



**2014-15 AUBURN  
MEN'S BASKETBALL  
FACT BOOK**





2014-15 AUBURN BASKETBALL TABLE OF CONTENTS

2014-15 SEASON

2014-15 Rosters..... 4  
 2014-15 TV/Radio Chart ..... 5  
 2014-15 Schedule ..... 6  
 2014-15 Player Profiles..... 7-20  
 Head Coach Bruce Pearl ..... 21-24  
 Coaching Staff..... 25-26  
 Support Staff..... 27-29  
 2013-14 Season In Review..... 30-34  
 2013-14 Graduates..... 35-37  
 2013-14 Game Recaps..... 38-48  
 2013-14 SEC In Review ..... 49-51

HISTORY & RECORDS

Individual Records ..... 52-53  
 Team Records ..... 53-54  
 Single Game Records..... 55  
 Facility Records..... 56-57  
 Career Leaders..... 58-59  
 Single-Season Leaders ..... 60-63  
 Winning Streaks..... 63  
 Year-By-Year Leaders ..... 64-67  
 1,000-Point Scorers ..... 68-72  
 Year-By-Year Team Stats..... 73-75  
 Single-Game Superlatives..... 76  
 Big Wins/Big Losses..... 76  
 Year-By-Year Scores..... 77-89  
 100-Point Games ..... 90  
 Overtime Games ..... 91  
 Auburn In The Top 25 ..... 92-93  
 Auburn vs. the Top 25 ..... 94-97  
 Series Records vs. All Opponents ..... 98  
 Series Scores..... 99-112  
 Record vs. All Conferences ..... 113-114  
 Year-By-Year Records ..... 115-116  
 Coaching Records ..... 116  
 Tournament Participation..... 117-119  
 SEC Tournament ..... 120-121  
 Southern Conference Tournament..... 121  
 NCAA Tournament..... 122-132  
 National Invitational Tournament..... 133-136  
 All-Time Lineups ..... 137-140  
 All-Time Letterwinners ..... 140-143  
 All-Time Numerical Roster..... 144-145  
 Auburn on TV ..... 146-148  
 SEC Champions ..... 148  
 SEC All-Time Records..... 149  
 All-Americans/Retired Jerseys..... 150  
 All-SEC ..... 151  
 Auburn in the NBA / NBA Draft ..... 152-153  
 Auburn in the NBA - Career Stats ..... 154-157  
 Auburn Honors & Awards..... 158-161

CREDITS

The 2014-15 Auburn Basketball Fact Book is produced by the Auburn Athletics Department, Jay Jacobs, Director. Associate Director of Media Relations, Dan Froehlich, editor. Editorial assistance by Kathy Harker, Evan Roberts, Scott Scroggins and Josh Brunner. Page design, layout and typesetting on Adobe InDesign by Dan Froehlich.

2014-15 AUBURN BASKETBALL QUICK FACTS

GENERAL INFORMATION

School ..... Auburn University  
 Location ..... Auburn, Ala.  
 Founded ..... Oct. 1, 1856  
 Enrollment ..... 25,469  
 Nickname ..... Tigers  
 Colors ..... Burnt Orange and Navy Blue  
 Home Court (Capacity) ..... Auburn Arena (9,121)  
 Affiliation ..... NCAA Division I  
 Conference ..... Southeastern (SEC West)  
 President ..... Dr. Jay Gogue  
     Alma Mater ..... Auburn (1969)  
 Athletics Director..... Jay Jacobs  
     Alma Mater ..... Auburn (1985)  
 University Website ..... www.auburn.edu  
 Athletics Website..... www.auburntigers.com

TEAM INFORMATION

2013-14 Overall Record ..... 14-16 (.467)  
 SEC Record..... 6-12 (.333)  
 Regular-Season Finish..... 12th  
 Postseason..... N/A  
 Home Record ..... 12-6 (.667)  
 Away Record ..... 2-8 (.200)  
 Neutral Record ..... 0-2 (.000)  
 Letterwinners Returning/Lost ..... 7/6  
 Starters Returning/Lost ..... 2/3  
 Newcomers..... 6

RADIO STATION / AUBURN IMG SPORTS NETWORK

Radio Station ..... WGGZ-FM (94.3)  
 Play-by-Play ..... Rod Bramblett  
 Bramblett Email..... Rod.Bramblett@img.com  
 Bramblett Office Phone ..... 334-826-2929  
 Network Address..... Auburn Network  
     ..... PO Box 950  
     ..... Auburn, AL 36831

MEDIA RELATIONS

Associate AD/Communications ..... Kirk Sampson  
 Associate Director/Men's Basketball Contact..... Dan Froehlich  
     E-Mail..... danf@auburn.edu  
     Office Phone ..... 334-844-9803  
     Cell Phone..... 334-750-1389  
 Media Relations Assistant ..... Evan Roberts  
     E-Mail..... ejr0003@auburn.edu  
     Cell Phone..... 260-615-8662  
 Administrative Assistant..... Kathy Harker  
     E-Mail..... harkeka@auburn.edu  
 Photographer ..... Wade Rackley  
     Cel Phone..... 334-750-6907  
     E-Mail..... wwr0004@auburn.edu  
 Videographer..... John Mitchell  
     Cell Phone..... 334-707-7703  
     E-Mail..... john.mitchell@auburn.edu  
 Press Row Phone Numbers ..... 334-844-1933 / 334-844-1935  
 Media Relations Phone ..... 334-844-9800  
 Media Relations Fax ..... 334-844-9807  
 Mailing Address..... P.O. Box 351, Auburn, AL 36831  
 Overnight Address..... Athletics Complex  
     ..... 392 S. Donahue Dr., Auburn, AL 36831



## NUMERICAL ROSTER

| No. | Name              | Pos. | Cl. | Ht. | Wt. | Exp. | Hometown (Previous School)                    |
|-----|-------------------|------|-----|-----|-----|------|---|
| 00  | Malcolm Canada    | G    | SR  | 6-3 | 225 | 1L   | Austin, Texas (Ellsworth CC)                  |
| 1   | KT Harrell        | G    | SR  | 6-4 | 212 | 1L   | Montgomery, Ala. (Virginia)                   |
| 3   | Patrick Keim      | G    | FR  | 6-2 | 186 | HS   | Birmingham, Ala. (Mountain Brook)             |
| 5   | Cinmeon Bowers    | F    | JR  | 6-7 | 278 | JC   | Racine, Wis. (Chipola College)                |
| 10  | Kareem Canty      | G    | SO  | 6-0 | 183 | TR   | Harlem, N.Y. (Marshall)                       |
| 12  | K.C. Ross-Miller  | G    | GS  | 6-0 | 178 | TR   | Grand Prairie, Texas (New Mexico State)       |
| 13  | Tahj Shamsid-Deen | G    | SO  | 5-9 | 170 | 1L   | Dacula, Ga. (Columbia)                        |
| 14  | Antoine Mason     | G    | GS  | 6-1 | 216 | TR   | Queens, N.Y. (Niagara)                        |
| 22  | C.J. Holmes       | G    | JR  | 6-1 | 192 | 1L   | Washington, D.C. (IMG Academy)                |
| 23  | TJ Lang           | G    | FR  | 6-7 | 193 | HS   | Mobile, Ala. (McGill Toolen)                  |
| 24  | Jack Purchase     | F    | FR  | 6-8 | 198 | HS   | Melbourne, Australia (Carey Grammer)          |
| 25  | Jordon Granger    | F    | JR  | 6-8 | 210 | 2L   | St. Louis, Mo. (McCluer North)                |
| 31  | Devin Waddell     | G/F  | JR  | 6-5 | 221 | 1L   | Summerfield, N.C. (Hargrave Military Academy) |
| 41  | Matthew Atewe     | C    | SO  | 6-8 | 230 | 1L   | Brampton, Ont., Canada (Notre Dame Prep)      |

## ALPHABETICAL ROSTER

| No. | Name              | Pos. | Cl. | Ht. | Wt. | Exp. | Hometown (Previous School)                    |
|-----|-------------------|------|-----|-----|-----|------|---|
| 41  | Matthew Atewe     | C    | SO  | 6-8 | 230 | 1L   | Brampton, Ont., Canada (Notre Dame Prep)      |
| 5   | Cinmeon Bowers    | F    | JR  | 6-7 | 278 | JC   | Racine, Wis. (Chipola College)                |
| 00  | Malcolm Canada    | G    | SR  | 6-3 | 225 | JC   | Austin, Texas (Ellsworth CC)                  |
| 10  | Kareem Canty      | G    | SO  | 6-0 | 183 | TR   | Harlem, N.Y. (Marshall)                       |
| 25  | Jordon Granger    | F    | JR  | 6-8 | 210 | 2L   | St. Louis, Mo. (McCluer North)                |
| 1   | KT Harrell        | G    | SR  | 6-4 | 212 | 1L   | Montgomery, Ala. (Virginia)                   |
| 22  | C.J. Holmes       | G    | JR  | 6-1 | 192 | 1L   | Washington, D.C. (IMG Academy)                |
| 3   | Patrick Keim      | G    | FR  | 6-2 | 186 | HS   | Birmingham, Ala. (Mountain Brook)             |
| 23  | TJ Lang           | G    | FR  | 6-7 | 193 | HS   | Mobile, Ala. (McGill Toolen)                  |
| 14  | Antoine Mason     | G    | GS  | 6-1 | 216 | TR   | Queens, N.Y. (Niagara)                        |
| 24  | Jack Purchase     | F    | FR  | 6-8 | 198 | HS   | Melbourne, Australia (Carey Grammer)          |
| 12  | K.C. Ross-Miller  | G    | GS  | 6-0 | 178 | TR   | Grand Prairie, Texas (New Mexico State)       |
| 13  | Tahj Shamsid-Deen | G    | SO  | 5-9 | 170 | 1L   | Dacula, Ga. (Columbia)                        |
| 31  | Devin Waddell     | G/F  | JR  | 6-5 | 221 | 1L   | Summerfield, N.C. (Hargrave Military Academy) |

## COACHES & STAFF

|                 |                                     |  |
|-----------------|-------------------------------------|--|
| Bruce Pearl     | Head Coach                          | (Boston College '82 / 1st Year at Auburn)        |
| Harris Adler    | Assistant Coach                     | (Philadelphia College of Pharmacy & Science '98) |
| Tony Jones      | Assistant Coach                     | (Concordia (Mich.) '93)                          |
| Chuck Person    | Assistant Coach                     |  |
| Todd Golden     | Dir. of Basketball Operations       | (St. Mary's '07)                                 |
| Jordan VerHulst | Video Coordinator                   | (Grand Valley State '08)                         |
| Chad Prewett    | Special Assistant to the Head Coach | (Troy State '94)                                 |
| Jermile Brooks  | Athletic Trainer                    | (Col. of Charleston '01)                         |
| Damon Davis     | Strength & Conditioning Coach       | (Western Illinois '03)                           |
| Steven Pearl    | Asst. Strength & Conditioning Coach | (Tennessee '10)                                  |

2014-15 Team Managers: Michael Banks, Ryan Brown, Aaron Christian, Harrison Evola, Jordan Jeansonne, Braden Ladner, Jeremy Manning, Matt McCormack, Thomas Northcutt, Brooks Ohman, Eric Schwob, Reed Watson, Bianca Webb

## PRONUNCIATION GUIDE

|                |                   |
|----------------|-------------------|
| Matthew Atewe  | Atta-way          |
| Cinmeon Bowers | sim-me-ON         |
| Jordon Granger | Jore-DON Grain-er |
| Jermile Brooks | Jer-mell          |



**#00 Malcolm Canada**  
Sr. • Guard  
6-3 • 225  
Austin, Texas



**#1 KT Harrell**  
Sr. • Guard  
6-4 • 212  
Montgomery, Ala.



**#3 Patrick Keim**  
Fr. • Guard  
6-2 • 186  
Birmingham, Ala.



**#5 Cinmeon Bowers**  
Jr. • Forward  
6-7 • 278  
Racine, Wis.



**#10 Kareem Canty**  
So. • Guard  
6-0 • 183  
Harlem, N.Y.



**#12 K.C. Ross-Miller**  
GS • Guard  
6-0 • 178  
Grand Prairie, Texas



**#13 Tahj Shamsid-Deen**  
So. • Guard  
5-9 • 170  
Decatur, Ga.



**#14 Antoine Mason**  
GS • Guard  
6-1 • 216  
Queens, N.Y.



**#22 C.J. Holmes**  
Jr. • Guard  
6-1 • 192  
Washington, D.C.



**#23 TJ Lang**  
Fr. • Guard  
6-7 • 193  
Mobile, Ala.



**#24 Jack Purchase**  
Fr. • Forward  
6-8 • 198  
Melbourne, Australia



**#25 Jordon Granger**  
Jr. • Forward  
6-8 • 210  
St. Louis, Mo.



**#31 Devin Waddell**  
Jr. • Guard/Forward  
6-5 • 221  
Summerfield, N.C.



**#41 Matthew Atewe**  
So. • Center  
6-8 • 230  
Ontario, Canada



**Bruce Pearl**  
Head Coach  
First Year at Auburn  
20th Year Overall



**Harris Adler**  
Assistant Coach



**Tony Jones**  
Assistant Coach



**Chuck Person**  
Assistant Coach



**Todd Golden**  
Director of Basketball  
Operations



**Chad Prewett**  
Special Assistant to the  
Head Coach



| DATE                            | DAY                     | OPPONENT   | LOCATION   | TIME (CT)            | TV                 |
|---------------------------------|-------------------------|--|--|----------------------|--------------------|
| <b>NOVEMBER</b>                 |                         |  |  |                      |                    |
| 7                               | FRIDAY                  | WEST ALABAMA (EXH.)  | AUBURN   | 8:30 p.m.            | --                 |
| 14                              | FRIDAY                  | WISCONSIN-MILWAUKEE  | AUBURN   | 9 p.m.               | ESPNU              |
| 18                              | Tuesday                 | at Colorado  | Boulder, Colo.   | 12:00 a.m.           | ESPN2              |
| 21                              | FRIDAY                  | LOUISIANA  | AUBURN   | 8 p.m.               | FSN                |
| <b>24-26</b>                    | <b>Monday-Wednesday</b> | <b>MGM Grand Main Event</b>  | <b>Las Vegas, Nev. (MGM Grand Garden Arena)</b>  |                      |                    |
| 24                              | Monday                  | vs. Tulsa  | Las Vegas, Nev.  | 10 p.m.              | ESPNU              |
| 26                              | Wednesday               | vs. Oklahoma State or Oregon State   | Las Vegas, Nev.  | 8 p.m. or 10:30 p.m. | ESPN3.com or ESPN2 |
| <b>DECEMBER</b>                 |                         |  |  |                      |                    |
| 3                               | Wednesday               | at Texas Tech  | Lubbock, Texas   | 8 p.m.               | SEC Network        |
| 5                               | FRIDAY                  | COASTAL CAROLINA   | AUBURN   | 8 p.m.               | FSN                |
| 14                              | Sunday                  | at Clemson   | Clemson, S.C.  | 3 p.m.               | ESPN3.com          |
| 17                              | WEDNESDAY               | WINTHROP   | AUBURN   | 8 p.m.               | SEC Network        |
| 20                              | SATURDAY                | XAVIER   | AUBURN   | 5 p.m.               | SEC Network        |
| 23                              | TUESDAY                 | TEXAS SOUTHERN   | AUBURN   | 7 p.m.               | SECN+              |
| 29                              | MONDAY                  | MIDDLE TENNESSEE STATE   | AUBURN   | 8 p.m.               | SEC Network        |
| <b>JANUARY</b>                  |                         |  |  |                      |                    |
| 3                               | SATURDAY                | NORTH ALABAMA  | AUBURN   | Noon                 | SEC Network        |
| 6                               | Tuesday                 | *at Vanderbilt   | Nashville, Tenn.   | 8 p.m.               | ESPNU              |
| 10                              | SATURDAY                | *MISSOURI  | AUBURN   | 6 p.m.               | SEC Network        |
| 15                              | Thursday                | *at Florida  | Gainesville, Fla.  | 6 p.m.               | ESPN/2             |
| 17                              | SATURDAY                | *SOUTH CAROLINA  | AUBURN   | 7:30 p.m.            | SEC Network        |
| 21                              | WEDNESDAY               | *MISSISSIPPI STATE   | AUBURN   | 8 p.m.               | SEC Network        |
| 24                              | Saturday                | *at Alabama  | Tuscaloosa, Ala.   | 7:30 p.m.            | SEC Network        |
| 27                              | TUESDAY                 | *TEXAS A&M   | AUBURN   | 8 p.m.               | SEC Network        |
| 31                              | Saturday                | *at Tennessee  | Knoxville, Tenn.   | 11 a.m.              | ESPN/2             |
| <b>FEBRUARY</b>                 |                         |  |  |                      |                    |
| 5                               | Thursday                | *at LSU  | Baton Rouge, La.   | 6 p.m.               | ESPN/2             |
| 7                               | SATURDAY                | *OLE MISS  | AUBURN   | 5:30 p.m.            | SEC Network        |
| 10                              | TUESDAY                 | *ARKANSAS  | AUBURN   | 8 p.m.               | ESPNU              |
| 14                              | Saturday                | *at Georgia  | Athens, Ga.  | 1 p.m.               | FSN                |
| 17                              | Tuesday                 | *ALABAMA   | AUBURN   | 8 p.m.               | ESPNU              |
| 21                              | Saturday                | *at Kentucky   | Lexington, Ky.   | 5 p.m.               | ESPN/2             |
| 24                              | TUESDAY                 | *LSU   | AUBURN   | 6 p.m.               | ESPNU              |
| 28                              | Saturday                | *at Texas A&M  | College Station, Texas   | 7:30 p.m.            | SEC Network        |
| <b>MARCH</b>                    |                         |  |  |                      |                    |
| 3                               | Tuesday                 | *at Missouri   | Columbia, Mo.  | 8 p.m.               | SEC Network        |
| 7                               | SATURDAY                | *GEORGIA   | AUBURN   | 3 p.m.               | SEC Network        |
| 11-15                           | Wednesday-Sunday        | SEC Tournament   | Nashville, Tenn. (Bridgestone Arena)   | TBA                  | SEC Network   ESPN |
| <b>NCAA FIRST FOUR</b>          |                         |  |  |                      |                    |
| March 17-18                     |                         | Dayton, Ohio   | UD Arena   |                      |                    |
| <b>NCAA SECOND/THIRD ROUNDS</b> |                         |  |  |                      |                    |
| March 19 & 21                   |                         | Jacksonville, Fla.<br>Louisville, Ky.<br>Pittsburgh, Pa.                             | Jacksonville Veterans Memorial Arena<br>KFC Yum! Center<br>Consol Energy Center                |                      |                    |
| March 20 & 22                   |                         | Portland, Ore.<br>Charlotte, N.C.<br>Columbus, Ohio<br>Omaha, Neb.<br>Seattle, Wash. | Rose Garden<br>Time Warner Cable Arena<br>Nationwide Arena<br>Century Link Center<br>Key Arena |                      |                    |
| <b>NCAA REGIONALS</b>           |                         |  |  |                      |                    |
| March 26 & 28                   |                         | Cleveland, Ohio<br>Los Angeles, Calif.   | Quicken Loans Arena<br>Staples Center  |                      |                    |
| March 27 & 29                   |                         | Houston, Tex.<br>Syracuse, N.Y.  | Reliant Stadium<br>Carrier Dome  |                      |                    |
| <b>NCAA FINAL FOUR</b>          |                         |  |  |                      |                    |
| April 4 & 6                     |                         | Indianapolis, Ind.   | Lucas Oil Stadium  |                      |                    |





**Matthew Atewe**

**#41**

6-8 • 230  
 Sophomore  
 Center  
 Brampton, Ontario,  
 Canada  
 Notre Dame Prep

**2013-14 (FRESHMAN):** Played in 24 games off the bench ... Averaged 1.5 ppg and 3.4 rpg in 14.4 mpg ... Had at least 1 block in 14 of 24 games ... 3.4 rpg was 13th among SEC freshmen ... 1.08 bpg was 7th among SEC freshmen ... 2 points, team-high-tying 4 rebounds vs. Tennessee ... 8 rebounds against Mississippi State, giving him 21 over the last 2 games (Feb. 12-15) ... Career-high 13 rebounds - 9 at the offensive end - and a career-high-tying 6 points against Kentucky in a career-high 29 minutes ... Had a key block of a Kenny Gaines shot with 1:45 left and Auburn up by 4 on Georgia as Auburn won by 7 ... 6 rebounds and 3 blocks in 18 minutes against Alabama ... 3 points, 5 rebounds against Florida in a season-high 27 minutes off the bench ... Blocked a career-high 4 shots to go along with 5 points and 4 rebounds vs. Florida A&M ... Had a career night against Arkansas-Pine Bluff, scoring 6 points, grabbing 7 rebounds and blocking 3 shots in 18 minutes ... First career points came on a 3-point play with 2:41 left against Clemson ... Free throw tied the game at 58-58 ... Finished the game with 3 points, 2 rebounds and 2 blocks ... Saw his first action of the year at Iowa State ... Played 6 minutes and had 2 rebounds and an assist before fouling out ... Missed the first five games of the year due to a leg injury suffered in the preseason.

**HIGH SCHOOL AND PERSONAL DATA:** Averaged close to a double-double in points and rebounds for coach Ryan Hurd at Notre Dame Prep ... Prior

to playing at Notre Dame Prep, he attended Father Henry Karr High in Ontario ... Member of the Canadian Junior National Team and was selected to represent Canada in the 2012 Nike Global Challenge ... Full name is Matthew Atewe ... Born March 7, 1994 in Brampton, Ontario ... Son of Osas and Editer Atewe ... Majoring in political science ... Signed national letter of intent on April 19, 2013.

**2013-14 Atewe Season & Career Highs**

|                                |  |                              |  |
|--------------------------------|--|------------------------------|--|
| <b>Points</b>                  | Season 6, 2x, vs. Kentucky (2/12/14)<br>Career 6, 2x, vs. Kentucky (2/12/14) | <b>Free Throws</b>           | Season 3, 2x, vs. Florida (1/18/14)<br>Career 3, 2x, vs. Florida (1/18/14)             |
| <b>Rebounds</b>                | Season 13, vs. Kentucky (2/12/14)<br>Career 13, vs. Kentucky (2/12/14)       | <b>Free Throws Attempted</b> | Season 6, vs. Florida A&M (1/4/14)<br>Career 6, vs. Florida A&M (1/4/14)               |
| <b>Field Goals</b>             | Season 2, 3x, at Florida (2/19/14)<br>Career 2, 3x, at Florida (2/19/14)     | <b>Assists</b>               | Season 2, vs. Florida (1/18/14)<br>Career 2, vs. Florida (1/18/14)                     |
| <b>Field Goal Attempts</b>     | Season 4, vs. Kentucky (2/12/14)<br>Career 4, vs. Kentucky (2/12/14)         | <b>Steals</b>                | Season 2, vs. Mississippi State (2/15/14)<br>Career 2, vs. Mississippi State (2/15/14) |
| <b>Three-Point Field Goals</b> | Season --<br>Career --   | <b>Blocked Shots</b>         | Season 4, 2x, vs. Kentucky (2/12/14)<br>Career 4, 2x, vs. Kentucky (2/12/14)           |
| <b>Three-Point Attempts</b>    | Season --<br>Career --   | <b>Minutes Played</b>        | Season 29, vs. Kentucky (2/12/14)<br>Career 29, vs. Kentucky (2/12/14)                 |

**2013-14 Atewe Game-by-Game**

| Opponent        | Min | FG-A | Pct   | 3PT-A | Pct  | FT-A | Pct   | O-D-T  | PF | A | TO | BLK | ST | PTS |
|-----------------|-----|------|-------|-------|------|------|-------|--------|----|---|----|-----|----|-----|
| at Iowa St.     | 6   | 0-1  | .000  | 0-0   | .000 | 0-0  | .000  | 1-1-2  | 5  | 1 | 0  | 0   | 0  | 0   |
| Clemson         | 13  | 1-2  | .500  | 0-0   | .000 | 1-1  | 1.000 | 1-1-2  | 2  | 0 | 0  | 2   | 0  | 3   |
| Boston College  | 12  | 1-1  | 1.000 | 0-0   | .000 | 1-1  | 1.000 | 0-2-2  | 2  | 0 | 0  | 1   | 0  | 3   |
| Ark-Pine Bluff  | 18  | 2-3  | .667  | 0-0   | .000 | 2-4  | .500  | 0-7-7  | 2  | 0 | 1  | 3   | 1  | 6   |
| Florida A&M     | 15  | 1-3  | .333  | 0-0   | .000 | 3-6  | .500  | 1-3-4  | 1  | 0 | 2  | 4   | 1  | 5   |
| at Ole Miss*    | 16  | 0-0  | .000  | 0-0   | .000 | 0-0  | .000  | 2-0-2  | 1  | 0 | 3  | 0   | 0  | 0   |
| Missouri*       | 11  | 0-0  | .000  | 0-0   | .000 | 0-0  | .000  | 1-2-3  | 5  | 0 | 1  | 2   | 0  | 0   |
| at Tennessee*   | 14  | 0-2  | .000  | 0-0   | .000 | 0-0  | .000  | 1-2-3  | 4  | 1 | 0  | 1   | 0  | 0   |
| Florida*        | 27  | 0-0  | .000  | 0-0   | .000 | 3-4  | .750  | 0-5-5  | 1  | 2 | 1  | 1   | 1  | 3   |
| at Miss. St.*   | 8   | 0-0  | .000  | 0-0   | .000 | 0-0  | .000  | 0-1-1  | 4  | 0 | 0  | 1   | 0  | 0   |
| at Arkansas*    | 16  | 1-2  | .500  | 0-0   | .000 | 0-0  | .000  | 1-3-4  | 5  | 0 | 0  | 1   | 0  | 2   |
| Alabama*        | 18  | 0-1  | .000  | 0-0   | .000 | 1-2  | .500  | 3-3-6  | 3  | 1 | 0  | 3   | 0  | 1   |
| Georgia*        | 15  | 0-1  | .000  | 0-0   | .000 | 0-0  | .000  | 0-0-0  | 3  | 0 | 0  | 1   | 1  | 0   |
| at S. Carolina* | 9   | 0-1  | .000  | 0-0   | .000 | 0-0  | .000  | 1-1-2  | 4  | 0 | 0  | 0   | 0  | 0   |
| at LSU*         | 12  | 0-0  | .000  | 0-0   | .000 | 0-0  | .000  | 1-2-3  | 3  | 1 | 1  | 0   | 0  | 0   |
| Kentucky*       | 29  | 2-4  | .500  | 0-0   | .000 | 2-5  | .400  | 9-4-13 | 5  | 0 | 2  | 4   | 1  | 6   |
| Miss. St.*      | 19  | 0-0  | .000  | 0-0   | .000 | 0-0  | .000  | 2-6-8  | 5  | 1 | 4  | 1   | 2  | 0   |
| at Florida*     | 15  | 2-3  | .667  | 0-0   | .000 | 0-0  | .000  | 1-0-1  | 3  | 0 | 0  | 0   | 0  | 4   |
| Vanderbilt*     | 15  | 1-1  | 1.000 | 0-0   | .000 | 0-0  | .000  | 0-2-2  | 0  | 0 | 0  | 0   | 0  | 2   |
| S. Carolina*    | 12  | 0-1  | .000  | 0-0   | .000 | 0-0  | .000  | 1-0-1  | 4  | 0 | 0  | 0   | 0  | 0   |
| at Alabama*     | 14  | 0-0  | .000  | 0-0   | .000 | 0-2  | .000  | 0-3-3  | 4  | 0 | 0  | 0   | 0  | 0   |
| Tennessee*      | 16  | 1-1  | 1.000 | 0-0   | .000 | 0-0  | .000  | 1-3-4  | 4  | 0 | 1  | 0   | 0  | 2   |
| at Texas A&M*   | 9   | 0-0  | .000  | 0-0   | .000 | 0-0  | .000  | 1-2-3  | 3  | 0 | 2  | 1   | 0  | 0   |
| vs. S. Carolina | 7   | 0-0  | .000  | 0-0   | .000 | 0-0  | .000  | 0-1-1  | 5  | 0 | 0  | 0   | 1  | 0   |

**ATEWE'S CAREER STATS**

| Year    | GP-GS | Min-Avg  | FG-FGA | Pct  | 3FG-A | Pct  | FT-FTA | Pct  | Off-Def-Tot-Avg | PF | FO | Ast | TO | Blk | Stl | Pts | Avg |
|---------|-------|----------|--------|------|-------|------|--------|------|-----------------|----|----|-----|----|-----|-----|-----|-----|
| 2013-14 | 24-0  | 346-14.4 | 12-27  | .444 | 0-0   | .000 | 13-25  | .520 | 28-54-82-3.4    | 78 | 6  | 7   | 18 | 26  | 8   | 37  | 1.5 |
| TOTALS  | 24-0  | 346-14.4 | 12-27  | .444 | 0-0   | .000 | 13-25  | .520 | 28-54-82-3.4    | 78 | 6  | 7   | 18 | 26  | 8   | 37  | 1.5 |



**Cinmeon  
Bowers**

**#5**

6-7 • 278  
Junior  
Forward  
Racine, Wis.  
Chipola College  
Rufus King HS

**CHIPOLA COLLEGE**

**2013-14 (SOPHOMORE):** Top-ranked JUCO player by 247sports, Played in 22 games (15 starts) ... Averaged 12.4 points and 8.9 rebounds per game ... Shot 47.2 percent from the field ... Helped Chipola to a 26-6 record and a spot in the quarterfinals of the NJCAA National Championships.

**2012-13 (FRESHMAN):** Played in 26 games (12 starts) ... Averaged 11.0 points and 6.9 rebounds per game ... Shot 45.7 percent from the field ... Chipola went 26-5.

**HIGH SCHOOL AND PERSONAL DATA:** Played at Rufus King High School ... North Shore Conference honors ... Led Rufus to the state championship playoffs as a senior ... Son of Edna J. Young ... Has a daughter, Dani Cimmone ... Has a sister, Tamara, and two nieces and two nephews ... Majoring in public administration.

**BOWERS' JUNIOR COLLEGE STATS**

| Year    | GP-GS | Min-Avg  | FG-FGA  | Pct  | 3FG-A | Pct  | FT-FTA  | Pct  | Off-Def-Tot-Avg | PF | FO | Ast | TO | Blk | Stl | Pts | Avg  |
|---------|-------|----------|---------|------|-------|------|---------|------|-----------------|----|----|-----|----|-----|-----|-----|------|
| 2012-13 | 26-12 | 487-18.7 | 107-234 | .457 | 1-10  | .100 | 72-129  | .558 | 67-112-179-6.9  | 66 | 0  | 14  | 44 | 6   | 20  | 287 | 11.0 |
| 2013-14 | 22-15 | 103-4.7  | 100-212 | .472 | 3-17  | .176 | 70-145  | .483 | 86-109-195-8.9  | 16 | 1  | 16  | 53 | 4   | 29  | 273 | 12.4 |
| TOTALS  | 48-17 | 590-12.3 | 207-446 | .464 | 4-27  | .148 | 142-274 | .518 | 153-221-374-7.8 | 82 | 1  | 30  | 97 | 10  | 49  | 560 | 11.7 |





**Malcolm  
Canada**

**#00**

6-3 • 225

Senior  
Guard

Austin, Texas  
Ellsworth CC  
Akins HS

**2013-14 (JUNIOR):** Back-up point guard in all 30 games ... Averaged 2.8 ppg on .358 pct shooting in 11.8 mpg ... 42 percent of his points (36 of 85) came at the free throw line, where he is shot .800 (36-45) ... Also averaged 1.7 rpg and 1.0 apg ... Of his 51 rebounds, 40 (78 percent) came on the defensive glass ... 4 points, all at the line in 4 attempts, at Alabama ... 4 points, 4 rebounds, 3 assists and 1 steal in a season-high-tying 22 minutes vs. South Carolina ... Scored 6 points - all at the free throw line where he was 6-6 - against Mississippi State ... All six FT came in the last 52 seconds ... Hit his first 3 of the season as the buzzer sounded to end the first half at Tennessee ... 6 points, 5 rebounds against Florida A&M in 18 minutes ... 7 points and 3 rebounds against Clemson ... 6 points and 4 rebounds in 18 minutes against Illinois ... 7 points and 3 rebounds at Iowa State ... Season-high 10 points against Jacksonville State, hitting 6-for-7 at the free throw line ... Held scoreless in 15 minutes against Northwestern State ... Did dish out 4 assists in the game ... Came off the bench to score 7 points against Nicholls, which included going 5-for-8 from the free throw line ... Averaged 6.0 points and 5.5 assists in the two exhibition wins on 62.5 percent shooting ... Played 14 minutes and scored three points off the bench against Paine ... Played 23 minutes and dished out a team-high 9 assists in the exhibition win over Victory University ... Added 9 points on 4-of-6 shooting ... Also had 3 steals.

**ELLSWORTH COMMUNITY COLLEGE**

**2012-13:** Played at Ellsworth Community College ... Third Team NJCAA All-America ... Averaged 20.2 points, 5.8 rebounds, 5.2 assists and 1.6 steals per game, all of which were team highs ... Led the Iowa Community College Athletic Conference in assists (162), point scored (625), field goals (215) and free throws made (162) as well as ranking eighth in both rebounds (181) and steals (49) ... Finished the season ranked fifth nationally in free throws made, 13th in points scored and 18th in assists ... Ellsworth finished the season 18-13.

**HIGH SCHOOL AND PERSONAL DATA:** Attended Akins High School ... Averaged 18.4 points, 6.0 rebounds, 5.0 assists and 2.7 steals per game as a senior ... Averaged 13.4 points, 4.5 assists, 3.8 rebounds and 2.4 steals per game as a junior ... Was rated No. 98 overall in Texas by Rivals.com and was the 16th rated point guard in the state as a junior ... Majoring in public administration.

**2013-14 Canada Season & Career Highs**

|                                |  |                              |   |
|--------------------------------|--|------------------------------|---|
| <b>Points</b>                  | Season 10, vs. Jacksonville St. (11/19/13) | <b>Free Throws</b>           | Season 6, 2x, vs. Mississippi St. (2/15/14) |
|                                | Career 10, vs. Jacksonville St. (11/19/13) |                              | Career 6, 2x, vs. Mississippi St. (2/15/14) |
| <b>Rebounds</b>                | Season 5, 2x, vs. Florida A&M (1/4/14)     | <b>Free Throws Attempted</b> | Season 8, vs. Nicholls (11/8/13)            |
|                                | Career 5, 2x, vs. Florida A&M (1/4/14)     |                              | Career 8, vs. Nicholls (11/8/13)            |
| <b>Field Goals</b>             | Season 3, 2x, vs. Clemson (12/19/13)       | <b>Assists</b>               | Season 4, vs. Northwestern St. (11/15/13)   |
|                                | Career 3, 2x, vs. Clemson (12/19/13)       |                              | Career 4, vs. Northwestern St. (11/15/13)   |
| <b>Field Goal Attempts</b>     | Season 7, vs. Illinois (12/8/13)           | <b>Steals</b>                | Season 3, vs. Tennessee State (11/26/13)    |
|                                | Career 7, vs. Illinois (12/8/13)           |                              | Career 3, vs. Tennessee State (11/26/13)    |
| <b>Three-Point Field Goals</b> | Season 1, at Tennessee (1/15/14)           | <b>Blocked Shots</b>         | Season 1, 2x, at Ole Miss (1/9/14)          |
|                                | Career 1, at Tennessee (1/15/14)           |                              | Career 1, 2x, at Ole Miss (1/9/14)          |
| <b>Three-Point Attempts</b>    | Season 2, vs. Murray State (11/23/13)      | <b>Minutes Played</b>        | Season 22, 2x, vs. S. Carolina (2/26/14)    |
|                                | Career 2, vs. Murray State (11/23/13)      |                              | Career 22, 2x, vs. S. Carolina (2/26/14)    |

**2013-14 Canada Game-by-Game**

| Opponent         | Min | FG-A | Pct.  | 3PT-A | Pct.  | FT-A | Pct.  | O-D-T | PF | A | TO | BLK | ST | PTS |
|------------------|-----|------|-------|-------|-------|------|-------|-------|----|---|----|-----|----|-----|
| Nicholls         | 17  | 1-2  | .500  | 0-0   | .000  | 5-8  | .625  | 0-5-5 | 2  | 1 | 2  | 0   | 2  | 7   |
| Northwestern St. | 15  | 0-3  | .000  | 0-0   | .000  | 0-0  | .000  | 0-2-2 | 3  | 4 | 1  | 0   | 1  | 0   |
| Jacksonville St. | 15  | 2-4  | .500  | 0-0   | .000  | 6-7  | .857  | 0-3-3 | 0  | 0 | 1  | 0   | 1  | 10  |
| Murray St.       | 10  | 1-5  | .200  | 0-2   | .000  | 0-0  | .000  | 0-1-1 | 1  | 2 | 0  | 0   | 0  | 2   |
| Tennessee St.    | 16  | 2-3  | .667  | 0-1   | .000  | 3-3  | 1.000 | 0-1-1 | 1  | 0 | 0  | 0   | 3  | 7   |
| at Iowa St.      | 19  | 2-5  | .400  | 0-1   | .000  | 3-4  | .750  | 0-3-3 | 3  | 0 | 2  | 1   | 1  | 7   |
| vs. Illinois     | 18  | 3-7  | .429  | 0-0   | .000  | 0-0  | .000  | 2-2-4 | 1  | 1 | 1  | 0   | 0  | 6   |
| Clemson          | 16  | 3-5  | .600  | 0-1   | .000  | 1-1  | 1.000 | 1-2-3 | 1  | 2 | 1  | 0   | 1  | 7   |
| Boston College   | 10  | 0-1  | .000  | 0-1   | .000  | 0-1  | .000  | 0-1-1 | 0  | 1 | 1  | 0   | 1  | 0   |
| Ark-Pine Bluff   | 15  | 1-2  | .500  | 0-0   | .000  | 0-0  | .000  | 0-3-3 | 4  | 2 | 4  | 0   | 1  | 2   |
| Florida A&M      | 18  | 2-5  | .400  | 0-0   | .000  | 2-3  | .667  | 0-5-5 | 3  | 1 | 3  | 0   | 0  | 6   |
| at Ole Miss*     | 22  | 0-2  | .000  | 0-0   | .000  | 0-0  | .000  | 2-2-4 | 1  | 1 | 1  | 1   | 1  | 0   |
| Missouri*        | 6   | 0-1  | .000  | 0-0   | .000  | 0-0  | .000  | 0-0-0 | 0  | 0 | 0  | 0   | 0  | 0   |
| at Tennessee*    | 7   | 1-2  | .500  | 1-1   | 1.000 | 0-0  | .000  | 1-1-1 | 3  | 0 | 0  | 0   | 0  | 3   |
| Florida*         | 11  | 0-0  | .000  | 0-0   | .000  | 0-0  | .000  | 1-1-2 | 5  | 0 | 1  | 0   | 0  | 0   |
| at Miss. St.*    | 12  | 0-0  | .000  | 0-0   | .000  | 0-0  | .000  | 0-0-0 | 5  | 1 | 0  | 0   | 0  | 0   |
| at Arkansas*     | 4   | 1-2  | .500  | 0-0   | .000  | 0-0  | .000  | 1-0-1 | 0  | 0 | 3  | 0   | 0  | 2   |
| Alabama*         | 9   | 0-1  | .000  | 0-0   | .000  | 0-0  | .000  | 0-0-0 | 1  | 1 | 1  | 0   | 0  | 0   |
| Georgia*         | 9   | 0-0  | .000  | 0-0   | .000  | 3-4  | .750  | 0-1-1 | 1  | 2 | 0  | 0   | 1  | 3   |
| at S. Carolina*  | 6   | 1-1  | 1.000 | 0-0   | .000  | 0-0  | .000  | 0-0-0 | 0  | 1 | 1  | 0   | 1  | 2   |
| at LSU*          | 5   | 1-3  | .333  | 0-0   | .000  | 0-0  | .000  | 0-1-1 | 1  | 1 | 0  | 0   | 0  | 2   |
| Kentucky*        | 5   | 0-0  | .000  | 0-0   | .000  | 0-0  | .000  | 0-0-0 | 0  | 0 | 0  | 0   | 0  | 0   |
| Miss. St.*       | 9   | 0-1  | .000  | 0-0   | .000  | 6-6  | 1.000 | 0-2-2 | 1  | 2 | 0  | 0   | 1  | 6   |
| at Florida*      | 9   | 0-1  | .000  | 0-0   | .000  | 0-0  | .000  | 0-1-1 | 1  | 0 | 1  | 0   | 1  | 0   |
| Vanderbilt*      | 6   | 0-2  | .000  | 0-0   | .000  | 0-0  | .000  | 0-1-1 | 0  | 1 | 1  | 0   | 0  | 0   |
| S. Carolina*     | 22  | 1-3  | .333  | 0-1   | .000  | 2-2  | 1.000 | 2-2-4 | 2  | 3 | 0  | 0   | 1  | 4   |
| at Alabama*      | 11  | 0-1  | .000  | 0-0   | .000  | 4-4  | 1.000 | 1-0-1 | 0  | 1 | 1  | 0   | 2  | 4   |
| Tennessee*       | 11  | 0-2  | .000  | 0-0   | .000  | 1-2  | .500  | 0-1-1 | 2  | 0 | 0  | 0   | 1  | 1   |
| at Texas A&M*    | 11  | 0-1  | .000  | 0-0   | .000  | 0-0  | .000  | 0-0-0 | 1  | 1 | 0  | 0   | 0  | 0   |
| vs. S. Carolina  | 9   | 2-2  | 1.000 | 0-0   | .000  | 0-0  | .000  | 0-0-0 | 0  | 0 | 2  | 0   | 0  | 4   |

**CANADA'S CAREER STATS**

| Year    | GP-GS | Min-Avg  | FG-FGA | Pct  | 3FG-A | Pct  | FT-FTA | Pct  | Off-Def-Tot-Avg | PF | FO | Ast | TO | Blk | Stl | Pts | Avg |
|---------|-------|----------|--------|------|-------|------|--------|------|-----------------|----|----|-----|----|-----|-----|-----|-----|
| 2013-14 | 30-0  | 353-11.8 | 24-67  | .358 | 1-8   | .125 | 36-45  | .800 | 11-40-51-1.7    | 43 | 2  | 29  | 28 | 2   | 20  | 85  | 2.8 |
| Totals  | 30-0  | 353-11.8 | 24-67  | .358 | 1-8   | .125 | 36-45  | .800 | 11-40-51-1.7    | 43 | 2  | 29  | 28 | 2   | 20  | 85  | 2.8 |



# Kareem Canty

## #10

6-0 • 183  
Sophomore  
Guard  
Harlem, N.Y.  
Marshall University  
Faith Baptist Christian

the 19th-best point guard by ESPN.com and a three-star recruit ... Averaged 22 points and seven assists for Bridgton Academy in North Bridgton, Maine ... Played AAU ball for Long Island Lightning ... Was named first team all-conference as a senior at Bishop Loughlin High School in Brooklyn N.Y. ... Attended Chris Paul's basketball camp following his junior season in which only the top 100 were invited ... Was named to the all-tournament at Reebok Elite ... At the Showcase Invitational, was given the sportsmanship award after averaging 30 points and 10 rebounds against the top players in the country ... Born April 14, 1993 ... Son of Kareem and Nicole Canty ... Nicknamed Nunu ... Majoring in public administration.

**2014-15:** Will sit out the season after transferring from Marshall ... Will be a redshirt junior when he is eligible for the 2015-16 season ... Enrolled at Auburn for the second summer session to begin practicing with the team.

**MARSHALL UNIVERSITY**

**2013-14 (FRESHMAN):** Played in all 33 games, starting 31 ... Led the team in points (16.3 ppg) and assists (5.5 apg) ... Had one of his best performances of his career vs. Penn State (12/7) putting up a game high 28 points after shooting 52 percent from the field (5-of-8 from 3-point range) along with five assists ... Scored 20-or-more points in seven games and had 10-or-more assists in four games ... Finished as the team leader in 3-pointers made (65) and assists (180), which ranks 10th in both categories for a single season in Marshall's record books ... Named C-USA Third Team and to the C-USA All-Freshman Team ... College Sports Daily named him C-USA Rookie of the Year, along with placing him on the All-Conference USA team.

**2012-13:** Unavailable for practice and competition due to an NCAA eligibility issue

**HIGH SCHOOL AND PERSONAL DATA:** Played for Westwind Prep Academy in Phoenix, Ariz. before leaving for Faith Baptist Christian in Brandon, Fla. ... Ranked the 25th-best point guard (121 overall) in his class and a three-star recruit by Rivals ... Ranked 21st-best point guard by Scout ...

**2013-14 Canty Season & Career Highs**

|  |  |  |  |
|--|--|--|--|
| <b>Points</b>                              | Season 28, at Penn State (12/7/13)         | <b>Free Throws</b>                         | Season 8, vs. North Texas (1/17/14)        |
| Career 28, at Penn State (12/7/13)         |  | Career 8, vs. North Texas (1/17/14)        |  |
| <b>Rebounds</b>                            | Season 5, vs. Stephen F. Austin (11/30/13) | <b>Free Throws Attempted</b>               | Season 11, vs. North Texas (1/17/14)       |
| Career 5, vs. Stephen F. Austin (11/30/13) |  | Career 11, vs. North Texas (1/17/14)       |  |
| <b>Field Goals</b>                         | Season 10, at Penn State (12/7/13)         | <b>Assists</b>                             | Season 14, vs. Alice Lloyd (12/17/13)      |
| Career 10, at Penn State (12/7/13)         |  | Career 14, vs. Alice Lloyd (12/17/13)      |  |
| <b>Field Goal Attempts</b>                 | Season 22, at UTSA (1/9/14)                | <b>Steals</b>                              | Season 3, vs. West Virginia (12/14/13)     |
| Career 22, at UTSA (1/9/14)                |  | Career 3, vs. West Virginia (12/14/13)     |  |
| <b>Three-Point Field Goals</b>             | Season 6, vs. Arkansas State (12/21/13)    | <b>Blocked Shots</b>                       | Season 1, 3x, at South Carolina (12/30/13) |
| Career 6, vs. Arkansas State (12/21/13)    |  | Career 1, 3x, at South Carolina (12/30/13) |  |
| <b>Three-Point Attempts</b>                | Season 11, vs. Arkansas State (12/21/13)   | <b>Minutes Played</b>                      | Season 41, 2x, vs. SFA (11/17/13)          |
| Career 11, vs. Arkansas State (12/21/13)   |  | Career 41, 2x, vs. SFA (11/17/13)          |  |

**2013-14 Canty Game-by-Game (at Marshall)**

| Opponent           | Min | FG-A  | Pct  | 3PT-A | Pct   | FT-A | Pct   | O-D-T | PF | A  | TO | BLK | ST | PTS |
|--------------------|-----|-------|------|-------|-------|------|-------|-------|----|----|----|-----|----|-----|
| South Carolina St. | *29 | 5-10  | .500 | 2-5   | .400  | 3-3  | 1.000 | 1-1-2 | 0  | 5  | 3  | 0   | 2  | 15  |
| Rio Grande         | *26 | 8-10  | .800 | 2-2   | 1.000 | 0-0  | .000  | 0-0-0 | 1  | 11 | 3  | 1   | 2  | 18  |
| at Morehead St.    | *41 | 7-14  | .500 | 2-5   | .400  | 3-6  | .500  | 1-1-2 | 3  | 9  | 9  | 0   | 0  | 19  |
| Stephen F. Austin  | *41 | 4-18  | .222 | 1-9   | .111  | 5-6  | .833  | 3-2-5 | 2  | 7  | 4  | 0   | 0  | 14  |
| UNCW               | *37 | 9-15  | .600 | 1-3   | .333  | 0-0  | .000  | 0-0-0 | 0  | 10 | 3  | 0   | 2  | 19  |
| Western Kentucky   | *35 | 5-16  | .313 | 1-4   | .250  | 4-7  | .571  | 2-1-3 | 3  | 3  | 2  | 1   | 0  | 15  |
| at ETSU            | *32 | 6-15  | .400 | 3-9   | .333  | 4-7  | .571  | 3-1-4 | 4  | 6  | 2  | 0   | 1  | 19  |
| at Vanderbilt      | *37 | 7-17  | .412 | 3-5   | .600  | 1-1  | 1.000 | 1-2-3 | 2  | 4  | 4  | 0   | 2  | 18  |
| at Penn State      | *39 | 10-19 | .526 | 5-8   | .625  | 3-5  | .600  | 0-2-2 | 2  | 5  | 3  | 0   | 1  | 28  |
| vs. West Virginia  | *38 | 6-13  | .462 | 1-6   | .167  | 3-3  | 1.000 | 0-1-1 | 1  | 9  | 4  | 0   | 3  | 16  |
| Alice Lloyd        | *28 | 4-7   | .571 | 1-4   | .250  | 2-2  | 1.000 | 0-2-2 | 2  | 14 | 4  | 0   | 0  | 11  |
| Arkansas State     | *40 | 8-19  | .421 | 6-11  | .545  | 0-2  | .000  | 1-2-3 | 2  | 5  | 3  | 0   | 0  | 22  |
| at South Carolina  | *38 | 2-15  | .133 | 0-6   | .000  | 7-8  | .875  | 0-2-2 | 3  | 3  | 11 | 1   | 1  | 11  |
| at Akron           | *40 | 4-14  | .286 | 1-5   | .200  | 1-1  | 1.000 | 0-2-2 | 2  | 5  | 6  | 0   | 1  | 10  |
| Presbyterian       | *38 | 4-14  | .286 | 2-9   | .222  | 1-2  | .500  | 1-3-4 | 2  | 8  | 5  | 0   | 1  | 11  |
| at UTSA            | *38 | 9-22  | .409 | 4-10  | .400  | 4-4  | 1.000 | 1-2-3 | 1  | 3  | 4  | 0   | 0  | 26  |
| at UTEP            | *38 | 2-14  | .143 | 0-6   | .000  | 3-6  | .500  | 0-1-1 | 1  | 4  | 2  | 0   | 0  | 7   |
| North Texas        | *40 | 8-17  | .471 | 2-8   | .250  | 8-11 | .727  | 2-2-4 | 2  | 5  | 4  | 0   | 0  | 26  |
| Tulsa              | *38 | 4-18  | .222 | 0-5   | .000  | 4-6  | .667  | 2-3-5 | 4  | 9  | 4  | 0   | 0  | 12  |
| at Rice            | 32  | 4-8   | .500 | 2-5   | .400  | 8-8  | 1.000 | 1-1-2 | 0  | 7  | 2  | 0   | 0  | 18  |
| at Louisiana Tech  | *37 | 6-20  | .300 | 0-7   | .000  | 4-4  | 1.000 | 0-1-1 | 1  | 3  | 5  | 0   | 1  | 16  |
| FIU                | *38 | 5-12  | .417 | 2-2   | 1.000 | 4-4  | 1.000 | 0-3-3 | 0  | 10 | 2  | 0   | 0  | 16  |
| Florida Atlantic   | 27  | 2-9   | .222 | 2-6   | .333  | 1-2  | .500  | 0-1-1 | 0  | 4  | 1  | 0   | 0  | 7   |
| at Southern Miss   | *37 | 4-12  | .333 | 3-9   | .333  | 0-0  | .000  | 1-2-3 | 1  | 2  | 4  | 0   | 1  | 11  |
| at Tulane          | *36 | 5-14  | .357 | 3-5   | .600  | 3-8  | .375  | 1-0-1 | 3  | 1  | 3  | 0   | 0  | 16  |
| at Charlotte       | *39 | 8-18  | .444 | 1-6   | .167  | 4-5  | .800  | 1-3-4 | 1  | 1  | 4  | 0   | 2  | 21  |
| UAB                | *38 | 6-15  | .400 | 2-6   | .333  | 3-4  | .750  | 1-1-2 | 1  | 5  | 1  | 0   | 0  | 17  |
| Middle Tennessee   | *40 | 6-19  | .316 | 1-6   | .167  | 0-0  | .000  | 1-0-1 | 1  | 5  | 5  | 0   | 2  | 13  |
| at Old Dominion    | *39 | 8-18  | .444 | 3-7   | .429  | 5-8  | .625  | 0-0-0 | 1  | 1  | 5  | 0   | 1  | 24  |
| East Carolina      | *40 | 3-17  | .176 | 3-11  | .273  | 2-2  | 1.000 | 0-1-1 | 1  | 6  | 2  | 0   | 1  | 11  |
| Charlotte          | *38 | 8-21  | .381 | 4-9   | .444  | 2-2  | 1.000 | 0-3-0 | 0  | 7  | 3  | 0   | 0  | 22  |
| vs. FAU            | *39 | 5-18  | .278 | 1-7   | .143  | 1-2  | .500  | 1-3-4 | 3  | 3  | 2  | 0   | 0  | 12  |
| vs. Old Dominion   | *38 | 5-14  | .357 | 1-8   | .125  | 6-7  | .857  | 0-0-0 | 4  | 0  | 2  | 0   | 0  | 17  |

**CANTY'S CAREER STATS**

| Year    | GP-GS | Min-Avg   | FG-FGA  | Pct  | 3FG-A  | Pct  | FT-FTA | Pct  | Off-Def-Tot-Avg | PF | FO | Ast | TO  | Blk | Stl | Pts | Avg  |
|---------|-------|-----------|---------|------|--------|------|--------|------|-----------------|----|----|-----|-----|-----|-----|-----|------|
| 2013-14 | 33-31 | 1211-36.7 | 187-502 | .373 | 65-214 | .304 | 99-136 | .728 | 25-49-74-2.2    | 54 | 0  | 180 | 121 | 3   | 24  | 538 | 16.3 |
| TOTALS  | 33-31 | 1211-36.7 | 187-502 | .373 | 65-214 | .304 | 99-136 | .728 | 25-49-74-2.2    | 54 | 0  | 180 | 121 | 3   | 24  | 538 | 16.3 |



# Jordan Granger

## #25

6-8 • 210

Junior

Forward

St. Louis, Mo.

McCluer North HS

**2013-14 (SOPHOMORE):** Averaged 1.3 ppg and 1.8 rpg in 10.0 mpg ... Came off the bench in 23 games and started 1 ... Shot .429 from the floor (12-28) ... 27 of his 43 rebounds (63 percent) came at the defensive end ... Left the team for personal reasons prior to the Arkansas-Pine Bluff game (12/30/13) and returned for the game against Missouri (1/11/14) ... 2 points, 2 rebounds and a block in 13 minutes against South Carolina at the SEC Tournament ... Career-high 7 rebounds in a career-high 20 minutes at Alabama ... 5 points against South Carolina, scoring on a pair of dunks and a free throw ... 4 points on a pair of dunks at South Carolina ... 3 rebounds and career-high 2 blocks in 15 mins against Missouri ... Made his first start of the season against Illinois and was held scoreless in 8 minutes ... Pulled down a career-high 5 rebounds in a career-high 17 minutes off the bench against Jacksonville State ... Tied his then-career high with 4 rebounds in 14 minutes against Northwestern State ... Came off the bench to score 2 points and grab 2 rebounds in 10 minutes against Nicholls ... Averaged 2.0 points in the two exhibition wins on 33.3 percent shooting ... Also averaged 1.0 blocks ... Scored two points and grabbed four rebounds against Paine ... Came off the bench for 14 minutes against Victory ... Grabbed 6 rebounds.

**2012-13 (FRESHMAN):** Averaged 1.2 points and 1.1 rebounds in 6.1 minutes per game ... Played in 20 games, starting 3 (vs. Alabama, Kentucky and Arkansas) ... Shot 36.8 from the field and 83.3 from the free throw line ... 5 points vs. Arkansas ... 4 points, 4 rebounds in a 14 minutes at No. 17 Missouri ... 6 points and 2 rebounds in 9 minutes vs. Grambling ... 4 points, 3 rebounds, 1 block and 1 steal in 10 minutes vs. Tennessee Tech ... 2 points and 2 rebounds in season-high 15 minutes vs. No. 7 Florida.

**HIGH SCHOOL AND PERSONAL DATA:** Averaged 14.8 points, 8.8 rebounds and 3.9 blocks as a senior at McClure North High School in Florissant, Mo., for coach Randy Reed in 2011-12 in leading the team to a 31-1 record and the state championship ... Named Missouri Player of the Year as a senior as well as Missouri Boys Super 7 ... Named first-team All-State Class 5A as a senior ... Won back-to-back Class 5A State Championships in 2011 and 2012 ... 21 points and 20 rebounds vs. University City ... 23 points and 8 boards vs. ChiBogan ... 21 points and 18 rebounds vs. Cardinal Ritter ... First-team All-Metro as a senior and second-team All-Metro as a junior when he averaged 14.8 points, 8.8 rebounds and 3.8 blocks leading the team to a 29-5 record ... In one week as a junior, he had a pair of triple-doubles in three wins with 14 points and 14 blocks vs. Normandy, 21 points, 10 rebounds and 6 blocks vs. Roosevelt and 16 points, 16 rebounds and 10 blocks vs. Jackson ... chose Auburn over Missouri, Arkansas, Illinois, Saint Louis U. and Detroit ... Three-year letterman at McClure North ... Full name is Jordan Eugene Granger ... Born November 5, 1993, in St. Louis, Mo. ... Majoring in public administration ... Son of Eugene Granger and Paula Granger.

### 2013-14 Granger Season & Career Highs

|  |   |   |   |
|--|---|---|---|
| <b>Points</b>                            | Season 5, vs. South Carolina (2/26/14)  | <b>Free Throws</b>                      | Season 2, 2x, vs. S. Carolina (3/12/14) |
| Career 6, vs. Grambling State (12/11/12) | <b>Rebounds</b>                         | Career 4, at Missouri (2/2/13)          | <b>Free Throws Attempted</b>            |
| Season 7, at Alabama (3/1/14)            | Season 7, at Alabama (3/1/14)           | Season 2, 4x, vs. S. Carolina (3/12/14) | Career 4, 2x, at Missouri (2/2/13)      |
| Career 7, at Alabama (3/1/14)            | <b>Field Goals</b>                      | <b>Assists</b>                          | Season 1, 4x, at Texas A&M (3/8/14)     |
| Season 2, 2x, vs. S. Carolina (2/26/14)  | Season 2, 2x, vs. S. Carolina (2/26/14) | Career 1, 5x, at Texas A&M (3/8/14)     | <b>Steals</b>                           |
| Career 2, 4x, vs. S. Carolina (2/26/14)  | <b>Field Goal Attempts</b>              | Season 1, 2x, vs. Missouri (1/11/14)    | Career 1, 5x, vs. Missouri (1/11/14)    |
| Season 4, 2x, vs. S. Carolina (2/26/14)  | Season 4, 2x, vs. S. Carolina (2/26/14) | Career 2, vs. Missouri (1/11/14)        | <b>Blocked Shots</b>                    |
| Career 4, 3x, vs. S. Carolina (2/26/14)  | <b>Three-Point Field Goals</b>          | Career 2, vs. Missouri (1/11/14)        | Season 2, vs. Missouri (1/11/14)        |
| Season --                                | Season --                               | <b>Minutes Played</b>                   | Career 20, at Alabama (3/1/14)          |
| Career --                                | <b>Three-Point Attempts</b>             | Season 20, at Alabama (3/1/14)          | Career 20, at Alabama (3/1/14)          |
| Season 1, vs. Tennessee (3/5/14)         | Season 1, vs. Tennessee (3/5/14)        |   |   |
| Career 1, 2x, vs. Tennessee (3/5/14)     | Career 1, 2x, vs. Tennessee (3/5/14)    |   |   |

### 2013-14 Granger Game-by-Game

| Opponent         | Min | FG-A | Pct.  | 3PT-A | Pct. | FT-A | Pct.  | O-D-T | PF | A | TO | BLK | ST | PTS |
|------------------|-----|------|-------|-------|------|------|-------|-------|----|---|----|-----|----|-----|
| Nicholls         | 10  | 0-0  | .000  | 0-0   | .000 | 2-2  | 1.000 | 1-1-2 | 2  | 0 | 1  | 0   | 0  | 2   |
| Northwestern St. | 14  | 1-1  | 1.000 | 0-0   | .000 | 0-0  | .000  | 2-2-4 | 3  | 1 | 0  | 0   | 0  | 2   |
| Jacksonville St. | 17  | 1-3  | .333  | 0-0   | .000 | 0-0  | .000  | 1-4-5 | 1  | 1 | 2  | 1   | 1  | 2   |
| Murray St.       | 9   | 0-0  | .000  | 0-0   | .000 | 0-0  | .000  | 0-3-3 | 3  | 0 | 0  | 0   | 0  | 0   |
| Tennessee St.    | 12  | 1-2  | .500  | 0-0   | .000 | 0-0  | .000  | 1-2-3 | 0  | 0 | 1  | 0   | 0  | 2   |
| at Iowa St.      | 10  | 0-0  | .000  | 0-0   | .000 | 0-0  | .000  | 0-0-0 | 1  | 0 | 1  | 0   | 0  | 0   |
| vs. Illinois     | *8  | 0-2  | .000  | 0-0   | .000 | 0-0  | .000  | 2-0-2 | 0  | 0 | 1  | 0   | 0  | 0   |
| Clemson          | 3   | 1-1  | 1.000 | 0-0   | .000 | 0-0  | .000  | 0-1-1 | 0  | 0 | 0  | 0   | 0  | 2   |
| Boston College   | 7   | 0-0  | .000  | 0-0   | .000 | 0-0  | .000  | 0-0-0 | 2  | 1 | 0  | 0   | 0  | 0   |
| Missouri*        | 15  | 0-4  | .000  | 0-0   | .000 | 0-0  | .000  | 1-2-3 | 4  | 0 | 1  | 2   | 1  | 0   |
| at Arkansas*     | 10  | 1-2  | .500  | 0-0   | .000 | 1-1  | 1.000 | 1-3-4 | 4  | 0 | 1  | 0   | 0  | 3   |
| Alabama*         | 3   | 0-0  | .000  | 0-0   | .000 | 0-0  | .000  | 0-0-0 | 0  | 0 | 0  | 0   | 0  | 0   |
| Georgia*         | 1   | 0-0  | .000  | 0-0   | .000 | 0-0  | .000  | 0-0-0 | 1  | 0 | 1  | 0   | 0  | 0   |
| at S. Carolina*  | 8   | 2-2  | 1.000 | 0-0   | .000 | 0-0  | .000  | 0-1-1 | 3  | 0 | 0  | 0   | 0  | 4   |
| at LSU*          | 16  | 0-0  | .000  | 0-0   | .000 | 0-0  | .000  | 0-1-1 | 1  | 0 | 0  | 0   | 0  | 0   |
| Kentucky*        | 4   | 0-0  | .000  | 0-0   | .000 | 0-0  | .000  | 0-0-0 | 0  | 0 | 0  | 0   | 0  | 0   |
| Miss. St.*       | 1   | 0-0  | .000  | 0-0   | .000 | 0-0  | .000  | 0-0-0 | 0  | 0 | 1  | 0   | 0  | 0   |
| at Florida*      | 4   | 0-0  | .000  | 0-0   | .000 | 0-0  | .000  | 0-0-0 | 0  | 0 | 0  | 0   | 0  | 0   |
| Vanderbilt*      | 15  | 1-1  | 1.000 | 0-0   | .000 | 0-0  | .000  | 1-1-2 | 1  | 0 | 1  | 0   | 0  | 2   |
| S. Carolina*     | 15  | 2-4  | .500  | 0-0   | .000 | 1-2  | .500  | 0-1-1 | 3  | 0 | 1  | 0   | 0  | 5   |
| at Alabama*      | 20  | 1-3  | .333  | 0-0   | .000 | 0-2  | .000  | 4-3-7 | 2  | 0 | 1  | 0   | 0  | 2   |
| Tennessee*       | 10  | 0-1  | .000  | 0-1   | .000 | 0-0  | .000  | 0-0-0 | 0  | 0 | 0  | 0   | 0  | 0   |
| at Texas A&M*    | 15  | 1-2  | .500  | 0-0   | .000 | 0-0  | .000  | 1-1-2 | 1  | 1 | 0  | 0   | 0  | 2   |
| vs. S. Carolina  | 13  | 0-0  | .000  | 0-0   | .000 | 2-2  | 1.000 | 1-1-2 | 2  | 0 | 0  | 1   | 0  | 2   |

### 2012-13 Granger Game-by-Game

| Opponent           | Min | FG-A | Pct.  | 3PT-A | Pct. | FT-A | Pct.  | O-D-T | PF | A | TO | BLK | ST | PTS |
|--------------------|-----|------|-------|-------|------|------|-------|-------|----|---|----|-----|----|-----|
| IPEW               | 4   | 0-0  | .000  | 0-0   | .000 | 0-0  | .000  | 0-0-0 | 1  | 0 | 1  | 0   | 0  | 0   |
| vs. Murray St.     | 9   | 0-1  | .000  | 0-0   | .000 | 0-0  | .000  | 1-1-2 | 1  | 0 | 0  | 0   | 0  | 0   |
| DePaul             | 5   | 0-0  | .000  | 0-0   | .000 | 0-0  | .000  | 0-0-0 | 1  | 1 | 0  | 0   | 0  | 0   |
| Grambling St.      | 9   | 2-4  | .500  | 0-0   | .000 | 2-2  | 1.000 | 1-1-2 | 0  | 0 | 0  | 0   | 0  | 6   |
| Furman             | 3   | 0-0  | .000  | 0-0   | .000 | 0-0  | .000  | 0-0-0 | 0  | 0 | 0  | 0   | 0  | 0   |
| Tennessee Tech     | 10  | 2-3  | .667  | 0-0   | .000 | 0-0  | .000  | 1-2-3 | 2  | 0 | 2  | 1   | 1  | 4   |
| Winthrop           | 1   | 0-0  | .000  | 0-0   | .000 | 0-0  | .000  | 0-0-0 | 1  | 0 | 0  | 0   | 0  | 0   |
| Florida State      | 2   | 0-0  | .000  | 0-0   | .000 | 0-0  | .000  | 0-0-0 | 0  | 0 | 0  | 0   | 0  | 0   |
| at South Carolina* | 6   | 0-0  | .000  | 0-0   | .000 | 0-0  | .000  | 0-0-0 | 0  | 0 | 0  | 0   | 0  | 0   |
| at Arkansas*       | 0   | 0-0  | .000  | 0-0   | .000 | 0-0  | .000  | 0-0-0 | 0  | 0 | 0  | 0   | 0  | 0   |
| at Vanderbilt*     | 2   | 0-1  | .000  | 0-0   | .000 | 0-0  | .000  | 0-0-0 | 1  | 0 | 1  | 0   | 0  | 0   |
| at Georgia*        | 6   | 0-1  | .000  | 0-0   | .000 | 1-2  | .500  | 2-0-2 | 2  | 0 | 0  | 0   | 0  | 1   |
| at Missouri*       | 14  | 0-2  | .000  | 0-1   | .000 | 4-4  | 1.000 | 0-4-4 | 2  | 0 | 1  | 0   | 0  | 4   |
| Alabama*           | *7  | 0-2  | .000  | 0-0   | .000 | 0-0  | .000  | 1-1-2 | 0  | 0 | 0  | 0   | 0  | 0   |
| at Kentucky*       | *4  | 0-0  | .000  | 0-0   | .000 | 0-0  | .000  | 0-0-0 | 1  | 0 | 0  | 0   | 0  | 0   |
| Arkansas*          | *11 | 1-1  | 1.000 | 0-0   | .000 | 3-4  | .750  | 0-1-1 | 2  | 0 | 0  | 0   | 1  | 5   |
| Florida*           | 15  | 1-3  | .333  | 0-0   | .000 | 0-0  | .000  | 1-1-2 | 1  | 0 | 1  | 0   | 1  | 2   |
| Texas A&M*         | 6   | 0-0  | .000  | 0-0   | .000 | 0-0  | .000  | 0-2-2 | 0  | 0 | 0  | 0   | 0  | 0   |
| at Ole Miss*       | 4   | 1-1  | 1.000 | 0-0   | .000 | 0-0  | .000  | 0-0-0 | 0  | 0 | 0  | 0   | 0  | 2   |
| at Alabama*        | 4   | 0-0  | .000  | 0-0   | .000 | 0-0  | .000  | 1-0-1 | 0  | 0 | 1  | 0   | 0  | 0   |

### GRANGER'S CAREER STATS

| Year    | GP-GS | Min-Avg  | FG-FGA | Pct  | 3FG-A | Pct  | FT-FTA | Pct  | Off-Def-Tot-Avg | PF | FO | Ast | TO | Blk | Stl | Pts | Avg |
|---------|-------|----------|--------|------|-------|------|--------|------|-----------------|----|----|-----|----|-----|-----|-----|-----|
| 2012-13 | 20-3  | 122-6.1  | 7-19   | .368 | 0-1   | .000 | 10-12  | .833 | 8-13-21-1.1     | 15 | 0  | 1   | 7  | 1   | 3   | 24  | 1.2 |
| 2013-14 | 24-1  | 240-10.0 | 12-28  | .429 | 0-1   | .000 | 6-9    | .667 | 16-27-43-1.8    | 34 | 0  | 4   | 13 | 4   | 2   | 30  | 1.3 |
| TOTAL   | 44-4  | 362-8.2  | 19-47  | .404 | 0-2   | .000 | 16-21  | .762 | 24-40-64-1.5    | 49 | 0  | 5   | 20 | 5   | 5   | 54  | 1.2 |



**KT  
Harrell**

**#1**

6-4 • 212

Senior  
Guard

Montgomery, Ala.  
University of Virginia  
Brewbaker Tech  
Magnet HS

**2013-14 (REDSHIRT JUNIOR):** Starting guard in 30 games ... Averaged 18.3 ppg on .433 shooting in 32.6 mpg ... MPG was 9th in the SEC ... Scored in double-digits in the first 21 games of the season and in 42 out of 72 career games ... 6th in the SEC in scoring ... Leading scorer in 11 games ... First AU player to score in double figures in each of the first 21 games of a season since Marquis Daniels did it in 2002-03 ... Also averaged 4.0 rpg, 4th on the team ... 17.9 ppg in SEC play was 7th in the league ... Went 66-183 (.361) from 3-point range, accounting for 38 percent of the team's made 3-pointers and 33 percent of the team's 3-point attempts ... 3-point percentage was 8th in the SEC ... 2.2 made 3-pointers per game was 8th in the SEC ... .870 free throw percentage was 2nd in the SEC ... Did not miss more than 1 free throw in each of the final 15 games (Jan. 22-Mar. 12) and went 66-for-73 (.904) during that time ... 18.3 ppg was 80th nationally and .870 free throw percentage was 33rd ... He or Chris Denson was Auburn's leading scorer in 28 out of 30 games ... 13 points and a team-high 5 rebounds vs. South Carolina in the SEC Tournament ... 20 points on 6-12 shooting at Texas A&M, and went 5-5 at the line ... 15 points, 4 assists vs. Tennessee ... Team-high 21 points and 4 assists at Alabama ... 11 points, including 6-6 at the line, vs. South Carolina ... 14 points, 6 rebounds at Florida ... 26 points against Mississippi State, including 13-14 from the free throw line, and 3 steals ... 25 points and a career-high 6 assists as he and Denson scored 50 of the teams 79 points at South Carolina ... 23 points and a game-high 11 rebounds against Alabama, his second double-double of the season ... 17 points and a team-high 7 rebounds at Arkansas ... Game-high 24 points, including 20 second-half points, at Mississippi State to go along with

a career-best 3 steals ... 18 points in the home loss to Florida, scoring 10 in the first half and 8 in the second ... 15 points in the loss at Tennessee after picking up 2 fouls in the first 2 minutes of the game ... Game-high 27 points against Missouri ... 22 points to lead the team in the win over Florida A&M ... Was 7-12 from the field and 6-6 from the line ... Team-high 19 points against Arkansas-Pine Bluff, his 10th straight double-figure scoring game ... Career-high 29 points against Boston College, shooting 10-17 from the field, which included 6-10 from 3-point range ... 6 made 3's tied for an Auburn individual high under Tony Barbee ... Named SEC Player of the Week following his performance against BC, Auburn's first SEC POW since 2011 ... 14 points on 5-9 shooting against Clemson ... Career-high 23 points against Illinois, which included a perfect 8-8 from the free throw line ... 19 points and 7 rebounds at Iowa State, tying his career high with 3 made 3-pointers and 16 FGA ... Finished with 14 points, which included a perfect 5-5 from the free throw line, against Tennessee State ... Registered his first career double-double with 17 points and 10 rebounds against Murray State ... 10 rebounds were a career-high ... Scored 14 points against Jacksonville State, including a perfect 5-5 at the free throw line ... Scored 21 points against Northwestern State, his second straight 20-point game ... Scored a career- and game-high 21 points in the season-opener against Nicholls ... Scored Auburn's first 5 points of the year, hitting a 3-pointer 15 seconds into the game on AU's first shot and then a layup 45 seconds into the game.

**2012-13 (JUNIOR):** Redshirted after transferring from the University of Virginia.

**2011-12 (SOPHOMORE):** Averaged 4.7 points, 1.0 rebound and 0.9 assists in 18.9 minutes while playing in 11 games at Virginia, starting five of them, under coach Tony Bennett ... Announced he was transferring from Virginia on Dec. 23, 2011 ... Shot 31.5 percent from the field and 70 percent from the foul line ... Scored a season-high 14 points vs. Green Bay ... 9 points vs. TCU in the Paradise Jam ... had 8 points and a career-high 4 assists vs. Winthrop ... 13 points, a season-high 4 rebounds, tied a career-high with 3 made 3-point field goals and a career-high 2 steals vs. South Carolina State in the season opener.

**2013-14 Harrell Season & Career Highs**

|                                |  |                              |  |
|--------------------------------|--|------------------------------|--|
| <b>Points</b>                  | Season 29, vs. Boston College (12/22/13)   | <b>Free Throws</b>           | Season 13, vs. Mississippi State (2/15/14)   |
|                                | Career 29, vs. Boston College (12/22/13)   |                              | Career 13, vs. Mississippi State (2/15/14)   |
| <b>Rebounds</b>                | Season 11, vs. Alabama (1/30/14)           | <b>Free Throws Attempted</b> | Season 14, vs. Mississippi State (2/15/14)   |
|                                | Career 11, vs. Alabama (1/30/14)           |                              | Career 14, vs. Mississippi State (2/15/14)   |
| <b>Field Goals</b>             | Season 10, vs. Boston College (12/22/13)   | <b>Assists</b>               | Season 6, at South Carolina (2/5/14)         |
|                                | Career 10, vs. Boston College (12/22/13)   |                              | Career 6, at South Carolina (2/5/14)         |
| <b>Field Goal Attempts</b>     | Season 20, vs. Northwestern St. (11/15/13) | <b>Steals</b>                | Season 3, 2x, vs. Mississippi St. (2/15/14)  |
|                                | Career 20, vs. Northwestern St. (11/15/13) |                              | Career 3, 2x, vs. Mississippi St. (2/15/14)  |
| <b>Three-Point Field Goals</b> | Season 6, vs. Boston College (12/22/13)    | <b>Blocked Shots</b>         | Season 1, 5x, vs. S. Carolina (3/12/14)      |
|                                | Career 6, vs. Boston College (12/22/13)    |                              | Career 1, 6x, vs. S. Carolina (3/12/14)      |
| <b>Three-Point Attempts</b>    | Season 10, 2x, vs. Vanderbilt (2/22/14)    | <b>Minutes Played</b>        | Season 39, 2x, vs. Mississippi St. (2/15/14) |
|                                | Career 10, 2x, vs. Vanderbilt (2/22/14)    |                              | Career 39, 2x, vs. Mississippi St. (2/15/14) |

**2013-14 Harrell Game-by-Game**

| Opponent         | Min | FG-A  | Pct. | 3PT-A | Pct.  | FT-A  | Pct.  | O-D-T  | PF | A | TO | BLK | ST | PTS |
|------------------|-----|-------|------|-------|-------|-------|-------|--------|----|---|----|-----|----|-----|
| Nicholls         | *31 | 7-13  | .538 | 2-4   | .500  | 5-7   | .714  | 2-3-5  | 1  | 1 | 4  | 1   | 0  | 21  |
| Northwestern St. | *33 | 7-20  | .350 | 2-11  | .182  | 5-7   | .714  | 1-3-4  | 3  | 4 | 2  | 1   | 1  | 21  |
| Jacksonville St. | *23 | 4-7   | .571 | 1-1   | 1.000 | 5-5   | 1.000 | 1-2-3  | 4  | 0 | 0  | 0   | 0  | 14  |
| Murray St.       | *35 | 5-15  | .333 | 1-6   | .167  | 6-7   | .857  | 2-8-10 | 2  | 2 | 5  | 0   | 2  | 17  |
| Tennessee St.    | *24 | 4-6   | .667 | 1-2   | .500  | 5-5   | 1.000 | 0-1-1  | 3  | 0 | 2  | 1   | 0  | 14  |
| at Iowa St.      | *32 | 6-16  | .375 | 3-7   | .429  | 4-4   | 1.000 | 0-2-7  | 1  | 0 | 3  | 1   | 1  | 19  |
| vs. Illinois     | *36 | 6-11  | .545 | 3-6   | .500  | 8-8   | 1.000 | 0-0-0  | 1  | 2 | 4  | 0   | 1  | 23  |
| Clemson          | *27 | 5-9   | .556 | 1-3   | .333  | 3-4   | .750  | 0-1-1  | 3  | 2 | 2  | 0   | 0  | 14  |
| Boston College   | *35 | 10-17 | .588 | 6-10  | .600  | 3-3   | 1.000 | 0-2-2  | 4  | 3 | 0  | 0   | 0  | 29  |
| Ark-Pine Bluff   | *25 | 7-9   | .778 | 4-6   | .667  | 1-2   | .500  | 1-3-4  | 1  | 3 | 5  | 0   | 2  | 19  |
| Florida A&M      | *26 | 7-12  | .583 | 2-5   | .400  | 6-6   | 1.000 | 1-2-3  | 2  | 4 | 3  | 0   | 1  | 22  |
| at Ole Miss*     | *27 | 2-9   | .222 | 2-6   | .333  | 5-5   | 1.000 | 1-1-2  | 3  | 3 | 5  | 0   | 1  | 11  |
| Missouri*        | *39 | 9-17  | .529 | 3-9   | .333  | 6-9   | .667  | 1-4-5  | 2  | 1 | 2  | 0   | 1  | 27  |
| at Tennessee*    | *30 | 5-15  | .333 | 3-7   | .429  | 2-2   | 1.000 | 0-3-3  | 3  | 2 | 4  | 0   | 0  | 15  |
| Florida*         | *38 | 5-13  | .385 | 4-7   | .571  | 4-7   | .571  | 0-0-0  | 2  | 3 | 4  | 1   | 2  | 18  |
| at Miss. St.*    | *38 | 9-17  | .529 | 4-8   | .500  | 2-2   | 1.000 | 1-3-4  | 4  | 2 | 4  | 0   | 3  | 24  |
| at Arkansas*     | *34 | 5-13  | .385 | 2-7   | .286  | 5-6   | .833  | 0-7-7  | 3  | 1 | 3  | 0   | 2  | 17  |
| Alabama*         | *36 | 9-18  | .500 | 1-4   | .250  | 4-4   | 1.000 | 10-11  | 3  | 2 | 3  | 0   | 0  | 23  |
| Georgia*         | *28 | 5-14  | .357 | 3-7   | .429  | 3-4   | .750  | 2-2-4  | 4  | 2 | 1  | 0   | 0  | 16  |
| at S. Carolina*  | *33 | 9-18  | .500 | 1-6   | .167  | 6-6   | 1.000 | 2-4-6  | 4  | 6 | 2  | 0   | 0  | 25  |
| at LSU*          | *34 | 7-15  | .467 | 1-6   | .167  | 4-5   | .800  | 0-3-3  | 5  | 0 | 3  | 0   | 0  | 19  |
| Kentucky*        | *31 | 2-15  | .133 | 0-7   | .000  | 3-4   | .750  | 1-1-2  | 2  | 0 | 1  | 0   | 0  | 7   |
| Miss. St.*       | *39 | 6-11  | .545 | 1-4   | .250  | 13-14 | .929  | 0-3-3  | 1  | 2 | 4  | 0   | 3  | 26  |
| at Florida*      | *38 | 4-11  | .364 | 2-5   | .400  | 4-5   | .800  | 1-5-6  | 3  | 4 | 3  | 0   | 1  | 14  |
| Vanderbilt*      | *34 | 4-15  | .267 | 3-10  | .300  | 2-2   | 1.000 | 0-4-4  | 1  | 1 | 4  | 0   | 1  | 13  |
| S. Carolina*     | *26 | 2-8   | .250 | 1-4   | .250  | 6-6   | 1.000 | 0-3-3  | 3  | 1 | 2  | 0   | 0  | 11  |
| at Alabama*      | *34 | 7-19  | .368 | 2-8   | .250  | 5-5   | 1.000 | 2-2-4  | 4  | 4 | 4  | 0   | 2  | 21  |
| Tennessee*       | *37 | 6-14  | .429 | 1-3   | .333  | 2-3   | .667  | 0-4-4  | 2  | 4 | 2  | 0   | 0  | 15  |
| at Texas A&M*    | *36 | 6-12  | .500 | 3-7   | .429  | 5-5   | 1.000 | 0-3-3  | 1  | 3 | 2  | 0   | 0  | 20  |
| vs. S. Carolina  | *38 | 4-13  | .308 | 3-8   | .375  | 2-2   | 1.000 | 0-5-5  | 2  | 2 | 3  | 1   | 0  | 13  |

**2011-12 Harrell Game-by-Game (at Virginia)**

| Opponent     | Min | FG-A | Pct. | 3PT-A | Pct. | FT-A | Pct.  | O-D-T | PF | A | TO | BLK | ST | PTS |
|--------------|-----|------|------|-------|------|------|-------|-------|----|---|----|-----|----|-----|
| SC State     | *31 | 5-11 | .455 | 3-6   | .500 | 0-0  | .000  | 0-4-4 | 0  | 3 | 3  | 0   | 2  | 13  |
| Winthrop     | *30 | 3-9  | .333 | 0-3   | .000 | 2-2  | 1.000 | 0-2-2 | 1  | 4 | 0  | 0   | 0  | 8   |
| vs. TCU      | *32 | 2-8  | .250 | 0-2   | .000 | 5-6  | .833  | 0-2-2 | 2  | 1 | 3  | 1   | 0  | 9   |
| vs. Drexel   | *33 | 0-4  | .000 | 0-2   | .000 | 2-2  | 1.000 | 0-0-0 | 3  | 1 | 0  | 0   | 0  | 2   |
| vs. Drake    | *13 | 0-0  | .000 | 0-0   | .000 | 0-0  | .000  | 0-0-0 | 0  | 0 | 3  | 1   | 1  | 0   |
| Green Bay    | 19  | 5-8  | .625 | 1-2   | .500 | 3-4  | .750  | 0-0-0 | 1  | 1 | 1  | 1   | 1  | 14  |
| Michigan     | 10  | 0-4  | .000 | 0-3   | .000 | 0-0  | .000  | 0-0-0 | 2  | 1 | 1  | 0   | 1  | 0   |
| Longwood     | 16  | 2-5  | .400 | 0-1   | .000 | 1-4  | .250  | 0-1-1 | 1  | 0 | 1  | 0   | 1  | 5   |
| George Mason | 13  | 0-1  | .000 | 0-1   | .000 | 1-2  | .500  | 0-1-1 | 0  | 0 | 1  | 1   | 1  | 1   |
| at Oregon    | 4   | 0-1  | .000 | 0-0   | .000 | 0-0  | .000  | 0-0-0 | 0  | 0 | 0  | 0   | 0  | 0   |
| at Seattle   | 7   | 0-3  | .000 | 0-1   | .000 | 0-0  | .000  | 0-1-1 | 0  | 0 | 0  | 0   | 0  | 0   |

**HARRELL'S CAREER STATS**

| Year    | GP-GS | Min-Avg   | FG-FGA  | Pct  | 3FG-A  | Pct  | FT-FTA  | Pct  | Off-Def-Tot-Avg | PF  | FO | Ast | TO  | Blk | Stl | Pts | Avg  |
|---------|-------|-----------|---------|------|--------|------|---------|------|-----------------|-----|----|-----|-----|-----|-----|-----|------|
| 2010-11 | 31-15 | 689-22.2  | 91-215  | .423 | 24-57  | .421 | 43-67   | .642 | 64-2.1          | 48  | 0  | 26  | 27  | 3   | 8   | 249 | 8.0  |
| 2011-12 | 11-5  | 208-18.9  | 17-54   | .315 | 4-21   | .190 | 14-20   | .700 | 0-11-11-1.0     | 10  | 0  | 10  | 13  | 4   | 6   | 52  | 4.7  |
| 2013-14 | 30-30 | 977-32.6  | 174-402 | .433 | 66-184 | .359 | 134-154 | .870 | 20-99-119-4.0   | 77  | 1  | 64  | 86  | 6   | 24  | 548 | 18.3 |
| TOTAL   | 72-50 | 1874-26.0 | 282-671 | .420 | 94-262 | .359 | 191-241 | .793 | 194-2.7         | 135 | 1  | 100 | 126 | 13  | 38  | 849 | 11.8 |





**2010-11 (FRESHMAN):** Averaged 8.0 points, 2.1 rebounds in 22.2 minutes per game ... Shot 42.3 percent from the floor, 42.1 percent from 3-point range and 64.2 percent from the foul line ... Played in all 31 games, started 15 ... Led the team in scoring in five games ... Scored in double figures in 11 games ... Earned ACC Rookie of the Week honors after scoring a career-high 20 points (8-12 fgs) and 4 rebounds in a career-high 35 minutes vs. Oregon ... Scored an ACC career-high 17 points and 3 assists vs. Georgia Tech ... Had 14 points and a career-high 8 rebounds vs. #13 Washington at the Maui Invitational ... 13 points and 5 boards vs. William & Mary in his collegiate debut ... 9 points vs. Miami in the ACC Tournament ... 7 points vs. #5 Duke ... 13 points at Boston College and vs. North Carolina ... 15 points vs. LSU and 16 points vs. Seattle.

**HIGH SCHOOL AND PERSONAL DATA:** Ranked as a Top 100 recruit by Scout.com, Rivals.com and ESPNU in 2010 ... Won the 2010 Gatorade Alabama Boys Basketball Player of the Year award after averaging 27.8 points, 10.8 rebounds and 6.3 assists per game for Brewbaker Tech Magnet High School under coach Chauncey Shines as a senior in 2009-10 ... Shot 64.9 percent from the floor, 48.9 percent from 3-point range and 77.3 percent from the foul line in leading Brewbaker Tech to a 23-6 record and the Class 4A State Tournament title game, where he totaled 17 points, 9 rebounds and 3 blocks in the 58-50 loss to Ramsay ... Class 4A Player of the Year in Alabama in 2009-10 by the Alabama Sports Writers Association ... Earned first-team All-State honors and was selected to the ASWA's Super Five Team ... Finalist for Mr. Basketball in Alabama ... Alabama-Mississippi All-Star Classic selection ... Did not play his junior year in high school after transferring to Brewbaker Tech ... Earned All-Metro honors at Jefferson Davis High School for coach Terry Posey as a sophomore in 2007-08 ... Received the Student-Athlete of the Year Award as a senior at Brewbaker Tech ... Volunteered as a youth basketball instructor and mentor to elementary and middle school student-athletes ... Full name is Keylon Tobias Harrell ... Born July 5, 1992, in Wiesbaden, Germany ... Majoring in psychology ... Son of Rodney and Michele Harrell.

## 2010-11 Harrell Game-by-Game (at Virginia)

| Opponent          | Min | FG-A | Pct. | 3PT-A | Pct.  | FT-A | Pct.  | O-D-T | PF | A | TO | BLK | ST | PTS |
|-------------------|-----|------|------|-------|-------|------|-------|-------|----|---|----|-----|----|-----|
| William & Mary    | *28 | 5-13 | .385 | 2-4   | .500  | 1-1  | 1.000 | 3-2-5 | 3  | 1 | 2  | 0   | 0  | 13  |
| USC Upstate       | *19 | 2-3  | .667 | 1-2   | .500  | 0-2  | .000  | 0-2-2 | 3  | 3 | 2  | 0   | 1  | 5   |
| at Stanford       | 12  | 1-5  | .200 | 1-4   | .250  | 0-0  | .000  | 0-0-0 | 2  | 0 | 1  | 0   | 0  | 3   |
| vs. Washington    | 26  | 3-6  | .500 | 0-1   | .000  | 8-13 | .615  | 4-4-8 | 0  | 2 | 3  | 0   | 0  | 14  |
| vs. Oklahoma      | *23 | 0-5  | .000 | 0-2   | .000  | 0-0  | .000  | 0-0-0 | 1  | 0 | 1  | 0   | 0  | 0   |
| vs. Wichita St.   | *25 | 4-5  | .800 | 2-2   | 1.000 | 0-1  | .000  | 1-0-1 | 3  | 0 | 0  | 0   | 0  | 10  |
| at Minnesota      | *16 | 1-5  | .200 | 0-0   | .000  | 5-6  | .833  | 1-1-2 | 2  | 2 | 0  | 0   | 0  | 7   |
| at Virginia Tech  | 16  | 3-8  | .375 | 1-3   | .333  | 0-0  | .000  | 0-0-0 | 0  | 0 | 0  | 0   | 0  | 7   |
| Radford           | 16  | 5-6  | .833 | 3-3   | 1.000 | 0-0  | .000  | 0-2-2 | 4  | 1 | 1  | 0   | 0  | 13  |
| Oregon            | *35 | 8-12 | .667 | 0-1   | .000  | 4-6  | .667  | 1-3-4 | 1  | 1 | 1  | 0   | 0  | 20  |
| Norfolk St.       | *32 | 3-10 | .300 | 0-3   | .000  | 3-6  | .500  | 2-1-3 | 1  | 0 | 0  | 0   | 0  | 9   |
| Seattle           | 34  | 6-11 | .545 | 1-2   | .500  | 3-3  | 1.000 | 1-3-4 | 3  | 0 | 0  | 0   | 1  | 16  |
| Iowa State        | 20  | 4-9  | .444 | 1-2   | .500  | 0-0  | .000  | 1-2-3 | 2  | 0 | 0  | 0   | 0  | 9   |
| LSU               | *26 | 4-9  | .444 | 1-3   | .333  | 6-7  | .857  | 1-2-3 | 3  | 0 | 1  | 0   | 0  | 15  |
| Howard            | *28 | 6-9  | .667 | 1-3   | .333  | 1-2  | .500  | 1-0-1 | 1  | 1 | 2  | 0   | 0  | 14  |
| North Carolina    | *34 | 6-14 | .429 | 1-3   | .333  | 0-0  | .000  | 1-4-5 | 2  | 1 | 1  | 1   | 1  | 13  |
| at Duke           | *26 | 1-6  | .167 | 0-0   | .000  | 0-3  | .000  | 0-2-2 | 2  | 2 | 2  | 0   | 0  | 2   |
| at Boston College | *29 | 5-8  | .625 | 3-4   | .750  | 0-0  | .000  | 0-1-1 | 2  | 1 | 1  | 0   | 1  | 13  |
| Georgia Tech      | *32 | 5-8  | .625 | 3-4   | .750  | 4-6  | .667  | 1-2-3 | 0  | 3 | 1  | 0   | 0  | 17  |
| Maryland          | *25 | 2-11 | .182 | 0-2   | .000  | 1-2  | .500  | 0-0-0 | 1  | 0 | 0  | 0   | 1  | 5   |
| at Wake Forest    | *25 | 3-7  | .429 | 2-2   | 1.000 | 0-0  | .000  | 0-1-1 | 2  | 0 | 2  | 0   | 0  | 8   |
| Clemson           | 13  | 2-4  | .500 | 0-1   | .000  | 0-0  | .000  | 0-0-0 | 1  | 0 | 1  | 0   | 0  | 4   |
| at Miami          | 21  | 0-5  | .000 | 0-1   | .000  | 1-2  | .500  | 0-1-1 | 0  | 2 | 0  | 1   | 1  | 1   |
| at Florida St.    | 21  | 1-6  | .167 | 1-1   | 1.000 | 2-2  | 1.000 | 1-2-3 | 0  | 2 | 0  | 0   | 1  | 5   |
| Duke              | 26  | 3-8  | .375 | 0-2   | .000  | 1-2  | .500  | 0-2-2 | 2  | 0 | 1  | 0   | 0  | 7   |
| Virginia Tech     | 18  | 1-4  | .250 | 0-1   | .000  | 0-0  | .000  | 0-3-3 | 1  | 0 | 0  | 0   | 0  | 2   |
| at Georgia Tech   | 6   | 0-1  | .000 | 0-0   | .000  | 0-0  | .000  | 0-0-0 | 3  | 1 | 0  | 0   | 0  | 0   |
| Boston College    | 22  | 2-5  | .400 | 0-0   | .000  | 2-2  | 1.000 | 1-1-2 | 0  | 1 | 1  | 0   | 0  | 6   |
| NC State          | 4   | 0-0  | .000 | 0-0   | .000  | 0-0  | .000  | 0-0-0 | 0  | 0 | 2  | 0   | 0  | 0   |
| at Maryland       | 10  | 1-4  | .250 | 0-1   | .000  | 0-0  | .000  | 0-2-2 | 2  | 1 | 0  | 0   | 1  | 2   |
| vs. Miami         | 21  | 4-8  | .500 | 0-0   | .000  | 1-1  | 1.000 | 0-1-1 | 1  | 1 | 1  | 1   | 0  | 9   |



# Antoine Mason

#14

6-1 • 216  
Graduate Student  
Guard  
Queens, N.Y.  
Niagara University  
New Rochelle HS

Leading returning scoring the country ... Graduated in four years from Niagara University ... Transferred to Auburn during the summer and is eligible immediately ... Working towards a master's degree in adult education.

**NIAGARA UNIVERSITY**

**2013-14 (JUNIOR):** Averaged 25.6 ppg, second in the nation ... 846 total points were third nationally and third-most in a single season at Niagara ... NABC All-District Second Team ... Led the nation in free throws made (260) and free throws attempted (357) ... 260 free throws made was 26th-most all-time in NCAA history ... Was third nationally with 612 total field goal attempts ... Fourth nationally in total field goals made (269) ... Had 12 30-point games, including a career-high 39 points in a win over Brown, which were the most points in regulation by a MAAC player last season ... Had 23 20-point games and scored in double figures in 37 straight games dating back to 2012-13 season ... Finished his Niagara career third on the school's all-time scoring list with 1,934 points, 14th-best in MAAC history ... All-MAAC Second Team ... Also averaged 3.6 rebounds per game while averaging 37.6 minutes in 33 games ... 10th in the nation in minutes per game.

**2012-13 (SOPHOMORE):** Named to the NABC Division I All-District 1 Team ... Named to 2012-13 All-MAAC First Team ... One of two sophomores on first team (Juan'ya Green) to become the first pair

in league history to do so ... Named to the MAAC All-Tournament Team ... Started in 23 games to start season ... Missed four straight games (Feb. 7-17) due to injury ... Returned to the court on Feb. 23 ... Became the third sophomore in program history to enter the 1,000-Point Club on Feb. 23 ... Second in the MAAC in scoring averaging 18.7 points per game ... Eighth in the conference in free throw percentage (79.4) ... Fourth in the MAAC in minutes played (36.3) ... Scored a game-high 25 points and tied a career-high with 10 field goals in the home opener versus St. Francis (11/13) ... Played in a then-career-high 40 minutes at Central Michigan (12/2) and Buffalo (12/8) ... Tied a then-season-highs in points, steals and assists versus Vermont (12/16) ... Tied a career-best with 26 points at Saint Peter's (1/11) ... Set a then career-best mark in free throws going 12-for-12 at Fairfield (1/13) ... Tied a career-high with four steals at Fairfield (1/13) ... Set a new career-best in free throws with 13 at Manhattan ... Scored in double figures in 28 out of 29 games, including 24 straight ... Set career-highs in points (30), field goals (13) and minutes (44) in overtime win vs. Iona (1/31) ... Played in career-high 47 minutes vs. Loyola (2/2) ... Led team in scoring 18 times ... Led team in steals six times ... Led team in rebounding three times ... Led team in assists twice.

**2011-12 (REDSHIRT FRESHMAN):** Named to MAAC All-Rookie Team ... Started in every game ... Named MAAC Rookie of the Week on Jan. 16 and Jan. 23 ... Recorded a career-high 26 points and nine field goals versus South Dakota State (11/21) ... Tied a season-high with seven free-throws versus South Dakota State (11/21) and Mercer (11/22) ... Set a career-best four steals at Saint Francis (Pa.) (11/26) ... Had a career-high seven assists versus Fairfield (12/2) ... Set career-best with 10 field goals and four 3-pointers against Marist (1/15) ... Recorded his first career double-double with 15 points and a career-best 12 rebounds, which tied for most by a Purple Eagle this season, at Rider (2/5) ... Scored the go-ahead layup with 14 seconds left versus Siena (2/9) ... Made a career-best nine free throws, including all five points in overtime, against Canisius (2/15) ... Scored in double figures in 28 games ... Seventh in the MAAC in scoring.

**2013-14 Mason Season & Career Highs**

|                                     |                                       |                                    |   |
|-------------------------------------|---------------------------------------|------------------------------------|---|
| <b>Points</b>                       | Season 39, vs. Brown (12/29/13)       | <b>Free Throws</b>                 | Season 15, at Seton Hall (11/9/13)      |
| Career 39, vs. Brown (12/29/13)     |                                       | Career 15, at Seton Hall (11/9/13) |   |
| <b>Rebounds</b>                     | Season 9, vs. Canisius (2/14/14)      | <b>Free Throws Attempted</b>       | Season 20, at Seton Hall (11/9/13)      |
| Career 12, vs. Rider (2/5/12)       |                                       | Career 20, at Seton Hall (11/9/13) |   |
| <b>Field Goals</b>                  | Season 13, 2x, vs. Marist (3/6/14)    | <b>Assists</b>                     | Season 4, 2x, vs. Marist (3/6/14)       |
| Career 13, 3x, vs. Marist (3/6/14)  |                                       | Career 7, vs. Fairfield (12/2/11)  |   |
| <b>Field Goal Attempts</b>          | Season 25, 2x, vs. Brown (12/29/13)   | <b>Steals</b>                      | Season 6, vs. Brown (12/29/13)          |
| Career 28, vs. Iona(1/31/13)        |                                       | Career 6, vs. Brown (12/29/13)     |   |
| <b>Three-Point Field Goals</b>      | Season 4, at Canisius (1/22/14)       | <b>Blocked Shots</b>               | Season 1, multiple times                |
| Career 4, 2x, at Canisius (1/22/14) |                                       | Career 1, multiple times           |   |
| <b>Three-Point Attempts</b>         | Season 10, vs. USC Upstate (11/21/13) | <b>Minutes Played</b>              | Season 40, 13x, vs. Quinnipiac (3/8/14) |
| Career 11, vs. Iona (1/31/13)       |                                       | Career 47, vs. Loyola (2/2/13)     |   |

**2013-14 Mason Game-by-Game (at Niagara)**

| Opponent            | Min | FG-A  | Pct. | 3PT-A | Pct.  | FT-A  | Pct.  | O-D-T | PF | A | TO | BLK | ST | PTS |
|---------------------|-----|-------|------|-------|-------|-------|-------|-------|----|---|----|-----|----|-----|
| at Seton Hall       | 39  | 9-22  | .409 | 1-8   | .125  | 15-20 | .750  | 1-5-6 | 3  | 0 | 5  | 0   | 0  | 34  |
| BUFFALO             | 40  | 8-14  | .571 | 2-2   | 1.000 | 7-11  | .636  | 1-1-2 | 2  | 1 | 3  | 0   | 0  | 25  |
| vs. USC Upstate     | 37  | 10-24 | .417 | 3-10  | .300  | 8-10  | .800  | 2-4-6 | 4  | 0 | 4  | 0   | 2  | 31  |
| vs. W. Carolina     | 39  | 12-22 | .545 | 3-9   | .333  | 8-10  | .800  | 1-2-3 | 3  | 3 | 2  | 0   | 1  | 35  |
| at Kent State       | 36  | 12-20 | .600 | 0-2   | .000  | 8-10  | .800  | 1-1-2 | 4  | 3 | 2  | 0   | 0  | 32  |
| at Penn             | 36  | 9-25  | .360 | 1-7   | .143  | 12-16 | .750  | 2-5-7 | 4  | 0 | 5  | 0   | 2  | 31  |
| at Northwestern St. | 40  | 9-24  | .375 | 1-5   | .200  | 14-17 | .824  | 0-2-2 | 2  | 0 | 1  | 0   | 0  | 33  |
| at Arkansas St.     | 38  | 6-17  | .353 | 1-3   | .333  | 7-9   | .778  | 3-2-5 | 3  | 1 | 6  | 0   | 0  | 20  |
| SIENA               | 33  | 5-10  | .500 | 0-3   | .000  | 8-10  | .800  | 1-0-1 | 2  | 2 | 4  | 1   | 1  | 18  |
| SAINT PETERS        | 40  | 13-24 | .542 | 3-8   | .375  | 6-9   | .667  | 2-1-3 | 0  | 1 | 1  | 0   | 5  | 35  |
| DAVIDSON            | 33  | 4-10  | .400 | 1-3   | .333  | 12-15 | .800  | 0-6-6 | 4  | 0 | 2  | 0   | 1  | 21  |
| ST. BONAVENTURE     | 40  | 6-16  | .375 | 1-4   | .250  | 11-16 | .688  | 0-5-5 | 2  | 2 | 3  | 0   | 0  | 24  |
| BROWN               | 36  | 11-25 | .440 | 3-5   | .600  | 14-17 | .824  | 0-2-2 | 1  | 0 | 0  | 1   | 6  | 39  |
| at Rider            | 40  | 11-21 | .524 | 3-6   | .500  | 6-11  | .545  | 1-3-4 | 4  | 0 | 2  | 0   | 2  | 31  |
| at Iona             | 31  | 9-18  | .500 | 0-2   | .000  | 4-5   | .800  | 3-0-3 | 2  | 4 | 3  | 0   | 1  | 22  |
| MONMOUTH            | 31  | 4-12  | .333 | 2-7   | .286  | 14-15 | .933  | 0-2-2 | 3  | 2 | 4  | 0   | 2  | 24  |
| RIDER               | 40  | 10-24 | .417 | 3-8   | .375  | 3-5   | .600  | 1-2-3 | 4  | 1 | 0  | 1   | 0  | 26  |
| at Fairfield        | 34  | 3-9   | .333 | 0-0   | .000  | 9-10  | .900  | 1-1-2 | 2  | 2 | 2  | 0   | 1  | 15  |
| at Quinnipiac       | 38  | 9-19  | .474 | 0-3   | .000  | 10-16 | .625  | 0-1-1 | 3  | 2 | 1  | 0   | 0  | 28  |
| at Canisius         | 40  | 11-19 | .579 | 4-7   | .571  | 3-7   | .429  | 0-1-1 | 2  | 1 | 2  | 0   | 0  | 29  |
| MARIST              | 40  | 6-18  | .333 | 3-6   | .500  | 7-12  | .583  | 0-2-2 | 4  | 3 | 3  | 0   | 1  | 22  |
| at Siena            | 40  | 4-10  | .400 | 1-5   | .200  | 9-13  | .692  | 0-0-0 | 3  | 1 | 2  | 0   | 0  | 18  |
| at Marist           | 37  | 8-23  | .348 | 1-4   | .250  | 2-2   | 1.000 | 0-4-4 | 2  | 3 | 3  | 0   | 3  | 19  |
| IONA                | 36  | 6-18  | .333 | 0-6   | .000  | 1-4   | .250  | 2-4-6 | 3  | 2 | 4  | 0   | 1  | 13  |
| MANHATTAN           | 40  | 10-18 | .556 | 3-6   | .500  | 10-12 | .833  | 2-6-8 | 4  | 2 | 3  | 0   | 3  | 33  |
| CANISIUS            | 39  | 7-23  | .304 | 1-7   | .143  | 2-2   | 1.000 | 2-7-9 | 3  | 3 | 3  | 0   | 2  | 17  |
| at Manhattan        | 36  | 6-13  | .462 | 1-4   | .250  | 4-5   | .800  | 0-1-1 | 3  | 0 | 3  | 0   | 1  | 17  |
| FAIRFIELD           | 37  | 8-21  | .381 | 1-6   | .167  | 5-9   | .556  | 1-2-3 | 3  | 3 | 1  | 1   | 1  | 22  |
| QUINNIPAC           | 39  | 9-21  | .429 | 3-8   | .375  | 10-11 | .909  | 1-1-2 | 3  | 2 | 4  | 0   | 2  | 31  |
| at Monmouth         | 37  | 6-13  | .462 | 0-2   | .000  | 3-6   | .500  | 0-2-2 | 4  | 0 | 6  | 1   | 1  | 15  |
| at Saint Peters     | 40  | 6-18  | .333 | 1-5   | .200  | 7-9   | .778  | 1-3-4 | 2  | 2 | 2  | 0   | 0  | 20  |
| vs. Marist          | 40  | 13-19 | .684 | 0-2   | .000  | 12-18 | .667  | 0-6-6 | 4  | 4 | 3  | 0   | 0  | 38  |
| vs. Quinnipiac      | 40  | 9-22  | .409 | 1-5   | .200  | 9-15  | .600  | 3-2-5 | 3  | 1 | 2  | 0   | 1  | 28  |

**2012-13 Mason Game-by-Game**

| Opponent            | Min | FG-A  | Pct. | 3PT-A | Pct. | FT-A  | Pct. | O-D-T | PF | A | TO | BLK | ST | PTS |
|---------------------|-----|-------|------|-------|------|-------|------|-------|----|---|----|-----|----|-----|
| at Oregon St.       | *26 | 4-13  | .308 | 2-5   | .400 | 0-0   | .000 | 0-4-4 | 4  | 0 | 3  | 0   | 1  | 10  |
| St. Francis (Pa.)   | *36 | 10-16 | .625 | 2-5   | .400 | 3-4   | .750 | 0-4-4 | 1  | 4 | 3  | 0   | 1  | 25  |
| Bucknell            | *35 | 2-12  | .167 | 0-1   | .000 | 10-13 | .769 | 2-2-4 | 0  | 3 | 0  | 0   | 0  | 14  |
| New Mexico St.      | *33 | 5-9   | .556 | 0-2   | .000 | 9-10  | .900 | 0-7-7 | 3  | 1 | 2  | 0   | 3  | 19  |
| vs. St. Bonaventure | *34 | 6-11  | .545 | 2-4   | .500 | 5-6   | .833 | 0-2-2 | 3  | 3 | 2  | 1   | 1  | 19  |
| at Iona             | *24 | 9-16  | .563 | 1-3   | .333 | 5-6   | .833 | 3-2-5 | 3  | 0 | 1  | 0   | 0  | 24  |
| at Central Michigan | *40 | 9-14  | .643 | 0-3   | .000 | 6-9   | .667 | 2-3-5 | 3  | 1 | 0  | 0   | 1  | 24  |
| at Loyola Marland   | *36 | 5-14  | .357 | 0-2   | .000 | 4-6   | .667 | 1-1-2 | 2  | 0 | 3  | 0   | 1  | 14  |

**MASON'S CAREER STATS**

| Year    | GP-GS | Min-Avg   | FG-FGA   | Pct  | 3FG-A   | Pct  | FT-FTA  | Pct  | Off-Def-Tot-Avg | PF  | FO | Ast | TO  | Blk | Stl | Pts  | Avg  |
|---------|-------|-----------|----------|------|---------|------|---------|------|-----------------|-----|----|-----|-----|-----|-----|------|------|
| 2010-11 | 3-3   | 104-34.7  | 13-39    | .333 | 6-23    | .261 | 18-23   | .783 | 3-10-13-4.3     | 8   | 0  | 3   | 6   | 1   | 2   | 50   | 16.7 |
| 2011-12 | 33-33 | 1131-34.3 | 168-440  | .382 | 36-132  | .273 | 125-193 | .648 | 50-101-151-4.6  | 84  | 1  | 70  | 81  | 2   | 39  | 497  | 15.1 |
| 2012-13 | 29-29 | 1053-36.3 | 167-379  | .441 | 34-108  | .315 | 173-218 | .794 | 34-84-118-4.1   | 69  | 0  | 43  | 64  | 7   | 33  | 541  | 18.7 |
| 2013-14 | 33-33 | 1242-37.6 | 269-612  | .440 | 48-168  | .286 | 260-357 | .728 | 32-86-118-3.6   | 95  | 1  | 51  | 91  | 5   | 40  | 846  | 25.6 |
| Totals  | 98-98 | 3530-36.0 | 617-1470 | .420 | 124-431 | .288 | 576-791 | .728 | 119-281-400-4.1 | 256 | 2  | 167 | 242 | 15  | 114 | 1934 | 19.7 |





**2010-11 (FRESHMAN):** Played and started in three games before missing the remaining of the season due to a foot injury ... Scored in double-figures in each game ... Averaged 16.7 ppg, 4.3 rpg, 1.0 apg and 0.7 spg in 34.7 mpg ... Led the team with a career-high 20 points, had a career-best five rebounds and played in a career-high 37 minutes at Georgia Tech (11/19) ... Shot 78.3 percent (18-for-23) from the free throw line ... Connected on eight free throws twice (Milwaukee, Georgia Tech).

**HIGH SCHOOL AND PERSONAL DATA:** Earned All-Section and All-County honors and was named New Rochelle High School Athlete of the Year as a senior ... Played in the 2010 Jordan Brand Classic, a tournament that features the top New York City area prep stars, at Madison Square Garden ... Born in Queens, N.Y. ... Son of 14-year NBA veteran and all-star Anthony Mason and Latifa Whitlock ... Has a brother, Anthony Jr. ... Earned his finance degree in spring 2014.

|                  |     |       |      |      |      |       |       |       |   |   |   |   |   |    |
|------------------|-----|-------|------|------|------|-------|-------|-------|---|---|---|---|---|----|
| at Buffalo       | *40 | 4-9   | .444 | 2-4  | .500 | 8-8   | 1.000 | 2-5-7 | 4 | 2 | 3 | 0 | 1 | 18 |
| Hartford         | *38 | 7-12  | .583 | 0-1  | .000 | 5-5   | 1.000 | 0-7-7 | 1 | 3 | 5 | 1 | 3 | 19 |
| Vermont          | *38 | 7-12  | .583 | 2-4  | .500 | 9-10  | .900  | 0-2-2 | 2 | 4 | 3 | 0 | 3 | 25 |
| at Notre Dame    | *36 | 7-22  | .318 | 1-5  | .200 | 2-2   | 1.000 | 2-4-6 | 2 | 3 | 2 | 0 | 0 | 17 |
| Marist           | *32 | 5-10  | .500 | 1-4  | .250 | 6-9   | .667  | 3-1-4 | 1 | 2 | 3 | 0 | 1 | 17 |
| Fairfield        | *37 | 4-12  | .333 | 0-0  | .000 | 3-4   | .750  | 2-0-2 | 4 | 0 | 3 | 0 | 0 | 11 |
| at Brown         | *38 | 4-13  | .308 | 2-4  | .500 | 3-8   | .375  | 2-7-9 | 3 | 0 | 3 | 1 | 1 | 13 |
| at Saint Peter's | *39 | 10-18 | .556 | 3-7  | .429 | 3-4   | .750  | 2-5-7 | 2 | 1 | 2 | 0 | 1 | 26 |
| at Fairfield     | *34 | 2-13  | .154 | 1-3  | .333 | 12-12 | 1.000 | 2-0-2 | 4 | 1 | 0 | 1 | 4 | 17 |
| Siena            | *37 | 8-14  | .571 | 2-4  | .500 | 5-7   | .714  | 1-3-4 | 2 | 1 | 0 | 0 | 1 | 23 |
| Manhattan        | *39 | 1-5   | .200 | 0-3  | .000 | 13-16 | .813  | 1-2-3 | 3 | 1 | 3 | 1 | 1 | 15 |
| at Siena         | *37 | 5-11  | .455 | 3-6  | .500 | 4-4   | 1.000 | 1-1-2 | 2 | 1 | 1 | 0 | 0 | 17 |
| at Canisius      | *29 | 4-10  | .400 | 1-3  | .333 | 5-8   | .625  | 1-1-2 | 3 | 1 | 0 | 0 | 1 | 14 |
| Iona             | *44 | 13-28 | .464 | 1-11 | .091 | 3-4   | .750  | 3-2-5 | 2 | 1 | 3 | 0 | 0 | 30 |
| Loyola           | *47 | 7-15  | .467 | 1-3  | .333 | 8-11  | .727  | 1-2-3 | 4 | 3 | 3 | 0 | 0 | 23 |
| Northwestern St. | *37 | 6-10  | .600 | 2-3  | .667 | 6-10  | .600  | 0-6-6 | 1 | 1 | 5 | 0 | 1 | 20 |
| Rider            | *37 | 1-12  | .083 | 0-3  | .000 | 5-8   | .625  | 1-2-3 | 3 | 0 | 6 | 1 | 1 | 7  |
| Saint Peter's    | *39 | 5-7   | .714 | 2-3  | .667 | 2-3   | .667  | 0-4-4 | 1 | 1 | 1 | 0 | 0 | 14 |
| vs. Siena        | *34 | 5-8   | .625 | 1-2  | .500 | 10-10 | 1.000 | 0-1-1 | 3 | 2 | 0 | 0 | 4 | 21 |
| vs. Iona         | *39 | 6-18  | .333 | 2-9  | .222 | 7-8   | .875  | 0-2-2 | 3 | 2 | 2 | 1 | 1 | 21 |
| vs. Maryland     | *38 | 6-15  | .400 | 0-1  | .000 | 12-13 | .923  | 2-2-4 | 0 | 1 | 2 | 0 | 1 | 24 |

2011-12 Mason Game-by-Game

| Opponent             | Min | FG-A  | Pct. | 3PT-A | Pct. | FT-A | Pct.  | O-D-T  | PF | A | TO | BLK | ST | PTS |
|----------------------|-----|-------|------|-------|------|------|-------|--------|----|---|----|-----|----|-----|
| Central Conn.        | *27 | 3-15  | .200 | 0-3   | .000 | 6-10 | .600  | 3-5-8  | 4  | 0 | 1  | 0   | 0  | 12  |
| at Missouri          | *36 | 3-10  | .300 | 1-6   | .167 | 3-4  | .750  | 0-2-2  | 3  | 1 | 2  | 0   | 2  | 10  |
| vs. South Dakota St. | *37 | 9-15  | .600 | 1-2   | .500 | 7-11 | .636  | 0-5-5  | 4  | 1 | 4  | 0   | 1  | 26  |
| at Mercer            | *35 | 6-12  | .500 | 1-5   | .200 | 7-10 | .700  | 2-3-5  | 3  | 3 | 0  | 0   | 2  | 20  |
| vs. Sam Houston St.  | *37 | 5-15  | .333 | 1-4   | .250 | 4-8  | .500  | 3-4-7  | 1  | 1 | 4  | 0   | 3  | 15  |
| at Saint Francis     | *33 | 7-13  | .538 | 1-2   | .500 | 0-1  | .000  | 2-3-5  | 2  | 3 | 2  | 0   | 4  | 15  |
| Fairfield            | *32 | 2-7   | .286 | 0-3   | .000 | 0-1  | .000  | 1-1-2  | 5  | 7 | 4  | 0   | 1  | 4   |
| Iona                 | *37 | 5-15  | .333 | 0-2   | .000 | 2-4  | .500  | 3-1-4  | 0  | 2 | 2  | 0   | 0  | 12  |
| Buffalo              | *38 | 5-13  | .385 | 1-2   | .500 | 2-3  | .667  | 5-3-8  | 2  | 2 | 2  | 0   | 0  | 13  |
| at Hartford          | *36 | 5-9   | .556 | 1-2   | .500 | 3-3  | 1.000 | 0-6-6  | 3  | 0 | 6  | 0   | 1  | 14  |
| Drexel               | *31 | 4-9   | .444 | 1-4   | .250 | 4-5  | .800  | 1-4-5  | 3  | 1 | 3  | 0   | 1  | 13  |
| at Quinnipiac        | *34 | 8-18  | .444 | 1-4   | .250 | 5-7  | .714  | 1-1-2  | 4  | 1 | 3  | 0   | 0  | 22  |
| UMBC                 | *26 | 1-12  | .083 | 0-3   | .000 | 2-2  | 1.000 | 2-2-4  | 3  | 5 | 0  | 0   | 1  | 4   |
| St. Bonaventure      | *22 | 2-9   | .222 | 0-2   | .000 | 4-6  | .667  | 0-0-0  | 3  | 2 | 0  | 0   | 1  | 8   |
| at Loyola Maryland   | *38 | 6-12  | .500 | 1-2   | .500 | 4-6  | .667  | 1-5-6  | 2  | 2 | 1  | 0   | 4  | 17  |
| at Iona              | *35 | 4-14  | .286 | 1-4   | .250 | 3-6  | .500  | 4-3-7  | 2  | 1 | 1  | 0   | 1  | 12  |
| at Siena             | *36 | 5-16  | .313 | 1-5   | .200 | 4-6  | .667  | 2-3-5  | 1  | 3 | 0  | 0   | 1  | 15  |
| Saint Peter's        | *37 | 7-18  | .389 | 2-6   | .333 | 3-5  | .600  | 1-4-5  | 1  | 4 | 3  | 0   | 0  | 19  |
| Marist               | *33 | 10-16 | .625 | 4-6   | .667 | 1-3  | .333  | 1-1-2  | 3  | 3 | 0  | 1   | 2  | 25  |
| at Canisius          | *36 | 7-16  | .438 | 1-5   | .200 | 7-8  | .875  | 2-4-6  | 3  | 3 | 1  | 0   | 2  | 22  |
| at Manhattan         | *34 | 7-18  | .389 | 1-5   | .200 | 4-6  | .667  | 1-3-4  | 2  | 2 | 5  | 1   | 3  | 19  |
| Loyola               | *39 | 6-13  | .462 | 3-8   | .375 | 4-7  | .571  | 2-1-3  | 3  | 1 | 2  | 0   | 1  | 19  |
| Manhattan            | *37 | 6-12  | .500 | 2-5   | .400 | 3-11 | .273  | 1-1-2  | 3  | 5 | 3  | 0   | 1  | 17  |
| at Fairfield         | *27 | 4-15  | .267 | 1-3   | .333 | 7-7  | 1.000 | 0-1-1  | 3  | 1 | 3  | 0   | 0  | 16  |
| at Rider             | *34 | 6-15  | .400 | 1-6   | .167 | 2-2  | 1.000 | 1-1-12 | 4  | 1 | 5  | 0   | 2  | 15  |
| Siena                | *34 | 1-9   | .111 | 0-4   | .000 | 0-0  | .000  | 0-1-1  | 1  | 1 | 0  | 0   | 0  | 2   |
| Rider                | *38 | 5-16  | .313 | 0-5   | .000 | 3-7  | .429  | 3-5-8  | 1  | 4 | 3  | 0   | 0  | 13  |
| Canisius             | *36 | 5-15  | .333 | 2-5   | .400 | 9-11 | .818  | 0-5-5  | 4  | 1 | 4  | 0   | 2  | 21  |
| at Vermont           | *32 | 6-14  | .429 | 2-4   | .500 | 6-8  | .750  | 1-1-2  | 0  | 1 | 5  | 0   | 0  | 20  |
| at Saint Peter's     | *33 | 4-9   | .444 | 3-6   | .500 | 5-8  | .625  | 1-2-3  | 2  | 1 | 5  | 0   | 0  | 16  |
| at Marist            | *37 | 7-19  | .368 | 0-4   | .000 | 6-8  | .750  | 5-3-8  | 3  | 4 | 3  | 0   | 3  | 20  |
| vs. Canisius         | *38 | 3-10  | .300 | 0-2   | .000 | 4-7  | .571  | 0-6-6  | 2  | 2 | 1  | 0   | 0  | 10  |
| vs. Loyola           | *36 | 4-11  | .364 | 2-3   | .667 | 1-2  | .500  | 1-1-2  | 4  | 1 | 3  | 0   | 0  | 11  |

2010-11 Mason Game-by-Game

| Opponent         | Min | FG-A | Pct. | 3PT-A | Pct. | FT-A | Pct.  | O-D-T | PF | A | TO | BLK | ST | PTS |
|------------------|-----|------|------|-------|------|------|-------|-------|----|---|----|-----|----|-----|
| Wis.-Milwaukee   | *36 | 4-12 | .333 | 2-9   | .222 | 8-9  | .889  | 0-4-4 | 4  | 1 | 2  | 0   | 0  | 18  |
| at Georgia Tech  | *37 | 5-14 | .357 | 2-7   | .286 | 8-12 | .667  | 0-5-5 | 1  | 1 | 3  | 1   | 1  | 20  |
| Mount St. Mary's | *31 | 4-13 | .308 | 2-7   | .286 | 2-2  | 1.000 | 3-1-4 | 3  | 1 | 1  | 0   | 1  | 12  |



**KC**  
**Ross-Miller**  
**#12**

6-0 • 178  
Graduate Student  
Guard  
Grand Prairie, Texas  
New Mexico State  
God's Academy

Graduated from New Mexico State University ... Transferred to Auburn during the summer and is eligible immediately ... Working towards a master's degree in adult education.

**NEW MEXICO STATE UNIVERSITY**

**2013-14 (JUNIOR):** Averaged 8.3 points in 30 games (29 starts) ... Second on the team with 104 assists (3.5 apg) ... Also pulled down 2.2 rebounds per game ... Shot 82.0 percent from the free throw line (100-122) ... 43.7 field goal percentage (62-142) ... 39.3 percent from 3-point range (24-61) ... Averaged 27.3 minutes per game ... 23 steals ... Scored a career-high 26 points at UTEP (11/23) ... Career-best 10 assists against South Alabama (12/28).

**2012-13 (SOPHOMORE):** Played in 30 games (26 starts) ... Averaged 5.3 points and 2.3 assists per game ... Led the Aggies in free throw percentage (79.7) and ranked second on the squad in both assists (69) and steals (33) ... Had five games in double-figures with a career-high 16 points at Idaho (1/12) ... Collected his first double-digit scoring performance with 11 points on 9-of-11 shooting from the free-throw line, six rebounds and three assists in the 79-57 win over Louisiana (11/23) ... Scored a career-high 16 points on 5-of-10 shooting, including a pair of 3-pointers, in 71-70 win at Idaho ... Followed that performance with 10 points on 4-of-6 shooting in 64-51 victory over Utah State (1/17) ... Scored 12 points to help the

Aggies edge UT Arlington, 69-66, in season finale (3/9) ... Had 12 points and five assists in 74-65 win over Texas State in WAC Tournament semifinals (3/15) ... Recorded seven games with four or more assists including three games with six assists: Southeastern Louisiana, Missouri State and Texas State .. Academic All-WAC team honors.

**NEW ORLEANS UNIVERSITY**

**2010-11 (FRESHMAN):** Played in 13 games (11 starts) ... Averaged 9.7 points, 3.7 rebounds and 3.4 assists per game ... Scored a career-high 20 points versus Pensacola Christian ... Shot 44.0 percent from the field and 73.5 percent from the free throw line (50-of-68).

**HIGH SCHOOL AND PERSONAL DATA:** Graduated from God's Academy in Dalworth, Texas in 2010 ... As a senior, led the Ambassadors to a 28-3 record and a league championship ... Averaged 27 points and nine assists per game ... Won three consecutive AAU titles, and was MVP of the Texas-Oklahoma All-Star game ... Son of Tim and Loryree Miller ... Born in Tulsa, Okla. ... Earned his degree in sports management from New Mexico State University in the summer of 2014.

**2013-14 Ross-Miller Season & Career Highs**

|                                      |                                    |   |   |
|--------------------------------------|------------------------------------|---|---|
| <b>Points</b>                        | Season 26, at UTEP (11/23/13)      | <b>Free Throws</b>                        | Season 11, at UTEP (11/23/13)           |
| Career 26, at UTEP (11/23/13)        |                                    | Career 11, at UTEP (11/23/13)             |   |
| <b>Rebounds</b>                      | Season 6, at New Mexico (12/17/13) | <b>Free Throws Attempted</b>              | Season 14, at UTEP (11/23/13)           |
| Career 7, vs. Northern NM (11/21/12) |                                    | Career 14, at UTEP (11/23/13)             |   |
| <b>Field Goals</b>                   | Season 6, at UTEP (11/23/13)       | <b>Assists</b>                            | Season 10, vs. South Alabama (12/28/13) |
| Career 6, at UTEP (11/23/13)         |                                    | Career 10, vs. South Alabama (12/28/13)   |   |
| <b>Field Goal Attempts</b>           | Season 10, UTEP (11/23/13)         | <b>Steals</b>                             | Season 3, at Seattle (2/8/14)           |
| Career 10, 2x, at UTEP (11/23/13)    |                                    | Career 4, vs. UT Arlington (3/16/13)      |   |
| <b>Three-Point Field Goals</b>       | Season 3, 2x, at Idaho (1/11/14)   | <b>Blocked Shots</b>                      | Season --                               |
| Career 3, 2x, at Idaho (1/11/14)     |                                    | Career 1, 2x, vs. Missouri St. (12/22/12) |   |
| <b>Three-Point Attempts</b>          | Season 5, 2x, vs. Idaho (1/11/14)  | <b>Minutes Played</b>                     | Season 37, at New Mexico (12/17/13)     |
| Career 5, 3x, vs. Idaho (1/11/14)    |                                    | Career 37, 2x, at New Mexico (12/17/13)   |   |

**2013-14 Ross-Miller Game-by-Game (at New Mexico State)**

| Opponent          | Min | FG-A | Pct.  | 3PT-A | Pct.  | FT-A  | Pct.  | O-D-T | PF | A  | TO | BLK | ST | PTS |
|-------------------|-----|------|-------|-------|-------|-------|-------|-------|----|----|----|-----|----|-----|
| vs. Western Mich. | 24  | 0-2  | .000  | 0-0   | .000  | 4-4   | 1.000 | 0-2-2 | 3  | 4  | 0  | 0   | 0  | 4   |
| vs. Tennessee St. | 16  | 0-1  | .000  | 0-0   | .000  | 1-2   | .500  | 0-2-2 | 4  | 6  | 1  | 0   | 1  | 1   |
| at Hawai'i        | 29  | 3-9  | .333  | 1-4   | .250  | 10-12 | .833  | 1-3-4 | 3  | 2  | 5  | 0   | 2  | 17  |
| UTEP              | 22  | 3-4  | .750  | 1-1   | 1.000 | 2-3   | .667  | 1-1-2 | 3  | 1  | 4  | 0   | 1  | 9   |
| North Carolina    | 24  | 0-2  | .000  | 0-2   | .000  | 4-4   | 1.000 | 0-3-3 | 4  | 5  | 0  | 0   | 2  | 4   |
| at UTEP           | 34  | 6-10 | .600  | 3-4   | .750  | 11-14 | .786  | 0-1-1 | 3  | 6  | 2  | 0   | 2  | 26  |
| Bethune-Cookman   | 22  | 0-1  | .000  | 0-1   | .000  | 2-2   | 1.000 | 0-0-0 | 1  | 7  | 3  | 0   | 0  | 2   |
| Prairie View A&M  | 22  | 4-9  | .444  | 1-2   | .500  | 2-2   | 1.000 | 1-4-5 | 0  | 2  | 0  | 0   | 1  | 11  |
| at Colorado St.   | 26  | 2-8  | .250  | 1-3   | .333  | 0-0   | .000  | 0-3-3 | 2  | 2  | 3  | 0   | 1  | 5   |
| New Mexico        | 25  | 3-8  | .375  | 1-5   | .200  | 2-2   | 1.000 | 0-2-2 | 4  | 2  | 2  | 0   | 1  | 9   |
| at Gonzaga        | 30  | 4-9  | .444  | 2-3   | .667  | 2-2   | 1.000 | 0-0-0 | 2  | 3  | 2  | 0   | 1  | 12  |
| at Arizona        | 25  | 2-5  | .400  | 1-1   | 1.000 | 2-2   | 1.000 | 0-1-1 | 2  | 1  | 3  | 0   | 0  | 7   |
| at Drake          | 35  | 3-6  | .500  | 0-2   | .000  | 8-8   | 1.000 | 0-1-1 | 2  | 5  | 1  | 0   | 0  | 14  |
| at New Mexico     | 37  | 3-9  | .333  | 2-4   | .500  | 8-8   | 1.000 | 1-5-6 | 4  | 2  | 2  | 0   | 1  | 16  |
| Northern New Mex. | 22  | 0-0  | .000  | 0-0   | .000  | 2-2   | 1.000 | 0-3-3 | 1  | 4  | 2  | 0   | 1  | 2   |
| South Alabama     | 32  | 4-6  | .667  | 1-2   | .500  | 1-1   | 1.000 | 0-1-1 | 3  | 10 | 2  | 0   | 0  | 10  |
| at Grand Canyon   | 25  | 2-2  | 1.000 | 0-0   | .000  | 2-2   | 1.000 | 1-2-3 | 2  | 3  | 3  | 0   | 0  | 6   |
| Seattle           | 27  | 4-6  | .667  | 2-2   | 1.000 | 2-6   | .333  | 0-0-0 | 3  | 2  | 2  | 0   | 0  | 12  |
| Idaho             | 29  | 4-7  | .571  | 3-5   | .600  | 5-5   | 1.000 | 1-1-2 | 2  | 3  | 1  | 0   | 1  | 16  |
| at Chicago St.    | 34  | 1-3  | .333  | 1-3   | .333  | 6-11  | .600  | 1-3-4 | 3  | 6  | 1  | 0   | 0  | 9   |
| at Kansas City    | 29  | 2-5  | .400  | 0-3   | .000  | 4-6   | .667  | 1-1-2 | 5  | 2  | 2  | 0   | 1  | 8   |
| Texas-Pan Am.     | 28  | 0-4  | .000  | 0-1   | .000  | 2-3   | .667  | 0-5-5 | 3  | 6  | 1  | 0   | 1  | 2   |
| Bakersfield       | 25  | 1-3  | .333  | 1-2   | .500  | 2-2   | 1.000 | 0-0-0 | 3  | 4  | 3  | 0   | 1  | 5   |
| Utah Valley       | 32  | 3-6  | .500  | 0-3   | .000  | 2-2   | 1.000 | 0-1-1 | 1  | 0  | 1  | 0   | 0  | 8   |
| at Idaho          | 26  | 0-4  | .000  | 0-3   | .000  | 0-0   | .000  | 0-1-1 | 4  | 3  | 0  | 0   | 0  | 0   |
| at Seattle        | 30  | 3-4  | .750  | 2-2   | 1.000 | 5-6   | .833  | 0-4-4 | 0  | 3  | 4  | 0   | 3  | 13  |
| Kansas City       | 22  | 1-2  | .500  | 0-1   | .000  | 5-5   | 1.000 | 0-1-1 | 1  | 2  | 1  | 0   | 0  | 7   |
| Chicago St.       | 23  | 2-2  | 1.000 | 0-0   | .000  | 3-4   | .750  | 1-2-3 | 0  | 2  | 2  | 0   | 0  | 7   |
| at Texas Pan-Am.  | 28  | 1-1  | 1.000 | 0-0   | .000  | 0-1   | .000  | 1-2-3 | 1  | 5  | 3  | 0   | 1  | 2   |
| at Utah Valley    | 35  | 1-4  | .250  | 1-2   | .500  | 1-2   | .500  | 0-0-0 | 3  | 1  | 2  | 0   | 1  | 4   |

**2012-13 Ross-Miller Game-by-Game**

| Opponent         | Min | FG-A | Pct. | 3PT-A | Pct. | FT-A | Pct.  | O-D-T | PF | A | TO | BLK | ST | PTS |
|------------------|-----|------|------|-------|------|------|-------|-------|----|---|----|-----|----|-----|
| at Oregon St.    | *20 | 1-5  | .200 | 0-0   | .000 | 0-0  | .000  | 0-0-0 | 3  | 2 | 2  | 0   | 0  | 2   |
| SE Louisiana     | *37 | 1-4  | .250 | 0-0   | .000 | 1-1  | 1.000 | 1-1-2 | 2  | 6 | 2  | 0   | 2  | 3   |
| vs. Bucknell     | *28 | 1-5  | .200 | 0-1   | .000 | 1-2  | .500  | 0-0-0 | 2  | 1 | 3  | 0   | 1  | 3   |
| at Niagara       | *13 | 0-3  | .000 | 0-0   | .000 | 2-2  | 1.000 | 1-0-1 | 0  | 1 | 1  | 0   | 0  | 2   |
| N. New Mexico    | *30 | 3-5  | .600 | 0-1   | .000 | 0-0  | .000  | 1-6-7 | 1  | 2 | 1  | 0   | 2  | 6   |
| Louisiana        | *29 | 1-6  | .167 | 0-2   | .000 | 9-11 | .818  | 2-4-6 | 3  | 3 | 4  | 0   | 1  | 11  |
| at UTEP          | *28 | 4-8  | .500 | 1-2   | .500 | 0-0  | .000  | 0-2-2 | 2  | 2 | 5  | 0   | 2  | 9   |
| Southern Miss    | *24 | 1-3  | .333 | 0-0   | .000 | 4-4  | 1.000 | 0-2-2 | 2  | 2 | 1  | 1   | 0  | 6   |
| at South Alabama | *28 | 2-4  | .500 | 0-1   | .000 | 5-6  | .833  | 0-2-2 | 2  | 2 | 5  | 0   | 2  | 9   |
| at New Mexico    | *25 | 2-7  | .286 | 0-1   | .000 | 4-4  | 1.000 | 0-1-1 | 3  | 4 | 1  | 0   | 1  | 8   |
| New Mexico       | *31 | 1-5  | .200 | 1-2   | .500 | 0-0  | .000  | 1-2-3 | 3  | 2 | 1  | 0   | 1  | 3   |

**ROSS-MILLER'S CAREER STATS**

| Year      | GP-GS | Min-Avg   | FG-FGA  | Pct  | 3FG-A  | Pct  | FT-FTA  | Pct  | Off-Def-Tot-Avg | PF  | FO | Ast | TO  | Blk | Stl | Pts | Avg |
|-----------|-------|-----------|---------|------|--------|------|---------|------|-----------------|-----|----|-----|-----|-----|-----|-----|-----|
| 2010-11   | 13-11 | 266-20.5  | 33-75   | .440 | 10-20  | .500 | 50-68   | .735 | 11-37-48-3.7    | 30  | 3  | 44  | 37  | 3   | 12  | 126 | 9.7 |
| 2012-13   | 30-26 | 693-23.1  | 47-135  | .348 | 9-45   | .200 | 55-69   | .797 | 10-47-57-1.9    | 70  | 1  | 69  | 60  | 2   | 33  | 158 | 5.3 |
| 2013-14   | 30-29 | 818-27.3  | 62-142  | .437 | 24-61  | .393 | 100-122 | .820 | 10-55-65-2.2    | 72  | 1  | 104 | 58  | 0   | 23  | 248 | 8.3 |
| (DI only) | 60-55 | 1511-25.2 | 109-277 | .394 | 33-106 | .311 | 155-191 | .812 | 20-102-122-2.0  | 142 | 2  | 173 | 118 | 2   | 56  | 406 | 6.8 |
| All Div.  | 73-66 | 1777-34.3 | 142-352 | .403 | 43-126 | .341 | 205-259 | .792 | 31-139-170-2.3  | 172 | 5  | 217 | 155 | 5   | 38  | 532 | 7.3 |



|                   |     |      |      |     |      |     |       |       |   |   |   |   |   |    |
|-------------------|-----|------|------|-----|------|-----|-------|-------|---|---|---|---|---|----|
| Missouri St.      | *28 | 1-2  | .500 | 1-2 | .500 | 0-0 | .000  | 0-4-4 | 3 | 6 | 3 | 1 | 3 | 3  |
| at UT Arlington   | *22 | 0-3  | .000 | 0-1 | .000 | 0-0 | .000  | 1-1-2 | 2 | 1 | 4 | 0 | 3 | 0  |
| at Louisiana Tech | *23 | 2-6  | .333 | 0-2 | .000 | 0-0 | .000  | 0-2-2 | 3 | 4 | 1 | 0 | 1 | 4  |
| UTSA              | *21 | 1-2  | .500 | 0-1 | .000 | 0-0 | .000  | 0-4-4 | 4 | 5 | 3 | 0 | 2 | 2  |
| Texas St.         | *21 | 0-4  | .000 | 0-3 | .000 | 0-0 | .000  | 1-1-2 | 3 | 6 | 1 | 0 | 1 | 0  |
| at Seattle        | *28 | 0-3  | .000 | 0-1 | .000 | 3-4 | .750  | 0-1-1 | 2 | 2 | 1 | 0 | 0 | 3  |
| at Idaho          | *31 | 5-10 | .500 | 2-5 | .400 | 4-5 | .800  | 0-2-2 | 3 | 0 | 0 | 0 | 1 | 16 |
| Utah St.          | *29 | 4-6  | .667 | 1-2 | .500 | 1-1 | 1.000 | 0-0-0 | 2 | 3 | 5 | 0 | 2 | 10 |
| San Jose St.      | *6  | 0-2  | .000 | 0-0 | .000 | 0-0 | .000  | 0-0-0 | 0 | 0 | 0 | 0 | 0 | 0  |
| at San Jose St.   | 11  | 1-2  | .500 | 1-2 | .500 | 0-0 | .000  | 0-1-1 | 3 | 0 | 1 | 0 | 0 | 3  |
| at Utah St.       | 10  | 0-3  | .000 | 0-3 | .000 | 0-0 | .000  | 0-2-2 | 1 | 3 | 0 | 0 | 0 | 0  |
| UTEP              | 11  | 0-1  | .000 | 0-0 | .000 | 3-4 | .750  | 0-0-0 | 1 | 1 | 0 | 0 | 0 | 3  |
| at Denver         | 14  | 1-3  | .333 | 0-1 | .000 | 0-0 | .000  | 1-0-1 | 4 | 0 | 0 | 0 | 0 | 2  |
| Louisiana Tech    | *27 | 3-7  | .429 | 0-3 | .000 | 3-5 | .600  | 1-2-3 | 1 | 2 | 5 | 0 | 1 | 9  |
| UT Arlington      | *23 | 3-5  | .600 | 1-2 | .500 | 5-6 | .833  | 0-4-4 | 4 | 1 | 4 | 0 | 0 | 12 |
| vs. Idaho         | *22 | 2-3  | .667 | 0-0 | .000 | 1-2 | .500  | 0-2-2 | 1 | 1 | 1 | 0 | 0 | 5  |
| vs. Texas St.     | *30 | 3-9  | .333 | 1-3 | .333 | 5-6 | .833  | 0-0-0 | 4 | 5 | 1 | 0 | 3 | 12 |
| vs. UT Arlington  | *27 | 3-6  | .500 | 0-2 | .000 | 3-4 | .750  | 0-1-1 | 5 | 0 | 2 | 0 | 4 | 9  |

2012-13 Ross-Miller Game-by-Game (at New Orleans)

| Opponent            | Min | FG-A | Pct. | 3PT-A | Pct. | FT-A  | Pct.  | O-D-T | PF | A TO | BLK | ST | PTS |
|---------------------|-----|------|------|-------|------|-------|-------|-------|----|------|-----|----|-----|
| Huntingdon          | 6   | 0-1  | .000 | 0-0   | .000 | 1-2   | .500  | 0-0-0 | 3  | 1    | 1   | 1  | 1   |
| Mississippi College | 12  | 3-8  | .375 | 0-0   | .000 | 3-5   | .600  | 1-1-2 | 4  | 1    | 3   | 0  | 1   |
| at Carver Bible     | *18 | 1-3  | .333 | 0-0   | .000 | 5-6   | .833  | 1-4-5 | 0  | 5    | 5   | 0  | 1   |
| Victory             | *27 | 3-6  | .500 | 0-0   | .000 | 1-2   | .500  | 0-5-5 | 1  | 7    | 4   | 0  | 2   |
| Dillard             | *13 | 1-2  | .500 | 0-0   | .000 | 2-2   | 1.000 | 1-0-1 | 5  | 2    | 3   | 0  | 2   |
| at Huntingdon       | *23 | 2-7  | .286 | 0-0   | .000 | 5-6   | .833  | 0-3-3 | 5  | 1    | 3   | 0  | 0   |
| at Dallas           | *24 | 3-9  | .333 | 0-3   | .000 | 3-5   | .600  | 2-1-3 | 1  | 0    | 3   | 0  | 0   |
| at St. Thomas       | *22 | 3-6  | .500 | 1-2   | .500 | 3-5   | .600  | 1-3-4 | 5  | 3    | 5   | 0  | 1   |
| Concordia-Selma     | *20 | 3-6  | .500 | 1-2   | .500 | 6-7   | .857  | 1-7-8 | 1  | 6    | 2   | 1  | 4   |
| St. Thomas          | *22 | 5-6  | .833 | 3-4   | .750 | 3-3   | 1.000 | 2-2-4 | 1  | 5    | 3   | 0  | 0   |
| B'ham-Southern      | *28 | 3-7  | .429 | 2-3   | .667 | 8-9   | .889  | 0-2-2 | 2  | 4    | 1   | 1  | 0   |
| at Victory          | *20 | 2-5  | .400 | 1-2   | .500 | 0-2   | .000  | 1-5-6 | 0  | 5    | 4   | 0  | 0   |
| at P'cola-Christian | *31 | 4-9  | .444 | 2-4   | .500 | 10-14 | .714  | 1-4-5 | 2  | 4    | 0   | 0  | 0   |



# Tahj Shamsid-Deen

#13

5-9 • 170  
Sophomore  
Guard  
Decatur, Ga.  
Columbia HS

**2013-14 (FRESHMAN):** Starting PG in all 30 games ... Averaged 9.5 ppg on .408 pct shooting in 29.3 mpg ... Averaged 2.87 apg, 5th among SEC freshmen ... Scored in double digits in 11 of 18 SEC games ... 60 assists and 22 turnovers in the final 20 games (Dec. 30-Mar. 12) and 19 assists vs. 5 turnovers in final 6 games (Feb. 22-Mar. 12) ... 9.5 ppg was 10th among SEC freshman, .408 field goal percentage was 12th among freshmen with at least 100 field goal attempts, .331 3-point percentage 9th (min. 50 attempts), .758 free throw percentage 8th (min. 10 attempts) and 0.83 steals per game 8th ... First Auburn player to start every game as a freshman since Quantez Robertson in 2005-06 ... Tied his career-high with 17 points on a career-high-tying five 3-pointers against Tennessee ... 14 points on 4-5 shooting (3-3 3-pointers) against South Carolina, dishing out 4 assists against 0 turnovers ... 7 points and 5 assists against Vanderbilt, marking just the second time and first since the second game of the SEC season, he has had at least 5 assists in SEC play ... Tied his career-high with 17 points at Florida, hitting 5-8 3-point attempts ... Had 14 first-half points against the Gators ... 10 points against Mississippi State ... 9 points and a career-high 6 rebounds against Kentucky ... 16 points on 6-15 shooting at LSU, with the 6 made field goals a career-high ... 12 points on a career-high-tying 5 field goals at South Carolina ... Career-high 17 points at Mississippi State, including 6-7 from the free throw line ... 6 points, 3 assists, 0 turnovers against Florida ... Lobbed the alley oop to Chris Denson that was a SportsCenter Top 10 play (Jan. 18) ... 10 points on 4-8 shooting, including 2-4 from 3, at Tennessee ... 13 points and a game-high 6 assists against Missouri ... Had a career-high 8 assists against 0 turnovers against Arkansas-Pine Bluff ... Scored 14 points on 5-for-7 shooting against Boston College, tying his career-high for made field goals ... 5 points and a career-high 4 rebounds against Clemson ... Scored 13 points, all in the second half, against Illinois, going 4-for-8 from the floor and 3-for-6 from 3 ... Had a career-high 16 points against Tennessee State, scoring 14 in the first half ... Had a then-career-high 11 points against Murray State, which included a pair of 3-pointers ... Had 9 points and 4 assists against Northwestern State ... Became the first Auburn freshman to start a season-opener since Earnest Ross in 2009-10 and the first freshman to start the season-opener at the point since Quantez Robertson in 2005-06 when he got the nod against Nicholls ... Finished the game with 5 points and a team-high 4 assists against Nicholls ... Starting poing guard in both exhibition wins ... Averaged 13.5 ppg and 5.5 apg during the exhibition season ... Scored 11 points and dished out 7 assists against Paine ... Also had two steals ... Finished with 16 points on 6-of-8 shooting (4-for-5 from 3-point range) and also had four assists against Victory.

**HIGH SCHOOL AND PERSONAL DATA:** Attended Columbia High School ... Team was 19-1 with him as a starter in the state playoffs ... Three-time Atlanta Journal-Constitution Class AAA Player of the Year selection ... Led Columbia to a 27-4 record as a senior ... Ranked No. 91 in the MaxPreps Class of 2013 ... Helped lead Columbia to three-straight Class AAA state titles and one runner-up finish ... Columbia went 31-1 and finished the season ranked 10th nationally during his junior year ... Averaged 14 points, 10 assists and three steals as a junior at Columbia ... Born May 26, 1995 in Atlanta, Ga. ... Son of Vincent and Stacey Shamsid-Deen ... Majoring in pre-business.

## 2013-14 Shamsid-Deen Season & Career Highs

|                                       |                                       |  |  |
|---------------------------------------|---------------------------------------|--|--|
| <b>Points</b>                         | Season 17, 3x, vs. Tennessee (3/5/14) | <b>Free Throws</b>                           | Season 6, at Mississippi State (1/22/14)     |
| Career 17, 3x, vs. Tennessee (3/5/14) |                                       | Career 6, at Mississippi State (1/22/14)     |  |
| <b>Rebounds</b>                       | Season 6, vs. Kentucky (2/12/14)      | <b>Free Throws Attempted</b>                 | Season 7, at Mississippi State (1/22/14)     |
| Career 6, vs. Kentucky (2/12/14)      |                                       | Career 7, at Mississippi State (1/22/14)     |  |
| <b>Field Goals</b>                    | Season 6, 2x, at Florida (2/19/14)    | <b>Assists</b>                               | Season 8, vs. Ark.-Pine Bluff (12/30/13)     |
| Career 6, 2x, at Florida (2/19/14)    |                                       | Career 8, vs. Ark.-Pine Bluff (12/30/13)     |  |
| <b>Field Goal Attempts</b>            | Season 15, at LSU (2/8/14)            | <b>Steals</b>                                | Season 3, vs. Ark.-Pine Bluff (12/30/13)     |
| Career 15, at LSU (2/8/14)            |                                       | Career 3, vs. Ark.-Pine Bluff (12/30/13)     |  |
| <b>Three-Point Field Goals</b>        | Season 5, 2x, vs. Tennessee (3/5/14)  | <b>Blocked Shots</b>                         | Season 1, 2x, vs. Ark.-Pine Bluff (12/30/13) |
| Career 5, 2x, vs. Tennessee (3/5/14)  |                                       | Career 1, 2x, vs. Ark.-Pine Bluff (12/30/13) |  |
| <b>Three-Point Attempts</b>           | Season 9, at Alabama (3/1/14)         | <b>Minutes Played</b>                        | Season 38, at Arkansas (1/25/14)             |
| Career 9, at Alabama (3/1/14)         |                                       | Career 38, at Arkansas (1/25/14)             |  |

## 2013-14 Shamsid-Deen Game-by-Game

| Opponent         | Min | FG-A | Pct  | 3PT-A | Pct   | FT-A | Pct   | O-D-T | PF | A | TO | BLK | ST | PTS |
|------------------|-----|------|------|-------|-------|------|-------|-------|----|---|----|-----|----|-----|
| Nicholls         | *23 | 2-4  | .500 | 0-1   | .000  | 1-2  | .500  | 0-1-1 | 3  | 4 | 1  | 0   | 1  | 5   |
| Northwestern St. | *25 | 4-12 | .333 | 1-6   | .167  | 0-2  | .000  | 1-1-2 | 1  | 4 | 2  | 0   | 0  | 9   |
| Jacksonville St. | *24 | 2-7  | .286 | 0-1   | .000  | 0-0  | .000  | 1-0-1 | 3  | 4 | 2  | 0   | 1  | 4   |
| Murray St.       | *30 | 3-8  | .375 | 2-5   | .400  | 3-4  | .750  | 0-0-0 | 2  | 2 | 1  | 0   | 1  | 11  |
| Tennessee St.    | *31 | 5-13 | .385 | 1-4   | .250  | 5-5  | 1.000 | 1-1-2 | 3  | 3 | 2  | 0   | 0  | 16  |
| at Iowa St.      | *27 | 2-9  | .222 | 2-6   | .333  | 0-0  | .000  | 0-0-0 | 2  | 2 | 2  | 1   | 0  | 6   |
| vs. Illinois     | *32 | 4-8  | .500 | 3-6   | .500  | 2-2  | 1.000 | 0-0-0 | 1  | 4 | 3  | 0   | 1  | 13  |
| Clemson          | *24 | 2-5  | .400 | 1-2   | .500  | 0-0  | .000  | 0-4-4 | 4  | 2 | 2  | 0   | 0  | 5   |
| Boston College   | *31 | 5-7  | .714 | 2-3   | .667  | 2-3  | .667  | 0-1-1 | 3  | 1 | 2  | 0   | 1  | 14  |
| Ark-Pine Bluff   | *26 | 4-6  | .667 | 1-3   | .333  | 0-0  | .000  | 0-2-2 | 0  | 8 | 0  | 1   | 3  | 9   |
| Florida A&M      | *22 | 0-2  | .000 | 0-1   | .000  | 0-0  | .000  | 1-1-2 | 2  | 3 | 0  | 0   | 1  | 0   |
| at Ole Miss*     | *17 | 1-3  | .333 | 0-1   | .000  | 0-0  | .000  | 0-3-3 | 5  | 2 | 0  | 0   | 0  | 2   |
| Missouri*        | *35 | 4-10 | .400 | 3-7   | .429  | 2-2  | 1.000 | 0-1-1 | 3  | 6 | 2  | 0   | 2  | 13  |
| at Tennessee*    | *33 | 4-8  | .500 | 2-4   | .500  | 0-1  | .000  | 0-0-0 | 4  | 2 | 1  | 0   | 1  | 10  |
| Florida*         | *29 | 3-31 | .000 | 0-0   | .000  | 0-0  | .000  | 0-0-0 | 5  | 3 | 0  | 0   | 0  | 6   |
| at Miss. St.*    | *29 | 5-9  | .556 | 1-4   | .250  | 6-7  | .857  | 0-0-0 | 4  | 2 | 1  | 0   | 0  | 17  |
| at Arkansas*     | *38 | 5-11 | .455 | 1-6   | .167  | 1-1  | 1.000 | 0-1-1 | 3  | 1 | 2  | 0   | 0  | 12  |
| Alabama*         | *31 | 0-2  | .000 | 0-2   | .000  | 5-5  | 1.000 | 0-0-0 | 1  | 1 | 1  | 0   | 2  | 5   |
| Georgia*         | *31 | 3-5  | .600 | 2-4   | .500  | 4-6  | .667  | 0-2-2 | 2  | 4 | 2  | 0   | 2  | 12  |
| at S. Carolina*  | *36 | 5-9  | .556 | 0-3   | .000  | 2-2  | 1.000 | 2-2-4 | 2  | 3 | 2  | 0   | 1  | 12  |
| at LSU*          | *35 | 6-15 | .400 | 1-6   | .167  | 3-4  | .750  | 0-1-1 | 5  | 2 | 1  | 0   | 2  | 16  |
| Kentucky*        | *35 | 3-10 | .300 | 1-4   | .250  | 2-2  | 1.000 | 1-5-6 | 4  | 1 | 0  | 0   | 0  | 9   |
| Miss. St.*       | *32 | 3-9  | .333 | 2-7   | .286  | 2-4  | .500  | 0-1-1 | 5  | 2 | 4  | 0   | 0  | 10  |
| at Florida*      | *31 | 6-11 | .545 | 5-8   | .625  | 0-0  | .000  | 0-1-1 | 2  | 1 | 1  | 0   | 1  | 17  |
| Vanderbilt*      | *34 | 3-10 | .300 | 1-7   | .143  | 0-0  | .000  | 1-1-2 | 3  | 5 | 0  | 0   | 1  | 7   |
| S. Carolina*     | *17 | 4-5  | .800 | 3-3   | 1.000 | 3-4  | .750  | 0-1-1 | 4  | 4 | 0  | 0   | 0  | 14  |
| at Alabama*      | *30 | 1-11 | .091 | 1-9   | .111  | 1-2  | .500  | 0-2-2 | 0  | 2 | 1  | 0   | 1  | 4   |
| Tennessee*       | *29 | 5-10 | .500 | 5-8   | .625  | 2-2  | 1.000 | 0-3-3 | 1  | 2 | 0  | 0   | 2  | 17  |
| at Texas A&M*    | *32 | 2-6  | .333 | 1-4   | .250  | 0-0  | .000  | 0-1-1 | 1  | 4 | 3  | 0   | 0  | 5   |
| vs. S. Carolina  | *31 | 1-10 | .100 | 1-5   | .200  | 1-2  | .500  | 0-0-0 | 1  | 2 | 1  | 0   | 1  | 4   |

## SHAMSID-DEEN'S CAREER STATS

| Year    | GP-GS | Min-Avg  | FG-FGA | Pct  | 3FG-A  | Pct  | FT-FTA | Pct  | Off-Def-Tot-Avg | PF | FO | Ast | TO | Blk | Stl | Pts | Avg |
|---------|-------|----------|--------|------|--------|------|--------|------|-----------------|----|----|-----|----|-----|-----|-----|-----|
| 2013-14 | 30-30 | 880-29.3 | 97-238 | .408 | 43-130 | .331 | 47-62  | .758 | 8-36-44-1.5     | 79 | 4  | 86  | 39 | 2   | 25  | 284 | 9.5 |
| TOTALS  | 30-30 | 880-29.3 | 97-238 | .408 | 43-130 | .331 | 47-62  | .758 | 8-36-44-1.5     | 79 | 4  | 86  | 39 | 2   | 25  | 284 | 9.5 |



**C.J.  
Holmes**

**#22**

6-1 • 192  
Junior  
Guard  
Washington, D.C.  
IMG Academy

**2013-14 (SOPHOMORE):** Played in three games off the bench ... Played the final minute against South Carolina ... Played the final minute against Arkansas-Pine Bluff ... Saw his first action of the season against Jacksonville State, scoring his first career points on a layup with 15 seconds left ... Played a total of three minutes in the exhibition season ... Played the final two minutes against Paine and had an assist ... Played the final minute of the 109-67 exhibition win over Victory.

**2012-13 (FRESHMAN):** Walk-on ... Played in three games for a total of five minutes ... Did not record a shot.

**HIGH SCHOOL AND PERSONAL DATA:** Attended IMG Academy his junior and senior years where he averaged 8 points, 2 assists and 2 rebounds as a senior in 2011-12 for coach Vince Walden ... Averaged 5 points off the bench as a junior in 2010-11 ... Played junior varsity for two seasons at Osbourn Park High School in Manassas, Va., under coach Bob Lake ... Full name is Carroll James Holmes ... Born March 9, 1994, in Washington, D.C. ... Majoring in Journalism ... Son of James Holmes, Carolyn Henderson and Will Henderson ... Has three brothers, Chris Holmes, Bryce Henderson and Blake Henderson and three sisters, Christian Holmes, Lissette Henderson and Ariane Henderson Cooper.

**2013-14 Holmes Season & Career Highs**

|   |  |
|---|--|
| <b>Points</b>                             | <b>Free Throws</b>                         |
| Season 2, vs. Jacksonville St. (11/19/13) | Season --                                  |
| Career 2, vs. Jacksonville St. (11/19/13) | Career --                                  |
| <b>Rebounds</b>                           | <b>Free Throws Attempted</b>               |
| Season --                                 | Season --                                  |
| Career --                                 | Career --                                  |
| <b>Field Goals</b>                        | <b>Assists</b>                             |
| Season 1, vs. Jacksonville St. (11/19/13) | Season --                                  |
| Career 1, vs. Jacksonville St. (11/19/13) | Career --                                  |
| <b>Field Goal Attempts</b>                | <b>Steals</b>                              |
| Season 1, vs. Jacksonville St. (11/19/13) | Season --                                  |
| Career 1, vs. Jacksonville St. (11/19/13) | Career --                                  |
| <b>Three-Point Field Goals</b>            | <b>Blocked Shots</b>                       |
| Season --                                 | Season --                                  |
| Career --                                 | Career --                                  |
| <b>Three-Point Attempts</b>               | <b>Minutes Played</b>                      |
| Season --                                 | Season 1, 3x, vs. South Carolina (2/26/14) |
| Career --                                 | Career 3, vs. Grambling State (12/11/12)   |

**2013-14 Holmes Game-by-Game**

| Opponent         | Min | FG-A | Pct. | 3PT-A | Pct. | FT-A | Pct. | O-D-T | PF | A | TO | BLK | ST | PTS |
|------------------|-----|------|------|-------|------|------|------|-------|----|---|----|-----|----|-----|
| Jacksonville St. | 1   | 1-1  | .000 | 0-0   | .000 | 0-0  | .000 | 0-0-0 | 0  | 0 | 0  | 0   | 0  | 2   |
| Ark-Pine Bluff   | 1   | 0-0  | .000 | 0-0   | .000 | 0-0  | .000 | 0-0-0 | 0  | 0 | 0  | 0   | 0  | 0   |
| S. Carolina*     | 1   | 0-0  | .000 | 0-0   | .000 | 0-0  | .000 | 0-0-0 | 0  | 0 | 1  | 0   | 0  | 0   |

**2012-13 Holmes Game-by-Game**

| Opponent       | Min | FG-A | Pct. | 3PT-A | Pct. | FT-A | Pct. | O-D-T | PF | A | TO | BLK | ST | PTS |
|----------------|-----|------|------|-------|------|------|------|-------|----|---|----|-----|----|-----|
| vs. Dayton     | 1   | 0-0  | .000 | 0-0   | .000 | 0-0  | .000 | 0-0-0 | 0  | 0 | 0  | 0   | 0  | 0   |
| Grambling St.  | 3   | 0-0  | .000 | 0-0   | .000 | 0-0  | .000 | 0-0-0 | 0  | 0 | 0  | 0   | 0  | 0   |
| Tennessee Tech | 1   | 0-0  | .000 | 0-0   | .000 | 0-0  | .000 | 0-0-0 | 0  | 0 | 0  | 0   | 0  | 0   |



**Devin  
Waddell**

**#4**

6-5 • 221  
Junior  
Guard/Forward  
Summerfield, N.C.  
Hargrave Military  
Academy

**2013-14 (SOPHOMORE):** Played in 3 games ... Played the final minute at home against South Carolina ... Played the final minute against Arkansas-Pine Bluff ... Saw his first action of the season against Jacksonville State, playing the final minute and committing a foul ... Came off the bench to play a total of 3 minutes in the exhibition season ... Played the final 2 minutes against Paine ... Played the final minute against Victory ... Walked on prior to the season starting.

**HIGH SCHOOL AND PERSONAL DATA:** Played as a post-grad at Hargrave Military Academy (Chatham, Va.) for A.W. Hamilton ... Hargrave went 38-1 and finished the year ranked No. 2 in the country ... Played summer league on the 2012 Greater NC Pro-Am Championship team in Durham, N.C. ... Graduated from Georgetown Prep in North Bethesda, Md., in 2011 ... Played for Dwayne Bryant at Georgetown Prep ... Helped Georgetown to the 2010 Interstate Athletic Conference semifinals ... Attended James B. Dudley High School in Greensboro, N.C., as a freshman and sophomore ... Helped Dudley to back-to-back conference championships and a state semifinal appearance ... Son of Debra Rouse and Jeff Waddell ... Member of Phi Sigma Pi and Gamma Beta Phi honor societies ... Majoring in chemical engineering with a business minor.

**2013-14 Waddell Season & Career Highs**

|                                |  |
|--------------------------------|--|
| <b>Points</b>                  | <b>Free Throws</b>                           |
| Season --                      | Season --                                    |
| Career --                      | Career --                                    |
| <b>Rebounds</b>                | <b>Free Throws Attempted</b>                 |
| Season --                      | Season --                                    |
| Career --                      | Career --                                    |
| <b>Field Goals</b>             | <b>Assists</b>                               |
| Season --                      | Season --                                    |
| Career --                      | Career --                                    |
| <b>Field Goal Attempts</b>     | <b>Steals</b>                                |
| Season --                      | Season --                                    |
| Career --                      | Career --                                    |
| <b>Three-Point Field Goals</b> | <b>Blocked Shots</b>                         |
| Season --                      | Season --                                    |
| Career --                      | Career --                                    |
| <b>Three-Point Attempts</b>    | <b>Minutes Played</b>                        |
| Season --                      | Season 1, 2x, vs. Ark.-Pine Bluff (12/30/13) |
| Career --                      | Career 1, 2x, vs. Ark.-Pine Bluff (12/30/13) |

**2013-14 Waddell Game-by-Game**

| Opponent         | Min | FG-A | Pct. | 3PT-A | Pct. | FT-A | Pct. | O-D-T | PF | A | TO | BLK | ST | PTS |
|------------------|-----|------|------|-------|------|------|------|-------|----|---|----|-----|----|-----|
| Jacksonville St. | 1   | 0-0  | .000 | 0-0   | .000 | 0-0  | .000 | 0-0-0 | 1  | 0 | 0  | 0   | 0  | 0   |
| Ark-Pine Bluff   | 1   | 0-0  | .000 | 0-0   | .000 | 0-0  | .000 | 0-0-0 | 0  | 0 | 0  | 0   | 0  | 0   |
| S. Carolina*     | 1   | 0-0  | .000 | 0-0   | .000 | 0-0  | .000 | 0-0-0 | 0  | 0 | 0  | 0   | 0  | 0   |





**TJ**  
**Lang**

**#23**

6-7 • 193  
Freshman  
Guard  
Mobile, Ala.  
McGill Toolen HS

**HIGH SCHOOL AND PERSONAL DATA:** Played at McGill-Toolen, averaging 19 points, eight rebounds and three assists as a senior after averaging 17.1 points and 4.9 rebounds per as a junior ... Led the team to a 25-7 record and the South Regional finals as a junior and then led the team to an appearance in the Class 6A, Area 2 championship game as a senior as the team went 19-10 ... Named to the AWSA Class 6A Second Team as a senior after being a First Team selection as a junior ... Mobile Press-Register Coastal Alabama Player of the Year as a junior ... Son of Antonio and Lekeshia Lang ... Has a brother, Alan ... Father played at Duke from 1990-94, winning the 1991 and 1992 National Championship ... Also played in the NBA for the Phoenix Suns and Cleveland Cavaliers as well as overseas.



**Jack**  
**Purchase**

**#24**

6-8 • 198  
Freshman  
Forward  
Melbourne, Australia  
Carey Grammer

**HIGH SCHOOL AND PERSONAL DATA:** Played for the Melbourne Tigers ... Averaged 21.3 points, 8.7 rebounds and 5.8 assists ... Hit 47.8 percent of his 3-pointers ... Has also competed for the Australian U17 National Team and he was named the Grand Final MVP of the BIG V's under 23 league last season ... Won a silver medal with the U17 National Team at the 2012 FIBA U17 World Championships in Kaunas, Lithuania, averaging 4.8 points per game, 2.0 rebounds per game and 2.0 assists per game ... Has played with the U20 state team ... Son of Nigel and Simone Purchase ... Has two sisters, Lucy and Grace ... Father played 10 years in the Australian NBL for the Melbourne Tigers ... Majoring in liberal arts (undeclared).



**Patrick**  
**Keim**

**#3**

6-2 • 186  
Freshman  
Guard  
Birmingham, Ala.  
Mountain Brook HS

**HIGH SCHOOL AND PERSONAL DATA:** Played at Mountain Brook High School for coach Bucky McMillan ... Averaged 9.0 points, 3.8 assists and 1.8 steals per game while shooting 50 percent from 3-point range ... Four-year starter and was the winningest player in the class of 2014 in Alabama 6A ... 111 wins are the most in Mountain Brook history ... Back-to-back 6A titles (2013 and 2014) ... Three-time team captain ... 2014 ASWA Boys All-State Second Team ... 2014 Over the Mountain Boys Athlete of the Year ... 2014 Birmingham News South Basketball Player of the Year ... 2014 6A Northeast Region All-Tournament Team ... 2014 6A AHSAA Final Four All-Tournament Team ... Birmingham Tip-off Club Player of the Week (March 1, 2014) ... Three-time 6A Area 11 All-Tournament Team selection (2012, 2013 and 2014) ... 2013 6A Area 11 Tournament MVP ... 2013-2014 US Marines Distinguished Athlete Award ... Son of Bryan and Kelly Keim ... Has two brothers, Bobby and Austin ... Parents and brother, Bobby, are all Auburn graduates and brother Austin is a senior ... Majoring in pre-engineering.





Bruce Pearl is a proven winner. In 19 seasons as a head coach he has never had a losing season. He has also guided his team to the NCAA Tournament 17 times. And when he's not winning basketball games, he's winning the hearts of a fan base badly wanting a winner.

In the month following Auburn's hiring of Pearl, deposits towards Auburn general public season tickets were up 258 percent over the previous season from the same point while donations towards scholarship ticket were up 560 percent in that same time period. All this for a man that has

a .700 (231-99) winning percentage at the Division I level and a .761 (462-145) winning percentage overall.

"Tremendous hire by Jay Jacobs," ESPN Basketball Insider Jeff Goodman said the day Pearl was hired. "He is a proven winner – and it's just a matter of time before he makes Auburn relevant nationally in basketball. He is one of those rare guys that can both coach and recruit – and get his guys to play hard on a consistent basis. This is the ultimate home run hire."

Heading into the 2014-15 season, Pearl is one of just 10 current head coaches at a Division I school with a minimum of 10 years of experience and no losing seasons. The top three on that list – Jim Boheim of Syracuse (38 years), Roy Williams of North Carolina (26) and Tom Izzo of Michigan State (19) – have all led their teams to National Championships, something else Pearl did as he led Southern Indiana to the NCAA Division II Championship game in back-to-back seasons, winning it all in 1995.

Pearl's impact on the Auburn community has been apparent since the day he was hired on March 18, 2014. A crowd in excess of 3,000 fans, half of which were students, showed up to Pearl's press conference in Auburn Arena, for which Pearl bought the students pizza. Ever since he has been visible throughout the Auburn campus, showing up on the concourse in a dunk tank as part of a fraternity fundraiser and returning two weeks later alongside football coach Gus Malzahn, women's basketball coach Terri Williams-Flournoy, baseball coach Sunny Golloway and university president Dr. Jay Gogue encouraging students to 'Crush Finals.' He also regularly eats meals amongst the students on campus, engaging himself unlike any other coach or staff member on Auburn's campus.

"Bruce Pearl is a great hire for Auburn," ESPN's Jay Bilas said. "He will bring an energy and enthusiasm to the program that will be contagious, and he's a truly outstanding coach. Pearl has the goods, and he can really sell them too."

Pearl's 19 years of coaching experience covers three stops. He began his head coaching career with a nine-year stay at Southern Indiana, taking the program to the tournament each season, going 231-46 (.834) from 1992-2001. From there he made the move to Wisconsin-Milwaukee, taking the Panthers to the NIT once and the NCAA Tournament twice, including a 2005 Sweet 16 appearance. After compiling an 86-38 (.694) record at UW-Milwaukee, Tennessee tabbed him as its leader in 2005 and he responded by taking the program to six straight NCAA Tournament appearances, two Sweet Sixteens (2007, 2008) and the 2010 Elite Eight, which was the most successful six-year run in Volunteers history.

During Pearl's stay at Tennessee, the Volunteers topped the 20-win mark five times and was the SEC's winningest program during his six seasons, winning the 2008 SEC regular season SEC Championship, the 2006, 2008 and 2009 SEC Eastern Division titles and earned the school's first-ever No. 1 national ranking. From 2006-11, Tennessee went 65-31 (.677) in league play, better than every team in the conference during that time period.

Pearl's preferred style of play, a high-scoring, pressure-type scheme, has proven to be very exciting and very successful throughout the years. His teams have led their conference in scoring 16 of the 19 years that he has been a head coach.

## Bruce Pearl

Head Coach

First Season at Auburn

20th Season Overall • 462-145 (.761)

His Tennessee squads were the SEC's scoring champion in four of his seasons on Rocky Top, averaging 77.4 points per game while allowing 70.5 ppg. At the Division I level, his teams have topped the 100-point mark 14 times, including a high of 124 in 2009 as well as 121 points in the 2007 NCAA Tournament. In his second year as coach at Southern Indiana the team averaged 101.7 ppg. Twice he has coached the league's leading scorer in UW-Milwaukee's Dylan Page in 2004 (20.9 ppg) and Tennessee's Chris Lofton in 2007 (20.8 ppg).

"(Pearl) has taken down a lot of high-flying teams as the coach at Tennessee," ESPN.com's Pat Forde wrote in March 2010. "Playing his Volunteers is hazardous to your ranking."

During Pearl's stay at Tennessee, he attracted outstanding players to Knoxville. Wayne Chism was Pearl's first marquee signee at Tennessee. The Volunteers went 104-38 during Chism's four-year career, and he walked off the court in 2010 as the school's all-time leader in games played and wins. Chism also appeared in more NCAA Tournament games and logged more wins in the "Big Dance" than any Vol in history.

But perhaps more important is the fact that Chism extended a trend that followed Pearl throughout his stay at Tennessee. Every player that played four years for Pearl at Tennessee earned their college degree.

Boasting a .700 winning percentage over 10 Division I seasons, Pearl has done it against some of the toughest schedules in America. Tennessee sought out non-conference matchups with the most prominent teams and players on the collegiate landscape. During his stay at Tennessee the Volunteers defeated Kevin Durant and Texas, Derrick Rose and Memphis, Greg Monroe and Georgetown, Matt Bouldin and Gonzaga, Sherron Collins and Luke Aldrich of Kansas and Ohio State with National Player of the Year Evan Turner. That's in addition to logging SEC wins against future NBA standouts such as Ronnie Brewer, Glen Davis, Joakim Noah, Rajon Rondo and John Wall.

Playing such a difficult schedule led to an average year-end RPI of 17 as well as three top-five seeds in the NCAA Tournament. Twice Tennessee landed in the top 10 in the final national rankings, with a high of No. 5 after logging a school-record 31 wins in 2007-08.

Tennessee's on-court success never came at the expense of academics. Tennessee had 31 SEC Academic Honor Roll selections under Pearl and nine members of the 2006-07 squad earned SEC Academic Honor Roll recognition.

"You can't serve unless you are called upon."

That has been an oft-quoted Pearl mantra throughout his time at Tennessee and has been carried over to his early days at Auburn. An ambassador for the university, Pearl's selfless community service work and generous stewardship made him one of the most influential public figures in the state of Tennessee. He was named "Knoxvillian of the Year" by Knoxville Metro Pulse in 2008 and also received the prestigious "Knoxville Award" in 2010. The UT basketball program also earned the UT Men's Community Outreach Team Award twice in his six seasons.

Pearl realized a lifelong dream in the summer of 2008 when his country called upon him to serve as head coach of Maccabi USA's open men's basketball team at the 18th World Maccabiah Games in Israel. He led the American squad to the gold medal for just the third time in 24 years, toppling favored Israel in the title game.

The Maccabiah gold marked Pearl's 16th championship during his head coaching



# Bruce Pearl

- 2008 SEC Co-Coach of the Year •
- 2008 Rupp Cup Co-winner •
- 2006 & 2008 AP SEC Coach of the Year •
- 2006 Basketball Times, CBSsportsline, Sporting News National Coach of the Year •

**Bruce Pearl's teams have led their conference in scoring 16 of the 19 years that he has been a head coach. His squads were the SEC's scoring champion in four of his six seasons at Tennessee, averaging 77.4 ppg while allowing 70.5 ppg.**

**SEC's third-winningest active coach by percentage [min. 5 years]**

|                    |             |                 |
|--------------------|-------------|-----------------|
| John Calipari      | .804        | (152-37)        |
| Billy Donoran      | .727        | (451-169)       |
| <b>Bruce Pearl</b> | <b>.703</b> | <b>(145-61)</b> |
| Andy Kennedy       | .629        | (171-101)       |
| Kevin Stallings    | .603        | (292-192)       |

**SEC second-winningest in regular season SEC games among active coaches by percentage [min. 5 years]**

|                    |             |              |
|--------------------|-------------|--------------|
| John Calipari      | .762        | 64-20        |
| <b>Bruce Pearl</b> | <b>.677</b> | <b>65-31</b> |
| Billy Donoran      | .658        | 192-100      |
| Andy Kennedy       | .508        | 67-65        |

**One of just 10 current head coach in Division I with a minimum of 10 years of experience and no losing seasons**

| Coach              | School                     | Years     |
|--------------------|----------------------------|-----------|
| Jim Boheim         | Syracuse                   | 38        |
| Roy Williams       | Kansas/North Carolina      | 26        |
| Tom Izzo           | Michigan State             | 19        |
| Bo Ryan            | Milwaukee/Wisconsin        | 15        |
| Mark Few           | Gonzaga                    | 15        |
| Thad Matta         | Butler/Xavier/Ohio State   | 14        |
| John Thompson III  | Princeton/Georgetown       | 14        |
| Mike Anderson      | UAB/Missouri/Arkansas      | 12        |
| Jamie Dixon        | Pittsburgh                 | 11        |
| <b>Bruce Pearl</b> | <b>Milwaukee/Tennessee</b> | <b>10</b> |

**Bruce Pearl has a record of .625 or better against 10 Southeastern Conference foes**

| School      | Rec. | School    | Rec. |
|-------------|------|-----------|------|
| S. Carolina | 12-2 | Alabama   | 5-3  |
| Georgia     | 10-3 | Arkansas  | 5-3  |
| Vanderbilt  | 8-4  | LSU       | 5-3  |
| Florida     | 8-5  | Kentucky  | 4-9  |
| Auburn      | 5-2  | Missouri  | 0-1  |
| Miss. State | 5-2  | Tennessee | N/A  |
| Ole Miss    | 5-2  | Texas A&M | N/A  |

• At the Division I level, Pearl's teams have topped the 100-point mark 14 times, including a high of 124 in 2009 as well as 121 in the 2007 NCAA Tournament. In his second year as a coach at Southern Indiana the team averaged 101.7 ppg.

• Has twice coached a league's leading scorer:  
Dylan Page, UWM, 20.9 ppg - 2004  
Chris Lofton, UT, 20.8 ppg - 2007

**Coach Bruce Pearl**

Hometown.....Boston, Mass.  
High School.....Sharon  
Alma Mater ..... Boston College '82

**Coaching History**

2014-Present ..... Auburn - Head Coach  
2005-2011 ..... Tennessee - Head Coach  
2001-2005 ..... Milwaukee - Head Coach  
1992-2001 Southern Indiana - Head Coach

**Coaching Record**

| Year                    | School     | Title      | Rec.           |
|-------------------------|------------|------------|----------------|
| 10-11                   | Tennessee  | Head Coach | 19-15          |
| 09-10                   | Tennessee  | Head Coach | 28-9           |
| 08-09                   | Tennessee  | Head Coach | 21-13          |
| 07-08                   | Tennessee  | Head Coach | 31-5           |
| 06-07                   | Tennessee  | Head Coach | 24-11          |
| 05-06                   | Tennessee  | Head Coach | 22-8           |
| 04-05                   | Milwaukee  | Head Coach | 26-6           |
| 03-04                   | Milwaukee  | Head Coach | 20-11          |
| 02-03                   | Milwaukee  | Head Coach | 24-8           |
| 01-02                   | Milwaukee  | Head Coach | 16-13          |
| 00-01                   | S. Indiana | Head Coach | 26-4           |
| 99-00                   | S. Indiana | Head Coach | 25-6           |
| 98-99                   | S. Indiana | Head Coach | 26-6           |
| 97-98                   | S. Indiana | Head Coach | 27-6           |
| 96-97                   | S. Indiana | Head Coach | 23-5           |
| 95-96                   | S. Indiana | Head Coach | 25-4           |
| 94-95                   | S. Indiana | Head Coach | 29-4           |
| 93-94                   | S. Indiana | Head Coach | 28-4           |
| 92-93                   | S. Indiana | Head Coach | 22-7           |
| 19 Seasons              |            |            | 462-145 (.761) |
| 6 Seasons at Tennessee  |            |            | 145-61 (.704)  |
| 4 Seasons at Milwaukee  |            |            | 86-38 (.694)   |
| 9 Seasons at S. Indiana |            |            | 231-46 (.834)  |
| Division I - 10 Seasons |            |            | 231-99 (.700)  |

17 NCAA Tournament Appearances (26-16)  
10 Sweet Sixteens  
1 Elite Eight

7 Regular-season conference championships  
(4 GLVC, 2 Horizon, 1 SEC)

**Fastest Active Coaches To 400 Wins**

| Coach              | Current School | Games      | Season      | Record         |
|--------------------|----------------|------------|-------------|----------------|
| Roy Williams       | North Carolina | 496        | 15th        | 400-96         |
| <b>Bruce Pearl</b> | <b>Auburn</b>  | <b>509</b> | <b>17th</b> | <b>400-109</b> |





career. In 19 seasons at the collegiate level, his teams have made a remarkable 17 NCAA Tournament appearances and racked up 26 NCAA Tournament wins. Only three times in 19 years has a Pearl-coached team not led its conference in scoring, and his squads have finished either first or second in their respective leagues an astounding 14 times.

Pearl has garnered six National Coach of the Year awards, and his teams have set school records for wins at three different universities (29 at Southern Indiana in 1995, 26 at UW-Milwaukee in 2005 and 31 at Tennessee in 2008). His teams have also won at least 10 games in league play in nine out of his 10 seasons as a Division I head coach.

His NCAA Tournament resume is equally as impressive – as he is one of only seven active head coaches who has led his teams to 10 NCAA Sweet Sixteen appearances. From 2007-2010, Tennessee stood alongside Kansas, Memphis, Michigan State, UNC and Xavier as the only programs in America to reach the Sweet 16 three times.

While Pearl often exults that “it’s all about the players,” some of his most successful pupils direct the praise Pearl’s way.

“When BP first got (to Tennessee), I was just a shooter,” three-time All-America Chris Lofton said. “But by the time I left, he and his staff had made me into a scorer.”

Current Indiana Pacers guard C.J. Watson is one of more than a dozen players Pearl and his staff have developed in NBA contributors.

“Coach Pearl gets all the credit for my success because he turned me into the player I’ve become,” Watson said. “He was the one who got me to attack the basket and allowed me to play more aggressive.”

During the Pearl era, Tennessee played more than 70 games on national television, and a Volunteer appeared on the cover of Sports Illustrated four times. In addition, Tennessee was featured in an ESPN College GameDay matchup four straight seasons.

“Pearl has done a magnificent job of building confidence and belief in his players – and of selling his program to those closest to it – his own students and fans,” Bilas said.

Pearl’s coaching career began at his alma mater, Boston College, as a student assistant coach to the legendary Dr. Tom Davis. After 14 seasons seated to the right of Davis, the 32-year-old Pearl embarked on his own head coaching career. But Pearl’s first break came during his undergraduate career at BC when Davis offered him a position of student assistant in 1978. In 1981, the Eagles won the Big East Conference championship and reached the Sweet Sixteen of the NCAA Tournament. The following season, BC advanced to the Elite Eight.

When Davis moved on to Stanford in 1982, Pearl joined his staff as an assistant coach and then, at the age of 23, was promoted to associate head coach for the Cardinal. While in Palo Alto, Calif., they ended a streak of 20 consecutive losing seasons with a 19-12 overall record in 1983-84, laying the groundwork for a resurgence in Stanford basketball. During that time, they re-cruited four players who were drafted by the NBA, including Todd Lichti, who finished his career as Stanford’s all-time leading scorer with 2,336 career points.

After four seasons on the West Coast, Pearl followed Davis to Iowa in 1986. Over the course of the next six seasons, the Hawkeyes received five NCAA Tournament berths while compiling a 129-63 overall record. In 1987, the Hawkeyes recorded a 30-5 mark and advanced to the Elite Eight before falling to UNLV. And in 1988, Pearl was recognized as one of the top Division I assistants in the country by Basketball Weekly while helping direct the Hawkeyes to the Sweet Sixteen.

His six seasons in Iowa City helped produce 11 NBA draft picks for the Hawkeyes,

including Brad Lohaus, Kevin Gamble, B.J. Armstrong, Roy Marble and Acie Earl.

“From the time I met him he was able to get the most out of me as a player,” Lohaus said. “He understood my personality and knew how to motivate me. He believed in me when others did not.

“He still stays in touch, offering his friendship and advice.”

These 14 seasons with Davis provided Pearl a foundation of basketball knowledge that enabled him to move on to a head coach position.

“I feel like I had a great mentor in Dr. Tom Davis,” Pearl said. “If you’re any good at anything, chances are you had somebody pretty good who taught you how to do it. I had the pleasure of being by his side for 14 years. He was a brilliant defensive strategist. He taught me how to press and how to run, but more than anything else, he taught me how to work with young people, how to be patient, how to be disciplined and how to get the most out of them, even more than they ever dreamed they could have.”

Pearl’s first head coaching opportunity came at Southern Indiana, a Division II school located in Evansville, Ind.

Inheriting a team that had won only 10 games the previous season, Pearl’s first squad at USI posted a 22-7 record and advanced to the NCAA Tournament. That first season was a precursor of things to come for the school. Over the next nine seasons, the Screaming Eagles posted a 231-46 (.834) record and won four Great Lakes Valley Conference championships.

They received NCAA Tournament bids in each of Pearl’s nine seasons and advanced to the Sweet Sixteen six times. USI experienced unparalleled postseason success under Pearl’s guidance. The Screaming Eagles won a national championship in 1995 and finished second in 1994. In nine postseason appearances, USI won 16 NCAA Tournament games.

After winning the national championship in 1995, Pearl was named the National Association of Basketball Coaches (NABC) Division II Coach of the Year. Twice (1993 and 1994) he was named the Great Lakes Valley Conference Coach of the Year, and in 2000, he garnered NABC Great Lakes Region Coach of the Year honors.

Late in the 2000 season, Pearl earned his 200th career win, making him the fastest coach in NCAA history to reach the 200-victory mark at one school. Needing just 240 games, Pearl easily broke the record of 250 that had been held by North Carolina State’s Everett Case.

In Pearl’s four years as head coach at UW-Milwaukee, the Panthers won a pair of Horizon League regular-season titles (2004 and 2005) and two Horizon League Tournament championships (2003 and 2005). They advanced to Division I postseason play for the first time in school history, making two NCAA Tournament appearances (2003 and 2005) and receiving an NIT bid (2004).

In 2005, Pearl led the Panthers to the most successful season in school history. In addition to winning regular season and conference tournament titles, UWM made its’ first-ever appearance in the Sweet Sixteen.

Pearl’s 51-13 (.797) record in Horizon League games gave him the best winning percentage of any coach in league history. He became the second-fastest coach to win 300 career games with a 73-56 win over Loyola Jan. 8, 2005.

A native of Boston, Mass., Pearl received his bachelor’s degree in business administration from Boston College in 1982, graduating cum laude. Pearl has two daughters, Jacqui and Leah, and two sons, Steven and Michael. He is married to the former Brandy Miller of Sevierville, Tenn.





## Bruce Pearl vs. All Teams

| Team                     | Totals | Home | Away | Neutral | First/Last | Team                     | Totals | Home | Away | Neutral | First/Last |
|--------------------------|--------|------|------|---------|------------|--------------------------|--------|------|------|---------|------------|
| Abilene Christian        | 2-0    | 1-0  | --   | 1-0     | 1999/2000  | Minnesota-Duluth         | 1-0    | 1-0  | --   | --      | 1997/1997  |
| Air Force                | 1-1    | 1-0  | 0-1  | --      | 2004/2004  | Mississippi              | 5-2    | 3-0  | 1-2  | 1-0     | 2006/2011  |
| Alabama                  | 5-3    | 1-2  | 2-1  | 2-0     | 2005/2011  | Mississippi State        | 5-2    | 2-1  | 3-0  | 0-1     | 2006/2011  |
| Alabama A&M              | 1-0    | 1-0  | --   | --      | 2005/2005  | Mississippi Valley State | 2-0    | 1-0  | 1-0  | --      | 2002/2002  |
| American                 | 1-0    | --   | --   | 1-0     | 2008/2008  | Missouri                 | 0-1    | --   | 0-1  | --      | 1992/1992  |
| Appalachian State        | 1-0    | 1-0  | --   | --      | 2005/2005  | Missouri-St. Louis       | 9-0    | 4-0  | 5-0  | --      | 1996/2001  |
| Arkansas                 | 5-3    | 3-1  | 1-1  | 1-1     | 2006/2011  | Missouri Southern State  | 1-1    | 1-1  | --   | --      | 1993/2000  |
| Arkansas-Monticello      | 1-0    | 1-0  | --   | --      | 2007/2007  | Missouri State           | 1-0    | 1-0  | --   | --      | 2010/2010  |
| Armstrong State          | 1-0    | 1-0  | --   | --      | 1998/1998  | Montana                  | 1-0    | 1-0  | --   | --      | 2003/2003  |
| Ashland                  | 6-0    | 3-0  | 3-0  | --      | 1993/1995  | Murray State             | 2-0    | 1-0  | --   | 1-0     | 2005/2006  |
| Auburn                   | 5-2    | 3-0  | 1-2  | 1-0     | 2006/2011  | Nebraska-Omaha           | 1-0    | --   | --   | 1-0     | 2001/2001  |
| Austin Peay              | 1-0    | 1-0  | --   | --      | 2009/2009  | New Hampshire            | 2-0    | --   | --   | 2-0     | 1994/1995  |
| Bellarmine               | 19-1   | 10-1 | 7-0  | 2-0     | 1993/2001  | Norfolk State            | 1-0    | --   | --   | 1-0     | 1995/1995  |
| Belmont                  | 3-0    | 3-0  | --   | --      | 2008/2010  | North Carolina           | 0-1    | --   | --   | 0-1     | 2006/2006  |
| Boise State              | 0-1    | --   | 0-1  | --      | 2004/2004  | UNC Asheville            | 3-0    | 3-0  | --   | --      | 2007/2009  |
| Boston College           | 1-0    | --   | --   | 1-0     | 2005/2005  | UNC Wilmington           | 1-0    | --   | --   | 1-0     | 2006/2006  |
| Butler                   | 7-4    | 5-1  | 1-2  | 1-1     | 2002/2008  | North Carolina A&T       | 2-0    | 2-0  | --   | --      | 2007/2009  |
| UC-Riverside             | 1-0    | --   | --   | 1-0     | 1995/1995  | North Carolina State     | 0-1    | --   | 0-1  | --      | 2003/2003  |
| Cal State-Bakersfield    | 0-1    | --   | --   | 0-1     | 1994/1994  | Northern Kentucky        | 15-7   | 7-2  | 4-4  | 4-1     | 1993/2001  |
| Cal State-San Bernardino | 1-0    | --   | --   | 1-0     | 1996/1996  | Northern Michigan        | 0-1    | 0-1  | --   | --      | 1993/1993  |
| Cameron                  | 1-0    | --   | --   | 1-0     | 1994/1994  | Northern State           | 1-0    | --   | --   | 1-0     | 1997/1997  |
| Campbellsville           | 1-0    | 1-0  | --   | --      | 1993/1993  | Northwood                | 1-0    | --   | --   | 1-0     | 1999/1999  |
| Central Oklahoma         | 1-1    | 0-1  | --   | 1-0     | 1995/1997  | Notre Dame               | 0-1    | --   | --   | 0-1     | 2003/2003  |
| Central Washington       | 0-1    | --   | --   | 0-1     | 1999/1999  | Oakland                  | 1-1    | 1-0  | 0-1  | --      | 1997/1997  |
| Charleston               | 1-0    | 1-0  | --   | --      | 1995/1995  | Oakland City             | 4-0    | 4-0  | --   | --      | 1997/2000  |
| Charlotte                | 1-1    | 1-0  | 0-1  | --      | 2010/2010  | Ohio                     | 1-0    | --   | --   | 1-0     | 2010/2010  |
| Chicago State            | 2-0    | 1-0  | 1-0  | --      | 2001/2003  | Ohio State               | 2-2    | 1-0  | 0-1  | 1-1     | 2007/2010  |
| Cleveland State          | 7-1    | 4-0  | 3-1  | --      | 2002/2005  | Oklahoma City            | 1-0    | --   | --   | 1-0     | 1995/1995  |
| Col. of Charleston       | 1-1    | 1-1  | --   | --      | 2009/2010  | Oklahoma State           | 1-2    | --   | --   | 1-2     | 2005/2009  |
| Colorado                 | 0-1    | --   | 0-1  | --      | 2001/2001  | Olivet Nazarene          | 1-0    | 1-0  | --   | --      | 1996/1996  |
| Columbus State           | 1-0    | --   | --   | 1-0     | 1997/1997  | Pikeville                | 1-0    | 1-0  | --   | --      | 1997/1997  |
| Concordia-St. Paul       | 2-0    | 2-0  | --   | --      | 2001/2003  | Pittsburgh               | 1-0    | --   | 1-0  | --      | 2010/2010  |
| Connecticut              | 0-1    | --   | --   | 0-1     | 2011/2011  | Prairie View A&M         | 3-0    | 2-0  | 1-0  | --      | 2003/2007  |
| Coppin State             | 1-0    | 1-0  | --   | --      | 2006/2006  | Puerto Rico-Mayaguez     | 2-0    | --   | --   | --      | 1996/1997  |
| Denver                   | 1-0    | --   | --   | 1-0     | 1996/1996  | Purdue                   | 1-1    | --   | 1-0  | 0-1     | 2005/2009  |
| DePaul                   | 1-0    | --   | --   | 1-0     | 2009/2009  | Purdue-Calumet           | 1-0    | 1-0  | --   | --      | 1995/1995  |
| Detroit                  | 8-2    | 3-1  | 4-1  | 1-0     | 2002/2005  | Quincy                   | 12-3   | 7-0  | 4-2  | 1-1     | 1992/2001  |
| East Carolina            | 1-0    | --   | --   | 1-0     | 2009/2009  | Rice                     | 1-0    | 1-0  | --   | --      | 2004/2004  |
| Eastern Kentucky         | 1-0    | 1-0  | --   | --      | 2005/2005  | Saginaw Valley State     | 1-0    | 1-0  | --   | --      | 1998/1998  |
| East Tennessee State     | 3-0    | 3-0  | --   | --      | 2005/2009  | San Diego State          | 1-0    | --   | --   | 1-0     | 2010/2010  |
| Ferris State             | 2-0    | 2-0  | --   | --      | 1999/2000  | Santa Clara              | 0-1    | --   | 0-1  | --      | 2003/2003  |
| Florida                  | 8-5    | 5-1  | 3-3  | 0-1     | 2006/2011  | Siena                    | 1-0    | --   | --   | 1-0     | 2008/2008  |
| Florida International    | 1-0    | --   | --   | 1-0     | 2002/2002  | South Alabama            | 1-0    | 1-0  | --   | --      | 2006/2006  |
| Florida Tech             | 1-0    | 1-0  | --   | --      | 1997/1997  | South Carolina           | 12-2   | 7-0  | 4-1  | 1-1     | 2006/2011  |
| Fordham                  | 1-0    | --   | --   | 1-0     | 2006/2006  | USC-Spartanburg          | 1-0    | 1-0  | --   | --      | 1996/1996  |
| Georgetown               | 1-0    | --   | --   | 1-0     | 2008/2008  | South Dakota             | 1-0    | --   | --   | 1-0     | 1994/1994  |
| Georgia                  | 10-3   | 6-1  | 4-2  | --      | 2002/2011  | South Dakota State       | 1-0    | 1-0  | --   | --      | 2004/2004  |
| Gonzaga                  | 1-2    | 0-1  | --   | 1-1     | 2007/2009  | Southern Illinois        | 0-2    | 0-1  | 0-1  | --      | 2003/2003  |
| Grace                    | 1-0    | 1-0  | --   | --      | 1995/1995  | SIU Edwardsville         | 16-2   | 10-0 | 6-2  | --      | 1992/2001  |
| Graceland                | 2-0    | 2-0  | --   | --      | 1992/1993  | Southeast Missouri State | 0-1    | --   | --   | 0-1     | 2002/2002  |
| Grand Canyon             | 1-0    | 1-0  | --   | --      | 1992/1992  | Southern Cal             | 0-2    | 0-1  | 0-1  | --      | 2009/2010  |
| Hawaii                   | 1-0    | --   | 1-0  | --      | 2005/2005  | Southwest Baptist        | 1-0    | 1-0  | --   | --      | 1993/1993  |
| Henderson State          | 1-0    | --   | 1-0  | --      | 2000/2000  | Southwest Missouri State | 1-0    | --   | 1-0  | --      | 2002/2002  |
| Hillsdale                | 1-0    | --   | --   | 1-0     | 1994/1995  | St. Francis              | 1-0    | 1-0  | --   | --      | 1997/1997  |
| Huntington               | 1-0    | 1-0  | --   | --      | 2000/2000  | St. Joseph's             | 16-2   | 8-0  | 7-2  | 1-0     | 1993/2001  |
| Idaho State              | 1-0    | --   | --   | 1-0     | 2003/2003  | St. Louis                | 1-0    | --   | 1-0  | --      | 2004/2004  |
| Illinois                 | 0-1    | --   | --   | 0-1     | 2005/2005  | Stonehill                | 1-0    | 1-0  | --   | --      | 1992/1992  |
| Illinois-Chicago         | 6-5    | 5-1  | 1-3  | 0-1     | 2002/2005  | Tampa                    | 1-0    | 1-0  | --   | --      | 1994/1994  |
| Indiana-South Bend       | 1-0    | 1-0  | --   | --      | 1995/1995  | Temple                   | 1-1    | 1-0  | 0-1  | --      | 2007/2008  |
| Indiana State            | 1-0    | --   | --   | 1-0     | 2002/2002  | Tennessee-Chattanooga    | 3-0    | 2-0  | 1-0  | --      | 2007/2010  |
| Indiana Wesleyan         | 1-0    | 1-0  | --   | --      | 1995/1995  | Tennessee-Martin         | 2-0    | 2-0  | --   | --      | 2008/2010  |
| Indiana Tech             | 1-0    | 1-0  | --   | --      | 1992/1992  | Tennessee Tech           | 1-0    | 1-0  | --   | --      | 2006/2006  |
| IUPUI-Fort Wayne         | 17-1   | 10-0 | 7-1  | --      | 1993/2001  | Texas                    | 2-1    | 1-0  | 1-0  | 0-1     | 2005/2007  |
| IUPUI-Indianapolis       | 2-0    | 1-0  | 1-0  | --      | 1994/1994  | Thomas                   | 1-0    | 1-0  | --   | --      | 1998/1998  |
| Indianapolis             | 14-4   | 9-0  | 4-4  | 1-0     | 1993/2001  | Truman State             | 1-0    | 1-0  | --   | --      | 1997/1998  |
| Iowa State               | 0-1    | --   | 0-1  | --      | 2001/2001  | Union                    | 1-0    | 1-0  | --   | --      | 1992/1992  |
| Kansas                   | 1-2    | 1-0  | 0-1  | 0-1     | 2004/2010  | Valparaiso               | 2-2    | 1-0  | 1-2  | --      | 2001/2004  |
| Kentucky                 | 4-9    | 3-3  | 1-5  | 0-1     | 2006/2011  | Vanderbilt               | 8-4    | 5-1  | 3-3  | --      | 2006/2011  |
| Kentucky State           | 5-1    | 3-0  | 2-1  | --      | 1993/1995  | Villanova                | 1-0    | --   | --   | 1-0     | 2007/2007  |
| Kentucky Wesleyan        | 11-16  | 8-2  | 2-12 | 1-2     | 1993/2001  | Virginia                 | 1-0    | --   | --   | 1-0     | 2007/2007  |
| Lemoyne-Owen             | 1-0    | 1-0  | --   | --      | 1999/1999  | Virginia Commonwealth    | 1-0    | --   | --   | 1-0     | 2010/2010  |
| Lewis                    | 15-3   | 10-0 | 4-3  | 1-0     | 1993/2001  | Virginia Tech            | 1-0    | --   | --   | 1-0     | 2001/2001  |
| Lincoln                  | 1-0    | 1-0  | --   | --      | 1999/1999  | Washburn                 | 1-0    | --   | --   | 1-0     | 1994/1994  |
| Lipscomb                 | 1-0    | 1-0  | --   | --      | 2005/2005  | Wayne State              | 2-0    | 1-0  | --   | 1-0     | 1993/1999  |
| Long Beach State         | 1-0    | --   | --   | 1-0     | 2007/2007  | Western Kentucky         | 2-0    | 1-0  | --   | 1-0     | 2006/2007  |
| Louisiana-Lafayette      | 4-0    | 3-0  | 1-0  | --      | 2005/2008  | Western Michigan         | 0-2    | 0-1  | 0-1  | --      | 2001/2001  |
| LSU                      | 5-3    | 2-1  | 2-1  | 1-1     | 2006/2011  | West Virginia            | 1-0    | --   | --   | 1-0     | 2007/2007  |
| Louisville               | 0-2    | --   | 0-1  | 0-1     | 2001/2008  | Wichita State            | 0-1    | --   | --   | 0-1     | 2006/2006  |
| Loyola                   | 8-1    | 4-1  | 4-0  | --      | 2002/2005  | Winona State             | 1-0    | 1-0  | --   | --      | 1994/1994  |
| Maine                    | 1-0    | --   | --   | 1-0     | 2002/2002  | Winthrop                 | 1-0    | --   | --   | 1-0     | 2006/2006  |
| Manhattan                | 1-1    | 0-1  | 1-0  | --      | 2004/2004  | Wisconsin                | 0-4    | 0-1  | 0-3  | --      | 2001/2004  |
| Marquette                | 1-0    | --   | --   | 1-0     | 2008/2008  | Wisconsin-Green Bay      | 6-2    | 4-0  | 2-2  | --      | 2002/2005  |
| Mars Hill                | 1-0    | 1-0  | --   | --      | 1996/1996  | Wisconsin-Parkside       | 16-0   | 10-0 | 6-0  | --      | 1993/2004  |
| Memphis                  | 4-2    | 3-1  | 1-1  | --      | 2006/2011  | Wisconsin-Platteville    | 1-0    | --   | --   | 1-0     | 1995/1995  |
| Michigan                 | 0-1    | --   | --   | 0-1     | 2011/2011  | Wright State             | 8-0    | 4-0  | 4-0  | --      | 2002/2005  |
| Michigan State           | 0-1    | --   | --   | 0-1     | 2010/2010  | Wyoming                  | 1-0    | 1-0  | --   | --      | 2009/2009  |
| Michigan Tech            | 1-0    | --   | --   | 1-0     | 2000/2000  | Xavier                   | 1-0    | --   | 1-0  | --      | 2007/2007  |
| Middle Tennessee         | 5-0    | 3-0  | 2-0  | --      | 2006/2010  | Youngstown State         | 7-1    | 4-0  | 3-1  | --      | 2002/2005  |



## Harris Adler

### Assistant Coach First Season at Auburn

Harris Adler, who coached under Bruce Pearl for the 2009 gold medal winning Maccabi USA Team, is in his first season as an assistant coach at Auburn.

Adler has spent the past 10 seasons at La Salle under John Giannini, managing recruiting, scouting, scheduling and academic progress for the Explorers.

Adler was an instrumental part of La Salle's run to the 2013 Sweet 16 when the team defeated Boise State, Kansas State and Ole Miss during the tournament run. The team also recorded wins over No. 9 Butler, No. 16 VCU and No. 12 Kansas State, finishing third in the Atlantic 10 with 24 wins.

Adler was also a key component to the 2011-12 season in which La Salle won 21 games and reached the NIT, the first postseason appearance for the program in 20 years. The 21 wins were also the team's most since 1990.

Adler played a key role in recruiting nine all-Atlantic 10 players, five Atlantic 10 All-Rookie team selections and two Atlantic 10 Student-Athletes of the Year. Two student-athletes received Academic or Scholar All-America recognition.

Prior to La Salle, Adler served for two years as an assistant coach at the University of Pennsylvania under Fran Dunphy. At UPenn, Adler helped the program to an Ivy League Championship and a NCAA Tournament bid in 2003. During his two seasons at UPenn the program went 39-16 (.709). He assisted in the team's recruiting and scouting and also served as the head coach of the UPenn junior varsity squad, compiling a record of 21-7 (.750).

Previously, Adler was an assistant coach at Centenary College (2001-02), helping the team achieve its first winning season in eight years. He began his basketball coaching career as a graduate assistant at Rowan University (1999-01), where he was part of a coaching staff that led the team to the Division III Sweet 16.

Adler has also gained international head coaching experience leading Maccabi USA teams. He served as the head coach for the Maccabi USA team in the European Maccabi Games in Rome in 2007, leading the team to a bronze medal. In 2006 he led the Maccabi USA Team to a gold medal at the inaugural Australia International Maccabi Games in Sydney with a perfect 7-0 record. He was also an assistant coach alongside Pearl for the gold medal-winning Maccabi USA team at the 18th Maccabiah Games in 2009 and the bronze medal-winning Maccabi USA team in 2005.

Adler holds a master's degree in higher education administration from Rowan University and a bachelor's degree in pharmacy from Philadelphia College of Pharmacy and Science. He is also a licensed pharmacist.



## Tony Jones

### Assistant Coach First Season at Auburn

Tony Jones is in his first year as an assistant coach on Bruce Pearl's Auburn staff and his 11th year alongside Pearl overall. The two spent six years together at Tennessee and four at the University of Wisconsin-Milwaukee, reaching the NCAA Tournament eight times.

A native of Detroit, Mich., Jones' primary responsibilities at Auburn include recruiting, scheduling and working with Auburn's perimeter players.

Jones was the head coach at Alcoa High School for the past two seasons, including guiding the team to a 30-6 record and an appearance in the Class AA state tournament. The PrepXtra Boys' Basketball Coach of the Year, Jones led Alcoa to a regular-season District 4-AA championship and a district tournament title.

Prior to Alcoa Jones was paired up with Pearl for 10 years at Tennessee and Wisconsin-Milwaukee, spending time as an associate head coach at both stops.

Prior to joining UWM he spent five seasons at Toledo and three years at Buffalo. Jones led the Volunteers to five straight Southeastern Conference victories during an eight-game stretch that saw him assume the role of interim head coach in Pearl's absence for the first half of the 2011 league schedule. Jones guided UT to consecutive victories over Vanderbilt, Georgia, LSU, Ole Miss and Auburn. Four of those triumphs came on the road, and two (Vanderbilt and Georgia) came against opponents in the top 50 of the RPI.

At the conclusion of Jones' successful eight-game stint as interim head coach, Tennessee ranked near the top of the SEC in numerous statistical categories during conference play: first in offensive rebounding (16.3); second in scoring defense (62.6), rebounding (40.2), rebounding defense (32.0), rebounding margin (+8.2), assists (14.5) and steals (8.1); and third in assist-to-turnover ratio (1.1).

As associate head coach, Jones' primary responsibilities at Tennessee included recruiting, scheduling and working with the perimeter players. An instrumental force in landing some of the influential players in his team's success, he has made in-roads to signing a number of the top players in the nation. Twice during his tenure at Tennessee, Jones helped the Vols sign recruiting classes ranked among the top 10 in the nation. Those classes have included the likes of first-team All-SEC performer Wayne Chism and Jordan McRae and McDonald's All-Americans and future NBA players Scotty Hopson (Cleveland Cavaliers) and Tobias Harris, a 2011 NBA First Round pick (19th overall).

With Jones helping to build its annual slate of opponents, Tennessee's schedule ranked among the nation's toughest. The Vols faced--and beat--many of the country's premier programs, including teams such as Villanova, Memphis, Gonzaga, Texas, Pitt, Ohio State and Kansas.

Along with such ambitious scheduling--Tennessee's average year-end RPI over his final five seasons was an SEC-best 12.4--comes prominent national exposure, as UT played 74 games on national television.

In his 18 seasons of collegiate coaching, Jones has helped direct his teams to 11 postseason tournament bids, including eight NCAA Tournament appearances. Four times (2005, 2007, 2008 and 2010) he coached teams that appeared in the Sweet 16 of the NCAA Tournament and one (2010) he took a team to the Elite Eight, Tennessee's first-ever appearance in the Regional Finals.

Tennessee experienced unprecedented success during Jones' six years on the bench. Tennessee averaged 24.2 wins and won three SEC Eastern Division cham-



pionships. The 2008 team captured the overall SEC title outright for the first time in 41 years, won a school record 31 games and earned the first No. 1 ranking in school history.

Each of his six seasons at Tennessee resulted in a NCAA Tournament appearance, including three trips to the Sweet 16. Two times Tennessee received a No. 2 seed in the NCAA Tournament - the highest in school history.

After helping sign a class that was ranked sixth nationally in 2006, Jones was named one of the top recruiters in the nation by Rivals.com. In 2007, Rivals.com ranked Jones as one of the top-five assistant coaches in the nation.

Jones got his first taste of coaching at his alma mater, Detroit Southwestern High School, where he served as an assistant varsity coach while also serving as head junior varsity coach from 1986-91. During this time he coached future NBA stars Jalen Rose, Howard Eisley and Voshon Lenard, leading them to the mythical USA TODAY national title in 1991. He also served as head coach of Team AAU Michigan for three years (1991-93), posting a 35-1 record and capturing two AAU state championships.

Jones was an All-City star at Southwestern and went on to earn All-Conference honors at Fisk University in Nashville, Tenn. He earned a bachelor's degree in health care administration from Concordia (Mich.) University.

Jones and his wife, Pam, have four children - Tony II, Jamaal, Mercedes and Porscha. His brother, Bill, is a former member of the NBA's New Jersey Nets.



## Chuck Person

### Assistant Coach First Season at Auburn

The most prolific scorer in Auburn basketball history, Chuck Person is in his first season as an assistant coach on Bruce Pearl's staff at Auburn.

Person was a four-year letter winner at Auburn from 1982-86, helping the team to the first three NCAA Tournament appearances in school history (1984, '85, '86), including a trip to the Elite Eight in 1986. He also helped Auburn win the 1985 SEC Tournament, for which he was named Tournament MVP as Auburn was the first league school to win four games in four days.

Person, who played alongside fellow Auburn greats Charles Barkley and Chris Morris, is the all-time scoring leader in Auburn history, with 2,311 points in 126 games for an 18.3 ppg mark, which is sixth all-time in school history. He is also the school record-holder for field goals made (1,017) and field goals attempted (1,899) and is third in total rebounds (940).

Person was a two-time All-American (1985, 1986), a three-time First Team All-SEC selection and was selected to ESPN's SEC Silver Anniversary Team. Nicknamed "The Rifleman", he had his No. 45 jersey retired at Auburn on Feb. 18, 2006.

A native of Brantley, Ala., Person was the fourth overall pick by the Indiana Pacers in the 1986 NBA Draft. He played for five different teams during his 13-year career, averaging 14.7 ppg on 45.8 percent shooting, including 36.2 from 3-point range. In 1987 he was named the NBA Rookie of the Year while averaging 18.8 ppg for the Pacers.

Person would play six years in Indiana, two in Minnesota, three in San Antonio and one each in Charlotte and Seattle, advancing to the playoffs eight times.

Following his NBA playing career, Person began his career in coaching with the Cleveland Cavaliers in 2000. From 2004-2013 he worked on the bench for the Pacers, Sacramento Kings and Los Angeles Lakers, helping the Lakers win a NBA Championship in 2010.

Person played for and coached under some of the greatest coaches in NBA history in Jack Ramsay, Gregg Popovich, Rick Carlisle and Phil Jackson. While working with Jackson and the Lakers, he helped NBA stars Kobe Bryant and Pau Gasol win the 2010 NBA Championship. Person was also teammates with such Hall of Fame players as David Robinson, Reggie Miller, Moses Malone and Gary Payton as well as future Hall of Famer Tim Duncan of the San Antonio Spurs.

Person spent the 2013-14 season as an associate head coach for the Jeonju KCC Egis in the Korean Basketball League.

Person is married to Carmen and together they have six children: Millicent, Tiffany, Niketta, Raven, Jasmine and Chuck, Jr. He is currently in the process of completing his undergraduate degree.





Todd Golden is in his first year as the Director of Basketball Operations for Bruce Pearl and Auburn basketball.

Golden spent the past season as an assistant coach at Columbia, helping the Lions to a 21-13 mark and a spot in the Collegeinsiders.com Tournament. During his one season on the court he worked on Columbia's defense, which held its opponents to 63.3 points per game, second-best in the Ivy League and 31st nationally. Prior to his work on the court he was the Director of Basketball Operations for the 2012-13 season.

## Todd Golden

**Director of Basketball Operations  
First Season at Auburn**

Golden played at Saint Mary's, graduating in 2007. While playing for the Gaels they made a pair of trips to the NCAA Tournament, becoming one of just six players in program history to play in the "Big Dance" twice in his career. In his senior year he was second in the nation with a 3.68 assist to turnover ratio and led the West Coast Conference in three's (31) and was second in the league with a .574 three-point field goal percentage. Golden, a lone captain of the 2007-08 squad, finished his

career as Saint Mary's all-time leader in free-throw percentage (.852) and ranks eighth with 269 career assists.

After earning his undergraduate degree in Business Administration from Saint Mary's, Golden played two years professionally for Maccabi Haifa in Israel's top division. In 2009 he was co-captain of the USA Open Team, coached by Pearl, that took the gold at the Maccabiah Games.



Chad Prewett joined the Auburn basketball staff in June 2014. Prewett comes from Lee-Scott Academy in Auburn and takes on the role of Special Assistant to the Head Coach.

Prewett joined the staff at Lee-Scott Academy in 2007 as both the boys and girls basketball and track coach. He led the varsity boys basketball team to the 2012 AISA State Championship, a runner-up finish in 2011 and the Final Four in 2009 and 2010. Over the years the Lee-Scott boys team's went 139-31. On the girls side he led the program to four AISA State Championships (2009, 2011, 2012, 2013), a runner-up finish in 2014 and the Final Four in 2008 and 2010. Five times he was named the AISA All-Star Game Coach, he was the 2009 AISA Coach of the Year and the OA News Coach of the Year four times (2012 - boys; 2008, 2009, 2011 - girls). He also coached the AISA Track State Champions in 2009, 2010 and 2011.

## Chad Prewett

**Special Assistant to the Head Coach  
First Season at Auburn**

"It is an amazing opportunity when you combine Coach Pearl and what he has done with the college that I have been a fan of my whole life. It's

just perfect," Prewett said.

"(My family and I) have been here for seven years and we are rooted here. Combine that with the opportunity to be with one of the greatest coaches ever and I'm pretty excited about the opportunity."

Prior to his stay at Lee-Scott Prewett was the varsity boys basketball and track coach at Faith Academy in Mobile from 2004-07. He led the boys basketball team to the 2006 AISA State Championship, the 2005 Final Four and was the 2006 AISA All-Star Game Coach and Coach of the Year. He led Faith Academy to a 63-21 record. Prewett started his coaching career at Escambia Academy. From 1995-2004 he was a coach for the basketball, football, golf and track teams and added the title of Athletics Director from 1998-04. Escambia was awarded the AISA Chairman's Award for Outstanding Program in 1998, 1999 and 2000.

Prewett earned a bachelor's of science from Troy State University in 1994 in health, physical education and recreation and a Master's degree in Foundations of Education in 2000. He and his wife Tonya have three daughters: Madison, Malory and Mary Mykal.



## Damon Davis

Strength & Conditioning Coach

Damon Davis is in his third season as the strength and conditioning coach responsible for the training of men's basketball. In his sixth year at Auburn, he also works with the men's and women's golf teams.

Davis spent the previous four years at Auburn as assistant strength and conditioning coach, the last two with the baseball team.

Davis was an assistant strength and conditioning coach at the University of Iowa from 2004-08, working with baseball, track and field, cross country and softball while assisting all other sports. Prior to that, he was an intern with the Chicago Bulls from 2002-04.

The Petersburg, Ill., native received his bachelor's degree in Exercise Science from Western Illinois in 2003, and is working on his master's degree at Auburn. He is a Certified Strength & Conditioning Specialist with the National Strength and Conditioning Association, is certified by the Collegiate Strength & Conditioning Coaches Association Strength & Conditioning Coach Certified and is certified as a Sports Performance Coach by United States of America Weightlifting.

He is married to the former Yari Schmidt of Rockford, Ill. They have two children, a son, Magnus (7) and a daughter, Nellie Elizabeth (4).



## Steven Pearl

Asst. Strength & Conditioning Coach

Steven Pearl is in his first year on the Auburn coaching staff as an assistant strength and conditioning coach. In his role at Auburn, he also helps plan team practices, works with the team's academics and runs all of the Auburn Basketball camps.

Pearl was a four-year letter-winner for his father, Bruce Pearl, at Tennessee, playing in 101 games from 2007-11. He helped Tennessee to back-to-back SEC East Championships in 2008 and 2009, with the '08 team winning the league by two games over Kentucky and Mississippi State. He also appeared in the NCAA Tournament each year he was a part of the program with the Volunteers advancing to the Sweet 16 in 2007 and 2008 and the Elite 8 in 2010.

Pearl, who was a three-time member of the SEC Academic Honor Roll, graduated from Tennessee with a degree in Marketing and International Business in December 2010. He has also taken classes towards a graduate degree.

Following graduation, Pearl was a medical sales representative for Stryker Corp for three years before joining the Auburn staff.

Pearl played for West High School in Knoxville, Tenn., where he was an all-state and All-PrepXtra selection by the Knoxville News Sentinel. While in high school he led the U.S. Men's Basketball Team to a gold medal at the 2006 Maccabi Games in Sydney, Australia, an accomplishment he would repeat as a gold medal winner in the 2009 Maccabi Games in Israel.

Pearl is single and resides in Auburn.



## Jordan VerHulst

Video Coordinator

Jordan VerHulst joined the Auburn basketball staff in 2014. He joins the program from Memphis as the Video Coordinator. VerHulst was the video coordinator at Memphis from 2009-14. There he broke down upcoming opponents and presented coaches and players scouting reports. He also developed software to create plus-minus reports, shot charts and offensive efficiency.

VerHulst graduated Grand Valley State University in 2008 with a bachelor of arts in business management. He then moved to Memphis where he earned his Master's in Sport Management in 2012.

VerHulst was the assistant varsity basketball coach and the eighth grade head coach for Godwin Heights Public Schools from 2007-09. He also spent time as the media/community relations intern with the Grand Rapids Rampage of the Arena Football League in 2008.

VerHulst and his wife, Julie, have a daughter, Kynlee.



## Jermile Brooks

Athletic Trainer

Jermile Brooks enters his third season as the athletic trainer for the basketball team. He also works with Auburn's golf programs.

Brooks spent the previous four years (2008-12) working at Clemson University with the men's basketball team as an assistant athletic trainer. He also supervised graduate assistants for cross country and track & field.

Brooks was an assistant athletic trainer at his alma mater, College of Charleston, from 2005-08 where he was the primary athletic trainer for men's basketball, equestrian, cross country, track and field, women's golf and cheerleading. He also was rehab coordinator for the Johnson Center Athletic Training Room. He was coordinator of inventory and budgeting of supplies, clinical instructor for student athletic trainers and supervisor of the school's graduate interns.

Brooks worked as a graduate assistant athletic trainer at Clemson from 2001-03 where he worked with baseball and football. In his only season with the baseball team, Clemson went 39-22 and advanced to the NCAA Tournament in the Auburn Regional.

Brooks earned a bachelor's degree in Physical Education from College of Charleston in 2001 and a master's degree in Educational Counseling from Clemson in 2003. He is a nationally certified athletic trainer and is certified through the National Academy of Sports Medicine as a Corrective Exercise Specialist (NASM-CES).

Brooks is married to the former Haley Myers of Birmingham, Ala. They have three sons, Caleb (4), Aiden (2) and Hunter, born Aug. 2014.



**Jay Jacobs**  
*Athletics Director*



**David Benedict**  
*Cheif Operating Officer*



**Keith Bagwell**  
*Dir., Facilities Operations*



**Kathryn Benda**  
*Coordinator, Athletics Events*



**David Clay**  
*Stats Crew*



**Latisha Durroh**  
*Director Community Relations/Spirit*



**Dan Froehlich**  
*Associate Director, Media Relations*



**Robert Gottesman**  
*Scorer's Table Crew*



**Andy Hardin**  
*Replay Technicians*



**Karl Harker**  
*Timeout Coordinator*



**Kathy Harker**  
*Media Relations Administrative Assistant*



**Dianne Harper**  
*Stats Crew*



**Steve Herren**  
*Director, External Services*



**Elynn Hix**  
*Stats Crew*



**Matt Jones**  
*Facilities Coordinator*



**Stephen Lautz**  
*Assistant AD, Compliance*



**John Mitchell**  
*Assistant Director of Video Services*



**Stephen Naughton**  
*Assistant AD, Tickets*



**Bobby Poole**  
*Stats Crew*



**Wade Rackely**  
*Photographer*



**Becky Richardson**  
*Stats Crew*



**Evan Roberts**  
*Media Relations Assistant*



**Jeremy Roberts**  
*Director, Event Management*



**Randy Roberts**  
*Chaplain*



**Kevin Robinson**  
*Scorer's Table Crew*



**Francis Sanda**  
*Official Scorer*



**Keith Walton**  
*Auburn University Public Safety*



**Chick Wade**  
*Scorer's Table Crew*



**Andrew Warnke**  
*Equipment Room Manager*





2013-14 Final Stats  
14-16 Overall (12-6 Home, 2-8 Away, 0-2 Neutral)

| ## | Player              | GP-GS | Min-Avg  | FG-FGA  | Pct     | 3FG-FGA | Pct     | FT-FTA  | Pct   | REBOUNDS |      |      | Avg    | PF-FO | A   | TO  | Blk | Stl  | Pts  | Avg  |
|----|---------------------|-------|----------|---------|---------|---------|---------|---------|-------|----------|------|------|--------|-------|-----|-----|-----|------|------|------|
|    |                     |       |          |         |         |         |         |         |       | Off      | Def  | Tot  |        |       |     |     |     |      |      |      |
| 03 | Denson, Chris       | 30-30 | 960-32.0 | 187-406 | .461    | 22-83   | .265    | 176-268 | .657  | 37       | 93   | 130  | 4.3    | 64-0  | 71  | 54  | 3   | 30   | 572  | 19.1 |
| 01 | Harrell, KT         | 30-30 | 977-32.6 | 174-402 | .433    | 66-184  | .359    | 134-154 | .870  | 20       | 99   | 119  | 4.0    | 77-1  | 64  | 86  | 6   | 24   | 548  | 18.3 |
| 13 | Shamsid-Deen, Tahj  | 30-30 | 880-29.3 | 97-238  | .408    | 43-130  | .331    | 47-62   | .758  | 8        | 36   | 44   | 1.5    | 79-4  | 86  | 39  | 2   | 25   | 284  | 9.5  |
| 02 | Payne, Allen        | 30-29 | 844-28.1 | 86-185  | .465    | 6-29    | .207    | 51-67   | .761  | 51       | 111  | 162  | 5.4    | 66-1  | 51  | 52  | 6   | 37   | 229  | 7.6  |
| 00 | Dixon-Tatum, Asauhn | 30-29 | 674-22.5 | 69-120  | .575    | 0-0     | .000    | 42-63   | .667  | 83       | 97   | 180  | 6.0    | 104-6 | 12  | 42  | 64  | 9    | 180  | 6.0  |
| 32 | Griffin, Chris      | 7-0   | 117-16.7 | 14-40   | .350    | 7-25    | .280    | 5-5     | 1.000 | 5        | 23   | 28   | 4.0    | 8-0   | 3   | 8   | 7   | 4    | 40   | 5.7  |
| 11 | Wade, Dion          | 30-0  | 328-10.9 | 29-92   | .315    | 23-77   | .299    | 10-17   | .588  | 10       | 30   | 40   | 1.3    | 53-2  | 15  | 8   | 8   | 17   | 91   | 3.0  |
| 21 | Canada, Malcolm     | 30-0  | 353-11.8 | 24-67   | .358    | 1-8     | .125    | 36-45   | .800  | 11       | 40   | 51   | 1.7    | 43-2  | 29  | 28  | 2   | 20   | 85   | 2.8  |
| 31 | Griciunas, Benas    | 12-1  | 112-9.3  | 10-26   | .385    | 0-5     | .000    | 4-7     | .571  | 6        | 15   | 21   | 1.8    | 14-0  | 3   | 5   | 5   | 0    | 24   | 2.0  |
| 41 | Atewe, Matthew      | 24-0  | 346-14.4 | 12-27   | .444    | 0-0     | .000    | 13-25   | .520  | 28       | 54   | 82   | 3.4    | 78-6  | 7   | 18  | 26  | 8    | 37   | 1.5  |
| 25 | Granger, Jordon     | 24-1  | 240-10.0 | 12-28   | .429    | 0-1     | .000    | 6-9     | .667  | 16       | 27   | 43   | 1.8    | 34-0  | 4   | 13  | 4   | 2    | 30   | 1.3  |
| 20 | Thompson, Alex      | 21-0  | 163-7.8  | 8-24    | .333    | 4-12    | .333    | 2-8     | .250  | 8        | 24   | 32   | 1.5    | 24-0  | 4   | 8   | 1   | 7    | 22   | 1.0  |
| 22 | Holmes, C.J.        | 3-0   | 3-1.0    | 1-1     | 1.000   | 0-0     | .000    | 0-0     | .000  | 0        | 0    | 0    | 0.0    | 0-0   | 0   | 1   | 0   | 0    | 2    | 0.7  |
| 04 | Waddell, Devin      | 3-0   | 3-1.0    | 0-0     | .000    | 0-0     | .000    | 0-0     | .000  | 0        | 0    | 0    | 0.0    | 1-0   | 0   | 0   | 0   | 0    | 0    | 0.0  |
| TM | TEAM                |       |          |         |         |         |         |         |       | 47       | 43   | 90   | 3.0    | 2     | 1   |     |     |      |      |      |
|    | Total               | 30    | 723-1656 | .437    | 172-554 | .310    | 526-730 | .721    | 330   | 692      | 1022 | 34.1 | 647-22 | 349   | 363 | 134 | 183 | 2144 | 71.5 |      |
|    | Opponents           | 30    | 695-1615 | .430    | 219-566 | .387    | 546-787 | .694    | 343   | 710      | 1053 | 35.1 | 613--  | 417   | 381 | 108 | 174 | 2155 | 71.8 |      |

| Score by Periods | 1st | 2nd  | Totals |
|------------------|-----|------|--------|
| Auburn           | 698 | 1176 | 2144   |
| Opponents        | 947 | 1208 | 2155   |

2013-14 SEC Stats  
6-12 Overall (4-5 Home, 2-7 Away)

| ##  | Player              | GP-GS | Min-Avg  | FG-FGA  | Pct     | 3FG-FGA | Pct     | FT-FTA  | Pct  | REBOUNDS |     |      | Avg    | PF-FO | A   | TO | Blk | Stl  | Pts  | Avg  |
|-----|---------------------|-------|----------|---------|---------|---------|---------|---------|------|----------|-----|------|--------|-------|-----|----|-----|------|------|------|
|     |                     |       |          |         |         |         |         |         |      | Off      | Def | Tot  |        |       |     |    |     |      |      |      |
| 203 | Denson, Chris       | 18-18 | 599-33.3 | 115-265 | .434    | 17-55   | .309    | 102-157 | .650 | 22       | 46  | 68   | 3.8    | 42-0  | 38  | 37 | 2   | 17   | 349  | 19.4 |
| 01  | Harrell, KT         | 18-18 | 612-34.0 | 102-254 | .402    | 37-115  | .322    | 81-94   | .862 | 12       | 62  | 74   | 4.1    | 50-1  | 41  | 53 | 1   | 16   | 322  | 17.9 |
| 13  | Shamsid-Deen, Tahj  | 18-18 | 554-30.8 | 63-147  | .429    | 29-87   | .333    | 33-42   | .786 | 4        | 25  | 29   | 1.6    | 54-4  | 47  | 21 | 0   | 15   | 188  | 10.4 |
| 02  | Payne, Allen        | 18-18 | 508-28.2 | 53-114  | .465    | 5-16    | .313    | 31-39   | .795 | 27       | 60  | 87   | 4.8    | 46-1  | 25  | 38 | 3   | 26   | 142  | 7.9  |
| 00  | Dixon-Tatum, Asauhn | 18-18 | 407-22.6 | 39-70   | .557    | 0-0     | .000    | 27-34   | .794 | 45       | 66  | 111  | 6.2    | 68-5  | 5   | 19 | 33  | 7    | 105  | 5.8  |
| 32  | Griffin, Chris      | 1-0   | 20-20.0  | 1-3     | .333    | 1-3     | .333    | 0-0     | .000 | 4        | 3   | 7    | 7.0    | 2-0   | 1   | 3  | 1   | 0    | 3    | 3.0  |
| 11  | Wade, Dion          | 18-0  | 191-10.6 | 15-57   | .263    | 12-50   | .240    | 5-8     | .625 | 4        | 17  | 21   | 1.2    | 32-1  | 6   | 4  | 8   | 12   | 47   | 2.6  |
| 21  | Canada, Malcolm     | 18-0  | 175-9.7  | 5-23    | .217    | 1-2     | .500    | 16-18   | .889 | 8        | 12  | 20   | 1.1    | 24-2  | 15  | 10 | 1   | 9    | 27   | 1.5  |
| 20  | Thompson, Alex      | 15-0  | 118-7.9  | 8-20    | .400    | 4-9     | .444    | 1-4     | .250 | 5        | 17  | 22   | 1.5    | 17-0  | 3   | 6  | 1   | 7    | 21   | 1.4  |
| 25  | Granger, Jordon     | 14-0  | 137-9.8  | 8-19    | .421    | 0-1     | .000    | 2-5     | .400 | 8        | 13  | 21   | 1.5    | 20-0  | 1   | 7  | 2   | 1    | 18   | 1.3  |
| 41  | Atewe, Matthew      | 18-0  | 275-15.3 | 7-17    | .412    | 0-0     | .000    | 6-13    | .462 | 25       | 39  | 64   | 3.6    | 61-4  | 6   | 15 | 16  | 5    | 20   | 1.1  |
| 04  | Waddell, Devin      | 1-0   | 1-1.0    | 0-0     | .000    | 0-0     | .000    | 0-0     | .000 | 0        | 0   | 0    | 0.0    | 0-0   | 0   | 0  | 0   | 0    | 0    | 0.0  |
| 22  | Holmes, C.J.        | 1-0   | 1-1.0    | 0-0     | .000    | 0-0     | .000    | 0-0     | .000 | 0        | 0   | 0    | 0.0    | 0-0   | 0   | 1  | 0   | 0    | 0    | 0.0  |
| 31  | Griciunas, Benas    | 2-0   | 2-1.0    | 0-0     | .000    | 0-0     | .000    | 0-0     | .000 | 0        | 0   | 0    | 0.0    | 0-0   | 0   | 0  | 0   | 0    | 0    | 0.0  |
| TM  | TEAM                |       |          |         |         |         |         |         |      | 30       | 25  | 55   | 3.1    | 1     | 1   |    |     |      |      |      |
|     | Total               | 18    | 416-989  | .421    | 106-338 | .314    | 304-414 | .734    | 194  | 385      | 579 | 32.2 | 417-18 | 188   | 215 | 68 | 115 | 1242 | 69.0 |      |
|     | Opponents           | 18    | 409-936  | .437    | 118-317 | .372    | 366-510 | .718    | 204  | 436      | 640 | 35.6 | 352--  | 249   | 226 | 73 | 108 | 1302 | 72.3 |      |

2013-14 SEC Tournament Stats

| ## | Player              | GP-GS | Min-Avg | FG-FGA | Pct   | 3FG-FGA | Pct   | FT-FTA | Pct   | REBOUNDS |     |      | Avg  | PF-FO | A  | TO | Blk | Stl | Pts  | Avg  |
|----|---------------------|-------|---------|--------|-------|---------|-------|--------|-------|----------|-----|------|------|-------|----|----|-----|-----|------|------|
|    |                     |       |         |        |       |         |       |        |       | Off      | Def | Tot  |      |       |    |    |     |     |      |      |
| 03 | Denson, Chris       | 1-1   | 30-30.0 | 3-6    | .500  | 0-0     | .000  | 8-10   | .800  | 0        | 2   | 2    | 2.0  | 2-0   | 1  | 3  | 0   | 0   | 14   | 14.0 |
| 01 | Harrell, KT         | 1-1   | 38-38.0 | 4-13   | .308  | 3-8     | .375  | 2-2    | 1.000 | 0        | 5   | 5    | 5.0  | 2-0   | 2  | 3  | 1   | 0   | 13   | 13.0 |
| 02 | Payne, Allen        | 1-1   | 27-27.0 | 4-5    | .800  | 0-0     | .000  | 0-0    | .000  | 2        | 2   | 4    | 4.0  | 4-0   | 1  | 5  | 0   | 1   | 8    | 8.0  |
| 00 | Dixon-Tatum, Asauhn | 1-1   | 24-24.0 | 1-3    | .333  | 0-0     | .000  | 6-7    | .857  | 2        | 1   | 3    | 3.0  | 4-0   | 0  | 2  | 7   | 1   | 8    | 8.0  |
| 21 | Canada, Malcolm     | 1-0   | 9-9.0   | 2-2    | 1.000 | 0-0     | .000  | 0-0    | .000  | 0        | 0   | 0    | 0.0  | 0-0   | 0  | 2  | 0   | 0   | 4    | 4.0  |
| 13 | Shamsid-Deen, Tahj  | 1-1   | 31-31.0 | 1-10   | .100  | 1-5     | .200  | 1-2    | .500  | 0        | 0   | 0    | 0.0  | 1-0   | 2  | 1  | 0   | 1   | 4    | 4.0  |
| 11 | Wade, Dion          | 1-0   | 12-12.0 | 1-3    | .333  | 1-2     | .500  | 0-1    | .000  | 0        | 1   | 1    | 1.0  | 0-0   | 0  | 0  | 0   | 0   | 3    | 3.0  |
| 25 | Granger, Jordon     | 1-0   | 13-13.0 | 0-0    | .000  | 0-0     | .000  | 2-2    | 1.000 | 1        | 1   | 2    | 2.0  | 2-0   | 0  | 0  | 1   | 0   | 2    | 2.0  |
| 41 | Atewe, Matthew      | 1-0   | 7-7.0   | 0-0    | .000  | 0-0     | .000  | 0-0    | .000  | 0        | 1   | 1    | 1.0  | 5-1   | 0  | 0  | 0   | 1   | 0    | 0.0  |
| 20 | Thompson, Alex      | 1-0   | 9-9.0   | 0-0    | .000  | 0-0     | .000  | 0-0    | .000  | 1        | 3   | 4    | 4.0  | 3-0   | 0  | 0  | 0   | 0   | 0    | 0.0  |
| TM | TEAM                |       |         |        |       |         |       |        |       | 2        | 1   | 3    | 3.0  | 0     | 0  |    |     |     |      |      |
|    | Total               | 1     | 16-42   | .381   | 5-15  | .333    | 19-24 | .792   | 8     | 17       | 25  | 25.0 | 23-1 | 6     | 16 | 9  | 4   | 56  | 56.0 |      |
|    | Opponents.....      | 1     | 20-49   | .408   | 11-15 | .733    | 23-30 | .767   | 17    | 22       | 39  | 39.0 | 22-- | 14    | 15 | 3  | 6   | 74  | 74.0 |      |



**2013-14 Results**  
**14-16 Overall (12-6 Home, 2-8 Away, 0-2 Neutral)**

| DATE     | OPPONENT               | SCORE    | ATTEND | HIGH POINTS                          | HIGH REBOUNDS   |
|----------|------------------------|----------|--------|--------------------------------------|---|
| 11/8/13  | NICHOLLS               | W 76-54  | 4196   | (21)Harrell, KT                      | (8)Dixon-Tatum, Asauhn  |
| 11/15/13 | NORTHWESTERN STATE     | 92-111 L | 5823   | (29)Denson, Chris                    | (9)Denson, Chris  |
| 11/19/13 | JACKSONVILLE STATE     | W 78-54  | 4016   | (15)Denson, Chris                    | (7)Dixon-Tatum, Asauhn  |
| 11/23/13 | MURRAY STATE           | W 75-67  | 4171   | (23)Denson, Chris                    | (10)Payne, Allen<br>(10)Harrell, KT                           |
| 11/26/13 | TENNESSEE STATE        | W 78-73  | 4370   | (17)Denson, Chris                    | (6)Payne, Allen   |
| 12/2/13  | % at Iowa State        | 70-99 L  | 13889  | (27)Denson, Chris                    | (8)Denson, Chris  |
| 12/8/13  | ^ vs Illinois          | 62-81 L  | 2259   | (23)Harrell, KT                      | (8)Dixon-Tatum, Asauhn  |
| 12/19/13 | CLEMSON                | W 66-64  | 4938   | (19)Denson, Chris                    | (7)Payne, Allen   |
| 12/22/13 | BOSTON COLLEGE         | W 77-67  | 4622   | (29)Harrell, KT                      | (7)Payne, Allen   |
| 12/30/13 | ARKANSAS-PINE BLUFF    | W 91-59  | 4467   | (19)Harrell, KT                      | (7)Atewe, Matthew   |
| 1/4/14   | FLORIDA A&M            | W 81-50  | 4677   | (22)Harrell, KT                      | (13)Payne, Allen  |
| 1/9/14   | * at Ole Miss          | 62-65 L  | 6355   | (28)Denson, Chris                    | (7)Griffin, Chris<br>(7)Payne, Allen                          |
| 1/11/14  | * MISSOURI             | 68-70 L  | 7181   | (27)Harrell, KT                      | (7)Dixon-Tatum, Asauhn  |
| 1/15/14  | * at Tennessee         | 67-78 L  | 14205  | (24)Denson, Chris                    | (8)Dixon-Tatum, Asauhn  |
| 1/18/14  | * FLORIDA              | 61-68 L  | 8683   | (21)Denson, Chris                    | (6)Payne, Allen   |
| 1/22/14  | * at Mississippi State | 74-82 L  | 7754   | (24)Harrell, KT                      | (13)Dixon-Tatum, Asauhn                                       |
| 1/25/14  | * at Arkansas          | 67-86 L  | 16762  | (18)Denson, Chris                    | (7)Harrell, KT  |
| 1/30/14  | * ALABAMA              | W 74-55  | 9102   | (32)Denson, Chris                    | (11)Harrell, KT   |
| 2/1/14   | * GEORGIA              | W 74-67  | 7168   | (18)Denson, Chris                    | (8)Dixon-Tatum, Asauhn  |
| 2/5/14   | * at South Carolina    | W 79-74  | 8581   | (25)Denson, Chris<br>(25)Harrell, KT | (9)Payne, Allen   |
| 2/8/14   | * at LSU               | 80-87 L  | 10588  | (29)Denson, Chris                    | (7)Dixon-Tatum, Asauhn  |
| 2/12/14  | * KENTUCKY             | 56-64 L  | 7959   | (26)Denson, Chris                    | (13)Atewe, Matthew  |
| 2/15/14  | * MISSISSIPPI STATE    | W 92-82  | 6890   | (30)Denson, Chris                    | (8)Atewe, Matthew   |
| 2/19/14  | * at Florida           | 66-71 L  | 12414  | (17)Shamsid-Deen, Tahj               | (7)Dixon-Tatum, Asauhn  |
| 2/22/14  | * VANDERBILT           | 59-67 L  | 6814   | (13)Denson, Chris<br>(13)Harrell, KT | (9)Dixon-Tatum, Asauhn<br>(9)Payne, Allen                     |
| 2/26/14  | * SOUTH CAROLINA       | W 83-67  | 4434   | (22)Denson, Chris                    | (4)Canada, Malcolm<br>(4)Wade, Dion<br>(4)Dixon-Tatum, Asauhn |
| 3/1/14   | * at Alabama           | 57-73 L  | 13499  | (21)Harrell, KT                      | (11)Dixon-Tatum, Asauhn                                       |
| 3/5/14   | * TENNESSEE            | 54-82 L  | 5304   | (17)Shamsid-Deen, Tahj               | (4)Dixon-Tatum, Asauhn<br>(4)Harrell, KT<br>(4)Atewe, Matthew |
| 3/8/14   | * at Texas A&M         | W 69-64  | 5488   | (20)Harrell, KT                      | (7)Dixon-Tatum, Asauhn<br>(7)Denson, Chris                    |
| 3/12/14  | \$ vs South Carolina   | 56-74 L  | 7132   | (14)Denson, Chris                    | (5)Harrell, KT  |

% = Big XII/SEC Challenge (Ames, Iowa)

^ = Atlanta, Ga. (Philips Arena)

\$ = SEC Tournament (Nashville, Tenn. • Bridgestone Arena)

\* = Conference game

| ATTENDANCE SUMMARY | GAMES | TOTALS  | AVG/GAME |
|--------------------|-------|---------|----------|
| HOME               | 18    | 104,815 | 5,823    |
| AWAY               | 10    | 109,535 | 10,954   |
| NEUTRAL            | 2     | 8,262   | 4,131    |
| TOTAL              | 31    | 222,612 | 7,181    |



**2013-14 Game-By-Game Stats  
Individual Stats  
(Points-Rebounds-Assists)**

| Opponent             | Date     | Score  | WL | Dixon-Tatum | Harrell | Payne   | Denson | Waddell | Wade   | Shamsid-Deen | Thompson | Canada |
|----------------------|----------|--------|----|-------------|---------|---------|--------|---------|--------|--------------|----------|--------|
| NICHOLLS             | 11/8/13  | 76-54  | W  | 8-8-1       | 21-5-1  | 4-2-3   | 20-4-3 | DNP     | 5-6-1  | 5-1-4        | DNP      | 7-5-1  |
| NORTHWESTERN ST.     | 11/15/13 | 92-111 | L  | 6-6-0       | 21-4-4  | 10-8-4  | 29-9-5 | DNP     | 0-1-0  | 9-2-4        | DNP      | 0-2-4  |
| JACKSONVILLE ST.     | 11/19/13 | 78-54  | W  | 9-7-0       | 14-3-0  | 4-6-1   | 15-6-2 | 0-0-0   | 9-1-2  | 4-1-4        | 1-4-1    | 10-3-0 |
| MURRAY STATE         | 11/23/13 | 75-67  | W  | 10-6-0      | 17-10-2 | 7-10-1  | 23-5-3 | DNP     | 3-0-1  | 11-0-2       | DNP      | 2-1-2  |
| TENNESSEE STATE      | 11/26/13 | 78-73  | W  | 7-5-1       | 14-1-0  | 13-6-1  | 17-4-1 | DNP     | 2-1-2  | 16-2-3       | DNP      | 7-1-0  |
| at Iowa State        | 12/2/13  | 70-99  | L  | 2-6-1       | 19-7-0  | 4-3-2   | 27-8-1 | DNP     | 3-2-0  | 6-0-2        | 0-1-0    | 7-3-0  |
| vs Illinois          | 12/8/13  | 62-81  | L  | 7-8-0       | 23-0-2  | 3-4-1   | 8-5-4  | DNP     | 0-1-1  | 13-0-4       | 0-0-0    | 6-4-1  |
| CLEMSON              | 12/19/13 | 66-64  | W  | 4-5-0       | 14-1-2  | 8-7-1   | 19-4-3 | DNP     | 1-3-0  | 5-4-2        | DNP      | 7-3-2  |
| BOSTON COLLEGE       | 12/22/13 | 77-67  | W  | 4-5-3       | 29-2-3  | 2-7-2   | 15-4-4 | DNP     | 3-0-0  | 14-1-1       | DNP      | 0-1-1  |
| ARK.-PINE BLUFF      | 12/30/13 | 91-59  | W  | 6-3-0       | 19-4-3  | 8-5-4   | 17-5-4 | 0-0-0   | 15-2-2 | 9-2-8        | 0-1-0    | 2-3-2  |
| FLORIDA A&M          | 1/4/14   | 81-50  | W  | 4-7-1       | 22-3-4  | 16-13-5 | 19-6-2 | DNP     | 0-1-0  | 0-2-3        | 0-0-0    | 6-5-1  |
| at Ole Miss          | 1/9/14   | 62-65  | L  | 8-6-1       | 11-2-3  | 4-7-1   | 28-5-0 | DNP     | 6-1-4  | 2-3-2        | DNP      | 0-4-1  |
| MISSOURI             | 1/11/14  | 68-70  | L  | 7-7-0       | 27-5-1  | 0-0-0   | 11-2-2 | DNP     | 2-2-0  | 13-1-6       | 8-2-0    | 0-0-0  |
| at Tennessee         | 1/15/14  | 67-78  | L  | 6-8-0       | 15-3-2  | 4-4-2   | 24-3-1 | DNP     | 2-2-0  | 10-0-2       | 3-2-0    | 3-1-0  |
| FLORIDA              | 1/18/14  | 61-68  | L  | 0-2-0       | 18-0-3  | 11-6-1  | 21-2-1 | DNP     | 0-0-0  | 6-0-3        | 2-2-0    | 0-2-0  |
| at Mississippi State | 1/22/14  | 74-82  | L  | 12-13-1     | 24-4-2  | 12-10-1 | 9-2-2  | DNP     | 0-0-0  | 17-0-2       | 0-0-2    | 0-0-1  |
| at Arkansas          | 1/25/14  | 67-86  | L  | 0-6-0       | 17-7-1  | 9-4-2   | 18-2-4 | DNP     | 4-2-0  | 12-1-1       | 0-1-0    | 2-1-0  |
| ALABAMA              | 1/30/14  | 74-55  | W  | 2-3-1       | 23-11-2 | 8-5-2   | 32-7-1 | DNP     | 2-1-0  | 5-0-1        | 1-0-0    | 0-0-1  |
| GEORGIA              | 2/1/14   | 74-67  | W  | 10-8-0      | 16-4-2  | 10-7-0  | 18-2-3 | DNP     | 5-2-0  | 12-2-4       | 0-0-0    | 3-1-2  |
| at South Carolina    | 2/5/14   | 79-74  | W  | 2-4-1       | 25-6-6  | 9-9-2   | 25-3-2 | DNP     | 0-0-1  | 12-4-3       | 0-1-0    | 2-0-1  |
| at LSU               | 2/8/14   | 80-87  | L  | 3-7-0       | 19-3-0  | 0-3-0   | 29-6-2 | DNP     | 6-1-0  | 16-1-2       | 5-4-0    | 2-1-1  |
| KENTUCKY             | 2/12/14  | 56-64  | L  | 0-2-0       | 7-2-0   | 6-3-0   | 26-1-1 | DNP     | 0-1-0  | 9-6-1        | 2-5-0    | 0-0-0  |
| MISSISSIPPI STATE    | 2/15/14  | 92-82  | W  | 4-3-0       | 26-3-2  | 14-1-4  | 30-7-1 | DNP     | 2-0-0  | 10-1-2       | 0-4-1    | 6-2-2  |
| at Florida           | 2/19/14  | 66-71  | L  | 5-7-0       | 14-6-4  | 8-1-1   | 15-3-5 | DNP     | 3-0-0  | 17-1-1       | 0-0-0    | 0-1-0  |
| VANDERBILT           | 2/22/14  | 59-67  | L  | 11-9-0      | 13-4-1  | 11-9-0  | 13-6-3 | DNP     | 0-2-0  | 7-2-5        | 0-0-0    | 0-1-1  |
| SOUTH CAROLINA       | 2/26/14  | 83-67  | W  | 3-4-0       | 11-3-1  | 15-4-3  | 22-2-2 | 0-0-0   | 9-4-1  | 14-1-4       | 0-0-0    | 4-4-3  |
| at Alabama           | 3/1/14   | 57-73  | L  | 8-11-1      | 21-4-4  | 9-6-0   | 6-6-1  | DNP     | 3-2-0  | 4-2-2        | DNP      | 4-1-1  |
| TENNESSEE            | 3/5/14   | 54-82  | L  | 12-4-0      | 15-4-4  | 4-2-4   | 3-2-2  | DNP     | 0-1-0  | 17-3-2       | DNP      | 1-1-0  |
| at Texas A&M         | 3/8/14   | 69-64  | W  | 12-7-0      | 20-3-3  | 8-6-2   | 19-7-5 | DNP     | 3-0-0  | 5-1-4        | 0-1-0    | 0-0-1  |
| vs South Carolina    | 3/12/14  | 56-74  | L  | 8-3-0       | 13-5-2  | 8-4-1   | 14-2-1 | DNP     | 3-1-0  | 4-0-2        | 0-4-0    | 4-0-0  |

| Opponent             | Date     | Score  | WL | Holmes | Granger | Gricianas | Griffin | Atewe  |
|----------------------|----------|--------|----|--------|---------|-----------|---------|--------|
| NICHOLLS             | 11/8/13  | 76-54  | W  | DNP    | 2-2-0   | 4-3-0     | 0-2-0   | DNP    |
| NORTHWESTERN ST.     | 11/15/13 | 92-111 | L  | DNP    | 2-4-1   | 2-2-0     | 13-4-1  | DNP    |
| JACKSONVILLE ST.     | 11/19/13 | 78-54  | W  | 2-0-0  | 2-5-1   | 8-3-1     | DNP     | DNP    |
| MURRAY STATE         | 11/23/13 | 75-67  | W  | DNP    | 0-3-0   | 2-3-0     | DNP     | DNP    |
| TENNESSEE STATE      | 11/26/13 | 78-73  | W  | DNP    | 2-3-0   | 0-2-0     | DNP     | DNP    |
| at Iowa State        | 12/2/13  | 70-99  | L  | DNP    | 0-0-0   | 2-2-0     | DNP     | 0-2-1  |
| vs Illinois          | 12/8/13  | 62-81  | L  | DNP    | 0-2-0   | 2-1-1     | DNP     | DNP    |
| CLEMSON              | 12/19/13 | 66-64  | W  | DNP    | 2-1-0   | 0-0-0     | 3-4-0   | 3-2-0  |
| BOSTON COLLEGE       | 12/22/13 | 77-67  | W  | DNP    | 0-0-1   | 2-0-0     | 5-2-0   | 3-2-0  |
| ARK.-PINE BLUFF      | 12/30/13 | 91-59  | W  | 0-0-0  | DNP     | 2-5-1     | 7-2-0   | 6-7-0  |
| FLORIDA A&M          | 1/4/14   | 81-50  | W  | DNP    | DNP     | DNP       | 9-7-1   | 5-4-0  |
| at Ole Miss          | 1/9/14   | 62-65  | L  | DNP    | DNP     | 0-0-0     | 3-7-1   | 0-2-0  |
| MISSOURI             | 1/11/14  | 68-70  | L  | DNP    | 0-3-0   | 0-0-0     | DNP     | 0-3-0  |
| at Tennessee         | 1/15/14  | 67-78  | L  | DNP    | DNP     | DNP       | DNP     | 0-3-1  |
| FLORIDA              | 1/18/14  | 61-68  | L  | DNP    | DNP     | DNP       | DNP     | 3-5-2  |
| at Mississippi State | 1/22/14  | 74-82  | L  | DNP    | DNP     | DNP       | DNP     | 0-1-0  |
| at Arkansas          | 1/25/14  | 67-86  | L  | DNP    | 3-4-0   | DNP       | DNP     | 2-4-0  |
| ALABAMA              | 1/30/14  | 74-55  | W  | DNP    | 0-0-0   | DNP       | DNP     | 1-6-1  |
| GEORGIA              | 2/1/14   | 74-67  | W  | DNP    | 0-0-0   | DNP       | DNP     | 0-0-0  |
| at South Carolina    | 2/5/14   | 79-74  | W  | DNP    | 4-1-0   | DNP       | DNP     | 0-2-0  |
| at LSU               | 2/8/14   | 80-87  | L  | DNP    | 0-1-0   | DNP       | DNP     | 0-3-1  |
| KENTUCKY             | 2/12/14  | 56-64  | L  | DNP    | 0-0-0   | DNP       | DNP     | 6-13-0 |
| MISSISSIPPI STATE    | 2/15/14  | 92-82  | W  | DNP    | 0-0-0   | DNP       | DNP     | 0-8-1  |
| at Florida           | 2/19/14  | 66-71  | L  | DNP    | 0-0-0   | DNP       | DNP     | 4-1-0  |
| VANDERBILT           | 2/22/14  | 59-67  | L  | DNP    | 2-2-0   | DNP       | DNP     | 2-2-0  |
| SOUTH CAROLINA       | 2/26/14  | 83-67  | W  | 0-0-0  | 5-1-0   | DNP       | DNP     | 0-1-0  |
| at Alabama           | 3/1/14   | 57-73  | L  | DNP    | 2-7-0   | DNP       | DNP     | 0-3-0  |
| TENNESSEE            | 3/5/14   | 54-82  | L  | DNP    | 0-0-0   | DNP       | DNP     | 2-4-0  |
| at Texas A&M         | 3/8/14   | 69-64  | W  | DNP    | 2-2-1   | DNP       | DNP     | 0-3-0  |
| vs South Carolina    | 3/12/14  | 56-74  | L  | DNP    | 2-2-0   | DNP       | DNP     | 0-1-0  |





## 2013-14 GAME-BY-GAME TEAM STATS

| Opponent             | Score | FG-FGA | Pct  | 3FG-3FGA | Pct  | FT-FTA | Pct   | Rebounds    |    | PF | A  | TO | Blk | Stl |
|----------------------|-------|--------|------|----------|------|--------|-------|-------------|----|----|----|----|-----|-----|
|                      |       |        |      |          |      |        |       | Off-Def-Tot |    |    |    |    |     |     |
| Nicholls             | 54    | 19-56  | .339 | 6-24     | .250 | 10-22  | .455  | 15-19-34    | 31 | 11 | 14 | 1  | 3   |     |
| at Auburn            | 76    | 22-46  | .478 | 4-15     | .267 | 28-41  | .683  | 11-28-39    | 19 | 14 | 13 | 7  | 5   |     |
| Northwestern State   | 111   | 36-72  | .500 | 14-27    | .519 | 25-29  | .862  | 11-31-42    | 17 | 20 | 10 | 4  | 7   |     |
| at Auburn            | 92    | 37-81  | .457 | 8-29     | .276 | 10-18  | .556  | 17-26-43    | 24 | 23 | 12 | 5  | 4   |     |
| Jacksonville State   | 54    | 18-52  | .346 | 6-15     | .400 | 12-25  | .500  | 13-20-33    | 21 | 11 | 14 | 4  | 4   |     |
| at Auburn            | 78    | 26-58  | .448 | 3-10     | .300 | 23-31  | .742  | 17-30-47    | 18 | 12 | 9  | 3  | 9   |     |
| Murray State         | 67    | 25-55  | .455 | 7-16     | .438 | 10-21  | .476  | 11-20-31    | 27 | 13 | 11 | 4  | 2   |     |
| at Auburn            | 75    | 24-54  | .444 | 4-18     | .222 | 23-33  | .697  | 14-27-41    | 21 | 11 | 13 | 4  | 5   |     |
| Tennessee State      | 73    | 26-46  | .565 | 9-20     | .450 | 12-24  | .500  | 7-21-28     | 25 | 16 | 14 | 2  | 6   |     |
| at Auburn            | 78    | 23-49  | .469 | 2-13     | .154 | 30-37  | .811  | 8-20-28     | 19 | 8  | 7  | 2  | 7   |     |
| Auburn               | 70    | 22-62  | .355 | 6-23     | .261 | 20-24  | .833  | 7-29-36     | 21 | 7  | 14 | 7  | 4   |     |
| at #17 Iowa State    | 99    | 33-73  | .452 | 13-35    | .371 | 20-25  | .800  | 12-35-47    | 19 | 28 | 9  | 1  | 6   |     |
| Illinois             | 81    | 32-52  | .615 | 12-23    | .522 | 5-5    | 1.000 | 5-22-27     | 19 | 19 | 14 | 1  | 6   |     |
| vs. Auburn           | 62    | 21-52  | .404 | 6-19     | .316 | 14-18  | .778  | 12-14-26    | 10 | 14 | 13 | 1  | 4   |     |
| Clemson              | 64    | 22-50  | .440 | 4-13     | .308 | 16-24  | .667  | 8-24-32     | 19 | 9  | 7  | 4  | 4   |     |
| at Auburn            | 66    | 26-55  | .473 | 4-17     | .235 | 10-19  | .526  | 11-24-35    | 18 | 10 | 10 | 4  | 2   |     |
| Boston College       | 67    | 20-46  | .435 | 7-23     | .304 | 20-29  | .690  | 9-25-34     | 21 | 10 | 13 | 2  | 4   |     |
| at Auburn            | 77    | 25-52  | .481 | 10-22    | .455 | 17-22  | .773  | 5-21-26     | 21 | 15 | 7  | 2  | 4   |     |
| Arkansas-Pine Bluff  | 59    | 21-64  | .328 | 8-20     | .400 | 9-17   | .529  | 16-13-29    | 19 | 11 | 20 | 2  | 12  |     |
| at Auburn            | 91    | 34-52  | .654 | 10-19    | .526 | 13-22  | .591  | 9-32-41     | 17 | 24 | 21 | 12 | 11  |     |
| Florida A&M          | 50    | 14-64  | .219 | 4-18     | .222 | 18-27  | .667  | 15-22-37    | 21 | 6  | 14 | 7  | 6   |     |
| at Auburn            | 81    | 31-64  | .484 | 4-16     | .250 | 15-27  | .556  | 17-39-56    | 19 | 17 | 13 | 10 | 9   |     |
| Auburn               | 62    | 22-56  | .393 | 8-22     | .364 | 10-15  | .667  | 19-21-40    | 20 | 13 | 18 | 5  | 7   |     |
| at Ole Miss          | 65    | 23-53  | .434 | 7-14     | .500 | 12-21  | .571  | 13-17-30    | 13 | 14 | 9  | 7  | 10  |     |
| Missouri             | 70    | 17-52  | .327 | 5-15     | .333 | 31-41  | .756  | 20-24-44    | 23 | 9  | 15 | 5  | 4   |     |
| at Auburn            | 68    | 23-53  | .434 | 8-23     | .348 | 14-26  | .538  | 9-19-28     | 28 | 9  | 10 | 8  | 7   |     |
| Auburn               | 67    | 25-61  | .410 | 8-17     | .471 | 9-14   | .643  | 6-22-28     | 25 | 8  | 12 | 3  | 4   |     |
| at Tennessee         | 78    | 26-51  | .510 | 3-9      | .333 | 23-30  | .767  | 8-34-42     | 16 | 14 | 15 | 2  | 6   |     |
| Florida              | 68    | 21-39  | .538 | 3-9      | .333 | 23-33  | .697  | 7-24-31     | 18 | 10 | 14 | 3  | 11  |     |
| at Auburn            | 61    | 20-46  | .435 | 7-13     | .538 | 14-22  | .636  | 7-16-23     | 25 | 10 | 15 | 2  | 7   |     |
| Auburn               | 74    | 28-58  | .483 | 6-21     | .286 | 12-13  | .923  | 8-24-32     | 30 | 11 | 13 | 3  | 6   |     |
| at Mississippi State | 82    | 22-44  | .500 | 7-18     | .389 | 31-43  | .721  | 4-23-27     | 15 | 16 | 9  | 6  | 3   |     |
| Auburn               | 67    | 21-58  | .362 | 4-19     | .211 | 21-31  | .667  | 9-27-36     | 29 | 8  | 18 | 2  | 6   |     |
| at Arkansas          | 86    | 28-61  | .459 | 8-19     | .421 | 22-30  | .733  | 8-30-38     | 21 | 21 | 12 | 6  | 8   |     |
| Alabama              | 55    | 19-53  | .358 | 3-16     | .188 | 14-20  | .700  | 9-21-30     | 23 | 5  | 13 | 4  | 5   |     |
| at Auburn            | 74    | 25-51  | .490 | 2-12     | .167 | 22-28  | .786  | 9-28-37     | 20 | 9  | 11 | 7  | 6   |     |
| Georgia              | 67    | 21-50  | .420 | 6-16     | .375 | 19-28  | .679  | 14-18-32    | 24 | 12 | 13 | 3  | 7   |     |
| at Auburn            | 74    | 20-43  | .465 | 7-16     | .438 | 27-34  | .794  | 9-19-28     | 20 | 11 | 11 | 5  | 6   |     |
| Auburn               | 79    | 29-55  | .527 | 5-16     | .313 | 16-20  | .800  | 11-21-32    | 20 | 16 | 14 | 3  | 8   |     |
| at South Carolina    | 74    | 27-61  | .443 | 7-17     | .412 | 13-22  | .591  | 16-15-31    | 17 | 17 | 12 | 3  | 5   |     |
| Auburn               | 80    | 29-72  | .403 | 6-23     | .261 | 16-23  | .696  | 14-21-35    | 27 | 6  | 8  | 4  | 9   |     |
| at LSU               | 87    | 26-57  | .456 | 8-21     | .381 | 27-38  | .711  | 13-33-46    | 17 | 18 | 15 | 7  | 5   |     |
| Kentucky             | 64    | 17-55  | .309 | 5-12     | .417 | 25-40  | .625  | 22-27-49    | 18 | 7  | 9  | 3  | 6   |     |
| at Auburn            | 56    | 18-55  | .327 | 2-16     | .125 | 18-24  | .750  | 15-21-36    | 29 | 2  | 8  | 7  | 3   |     |
| Mississippi State    | 82    | 24-50  | .480 | 5-17     | .294 | 29-36  | .806  | 8-18-26     | 31 | 19 | 21 | 1  | 11  |     |
| at Auburn            | 92    | 26-51  | .510 | 3-13     | .231 | 37-41  | .902  | 9-22-31     | 28 | 13 | 18 | 1  | 12  |     |
| Auburn               | 66    | 22-46  | .478 | 10-19    | .526 | 12-17  | .706  | 4-18-22     | 22 | 11 | 9  | 2  | 4   |     |
| at Florida           | 71    | 20-50  | .400 | 8-24     | .333 | 23-28  | .821  | 12-24-36    | 17 | 14 | 9  | 3  | 3   |     |
| Vanderbilt           | 67    | 23-52  | .442 | 11-26    | .423 | 10-17  | .588  | 10-25-35    | 14 | 18 | 11 | 2  | 7   |     |
| at Auburn            | 59    | 21-62  | .339 | 4-24     | .167 | 13-16  | .813  | 17-24-41    | 17 | 10 | 11 | 3  | 8   |     |
| South Carolina       | 67    | 21-52  | .404 | 6-20     | .300 | 19-25  | .760  | 13-23-36    | 30 | 13 | 20 | 2  | 3   |     |
| at Auburn            | 83    | 25-48  | .521 | 8-22     | .364 | 25-35  | .714  | 5-20-25     | 23 | 14 | 11 | 3  | 11  |     |
| Auburn               | 57    | 16-69  | .275 | 5-27     | .185 | 14-21  | .667  | 24-22-46    | 20 | 9  | 12 | 4  | 6   |     |
| at Alabama           | 73    | 24-49  | .490 | 10-18    | .556 | 15-23  | .652  | 8-30-38     | 20 | 13 | 13 | 6  | 6   |     |
| Tennessee            | 82    | 28-58  | .483 | 8-24     | .333 | 18-20  | .900  | 10-33-43    | 17 | 17 | 7  | 5  | 5   |     |
| at Auburn            | 54    | 20-53  | .377 | 6-16     | .375 | 8-14   | .571  | 5-20-25     | 17 | 12 | 7  | 2  | 4   |     |
| Auburn               | 69    | 23-51  | .451 | 7-18     | .389 | 16-20  | .800  | 14-21-35    | 17 | 16 | 9  | 4  | 1   |     |
| at Texas A&M         | 64    | 22-50  | .440 | 8-23     | .348 | 12-15  | .800  | 9-16-25     | 18 | 12 | 9  | 5  | 3   |     |
| South Carolina       | 74    | 20-49  | .408 | 11-15    | .733 | 23-30  | .767  | 17-22-39    | 22 | 14 | 15 | 3  | 6   |     |
| vs. Auburn           | 56    | 16-42  | .381 | 5-15     | .333 | 19-24  | .792  | 8-17-25     | 23 | 6  | 16 | 9  | 4   |     |



2013-14 STARTING LINEUPS

| Date  | Opponent             | W-L | Forward | Forward/Guard | Center      | Guard  | Guard        |
|-------|----------------------|-----|---------|---------------|-------------|--------|--------------|
| 11-8  | Nicholls             | W   | Payne   | Harrell       | Dixon-Tatum | Denson | Shamsid-Deen |
| 11-15 | Northwestern St.     | L   | Payne   | Harrell       | Dixon-Tatum | Denson | Shamsid-Deen |
| 11-19 | Jacksonville State   | W   | Payne   | Harrell       | Dixon-Tatum | Denson | Shamsid-Deen |
| 11-23 | Murray State         | W   | Payne   | Harrell       | Dixon-Tatum | Denson | Shamsid-Deen |
| 11-26 | Tennessee State      | W   | Payne   | Harrell       | Dixon-Tatum | Denson | Shamsid-Deen |
| 12-2  | at Iowa State        | L   | Payne   | Harrell       | Dixon-Tatum | Denson | Shamsid-Deen |
| 12-8  | (1) vs. Illinois     | L   | Granger | Harrell       | Griciunas   | Denson | Shamsid-Deen |
| 12-19 | Clemson              | W   | Payne   | Harrell       | Dixon-Tatum | Denson | Shamsid-Deen |
| 12-22 | Boston College       | W   | Payne   | Harrell       | Dixon-Tatum | Denson | Shamsid-Deen |
| 12-30 | Ark.-Pine Bluff      | W   | Payne   | Harrell       | Dixon-Tatum | Denson | Shamsid-Deen |
| 1-4   | Florida A&M          | W   | Payne   | Harrell       | Dixon-Tatum | Denson | Shamsid-Deen |
| 1-9   | at Ole Miss          | L   | Payne   | Harrell       | Dixon-Tatum | Denson | Shamsid-Deen |
| 1-11  | Missouri             | L   | Payne   | Harrell       | Dixon-Tatum | Denson | Shamsid-Deen |
| 1-15  | at Tennessee         | L   | Payne   | Harrell       | Dixon-Tatum | Denson | Shamsid-Deen |
| 1-18  | Florida              | L   | Payne   | Harrell       | Dixon-Tatum | Denson | Shamsid-Deen |
| 1-22  | at Mississippi State | L   | Payne   | Harrell       | Dixon-Tatum | Denson | Shamsid-Deen |
| 1-25  | at Arkansas          | L   | Payne   | Harrell       | Dixon-Tatum | Denson | Shamsid-Deen |
| 1-30  | Alabama              | W   | Payne   | Harrell       | Dixon-Tatum | Denson | Shamsid-Deen |
| 2-1   | Georgia              | W   | Payne   | Harrell       | Dixon-Tatum | Denson | Shamsid-Deen |
| 2-5   | at South Carolina    | W   | Payne   | Harrell       | Dixon-Tatum | Denson | Shamsid-Deen |
| 2-8   | at LSU               | L   | Payne   | Harrell       | Dixon-Tatum | Denson | Shamsid-Deen |
| 2-12  | Kentucky             | L   | Payne   | Harrell       | Dixon-Tatum | Denson | Shamsid-Deen |
| 2-15  | Mississippi State    | W   | Payne   | Harrell       | Dixon-Tatum | Denson | Shamsid-Deen |
| 2-19  | at Florida           | L   | Payne   | Harrell       | Dixon-Tatum | Denson | Shamsid-Deen |
| 2-22  | Vanderbilt           | L   | Payne   | Harrell       | Dixon-Tatum | Denson | Shamsid-Deen |
| 2-26  | South Carolina       | W   | Payne   | Harrell       | Dixon-Tatum | Denson | Shamsid-Deen |
| 3-1   | at Alabama           | L   | Payne   | Harrell       | Dixon-Tatum | Denson | Shamsid-Deen |
| 3-5   | Tennessee            | L   | Payne   | Harrell       | Dixon-Tatum | Denson | Shamsid-Deen |
| 3-8   | at Texas A&M         | W   | Payne   | Harrell       | Dixon-Tatum | Denson | Shamsid-Deen |
| 3-12  | (2) vs. S. Carolina  | L   | Payne   | Harrell       | Dixon-Tatum | Denson | Shamsid-Deen |

(1) Atlanta, Ga. (Philips Arena); (2) SEC Tournament (Atlanta, Ga. • Georgia Dome)

STARTING LINEUPS

(Dixon-Tatum, Payne, Harrell, Denson, Shamsid-Deen) .... 14-15 (.483)

(Griciunas, Granger, Harrell, Denson, Shamsid-Deen)..... 0-1 (.000)

AUBURN'S RECORD WHEN .....STARTS

|                          |              |
|--------------------------|--------------|
| Chris Denson .....       | 14-16 (.467) |
| KT Harrell.....          | 14-16 (.467) |
| Tahj Shamsid-Deen .....  | 14-16 (.467) |
| Asaahn Dixon-Tatum ..... | 14-15 (.483) |
| Allen Payne.....         | 14-15 (.483) |
| Jordon Granger.....      | 0-1 (.000)   |
| Benas Griciunas.....     | 0-1 (.000)   |

MARGIN OF VICTORY/DEFEAT

|        | 1 | 2 | 3 | 4 | 5 | 6 | 7 | 8 | 9 | 10-15 | 16-19 | 20-24 | 25-29 | 30+ |
|--------|---|---|---|---|---|---|---|---|---|-------|-------|-------|-------|-----|
| Wins   |   | 1 |   |   | 3 |   | 1 | 1 |   | 2     | 2     | 2     |       | 2   |
| Losses |   | 1 | 1 |   | 1 |   | 2 | 3 |   | 1     | 5     |       | 2     |     |



# Chris Denson

#3

6-2 • 181  
Senior  
Guard  
Columbus, Ga.  
Shaw

**2013-14 (Senior):** Starting SG in 30 games ... Averaged 19.1 ppg on .461 shooting in 32.0 mpg ... Became the 34th member of Auburn's 1,000-point club with a free throw at the 3:54 mark of the first half at South Carolina on Feb. 5 ... Finished 23rd on the school's scoring list with 1,190 points ... Also averaged 4.3 rpg, third on the team, and 2.4 apg, 2nd on the team ... Second in the SEC and tied for 43rd nationally in scoring ... 8th in the SEC in field goal percentage ... Team's leading scorer in 19 games ... 19.4 ppg in SEC play was 2nd ... Scored in double figures in 29 of his final 33 games played going back to last season ... Scored 25-or-more points in four straight games (Feb. 5-15) and was the first AU player to do that since Keenan Carpenter did it in 5 straight in 1988-89 ... 176 made free throws and 268 free throw attempts both led the team ... Free throw attempts are a single-season Auburn record, breaking John Mengelt's record of 256 from 1970-71 ... Made free throws were 33 percent of the team's makes and attempts were 37 percent ... 31 percent of his points (176 of 572) came at the free throw line ... 572 points were the most by any Auburn player since Marquis Daniels finished the 2002-03 season with 625 ... 19 points, a team-high 7 rebounds and a team-high 5 assists at Texas A&M ... Team-high 14 points vs. South Carolina in the SEC Tournament ... 22 points on 8-11 shooting (73 pct) vs. South Carolina ... 30 points against Mississippi State, his second 30-point game of the year ... Scored 26 of team's 56 points against Kentucky ... Game-high 29 points and 6 rebounds at LSU ... Scored

19 of his points in the first half when he was 9-12 from the floor ... 25 points at South Carolina, teaming with KT Harrell to score 50 of the team's 79 points ... Career-high 32 points against Alabama, scoring 26 in the second half ... Was 11-for-14 at the free throw line against the Crimson Tide ... Game-high 18 points at Arkansas, hitting 12-of-17 free throws ... The 17 free throw attempts were the most by an AU player since Chris Porter attempted 20 (14 made) against Navy on Dec. 19, 1998 ... Game-high 21 points against Florida, his second straight 20-point game and his third (out of four) in SEC games ... His alley oop dunk from Tahj Shamsid-Deen was in the SportsCenter Top 10 (Jan. 18) ... Game-high 24 points at Tennessee, his 6th 20-point game of the year ... Game-high 28 points at Ole Miss, his 5th 20-point game of the season ... CollegeHoopsDaily.com All-SEC Team (non-conference season) ... Scored 19 points, 17 in the second half, against Florida A&M, finishing 8-13 from the floor, along with 6 rebounds ... 17 points, which included 7-10 at the line, against Arkansas-Pine Bluff ... Went for 15 points against Boston College, including 6-for-8 from the free throw line ... Scored a game-high 19 points and dished out a team-best 3 assists against Clemson ... Led the team in points (27) and rebounds (8) at Iowa State, hitting 11-13 at the free throw line and 8-17 from the floor ... CollegeHoopsDaily.com SEC shooting guard of the month in November as he averaged 20.8 ppg and 5.6 rpg as Auburn went 4-1 ... Scored a team-high 17 points, all in the second half, against Tennessee State, which included going 9-10 at the free throw line ... Scored a game-high 23 points against Murray State, scoring 19 points in the second half ... Game-high 15 points against Jacksonville State ... Scored a career-high 29 points on 12-18 shooting against Northwestern State ... Scored 20 in the first half on 8-12 shooting, becoming the first Auburn player to score 20 points in a half since Frankie Sullivan scored 23 in the second half at Arkansas on January 16, 2013 ... Scored 20 points to combine with KT Harrell for 41 of Auburn's 76 points ... Hit a career-high 11 free throws on a career-high 14 free throw attempts.

**2012-13 (Junior):** Averaged 11.9 points, 3.0 rebounds, 1.6 assists and 1.0 steals in 24.9 minutes per game ... played in 20 games, starting 9 ... did not play in the first 7 games of the season ... Missed 4 games in January due to a stress fracture ... shot 47.4 percent from the floor, 28.0 percent from 3-point range and 66.3 percent from the foul line ... career-high 24 points and 9 rebounds, 3 assists and 2 steals

at Mississippi State ... 18 points, 5 assists vs. Arkansas ... 16 points vs. Vanderbilt ... game-high 18 points (6-9 fgs) in 26 minutes vs. Ole Miss ... 15 points (7-10 fgs), 4 rebounds at Kentucky ... 20 points, 5 rebounds and 2 steals in 23 minutes vs. Tennessee Tech ... Dunk was ESPN's No. 1 Play of the Day on Dec. 18 ... 18 points, 5 rebounds, 3 assists and 2 steals vs. Winthrop ... 17 points (7-10 fgs), career-high 6 rebounds vs. Furman ... 13 points in 20 minutes vs. Grambling.

**2011-12 (Sophomore):** Averaged 8.7 points, 1.8 rebounds, 1.1 assists and 0.5 steals in 22.3 minutes per game ... started 8 of 30 games ... shot 46.4 percent from the floor, 36.8 percent from 3-point range and 63.6 percent from the foul line ... of his 54 rebounds, 22 were offensive ... scored a season-high 19 points (10-12 fts) with 5 assists vs. Georgia Southern ... 17 points (3-4 3fgs) and 3 assists vs. Arkansas-Pine Bluff ... 16 points, 4 rebounds and 2 assists vs. Ole Miss ... 15 points at Florida State ... 12 points and 4 rebounds vs. #2 Kentucky ... 12 points (8-12 fts) vs. LSU ... 14 points (8-11 fts) vs. North Florida ... 12 points, 3 steals and 3 rebounds vs. USF in first start of season.

**2010-11 (Freshman):** Averaged 5.9 points, 1.6 rebounds, 1.0 assists and 0.9 steals in 18.4 minutes per game ... shot 42.2 percent from the field, 16.0 percent from 3-point range and 58.3 percent from the foul line ... played in 20 games, starting three vs. Florida, Alabama and at Arkansas ... in the final seven games of the season, averaged 9.7 points while shooting 48.9 percent from the field ... scored a career-high 21 points on 9-of-10 shooting from the field in 22 minutes vs. Georgia in the SEC Tournament ... 16 points (8-9 fts), 4 steals and 3 rebounds at Ole Miss ... 11 points, including 9 in the second half, 4 rebounds and 2 assists vs. Ole Miss, including a perfect 4-4 from the foul line in the last 35 seconds ... 10 points (4-6 fgs) at Georgia ... 10 points, all in the second half, 3 rebounds in 12 minutes at South Carolina ... 8 points, 4 rebounds, 3 assists and 2 steals vs. Arkansas ... 7 points, 5 rebounds at Arkansas ... 7 points vs. #18 Vanderbilt ... 4 assists in 15 minutes vs. Florida in first collegiate start ... 12 points (4-6 fgs, 2-4 3fgs) in 19 minutes at Mississippi State ... received the Most Improved Player award at the team's season-ending banquet.

**HIGH SCHOOL AND PERSONAL DATA:** Averaged 24.3 points, 4.7 rebounds, 4.1 assists and 2.5 steals as a senior at Columbus (Ga.) Shaw High School under coach Terry White in 2009-10 ... a McDonald's All-American nominee ... first-team All-State selection as a senior ... averaged 13.9 points as a junior ... drove to the basket at will and finished with a game-high 38 points vs. Liberty County in the Class AAA state tournament in 2010 ... helped Shaw advance to the state playoffs all four years, including an Elite Eight appearance as a freshman, Sweet 16 as a sophomore and then losing a first round heartbreaker as a junior in 2009 when Shaw finished 23-8 ... full name is Christopher Tyler Denson ... born Sept. 17, 1991, in Columbus, Ga. ... majoring in Liberal Arts ... son of Donna and Chris Denson Sr. ... signed national letter of intent on May 19, 2010.

## Denson Career Highs

|                  |  |
|------------------|--|
| Points           | 32, vs. Alabama (1/30/14)              |
| Rebounds         | 9, 2x, vs. Northwestern St. (11/15/13) |
| Field Goals      | 18, vs. Northwestern St. (11/15/13)    |
| Field Goal Att.  | 25, at Ole Miss (1/9/14)               |
| 3-Point FG       | 3, 3x, at South Carolina (2/5/14)      |
| 3-Point Att.     | 9, at Ole Miss (1/9/14)                |
| Free Throws      | 12, at Arkansas (1/25/14)              |
| Free Throws Att. | 17, at Arkansas (1/25/14)              |
| Assists          | 5, 6x, at Texas A&M (3/8/14)           |
| Steals           | 4, at Ole Miss (2/15/11)               |
| Blocked Shots    | 1, 10x, vs. Kentucky (2/12/14)         |
| Minutes          | 38, 2x, vs. Boston College (12/22/13)  |

## DENSON'S CAREER STATS

| Year    | GP-GS  | Min-Avg   | FG-FGA  | Pct  | 3FG-A  | Pct  | FT-FTA  | Pct  | Off-Def-Tot-Avg | PF  | FO | Ast | TO  | Blk | Stl | Pts  | Avg  |
|---------|--------|-----------|---------|------|--------|------|---------|------|-----------------|-----|----|-----|-----|-----|-----|------|------|
| 2010-11 | 20-3   | 367-18.4  | 43-102  | .422 | 4-25   | .160 | 28-48   | .583 | 15-17-32-1.6    | 30  | 0  | 20  | 12  | 1   | 17  | 118  | 5.9  |
| 2011-12 | 30-8   | 670-22.3  | 90-194  | .464 | 14-38  | .368 | 68-107  | .636 | 22-32-54-1.8    | 44  | 0  | 34  | 41  | 3   | 16  | 262  | 8.7  |
| 2012-13 | 20-9   | 498-24.9  | 81-171  | .474 | 7-25   | .280 | 69-104  | .663 | 14-45-59-3.0    | 33  | 0  | 31  | 22  | 3   | 19  | 238  | 11.9 |
| 2013-14 | 30-30  | 960-32.0  | 187-406 | .461 | 22-83  | .265 | 176-268 | .657 | 37-93-130-4.3   | 64  | 0  | 71  | 54  | 3   | 30  | 572  | 19.1 |
| TOTAL   | 100-50 | 2495-25.0 | 401-873 | .459 | 47-171 | .275 | 341-527 | .647 | 88-187-275-2.8  | 171 | 0  | 156 | 129 | 10  | 82  | 1190 | 11.9 |



**Asaahn  
Dixon-Tatum**

**#0**

7-0 • 226

Senior  
Center

Anderson, Ind.  
Chattahoochee Tech  
Anderson Highland

**2013-14 (Senior):** Starting center in 29 games ... Team's leading rebounder 13 times ... Averaged 6.0 ppg on .575 pct shooting in 22.5 mpg ... Pulled down 6.0 rpg, 16th in the SEC ... 2.8 O-rpg were 7th in the SEC ... 2 double-digit rebound games this year, both on the road in SEC play (Mississippi State, Alabama) ... 3rd in the SEC at 2.1 blocks per game ... 2.13 bpg were 55th nationally ... Had 3-or-more blocks in 12 games ... 108 career blocks are 7th in Auburn history ... Of his 180 rebounds, 83 (46 percent) came on the offensive end ... Went 32-39 (.821) at the free throw line over the final 17 games (Jan. 15-Mar. 12) ... Averaged 6.2 rpg in SEC games, 14th in the SEC ... 1.8 bpg in SEC games tied for 4th ... 8 points and a career-high 7 blocks against South Carolina at the SEC Tournament ... Had a second-straight 12-point game to go along with 7 rebounds at Texas A&M ... Tied his career high with 12 points against Tennessee ... Game-high 11 rebounds, 8 points and 3 blocks at Alabama ... 11 points and 9 rebounds against Vanderbilt, his third 10-plus point game in SEC play ... Team-high 7 rebounds at Florida ... 10 points, 8 rebounds and 4 blocks in the win over Georgia ... First career double-double with a career-high-tying 12 points and a career-high 13 rebounds in a career-high 31 minutes at Mississippi State ... Was 6-10 from the floor with 4 dunks ... Matched his season-high with 8 rebounds in a career-long 29 minutes at Tennessee ... Team-high 7 rebounds against Missouri ... 8 points, all in the second half, and 6 rebounds at Ole Miss ... Tied his career high

with 4 blocks in the win over Florida A&M ... Went for 6 points, 3 rebounds and 3 blocks in 12 minutes against Arkansas-Pine Bluff ... Finished with just 4 points and 5 boards against Clemson but had 2 blocks, including a key swat with 26 seconds left and Auburn leading by 1 ... 7 points and 8 rebounds off the bench against Illinois ... 6 rebounds and 3 blocks at Iowa State ... 7 points and 5 boards against Tennessee State, going a perfect 3-for-3 from the floor ... Scored a season-high 10 points on 4-for-5 shooting against Murray State and also pulled down 6 rebounds, 4 off the offensive glass ... Had a then- season-high 9 points and a game-high 7 rebounds in 20 minutes against Jacksonville State ... Went for 6 points and 6 rebounds against Northwestern State ... Finished with 8 points and 8 rebounds while also tying a career-high with 4 blocks ... Starting center in both exhibition wins ... Averaged 12.5 ppg on 66.7 percent shooting from the floor and pulled down 5.5 rpg ... Scored 11 points and had 6 rebounds in the win over Paine ... Scored 14 points on 6-for-7 shooting, which included 5 dunks, against Victory.

**2012-13 (Junior):** Averaged 3.7 points, 3.3 rebounds and 1.4 blocks in 14.0 minutes per game ... played in 32 games ... shot 46.0 percent from the field and 65.9 percent from the free throw line ... Led the team with 44 blocks, which was 6th in the SEC ... 10 points (4-4 fgs), 3 rebounds, 1 steal in 15 minutes vs. Kentucky ... 12 points, 8 rebounds, 3 blocks and 1 steal vs. Murray State ... 9 points, 5 rebounds, 3 blocks in 15 minutes vs. DePaul ... 8 points, 3 rebounds at No. 17 Missouri ... 5 points, 3 blocks and 2 rebounds at Alabama ... career-high 9 rebounds, 6 points and 3 blocks vs. Furman ... 8 rebounds and 4 points in 17 minutes vs. Florida State.

**2011-12 (Sophomore):** Averaged 10.9 points, was ranked fifth nationally with 11.8 rebounds and led the NJCAA Div. I with 5.4 blocks per game for Chattahoochee Tech in Marietta, Ga., under coach David Archer ... earned second-team All-GCAA honors as well as Defensive Player of the Year honors ... was named GCAA Player of the Week for averaging 12.6 points, 14 rebounds and 4 blocks during the week of Feb. 23 ... totaled 23 points, 9 rebounds and 3 blocks while going 7-of-8 from the floor and a perfect 9-of-9 from the free throw line in a 57-56 loss to Albany Tech in the GCAA Tournament first round ... his putback dunk with 30 seconds left, gave Chattahoochee Tech in the game ... had three triple-doubles on the season.

**Dixon-Tatum Career Highs**

**2010-11 (Freshman):** Averaged 4.6 points, 4.0 rebounds for NCAA Div. II Grand Valley State in Al-lendale, Mich., for coach Ric Wesley after redshirting his freshman season at the school in 2009-10 ... shot 57.1 percent from the field and averaged 2.2 blocks per game while his 59 blocks were the

**Points** .....12, 4x, at Texas A&M (3/8/14)  
**Rebounds** .....13, at Mississippi State (1/22/14)  
**Field Goals** ..... 6, 2x, at Mississippi State (1/22/14)  
**Field Goal Att.** ..... 10, 2x, at Mississippi State (1/22/14)  
**3-Point FG**..... --  
**3-Point Att.**..... --  
**Free Throws**.....7, vs. DePaul (11/30/12)  
**Free Throws Att.**..... 8, vs. DePaul (11/30/12)  
**Assists** ..... 3, vs. Boston College (12/22/13)  
**Steals** .....2, 3x, at LSU (2/8/14)  
**Blocked Shots**.....7, vs. South Carolina (3/12/14)  
**Minutes** .....31, at Mississippi State (1/22/14)

fourth-highest in school history ... had a season-high 7 blocks in only 18 minutes to go along with 6 rebounds and 5 points vs. Lake Superior State ... started the final 25 games of the season, averaging 18.5 minutes per game ... scored in double figures three times, including a season-high 11 points vs. Northern Michigan.

**HIGH SCHOOL AND PERSONAL DATA:** Full name is Asaahn Antonio Dixon-Tatum ... born February 1, 1991, in Indianapolis, Ind. ... son of Vincent Tatum and Tamia Dixon-Tatum ... majoring in Public Administration ... Averaged 11.3 points, 9.7 rebounds and 4.0 blocks per game as a senior for Anderson Highland High School under coach Jeff Howard ... helped the team to a 14-9 record and the county championship ... led the county in blocks and was named Anderson Highland's Most Improved Player during 2008-09 ... ranked as the No. 2 center in Indiana by Scoutingindiana.com ... when he graduated high school, he was 6-foot-9, 190 pounds.

**DIXON-TATUM'S CAREER STATS**

| Year    | GP-GS | Min-Avg   | FG-FGA  | Pct  | 3FG-A | Pct  | FT-FTA | Pct  | Off-Def-Tot-Avg | PF  | FO | Ast | TO | Blk | Stl | Pts | Avg |
|---------|-------|-----------|---------|------|-------|------|--------|------|-----------------|-----|----|-----|----|-----|-----|-----|-----|
| 2012-13 | 32-1  | 448-14.0  | 46-100  | .460 | 0-0   | .000 | 27-41  | .659 | 52-54-106-3.3   | 63  | 2  | 5   | 22 | 44  | 12  | 119 | 3.7 |
| 2013-14 | 30-29 | 674-22.5  | 69-120  | .575 | 0-0   | .000 | 42-63  | .667 | 83-97-180-6.0   | 104 | 6  | 12  | 42 | 64  | 9   | 180 | 6.0 |
| TOTAL   | 62-30 | 1122-18.1 | 115-220 | .523 | 0-0   | .000 | 69-104 | .663 | 135-151-286-4.6 | 167 | 8  | 17  | 64 | 108 | 21  | 299 | 4.8 |





**Allen Payne**

**#2**

6-6 • 225

Senior

Forward

Cincinnati, Ohio

Winton Woods

**2013-14 UPDATE:** Starting forward in 29 games ... Averaged 7.6 ppg on .465 pct shooting in 28.1 mpg ... Also averaged 5.4 rpg, second on the team ... Of his 162 rebounds, 111 (69 percent) came on the defensive end ... Team's leading rebounder 9 times ... 1.4 steals per game in SEC games was 8th in the league ... Averaged 9.6 ppg over the final 8 games (Feb. 15-Mar. 12) ... 8 points, 4 rebounds against South Carolina in the SEC Tournament ... 8 points, 6 rebounds at Texas A&M ... Team-high 4 assists against Tennessee ... 9 points and 6 rebounds at Alabama ... 15 points, 3 assists and a career-high 5 steals against South Carolina; Was 5-7 from the floor and 5-7 at the line ... 11 points and 9 rebounds against Vanderbilt, shooting 5-10 from the floor ... 14 points and a team-high 4 assists against Mississippi State, the 5th time this year he has led the team in assists ... 9 points, 9 rebounds, 2 assists, 2 steals and a career-high 2 blocks at South Carolina ... 10 points, 7 rebounds against Georgia ... Was 6-7 at the free throw line against the Bulldogs, including 3-3 over the final 3:50 of the game ... Second double-double of the season at Mississippi State with 12 points and 10 rebounds ... 11 points and a team-high 6 rebounds against Florida ... 4 points, 4 rebounds at Tennessee ... Started and played the first 2 minutes against Missouri but did not play any more due to lingering effects of a hamstring injury suffered at Ole Miss ... Tied with Chris Griffin for the team high with 7 rebounds at Ole Miss ... Second career

double-double with 16 points and a career-high 13 rebounds to go along with a career-high 5 assists against Florida A&M ... Achieved the double-double in the first half with 12 points and 11 boards ... 8 points, 5 rebounds a career-high-tying 4 assists against Arkansas-Pine Bluff ... Team's leading rebounder with 7 boards in the win over Boston College ... 8 points and a team-high 7 rebounds against Clemson ... Was 7-11 from the line against Tennessee State en route to a season-high 13 points and a team-high 6 rebounds ... Also had a season-high 3 steals against Tennessee State ... Tied his career high with 10 rebounds against Murray State to go along with 7 points ... Pulled down 6 rebounds and had 2 steals against Jacksonville State ... Was 2 rebounds shy of a double, double against Northwestern State, scoring a season-high 10 points while also tying his career-high with 4 assists in 29 minutes ... Scored 4 points and had 2 rebounds in 21 minutes ... Averaged 2.0 ppg and 4.0 rpg during the exhibition season ... Came off the bench against Paine and scored 2 points and had 3 rebounds in 15 minutes ... Starting forward in win over Victory ... Pulled down 5 rebounds in 10 minutes.

**2012-13 (Junior):** Averaged 7.7 points, 4.6 rebounds, 1.3 assists and 1.2 steals in 27.0 minutes per game ... played in 32 games, starting 30 ... shot 44.5 percent from the field, 22.8 percent (13-of-57) from 3-point range and 68.1 percent from the foul line ... 13 points, 4 rebounds and 2 steals at Georgia ... 9 points, 8 rebounds, 2 steals, 1 assist and 1 block at Mississippi State ... 3-pointer with :05 left sent Arkansas game into overtime ... 9 points and 4 rebounds vs. Arkansas ... Career-high 17 points, 7 rebounds and 3 assists vs. Florida State ... 15 points, 4 rebounds and 4 assists vs. LSU ... First career double-double (10 points, career-high 10 rebounds) vs. No. 12 Illinois ... 11 points, 4 rebounds, 2 steals vs. Kentucky ... 11 points vs. Texas A&M ... 12 points, 7 rebounds, 3 assists and 3 steals vs. IPFW ... 11 points (9 in the second half), 6 rebounds, 2 steals vs. Alabama.

**2011-12 (Sophomore):** Averaged 4.3 points, 4.0 rebounds, 0.9 assists and 0.7 steals in 19.0 minutes per game ... played in 20 games, starting 12 ... shot 41.3 percent from the field, 30.8 percent (4-of-13) from 3-point range and 69.0 percent from the foul line ... started the first six games of the season ... did not play in

the last three games of the season as he had left lateral meniscus knee surgery on Feb. 28 ... season-high 15 points, 7 rebounds and 3 assists vs. Arkansas on Feb. 25 ... 10 points, a career-high 9 rebounds at Miss. State ... 6 points, 3 rebounds at Arkansas ... 7 rebounds vs. Georgia ... 11 points and 5 boards vs. Nicholls State ... 6 points and 6 rebounds vs. No. 23 Miss. State ... 7 points and 8 rebounds at No. 11 Florida.

**Payne Career Highs**

|                      |  |
|----------------------|--|
| Points.....          | 17, vs. Florida State (1/2/13)         |
| Rebounds.....        | 13, vs. Florida A&M (1/4/14)           |
| Field Goals.....     | 7, 2x, vs. Florida A&M (1/4/14)        |
| Field Goal Att.....  | 13, vs. Florida A&M (1/4/14)           |
| 3-Point FG.....      | 2, 5x, at Florida (2/19/14)            |
| 3-Point Att.....     | 4, 5x, last at Georgia (1/30/13)       |
| Free Throws.....     | 9, vs. Florida State (1/2/13)          |
| Free Throws Att..... | 13, vs. Florida State (1/2/13)         |
| Assists.....         | 5, vs. Florida A&M (1/4/14)            |
| Steals.....          | 4, 2x, vs. DePaul (11/30/12)           |
| Blocked Shots.....   | 2, at South Carolina (2/5/14)          |
| Minutes.....         | 37, 3x, at Mississippi State (1/22/14) |

**2010-11 (Freshman):** Averaged 5.6 points and 2.9 rebounds in 21.8 minutes per game ... played in all 31 games, starting 18, including the final 17 of the season ... 16 points, 6 rebounds and 2 steals in 25 minutes vs. Arkansas-Pine Bluff ... scored an SEC-high 15 points (2-of-4 3fgs) and had 5 rebounds at No. 15 Kentucky in the SEC opener ... 14 points (4-of-5 fgs) vs. UNC Asheville in his collegiate debut in the season opener ... team-highs of 13 points and 7 rebounds vs. Tennessee ... 9 points, 3 rebounds and 3 assists vs. Miss. State ... 9 points and 3 rebounds vs. Middle Tennessee State ... 6 points, 8 rebounds and 2 assists at South Carolina ... received the Freshman of the Year Award at the team's awards banquet.

**HIGH SCHOOL AND PERSONAL DATA:** Averaged 18 points and 7 rebounds as a senior for Winton Woods High School under coach Donnie Gillespie II ... named second-team All-State as a senior ... three-time All-City selection as a sophomore, junior and senior ... four-time first-team All-FAVC selection ... three-time team MVP ... all-time leading rebounder at Winton Woods High with 646 rebounds ... scored a season high 33 points vs. Hamilton High ... scored 25 points twice in the month of January 2010 against Western Hills and Glen Este ... 18 points and 6 rebounds vs. Garfield Heights ... averaged 15 points and 8 rebounds as a junior ... full name is Allen Emmanuel Payne ... born Nov. 23, 1991, in Forest Park, Ohio ... majoring in public administration ... son of Nichelle Payne and Bobby Jones ... his father played basketball at VMI ... signed national letter of intent on Nov. 16, 2009.

**PAYNE'S CAREER STATS**

| Year    | GP-GS  | Min-Avg   | FG-FGA  | Pct  | 3FG-A  | Pct  | FT-FTA  | Pct  | Off-Def-Tot-Avg | PF  | FO | Ast | TO  | Blk | Stl | Pts | Avg |
|---------|--------|-----------|---------|------|--------|------|---------|------|-----------------|-----|----|-----|-----|-----|-----|-----|-----|
| 2010-11 | 31-18  | 675-21.8  | 56-166  | .337 | 16-55  | .291 | 45-66   | .682 | 27-63-90-2.9    | 46  | 0  | 25  | 63  | 2   | 28  | 173 | 5.6 |
| 2011-12 | 20-12  | 380-19.0  | 31-75   | .413 | 4-13   | .308 | 20-29   | .690 | 26-54-80-4.0    | 26  | 0  | 18  | 20  | 2   | 14  | 86  | 4.3 |
| 2012-13 | 32-30  | 865-27.0  | 93-209  | .445 | 13-57  | .228 | 47-69   | .681 | 43-105-148-4.6  | 89  | 1  | 41  | 58  | 3   | 38  | 246 | 7.7 |
| 2013-14 | 30-29  | 844-28.1  | 86-185  | .465 | 6-29   | .207 | 51-67   | .761 | 51-111-162-5.4  | 66  | 1  | 51  | 52  | 6   | 37  | 229 | 7.6 |
| TOTAL   | 113-89 | 2764-24.5 | 266-635 | .419 | 39-154 | .253 | 163-231 | .706 | 147-333-480-4.2 | 227 | 2  | 135 | 193 | 13  | 117 | 734 | 6.5 |



• Exhibition Game 1 •

Auburn 109, Victory 67  
October 28, 2013

Auburn Arena • Auburn, Ala.

Chris Denson scored 21 points with seven rebounds and four assists to lead five Tigers in double figures as Auburn defeated Victory University 109-67 in its exhibition opener on Monday in Auburn Arena.

Auburn shot 60 percent from the floor for the game and led 56-31 at the break after a 3-pointer by Dion Wade at the half-time buzzer. The Tigers held Victory to 23 percent shooting (7-of-30) in the first half.

Freshman point guard Tahj Shamsid-Deen scored 16 points on 4-of-5 from outside with four assists. Benas Griucianas added 15 points off the bench while KT Harrell and Asaahn Dixon-Tatum each scored 14 points.

Malcolm Canada totaled nine points with nine assists. The Tigers finished with 25 assists on 43 field goals. Auburn out-rebounded Victory 51-33 led by eight rebounds from Chris Griffin.

Tyrell Hursey and Michael Davis each scored 20 points to pace the Eagles.

| Victory              | FG    | 3FG  | FT    | R  | FTP | A  | T  | B  | S | M |     |
|----------------------|-------|------|-------|----|-----|----|----|----|---|---|-----|
| Bernans, Kristaps, F | 1-4   | 1-1  | 3-7   | 5  | 2   | 6  | 1  | 2  | 0 | 1 | 20  |
| Hursey, Tyrell, F    | 4-12  | 4-9  | 8-14  | 6  | 2   | 20 | 2  | 3  | 0 | 1 | 31  |
| Starovic, Marko, C   | 0-4   | 0-0  | 0-0   | 4  | 4   | 0  | 0  | 1  | 0 | 1 | 13  |
| Downey, Chris, G     | 1-1   | 0-0  | 0-0   | 0  | 1   | 2  | 0  | 0  | 0 | 1 | 6   |
| Stinson, Marico, G   | 5-13  | 2-9  | 0-0   | 5  | 2   | 12 | 1  | 2  | 0 | 1 | 33  |
| Gibson, Tavis        | 2-7   | 1-5  | 0-0   | 3  | 0   | 5  | 2  | 0  | 0 | 0 | 24  |
| Davis, Michael       | 7-18  | 1-3  | 5-6   | 1  | 3   | 20 | 1  | 1  | 0 | 1 | 32  |
| Guy, Marcus          | 0-1   | 0-1  | 0-0   | 1  | 0   | 0  | 1  | 0  | 0 | 0 | 4   |
| Morelli, Michael     | 0-4   | 0-3  | 0-0   | 0  | 3   | 0  | 1  | 2  | 0 | 0 | 14  |
| Hill, Tevin          | 0-2   | 0-0  | 2-2   | 1  | 1   | 2  | 3  | 0  | 0 | 1 | 19  |
| Sanders, Avery       | 0-0   | 0-0  | 0-0   | 1  | 0   | 0  | 0  | 0  | 0 | 0 | 4   |
| TEAM                 | 6     |      |       |    |     |    |    |    |   |   |     |
| Totals               | 20-66 | 9-31 | 18-29 | 33 | 18  | 67 | 12 | 11 | 0 | 7 | 200 |

FG%: 1st Half 7-30 .233, 2nd Half 13-36 .361, Game 20-66 .303;  
3FG%: 1st Half 4-14 .286, 2nd Half 5-17 .294, Game 9-31 .290;  
FT%: 1st Half 13-20 .650, 2nd Half 5-9 .556, Game 18-29 .621;  
Deadball Rebounds: 8.

| Auburn              | FG    | 3FG   | FT    | R  | FTP | A   | T  | B  | S | M  |     |
|---------------------|-------|-------|-------|----|-----|-----|----|----|---|----|-----|
| Payne, Allen, F     | 1-1   | 0-0   | 0-2   | 5  | 1   | 2   | 0  | 1  | 0 | 0  | 10  |
| Dixon-Tatum, A., C  | 6-7   | 0-0   | 2-2   | 5  | 3   | 14  | 1  | 0  | 1 | 0  | 19  |
| Harrell, KT, G      | 2-8   | 2-7   | 8-10  | 2  | 2   | 14  | 6  | 1  | 0 | 0  | 27  |
| Denson, Chris, G    | 9-15  | 2-5   | 1-3   | 7  | 1   | 21  | 4  | 1  | 0 | 0  | 26  |
| Shamsid-Deen, T., G | 6-8   | 4-5   | 0-0   | 2  | 2   | 16  | 4  | 0  | 0 | 0  | 16  |
| Waddell, Devin      | 0-0   | 0-0   | 0-0   | 0  | 0   | 0   | 0  | 0  | 0 | 0  | 1   |
| Wade, Dion          | 3-5   | 2-4   | 0-0   | 6  | 2   | 8   | 1  | 1  | 1 | 0  | 18  |
| Thompson, Alex      | 0-1   | 0-1   | 0-0   | 3  | 2   | 0   | 0  | 2  | 0 | 0  | 9   |
| Canada, Malcolm     | 4-6   | 0-0   | 1-3   | 3  | 2   | 9   | 1  | 1  | 3 | 23 |     |
| Holmes, C.J.        | 0-0   | 0-0   | 0-0   | 0  | 0   | 0   | 0  | 0  | 0 | 0  | 1   |
| Granger, Jordan     | 1-3   | 0-0   | 0-0   | 6  | 0   | 2   | 0  | 2  | 1 | 0  | 14  |
| Griucianas, Benas   | 7-8   | 0-1   | 1-2   | 4  | 5   | 15  | 0  | 2  | 1 | 0  | 20  |
| Griffin, Chris      | 4-10  | 0-4   | 0-0   | 8  | 3   | 8   | 0  | 1  | 0 | 1  | 16  |
| TEAM                | 1     |       |       |    |     |     |    |    |   |    |     |
| Totals              | 43-72 | 10-27 | 13-22 | 51 | 23  | 109 | 25 | 10 | 6 | 5  | 201 |

FG%: 1st Half 20-34 .588, 2nd Half 23-38 .605, Game 43-72 .597;  
3FG%: 1st Half 5-12 .417, 2nd Half 5-15 .333, Game 10-27 .370;  
FT%: 1st Half 11-16 .688, 2nd Half 2-6 .333, Game 13-22 .591;  
Deadball Rebounds: 3.

| SCORE BY PERIODS | 1  | 2  | F  |     |
|------------------|----|----|----|-----|
| Victory          | 31 | 36 | -- | 67  |
| Auburn           | 56 | 53 | -- | 109 |

OFFICIALS--Pat Adams, Byron Jarrett, Mark Ellard  
TECHNICAL FOULS--None  
ATTENDANCE--3,051

• Exhibition Game 2 •

Auburn 99, Paine 64  
October 28, 2013

Auburn Arena • Auburn, Ala.

KT Harrell led five Auburn players in double-figures with 25 points as the Auburn basketball team defeated Paine College, 99-64, on Friday night in the team's final exhibition game. Auburn opens the regular season in a week against Nicholls State.

Harrell, who transferred from Virginia and sat out last season, went 9-for-14 from the floor, including 3-for-5 from behind the 3-point line. Two of his 3-pointers came in his 12-point first half as Auburn raced out to a 52-31 halftime lead.

Chris Denson also had a big night, finishing with 24 points on 8-for-10 shooting. The senior guard, who led the team with 21 points in the exhibition win over Victory on Monday, was 6-for-7 from the free throw line, where as a team Auburn shot 80 percent (16-for-20).

Center Asaahn Dixon-Tatum and Benas Griucianas each went for 11 points and combined to grab 14 rebounds, eight by Benas, while starting point guard Tahj Shamsid-Deen added 11 points and seven assists.

Auburn jumped out to a five-point lead, 7-2, just one minute into the game as Chris Griffin (nine points) and Harrell each connected on a 3-pointer on their first shots of the game. Auburn would maintain the 5-point lead for most of the first half before closing out the period on an 11-1 run over the final 5:14.

Auburn used a 15-0 run early in the second half to put the game decidedly out of reach. Leading 58-38 with 17:05 left, Shamsid-Deen hit a 3-pointer to start the run before Harrell went off for nine points, punctuating the run with a dunk off of a steal to make it 73-38 with 12:24 left.

Sean Morgan led Paine with 16 points while Darius Smith scored 14 and Kenny Fluellen 13.

| Paine             | FG    | 3FG  | FT    | R  | FTP | A  | T  | B  | S | M |     |
|-------------------|-------|------|-------|----|-----|----|----|----|---|---|-----|
| Smith,Darius, F   | 5-13  | 1-5  | 3-5   | 6  | 0   | 14 | 2  | 1  | 0 | 0 | 23  |
| Warner,Jordan, F  | 2-5   | 0-0  | 1-2   | 7  | 1   | 5  | 0  | 1  | 2 | 0 | 22  |
| Morgan,Sean, C    | 7-10  | 0-1  | 2-6   | 2  | 3   | 16 | 1  | 2  | 0 | 0 | 20  |
| Taylor,Kedric, G  | 1-4   | 0-0  | 0-0   | 1  | 4   | 2  | 3  | 0  | 1 | 1 | 19  |
| Fluellen,Kenny, G | 5-11  | 3-6  | 0-0   | 4  | 2   | 13 | 2  | 3  | 0 | 0 | 29  |
| Walker,Preston    | 1-3   | 0-1  | 4-4   | 1  | 1   | 6  | 2  | 2  | 0 | 0 | 19  |
| Hodge,Markees     | 0-4   | 0-4  | 0-0   | 0  | 1   | 0  | 0  | 1  | 0 | 0 | 7   |
| Libazs,Arnis      | 0-3   | 0-0  | 2-4   | 3  | 5   | 2  | 0  | 2  | 0 | 0 | 13  |
| Compton,Kaderious | 0-3   | 0-1  | 0-0   | 1  | 0   | 0  | 0  | 0  | 0 | 0 | 4   |
| Caldwell,Adrian   | 0-0   | 0-0  | 0-2   | 0  | 2   | 0  | 2  | 1  | 0 | 0 | 12  |
| Davis,Alfonso     | 2-4   | 2-3  | 0-0   | 2  | 0   | 6  | 1  | 2  | 0 | 1 | 21  |
| Dailey,Gianni     | 0-1   | 0-1  | 0-0   | 1  | 0   | 0  | 0  | 1  | 0 | 0 | 6   |
| Petty,Patrick     | 0-1   | 0-0  | 0-0   | 0  | 0   | 0  | 0  | 1  | 0 | 0 | 2   |
| Flemming,Cederick | 0-1   | 0-0  | 0-0   | 1  | 0   | 0  | 0  | 0  | 0 | 0 | 3   |
| TEAM              | 7     |      |       |    |     |    |    |    |   |   |     |
| Totals            | 23-63 | 6-22 | 12-23 | 36 | 19  | 64 | 13 | 20 | 2 | 2 | 200 |

FG%: 1st Half 10-30 .333, 2nd Half 13-33 .394, Game 23-63 .365;  
3FG%: 1st Half 3-11 .273, 2nd Half 3-11 .273, Game 6-22 .273;  
FT%: 1st Half 8-11 .727, 2nd Half 4-12 .333, Game 12-23 .522;  
Deadball Rebounds: 5.

| Auburn              | FG    | 3FG  | FT    | R  | FTP | A  | T  | B  | S | M  |     |
|---------------------|-------|------|-------|----|-----|----|----|----|---|----|-----|
| Griffin, Chris, F   | 3-6   | 1-3  | 0-0   | 9  | 1   | 7  | 0  | 2  | 1 | 1  | 18  |
| Dixon-Tatum, A., C  | 4-8   | 0-0  | 3-4   | 6  | 3   | 11 | 0  | 3  | 2 | 1  | 13  |
| Harrell, KT, G      | 9-14  | 3-5  | 4-4   | 1  | 3   | 25 | 3  | 0  | 0 | 1  | 27  |
| Denson, Chris, G    | 8-10  | 2-3  | 6-7   | 3  | 1   | 24 | 4  | 2  | 0 | 4  | 32  |
| Shamsid-Deen, T., G | 4-8   | 2-5  | 1-1   | 1  | 3   | 11 | 7  | 1  | 0 | 2  | 23  |
| Payne, Allen        | 1-2   | 0-0  | 0-0   | 3  | 2   | 2  | 1  | 1  | 0 | 1  | 15  |
| Waddell, Devin      | 0-0   | 0-0  | 0-0   | 0  | 0   | 0  | 0  | 0  | 0 | 0  | 2   |
| Wade, Dion          | 1-3   | 1-3  | 0-0   | 2  | 1   | 3  | 1  | 1  | 0 | 2  | 17  |
| Canada, Malcolm     | 1-2   | 0-0  | 1-2   | 1  | 0   | 3  | 2  | 0  | 0 | 0  | 14  |
| Holmes, C.J.        | 0-0   | 0-0  | 0-0   | 0  | 0   | 0  | 1  | 0  | 0 | 0  | 2   |
| Granger, Jordan     | 1-3   | 0-0  | 0-0   | 4  | 1   | 2  | 1  | 2  | 1 | 1  | 14  |
| Griucianas, Benas   | 5-9   | 0-1  | 1-2   | 8  | 5   | 11 | 0  | 1  | 0 | 0  | 23  |
| TEAM                | 1     |      |       |    |     |    |    |    |   |    |     |
| Totals              | 37-65 | 9-20 | 16-20 | 39 | 20  | 99 | 20 | 13 | 4 | 13 | 200 |

FG%: 1st Half 19-35 .543, 2nd Half 18-30 .600, Game 37-65 .569;  
3FG%: 1st Half 6-12 .500, 2nd Half 3-8 .375, Game 9-20 .450;  
FT%: 1st Half 8-11 .727, 2nd Half 8-9 .889, Game 16-20 .800;  
Deadball Rebounds: 3.

| SCORE BY PERIODS | 1  | 2  | F  |    |
|------------------|----|----|----|----|
| Paine            | 31 | 33 | -- | 64 |
| Auburn           | 52 | 47 | -- | 99 |

OFFICIALS--Mike Kitts, Patrick Evans, Jeffrey Anderson  
TECHNICAL FOULS--None  
ATTENDANCE--3,661

• Game 1 •

Auburn 76, Nicholls 54  
November 8, 2013

Auburn Arena • Auburn, Ala.

Guards KT Harrell and Chris Denson combined for 41 points as the Auburn men's basketball team opened the 2013-14 season with a 76-54 win over Nicholls on Friday night at the Auburn Arena.

Harrell, a transfer from Virginia who sat out last season, scored 21 points on 7-for-13 shooting, hitting a pair of 3-pointers and five free throws. The junior from Montgomery had 15 points at the half and scored Auburn's first five points of the game, hitting a 3-pointer just 15 seconds into the contest and then a layup just 40 seconds later.

Denson, a senior from Columbus, Ga., did most of his damage from the free throw line. He hit a career-high 11 free throws on 14 attempts while shooting 4-for-8 from the floor to finish with 20 points.

Auburn (1-0) led by eight at the half, 37-29, but used a 14-2 run midway through the second half to put the game away. Leading 54-39 with 11:47 left, Malcolm Canada (7 points, 5 rebounds) hit a free throw to start the run while Denson hit a layup to end it with 8:24 left and Auburn up 68-41. Denson would score a total of 8 points during the run, hitting a 3-pointer and three free throws to go along with his layup.

Tahj Shamsid-Deen, who became Auburn's first freshman to start a season-opener at the point since Quantez Robertson in 2005-06, finished with 5 points and 4 assists.

Center Asaahn Dixon-Tatum finished with 8 points, 8 rebounds and 4 blocks.

Auburn finished the game with a 39-34 edge on the boards and held Nicholls (0-1) to just 33.9 percent shooting from the floor, including 25 percent (6-for-24) from 3-point range.

Auburn hit on 28 of its 41 free throws while Nicholls attempted just 22, hitting 10.

Nicholls was led by T.J. Carpenter and Jeremy Smith, who each scored 9 points.

| Nicholls            | FG    | 3FG  | FT    | R  | FTP | A  | T  | B  | S | M |     |
|---------------------|-------|------|-------|----|-----|----|----|----|---|---|-----|
| Thomas, Liam, F     | 0-0   | 0-0  | 0-0   | 1  | 4   | 0  | 0  | 0  | 1 | 0 | 9   |
| Horace, JaMarcus, F | 3-6   | 0-0  | 1-2   | 7  | 3   | 7  | 1  | 1  | 0 | 0 | 22  |
| Thomas, Dantrell, G | 2-6   | 1-2  | 3-4   | 3  | 4   | 8  | 1  | 4  | 0 | 0 | 26  |
| Smith, Jeremy, G    | 2-4   | 1-2  | 4-4   | 3  | 3   | 9  | 1  | 1  | 0 | 0 | 17  |
| Rillieux, Shane, G  | 3-4   | 0-0  | 1-4   | 0  | 4   | 7  | 0  | 2  | 0 | 0 | 18  |
| Torres, Amin        | 1-2   | 0-1  | 0-2   | 2  | 1   | 2  | 1  | 0  | 0 | 0 | 10  |
| Maciel, Pedro       | 0-0   | 0-0  | 0-0   | 2  | 3   | 0  | 3  | 1  | 0 | 0 | 17  |
| Julien, Travis      | 1-8   | 0-5  | 0-0   | 2  | 1   | 2  | 2  | 2  | 0 | 1 | 16  |
| Frye, Ja Dante      | 0-2   | 0-1  | 0-2   | 3  | 0   | 0  | 0  | 0  | 0 | 0 | 10  |
| Towers, Cade        | 3-8   | 1-2  | 1-4   | 5  | 3   | 8  | 1  | 2  | 0 | 1 | 16  |
| Carpenter, T.J.     | 3-12  | 3-8  | 0-0   | 1  | 3   | 9  | 1  | 1  | 0 | 1 | 28  |
| Doyle, Luke         | 1-4   | 0-3  | 0-0   | 2  | 2   | 2  | 0  | 0  | 0 | 0 | 11  |
| TEAM                | 3     |      |       |    |     |    |    |    |   |   |     |
| Totals              | 19-56 | 6-24 | 10-22 | 34 | 31  | 54 | 11 | 14 | 1 | 3 | 200 |

FG%: 1st Half 11-27 .407, 2nd Half 8-29 .276, Game 19-56 .339;  
3FG%: 1st Half 4-10 .400, 2nd Half 2-14 .143, Game 6-24 .250;  
FT%: 1st Half 3-6 .500, 2nd Half 7-16 .438, Game 10-22 .455;  
Deadball Rebounds: 6.

| Auburn              | FG   | 3FG | FT    | R | FTP | A  | T | B | S | M |    |
|---------------------|------|-----|-------|---|-----|----|---|---|---|---|----|
| Payne, Allen, F     | 1-3  | 0-1 | 2-4   | 2 | 0   | 4  | 3 | 0 | 1 | 2 | 21 |
| Dixon-Tatum, A., C  | 3-4  | 0-0 | 2-3   | 8 | 3   | 8  | 1 | 2 | 4 | 0 | 24 |
| Harrell, KT, G      | 7-13 | 2-4 | 5-7   | 5 | 1   | 21 | 1 | 4 | 1 | 0 | 31 |
| Denson, Chris, G    | 4-8  | 1-2 | 11-14 | 4 | 0   | 20 | 3 | 2 | 0 | 0 | 29 |
| Shamsid-Deen, T., G | 4-4  | 0-1 | 1-2   | 1 | 3   | 5  | 4 | 1 | 0 | 1 | 23 |
| Wade, Dion          | 2-6  | 1-5 | 0-0   | 6 | 4   | 5  | 1 | 0 | 0 | 0 | 16 |





• Game 2 •

Northwestern State 111, Auburn 92  
November 15, 2013  
Auburn Arena • Auburn, Ala.

Chris Denson scored a career-high 29 points, but Auburn basketball fell to Northwestern State 111-92 on Friday in Auburn Arena.

Denson scored 20 points in the first half as the Tigers (1-1) built a 48-39 lead. He also tied his career highs with nine rebounds and five assists.

The Demons shot 67.6 percent (23-of-34) from the floor after halftime, including 7-of-11 (63.6 percent) from 3-point range as they erased a 14-point Auburn lead with 16 minutes remaining in the game.

Northwestern State (2-0) scored 72 points in the second half as they opened a lead all the way to 20 points with 70 seconds left in the game.

Jalan West scored 30 points on 5-of-8 shooting from deep to pace five demons in double figures. Gary Stewart added 23 points.

KT Harrell added 21 points for Auburn. Allen Payne had 10 points, eight rebounds and four assists. Chris Griffin scored 13 points off the bench.

| Northwestern St.     | FG    | 3FG   | FT    | R  | FTP | A   | T  | B  | S | M     |
|----------------------|-------|-------|-------|----|-----|-----|----|----|---|-------|
| Robinson, Patrick, F | 1-4   | 0-0   | 0-0   | 4  | 2   | 2   | 0  | 0  | 1 | 17    |
| Hicks, DeQuan, F     | 3-9   | 0-1   | 8-9   | 4  | 2   | 14  | 3  | 4  | 1 | 26    |
| West, Jalan, G       | 10-15 | 5-8   | 5-7   | 9  | 3   | 30  | 6  | 2  | 0 | 35    |
| White, Brison, G     | 6-17  | 2-6   | 2-2   | 7  | 1   | 16  | 4  | 0  | 1 | 35    |
| Stewart, Gary, G     | 7-11  | 5-8   | 4-4   | 2  | 0   | 23  | 0  | 1  | 1 | 35    |
| Joseph, Tra'von      | 1-1   | 1-1   | 0-0   | 0  | 0   | 3   | 1  | 0  | 0 | 5     |
| Adams, Dustin        | 0-1   | 0-0   | 0-0   | 1  | 0   | 0   | 0  | 0  | 1 | 4     |
| Washington, Tyler    | 0-1   | 0-0   | 0-0   | 1  | 0   | 0   | 1  | 0  | 0 | 4     |
| Killian, Matt        | 0-0   | 0-0   | 0-0   | 0  | 0   | 0   | 0  | 0  | 0 | 5     |
| Thompson, Sabri      | 1-2   | 1-2   | 0-0   | 3  | 3   | 2   | 1  | 0  | 0 | 7     |
| Woodley, Zikiteran   | 7-8   | 0-0   | 4-5   | 4  | 1   | 18  | 1  | 0  | 0 | 16    |
| King, Ryan           | 0-1   | 0-0   | 2-2   | 2  | 0   | 0   | 0  | 0  | 0 | 2     |
| Frazier, Marvin      | 0-2   | 0-1   | 0-0   | 2  | 2   | 0   | 1  | 1  | 0 | 9     |
| TEAM                 | 4     |       |       |    |     |     |    |    |   |       |
| Totals               | 36-72 | 14-27 | 25-29 | 42 | 17  | 111 | 20 | 10 | 4 | 7 200 |

FG%: 1st Half 13-38 .342, 2nd Half 23-34 .676, Game 36-72 .500;  
3FG%: 1st Half 7-16 .438, 2nd Half 7-11 .636, Game 14-27 .519;  
FT%: 1st Half 6-8 .750, 2nd Half 19-21 .905, Game 25-29 .862;  
Deadball Rebounds: 3.

| Auburn              | FG    | 3FG  | FT    | R  | FTP | A  | T  | B  | S | M     |
|---------------------|-------|------|-------|----|-----|----|----|----|---|-------|
| Payne, Allen, F     | 5-10  | 0-0  | 0-0   | 8  | 1   | 10 | 4  | 1  | 0 | 1 29  |
| Dixon-Tatum, A., C  | 2-4   | 0-0  | 2-2   | 6  | 5   | 6  | 0  | 2  | 0 | 0 15  |
| Harrell, KT, G      | 7-20  | 2-11 | 5-7   | 4  | 3   | 21 | 4  | 2  | 1 | 1 33  |
| Denson, Chris, G    | 12-18 | 2-5  | 3-7   | 9  | 4   | 29 | 5  | 1  | 1 | 0 37  |
| Shamsid-Deen, T., G | 4-12  | 1-6  | 0-2   | 2  | 1   | 9  | 4  | 2  | 0 | 0 25  |
| Wade, Dion          | 0-1   | 0-1  | 0-0   | 1  | 1   | 0  | 0  | 1  | 0 | 0 6   |
| Canada, Malcolm     | 0-3   | 0-0  | 0-0   | 2  | 3   | 0  | 4  | 1  | 0 | 1 15  |
| Granger, Jordan     | 1-1   | 0-0  | 0-0   | 4  | 3   | 2  | 1  | 0  | 0 | 0 14  |
| Griciunas, Benas    | 1-3   | 0-1  | 0-0   | 2  | 2   | 2  | 0  | 0  | 1 | 0 9   |
| Griffin, Chris      | 5-9   | 3-5  | 0-0   | 4  | 1   | 13 | 1  | 2  | 2 | 1 17  |
| TEAM                | 1     |      |       |    |     |    |    |    |   |       |
| Totals              | 37-81 | 8-29 | 10-18 | 43 | 24  | 92 | 23 | 12 | 5 | 4 200 |

FG%: 1st Half 20-38 .526, 2nd Half 17-43 .395, Game 37-81 .457;  
3FG%: 1st Half 2-9 .222, 2nd Half 6-20 .300, Game 8-29 .276;  
FT%: 1st Half 6-14 .429, 2nd Half 4-4 1.000, Game 10-18 .556;  
Deadball Rebounds: 3.

| SCORE BY PERIODS   | 1  | 2  | F      |
|--------------------|----|----|--------|
| Northwestern State | 39 | 72 | -- 111 |
| Auburn             | 48 | 44 | -- 92  |

OFFICIALS--Doug Shows, James Breeding, James Barker  
TECHNICAL FOULS--None  
ATTENDANCE--5,823

• Game 3 •

Auburn 78, Jacksonville State 54  
November 19, 2013  
Auburn Arena • Auburn, Ala.

Chris Denson scored 15 points and KT Harrell added 14 points as Auburn defeated Jacksonville State 78-54 on Tuesday in Auburn Arena.

Auburn (2-1) never trailed after taking an early 3-2 lead on a free throw by Asaiah Dixon-Tatum. The Tigers held a 33-19 advantage at the half.

Back-to-back 3-pointers by Dion Wade and a free throw from Benas Griciunas capped a 13-0 run as Auburn stretched its lead to 57-30 with 10:42 remaining in the game.

The Tigers' bench scored 32 points on the night led by Malcolm Canada's 10 points and nine from Wade. Dixon-Tatum had nine points, seven rebounds and two blocks.

D.J. Felder finished with 16 points and 12 rebounds to lead the Gamecocks (0-5).

| Jacksonville State | FG    | 3FG  | FT    | R  | FTP | A  | T  | B  | S | M     |
|--------------------|-------|------|-------|----|-----|----|----|----|---|-------|
| Felder, D.J., F    | 5-11  | 0-0  | 6-9   | 12 | 5   | 16 | 0  | 1  | 0 | 1 29  |
| Cook, Nick, F      | 1-4   | 0-0  | 1-1   | 3  | 1   | 3  | 1  | 1  | 2 | 0 11  |
| Rackley, Darion, G | 2-5   | 1-4  | 2-2   | 2  | 3   | 7  | 1  | 5  | 0 | 0 30  |
| White, Grant, G    | 2-8   | 1-3  | 2-4   | 3  | 2   | 7  | 1  | 3  | 0 | 1 26  |
| Williams, Brian, G | 1-7   | 0-1  | 1-6   | 0  | 1   | 3  | 1  | 2  | 1 | 0 33  |
| Mitchem, Undra     | 2-8   | 2-4  | 0-0   | 2  | 1   | 6  | 1  | 1  | 0 | 0 17  |
| Smith, Giovanni    | 1-2   | 1-2  | 0-0   | 0  | 0   | 3  | 2  | 0  | 0 | 0 12  |
| Louder, Michael    | 1-3   | 0-0  | 0-0   | 2  | 2   | 2  | 0  | 1  | 0 | 0 10  |
| McCreynolds, Rod   | 1-1   | 1-1  | 0-0   | 0  | 0   | 3  | 0  | 0  | 0 | 0 2   |
| Clemmons, Teraes   | 0-0   | 0-0  | 0-0   | 0  | 0   | 3  | 0  | 1  | 0 | 0 9   |
| Hunter, Jamal      | 2-3   | 0-0  | 0-2   | 2  | 3   | 4  | 3  | 0  | 1 | 2 21  |
| TEAM               | 7     |      |       |    |     |    |    |    |   |       |
| Totals             | 18-52 | 6-15 | 12-24 | 33 | 21  | 54 | 11 | 14 | 4 | 4 200 |

FG%: 1st Half 8-27 .296, 2nd Half 10-25 .400, Game 18-52 .346;  
3FG%: 1st Half 2-8 .250, 2nd Half 4-7 .571, Game 6-15 .400;  
FT%: 1st Half 1-4 .250, 2nd Half 11-20 .550, Game 12-24 .500;  
Deadball Rebounds: 3,1.

| Auburn              | FG    | 3FG  | FT    | R  | FTP | A  | T  | B | S | M     |
|---------------------|-------|------|-------|----|-----|----|----|---|---|-------|
| Payne, Allen, F     | 2-3   | 0-1  | 0-0   | 6  | 3   | 4  | 1  | 2 | 0 | 2 24  |
| Dixon-Tatum, A., C  | 4-9   | 0-0  | 1-2   | 7  | 1   | 9  | 0  | 1 | 2 | 1 20  |
| Harrell, KT, G      | 4-7   | 1-1  | 5-5   | 3  | 4   | 14 | 0  | 0 | 0 | 0 23  |
| Denson, Chris, G    | 5-11  | 0-0  | 5-8   | 6  | 0   | 15 | 2  | 0 | 0 | 3 29  |
| Shamsid-Deen, T., G | 2-7   | 0-1  | 0-0   | 1  | 3   | 4  | 2  | 0 | 1 | 24    |
| Waddell, Devin      | 0-0   | 0-0  | 0-0   | 0  | 1   | 0  | 0  | 0 | 0 | 0 1   |
| Wade, Dion          | 3-5   | 2-4  | 1-1   | 1  | 1   | 9  | 2  | 0 | 0 | 0 17  |
| Thompson, Alex      | 0-1   | 0-1  | 1-2   | 4  | 1   | 1  | 1  | 0 | 0 | 0 9   |
| Canada, Malcolm     | 2-4   | 0-0  | 6-7   | 3  | 0   | 10 | 0  | 1 | 0 | 1 15  |
| Holmes, C.J.        | 1-1   | 0-0  | 0-0   | 0  | 0   | 2  | 0  | 0 | 0 | 0 1   |
| Granger, Jordan     | 1-3   | 0-0  | 0-0   | 5  | 1   | 2  | 1  | 2 | 1 | 1 17  |
| Griciunas, Benas    | 2-7   | 0-2  | 4-6   | 3  | 3   | 8  | 1  | 1 | 0 | 0 20  |
| TEAM                | 8     |      |       |    |     |    |    |   |   |       |
| Totals              | 26-58 | 3-10 | 23-31 | 47 | 18  | 78 | 12 | 9 | 3 | 9 200 |

FG%: 1st Half 13-27 .481, 2nd Half 13-31 .419, Game 26-58 .448;  
3FG%: 1st Half 0-5 .000, 2nd Half 3-5 .600, Game 3-10 .300;  
FT%: 1st Half 7-10 .700, 2nd Half 16-21 .762, Game 23-31 .742;  
Deadball Rebounds: 2.

| SCORE BY PERIODS   | 1  | 2  | F     |
|--------------------|----|----|-------|
| Jacksonville State | 19 | 35 | -- 54 |
| Auburn             | 33 | 45 | -- 78 |

OFFICIALS--Jeffery Clark, Vladimir Voyard-Tadal, Karl Hess  
TECHNICAL FOULS--None  
ATTENDANCE--4,016

• Game 4 •

Auburn 75, Murray State 67  
November 23, 2013  
Auburn Arena • Auburn, Ala.

KT Harrell went for 17 points and 10 rebounds while Chris Denson had his third 20-point game of the season, scoring 23, as Auburn defeated Murray State, 75-67, on Saturday night.

Tied at 44-44 with 14:17 left in the game, Auburn (3-1) went on an 8-0 run over the next three-and-a-half minutes. Denson hit three shots in the run as Auburn went up 52-44. Denson would score 19 of his points after intermission, hitting 7-of-9 from the floor and 5-of-9 from the free throw line, collecting his seventh consecutive double-digit scoring game dating to last season.

Murray State would trim the lead to a bucket, 53-51, with 9:08 left but was never able to tie it up as Auburn scored the next seven points to extend the lead to nine, 60-51.

The lead would grow to 12 twice, the last coming at 67-55 with 4:06 left.

Asaiah Dixon-Tatum finished with 10 points and 6 rebounds for Auburn while Allen Payne had 7 points and tied his career-high with 10 rebounds.

Point guard Tahj Shamsid-Deen scored 11 points as Auburn had four players in double figures for the first time this season.

Jeffery Moss and Cameron Payne each had 16 points for Murray State (2-3).

| Murray State          | FG    | 3FG  | FT    | R  | FTP | A  | T  | B  | S | M     |
|-----------------------|-------|------|-------|----|-----|----|----|----|---|-------|
| Fairrell, Jonathan, F | 0-1   | 0-0  | 1-2   | 3  | 5   | 1  | 0  | 2  | 1 | 0 9   |
| Williams, Jarvis, F   | 6-8   | 0-0  | 1-4   | 9  | 4   | 13 | 3  | 2  | 3 | 0 38  |
| Moss, Jeffery, F      | 6-8   | 4-5  | 0-0   | 2  | 3   | 16 | 1  | 1  | 0 | 0 36  |
| Payne, Cameron, G     | 7-20  | 2-7  | 0-1   | 4  | 4   | 16 | 5  | 1  | 0 | 2 32  |
| Fields, Dexter G      | 2-8   | 1-3  | 2-2   | 4  | 2   | 7  | 1  | 4  | 0 | 0 37  |
| Ford, C.J.            | 1-2   | 0-1  | 2-2   | 1  | 2   | 4  | 1  | 0  | 0 | 0 13  |
| Rambo, Tyler          | 2-7   | 0-0  | 4-10  | 6  | 2   | 8  | 2  | 0  | 0 | 0 29  |
| Gilmore, Terron       | 1-1   | 0-0  | 0-0   | 1  | 5   | 2  | 0  | 1  | 0 | 0 6   |
| TEAM                  | 1     |      |       |    |     |    |    |    |   |       |
| Totals                | 25-55 | 7-16 | 10-21 | 31 | 27  | 67 | 13 | 11 | 4 | 2 200 |

FG%: 1st Half 11-27 .407, 2nd Half 14-28 .500, Game 25-55 .455;  
3FG%: 1st Half 1-6 .167, 2nd Half 6-10 .600, Game 7-16 .438;  
FT%: 1st Half 5-11 .455, 2nd Half 5-10 .500, Game 10-21 .476;  
Deadball Rebounds: 3,1.

| Auburn              | FG    | 3FG  | FT    | R  | FTP | A  | T  | B  | S | M     |
|---------------------|-------|------|-------|----|-----|----|----|----|---|-------|
| Payne, Allen, F     | 2-6   | 0-2  | 3-3   | 10 | 2   | 7  | 1  | 1  | 0 | 0 34  |
| Dixon-Tatum, A., C  | 4-5   | 0-0  | 2-4   | 6  | 4   | 10 | 0  | 4  | 3 | 0 26  |
| Harrell, KT, G      | 5-15  | 1-6  | 6-7   | 10 | 2   | 17 | 2  | 5  | 0 | 2 35  |
| Denson, Chris, G    | 7-13  | 0-2  | 9-15  | 5  | 2   | 23 | 3  | 0  | 0 | 2 35  |
| Shamsid-Deen, T., G | 3-8   | 2-5  | 3-4   | 0  | 1   | 11 | 2  | 1  | 0 | 1 30  |
| Wade, Dion          | 1-1   | 1-1  | 0-0   | 0  | 1   | 3  | 1  | 0  | 0 | 0 8   |
| Canada, Malcolm     | 1-5   | 0-2  | 0-0   | 1  | 1   | 2  | 2  | 0  | 0 | 0 10  |
| Granger, Jordan     | 0-0   | 0-0  | 0-0   | 3  | 3   | 0  | 0  | 0  | 0 | 0 9   |
| Griciunas, Benas    | 1-1   | 0-0  | 0-0   | 3  | 4   | 2  | 0  | 2  | 1 | 0 13  |
| TEAM                | 3     |      |       |    |     |    |    |    |   |       |
| Totals              | 24-54 | 4-18 | 23-33 | 41 | 21  | 75 | 11 | 13 | 4 | 5 200 |

FG%: 1st Half 10-25 .400, 2nd Half 14-29 .483, Game 24-54 .444;  
3FG%: 1st Half 2-10 .200, 2nd Half 2-8 .250, Game 4-18 .222;  
FT%: 1st Half 10-15 .667, 2nd Half 13-18 .722, Game 23-33 .697;  
Deadball Rebounds: 5.

| SCORE BY PERIODS | 1  | 2  | F     |
|------------------|----|----|-------|
| Murray State     | 28 | 39 | -- 67 |
| Auburn           | 32 | 43 | -- 75 |

OFFICIALS--Antinio Petty; Marc Ellard, Tim Gattis  
TECHNICAL FOULS--None  
ATTENDANCE--4,171



• Game 5 •

**Auburn 78, Tennessee State 73**  
**November 26, 2013**  
**Auburn Arena • Auburn, Ala.**

Chris Denson scored 17 points, all in the second half, to lead four double-digit scorers as Auburn knocked off Tennessee State 78-73 on Tuesday in Auburn Arena.

Auburn (4-1) saw its lead slip to just two points with 40 seconds remaining on a 3-pointer by Tennessee State's Jaquan Nobles, but the Tigers responded with some timely free throw shooting in the final 35 seconds to hold on for the victory.

Led by a 9-of-10 night at the foul line by Denson, Auburn hit a season high 30-of-37 free throws (81.1 percent) to overcome a strong shooting night by TSU (0-7). Tennessee State shot 56.5 percent (26-of-46) and hit 9-of-20 3-point attempts (45 percent).

Tahj Shamsid-Deen chipped in with a career-best 16 points, primarily in the first half as Denson and KT Harrell (14 points) sat due to foul trouble. Allen Payne added 13 points, six rebounds and three steals.

Nobles led TSU with 22 points, including 6-of-9 from outside. Kennedy Eubanks and Patrick Miller each scored 17 points.

| Tennessee State     | FG           | 3FG         | FT           | R         | FTP       | A         | T         | B         | S        | M        |            |
|---------------------|--------------|-------------|--------------|-----------|-----------|-----------|-----------|-----------|----------|----------|------------|
| Rhett, M.J., F      | 2-3          | 0-0         | 2-4          | 3         | 5         | 6         | 2         | 2         | 1        | 1        | 28         |
| Eubanks, Kennedy, F | 6-10         | 1-2         | 4-7          | 9         | 17        | 1         | 2         | 1         | 1        | 1        | 37         |
| Miller, Patrick, G  | 5-10         | 1-4         | 6-13         | 4         | 3         | 17        | 8         | 2         | 0        | 1        | 38         |
| Harris, Jay, G      | 3-6          | 1-2         | 0-0          | 0         | 5         | 7         | 0         | 2         | 0        | 1        | 21         |
| Gaither, Jordan, G  | 0-3          | 0-3         | 0-0          | 2         | 3         | 0         | 3         | 2         | 0        | 0        | 22         |
| Nobles, Jaquan      | 8-11         | 6-9         | 0-0          | 5         | 4         | 22        | 2         | 0         | 0        | 2        | 27         |
| Graham, Jamonte     | 1-1          | 0-0         | 0-0          | 1         | 0         | 2         | 0         | 1         | 0        | 0        | 6          |
| Bates, Alex         | 1-1          | 0-0         | 0-0          | 1         | 3         | 2         | 0         | 1         | 0        | 0        | 12         |
| Williams, Gerald    | 0-1          | 0-0         | 0-0          | 0         | 0         | 0         | 0         | 0         | 0        | 0        | 4          |
| Wellian, Chaed      | 0-0          | 0-0         | 0-0          | 0         | 1         | 0         | 0         | 2         | 0        | 0        | 5          |
| <b>TEAM</b>         | <b>3</b>     |             |              |           |           |           |           |           |          |          |            |
| <b>Totals</b>       | <b>26-46</b> | <b>9-20</b> | <b>12-24</b> | <b>28</b> | <b>25</b> | <b>73</b> | <b>16</b> | <b>14</b> | <b>2</b> | <b>6</b> | <b>200</b> |

FG%: 1st Half 12-22 .545, 2nd Half 14-23 .583, Game 25-55 .565;  
 3FG%: 1st Half 6-10 .600, 2nd Half 3-10 .300, Game 9-20 .450;  
 FT%: 1st Half 3-6 .500, 2nd Half 9-18 .500, Game 12-24 .500;  
 Deadball Rebounds: 4.

| Auburn             | FG           | 3FG         | FT           | R         | FTP       | A         | T        | B        | S        | M        |            |
|--------------------|--------------|-------------|--------------|-----------|-----------|-----------|----------|----------|----------|----------|------------|
| Payne, Allen, F    | 3-5          | 0-1         | 7-11         | 6         | 3         | 13        | 1        | 1        | 0        | 3        | 37         |
| Dixon-Tatum, A., C | 3-3          | 0-0         | 1-3          | 5         | 4         | 7         | 1        | 0        | 1        | 0        | 27         |
| Harrell, KT, G     | 4-6          | 1-2         | 5-5          | 1         | 3         | 14        | 0        | 2        | 1        | 0        | 24         |
| Denson, Chris, G   | 4-9          | 0-1         | 9-10         | 4         | 2         | 17        | 1        | 1        | 0        | 0        | 24         |
| Shamsid-Deen, T, G | 5-13         | 1-4         | 5-5          | 2         | 3         | 16        | 3        | 2        | 0        | 0        | 31         |
| Wade, Dion         | 1-7          | 0-4         | 0-0          | 1         | 2         | 2         | 2        | 0        | 0        | 1        | 16         |
| Canada, Malcolm    | 2-3          | 0-1         | 3-3          | 1         | 1         | 7         | 0        | 0        | 0        | 3        | 16         |
| Granger, Jordon    | 1-2          | 0-0         | 0-0          | 3         | 0         | 2         | 0        | 1        | 0        | 0        | 12         |
| Griciunas, Benas   | 0-1          | 0-0         | 0-0          | 2         | 1         | 0         | 0        | 0        | 0        | 0        | 13         |
| <b>TEAM</b>        | <b>3</b>     |             |              |           |           |           |          |          |          |          |            |
| <b>Totals</b>      | <b>23-49</b> | <b>2-13</b> | <b>30-37</b> | <b>28</b> | <b>19</b> | <b>78</b> | <b>8</b> | <b>7</b> | <b>2</b> | <b>7</b> | <b>200</b> |

FG%: 1st Half 11-28 .393, 2nd Half 12-21 .571, Game 23-49 .469;  
 3FG%: 1st Half 1-9 .111, 2nd Half 1-4 .250, Game 2-13 .154;  
 FT%: 1st Half 13-16 .813, 2nd Half 17-21 .810, Game 30-37 .811;  
 Deadball Rebounds: 3,2.

| SCORE BY PERIODS | 1  | 2  | F  |    |
|------------------|----|----|----|----|
| Tennessee State  | 33 | 40 | -- | 73 |
| Auburn           | 36 | 42 | -- | 78 |

OFFICIALS--Mike Nance, Doug Simrons, Tim Clougherty  
 TECHNICAL FOULS--None  
 ATTENDANCE--4,370

• Game 6 •

**Iowa State 99, Auburn 70**  
**December 2, 2013**  
**Hilton Coliseum • Ames, Iowa**

The Auburn basketball team faced a tough challenge on Monday night in the Big XII/SEC Challenge, facing No. 17 Iowa State on its home court in Ames. Chris Denson gave Auburn 27 points and KT Harrell 19 but it wasn't enough as Iowa State won, 99-70.

Auburn led 12-5 just over 5 minutes into the first half but then saw Iowa State go on a tear, tying it at 12-12 at the 11:24 mark and then scoring 12 of the next 17 points to lead 24-17 with 8:17 left in the half.

Iowa State would take a 47-28 lead into halftime as it shot 41.0 percent from the floor and 36.8 percent from 3 while Auburn shot just 26.7 percent from the floor and 18.2 percent from deep.

Iowa State continued its torrid shooting in the second half, shooting 50 percent from the field and 37.5 percent from deep in the second half, scoring 52 points in the period.

Auburn shot 35.5 percent from the floor in the second half and 26.1 from 3-point range, tallying 42 points in the half.

Auburn, which came into the game hitting 71.3 percent from the free throw line, was 20-for-24 at the stripe for a final mark of 83.3 percent.

Iowa State had five players in double figures, led by Dustin Hogue, who finished with 22 points and 16 rebounds.

Denson scored 14 of his points in the first half while Harrell had 9.

| Auburn             | FG           | 3FG         | FT           | R         | FTP       | A         | T        | B         | S        | M        |            |
|--------------------|--------------|-------------|--------------|-----------|-----------|-----------|----------|-----------|----------|----------|------------|
| Dixon-Tatum, A., C | 1-3          | 0-0         | 0-1          | 6         | 3         | 2         | 1        | 3         | 3        | 0        | 24         |
| Harrell, KT, G     | 6-16         | 3-7         | 4-4          | 7         | 1         | 19        | 0        | 3         | 1        | 1        | 32         |
| Payne, Allen, F    | 1-5          | 0-1         | 2-2          | 3         | 0         | 4         | 2        | 1         | 1        | 0        | 23         |
| Denson, Chris, G   | 8-17         | 0-3         | 11-13        | 8         | 1         | 27        | 1        | 1         | 0        | 1        | 33         |
| Shamsid-Deen, T, G | 2-9          | 2-6         | 0-0          | 0         | 2         | 6         | 2        | 2         | 1        | 0        | 27         |
| Wade, Dion         | 1-4          | 1-4         | 0-0          | 2         | 5         | 3         | 0        | 1         | 0        | 1        | 12         |
| Thompson, Alex     | 0-1          | 0-1         | 0-0          | 1         | 0         | 0         | 0        | 0         | 0        | 0        | 8          |
| Canada, Malcolm    | 2-5          | 0-1         | 3-4          | 3         | 3         | 7         | 0        | 2         | 1        | 1        | 19         |
| Granger, Jordon    | 0-0          | 0-0         | 0-0          | 1         | 0         | 0         | 1        | 0         | 0        | 0        | 10         |
| Griciunas, Benas   | 1-1          | 0-0         | 0-0          | 2         | 0         | 2         | 0        | 0         | 0        | 0        | 6          |
| Atewe, Matthew     | 0-1          | 0-0         | 0-0          | 2         | 5         | 0         | 1        | 0         | 0        | 0        | 6          |
| <b>TEAM</b>        | <b>2</b>     |             |              |           |           |           |          |           |          |          |            |
| <b>Totals</b>      | <b>22-62</b> | <b>6-23</b> | <b>20-24</b> | <b>36</b> | <b>21</b> | <b>70</b> | <b>7</b> | <b>14</b> | <b>7</b> | <b>4</b> | <b>200</b> |

FG%: 1st Half 8-30 .267, 2nd Half 14-32 .438, Game 22-62 .355;  
 3FG%: 1st Half 2-11 .182, 2nd Half 4-12 .333, Game 6-23 .261;  
 FT%: 1st Half 10-11 .909, 2nd Half 10-13 .769, Game 20-24 .833;  
 Deadball Rebounds: 0.

| Iowa State        | FG           | 3FG          | FT           | R         | FTP       | A         | T         | B        | S        | M        |            |
|-------------------|--------------|--------------|--------------|-----------|-----------|-----------|-----------|----------|----------|----------|------------|
| Ejim, Melvin, F   | 5-12         | 0-4          | 4-4          | 10        | 3         | 14        | 1         | 3        | 0        | 0        | 28         |
| Thomas, Matt, G   | 4-9          | 4-8          | 2-2          | 3         | 3         | 14        | 2         | 0        | 0        | 0        | 25         |
| Hogue, Dustin, F  | 8-10         | 2-3          | 4-7          | 16        | 0         | 22        | 1         | 1        | 0        | 1        | 31         |
| Niang, Georges, F | 2-8          | 0-3          | 0-0          | 3         | 5         | 4         | 3         | 3        | 0        | 0        | 17         |
| Kane, DeAndre, G  | 2-9          | 0-1          | 4-6          | 3         | 2         | 8         | 7         | 0        | 1        | 1        | 25         |
| Dorsey-Walker, S. | 1-3          | 1-3          | 0-0          | 2         | 2         | 3         | 1         | 2        | 0        | 2        | 17         |
| Morris, Monté     | 3-7          | 2-4          | 4-4          | 3         | 1         | 12        | 9         | 0        | 0        | 1        | 24         |
| Long, Naz         | 4-9          | 3-7          | 0-0          | 1         | 1         | 11        | 2         | 0        | 0        | 0        | 18         |
| Bluford, K.J.     | 1-2          | 1-2          | 0-0          | 0         | 2         | 3         | 2         | 0        | 0        | 1        | 4          |
| Gibson, Percy     | 2-2          | 0-0          | 0-0          | 0         | 0         | 4         | 0         | 0        | 0        | 0        | 4          |
| Ellerman, Tyler   | 0-0          | 0-0          | 0-0          | 0         | 0         | 0         | 0         | 0        | 0        | 0        | 2          |
| Edozie, Daniel    | 1-2          | 0-0          | 2-2          | 2         | 0         | 4         | 0         | 0        | 0        | 0        | 5          |
| <b>TEAM</b>       | <b>4</b>     |              |              |           |           |           |           |          |          |          |            |
| <b>Totals</b>     | <b>33-73</b> | <b>13-35</b> | <b>20-25</b> | <b>47</b> | <b>19</b> | <b>99</b> | <b>28</b> | <b>9</b> | <b>1</b> | <b>6</b> | <b>200</b> |

FG%: 1st Half 16-39 .410, 2nd Half 17-34 .500, Game 33-73 .452;  
 3FG%: 1st Half 7-19 .368, 2nd Half 6-16 .375, Game 13-35 .371;  
 FT%: 1st Half 8-11 .727, 2nd Half 12-14 .857, Game 20-25 .800;  
 Deadball Rebounds: 4,2.

| SCORE BY PERIODS | 1  | 2  | F  |    |
|------------------|----|----|----|----|
| Auburn           | 28 | 42 | -- | 70 |
| Iowa State       | 47 | 52 | -- | 99 |

OFFICIALS--Don Daily, Ron Groover, Lee Cassell  
 TECHNICAL FOULS--None  
 ATTENDANCE--13,889

• Game 7 •

**Illinois 81, Auburn 62**  
**December 8, 2013**  
**Philips Arena • Atlanta, Ga.**

KT Harrell went for a career-high 23 points and Tahj Shamsid-Deen scored 13 but Auburn couldn't comeback from a 24-point halftime deficit, falling to Illinois, 81-62, on Sunday afternoon at Philips Arena.

Illinois (8-1) jumped out to a 41-17 halftime lead and never looked back, shooting 60 percent in the first half and upping it to 63 percent in the second half. Illinois was 7-for-13 (53.8 percent) from deep in the first half and finished the game 12-for-23 (52.2 percent) from beyond the arc for the game.

Rayvonte Rice led all scorers with 22 points, shooting 8-for-12 from the floor, while Tracy Abrams added 17 on 7-for-10 shooting and Jon Ekey had 14, going 5-for-7 from the floor and 4-for-6 from 3-point range.

Starting a different lineup for the first time this season, Auburn (4-3) was held to just 26.1 percent shooting in the first half before rebounding to shoot 51.7 percent in the second half, hitting 15-for-29 from the floor. Harrell scored 17 points in the second half as he and Shamsid-Deen combined for 30 of Auburn's 45 second-half points.

| Illinois            | FG           | 3FG          | FT         | R         | FTP       | A         | T         | B         | S        | M        |            |
|---------------------|--------------|--------------|------------|-----------|-----------|-----------|-----------|-----------|----------|----------|------------|
| Ekey, Jon, F        | 5-7          | 4-6          | 0-0        | 6         | 3         | 14        | 2         | 0         | 0        | 0        | 25         |
| Egwu, Nnanna, C     | 1-2          | 0-1          | 0-0        | 1         | 2         | 2         | 0         | 0         | 1        | 1        | 27         |
| Bertrand, Joseph, G | 3-5          | 1-2          | 0-0        | 1         | 2         | 7         | 2         | 1         | 0        | 0        | 27         |
| Abrams, Tracy, G    | 7-10         | 3-5          | 0-0        | 7         | 3         | 17        | 5         | 2         | 0        | 2        | 29         |
| Rice, Rayvonte, G   | 8-12         | 2-4          | 4-4        | 5         | 4         | 22        | 3         | 2         | 0        | 1        | 31         |
| Tate, Jaylon        | 1-2          | 1-1          | 0-0        | 2         | 1         | 3         | 4         | 2         | 0        | 1        | 18         |
| LaTulip, Mike       | 0-1          | 0-1          | 0-0        | 0         | 0         | 0         | 0         | 0         | 0        | 0        | 2          |
| Hill, Malcolm       | 1-5          | 1-2          | 0-0        | 2         | 0         | 3         | 1         | 3         | 0        | 0        | 12         |
| Morgan, Maverick    | 2-3          | 0-0          | 1-1        | 1         | 3         | 5         | 0         | 2         | 0        | 0        | 8          |
| Nunn, Kendrick      | 2-3          | 0-1          | 0-0        | 1         | 0         | 4         | 1         | 2         | 0        | 1        | 13         |
| Colbert, Austin     | 2-2          | 0-0          | 0-0        | 1         | 4         | 1         | 0         | 0         | 0        | 0        | 8          |
| <b>Totals</b>       | <b>32-52</b> | <b>12-23</b> | <b>5-5</b> | <b>27</b> | <b>19</b> | <b>81</b> | <b>19</b> | <b>14</b> | <b>1</b> | <b>6</b> | <b>200</b> |

FG%: 1st Half 15-25 .600, 2nd Half 17-27 .630, Game 32-52 .615;  
 3FG%: 1st Half 7-13 .538, 2nd Half 5-10 .500, Game 12-23 .522;  
 FT%: 1st Half 4-4 1.000, 2nd Half 1-1 1.000, Game 5-5 1.000;  
 Deadball Rebounds: 0.

| Auburn              | FG           | 3FG         | FT           | R         | FTP       | A         | T         | B         | S        | M        |            |
|---------------------|--------------|-------------|--------------|-----------|-----------|-----------|-----------|-----------|----------|----------|------------|
| Granger, Jordon, F  | 0-2          | 0-0         | 0-0          | 2         | 0         | 0         | 0         | 1         | 0        | 0        | 8          |
| Griciunas, Benas, C | 1-5          | 0-2         | 0-0          | 1         | 0         | 2         | 1         | 0         | 0        | 0        | 16         |
| Harrell, KT, G      | 6-11         | 3-6         | 8-8          | 0         | 1         | 23        | 2         | 4         | 0        | 1        | 36         |
| Denson, Chris, G    | 3-7          | 0-2         | 2-5          | 5         | 3         | 8         | 4         | 2         | 0        | 2        | 29         |
| Shamsid-Deen, T, G  | 4-8          | 3-6         | 2-2          | 0         | 1         | 13        | 4         | 3         | 0        | 1        | 32         |
| Dixon-Tatum, A.     | 3-4          | 0-0         | 1-2          | 8         | 0         | 7         | 0         | 2         | 1        | 0        | 24         |
| Payne, Allen        | 1-6          | 0-2         | 1-1          | 4         | 1         | 3         | 1         | 0         | 0        | 0        | 24         |
| Wade, Dion          | 0-1          | 0-0         | 0-0          | 1         | 1         | 0         | 1         | 0         | 0        | 0        | 7          |
| Thompson, Alex      | 0-1          | 0-1         | 0-0          | 0         | 2         | 0         | 0         | 0         | 0        | 0        | 6          |
| Canada, Malcolm     | 3-7          | 0-0         | 0-0          | 4         | 1         | 6         | 1         | 1         | 0        | 0        | 18         |
| <b>TEAM</b>         | <b>1</b>     |             |              |           |           |           |           |           |          |          |            |
| <b>Totals</b>       | <b>21-52</b> | <b>6-19</b> | <b>14-18</b> | <b>26</b> | <b>10</b> | <b>62</b> | <b>14</b> | <b>13</b> | <b>1</b> | <b>4</b> | <b>200</b> |

FG%: 1st Half 6-23 .261, 2nd Half 15-29 .517, Game 21-52 .404;  
 3FG%: 1st Half 0-4 .000, 2nd Half 6-15 .400, Game 6-19 .316;  
 FT%: 1st Half 5-6 .833, 2nd Half 9-12 .750, Game 14-18 .778;  
 Deadball Rebounds: 1,1.

| SCORE BY PERIODS | 1  | 2  | F  |    |
|------------------|----|----|----|----|
| Illinois         | 41 | 40 | -- | 81 |
| Auburn           | 17 | 45 | -- | 62 |

OFFICIALS--Ted Valentine, Jeffrey Anderson, Mike Kitts  
 TECHNICAL FOULS--



• Game 8 •

**Auburn 66, Clemson 64**  
**December 19, 2013**  
**Auburn Arena • Auburn, Ala.**

Chris Denson scored 19 points and KT Harrell added 14 points as Auburn defeated Clemson 66-64 on Thursday in Auburn Arena.

After a back and forth second half that included six ties and four lead changes, Auburn took the lead for good on a free throw by Denson with 43 seconds remaining 63-62. On the subsequent possession, Asaahn Dixon-Tatum recorded a critical block on Clemson's Rod Hall that led to two more free throws by Harrell with 14 seconds remaining.

Following a dunk by Landry Nnoko with only two seconds left, Allen Payne iced the win with a final free throw with a second remaining. Hall got away a desperation heave that went the length of the court and off the rim, but it was after the final buzzer.

Payne finished the game with eight points and seven rebounds. The Auburn bench totaled 16 points led by seven from Malcolm Canada.

Auburn (5-3) opened the game with an 8-0 run and led 17-6 after seven minutes of play. The Tigers led 23-13 with nine minutes left in the first half following a jumper by Jordon Granger.

From that point, Clemson rallied with an 11-1 run to tie the game at 24 with less than five minutes to go before the half. Clemson's Hall connected on a pair of 3-pointers in the final 55 seconds and Tahj Shamsid-Deen hit a long two as the teams went into the break tied at 34.

Clemson (8-3) scored the first nine points of the second half and Auburn trailed 43-34 with 14:46 left.

Auburn came down with five offensive rebounds on one possession that ultimately ended with a Canada layup to close the gap to 48-46 with 9:36 remaining. Dion Wade, Payne, Matthew Atewe and Canada all had offensive boards in the series.

On the next possession, Denson tied the game at 48 with 8:36 to go as the two teams would knot the score five more times in the final eight-plus minutes.

K.J. McDaniels led Clemson with 18 points. Hall had 16 points, five rebounds and four assists. Jordan Roper was the other double-figure scorer with 12 points.

| Clemson            | FG    | 3FG  | FT    | R  | FTP | A  | T | B | S | M |     |
|--------------------|-------|------|-------|----|-----|----|---|---|---|---|-----|
| Blossomgame, J., F | 1-5   | 0-1  | 1-2   | 3  | 3   | 3  | 1 | 1 | 2 | 0 | 31  |
| McDaniels, K.J., F | 7-14  | 2-3  | 2-2   | 7  | 1   | 18 | 1 | 0 | 2 | 1 | 39  |
| Nnoko, Landry, C   | 3-6   | 0-0  | 2-4   | 8  | 4   | 8  | 0 | 0 | 0 | 0 | 32  |
| Hall, Rod, G       | 3-6   | 2-3  | 8-10  | 5  | 2   | 16 | 4 | 1 | 0 | 2 | 34  |
| Harrison, D., G    | 1-2   | 0-1  | 1-2   | 1  | 1   | 3  | 2 | 3 | 0 | 1 | 14  |
| Filer, Adonis      | 0-0   | 0-0  | 0-0   | 1  | 1   | 0  | 1 | 1 | 0 | 0 | 6   |
| Coleman, Devin     | 0-1   | 0-1  | 0-0   | 1  | 0   | 0  | 0 | 0 | 0 | 0 | 2   |
| Roper, Jordan      | 5-12  | 0-2  | 2-4   | 3  | 2   | 12 | 0 | 1 | 0 | 0 | 25  |
| Djambo, Ibrahim    | 0-2   | 0-2  | 0-0   | 1  | 0   | 0  | 0 | 0 | 0 | 0 | 9   |
| Djitte, Sidy       | 2-2   | 0-0  | 0-0   | 2  | 3   | 4  | 0 | 0 | 0 | 0 | 8   |
| TEAM               | 2     |      |       |    |     |    |   |   |   |   |     |
| Totals             | 22-50 | 4-13 | 16-24 | 32 | 19  | 64 | 9 | 7 | 4 | 4 | 200 |

FG%: 1st Half 13-30 .433, 2nd Half 9-20 .450, Game 22-50 .440;  
 3FG%: 1st Half 4-9 .444, 2nd Half 0-4 .000, Game 4-13 .308;  
 FT%: 1st Half 4-6 .667, 2nd Half 12-18 .667, Game 16-24 .667;  
 Deadball Rebounds: 4, 1.

| Auburn              | FG    | 3FG  | FT    | R  | FTP | A  | T  | B  | S | M |     |
|---------------------|-------|------|-------|----|-----|----|----|----|---|---|-----|
| Payne, Allen, F     | 2-6   | 1-3  | 3-4   | 7  | 1   | 8  | 1  | 1  | 0 | 0 | 32  |
| Dixon-Tatum, A., C  | 2-3   | 0-0  | 0-1   | 5  | 4   | 4  | 0  | 3  | 2 | 0 | 25  |
| Harrell, KT, G      | 5-9   | 1-3  | 3-4   | 1  | 3   | 14 | 2  | 2  | 0 | 0 | 27  |
| Denson, Chris, G    | 9-16  | 0-3  | 1-5   | 4  | 3   | 19 | 3  | 1  | 0 | 1 | 33  |
| Shamsid-Deen, T., G | 2-5   | 1-2  | 0-0   | 4  | 4   | 5  | 2  | 2  | 0 | 0 | 24  |
| Wade, Dion          | 0-0   | 0-0  | 1-3   | 3  | 0   | 1  | 0  | 0  | 0 | 0 | 5   |
| Canada, Malcolm     | 3-5   | 0-1  | 1-1   | 3  | 1   | 7  | 2  | 1  | 0 | 1 | 16  |
| Granger, Jordon     | 1-1   | 0-0  | 0-0   | 1  | 0   | 2  | 0  | 0  | 0 | 0 | 3   |
| Gricianus, Benas    | 0-0   | 0-0  | 0-0   | 0  | 0   | 0  | 0  | 0  | 0 | 0 | 2   |
| Griffin, Chris      | 1-8   | 1-5  | 0-0   | 4  | 0   | 3  | 0  | 0  | 0 | 0 | 20  |
| Atewe, Matthew      | 1-2   | 0-0  | 1-1   | 2  | 2   | 3  | 0  | 0  | 2 | 0 | 13  |
| TEAM                | 1     |      |       |    |     |    |    |    |   |   |     |
| Totals              | 26-55 | 4-17 | 10-19 | 35 | 18  | 66 | 10 | 10 | 4 | 2 | 200 |

FG%: 1st Half 15-27 .556, 2nd Half 11-28 .393, Game 26-55 .473;  
 3FG%: 1st Half 3-9 .333, 2nd Half 1-8 .125, Game 4-17 .235;  
 FT%: 1st Half 1-3 .333, 2nd Half 9-16 .563, Game 10-19 .526;  
 Deadball Rebounds: 2.

| SCORE BY PERIODS | 1  | 2  | F  |    |
|------------------|----|----|----|----|
| Clemson          | 34 | 30 | -- | 64 |
| Auburn           | 34 | 32 | -- | 66 |

OFFICIALS--Tony Greene, Doug Sirmons, Ron Groover  
 TECHNICAL FOULS--None  
 ATTENDANCE--4,938

• Game 9 •

**Auburn 77, Boston College 67**  
**December 22, 2013**  
**Auburn Arena • Auburn, Ala.**

KT Harrell scored a career-high 29 points to lead three Auburn players in double figures as Auburn defeated Boston College, 77-67, to claim its second straight win over an ACC opponent and up its record to 6-3.

Auburn sank a season-high 10 3-pointers, including eight in the first half, as it built a 13-point halftime lead and stretched it to as many as 20 early in the second half.

Harrell, who had gone for 23 points against Illinois earlier this month, went 10-for-17 from the floor and 6-for-10 from 3-point range, scoring 16 points in the first half and 13 after intermission. The junior guard hit four 3's in the first 20 minutes.

With his double-figure night, Harrell has now scored in double figures in all nine games this season.

Chris Denson added 15 points and four assists while point guard Tahj Shamsid-Deen went for 14, hitting 5-of-7 from the floor.

Auburn jumped out to a 9-4 lead just 2:30 into the game as Denson hit a 3 and then Harrell hit back-to-back 3's. A traditional 3-point play out of Matthew Atewe made it 12-10 as Auburn hit 13 shots in the first half, eight of them from beyond the arc, to lead 37-24 at the break. Auburn ended the half on a 14-2 run over the final 4:41 and then stretched it to a 20-point lead, 44-24, with 18:28 to go in the second half.

Boston College (4-8) was led by Olivier Hanlan's 28 points. Ryan Anderson was the next highest scorer with 11.

| Boston College       | FG    | 3FG  | FT    | R  | FTP | A  | T  | B  | S | M |     |
|----------------------|-------|------|-------|----|-----|----|----|----|---|---|-----|
| Odio, Eddie, F       | 1-4   | 0-1  | 2-4   | 3  | 1   | 4  | 1  | 3  | 1 | 0 | 24  |
| Magarity, Will, F    | 2-2   | 0-0  | 3-4   | 2  | 1   | 7  | 1  | 3  | 1 | 0 | 16  |
| Dragicovich, Alex, F | 1-2   | 1-1  | 0-0   | 1  | 2   | 3  | 0  | 1  | 0 | 1 | 12  |
| Hanlan, Olivier, G   | 8-14  | 3-8  | 9-11  | 4  | 3   | 28 | 1  | 1  | 0 | 2 | 37  |
| Rahon, Joe, G        | 1-3   | 0-1  | 1-2   | 3  | 2   | 3  | 1  | 0  | 0 | 0 | 32  |
| Owens, Garland       | 0-2   | 0-2  | 0-0   | 3  | 3   | 0  | 0  | 0  | 0 | 0 | 24  |
| Anderson, Ryan       | 3-7   | 0-1  | 5-8   | 6  | 3   | 11 | 3  | 2  | 0 | 0 | 15  |
| Donahue, Sam         | 1-2   | 1-2  | 0-0   | 1  | 3   | 0  | 0  | 0  | 0 | 0 | 1   |
| Jackson, Lonnie      | 0-0   | 0-0  | 0-0   | 1  | 4   | 0  | 1  | 1  | 0 | 1 | 9   |
| Rubin, Danny         | 0-1   | 0-1  | 0-0   | 0  | 1   | 0  | 0  | 0  | 0 | 0 | 3   |
| Heckmann, Patrick    | 3-9   | 2-6  | 0-0   | 8  | 0   | 8  | 2  | 2  | 0 | 0 | 27  |
| TEAM                 | 3     |      |       |    |     |    |    |    |   |   |     |
| Totals               | 20-46 | 7-23 | 20-29 | 34 | 21  | 67 | 10 | 13 | 2 | 4 | 200 |

FG%: 1st Half 8-19 .421, 2nd Half 12-27 .444, Game 20-46 .435;  
 3FG%: 1st Half 3-9 .333, 2nd Half 4-14 .286, Game 7-23 .304;  
 FT%: 1st Half 5-8 .625, 2nd Half 15-21 .714, Game 20-29 .690;  
 Deadball Rebounds: 5, 1.

| Auburn              | FG    | 3FG   | FT    | R  | FTP | A  | T  | B | S | M |     |
|---------------------|-------|-------|-------|----|-----|----|----|---|---|---|-----|
| Payne, Allen, F     | 1-3   | 0-0   | 0-0   | 7  | 3   | 2  | 2  | 1 | 0 | 0 | 30  |
| Dixon-Tatum, A., C  | 2-4   | 0-0   | 0-1   | 5  | 4   | 4  | 3  | 1 | 1 | 0 | 20  |
| Harrell, KT, G      | 10-17 | 6-10  | 3-3   | 2  | 4   | 29 | 3  | 0 | 0 | 0 | 35  |
| Denson, Chris, G    | 4-14  | 1-6   | 6-8   | 4  | 1   | 15 | 4  | 1 | 0 | 2 | 38  |
| Shamsid-Deen, T., G | 5-7   | 2-3   | 2-3   | 1  | 3   | 14 | 1  | 2 | 0 | 1 | 31  |
| Wade, Dion          | 1-1   | 1-1   | 0-0   | 0  | 0   | 0  | 0  | 0 | 0 | 0 | 3   |
| Canada, Malcolm     | 0-1   | 0-1   | 0-1   | 1  | 0   | 0  | 1  | 1 | 0 | 1 | 10  |
| Granger, Jordon     | 0-0   | 0-0   | 0-0   | 0  | 2   | 0  | 1  | 0 | 0 | 0 | 7   |
| Gricianus, Benas    | 1-2   | 0-0   | 0-0   | 0  | 2   | 0  | 0  | 0 | 0 | 0 | 2   |
| Griffin, Chris      | 0-2   | 0-1   | 5-5   | 2  | 5   | 0  | 1  | 0 | 0 | 0 | 12  |
| Atewe, Matthew      | 1-1   | 0-0   | 1-1   | 2  | 2   | 3  | 0  | 0 | 1 | 0 | 12  |
| TEAM                | 2     |       |       |    |     |    |    |   |   |   |     |
| Totals              | 25-52 | 10-22 | 17-22 | 26 | 21  | 77 | 15 | 7 | 2 | 4 | 199 |

FG%: 1st Half 13-24 .542, 2nd Half 12-28 .429, Game 25-52 .481;  
 3FG%: 1st Half 8-14 .571, 2nd Half 2-8 .250, Game 10-22 .455;  
 FT%: 1st Half 3-5 .600, 2nd Half 14-17 .824, Game 17-22 .773;  
 Deadball Rebounds: 1.

| SCORE BY PERIODS | 1  | 2  | F  |    |
|------------------|----|----|----|----|
| Boston College   | 24 | 43 | -- | 67 |
| Auburn           | 37 | 40 | -- | 77 |

OFFICIALS--Doug Shows, Pat Adams, Joe Lindsay  
 TECHNICAL FOULS--None  
 ATTENDANCE--4,622

• Game 10 •

**Auburn 91, Arkansas-Pine Bluff 59**  
**December 30, 2013**  
**Auburn Arena • Auburn, Ala.**

K.T. Harrell scored 19 points, Chris Denson chipped in 17 as the Auburn men's basketball team cruised by Arkansas Pine-Bluff 91-59 on Monday night.

Auburn (7-3) shot 65 percent from the field in the win, the best performance by a team in the Tony Barbee era. The Tigers' 91 points are its second-highest total this season and Auburn hit 10 three-pointers for the second straight game. Auburn's 24 assists were also a season high.

The SEC's top-scoring duo continued their hot shooting from the field as Harrell scored in double figures for the tenth straight game. The junior finished 7-of-9 from the field including four treys, while adding four rebounds and three assists.

Denson was 7-of-10 from the free throw line to finish in doubles figures for the third straight game. The senior provided the Tigers with a spark early on against Arkansas Pine-Bluff (2-10), scoring eight straight points in the game's first five minutes.

Dion Wade added a career-high 15 points off the bench and finished a perfect 4-for-4 from three. Tahj Shamsid-Deen attacked the Lions' defense and finished with nine points and set a career high with eight assists in the victory. The freshman added five points in the second half along with five assists.

The Tigers used a 19-5 run over the game's first six minutes, hitting six straight shots from the field to jump out to the early lead over UAPB and did not look back. Auburn shot 74 percent from the field in the first half and hit six three's from range. The Tigers' 53 points in the first half also set a season-high.

Auburn's defense held UAPB to just 25 points in the opening frame, the second-fewest allowed by the Tigers this year while recording 10 first-half turnovers and seven blocked shots. The Tigers forced a season-high 20 turnovers and held the Golden Lions to just 32 percent from the field.

In the second half, the Tigers continued their hot shooting from the field to push their lead to 36 with 15:13 left in the game. Down the stretch, Harrell and Denson traded out alley-oop dunks to close out the night to extend Auburn's lead.

Allen Payne recorded eight points with five boards for the Tigers, while Chris Griffin scored seven points and Matthew Atewe led Auburn with seven rebounds and chipped in a season-high six points.

| Arkansas-Pine Bluff | FG    | 3FG  | FT   | R  | FTP | A  | T  | B  | S | M  |     |
|---------------------|-------|------|------|----|-----|----|----|----|---|----|-----|
| Haynes, Davon, F    | 5-17  | 0-1  | 1-3  | 10 | 4   | 11 | 1  | 4  | 1 | 1  | 31  |
| Floyd, Jaylon, F    | 0-1   | 0-0  | 0-2  | 2  | 1   | 0  | 0  | 0  | 1 | 0  | 13  |
| Mosley, Marcel, G   | 2-9   | 2-6  | 2-2  | 1  | 3   | 8  | 1  | 3  | 0 | 2  | 24  |
| Hammond, Tevin, G   | 6-17  | 4-9  | 3-4  | 1  | 4   | 19 | 5  | 6  | 0 | 2  | 38  |
| Robinson, G., G     | 1-4   | 1-3  | 0-0  | 2  | 1   | 3  | 0  | 1  | 0 | 0  | 18  |
| Tingle, Sean        | 0-4   | 0-0  | 3-4  | 3  | 3   | 0  | 3  | 0  | 2 | 0  | 18  |
| Whitting, Trent     | 0-0   | 0-0  | 0-0  | 2  | 1   | 0  | 3  | 1  | 0 | 1  | 14  |
| Savage, Chandler    | 1-2   | 0-0  | 0-0  | 2  | 1   | 2  | 0  | 1  | 0 | 2  | 12  |
| McIntyre, DeAndre   | 5-8   | 1-1  | 0-2  | 1  | 1   | 11 | 1  | 1  | 0 | 2  | 28  |
| Brown, Jordan       | 1-2   | 0-0  | 0-0  | 2  | 0   | 2  | 0  | 0  | 0 | 0  | 4   |
| TEAM                | 3     |      |      |    |     |    |    |    |   |    |     |
| Totals              | 21-64 | 8-20 | 9-17 | 29 | 19  | 59 | 11 | 20 | 2 | 12 | 200 |

FG%: 1st Half 10-29 .345, 2nd Half 11-35 .314, Game 21-64 .328;  
 3FG%: 1st Half 4-8 .500, 2nd Half 4-12 .333, Game 8-20 .400;  
 FT%: 1st Half 1-4 .250, 2nd Half 8-13 .615, Game 9-17 .529;  
 Deadball Rebounds: 3, 3.

| Auburn              | FG  | 3FG | FT   | R | FTP | A  | T | B | S | M |    |
|---------------------|-----|-----|------|---|-----|----|---|---|---|---|----|
| Payne, Allen, F     | 4-6 | 0-1 | 0-0  | 5 | 2   | 8  | 4 | 1 | 1 | 0 | 24 |
| Dixon-Tatum, A., C  | 3-3 | 0-0 | 0-0  | 3 | 2   | 6  | 0 | 1 | 3 | 0 | 12 |
| Harrell, KT, G      | 7-9 | 4-6 | 1-2  | 4 | 1   | 19 | 3 | 5 | 0 | 2 | 25 |
| Denson, Chris, G    | 5-9 | 0-2 | 7-10 | 5 | 1   | 17 | 4 | 4 | 0 | 1 | 26 |
| Shamsid-Deen, T., G | 4-6 | 1-3 | 0-0  | 2 | 0   | 9  | 8 | 0 | 1 | 3 | 26 |
| Waddell, Devin      | 0-0 | 0-0 | 0-0  | 0 | 0   | 0  | 0 | 0 | 0 | 0 | 1  |
| Wade, Dion          | 4-5 | 4-4 | 3-4  | 2 | 2   | 15 | 2 | 1 | 0 | 2 | 18 |
| Thompson, Alex      | 0-1 | 0-0 | 0-2  | 1 | 1   | 0  | 0 | 2 | 0 | 0 | 8  |
| Canada, Malcolm     | 1-2 | 0-0 | 0-0  | 3 | 4   | 2  | 4 | 0 | 1 | 1 | 15 |
| Holmes, C.J.        | 0-0 | 0-0 | 0-0  | 0 | 0   | 0  | 0 | 0 | 0 | 0 | 1  |
| Gricianus, Benas    | 1-2 | 0-0 | 0-0  | 5 | 0   | 2  | 1 | 1 | 2 | 0 | 12 |



• Game 11 •

**Auburn 81, Florida A&M 50**  
**January 4, 2014**  
**Auburn Arena • Auburn, Ala.**

Allen Payne had his second career double-double and was one of three Auburn players to finish in double figures in points with 16 as Auburn cruised to an 81-50 win over Florida A&M in its final non-conference game of the season on Saturday night.

Payne, who had one career double-double coming into the night, reached his second by halftime, dropping in 12 of his 16 points and grabbing 11 of his career-best 13 boards before intermission. He also finished with a career-best five assists, three of which were in the first half, as Auburn ended the non-conference season on a four-game winning streak to take an 8-3 record into SEC play next week.

KT Harrell scored a game-high 22 points for his 11th consecutive double-digit scoring game. The junior finished the game 7-for-12 from the floor, hitting the 20-point mark for the fifth time this season.

Chris Denson was the third Auburn player in double figures, hitting his average with 19 points. Most of his damage came in the second half as he was limited to just four minutes of action in the first half due to a pair of quick fouls.

Auburn jumped out to a 38-27 halftime lead as it shot 45.9 (17-for-37) percent from the floor while holding Florida A&M (4-11) to just 27.3 percent (9-for-33).

Auburn upped its scoring in the second half, dropping in 43 points on 51.9 percent shooting (14-for-27), the fifth straight game it shot at least 50 percent in a half.

The team also finished with double-digit blocks for the second straight game, registering 10 as Asaiah Dixon-Tatum and Matthew Atewe each had four and Chris Griffin had two. Griffin added nine points and seven rebounds while Dixon-Tatum also had seven boards.

Auburn's 56 rebounds were a season-high and are the most pulled down by an Tony Barbee team at Auburn.

Florida A&M was held without a player in double figures. Jamie Adams finished with a team-high nine points while three players, Jomari Bradshaw, Trey Kellum and Greg Nelson each finished with eight.

| Florida A&M            | FG    | 3FG  | FT    | R  | FTP | A  | T | B  | S | M  |
|------------------------|-------|------|-------|----|-----|----|---|----|---|----|
| Rozier, Christopher, F | 0-4   | 0-2  | 0-0   | 1  | 0   | 0  | 1 | 1  | 0 | 9  |
| Bradshaw, Jomari, F    | 4-16  | 0-3  | 0-0   | 7  | 2   | 8  | 0 | 2  | 0 | 21 |
| Kellum, Trey, F        | 3-7   | 0-0  | 2-5   | 6  | 4   | 8  | 2 | 1  | 0 | 22 |
| Adams, Jamie, G        | 3-8   | 2-6  | 1-1   | 0  | 1   | 9  | 0 | 2  | 0 | 20 |
| Spiller, Richie, G     | 1-4   | 0-0  | 2-2   | 2  | 2   | 4  | 0 | 2  | 0 | 24 |
| Conner, Willie         | 0-3   | 0-0  | 1-2   | 1  | 1   | 0  | 2 | 0  | 0 | 9  |
| Lewis, Reggie          | 1-4   | 1-2  | 0-0   | 0  | 3   | 0  | 2 | 0  | 0 | 15 |
| Bullard, D'Andre       | 2-6   | 1-2  | 1-2   | 1  | 1   | 6  | 1 | 1  | 0 | 19 |
| Nelson, Greg           | 0-4   | 0-3  | 8-9   | 0  | 0   | 8  | 0 | 0  | 0 | 13 |
| Crawford, Pierre       | 0-6   | 0-0  | 1-2   | 6  | 5   | 0  | 0 | 0  | 0 | 13 |
| King, Bobby            | 0-1   | 0-0  | 1-2   | 2  | 0   | 1  | 0 | 1  | 0 | 7  |
| Davis, Walter          | 0-0   | 0-0  | 2-2   | 5  | 2   | 2  | 2 | 0  | 4 | 1  |
| Odi, Onyekachukwu      | 0-1   | 0-0  | 0-0   | 1  | 3   | 0  | 0 | 1  | 1 | 0  |
| TEAM                   | 5     |      |       |    |     |    |   |    |   |    |
| Totals                 | 14-64 | 4-18 | 18-27 | 37 | 21  | 50 | 6 | 14 | 7 | 6  |

FG%: 1st Half 9-33 .273, 2nd Half 5-31 .161, Game 14-64 .219;  
 3FG%: 1st Half 3-10 .300, 2nd Half 1-8 .125, Game 4-18 .222;  
 FT%: 1st Half 6-9 .667, 2nd Half 12-18 .667, Game 18-27 .667;  
 Deadball Rebounds: 5,1.

| Auburn              | FG    | 3FG  | FT    | R  | FTP | A  | T  | B  | S  | M |
|---------------------|-------|------|-------|----|-----|----|----|----|----|---|
| Payne, Allen, F     | 7-13  | 0-1  | 2-3   | 13 | 0   | 16 | 5  | 0  | 0  | 2 |
| Dixon-Tatum, A., C  | 2-5   | 0-0  | 0-3   | 7  | 2   | 4  | 1  | 2  | 4  | 0 |
| Harrell, KT, G      | 7-12  | 2-5  | 6-6   | 3  | 2   | 22 | 4  | 3  | 0  | 1 |
| Denson, Chris, G    | 8-13  | 1-2  | 2-6   | 6  | 3   | 19 | 2  | 1  | 0  | 1 |
| Shamsid-Deen, T., G | 0-2   | 0-1  | 0-0   | 2  | 2   | 0  | 3  | 0  | 0  | 1 |
| Wade, Dion          | 0-1   | 0-1  | 0-0   | 1  | 4   | 0  | 0  | 1  | 0  | 1 |
| Thompson, Alex      | 0-0   | 0-0  | 0-0   | 0  | 0   | 0  | 0  | 0  | 0  | 5 |
| Canada, Malcolm     | 2-5   | 0-0  | 2-3   | 5  | 3   | 6  | 1  | 3  | 0  | 0 |
| Griffin, Chris      | 4-10  | 1-6  | 0-0   | 7  | 1   | 9  | 1  | 1  | 2  | 2 |
| Atewe, Matthew      | 1-3   | 0-0  | 3-6   | 4  | 1   | 5  | 0  | 2  | 4  | 1 |
| TEAM                | 8     |      |       |    |     |    |    |    |    |   |
| Totals              | 31-64 | 4-16 | 15-27 | 56 | 19  | 81 | 17 | 13 | 10 | 9 |

FG%: 1st Half 17-37 .459, 2nd Half 14-27 .519, Game 31-64 .484;  
 3FG%: 1st Half 2-10 .200, 2nd Half 2-6 .333, Game 4-16 .250;  
 FT%: 1st Half 2-4 .500, 2nd Half 13-23 .565, Game 15-27 .556;  
 Deadball Rebounds: 5.

| SCORE BY PERIODS | 1  | 2  | F  |
|------------------|----|----|----|
| Florida A&M      | 27 | 23 | -- |
| Auburn           | 38 | 43 | -- |

OFFICIALS--Byron Jarrett, Nathan Quick, Detric Taylor  
 TECHNICAL FOULS--Auburn-THEM  
 ATTENDANCE--4,677

• Game 12 •

**Ole Miss 65, Auburn 62**  
**January 9, 2014**  
**Tad Smith Coliseum • Oxford, Miss.**

Chris Denson led all scorers with 28 points but he got little offensive help from his teammates as Auburn dropped its SEC opener at Ole Miss, 65-62.

Denson, who along with KT Harrell form the highest scoring 1-2 punch in the SEC, shot just 10-for-25 from the field (3-for-9 from 3-point) and 5-for-10 from the free throw line while Harrell finished with just 11 points on 2-for-9 shooting (2-for-6 3-pointers).

Auburn had multiple chances to tie the game up in the waning seconds of the game but Chris Griffin, Denson and Harrell all missed 3's in the final minute and Malcolm Canada had his shot blocked with 26 seconds left.

Ole Miss had four players in double figures, led by Derrick Millinghaus' 16 points and Jarvis Summers' 14. Aaron Jones finished with 12 points, 7 rebounds, 5 blocks and 5 steals.

The loss snapped a four-game winning streak for Auburn.

Auburn trailed by just three at the half, 31-28, and would take a five-point lead, 38-33, at the 14:08 point of the second half as Auburn scored five of Auburn's first 10 points out of the break.

The two teams traded leads eight times in the final 20 minutes, with Auburn's last lead coming with 3:56 left and Auburn up, 57-56. From there Ole Miss out-scored Auburn, 8-6 to claim its fifth straight win over Auburn.

| Auburn              | FG    | 3FG  | FT    | R  | FTP | A  | T  | B  | S | M |
|---------------------|-------|------|-------|----|-----|----|----|----|---|---|
| Payne, Allen, F     | 2-5   | 0-0  | 0-0   | 7  | 0   | 4  | 1  | 0  | 0 | 2 |
| Dixon-Tatum, A., C  | 4-6   | 0-0  | 0-0   | 6  | 5   | 8  | 1  | 1  | 2 | 0 |
| Harrell, KT, G      | 2-9   | 2-6  | 5-5   | 2  | 3   | 11 | 3  | 5  | 0 | 1 |
| Denson, Chris, G    | 10-25 | 3-9  | 5-10  | 5  | 3   | 28 | 0  | 5  | 0 | 1 |
| Shamsid-Deen, T., G | 1-3   | 0-1  | 0-0   | 3  | 5   | 2  | 2  | 0  | 0 | 0 |
| Wade, Dion          | 2-3   | 2-3  | 0-0   | 1  | 0   | 6  | 4  | 0  | 1 | 2 |
| Canada, Malcolm     | 0-2   | 0-0  | 0-0   | 4  | 1   | 0  | 1  | 1  | 1 | 2 |
| Griunas, Benas      | 0-0   | 0-0  | 0-0   | 0  | 0   | 0  | 0  | 0  | 0 | 0 |
| Griffin, Chris      | 1-3   | 1-3  | 0-0   | 7  | 2   | 3  | 1  | 3  | 1 | 0 |
| Atewe, Matthew      | 0-0   | 0-0  | 0-0   | 2  | 1   | 0  | 0  | 3  | 0 | 0 |
| TEAM                | 3     |      |       |    |     |    |    |    |   |   |
| Totals              | 22-56 | 8-22 | 10-15 | 40 | 20  | 62 | 13 | 18 | 5 | 7 |

FG%: 1st Half 10-24 .417, 2nd Half 12-32 .375, Game 22-56 .393;  
 3FG%: 1st Half 4-8 .500, 2nd Half 4-14 .286, Game 8-22 .364;  
 FT%: 1st Half 4-7 .571, 2nd Half 6-8 .750, Game 10-15 .667;  
 Deadball Rebounds: 3.

| Ole Miss           | FG    | 3FG  | FT    | R  | FTP | A  | T  | B | S | M  |
|--------------------|-------|------|-------|----|-----|----|----|---|---|----|
| Jones, Aaron, F    | 5-10  | 0-0  | 2-3   | 7  | 3   | 12 | 2  | 1 | 5 | 5  |
| Cox, Demarco, C    | 1-3   | 0-0  | 2-4   | 4  | 1   | 4  | 0  | 0 | 0 | 0  |
| Millinghaus, D., G | 5-11  | 2-5  | 4-5   | 1  | 2   | 16 | 3  | 1 | 0 | 3  |
| White, LaDarius, G | 2-4   | 2-3  | 4-8   | 3  | 2   | 10 | 2  | 1 | 1 | 1  |
| Summers, Jarvis, G | 6-17  | 2-5  | 0-1   | 2  | 1   | 14 | 4  | 3 | 0 | 0  |
| Newby, Martavious  | 1-3   | 0-0  | 0-0   | 2  | 2   | 2  | 1  | 2 | 0 | 1  |
| Saiz, Sebastian    | 0-2   | 0-0  | 0-0   | 2  | 1   | 0  | 1  | 0 | 0 | 0  |
| Coleby, Dwight     | 1-1   | 0-0  | 0-0   | 0  | 2   | 1  | 0  | 1 | 0 | 0  |
| Joesaar, Janari    | 2-2   | 1-1  | 0-0   | 3  | 1   | 5  | 0  | 1 | 0 | 9  |
| TEAM               | 6     |      |       |    |     |    |    |   |   |    |
| Totals             | 23-53 | 7-14 | 12-21 | 30 | 13  | 65 | 14 | 9 | 7 | 10 |

FG%: 1st Half 12-31 .387, 2nd Half 11-22 .500, Game 23-53 .434;  
 3FG%: 1st Half 4-10 .400, 2nd Half 3-4 .750, Game 7-14 .500;  
 FT%: 1st Half 3-4 .750, 2nd Half 9-17 .529, Game 12-21 .571;  
 Deadball Rebounds: 5.

| SCORE BY PERIODS | 1  | 2  | F  |
|------------------|----|----|----|
| Auburn           | 28 | 34 | -- |
| Ole Miss         | 31 | 34 | -- |

OFFICIALS--Anthony Jordan, Joe Lindsay, Rick Hartzell  
 TECHNICAL FOULS--None  
 ATTENDANCE--6,355

• Game 13 •

**#21 Missouri 70, Auburn 68**  
**January 11, 2014**  
**Auburn Arena • Auburn, Ala.**

Auburn basketball battled for 40 minutes on Saturday in Auburn Arena, but came up just short, falling to No. 21 Missouri 70-68 in the final seconds.

Chris Denson split a pair of free throws five seconds remaining to cut the deficit to two and Missouri's Torren Jones couldn't corral the rebound following the missed second attempt setting up a tying attempt for the Tigers.

Auburn (8-5, 0-2 SEC) was unable to get the ball inbounds successfully and Jabari Brown came up with the steal as time expired to hand the Tigers their second consecutive loss.

"I thought defensively we played a great game," Auburn head coach Tony Barbee said. "I thought offensively we executed fairly well, shooting almost 54 percent in the second half. But when it matters the most, in those key moments, your execution has got to be at its highest, and in those key moments, those last three or four possessions, our execution was at its lowest in this game."

The Tigers forced Mizzou into 15 turnovers and held it to 32.7 percent (17-of-52) shooting for the game.

Missouri (13-2, 1-1 SEC) took a six-point lead with 7:26 remaining following a layup by Jordan Clarkson, but Auburn rallied with an 8-3 run and took a 67-66 lead with less than two minutes to go on a layup by Denson.

Auburn scored only the single Denson free throw in the final 1:51 as Earnest Ross sank four free throws and blocked an attempt by KT Harrell in the final 8 seconds.

Harrell scored 27 points on the night, including 14 after halftime. He added five rebounds. Freshman Alex Thompson entered Saturday's game with one point on the season, but scored eight points on the day, including a pair of 3-pointers.

Tahj Shamsid-Dean scored 13 points with six assists. He now has 19 assists and two turnovers in his last four games.

Missouri was 31-of-41 at the foul line, while Auburn hit just 14-of-26. The Tigers blocked eight shots on the night, including three by Dion Wade, but were out-rebounded 44-to-28, including 20 offensive boards for Mizzou.

| Missouri               | FG    | 3FG  | FT    | R  | FTP | A  | T | B  | S | M  |
|------------------------|-------|------|-------|----|-----|----|---|----|---|----|
| Williams, Johnathan, F | 2-5   | 0-0  | 4-6   | 5  | 5   | 8  | 0 | 1  | 3 | 0  |
| Rosburg, Ryan, F       | 1-1   | 0-0  | 0-1   | 2  | 5   | 2  | 2 | 1  | 0 | 11 |
| Clarkson, Jordan, G    | 6-11  | 0-2  | 8-11  | 4  | 2   | 20 | 1 | 2  | 0 | 0  |
| Brown, Jabari, G       | 4-13  | 3-8  | 4-4   | 2  | 3   | 15 | 2 | 2  | 0 | 1  |
| Ross, Earnest, G       | 3-9   | 2-4  | 8-8   | 7  | 3   | 16 | 0 | 3  | 1 | 1  |
| Clark, Wes             | 0-6   | 0-1  | 0-0   | 2  | 2   | 0  | 3 | 1  | 0 | 1  |
| Rector, Shane          | 0-0   | 0-0  | 2-2   | 1  | 2   | 0  | 0 | 0  | 0 | 4  |
| Jones, Torren          | 0-4   | 0-0  | 4-4   | 1  | 2   | 4  | 1 | 3  | 0 | 1  |
| Post, Keanau           | 1-3   | 0-0  | 1-5   | 6  | 1   | 3  | 0 | 2  | 0 | 0  |
| TEAM                   | 4     |      |       |    |     |    |   |    |   |    |
| Totals                 | 17-52 | 5-15 | 31-41 | 44 | 23  | 70 | 9 | 15 | 5 | 4  |

FG%: 1st Half 8-26 .308, 2nd Half 9-26 .346, Game 17-52 .327;  
 3FG%: 1st Half 2-6 .333, 2nd Half 3-9 .333, Game 5-15 .333;  
 FT%: 1st Half 15-20 .750, 2nd Half 16-21 .762, Game 31-41 .756;  
 Deadball Rebounds: 6,4.

| Auburn              | FG    | 3FG  | FT    | R  | FTP | A  | T | B  | S | M |
|---------------------|-------|------|-------|----|-----|----|---|----|---|---|
| Payne, Allen, F     | 0-0   | 0-0  | 0-0   | 0  | 0   | 0  | 0 | 0  | 0 | 2 |
| Dixon-Tatum, A., C  | 3-5   | 0-0  | 1-2   | 7  | 4   | 7  | 0 | 2  | 1 | 1 |
| Harrell, KT, G      | 9-17  | 3-9  | 6-9   | 5  | 2   | 27 | 1 | 2  | 0 | 1 |
| Denson, Chris, G    | 4-10  | 0-2  | 3-10  | 2  | 2   | 11 | 2 | 1  | 0 | 0 |
| Shamsid-Deen, T., G | 4-10  | 3-7  | 2-2   | 1  | 3   | 13 | 6 | 2  | 0 | 2 |
| Wade, Dion          | 0-2   | 0-2  | 2-3   | 2  | 3   | 2  | 0 | 1  | 3 | 1 |
| Thompson, Alex      | 3-4   | 2-3  | 0-0   | 2  | 4   | 8  | 0 | 0  | 0 | 1 |
| Canada, Malcolm     | 0-1   | 0-0  | 0-0   | 0  | 0   | 0  | 0 | 0  | 0 | 0 |
| Granger, Jordan     | 0-4   | 0-0  | 0-0   | 3  | 4   | 0  | 0 | 1  | 2 | 1 |
| Griunas, Benas      | 0-0   | 0-0  | 0-0   | 0  | 0   | 0  | 0 | 0  | 0 | 0 |
| Atewe, Matthew      | 0-0   | 0-0  | 0-0   | 3  | 5   | 0  | 0 | 1  | 2 | 0 |
| TEAM                | 3     |      |       |    |     |    |   |    |   |   |
| Totals              | 23-53 | 8-23 | 14-26 | 28 | 28  | 68 | 9 | 10 | 8 | 7 |

FG%: 1st Half 8-25 .320, 2nd Half 15-28 .536, Game 23-53 .434;  
 3FG%: 1st Half 4-15 .267, 2nd Half 4-8 .500, Game 8-23 .348;  
 FT%: 1st Half 10-17 .588, 2nd Half 4-9 .444, Game 14-26 .538;  
 Deadball Rebounds: 5.

| SCORE BY PERIODS | 1  | 2  | F  |
|------------------|----|----|----|
| Missouri         | 33 | 37 | -- |
| Auburn           | 30 | 38 | -- |

OFFICIALS--Mike Nance, Lee Cassell, CJ Washington  
 TECHNICAL FOULS--Auburn-Matthew Atewe  
 ATTENDANCE--7,181





• Game 14 •

Tennessee 78, Auburn 67

January 15, 2014

Thompson-Boling Arena • Knoxville, Tenn.

Chris Denson scored 18 second-half points en route to a 24-point night but it wasn't enough to overcome five Tennessee players in double-digits as Auburn fell, 78-67, in Knoxville.

Tennessee (11-5, 2-1 SEC) scored the first basket of the game and never allowed Auburn to get closer than two points the rest of the way, leading 33-28 at the break.

Denson, who came into the game averaging 19.1 ppg, finished the game 10-for-18 from the floor and 4-for-7 from the free throw line.

KT Harrell, who was the top scorer in the SEC at 19.3 ppg entering the contest, picked up a pair of fouls in the first two minutes of the game and was held to 15 points on 5-for-15 shooting (3-for-7 3-pointers).

The loss was the third straight for Auburn (8-6, 0-3 SEC) to open up conference play.

Asaiah Dixon-Tatum matched his season-high with 8 rebounds in the losing effort.

Jordan McRae led Tennessee with 21 points and was followed by Josh Richardson (15), Jarnell Stokes (14) and Jeronne Maymon and Antonio Barton (11 each).

| Auburn              | FG    | 3FG  | FT   | R  | FTP | A  | T | B  | S | M     |
|---------------------|-------|------|------|----|-----|----|---|----|---|-------|
| Payne, Allen, F     | 1-7   | 1-2  | 1-2  | 4  | 2   | 4  | 2 | 1  | 2 | 28    |
| Dixon-Tatum, A., C  | 2-5   | 0-0  | 2-2  | 8  | 4   | 6  | 0 | 2  | 1 | 0 29  |
| Harrell, KT, G      | 5-15  | 3-7  | 2-2  | 3  | 3   | 15 | 2 | 4  | 0 | 0 30  |
| Denson, Chris, G    | 10-18 | 0-1  | 4-7  | 3  | 2   | 24 | 1 | 3  | 1 | 0 36  |
| Shamsid-Deen, T., G | 4-8   | 2-4  | 0-1  | 0  | 4   | 10 | 2 | 1  | 0 | 1 33  |
| Wade, Dion          | 1-2   | 0-1  | 0-0  | 2  | 3   | 2  | 0 | 0  | 0 | 1 13  |
| Thompson, Alex      | 1-2   | 1-1  | 0-0  | 2  | 0   | 3  | 0 | 1  | 0 | 0 10  |
| Canada, Malcolm     | 1-2   | 1-1  | 0-0  | 1  | 3   | 3  | 0 | 0  | 0 | 0 7   |
| Atewe, Matthew      | 0-2   | 0-0  | 0-0  | 3  | 4   | 0  | 1 | 0  | 1 | 0 14  |
| TEAM                | 2     |      |      |    |     |    |   |    |   |       |
| Totals              | 25-61 | 8-17 | 9-14 | 28 | 25  | 67 | 8 | 12 | 3 | 4 200 |

FG%: 1st Half 11-31 .355, 2nd Half 14-30 .467, Game 25-61 .410;  
 3FG%: 1st Half 4-10 .400, 2nd Half 4-7 .571, Game 8-17 .471;  
 FT%: 1st Half 2-1 1.000, 2nd Half 7-12 .583, Game 9-14 .643;  
 Deadball Rebounds: 1.

| Tennessee           | FG    | 3FG | FT    | R  | FTP | A  | T  | B  | S | M     |
|---------------------|-------|-----|-------|----|-----|----|----|----|---|-------|
| Stokes, Jarnell, F  | 4-7   | 0-0 | 6-6   | 14 | 1   | 14 | 3  | 3  | 1 | 0 38  |
| Maymon, Jeronne, F  | 4-7   | 0-0 | 3-3   | 8  | 5   | 11 | 3  | 1  | 1 | 1 25  |
| Richardson, Josh, G | 7-11  | 1-2 | 0-0   | 2  | 1   | 15 | 1  | 0  | 0 | 4 38  |
| Barton, Antonio, G  | 3-8   | 1-3 | 4-5   | 3  | 2   | 11 | 2  | 1  | 0 | 0 32  |
| McRae, Jordan, G    | 6-14  | 1-3 | 8-12  | 5  | 3   | 21 | 3  | 5  | 0 | 0 37  |
| Thompson, Darius    | 1-1   | 0-0 | 0-2   | 1  | 1   | 2  | 2  | 3  | 0 | 0 11  |
| Reese, Derek        | 1-3   | 0-1 | 2-2   | 5  | 3   | 4  | 0  | 1  | 0 | 0 17  |
| Edwards, D'Montre   | 0-0   | 0-0 | 0-0   | 1  | 0   | 0  | 0  | 0  | 0 | 1 2   |
| TEAM                | 3     |     |       |    |     |    |    |    |   |       |
| Totals              | 26-51 | 3-9 | 23-30 | 42 | 16  | 78 | 14 | 15 | 2 | 6 200 |

FG%: 1st Half 14-29 .483, 2nd Half 12-22 .545, Game 26-51 .510;  
 3FG%: 1st Half 2-7 .286, 2nd Half 1-2 .500, Game 3-9 .333;  
 FT%: 1st Half 3-5 .600, 2nd Half 20-25 .800, Game 23-30 .767;  
 Deadball Rebounds: 2.

| SCORE BY PERIODS | 1  | 2  | F     |
|------------------|----|----|-------|
| Auburn           | 28 | 39 | -- 67 |
| Tennessee        | 33 | 45 | -- 78 |

OFFICIALS--Antinio Petty, Leslie Jones, Kevin Fehr  
 TECHNICAL FOULS--None  
 ATTENDANCE--14,205

• Game 15 •

#7 Florida 68, Auburn 61

January 18, 2014

Auburn Arena • Auburn, Ala.

Auburn basketball came up just short to No. 7 Florida 68-61 on Saturday in Auburn Arena.

"Give Florida credit. They made the plays when they had to make them," Auburn head coach Tony Barbee said. "It wasn't their first-shot offense that beat us. It was our inability to make that play. They made that play. It wasn't off of an action. They got a shot, and then they went and got a rebound two or three times. We guarded them, then all of a sudden the court was broken and then all of a sudden a guy goes and makes a play for them. So give Florida credit. They made the plays down the stretch and we didn't."

The Tigers (8-7, 0-4 SEC) trailed 27-14 with 4:53 remaining in the first half, but used a 14-0 run to take a 28-27 lead on two free throws by Allen Payne with 1:52 to go before halftime.

Following two free throws by Scottie Wilbekin, the Gators (15-2, 4-0 SEC) led 33-32 at the break.

Auburn closed the gap to within one on two occasions in the final eight minutes, the last time with just 1:59 remaining.

Following a long two by Tahj Shamsid-Deen, Wilbekin answered with a fade-away jumper and KT Harrell's 3-point try missed with 55 seconds remaining. The Gators then hit four free throws in the final minute to secure the win.

Chris Denson led Auburn with 21 points. Harrell added 18 points and Allen Payne had 11 points, six rebounds and three steals.

Auburn hit its first six 3-pointers in the game, including a perfect 5-for-5 in the first half. The Tigers finished the game shooting 7-of-13 from outside.

Florida's Casey Prather scored 21 points off the bench to lead all scorers.

| Florida              | FG    | 3FG | FT    | R  | FTP | A  | T  | B  | S | M      |
|----------------------|-------|-----|-------|----|-----|----|----|----|---|--------|
| Yeguete, Will, F     | 1-2   | 0-0 | 2-4   | 6  | 3   | 4  | 2  | 1  | 1 | 5 23   |
| Young, Patric, C     | 5-8   | 0-0 | 3-6   | 6  | 3   | 13 | 1  | 0  | 2 | 0 31   |
| Hill, Kasey, G       | 0-2   | 0-1 | 7-8   | 2  | 2   | 7  | 3  | 2  | 0 | 3 25   |
| Wilbekin, Scottie, G | 4-7   | 2-2 | 6-8   | 3  | 2   | 16 | 1  | 5  | 0 | 0 37   |
| Frazier, Michael, G  | 0-2   | 0-2 | 0-0   | 2  | 3   | 0  | 0  | 2  | 0 | 0 19   |
| Finney-Smith, Dorian | 3-6   | 1-2 | 0-0   | 3  | 2   | 7  | 1  | 2  | 0 | 1 20   |
| Prather, Casey       | 8-10  | 0-0 | 5-7   | 6  | 2   | 21 | 1  | 1  | 0 | 1 29   |
| Walker, DeVon        | 0-2   | 0-2 | 0-0   | 1  | 1   | 0  | 0  | 0  | 0 | 0 11   |
| Kurtz, Jacob         | 0-0   | 0-0 | 0-0   | 0  | 0   | 0  | 1  | 1  | 0 | 1 5    |
| Donovan, Billy       | 0-0   | 0-0 | 0-0   | 0  | 0   | 0  | 0  | 0  | 0 | 0 0+   |
| TEAM                 | 2     |     |       |    |     |    |    |    |   |        |
| Totals               | 21-39 | 3-9 | 23-33 | 31 | 18  | 68 | 10 | 14 | 3 | 11 200 |

FG%: 1st Half 11-18 .611, 2nd Half 10-21 .476, Game 21-39 .538;  
 3FG%: 1st Half 1-5 .200, 2nd Half 2-4 .500, Game 3-9 .333;  
 FT%: 1st Half 10-13 .769, 2nd Half 13-20 .650, Game 23-33 .697;  
 Deadball Rebounds: 4.

| Auburn              | FG    | 3FG  | FT    | R  | FTP | A  | T  | B  | S | M     |
|---------------------|-------|------|-------|----|-----|----|----|----|---|-------|
| Payne, Allen, F     | 3-8   | 1-1  | 4-4   | 6  | 4   | 11 | 1  | 4  | 0 | 3 33  |
| Dixon-Tatum, A., C  | 0-3   | 0-0  | 0-0   | 2  | 4   | 0  | 0  | 0  | 0 | 0 13  |
| Harrell, KT, G      | 5-13  | 4-7  | 4-7   | 0  | 2   | 18 | 3  | 4  | 1 | 2 38  |
| Denson, Chris, G    | 8-18  | 2-5  | 3-7   | 2  | 2   | 21 | 1  | 3  | 0 | 1 36  |
| Shamsid-Deen, T., G | 3-3   | 0-0  | 0-0   | 0  | 5   | 6  | 3  | 0  | 0 | 0 29  |
| Wade, Dion          | 0-0   | 0-0  | 0-0   | 1  | 0   | 0  | 1  | 0  | 0 | 0 5   |
| Thompson, Alex      | 1-1   | 0-0  | 0-0   | 2  | 1   | 2  | 0  | 1  | 0 | 0 8   |
| Canada, Malcolm     | 0-0   | 0-0  | 0-0   | 2  | 5   | 0  | 0  | 1  | 0 | 0 11  |
| Atewe, Matthew      | 0-0   | 0-0  | 3-4   | 5  | 1   | 3  | 2  | 1  | 1 | 1 27  |
| TEAM                | 4     |      |       |    |     |    |    |    |   |       |
| Totals              | 20-46 | 7-13 | 14-22 | 23 | 25  | 61 | 10 | 15 | 2 | 7 200 |

FG%: 1st Half 9-20 .450, 2nd Half 11-26 .423, Game 20-46 .435;  
 3FG%: 1st Half 5-5 1.000, 2nd Half 2-8 .250, Game 7-13 .538;  
 FT%: 1st Half 9-11 .818, 2nd Half 5-11 .455, Game 14-22 .636;  
 Deadball Rebounds: 3.1.

| SCORE BY PERIODS | 1  | 2  | F     |
|------------------|----|----|-------|
| Florida          | 33 | 35 | -- 68 |
| Auburn           | 32 | 29 | -- 61 |

OFFICIALS--James Barker, Willi CJ Washington, Jeffery Clark  
 TECHNICAL FOULS--None  
 ATTENDANCE--8,683

• Game 16 •

Mississippi State 82, Auburn 74

January 22, 2014

Humphrey Coliseum • Starkville, Miss.

Auburn raced out to an early 8-0 lead but Mississippi State ended the first half on a 20-4 run as Auburn fell on the road, 82-74 to drop to 8-8, 0-5 SEC.

KT Harrell scored a game-high 24 points while big men Asaiah Dixon-Tatum (12 points, 13 rebounds) and Allen Payne (12 points, 10 rebounds) each had a double-double in the losing effort.

Auburn shot .500 in the first half (10-20) and .483 for the game (28-58) and out-rebounded the Bulldogs (13-5, 3-2 SEC) 32-27 but was undone by an unproductive bench, which was held without a point. Mississippi State's bench contributed 28 points, with 18 coming from Roquez Johnson.

Auburn led by as many as nine in the first half, leading 15-6 with 12:41 to go before intermission only to see Mississippi State walk into the locker room with a nine point lead of its own, 34-25.

Auburn narrowed the gap to within a point with 4:39 to go at 59-58 but it was never able to grab the lead back in a game that saw just one lead change and no ties.

Mississippi State went 31-for-43 (72.1 percent) from the free throw line, including 28-for-34 (82.4 percent) in the second half.

Mississippi State's Colin Borchert had 17 while Fred Thom- as had 14 and Trivante Bloodman had 13.

| Auburn              | FG    | 3FG  | FT    | R  | FTP | A  | T  | B  | S | M     |
|---------------------|-------|------|-------|----|-----|----|----|----|---|-------|
| Payne, Allen, F     | 5-10  | 0-1  | 2-2   | 10 | 4   | 12 | 1  | 4  | 0 | 2 37  |
| Dixon-Tatum, A., C  | 6-10  | 0-0  | 0-0   | 13 | 4   | 12 | 1  | 2  | 2 | 0 31  |
| Harrell, KT, G      | 9-17  | 4-8  | 2-2   | 4  | 4   | 24 | 2  | 4  | 0 | 3 38  |
| Denson, Chris, G    | 3-9   | 1-5  | 2-2   | 2  | 2   | 9  | 2  | 2  | 0 | 1 31  |
| Shamsid-Deen, T., G | 5-9   | 1-4  | 6-7   | 0  | 4   | 17 | 2  | 1  | 0 | 0 29  |
| Wade, Dion          | 0-2   | 0-2  | 0-0   | 0  | 2   | 0  | 0  | 0  | 0 | 0 8   |
| Thompson, Alex      | 0-1   | 0-1  | 0-0   | 1  | 0   | 2  | 0  | 0  | 0 | 0 6   |
| Canada, Malcolm     | 0-0   | 0-0  | 0-0   | 0  | 5   | 0  | 1  | 0  | 0 | 0 12  |
| Atewe, Matthew      | 0-0   | 0-0  | 0-0   | 1  | 4   | 0  | 0  | 1  | 0 | 0 8   |
| TEAM                | 2     |      |       |    |     |    |    |    |   |       |
| Totals              | 28-58 | 6-21 | 12-13 | 32 | 30  | 74 | 11 | 13 | 3 | 6 200 |

FG%: 1st Half 10-20 .500, 2nd Half 18-38 .474, Game 28-58 .483;  
 3FG%: 1st Half 1-6 .167, 2nd Half 5-15 .333, Game 6-21 .286;  
 FT%: 1st Half 4-4 1.000, 2nd Half 8-9 .889, Game 12-13 .923;  
 Deadball Rebounds: 0.

| Mississippi State    | FG    | 3FG  | FT    | R  | FTP | A  | T  | B | S | M     |
|----------------------|-------|------|-------|----|-----|----|----|---|---|-------|
| Colin Borchert, F    | 6-12  | 3-7  | 2-4   | 4  | 2   | 17 | 0  | 0 | 2 | 0 34  |
| Gavin Ware, F        | 2-2   | 0-0  | 0-0   | 1  | 3   | 4  | 0  | 0 | 0 | 0 10  |
| Fred Thomas, G       | 3-7   | 1-5  | 7-8   | 3  | 3   | 14 | 2  | 3 | 3 | 1 36  |
| Trivante Bloodman, G | 3-4   | 1-1  | 6-8   | 3  | 0   | 13 | 5  | 4 | 0 | 1 35  |
| Craig Sword, G       | 1-6   | 0-2  | 4-4   | 6  | 5   | 6  | 8  | 0 | 1 | 1 26  |
| Jacoby Davis         | 2-5   | 1-2  | 0-0   | 0  | 1   | 5  | 1  | 1 | 0 | 0 19  |
| Tevin Moore          | 0-0   | 0-0  | 0-0   | 0  | 0   | 0  | 0  | 0 | 0 | 0 1   |
| Tyson Cunningham     | 1-1   | 1-1  | 2-3   | 1  | 1   | 5  | 0  | 1 | 0 | 0 5   |
| Roquez Johnson       | 4-7   | 0-0  | 10-16 | 3  | 0   | 18 | 0  | 0 | 0 | 0 34  |
| TEAM                 | 6     |      |       |    |     |    |    |   |   |       |
| Totals               | 22-44 | 7-18 | 31-43 | 27 | 15  | 82 | 16 | 9 | 6 | 3 200 |

FG%: 1st Half 13-27 .481, 2nd Half 9-17 .529, Game 22-44 .500;  
 3FG%: 1st Half 5-11 .455, 2nd Half 2-7 .286, Game 7-18 .389;  
 FT%: 1st Half 3-9 .333, 2nd Half 28-34 .824, Game 31-43 .721;  
 Deadball Rebounds: 6.

| SCORE BY PERIODS  | 1  | 2  | F     |
|-------------------|----|----|-------|
| Auburn            | 25 | 49 | -- 74 |
| Mississippi State | 34 | 48 | -- 82 |

OFFICIALS--Doug Shows, James Breeding, Rick Hartzell  
 TECHNICAL FOULS--Auburn-TEAM  
 ATTENDANCE--7,754





• Game 17 •

Arkansas 86, Auburn 67  
January 25, 2014

Bud Walton Arena • Fayetteville, Ark.

Chris Denson scored a team-high 18 points and KT Harrell added 17 but it wasn't enough as Arkansas led from start to finish in an 86-67 loss to the Hogs in Fayetteville, Ark. The loss dropped Auburn to 8-9, 0-6 SEC while Arkansas improved to 13-6, 2-4 SEC.

Auburn was able to draw even twice in the first half, clawing back from an 8-0 deficit to tie it at 8-8 and against at 10-10 but it was all Arkansas from that point on, which took a 36-25 lead into halftime.

Denson did most of his damage from the free throw line, shootin 12-for-17 from the charity stripe, marking the most free throw attempts by an Auburn player since Chris Porter shot 20, making 14, against Navy on Dec. 19, 1998.

Auburn was held to just 4-for-19 shooting from 3-point range after going 0-for-7 in the first half.

Arkansas' Rashad Madden led all scorers with 24 points, including a perfect 9-for-9 from the free throw line, while Bob-by Portis added 18 points and 9 rebounds.

Harrell added a team-high 7 rebounds in the losing effort while point guard Tahj Shamsid-Deen scored 12, the fourth time in the last five games he has gone for over 10.

| Auburn              | FG    | 3FG  | FT    | R  | FTP | A  | T | B  | S | M  |
|---------------------|-------|------|-------|----|-----|----|---|----|---|----|
| Payne, Allen, F     | 4-6   | 0-0  | 1-2   | 4  | 4   | 9  | 2 | 5  | 0 | 1  |
| Dixon-Tatum, A., C  | 0-2   | 0-0  | 0-0   | 6  | 5   | 0  | 0 | 1  | 1 | 16 |
| Harrell, KT, G      | 5-13  | 2-7  | 5-6   | 7  | 3   | 17 | 1 | 3  | 0 | 2  |
| Denson, Chris, G    | 3-15  | 0-2  | 12-17 | 2  | 3   | 18 | 4 | 3  | 0 | 1  |
| Shamsid-Deen, T., G | 5-11  | 1-6  | 1-1   | 1  | 3   | 12 | 1 | 2  | 0 | 0  |
| Wade, Dion          | 1-5   | 1-4  | 1-3   | 2  | 1   | 4  | 0 | 1  | 0 | 1  |
| Thompson, Alex      | 0-0   | 0-0  | 0-1   | 1  | 1   | 0  | 0 | 0  | 0 | 0  |
| Canada, Malcolm     | 1-2   | 0-0  | 0-0   | 1  | 0   | 2  | 0 | 3  | 0 | 0  |
| Granger, Jordan     | 1-2   | 0-0  | 1-1   | 4  | 4   | 3  | 0 | 1  | 0 | 0  |
| Atewe, Matthew      | 1-2   | 0-0  | 0-0   | 4  | 5   | 2  | 0 | 0  | 1 | 0  |
| TEAM                | 4     |      |       |    |     |    |   |    |   |    |
| Totals              | 21-58 | 4-19 | 21-31 | 36 | 29  | 67 | 8 | 18 | 2 | 6  |

FG%: 1st Half 7-27 .259, 2nd Half 14-31 .452, Game 21-58 .362;  
3FG%: 1st Half 0-7 .000, 2nd Half 4-12 .333, Game 4-19 .211;  
FT%: 1st Half 11-17 .647, 2nd Half 10-14 .714, Game 21-31 .677;  
Deadball Rebounds: 5.3.

| Arkansas              | FG    | 3FG  | FT    | R  | FTP | A  | T  | B  | S | M |
|-----------------------|-------|------|-------|----|-----|----|----|----|---|---|
| CLARKE, Coty, F       | 2-6   | 0-1  | 0-1   | 3  | 3   | 4  | 5  | 2  | 1 | 3 |
| PORTIS, Bobby, F      | 6-9   | 0-0  | 6-8   | 9  | 2   | 18 | 0  | 4  | 2 | 0 |
| MADDEN, Rashad, G6-10 | 3-5   | 3-5  | 9-9   | 4  | 2   | 24 | 5  | 2  | 0 | 1 |
| BELL, Anthon, G       | 3-6   | 3-5  | 0-0   | 2  | 3   | 9  | 0  | 2  | 0 | 0 |
| GULLEY, Fred, G       | 3-4   | 2-3  | 2-3   | 2  | 3   | 10 | 4  | 0  | 0 | 0 |
| WADE, Mardracus       | 0-1   | 0-0  | 0-0   | 0  | 0   | 0  | 0  | 0  | 0 | 0 |
| HARRIS, Alandise      | 1-4   | 0-0  | 1-2   | 2  | 0   | 3  | 1  | 1  | 0 | 0 |
| HAYDAR, Kikko         | 0-3   | 0-2  | 0-0   | 4  | 1   | 0  | 0  | 0  | 0 | 1 |
| WILLIAMS, Jacorey     | 3-6   | 0-0  | 0-1   | 4  | 3   | 6  | 0  | 0  | 1 | 1 |
| QUALLS, Michael       | 2-7   | 0-2  | 1-2   | 3  | 2   | 5  | 5  | 1  | 1 | 2 |
| KINGSLEY, Moses       | 2-5   | 0-1  | 3-4   | 2  | 2   | 7  | 1  | 0  | 1 | 0 |
| TEAM                  | 3     |      |       |    |     |    |    |    |   |   |
| Totals                | 28-61 | 8-19 | 22-30 | 38 | 21  | 86 | 21 | 12 | 6 | 8 |

FG%: 1st Half 11-35 .314, 2nd Half 17-26 .654, Game 28-61 .459;  
3FG%: 1st Half 3-9 .333, 2nd Half 5-10 .500, Game 8-19 .421;  
FT%: 1st Half 11-15 .733, 2nd Half 11-15 .733, Game 22-30 .733;  
Deadball Rebounds: 3.3.

| SCORE BY PERIODS | 1  | 2  | F  |
|------------------|----|----|----|
| Auburn           | 25 | 42 | -- |
| Arkansas         | 36 | 50 | -- |

OFFICIALS--Ron Groover, Tim Gattis, Brian Shey  
TECHNICAL FOULS--None  
ATTENDANCE--16,762

• Game 18 •

Auburn 74, Alabama 55  
January 30, 2014

Auburn Arena • Auburn, Ala.

Chris Denson went for a career-high 32 points and he combined with fellow guard KT Harrell to equal the output of the entire Alabama team as Auburn snapped a six-game losing streak with a 74-55 win over rival Alabama on Thursday night.

Denson and Harrell came into the game averaging just shy of 38 points per game and broke out for 55 as Harrell dropped in 23. The 20-plus points from both parts of the duo marked the first time since the second game of the season that both had over 20 points in the same game. Denson was 10-for-16 from the field and 11-for-14 from the free throw line while Harrell finished 9-for-18 from the floor.

Harrell also added a career-best and a game-high 11 rebounds, giving him a second double-double on the season.

Auburn (9-9, 1-6 SEC) led from start to finish, racing out to a 12-0 lead over the first 4:41 and never allowing Alabama to narrow the gap to less than five in the first half.

Leading 30-22 at halftime, Auburn increased the lead to 16, 49-33, with 13:11 remaining and never allowed the Crimson Tide to get it under 10 over the final 16:33 of the contest.

Denson scored all but six of his points in the second half while Harrell went for 11 in the first half and 12 in the second half.

Senior Allen Payne finished with 8 points and 5 rebounds, Denson had 7 rebounds and Matthew Atewe had 6 as Auburn out-rebounded Alabama, 37-30.

Trevor Releford led Alabama (9-11, 3-4 SEC) with 15 points on 5-for-11 shooting and Retin Obasohan and Shannon Hale each had nine.

| Alabama             | FG    | 3FG  | FT    | R  | FTP | A  | T | B  | S | M |
|---------------------|-------|------|-------|----|-----|----|---|----|---|---|
| Hale, Shannon, F    | 2-9   | 0-1  | 5-8   | 5  | 3   | 9  | 1 | 3  | 1 | 1 |
| Engstrom, Carl, C   | 1-3   | 0-0  | 2-2   | 4  | 0   | 4  | 0 | 1  | 1 | 1 |
| Key, Algie, G       | 3-7   | 0-0  | 0-0   | 4  | 3   | 6  | 2 | 0  | 0 | 0 |
| Releford, Trevor, G | 5-11  | 2-5  | 3-3   | 1  | 4   | 15 | 0 | 2  | 0 | 0 |
| Cooper, Rodney, G   | 2-10  | 1-5  | 0-0   | 7  | 3   | 5  | 0 | 0  | 0 | 1 |
| Taylor, Jimmie      | 0-0   | 0-0  | 0-0   | 0  | 3   | 0  | 0 | 0  | 0 | 0 |
| Jacobs, Nick        | 3-3   | 0-0  | 0-0   | 2  | 3   | 6  | 0 | 3  | 1 | 0 |
| Randolph, Levi      | 0-3   | 0-2  | 1-3   | 2  | 0   | 1  | 0 | 2  | 1 | 1 |
| Obasohan, Retin     | 3-7   | 0-3  | 3-4   | 2  | 4   | 9  | 2 | 2  | 0 | 1 |
| Shlaughter, Dakota  | 0-0   | 0-0  | 0-0   | 1  | 0   | 0  | 0 | 0  | 0 | 0 |
| TEAM                | 2     |      |       |    |     |    |   |    |   |   |
| Totals              | 19-53 | 3-16 | 14-20 | 30 | 23  | 55 | 5 | 13 | 4 | 5 |

FG%: 1st Half 8-26 .308, 2nd Half 11-27 .407, Game 19-53 .358;  
3FG%: 1st Half 0-6 .000, 2nd Half 3-10 .300, Game 3-16 .188;  
FT%: 1st Half 6-8 .750, 2nd Half 8-12 .667, Game 14-20 .700;  
Deadball Rebounds: 3.

| Auburn              | FG    | 3FG  | FT    | R  | FTP | A  | T | B  | S | M |
|---------------------|-------|------|-------|----|-----|----|---|----|---|---|
| Payne, Allen, F     | 4-8   | 0-2  | 0-1   | 5  | 2   | 8  | 2 | 3  | 0 | 3 |
| Dixon-Tatum, A., C  | 1-1   | 0-0  | 0-0   | 3  | 4   | 2  | 1 | 0  | 3 | 1 |
| Harrell, KT, G      | 9-18  | 1-4  | 4-4   | 11 | 3   | 23 | 2 | 3  | 0 | 0 |
| Denson, Chris, G    | 10-16 | 1-2  | 11-14 | 7  | 3   | 32 | 1 | 2  | 0 | 0 |
| Shamsid-Deen, T., G | 0-2   | 0-2  | 5-5   | 0  | 1   | 5  | 1 | 0  | 2 | 3 |
| Wade, Dion          | 1-4   | 0-2  | 0-0   | 1  | 2   | 2  | 0 | 0  | 1 | 0 |
| Thompson, Alex      | 0-0   | 0-0  | 1-2   | 0  | 1   | 1  | 0 | 1  | 0 | 0 |
| Canada, Malcolm     | 0-1   | 0-0  | 0-0   | 0  | 1   | 0  | 1 | 1  | 0 | 0 |
| Granger, Jordan     | 0-0   | 0-0  | 0-0   | 0  | 0   | 0  | 0 | 0  | 0 | 0 |
| Atewe, Matthew      | 0-1   | 0-0  | 1-2   | 6  | 3   | 1  | 1 | 0  | 3 | 0 |
| TEAM                | 4     |      |       |    |     |    |   |    |   |   |
| Totals              | 25-51 | 2-12 | 22-28 | 37 | 20  | 74 | 9 | 11 | 7 | 6 |

FG%: 1st Half 11-29 .379, 2nd Half 14-22 .636, Game 25-51 .490;  
3FG%: 1st Half 1-8 .125, 2nd Half 1-4 .250, Game 2-12 .167;  
FT%: 1st Half 7-10 .700, 2nd Half 15-18 .833, Game 22-28 .786;  
Deadball Rebounds: 2.

| SCORE BY PERIODS | 1  | 2  | F  |
|------------------|----|----|----|
| Alabama          | 22 | 33 | -- |
| Auburn           | 30 | 44 | -- |

OFFICIALS--Tony Greene, Keith Kimble, Michael Roberts  
TECHNICAL FOULS--UA-Shannon Hale. AU-Malcolm Canada  
ATTENDANCE--9,102

• Game 19 •

Auburn 74, Georgia 67  
February 1, 2014

Auburn Arena • Auburn, Ala.

Chris Denson scored 18 points to lead five Tigers in double-figures as Auburn basketball earned its second-straight victory with a 74-67 win over Georgia on Saturday in Auburn Arena.

It was the first time five Auburn players scored in double figures in an SEC game since February 20, 2010 against Arkansas.

Auburn (10-9, 2-6) led by as many as 13 in the second half, but Georgia closed to two on a 3-pointer by J.J. Frazier with 5:43 remaining.

The Tigers answered with a layup by Allen Payne and then two free throws from Chris Denson as they widened their lead back to 63-57 with less than five minutes to go.

Following another trey from Frazier, Matthew Atewe came up with a clutch blocked shot on Georgia's Kenny Gaines that kept the Auburn advantage at two possessions.

The Bulldogs (10-10, 4-4) twice cut the Auburn lead to three points in the final minute, but the each time the Tigers answered with free throws to seal the victory.

KT Harrell finished the game with 16 points and four rebounds, while Tahj Shamsid-Deen had 12 points and four assists. Asaahn Dixon-Tatum added 10 points, seven rebounds and four blocks and Payne totaled 10 points and seven rebounds.

Auburn shot 27-of-34 (79.4 percent) from the foul line, including 7-of-9 by Denson and 6-of-7 by Payne.

Charles Mann led the Bulldogs with 18 points.

| Georgia             | FG    | 3FG  | FT    | R  | FTP | A  | T  | B  | S | M |
|---------------------|-------|------|-------|----|-----|----|----|----|---|---|
| Thornton, Marcus, F | 3-5   | 0-0  | 0-0   | 3  | 2   | 6  | 0  | 2  | 1 | 3 |
| Kessler, Houston, F | 1-1   | 1-1  | 0-0   | 0  | 0   | 3  | 0  | 0  | 0 | 0 |
| Morris, Brandon, F  | 3-5   | 0-0  | 1-3   | 2  | 4   | 7  | 2  | 0  | 0 | 1 |
| Mann, Charles, G    | 5-11  | 1-2  | 7-10  | 3  | 3   | 18 | 4  | 4  | 0 | 0 |
| Gaines, Kenny, G    | 2-10  | 1-4  | 4-6   | 2  | 4   | 9  | 0  | 3  | 0 | 0 |
| Parker, Juwan       | 0-3   | 0-1  | 0-0   | 1  | 1   | 0  | 1  | 0  | 1 | 1 |
| Dixon, Tim          | 0-0   | 0-0  | 1-2   | 0  | 0   | 1  | 0  | 0  | 0 | 0 |
| Echols, Taylor      | 0-0   | 0-0  | 0-0   | 0  | 0   | 0  | 1  | 0  | 0 | 0 |
| Forte, Cameron      | 0-1   | 0-0  | 0-0   | 1  | 0   | 0  | 0  | 0  | 0 | 0 |
| Williams, Donte     | 2-3   | 0-0  | 2-2   | 5  | 3   | 6  | 1  | 0  | 1 | 0 |
| Geno, Kenny Paul    | 0-0   | 0-0  | 0-0   | 0  | 0   | 0  | 0  | 0  | 0 | 0 |
| Frazier, J.J.       | 2-6   | 2-6  | 0-0   | 2  | 3   | 6  | 1  | 0  | 0 | 2 |
| Djurisic, Nemanja   | 3-5   | 1-2  | 4-5   | 6  | 4   | 11 | 2  | 4  | 0 | 0 |
| TEAM                | 7     |      |       |    |     |    |    |    |   |   |
| Totals              | 21-50 | 6-16 | 19-28 | 32 | 24  | 67 | 12 | 13 | 3 | 7 |

FG%: 1st Half 8-23 .364, 2nd Half 13-28 .464, Game 21-50 .420;  
3FG%: 1st Half 2-6 .333, 2nd Half 4-10 .400, Game 6-16 .375;  
FT%: 1st Half 7-9 .778, 2nd Half 12-19 .632, Game 19-28 .679;  
Deadball Rebounds: 5.

| Auburn              | FG    | 3FG  | FT    | R  | FTP | A  | T  | B  | S | M |
|---------------------|-------|------|-------|----|-----|----|----|----|---|---|
| Payne, Allen, F     | 2-6   | 0-1  | 6-7   | 7  | 1   | 10 | 0  | 1  | 0 | 0 |
| Dixon-Tatum, A., C  | 4-5   | 0-0  | 2-2   | 8  | 4   | 10 | 0  | 1  | 4 | 0 |
| Harrell, KT, G      | 5-14  | 3-7  | 3-4   | 4  | 4   | 16 | 2  | 1  | 0 | 0 |
| Denson, Chris, G    | 5-9   | 1-2  | 7-9   | 2  | 2   | 18 | 3  | 4  | 0 | 1 |
| Shamsid-Deen, T., G | 3-5   | 2-4  | 4-6   | 2  | 2   | 12 | 4  | 2  | 0 | 2 |
| Wade, Dion          | 1-2   | 1-2  | 2-2   | 2  | 1   | 5  | 0  | 0  | 0 | 0 |
| Thompson, Alex      | 0-1   | 0-0  | 0-0   | 0  | 1   | 0  | 1  | 0  | 1 | 0 |
| Canada, Malcolm     | 0-0   | 0-0  | 3-4   | 1  | 1   | 3  | 2  | 0  | 0 | 1 |
| Granger, Jordan     | 0-0   | 0-0  | 0-0   | 0  | 1   | 0  | 0  | 1  | 0 | 0 |
| Atewe, Matthew      | 0-1   | 0-0  | 0-0   | 0  | 3   | 0  | 0  | 0  | 1 | 1 |
| TEAM                | 2     |      |       |    |     |    |    |    |   |   |
| Totals              | 20-43 | 7-16 | 27-34 | 28 | 20  | 74 | 11 | 11 | 5 | 6 |

FG%: 1st Half 10-25 .400, 2nd Half 10-18 .556, Game 20-43 .465;  
3FG%: 1st Half 4-8 .500, 2nd Half 3-8 .375, Game 7-16 .438;  
FT%: 1st Half 9-12 .750, 2nd Half 18-22 .818, Game 27-34 .794;  
Deadball Rebounds: 3.

| SCORE BY PERIODS | 1  | 2  | F  |
|------------------|----|----|----|
| Georgia          | 25 | 42 | -- |
| Auburn           | 33 | 41 | -- |

OFFICIALS--Ron Groover, Mike Thibodaux, Bryon Jarrett  
TECHNICAL FOULS--None  
ATTENDANCE--7,168



• Game 20 •

**Auburn 79, South Carolina 74**  
**February 5, 2014**  
**Colonial Life Arena • Columbia, S.C.**

Chris Denson and KT Harrell combined for 50 points Wednesday night, but Auburn coach Tony Barbee said it would be best to look beyond the box score to find all who helped the Tigers to their third straight SEC win, a 79-74 victory at South Carolina.

He credited some big plays, or at least quality minutes, from Asaunh Dixon-Tatum, Allen Payne, Tahj Shamsid-Deen, Alex Thompson and Jordan Granger to help Auburn to its first road win of the year.

The team effort helped Auburn to continue to enjoy its reversal of fortune. The Tigers' three straight league wins followed an 0-6 conference start. Auburn improved to 11-9 overall to go along with its 3-6 SEC record. The Gamecocks fell to 8-14 overall and 1-8 in the league.

Barbee was willing to spread his compliments, but it was Denson and Harrell who, as usual, led the way. They each scored 25 and as Denson became the 34th player in Auburn history with 1,000 career points.

The Tigers opened the second half on a hot streak, stretching a modest halftime advantage to a 16-point lead with 13:20 remaining. But, even faster, South Carolina caught the Tigers. "We kind of let our guard down," Barbee said.

Finally, Auburn slowed the Gamecocks to hang on for the win.

Denson said Auburn was ready for the challenge in the closing minutes.

"Everybody was confident. I think last year, we would have folded. Everybody was poised," Denson said.

Barbee said almost everybody helped.

He said Dixon-Tatum "had moments late in the game that helped us overcome."

"Allen Payne did the same thing. He came up late when we needed to come up with some big rebounds. And how about Tahj? They put a lot of pressure on you, and it didn't bother him at all."

Barbee said Alex Thompson helped Auburn build its big second-half lead. "It was Alex who was in the game." And of Jordan Granger, "How about the first half he had?"

Denson and Harrell did leave many points for their teammates, but Shamsid-Deen scored 12 and Payne had 9 points and 9 rebounds. Auburn hit a snappy 52.7 percent of its shots. Brenton Williams had 29 points for South Carolina.

| Auburn              | FG    | 3FG  | FT    | R  | FTP | A  | T  | B  | S | M  |
|---------------------|-------|------|-------|----|-----|----|----|----|---|----|
| Payne, Allen, F     | 4-8   | 1-1  | 0-1   | 9  | 0   | 2  | 2  | 2  | 2 | 31 |
| Dixon-Tatum, A., C  | 0-1   | 0-0  | 2-2   | 4  | 2   | 2  | 1  | 2  | 1 | 23 |
| Harrell, KT, G      | 9-18  | 1-6  | 6-6   | 6  | 4   | 25 | 6  | 2  | 0 | 33 |
| Denson, Chris, G    | 8-12  | 3-4  | 6-9   | 3  | 4   | 25 | 2  | 4  | 0 | 36 |
| Shamsid-Deen, T., G | 5-9   | 0-3  | 2-2   | 4  | 2   | 12 | 3  | 2  | 0 | 1  |
| Wade, Dion          | 0-2   | 0-2  | 0-0   | 0  | 0   | 1  | 0  | 0  | 0 | 9  |
| Thompson, Alex      | 0-1   | 0-0  | 0-0   | 1  | 1   | 0  | 1  | 0  | 1 | 3  |
| Canada, Malcolm     | 1-1   | 0-0  | 0-0   | 0  | 2   | 1  | 1  | 0  | 1 | 6  |
| Granger, Jordan     | 2-2   | 0-0  | 0-0   | 1  | 3   | 4  | 0  | 0  | 0 | 8  |
| Atewe, Matthew      | 0-1   | 0-0  | 0-0   | 2  | 4   | 0  | 0  | 0  | 0 | 9  |
| TEAM                | 2     |      |       |    |     |    |    |    |   |    |
| Totals              | 29-55 | 5-16 | 16-20 | 32 | 20  | 79 | 16 | 14 | 3 | 8  |

FG%: 1st Half 15-34 .441, 2nd Half 14-21 .667, Game 29-55 .527;  
 3FG%: 1st Half 2-10 .200, 2nd Half 3-6 .500, Game 5-16 .313;  
 FT%: 1st Half 6-8 .750, 2nd Half 10-12 .833, Game 16-20 .800;  
 Deadball Rebounds: 2.3.

| South Carolina       | FG    | 3FG  | FT    | R  | FTP | A  | T  | B  | S | M |
|----------------------|-------|------|-------|----|-----|----|----|----|---|---|
| Henry, Demetrius, F  | 3-4   | 0-0  | 0-1   | 3  | 4   | 6  | 1  | 0  | 1 | 0 |
| Careera, Michael, F  | 1-5   | 0-0  | 3-6   | 8  | 1   | 5  | 1  | 1  | 0 | 0 |
| Thornwell, S., G     | 3-16  | 0-4  | 2-2   | 3  | 3   | 8  | 9  | 3  | 1 | 4 |
| Williams, Brenton, G | 10-14 | 6-10 | 3-3   | 0  | 1   | 29 | 1  | 0  | 0 | 0 |
| Notice, Duane, G     | 4-10  | 1-2  | 3-7   | 6  | 2   | 12 | 3  | 3  | 0 | 0 |
| Shaw, Jaylen         | 0-0   | 0-0  | 0-0   | 0  | 0   | 0  | 0  | 0  | 0 | 2 |
| Chatkevicius, L.     | 0-0   | 0-0  | 0-0   | 0  | 3   | 0  | 0  | 0  | 0 | 4 |
| McKie, Justin        | 0-1   | 0-1  | 0-0   | 1  | 1   | 0  | 1  | 1  | 0 | 0 |
| Kacinas, Mindaugas   | 6-9   | 0-0  | 2-3   | 6  | 1   | 14 | 1  | 3  | 1 | 1 |
| Ringer, Desmond      | 0-0   | 0-0  | 0-0   | 1  | 1   | 0  | 0  | 1  | 0 | 0 |
| Steele, Brian        | 0-2   | 0-0  | 0-0   | 0  | 0   | 0  | 0  | 0  | 0 | 1 |
| TEAM                 | 4     |      |       |    |     |    |    |    |   |   |
| Totals               | 27-61 | 7-17 | 13-22 | 31 | 17  | 74 | 17 | 12 | 3 | 5 |

FG%: 1st Half 12-27 .444, 2nd Half 15-34 .441, Game 27-61 .443;  
 3FG%: 1st Half 3-11 .273, 2nd Half 4-6 .667, Game 7-17 .412;  
 FT%: 1st Half 8-14 .571, 2nd Half 5-8 .625, Game 13-22 .591;  
 Deadball Rebounds: 3.2.

| SCORE BY PERIODS | 1  | 2  | F  |
|------------------|----|----|----|
| Auburn           | 38 | 41 | -- |
| South Carolina   | 35 | 39 | -- |

OFFICIALS--John Hampton, Karl Hess, Tim Clougherty  
 TECHNICAL FOULS--None  
 ATTENDANCE--8,581

• Game 21 •

**LSU 87, Auburn 80**  
**February 8, 2014**  
**Maravich Assembly Center • Baton Rouge, La.**

It was a crazy game, from Auburn not attempting a single free throw in the first half but leading, to LSU jumping to a big lead in the second half, to the Tigers trying to shoot their way back into contention in the final minute.

LSU snapped Auburn's three-game SEC winning streak with an 87-80 victory in the Maravich Assembly Center on Saturday in a game that made you look twice.

Only six fouls were called in the first half. Thirty-eight were called in the second half. Only one point was scored from the line in the first half. Forty-two were scored in the second half.

LSU led by 14 with 4½ minutes remaining, but Auburn was shooting to make it a 2-point game with 43 seconds left.

Auburn, which had consecutive wins against Alabama, Georgia and South Carolina, fell to 11-10 overall and 3-7 in the SEC. LSU improved to 15-7 overall and 6-4 in the league. The Tigers will play host to Kentucky, at 7 p.m. Wednesday; and Mississippi State at 12:30 p.m. next Saturday, in Auburn Arena.

Auburn led 33-32 at the half here, but the tone of the game changed early in the second half when the fouls quickly began to take their toll. By the time it was over, three Tigers had fouled out and another had four fouls.

Barbee said Auburn's 80 points should have been good enough to win, especially with Denson scoring 29, KT Harrell adding 19 and Tahj Shamsid-Deen scoring 16.

"Our defense wasn't as sharp as it has been," he said. "You're not going to win on the road giving up 87 points."

"We did enough offensively, especially between KT, Chris and Tahj, but you can't win with just three guys being productive on the offensive end of the floor. You've got to have more guys contributing. Like LSU did. Like we did against South Carolina."

Denson did much of his good work in the first half driving to the basket against LSU's zone. "It was different in the second half with their man-to-man," Denson said.

Auburn was credited with 47 points scored in the paint, but many of those came from the guards, Denson and occasionally Harrell.

The oddity of the fouls? "They let us play in the first half," Denson said. "They were blowing the whistle in the second half on both ends. We just came up on the short end."

| Auburn              | FG    | 3FG  | FT    | R  | FTP | A  | T | B | S | M  |
|---------------------|-------|------|-------|----|-----|----|---|---|---|----|
| Payne, Allen, F     | 0-1   | 0-0  | 0-0   | 3  | 4   | 0  | 0 | 1 | 0 | 14 |
| Dixon-Tatum, A., C  | 0-3   | 0-0  | 3-4   | 7  | 5   | 3  | 0 | 0 | 3 | 2  |
| Harrell, KT, G      | 7-15  | 1-6  | 4-5   | 3  | 5   | 19 | 0 | 3 | 0 | 34 |
| Denson, Chris, G    | 11-23 | 1-4  | 6-10  | 6  | 1   | 29 | 2 | 1 | 0 | 3  |
| Shamsid-Deen, T., G | 6-15  | 1-6  | 3-4   | 1  | 5   | 16 | 2 | 1 | 0 | 2  |
| Wade, Dion          | 2-6   | 2-5  | 0-0   | 1  | 2   | 6  | 0 | 0 | 0 | 14 |
| Thompson, Alex      | 2-6   | 1-2  | 0-0   | 4  | 0   | 5  | 0 | 1 | 1 | 12 |
| Canada, Malcolm     | 1-3   | 0-0  | 0-0   | 1  | 1   | 2  | 1 | 0 | 0 | 5  |
| Granger, Jordan     | 0-0   | 0-0  | 0-0   | 1  | 1   | 0  | 0 | 0 | 0 | 16 |
| Atewe, Matthew      | 0-0   | 0-0  | 0-0   | 3  | 3   | 0  | 1 | 1 | 0 | 12 |
| TEAM                | 5     |      |       |    |     |    |   |   |   |    |
| Totals              | 29-72 | 6-23 | 16-23 | 35 | 27  | 80 | 6 | 8 | 4 | 9  |

FG%: 1st Half 15-32 .469, 2nd Half 14-40 .350, Game 29-72 .403;  
 3FG%: 1st Half 3-11 .273, 2nd Half 3-12 .250, Game 6-23 .261;  
 FT%: 1st Half 0-0 .000, 2nd Half 16-23 .696, Game 16-23 .696;  
 Deadball Rebounds: 3.

| LSU                 | FG    | 3FG  | FT    | R  | FTP | A  | T  | B  | S | M  |
|---------------------|-------|------|-------|----|-----|----|----|----|---|----|
| O'Bryant III, J., F | 6-11  | 0-0  | 7-9   | 10 | 4   | 19 | 2  | 3  | 0 | 0  |
| Coleman, Shavon, F  | 1-3   | 0-2  | 0-0   | 2  | 0   | 2  | 3  | 0  | 2 | 19 |
| Martin, Jarell, F   | 5-11  | 0-3  | 1-2   | 8  | 4   | 11 | 1  | 0  | 1 | 29 |
| Mickey, Jordan, F   | 4-11  | 0-0  | 6-9   | 10 | 4   | 14 | 0  | 4  | 3 | 0  |
| Hickey, Anthony, G  | 6-8   | 5-7  | 0-0   | 3  | 1   | 17 | 3  | 2  | 0 | 0  |
| Stringer, Andre     | 3-9   | 2-7  | 10-12 | 4  | 0   | 18 | 7  | 3  | 0 | 2  |
| Morgan, Malik       | 0-2   | 0-0  | 1-2   | 5  | 3   | 1  | 1  | 0  | 2 | 0  |
| Quarterman, Tim     | 1-2   | 1-2  | 2-4   | 1  | 1   | 5  | 2  | 0  | 1 | 0  |
| TEAM                | 5     |      |       |    |     |    |    |    |   |    |
| Totals              | 26-57 | 8-21 | 27-38 | 46 | 17  | 87 | 18 | 15 | 7 | 5  |

FG%: 1st Half 14-29 .483, 2nd Half 12-28 .429, Game 26-57 .456;  
 3FG%: 1st Half 3-11 .273, 2nd Half 5-10 .500, Game 8-21 .381;  
 FT%: 1st Half 1-2 .500, 2nd Half 26-36 .722, Game 27-38 .711;  
 Deadball Rebounds: 8.

| SCORE BY PERIODS | 1  | 2  | F  |
|------------------|----|----|----|
| Auburn           | 33 | 47 | -- |
| LSU              | 32 | 55 | -- |

OFFICIALS--Lee Cassell, Joe Lindsay, James Barker  
 TECHNICAL FOULS--None  
 ATTENDANCE--10,588

• Game 22 •

**Kentucky 64, Auburn 56**  
**February 12, 2014**  
**Auburn Arena • Auburn, Ala.**

Chris Denson scored 26 points to lead Auburn, but the Tigers fell to No. 13 Kentucky 64-56 on Wednesday in Auburn Arena.

"Our guys played hard. I'm proud of how hard our guys fought and how tough they were, but at the end of the day give credit to Kentucky," Auburn head coach Tony Barbee said. "They made winning plays when the game mattered."

Denson, the SEC scoring leader, scored 25 or more for the third-straight game and for the sixth time this season.

Kentucky (19-5, 9-2) led by as many as 10 in the first half, but the Tigers closed the gap to one with 4:11 remaining before the half on a tip-in by freshman Matthew Atewe. The put-back was Auburn's final field goal of the half as the Wildcats ended the half on a 5-0 run to lead 28-22 at the break.

Auburn (11-11, 3-8) used a 16-4 run midway through the second half to take its first and largest lead at 38-35 with 11:29 remaining on a dunk by Allen Payne.

After Atewe's layup gave the Tigers a 42-41 advantage with 7:57 to go, Kentucky answered with a 10-1 run to re-take the advantage culminating with a Julius Randle free throw and a 51-43 lead with 4:36 left.

Atewe had a solid night with a career-high 13 rebounds as he also tied his career highs in points (six) and blocks (four) in 29 minutes off the bench.

Andrew Harrison led the Wildcats with 16 points. Julius Randle had a double-double with 12 points and 12 rebounds.

| Kentucky             | FG    | 3FG  | FT    | R  | FTP | A  | T | B | S | M |
|----------------------|-------|------|-------|----|-----|----|---|---|---|---|
| Young, James, F      | 1-10  | 1-5  | 1-2   | 6  | 2   | 4  | 1 | 0 | 0 | 1 |
| Randle, Julius, F    | 4-8   | 0-0  | 4-8   | 12 | 2   | 12 | 0 | 2 | 1 | 0 |
| Johnson, Dakari, C   | 4-10  | 0-0  | 0-1   | 8  | 1   | 8  | 1 | 0 | 1 | 2 |
| Harrison, Aaron, G   | 2-8   | 1-3  | 5-6   | 1  | 5   | 10 | 1 | 2 | 0 | 2 |
| Harrison, Andrew, G  | 3-10  | 2-3  | 8-11  | 5  | 3   | 16 | 2 | 4 | 0 | 0 |
| Polson, Jarrod       | 1-1   | 1-1  | 0-0   | 1  | 0   | 3  | 1 | 0 | 0 | 0 |
| Cauley-Stein, Willie | 1-4   | 0-0  | 3-4   | 6  | 2   | 5  | 1 | 1 | 1 | 0 |
| Poythress, Alex      | 1-4   | 0-0  | 4-8   | 7  | 3   | 6  | 0 | 0 | 0 | 1 |
| TEAM                 | 3     |      |       |    |     |    |   |   |   |   |
| Totals               | 17-55 | 5-12 | 25-40 | 49 | 18  | 64 | 7 | 9 | 3 | 6 |

FG%: 1st Half 9-30 .300, 2nd Half 8-25 .320, Game 17-55 .309;  
 3FG%: 1st Half 3-8 .375, 2nd Half 2-4 .500, Game 5-12 .417;  
 FT%: 1st Half 7-13 .538, 2nd Half 18-27 .667, Game 25-40 .625;  
 Deadball Rebounds: 10.

| Auburn              | FG    | 3FG  | FT    | R  | FTP | A  | T | B | S | M |
|---------------------|-------|------|-------|----|-----|----|---|---|---|---|
| Payne, Allen, F     | 2-4   | 0-0  | 2-2   | 3  | 3   | 6  | 0 | 1 | 0 | 0 |
| Dixon-Tatum, A., C  | 0-0   | 0-0  | 0-0   | 2  | 5   | 0  | 0 | 1 | 2 | 0 |
| Harrell, KT, G      | 2-15  | 0-7  | 3-4   | 2  | 2   | 7  | 0 | 1 | 0 | 0 |
| Denson, Chris, G    | 8-18  | 1-3  | 9-11  | 1  | 4   | 26 | 1 | 2 | 1 | 2 |
| Shamsid-Deen, T., G | 3-10  | 1-4  | 2-2   | 6  | 4   | 9  | 1 | 0 | 0 | 0 |
| Wade, Dion          | 0-1   | 0-1  | 0-0   | 1  | 4   | 0  | 0 | 1 | 0 | 0 |
| Thompson, Alex      | 1-3   | 0-1  | 0-0   | 5  | 2   | 2  | 0 | 0 | 0 | 0 |
| Canada, Malcolm     | 0-0   | 0-0  | 0-0   | 0  | 0   | 0  | 0 | 0 | 0 | 0 |
| Granger, Jordan     | 0-0   | 0-0  | 0-0   | 0  | 0   | 0  | 0 | 0 | 0 | 0 |
| Atewe, Matthew      | 2-4   | 0-0  | 2-5   | 13 | 5   | 6  | 0 | 2 | 4 | 1 |
| TEAM                | 3     |      |       |    |     |    |   |   |   |   |
| Totals              | 18-55 | 2-16 | 18-24 | 36 | 29  | 56 | 2 | 8 | 7 | 3 |

FG%: 1st Half 8-26 .308, 2nd Half 10-29 .345, Game 18-55 .327;  
 3FG%: 1st Half 1-6 .167, 2nd Half 1-10 .100, Game 2-16 .125;  
 FT%: 1st Half 5-5 1.000, 2nd Half 13-19 .684, Game 18-24 .750;  
 Deadball Rebounds: 1.

| SCORE BY PERIODS | 1  | 2  | F  |
|------------------|----|----|----|
| Kentucky         | 28 | 36 | -- |
| Auburn           | 22 | 34 | -- |

OFFICIALS--Tony Greene, Jeffery Clark, Mark Whitehead  
 TECHNICAL FOULS--Auburn-Atewe, Matthew.  
 ATTENDANCE--7,959



• Game 23 •

**Auburn 92, Mississippi State 82**  
**February 15, 2014**  
**Auburn Arena • Auburn, Ala.**

Chris Denson (30) and KT Harrell (26) combined for 56 points as Auburn basketball defeated Mississippi State 92-82 on Saturday in Auburn Arena.

The 56 combined points by the Auburn duo are the most by two players this season. Denson has now scored 25-or-more points in four-straight games. Denson's 271 points in SEC play are the most through 12 league games since Wesley Person scored 274 points in 12 games during the 1993-94 season.

Auburn (12-11, 4-8) closed the first half on a 10-0 run to take a 40-25 lead into the break. Included in the closing run were six-straight points by Denson to end the half.

The Tigers led by as many as 21 points in the second half on a 3-pointer by Tahj Shamsid-Deen with 16:24 remaining.

Mississippi State (13-12, 3-9) worked its way back into the game and whittled the Auburn lead down to single digits at 75-66 with 3:04 remaining, but would get no closer.

Auburn hit 11 free throws in the final 1:57 to seal the victory.

Trivante Bloodman scored 18 points with nine assists and six rebounds to lead the Bulldogs.

| Mississippi State    | FG           | 3FG         | FT           | R         | FTP       | A         | T         | B         | S        | M          |
|----------------------|--------------|-------------|--------------|-----------|-----------|-----------|-----------|-----------|----------|------------|
| Colin Borchert, F    | 1-4          | 0-2         | 1-2          | 3         | 2         | 3         | 2         | 3         | 1        | 22         |
| Gavin Ware, F        | 5-7          | 0-0         | 5-6          | 2         | 2         | 15        | 0         | 2         | 0        | 32         |
| Fred Thomas, G       | 1-7          | 1-4         | 1-2          | 1         | 3         | 4         | 0         | 2         | 0        | 31         |
| Trivante Bloodman, G | 2-3          | 0-1         | 14-15        | 6         | 3         | 18        | 9         | 4         | 0        | 28         |
| Craig Sword, G       | 4-9          | 0-1         | 0-2          | 2         | 5         | 8         | 5         | 2         | 0        | 19         |
| Jacoby Davis         | 2-5          | 2-4         | 2-2          | 3         | 2         | 8         | 0         | 0         | 0        | 16         |
| Tevin Moore          | 0-1          | 0-1         | 0-0          | 0         | 1         | 0         | 0         | 0         | 0        | 1          |
| I.J. Ready           | 4-6          | 2-3         | 2-2          | 1         | 5         | 12        | 2         | 2         | 0        | 31         |
| Tyson Cunningham     | 0-0          | 0-0         | 0-0          | 0         | 4         | 0         | 1         | 2         | 0        | 4          |
| Roquez Johnson       | 5-8          | 0-1         | 4-5          | 3         | 4         | 14        | 0         | 4         | 0        | 26         |
| <b>TEAM</b>          | <b>5</b>     |             |              |           |           |           |           |           |          |            |
| <b>Totals</b>        | <b>24-50</b> | <b>5-17</b> | <b>29-36</b> | <b>26</b> | <b>31</b> | <b>82</b> | <b>19</b> | <b>21</b> | <b>1</b> | <b>200</b> |

FG%: 1st Half 8-18 .444, 2nd Half 16-32 .500, Game 24-50 .480;  
 3FG%: 1st Half 1-6 .167, 2nd Half 4-11 .364, Game 5-17 .294;  
 FT%: 1st Half 8-12 .667, 2nd Half 21-24 .875, Game 29-36 .806;  
 Deadball Rebounds: 3.

| Auburn              | FG           | 3FG         | FT           | R         | FTP       | A         | T         | B         | S        | M          |
|---------------------|--------------|-------------|--------------|-----------|-----------|-----------|-----------|-----------|----------|------------|
| Payne, Allen, F     | 4-7          | 0-0         | 6-6          | 1         | 2         | 14        | 4         | 5         | 0        | 26         |
| Dixon-Tatum, A., C  | 2-3          | 0-0         | 0-0          | 3         | 5         | 4         | 0         | 0         | 0        | 19         |
| Harrell, KT, G      | 6-11         | 1-4         | 13-14        | 3         | 1         | 26        | 2         | 4         | 0        | 39         |
| Denson, Chris, G    | 10-17        | 0-0         | 10-11        | 7         | 2         | 30        | 1         | 0         | 0        | 26         |
| Shamsid-Deen, T., G | 3-9          | 2-7         | 2-4          | 1         | 5         | 10        | 2         | 4         | 0        | 32         |
| Wade, Dion          | 1-2          | 0-1         | 0-0          | 0         | 5         | 2         | 0         | 0         | 0        | 7          |
| Thompson, Alex      | 0-1          | 0-1         | 0-0          | 4         | 2         | 0         | 1         | 0         | 0        | 12         |
| Canada, Malcolm     | 0-1          | 0-0         | 6-6          | 2         | 1         | 6         | 2         | 0         | 0        | 9          |
| Granger, Jordon     | 0-0          | 0-0         | 0-0          | 0         | 0         | 0         | 1         | 0         | 0        | 1          |
| Atewe, Matthew      | 0-0          | 0-0         | 0-0          | 8         | 5         | 0         | 1         | 4         | 1        | 2          |
| <b>TEAM</b>         | <b>2</b>     |             |              |           |           |           |           |           |          |            |
| <b>Totals</b>       | <b>26-51</b> | <b>3-13</b> | <b>37-41</b> | <b>31</b> | <b>28</b> | <b>92</b> | <b>13</b> | <b>18</b> | <b>1</b> | <b>200</b> |

FG%: 1st Half 12-24 .500, 2nd Half 14-27 .519, Game 26-51 .510;  
 3FG%: 1st Half 0-5 .000, 2nd Half 3-8 .375, Game 3-13 .231;  
 FT%: 1st Half 16-17 .941, 2nd Half 21-24 .875, Game 37-41 .902;  
 Deadball Rebounds: 2.

| SCORE BY PERIODS  | 1  | 2  | F  |
|-------------------|----|----|----|
| Mississippi State | 24 | 57 | -- |
| Auburn            | 40 | 52 | -- |

OFFICIALS--Anthony Jordan, Willi CJ Washington, Mike Thibodeaux  
 TECHNICAL FOULS--None  
 ATTENDANCE--6,890

• Game 24 •

**#2 Florida 71, Auburn 66**  
**February 19, 2014**  
**O'Connell Center • Gainesville, Fla.**

An Auburn basketball team that almost beat Florida earlier this season pushed the No. 2 Gators to the limit again before falling in the closing seconds Wednesday night.

Florida, down much of the game, took the lead for good with 20 seconds remaining to beat Auburn 71-66 in the O'Connell Center in Gainesville for its 30th consecutive home win.

Auburn has come as close as most anyone to beating Florida, now twice. Auburn was within a point of Florida with less than two minutes to play before falling on Jan. 17. The Tigers almost finished the job Wednesday night thanks to the play of freshman point guard Tahj Shamsid-Deen, who scored a team-high 17.

Florida improved to 24-2 overall and 13-0 in the SEC and left with its home winning streak intact. Auburn almost ruined it all. The Tigers had won four of their previous six games before Wednesday and fell to 12-12 overall and 4-9 in the SEC.

Auburn's last lead came at 65-63 with 2:06 remaining. Florida would take the lead, but the Auburn was always close enough to tie, which it did, until a missed shot, a missed free throw, a foul and then a turnover allowed Florida to take and then build the lead in the final seconds.

Shamsid-Deen stepped up to lead the Tigers, marking the first time that neither SEC-leader Chris Denson nor KT Harrell led Auburn in scoring this season.

Denson scored 15 and Harrell added 14. Now, Auburn heads back to play Vanderbilt at 5 p.m. Saturday in Auburn Arena. Barbee said the Tigers have to bounce back from Wednesday's tough loss.

| Auburn              | FG           | 3FG          | FT           | R         | FTP       | A         | T         | B        | S        | M          |
|---------------------|--------------|--------------|--------------|-----------|-----------|-----------|-----------|----------|----------|------------|
| Payne, Allen, F     | 3-6          | 2-3          | 0-0          | 1         | 5         | 8         | 1         | 3        | 0        | 35         |
| Dixon-Tatum, A., C  | 1-1          | 0-0          | 3-4          | 7         | 2         | 5         | 0         | 2        | 0        | 25         |
| Harrell, KT, G      | 4-11         | 2-5          | 4-5          | 6         | 3         | 14        | 4         | 3        | 0        | 38         |
| Denson, Chris, G    | 5-11         | 0-1          | 5-8          | 3         | 3         | 15        | 5         | 0        | 0        | 36         |
| Shamsid-Deen, T., G | 6-11         | 5-8          | 0-0          | 1         | 2         | 17        | 1         | 1        | 0        | 31         |
| Wade, Dion          | 1-2          | 1-2          | 0-0          | 0         | 1         | 3         | 0         | 0        | 0        | 4          |
| Thompson, Alex      | 0-0          | 0-0          | 0-0          | 2         | 0         | 0         | 0         | 0        | 0        | 3          |
| Canada, Malcolm     | 0-1          | 0-0          | 0-0          | 1         | 1         | 0         | 1         | 0        | 1        | 9          |
| Granger, Jordon     | 0-0          | 0-0          | 0-0          | 0         | 0         | 0         | 0         | 0        | 0        | 4          |
| Atewe, Matthew      | 2-3          | 0-0          | 0-0          | 1         | 3         | 4         | 0         | 0        | 0        | 15         |
| <b>TEAM</b>         | <b>2</b>     |              |              |           |           |           |           |          |          |            |
| <b>Totals</b>       | <b>22-46</b> | <b>10-19</b> | <b>12-17</b> | <b>22</b> | <b>22</b> | <b>66</b> | <b>11</b> | <b>9</b> | <b>2</b> | <b>400</b> |

FG%: 1st Half 13-23 .565, 2nd Half 9-23 .391, Game 22-46 .478;  
 3FG%: 1st Half 6-9 .667, 2nd Half 4-10 .400, Game 10-19 .526;  
 FT%: 1st Half 6-6 1.000, 2nd Half 6-11 .545, Game 12-17 .706;  
 Deadball Rebounds: 1.

| Florida              | FG           | 3FG         | FT           | R         | FTP       | A         | T         | B        | S        | M          |
|----------------------|--------------|-------------|--------------|-----------|-----------|-----------|-----------|----------|----------|------------|
| Yeguete, Will, F     | 0-2          | 0-0         | 5-6          | 8         | 3         | 5         | 2         | 1        | 0        | 24         |
| Prather, Casey, F    | 6-8          | 0-0         | 4-5          | 9         | 1         | 16        | 2         | 4        | 0        | 21         |
| Young, Patric, C     | 5-7          | 0-0         | 7-9          | 7         | 3         | 17        | 3         | 0        | 2        | 30         |
| Wilbekin, Scottie, G | 4-14         | 3-8         | 4-4          | 1         | 3         | 15        | 4         | 1        | 0        | 35         |
| Frazier, Michael, G  | 3-10         | 3-9         | 0-0          | 3         | 2         | 9         | 0         | 1        | 0        | 33         |
| Finney-Smith, Dorian | 0-5          | 0-4         | 3-4          | 2         | 2         | 3         | 1         | 2        | 0        | 24         |
| Walker, Chris        | 0-1          | 0-0         | 0-0          | 0         | 0         | 0         | 0         | 1        | 0        | 4          |
| Walker, DeVon        | 2-3          | 2-3         | 0-0          | 1         | 2         | 6         | 2         | 0        | 0        | 14         |
| Kurtz, Jacob         | 0-0          | 0-0         | 0-0          | 1         | 0         | 0         | 0         | 0        | 0        | 5          |
| <b>TEAM</b>          | <b>5</b>     |             |              |           |           |           |           |          |          |            |
| <b>Totals</b>        | <b>20-50</b> | <b>8-24</b> | <b>23-28</b> | <b>36</b> | <b>17</b> | <b>71</b> | <b>14</b> | <b>9</b> | <b>3</b> | <b>200</b> |

FG%: 1st Half 10-29 .345, 2nd Half 10-21 .476, Game 20-50 .400;  
 3FG%: 1st Half 6-14 .429, 2nd Half 2-10 .200, Game 8-24 .333;  
 FT%: 1st Half 4-6 .667, 2nd Half 19-22 .864, Game 23-28 .821;  
 Deadball Rebounds: 5.

| SCORE BY PERIODS | 1  | 2  | F  |
|------------------|----|----|----|
| Auburn           | 38 | 28 | -- |
| Florida          | 30 | 41 | -- |

OFFICIALS--Ron Groover, Keith Kimble, Jamie Lucki  
 TECHNICAL FOULS--None  
 ATTENDANCE--12,414

• Game 25 •

**Vanderbilt 67, Auburn 59**  
**February 22, 2014**  
**Auburn Arena • Auburn, Ala.**

Auburn was sitting pretty with a 16-point first-half lead, with the home-court advantage, when the momentum of that fine showing at No. 2 Florida just three days before.

But things took a disappointing turn for the Tigers in the second half Saturday in Auburn Arena when Vanderbilt starting launching 3-pointers and went on to beat the Tigers 67-59.

The Commodores hit 10 3-pointers in the second half — after just making one in the first half — to overcome all that went before.

Auburn fell to 12-13 overall and 4-10 in the Southeastern Conference. Vanderbilt improved to 15-11 overall and 7-7 in the league. Auburn was trying to bounce back from a 71-66 loss to Florida on Wednesday in a game in which the No. 2 Gators didn't take the lead for good until only 20 seconds were remaining. The Tigers' follow-through lasted about 10, maybe 15 minutes.

Vandy, which hit just 1-of-8 3-point tries in the first half, opened the second half by hitting four 3-pointers in short order and adding a fifth for a 40-38 lead barely 4½ minutes into the second half. That erased Auburn's 32-25 halftime lead.

Auburn's dynamic scoring duo of Chris Denson and KT Harrell — which came in to the weekend as the second-most prolific scoring tandem in the country — were held to 13 points each on 7-of-30 shooting.

Payne and Asaunn Dixon-Tatum each scored 11 and each had nine rebounds. Dai-Jon Parker hit 5-of-9 3-pointers and led Vandy with 21 points.

| Vanderbilt         | FG           | 3FG          | FT           | R         | FTP       | A         | T         | B         | S        | M          |
|--------------------|--------------|--------------|--------------|-----------|-----------|-----------|-----------|-----------|----------|------------|
| Odom, Rod, F       | 3-9          | 2-7          | 0-1          | 5         | 3         | 8         | 1         | 0         | 0        | 24         |
| Siakam, James, F   | 0-2          | 0-0          | 1-3          | 9         | 3         | 1         | 0         | 1         | 2        | 28         |
| Jones, Damian, C   | 4-8          | 0-0          | 6-10         | 4         | 4         | 14        | 1         | 1         | 0        | 26         |
| Fuller, Kyle, G    | 2-7          | 1-2          | 1-1          | 3         | 0         | 6         | 4         | 3         | 0        | 24         |
| Parker, Dai-Jon, G | 8-15         | 5-9          | 0-0          | 3         | 1         | 21        | 3         | 3         | 0        | 40         |
| Kornet, Luke       | 4-4          | 2-2          | 0-0          | 2         | 2         | 10        | 0         | 1         | 0        | 16         |
| Watkins, Nathan    | 2-6          | 1-5          | 2-2          | 3         | 0         | 7         | 0         | 1         | 0        | 16         |
| Josephs, Carter    | 0-0          | 0-0          | 0-0          | 1         | 0         | 0         | 0         | 0         | 0        | 1          |
| Moats, Shelby      | 0-1          | 0-1          | 0-0          | 3         | 1         | 0         | 0         | 1         | 0        | 10         |
| <b>TEAM</b>        | <b>2</b>     |              |              |           |           |           |           |           |          |            |
| <b>Totals</b>      | <b>23-52</b> | <b>11-26</b> | <b>10-17</b> | <b>35</b> | <b>14</b> | <b>67</b> | <b>18</b> | <b>11</b> | <b>2</b> | <b>200</b> |

FG%: 1st Half 10-22 .455, 2nd Half 13-30 .433, Game 23-52 .442;  
 3FG%: 1st Half 1-8 .125, 2nd Half 10-18 .556, Game 11-26 .423;  
 FT%: 1st Half 4-8 .500, 2nd Half 6-9 .667, Game 10-17 .588;  
 Deadball Rebounds: 2,1.

| Auburn              | FG           | 3FG         | FT           | R         | FTP       | A         | T         | B         | S        | M          |
|---------------------|--------------|-------------|--------------|-----------|-----------|-----------|-----------|-----------|----------|------------|
| Payne, Allen, F     | 5-10         | 0-1         | 1-1          | 9         | 4         | 11        | 0         | 2         | 0        | 21         |
| Dixon-Tatum, A., C  | 4-5          | 0-0         | 3-4          | 9         | 4         | 11        | 0         | 2         | 3        | 25         |
| Harrell, KT, G      | 4-15         | 3-10        | 2-2          | 4         | 1         | 13        | 1         | 4         | 0        | 34         |
| Denson, Chris, G    | 3-15         | 0-3         | 7-9          | 6         | 2         | 13        | 3         | 1         | 0        | 24         |
| Shamsid-Deen, T., G | 3-10         | 1-7         | 0-0          | 2         | 3         | 7         | 5         | 0         | 0        | 34         |
| Wade, Dion          | 0-3          | 0-3         | 0-0          | 2         | 1         | 0         | 0         | 0         | 0        | 12         |
| Thompson, Alex      | 0-0          | 0-0         | 0-0          | 0         | 1         | 0         | 0         | 0         | 0        | 4          |
| Canada, Malcolm     | 0-2          | 0-0         | 0-0          | 1         | 0         | 0         | 1         | 1         | 0        | 6          |
| Granger, Jordon     | 1-1          | 0-0         | 0-0          | 2         | 1         | 2         | 0         | 1         | 0        | 15         |
| Atewe, Matthew      | 1-1          | 0-0         | 0-0          | 2         | 0         | 2         | 0         | 0         | 0        | 15         |
| <b>TEAM</b>         | <b>4</b>     |             |              |           |           |           |           |           |          |            |
| <b>Totals</b>       | <b>21-62</b> | <b>4-24</b> | <b>13-16</b> | <b>41</b> | <b>17</b> | <b>59</b> | <b>10</b> | <b>11</b> | <b>3</b> | <b>200</b> |

FG%: 1st Half 11-31 .355, 2nd Half 10-31 .323, Game 21-62 .339;  
 3FG%: 1st Half 2-9 .222, 2nd Half 2-15 .133, Game 4-24 .167;  
 FT%: 1st Half 8-11 .727, 2nd Half 5-5 1.000, Game 13-16 .813;  
 Deadball Rebounds: 1.

| SCORE BY PERIODS | 1  | 2  | F  |
|------------------|----|----|----|
| Vanderbilt       | 25 | 42 | -- |
| Auburn           | 32 | 27 | -- |

OFFICIALS--Joe Lindsay, Jeff Smith, Jim Rurr  
 TECHNICAL FOULS--None  
 ATTENDANCE--6,814





• Game 26 •  
**Auburn 83, South Carolina 67**  
**February 26, 2014**  
**Auburn Arena • Auburn, Ala.**

Technical fouls. Regular fouls. Sixty free throws. A late start and a lengthy game took Auburn past the 10 o'clock hour Wednesday.

Auburn's 83-67 victory over South Carolina in Auburn Arena was worth the wait for the Tigers, and especially pleasing for coach Tony Barbee in the bounce-back performance. Auburn was called for two technical fouls and the officials threw out a fan, but Barbee said the Tigers withstood the tedious stop-and-go foul-filled game. The officials called eight quick fouls on Auburn to start the second half.

Auburn improved to 13-13 overall and 5-10 in the Southeastern Conference. The Tigers are at Alabama on Saturday. South Carolina fell to 10-18 overall and 3-12 in the league after losing to the Tigers twice this season.

Chris Denson led Auburn with 22 points as the Tigers found the balanced scoring Barbee has wanted. Allen Payne added 15, Tajh Shamsid-Deen had 14 and KT Harrell had 11. Brenton Williams led South Carolina with 26 points that included five 3-pointers.

Auburn scored 25 from the free throw line. South Carolina scored 19 from there.

Barbee said he didn't know why the fan was thrown out. "I wasn't there. I don't know what he said."

Denson smiled. "That's my boy," he said.

Payne chuckled at the rare sight, saying the last time he saw such a thing was "at an AAU game when they threw a crazy parent out."

Auburn was solid on the court, hitting a nifty 52 percent from the floor.

The Tigers got plenty of early help from their bench and with three quick 3-pointers from Shamsid-Deen to start the second half. Dion Wade came off the bench to hit three 3-pointers, too. The 3-pointers brought the cheers, but a good portion of the game was spent the free throw line thanks to 53 fouls.

Auburn led 39-27 at the half and made the advantage stick, unlike the last time out when Vanderbilt overcame a 16-point deficit to win by eight.

"We had energy tonight," Denson said.

| South Carolina       | FG           | 3FG         | FT           | R         | FTP       | A         | T         | B         | S        | M        |
|----------------------|--------------|-------------|--------------|-----------|-----------|-----------|-----------|-----------|----------|----------|
| Carr, Michael, F     | 1-6          | 0-2         | 2-4          | 13        | 5         | 4         | 2         | 3         | 0        | 1        |
| Kacinas, M., F       | 2-3          | 0-0         | 6-6          | 5         | 3         | 10        | 1         | 3         | 1        | 21       |
| Henry, Demetrius, C  | 1-1          | 0-0         | 0-0          | 1         | 3         | 2         | 0         | 2         | 1        | 0        |
| Thornwell, S., G     | 2-13         | 0-4         | 0-3          | 4         | 3         | 4         | 1         | 5         | 0        | 32       |
| Williams, Brenton, G | 7-11         | 5-9         | 7-8          | 2         | 2         | 26        | 1         | 2         | 0        | 40       |
| Shaw, Jaylen         | 2-3          | 0-1         | 0-0          | 0         | 2         | 4         | 0         | 1         | 0        | 8        |
| Notice, Duane        | 3-8          | 0-1         | 2-2          | 4         | 4         | 8         | 5         | 2         | 0        | 24       |
| Chatkevicius, L.     | 0-0          | 0-0         | 0-0          | 1         | 0         | 0         | 1         | 0         | 0        | 4        |
| Ringer, Desmond      | 1-2          | 0-0         | 2-2          | 3         | 4         | 4         | 0         | 1         | 0        | 16       |
| Steele, Brian        | 2-5          | 1-3         | 0-0          | 4         | 3         | 5         | 3         | 0         | 0        | 14       |
| <b>TEAM</b>          |              |             |              |           |           |           |           |           |          |          |
| <b>Totals</b>        | <b>21-52</b> | <b>6-20</b> | <b>19-25</b> | <b>36</b> | <b>30</b> | <b>67</b> | <b>13</b> | <b>20</b> | <b>2</b> | <b>3</b> |

FG%: 1st Half 8-30 .267, 2nd Half 13-22 .591, Game 21-52 .404;  
 3FG%: 1st Half 2-10 .200, 2nd Half 4-10 .400, Game 6-20 .300;  
 FT%: 1st Half 9-11 .818, 2nd Half 10-14 .714, Game 19-25 .760;  
 Deadball Rebounds: 3.

| Auburn              | FG           | 3FG         | FT           | R         | FTP       | A         | T         | B         | S        | M         |
|---------------------|--------------|-------------|--------------|-----------|-----------|-----------|-----------|-----------|----------|-----------|
| Payne, Allen, F     | 5-7          | 0-1         | 5-7          | 4         | 1         | 15        | 3         | 2         | 0        | 5         |
| Dixon-Tatum, A., C  | 0-0          | 0-0         | 3-4          | 4         | 3         | 3         | 0         | 2         | 0        | 0         |
| Harrell, KT, G      | 2-8          | 1-4         | 6-6          | 3         | 3         | 11        | 1         | 2         | 0        | 26        |
| Denson, Chris, G    | 8-11         | 1-4         | 5-9          | 2         | 2         | 22        | 2         | 3         | 0        | 2         |
| Shamsid-Deen, T., G | 4-5          | 3-3         | 3-4          | 1         | 4         | 14        | 4         | 0         | 0        | 17        |
| Waddell, Devin      | 0-0          | 0-0         | 0-0          | 0         | 0         | 0         | 0         | 0         | 0        | 1         |
| Wade, Dion          | 3-9          | 3-9         | 0-0          | 4         | 1         | 9         | 1         | 0         | 3        | 15        |
| Thompson, Alex      | 0-0          | 0-0         | 0-1          | 0         | 0         | 0         | 0         | 0         | 0        | 2         |
| Canada, Malcolm     | 1-3          | 0-1         | 2-4          | 2         | 4         | 3         | 0         | 0         | 1        | 22        |
| Holmes, C.J.        | 0-0          | 0-0         | 0-0          | 0         | 0         | 0         | 1         | 0         | 0        | 1         |
| Granger, Jordan     | 2-4          | 0-0         | 1-2          | 1         | 3         | 5         | 0         | 1         | 0        | 15        |
| Atewe, Matthew      | 0-1          | 0-0         | 0-0          | 1         | 4         | 0         | 0         | 0         | 0        | 12        |
| <b>TEAM</b>         |              |             |              |           |           |           |           |           |          |           |
| <b>Totals</b>       | <b>25-48</b> | <b>8-22</b> | <b>25-35</b> | <b>25</b> | <b>23</b> | <b>83</b> | <b>14</b> | <b>11</b> | <b>3</b> | <b>11</b> |

FG%: 1st Half 13-27 .481, 2nd Half 12-21 .571, Game 25-48 .521;  
 3FG%: 1st Half 4-13 .308, 2nd Half 4-9 .444, Game 8-22 .364;  
 FT%: 1st Half 9-16 .563, 2nd Half 16-19 .842, Game 25-35 .714;  
 Deadball Rebounds: 5,1.

| SCORE BY PERIODS | 1  | 2  | F  |
|------------------|----|----|----|
| South Carolina   | 27 | 40 | -- |
| Auburn           | 39 | 44 | -- |

OFFICIALS--Ted Valentine, Pat Adams, Don Daily  
 TECHNICAL FOULS--Auburn - Shamsid-Deen; Granger  
 ATTENDANCE--4,434

• Game 27 •  
**Alabama 73, Auburn 57**  
**March 1, 2014**  
**Coleman Coliseum • Tuscaloosa, Ala.**

Auburn's largest margin of victory in an SEC game came against Alabama in January, but the road proved to be a fickle place in a rematch in Coleman Coliseum on Saturday.

Alabama beat Auburn 73-57 a month after losing to the Tigers 74-55 in Auburn Arena.

"Our energy wasn't where it need to be," said Auburn coach Tony Barbee. "We knew there energy was going to be high. We talked about it."

"It was the reason why in Auburn we played the way we did: Because our energy was higher than theirs." But Saturday, Barbee said, "we couldn't catch up where their energy was."

Or Alabama's 10 3-pointers.

Auburn, with two regular-season games remaining, fell to 13-14 overall and 5-11 in the SEC. Alabama, winning for only the third time in 10 games, improved to 12-17 overall and 6-10 in the league. Both teams will then head to the SEC Tournament in Atlanta.

Auburn fell behind early and had trouble staying close. Even SEC leading scorer Chris Denson was off. He played just 10 minutes in the first half because of foul trouble, and so it was the player who came in averaging 20.4 points per game scored just six on 2-of-15 shooting from the field.

Alabama shot a warmish 49 percent. Auburn was a cold 27.5 percent.

"You're not going to win a lot of games shooting 27 percent on the road," Barbee said.

Auburn out-rebounded Alabama 46-38, but Barbee called that nothing more than "fool's gold."

"You look at the stat sheet and you go, 'well you had 20 more shots on goal than them,'" Barbee said. "All that means is you missed a lot of shots and then you went and collected a lot of them and missed some more."

The Tigers buried themselves in the first half. Auburn went almost seven minutes without a basket during one stretch, had 10 points after 12 minutes, shot just 27.6 percent and trailed 36-21 at halftime.

Harrell led Auburn with 21 points after hitting 7-of-19 shots from the field.

Alabama led by as many as 19 in the second half before Auburn made a run to cut the score to 48-36 with just under 12 minutes to play. But when Alabama had nine 3-pointers, when there was 7:30 remaining, Auburn was down 62-41. The Tigers made another move in the final few minutes.

Levi Randolph led Alabama with 24 points. Trevor Releford scored 16.

| Auburn              | FG           | 3FG         | FT           | R         | FTP       | A         | T        | B         | S        | M        |
|---------------------|--------------|-------------|--------------|-----------|-----------|-----------|----------|-----------|----------|----------|
| Payne, Allen, F     | 4-9          | 0-1         | 1-2          | 6         | 4         | 9         | 0        | 1         | 0        | 26       |
| Dixon-Tatum, A., C  | 3-5          | 0-0         | 2-2          | 11        | 2         | 8         | 1        | 3         | 3        | 0        |
| Harrell, KT, G      | 7-19         | 2-8         | 5-5          | 4         | 2         | 4         | 4        | 0         | 2        | 34       |
| Denson, Chris, G    | 2-15         | 1-4         | 1-2          | 6         | 3         | 6         | 1        | 2         | 0        | 1        |
| Shamsid-Deen, T., G | 1-11         | 1-9         | 1-2          | 2         | 0         | 4         | 2        | 1         | 0        | 1        |
| Wade, Dion          | 1-6          | 1-5         | 0-0          | 2         | 1         | 3         | 0        | 0         | 0        | 16       |
| Canada, Malcolm     | 0-1          | 0-0         | 4-4          | 1         | 0         | 4         | 1        | 0         | 0        | 2        |
| Granger, Jordan     | 1-3          | 0-0         | 0-2          | 7         | 2         | 2         | 0        | 1         | 0        | 20       |
| Atewe, Matthew      | 0-0          | 0-0         | 0-2          | 3         | 4         | 0         | 0        | 0         | 0        | 14       |
| <b>TEAM</b>         |              |             |              |           |           |           |          |           |          |          |
| <b>Totals</b>       | <b>19-69</b> | <b>5-27</b> | <b>14-21</b> | <b>46</b> | <b>20</b> | <b>57</b> | <b>9</b> | <b>12</b> | <b>4</b> | <b>6</b> |

FG%: 1st Half 8-29 .276, 2nd Half 11-40 .275, Game 19-69 .275;  
 3FG%: 1st Half 4-10 .400, 2nd Half 1-17 .059, Game 5-27 .185;  
 FT%: 1st Half 1-4 .250, 2nd Half 13-17 .765, Game 14-21 .667;  
 Deadball Rebounds: 3.

| Alabama             | FG           | 3FG          | FT           | R         | FTP       | A         | T         | B        | S        | M          |
|---------------------|--------------|--------------|--------------|-----------|-----------|-----------|-----------|----------|----------|------------|
| Taylor, Jimmie, F   | 1-3          | 0-0          | 2-3          | 4         | 4         | 4         | 0         | 4        | 0        | 24         |
| Hale, Shannon, F    | 3-7          | 1-1          | 0-0          | 4         | 2         | 7         | 1         | 2        | 0        | 29         |
| Releford, Trevor, G | 6-12         | 2-4          | 2-2          | 5         | 3         | 16        | 7         | 3        | 0        | 37         |
| Randolph, Levi, G   | 6-11         | 4-6          | 8-12         | 9         | 3         | 24        | 0         | 2        | 0        | 1          |
| Cooper, Rodney, G   | 2-6          | 1-4          | 0-0          | 9         | 2         | 5         | 3         | 5        | 1        | 2          |
| Key, Algise         | 0-0          | 0-0          | 2-2          | 1         | 0         | 2         | 0         | 0        | 0        | 6          |
| Engstrom, Carl      | 1-1          | 0-0          | 0-0          | 0         | 3         | 2         | 0         | 0        | 0        | 12         |
| Obasohan, Retin     | 5-9          | 2-3          | 1-4          | 3         | 3         | 13        | 2         | 1        | 0        | 19         |
| <b>TEAM</b>         |              |              |              |           |           |           |           |          |          |            |
| <b>Totals</b>       | <b>24-49</b> | <b>10-18</b> | <b>15-23</b> | <b>38</b> | <b>20</b> | <b>73</b> | <b>13</b> | <b>6</b> | <b>6</b> | <b>200</b> |

FG%: 1st Half 12-25 .480, 2nd Half 12-24 .500, Game 24-49 .490;  
 3FG%: 1st Half 6-10 .600, 2nd Half 4-8 .500, Game 10-18 .556;  
 FT%: 1st Half 6-9 .667, 2nd Half 9-14 .643, Game 15-23 .652;  
 Deadball Rebounds: 3.

| SCORE BY PERIODS | 1  | 2  | F  |
|------------------|----|----|----|
| Auburn           | 21 | 36 | -- |
| Alabama          | 36 | 37 | -- |

OFFICIALS--Lee Cassell, CJ Washington, Mike Thibodeaux  
 TECHNICAL FOULS--None  
 ATTENDANCE--13,499

• Game 28 •  
**Tennessee 82, Auburn 54**  
**March 3, 2014**  
**Auburn Arena • Auburn, Ala.**

Tajh Shamsid-Deen equaled his career high with 17 points on 5-of-8 shooting from outside, but Auburn basketball fell to Tennessee 82-54 on senior night in Auburn Arena on Wednesday.

Auburn (13-15, 5-12) trailed 10-0 early and hit its first field goal, a jumper by Chris Denson, with nearly four minutes gone in the first half. Jarnell Stokes' layup with two seconds left before halftime stretched the Tennessee lead to its largest in the first half at 44-20.

Tennessee (19-11, 10-7) led by as many as 28 in the second half on three separate occasions, the last on Armani Moore's 3-pointer with 25 seconds remaining.

KT Harrell scored 15 points with four rebounds and four assists for Auburn. Asaunh Dixon-Tatum added 12 points, four rebounds and two blocks.

Stokes scored a game high 20 points and added seven rebounds with seven assists to pace five Tennessee players in double figures.

| Tennessee           | FG           | 3FG         | FT           | R         | FTP       | A         | T         | B        | S        | M          |
|---------------------|--------------|-------------|--------------|-----------|-----------|-----------|-----------|----------|----------|------------|
| Stokes, Jarnell, F  | 8-10         | 0-0         | 4-5          | 7         | 2         | 20        | 7         | 1        | 0        | 1          |
| Maymon, Jeronne, F  | 5-6          | 0-0         | 3-4          | 8         | 5         | 13        | 1         | 1        | 1        | 0          |
| Richardson, Josh, G | 4-10         | 0-2         | 2-2          | 4         | 2         | 10        | 2         | 2        | 2        | 1          |
| Barton, Antonio, G  | 4-9          | 4-8         | 2-5          | 2         | 14        | 2         | 0         | 0        | 0        | 22         |
| McRae, Jordan, G    | 3-11         | 3-9         | 4-4          | 1         | 1         | 13        | 2         | 0        | 0        | 25         |
| Moore, Armani       | 1-4          | 1-3         | 0-0          | 5         | 1         | 3         | 0         | 1        | 2        | 0          |
| Ndiaye, Rawane      | 1-1          | 0-0         | 1-1          | 0         | 1         | 3         | 0         | 0        | 0        | 3          |
| Thompson, Darius    | 2-3          | 0-1         | 0-0          | 2         | 2         | 4         | 2         | 2        | 0        | 1          |
| Reese, Derek        | 0-3          | 0-0         | 0-0          | 7         | 1         | 0         | 1         | 0        | 0        | 2          |
| Chievous, Quinton   | 0-0          | 0-0         | 2-2          | 1         | 0         | 2         | 0         | 0        | 0        | 1          |
| <b>TEAM</b>         |              |             |              |           |           |           |           |          |          |            |
| <b>Totals</b>       | <b>28-57</b> | <b>8-23</b> | <b>18-20</b> | <b>44</b> | <b>17</b> | <b>82</b> | <b>17</b> | <b>7</b> | <b>5</b> | <b>200</b> |

FG%: 1st Half 14-28 .500, 2nd Half 14-29 .483, Game 28-57 .491;  
 3FG%: 1st Half 5-14 .357, 2nd Half 3-9 .333, Game 8-23 .348;  
 FT%: 1st Half 11-13 .846, 2nd Half 7-10 .700, Game 18-20 .900;  
 Deadball Rebounds: 1,1.

| Auburn              | FG           | 3FG         | FT          | R         | FTP       | A         | T         | B        | S        | M        |
|---------------------|--------------|-------------|-------------|-----------|-----------|-----------|-----------|----------|----------|----------|
| Payne, Allen, F     | 2-7          | 0-2         | 0-0         | 2         | 2         | 4         | 4         | 3        | 0        | 1        |
| Dixon-Tatum, A., C  | 5-6          | 0-0         | 2-4         | 4         | 4         | 12        | 0         | 0        | 2        | 0        |
| Harrell, KT, G      | 6-14         | 1-3         | 2-3         | 4         | 2         | 15        | 4         | 2        | 0        | 0        |
| Denson, Chris, G    | 1-10         | 0-0         | 1-3         | 2         | 1         | 3         | 2         | 1        | 0        | 0        |
| Shamsid-Deen, T., G | 5-10         | 5-8         | 2-2         | 3         | 1         | 17        | 2         | 0        | 0        | 2        |
| Wade, Dion          | 0-3          | 0-3         | 0-0         | 1         | 1         | 0         | 0         | 0        | 0        | 0        |
| Canada, Malcolm     | 0-2          | 0-0         | 1-2         | 1         | 2         | 1         | 0         | 0        | 0        | 1        |
| Granger, Jordan     | 0-1          | 0-1         | 0-0         | 0         | 0         | 0         | 0         | 0        | 0        | 0        |
| Atewe, Matthew      | 1-1          | 0-0         | 0-0         | 4         | 4         | 2         | 0         | 1        | 0        | 0        |
| <b>TEAM</b>         |              |             |             |           |           |           |           |          |          |          |
| <b>Totals</b>       | <b>20-54</b> | <b>6-17</b> | <b>8-14</b> | <b>24</b> | <b>17</b> | <b>54</b> | <b>12</b> | <b>7</b> | <b>2</b> | <b>4</b> |

FG%: 1st Half 8-25 .320, 2nd Half 12-29 .414, Game 20-54 .370;  
 3FG%: 1st Half 2-4 .500, 2nd Half 4-13 .308, Game 6-17 .353;  
 FT%: 1st Half 2-6 .333, 2nd Half 6-8 .750, Game 8-14 .571;  
 Deadball Rebounds: 0,1.

| SCORE BY PERIODS | 1  | 2  | F  |
|------------------|----|----|----|
| Tennessee        | 44 | 38 | -- |
| Auburn           | 20 | 34 | -- |

OFFICIALS--Doug Shows, Anthony Jordan, Mike Nance  
 TECHNICAL FOULS--None  
 ATTENDANCE--5,304





• Game 29 •  
Auburn 69, Texas A&M 64  
March 8, 2014

Reed Arena • College Station, Texas

Auburn coach Tony Barbee says there's nothing like closing out the regular season with a win before tournament play.

Consider Auburn's 69-64 win over Texas A&M on Saturday the boost the Tigers were looking for before heading to the Southeastern Conference Tournament to play South Carolina in a first-round game Wednesday in Atlanta.

"You want confidence going into post-season play, and there's nothing to give you confidence like a win, and like winning on the road against a very good team like Texas A&M," Barbee said on Auburn's post-game radio show.

Auburn will play South Carolina at 6 p.m., Central time, with the knowledge it has already beaten the Gamecocks twice this season.

Saturday's win was a bounce-back performance after starting so slowly in back-to-back losses to Alabama and Tennessee before heading to College Station. This time, the Tigers led by eight early, fell behind by seven, then came on late to overtake the Aggies in the final minutes.

Barbee said he showed his players video highlights of Auburn's gummy play against good teams in preparation for the Aggies, a move that was designed "to let them know we're not the team that hung its head the last two games when we got down. This is the team we can be when we keep throwing punches regardless of the outcome."

Auburn improved to 14-15 overall record and 6-12 in the SEC. Texas A&M, losing for only the third time at home this season, fell to 17-14 overall and 8-10 in the league.

Auburn's dynamic scoring duo arrived in time for the regular-season finale. KT Harrell scored 20 and had seven rebounds. Chris Denson, who had struggled in the previous two games as he was shooting for the SEC scoring crown, scored 19, had seven rebounds and had five assists.

"The last two games I definitely put a lot of pressure on myself, trying to force shots to get the scoring title," Denson said. "I met with Coach after the two games and he just told me to relax and play my game. That's what I did today, just play free and we got the 'W'."

Denson, known for his scoring, said "defensive stops won the game."

Sure enough, Auburn outscored A&M 10-4 over the last four minutes.

| Auburn             | FG    | 3FG  | FT    | R  | FTP | A  | T  | B | S | M |     |
|--------------------|-------|------|-------|----|-----|----|----|---|---|---|-----|
| Dixon-Tatum, A, C  | 4-9   | 0-0  | 4-4   | 7  | 2   | 12 | 0  | 1 | 3 | 0 | 27  |
| Harrell, KT, G     | 6-12  | 3-7  | 5-5   | 3  | 1   | 20 | 3  | 2 | 0 | 0 | 36  |
| Payne, Allen, F    | 3-5   | 0-0  | 2-2   | 6  | 4   | 8  | 2  | 1 | 0 | 1 | 24  |
| Denson, Chris, G   | 6-13  | 2-4  | 5-9   | 7  | 1   | 19 | 5  | 0 | 0 | 0 | 36  |
| Shamsid-Deen, T, G | 2-6   | 1-4  | 0-0   | 1  | 1   | 5  | 4  | 3 | 0 | 0 | 32  |
| Wade, Dion         | 1-3   | 1-3  | 0-0   | 0  | 3   | 3  | 0  | 0 | 0 | 0 | 7   |
| Thompson, Alex     | 0-0   | 0-0  | 0-0   | 1  | 0   | 0  | 0  | 0 | 0 | 0 | 3   |
| Canada, Malcolm    | 0-1   | 0-0  | 0-0   | 0  | 1   | 0  | 1  | 0 | 0 | 0 | 11  |
| Granger, Jordon    | 1-2   | 0-0  | 0-0   | 2  | 1   | 2  | 1  | 0 | 0 | 0 | 15  |
| Atewe, Matthew     | 0-0   | 0-0  | 0-0   | 3  | 3   | 0  | 0  | 2 | 1 | 0 | 9   |
| TEAM               | 5     |      |       |    |     |    |    |   |   |   |     |
| Totals             | 23-51 | 7-18 | 16-20 | 35 | 17  | 69 | 16 | 9 | 4 | 1 | 200 |

FG%: 1st Half 11-24 .458, 2nd Half 12-27 .444, Game 23-51 .451;  
3FG%: 1st Half 4-8 .500, 2nd Half 3-10 .300, Game 7-18 .389;  
FT%: 1st Half 9-11 .818, 2nd Half 7-9 .778, Game 16-20 .800;  
Deadball Rebounds: 2.

| Texas A&M          | FG    | 3FG  | FT    | R  | FTP | A  | T  | B | S | M |     |
|--------------------|-------|------|-------|----|-----|----|----|---|---|---|-----|
| McDonald,Blake*    | 0-0   | 0-0  | 0-0   | 1  | 2   | 0  | 2  | 0 | 0 | 0 | 10  |
| Harris,Fabyon*     | 1-4   | 0-3  | 3-3   | 0  | 0   | 5  | 0  | 0 | 0 | 0 | 16  |
| Roberson,Kourtney* | 3-5   | 0-0  | 2-3   | 6  | 3   | 8  | 1  | 2 | 0 | 0 | 33  |
| Jones,Jamal*       | 8-18  | 6-12 | 2-2   | 1  | 2   | 24 | 1  | 3 | 0 | 1 | 35  |
| Space,Antwan*      | 3-7   | 0-1  | 0-1   | 5  | 4   | 6  | 2  | 1 | 1 | 0 | 30  |
| Green,Jordan       | 4-8   | 1-3  | 0-0   | 4  | 1   | 9  | 1  | 1 | 0 | 0 | 36  |
| Caruso,Alex        | 3-8   | 1-4  | 4-4   | 2  | 3   | 11 | 4  | 2 | 0 | 2 | 27  |
| Johns,Dylan        | 0-0   | 0-0  | 1-2   | 3  | 3   | 1  | 1  | 0 | 1 | 0 | 13  |
| TEAM               | 3     |      |       |    |     |    |    |   |   |   |     |
| Totals             | 22-50 | 8-23 | 12-15 | 25 | 18  | 64 | 12 | 9 | 5 | 3 | 201 |

FG%: 1st Half 11-23 .478, 2nd Half 11-27 .407, Game 22-50 .440;  
3FG%: 1st Half 6-14 .429, 2nd Half 2-9 .222, Game 8-23 .348;  
FT%: 1st Half 6-8 .750, 2nd Half 6-7 .857, Game 12-15 .800;  
Deadball Rebounds: 1.

| SCORE BY PERIODS | 1  | 2  | F  |    |
|------------------|----|----|----|----|
| Auburn           | 35 | 34 | -- | 69 |
| Texas A&M        | 34 | 30 | -- | 64 |

OFFICIALS--Antinio Petty, Tim Gattis, Bruce Benedict  
TECHNICAL FOULS--None  
ATTENDANCE--5,488

• Game 30 •  
South Carolina 74, Auburn 56  
March 12, 2014  
Georgia Dome • Atlanta, Ga.

Auburn's season of frustration came to a quiet end on the basketball court Wednesday night when South Carolina pelted the Tigers with 11 3-pointers in a 74-56 victory in the first game of the Southeastern Conference Tournament.

Auburn's season ended with a 14-16 overall record after finishing 6-12 in the SEC's regular season. South Carolina improved to 13-19 and advanced to a Thursday afternoon tournament game against Arkansas.

"Tough end to the conference tournament having beaten that team twice this year," said Auburn coach Tony Barbee. "It's hard to overcome the shooting effort we had.

"Overall," he added, "I'm proud of the fight the guys showed at the end. But a disappointing end."

After the game, Auburn Athletics Director Jay Jacobs dismissed Barbee after meeting with him at the team hotel. That story is here.

The hopes of being South Carolina a third time melted away as the first half played out.

"The biggest difference was the 3-point line from the previous two games," said coach Tony Barbee.

South Carolina was hot early, making seven 3-pointers, going 7-for-8 from the free throw line and leading 38-26 at the half. The Gamecocks also had a 20-11 rebounding advantage.

The Tigers' offense was off in the first half. Chris Denson, who almost won the SEC scoring title, attempted only two shots, making one. Denson finished with 14. He averaged 23.5 points in the first two meetings.

"They definitely clogged the paint more in this game. They took my driving lanes away," Denson said. "They made us shoot from the outside."

Tahj Shamsid-Deen was 0-for-4 from the field in the first half, 1-for-10 for the game and finished with four points. KT Harrell's three first-half 3-pointers were the bright spot.

But South Carolina made sure there would be no come-back by scoring the first six points of the second half with two more 3-pointers. The Gamecocks led by 20 with 5:24 remaining.

Denson moved into eighth place on Auburn's all-time scoring list, passing Charles Barkley, who was sitting behind the Tigers' bench. Harrell scored 13.

| South Carolina       | FG    | 3FG   | FT    | R  | FTP | A  | T  | B  | S | M |     |
|----------------------|-------|-------|-------|----|-----|----|----|----|---|---|-----|
| Henry, Demetrius, F  | 1-1   | 0-0   | 0-0   | 1  | 4   | 2  | 0  | 2  | 0 | 0 | 14  |
| Carrera, Michael, F  | 1-3   | 1-2   | 1-2   | 1  | 3   | 4  | 1  | 1  | 0 | 1 | 9   |
| Kacinas, M., F       | 1-2   | 0-0   | 6-8   | 10 | 2   | 8  | 3  | 2  | 0 | 0 | 35  |
| Thornwell, S., G     | 4-7   | 2-3   | 0-0   | 1  | 3   | 10 | 3  | 5  | 1 | 3 | 28  |
| Williams, Brenton, G | 4-11  | 4-6   | 4-4   | 3  | 1   | 16 | 2  | 0  | 0 | 0 | 39  |
| Shaw, Jaylen         | 0-0   | 0-0   | 0-0   | 0  | 0   | 0  | 0  | 0  | 0 | 0 | 1   |
| Notice, Duane        | 7-16  | 4-4   | 5-8   | 8  | 2   | 23 | 3  | 2  | 0 | 1 | 29  |
| Chatkevicius, Laim   | 2-7   | 0-0   | 7-8   | 9  | 3   | 11 | 0  | 2  | 1 | 0 | 23  |
| Ringer, Desmond      | 0-2   | 0-0   | 0-0   | 1  | 2   | 0  | 1  | 0  | 1 | 1 | 5   |
| Steele, Brian        | 0-0   | 0-0   | 0-0   | 1  | 2   | 0  | 1  | 0  | 0 | 0 | 17  |
| TEAM                 | 4     |       |       |    |     |    |    |    |   |   |     |
| Totals               | 20-49 | 11-15 | 23-30 | 39 | 22  | 74 | 14 | 15 | 3 | 6 | 200 |

FG%: 1st Half 12-26 .462, 2nd Half 8-23 .348, Game 20-49 .408;  
3FG%: 1st Half 7-11 .636, 2nd Half 4-10 .400, Game 11-15 .733;  
FT%: 1st Half 7-8 .875, 2nd Half 16-22 .727, Game 23-30 .767;  
Deadball Rebounds: 2.

| Auburn             | FG    | 3FG  | FT    | R  | FTP | A  | T | B  | S | M |     |
|--------------------|-------|------|-------|----|-----|----|---|----|---|---|-----|
| Payne, Allen, F    | 4-5   | 0-0  | 0-0   | 4  | 4   | 8  | 1 | 5  | 0 | 1 | 27  |
| Dixon-Tatum, A., C | 1-3   | 0-0  | 6-7   | 3  | 4   | 8  | 0 | 2  | 7 | 1 | 24  |
| Harrell, KT, G     | 4-13  | 3-8  | 2-2   | 5  | 2   | 13 | 2 | 3  | 1 | 0 | 38  |
| Denson, Chris, G   | 3-6   | 0-0  | 8-10  | 2  | 2   | 14 | 1 | 3  | 0 | 0 | 30  |
| Shamsid-Deen, T, G | 1-10  | 1-5  | 1-2   | 0  | 1   | 4  | 2 | 1  | 0 | 1 | 31  |
| Wade, Dion         | 1-3   | 1-2  | 0-1   | 1  | 0   | 3  | 0 | 0  | 0 | 0 | 12  |
| Thompson, Alex     | 0-0   | 0-0  | 0-0   | 4  | 3   | 0  | 0 | 0  | 0 | 0 | 9   |
| Canada, Malcolm    | 2-2   | 0-0  | 0-0   | 0  | 0   | 4  | 0 | 2  | 0 | 0 | 9   |
| Granger, Jordon    | 0-0   | 0-0  | 2-2   | 2  | 2   | 2  | 0 | 0  | 1 | 0 | 13  |
| Atewe, Matthew     | 0-0   | 0-0  | 0-0   | 1  | 5   | 0  | 0 | 0  | 0 | 1 | 7   |
| TEAM               | 3     |      |       |    |     |    |   |    |   |   |     |
| Totals             | 16-42 | 5-15 | 19-24 | 25 | 23  | 56 | 6 | 16 | 9 | 4 | 200 |

FG%: 1st Half 8-22 .364, 2nd Half 8-20 .400, Game 16-42 .381;  
3FG%: 1st Half 4-10 .400, 2nd Half 1-5 .200, Game 5-15 .333;  
FT%: 1st Half 6-9 .667, 2nd Half 13-15 .867, Game 19-24 .792;  
Deadball Rebounds: 1.

| SCORE BY PERIODS | 1  | 2  | F  |    |
|------------------|----|----|----|----|
| South Carolina   | 38 | 36 | -- | 74 |
| Auburn           | 26 | 30 | -- | 56 |

OFFICIALS--Tony Greene, Joe Lindsay, Antinio Petty  
TECHNICAL FOULS--None  
ATTENDANCE--7,132



FINAL 2013-14 SEC STANDINGS

|           | SEC  | PCT.  | ALL   | PCT. | POSTSEASON |                   | SEC  | PCT. | ALL   | PCT. | POSTSEASON |
|-----------|------|-------|-------|------|------------|-------------------|------|------|-------|------|------------|
| Florida^% | 18-0 | 1.000 | 36-3  | .923 | NCAA       | Missouri          | 9-9  | .500 | 23-12 | .657 | NIT        |
| Kentucky  | 12-6 | .667  | 29-11 | .725 | NCAA       | Texas A&M         | 8-10 | .444 | 18-16 | .529 | CBI        |
| Georgia   | 12-6 | .667  | 20-14 | .588 | NIT        | Alabama           | 7-11 | .389 | 13-19 | .406 |            |
| Tennessee | 11-7 | .611  | 24-13 | .649 | NCAA       | Vanderbilt        | 7-11 | .389 | 15-16 | .484 |            |
| Arkansas  | 10-8 | .556  | 22-12 | .647 | NIT        | Auburn            | 6-12 | .333 | 14-16 | .467 |            |
| Ole Miss  | 9-9  | .500  | 19-14 | .576 |            | South Carolina    | 5-13 | .278 | 14-20 | .412 |            |
| LSU       | 9-9  | .500  | 20-14 | .588 | NIT        | Mississippi State | 3-15 | .167 | 14-19 | .442 |            |

^-SEC Champion; %-SEC Tournament Champion

Team Statistics

| SCORING OFFENSE       |           |             |             | 3-POINT FG PERCENTAGE |            |            |             | BLOCKS                |           |            |            |
|-----------------------|-----------|-------------|-------------|-----------------------|------------|------------|-------------|-----------------------|-----------|------------|------------|
| TEAM                  | G         | PTS         | AVG         | TEAM                  | 3FGM       | 3FGA       | PCT         | TEAM                  | G         | NO         | AVG        |
| 1. Arkansas           | 34        | 2723        | 80.1        | 1. South Carolina     | 195        | 516        | .378        | 1. Kentucky           | 40        | 236        | 5.9        |
| 2. Ole Miss           | 33        | 2482        | 75.2        | 2. Arkansas           | 253        | 698        | .362        | 2. LSU                | 34        | 199        | 5.9        |
| 3. Kentucky           | 40        | 2992        | 74.8        | 3. Florida            | 255        | 711        | .359        | 3. Arkansas           | 34        | 189        | 5.6        |
| 4. LSU                | 34        | 2540        | 74.7        | 4. Georgia            | 167        | 478        | .349        | 4. Ole Miss           | 33        | 182        | 5.5        |
| 5. Missouri           | 35        | 2553        | 72.9        | 5. Missouri           | 202        | 587        | .344        | 5. Tennessee          | 37        | 172        | 4.6        |
| 6. Tennessee          | 37        | 2672        | 72.2        | 6. LSU                | 231        | 675        | .342        | 6. Georgia            | 34        | 158        | 4.6        |
| <b>7. Auburn</b>      | <b>30</b> | <b>2144</b> | <b>71.5</b> | 7. Ole Miss           | 258        | 761        | .339        | <b>7. Auburn</b>      | <b>30</b> | <b>134</b> | <b>4.5</b> |
| 8. Florida            | 39        | 2727        | 69.9        | 8. Alabama            | 183        | 548        | .334        | 8. Vanderbilt         | 31        | 138        | 4.5        |
| 9. Georgia            | 34        | 2343        | 68.9        | 9. Kentucky           | 203        | 611        | .332        | 9. Alabama            | 32        | 137        | 4.3        |
| 10. South Carolina    | 34        | 2323        | 68.3        | 10. Tennessee         | 205        | 632        | .324        | 10. Texas A&M         | 34        | 130        | 3.8        |
| 11. Alabama           | 32        | 2170        | 67.8        | 11. Vanderbilt        | 191        | 599        | .319        | 11. South Carolina    | 34        | 128        | 3.8        |
| 12. Mississippi State | 33        | 2234        | 67.7        | 12. Texas A&M         | 197        | 621        | .317        | 12. Missouri          | 35        | 114        | 3.3        |
| 13. Texas A&M         | 34        | 2199        | 64.7        | <b>13. Auburn</b>     | <b>172</b> | <b>553</b> | <b>.311</b> | 13. Florida           | 39        | 118        | 3.0        |
| 14. Vanderbilt        | 31        | 2002        | 64.6        | 14. Mississippi State | 154        | 502        | .307        | 14. Mississippi State | 33        | 88         | 2.7        |

| SCORING DEFENSE       |           |             |             | 3-POINT FG PERCENTAGE DEFENSE |            |            |             | STEALS               |           |            |            |
|-----------------------|-----------|-------------|-------------|-------------------------------|------------|------------|-------------|----------------------|-----------|------------|------------|
| TEAM                  | G         | PTS         | AVG.        | TEAM                          | 3FGM       | 3FGA       | PCT         | TEAM                 | G         | NO         | AVG        |
| 1. Florida            | 39        | 2253        | 57.8        | 1. Texas A&M                  | 191        | 664        | .288        | 1. Arkansas          | 34        | 287        | 8.4        |
| 2. Tennessee          | 37        | 2283        | 61.7        | 2. Vanderbilt                 | 181        | 595        | .304        | 2. Mississippi State | 33        | 255        | 7.7        |
| 3. Texas A&M          | 34        | 2135        | 62.8        | 3. Alabama                    | 177        | 575        | .308        | 3. LSU               | 34        | 261        | 7.7        |
| 4. Vanderbilt         | 31        | 2032        | 65.5        | 4. Georgia                    | 207        | 648        | .319        | 4. Ole Miss          | 33        | 246        | 7.5        |
| 5. Kentucky           | 40        | 2665        | 66.6        | 5. Kentucky                   | 222        | 689        | .322        | 5. Florida           | 39        | 274        | 7.0        |
| 6. Georgia            | 34        | 2271        | 66.8        | 6. South Carolina             | 195        | 599        | .326        | 6. Alabama           | 32        | 218        | 6.8        |
| 7. Alabama            | 32        | 2150        | 67.2        | 7. Mississippi State          | 219        | 672        | .326        | 7. Texas A&M         | 34        | 218        | 6.4        |
| 8. Missouri           | 35        | 2441        | 69.7        | 8. Florida                    | 207        | 628        | .330        | 8. South Carolina    | 34        | 214        | 6.3        |
| 9. South Carolina     | 34        | 2376        | 69.9        | 9. Missouri                   | 256        | 772        | .332        | <b>9. Auburn</b>     | <b>30</b> | <b>183</b> | <b>6.1</b> |
| 10. LSU               | 34        | 2423        | 71.3        | 10. Tennessee                 | 192        | 555        | .346        | 10. Tennessee        | 37        | 192        | 5.2        |
| 11. Mississippi State | 33        | 2353        | 71.3        | 11. Arkansas                  | 213        | 615        | .346        | 11. Georgia          | 34        | 173        | 5.1        |
| 12. Arkansas          | 34        | 2425        | 71.3        | 12. Ole Miss                  | 246        | 709        | .347        | 12. Missouri         | 35        | 176        | 5.0        |
| <b>13. Auburn</b>     | <b>30</b> | <b>2155</b> | <b>71.8</b> | 13. LSU                       | 212        | 593        | .358        | 13. Kentucky         | 40        | 189        | 4.7        |
| 14. Ole Miss          | 33        | 2400        | 72.7        | <b>14. Auburn</b>             | <b>219</b> | <b>567</b> | <b>.386</b> | 14. Vanderbilt       | 31        | 145        | 4.7        |

| FIELD GOAL PERCENTAGE |            |             |             | 3-POINT FIELD GOALS PER GAME |           |            |            | TURNOVER MARGIN      |             |             |             |
|-----------------------|------------|-------------|-------------|------------------------------|-----------|------------|------------|----------------------|-------------|-------------|-------------|
| TEAM                  | FGM        | FGA         | PCT         | TEAM                         | G         | NO         | AVG        | TEAM                 | TO          | Caused      | Margin      |
| 1. Florida            | 945        | 2056        | .460        | 1. Ole Miss                  | 33        | 258        | 7.8        | 1. Arkansas          | 11.5        | 17.0        | +5.5        |
| 2. Missouri           | 824        | 1806        | .456        | 2. Arkansas                  | 34        | 253        | 7.4        | 2. Ole Miss          | 11.2        | 14.0        | +2.8        |
| 3. Kentucky           | 1004       | 2214        | .453        | 3. LSU                       | 34        | 231        | 6.8        | 3. Florida           | 11.1        | 13.5        | +2.4        |
| 4. Tennessee          | 927        | 2049        | .452        | 4. Florida                   | 39        | 255        | 6.5        | 4. Texas A&M         | 11.4        | 13.2        | +1.9        |
| 5. LSU                | 918        | 2067        | .444        | 5. Vanderbilt                | 31        | 191        | 6.2        | 5. Alabama           | 11.9        | 12.8        | +0.9        |
| 6. Alabama            | 741        | 1669        | .444        | 6. Texas A&M                 | 34        | 197        | 5.8        | <b>6. Auburn</b>     | <b>12.1</b> | <b>12.7</b> | <b>+0.6</b> |
| 7. Mississippi State  | 785        | 1776        | .442        | 7. Missouri                  | 35        | 202        | 5.8        | 7. Tennessee         | 10.5        | 10.8        | +0.3        |
| 8. Arkansas           | 928        | 2105        | .441        | 8. South Carolina            | 34        | 195        | 5.7        | 8. Mississippi State | 13.9        | 14.0        | +0.1        |
| 9. Georgia            | 767        | 1740        | .441        | <b>9. Auburn</b>             | <b>30</b> | <b>172</b> | <b>5.7</b> | 9. LSU               | 13.6        | 12.7        | -0.9        |
| <b>10. Auburn</b>     | <b>723</b> | <b>1655</b> | <b>.437</b> | 10. Alabama                  | 32        | 183        | 5.7        | South Carolina       | 14.3        | 13.4        | -0.9        |
| 11. Vanderbilt        | 689        | 1598        | .431        | 11. Tennessee                | 37        | 205        | 5.5        | 11. Kentucky         | 12.0        | 10.7        | -1.3        |
| 12. Texas A&M         | 774        | 1821        | .425        | 12. Kentucky                 | 40        | 203        | 5.1        | 12. Missouri         | 12.6        | 10.6        | -2.1        |
| 13. Ole Miss          | 836        | 2003        | .417        | 13. Georgia                  | 34        | 167        | 4.9        | 13. Georgia          | 13.1        | 10.5        | -2.6        |
| 14. South Carolina    | 765        | 1853        | .413        | 14. Mississippi State        | 33        | 154        | 4.7        | 14. Vanderbilt       | 13.4        | 10.7        | -2.7        |

| FIELD GOAL PERCENTAGE DEFENSE |            |             |             | FREE THROW PERCENTAGE |            |            |             | REBOUND MARGIN        |             |             |             |             |             |
|-------------------------------|------------|-------------|-------------|-----------------------|------------|------------|-------------|-----------------------|-------------|-------------|-------------|-------------|-------------|
| TEAM                          | FGM        | FGA         | PCT         | TEAM                  | FTM        | FTA        | PCT         | TEAM                  | REB         | AVG         | OPP         | AVG         | Mar.        |
| 1. Texas A&M                  | 724        | 1810        | .400        | 1. Missouri           | 703        | 948        | .742        | 1. Kentucky           | 1608        | 40.2        | 1231        | 30.8        | +9.4        |
| 2. Florida                    | 806        | 2004        | .402        | 2. Arkansas           | 614        | 846        | .726        | 2. Tennessee          | 1423        | 38.5        | 1109        | 30.0        | +8.5        |
| 3. Georgia                    | 748        | 1855        | .403        | <b>3. Auburn</b>      | <b>526</b> | <b>730</b> | <b>.721</b> | 3. Florida            | 1385        | 35.5        | 1191        | 30.5        | +5.0        |
| 4. Vanderbilt                 | 722        | 1777        | .406        | 4. Tennessee          | 613        | 852        | .719        | 4. Missouri           | 1293        | 36.9        | 1124        | 32.1        | +4.8        |
| 5. Arkansas                   | 809        | 1983        | .408        | 5. South Carolina     | 598        | 847        | .706        | 5. Georgia            | 1259        | 37.0        | 1101        | 32.4        | +4.6        |
| 6. Kentucky                   | 933        | 2271        | .411        | 6. Ole Miss           | 552        | 793        | .696        | 6. South Carolina     | 1202        | 35.4        | 1097        | 32.3        | +3.1        |
| 7. Tennessee                  | 823        | 1990        | .414        | 7. Alabama            | 505        | 737        | .685        | 7. LSU                | 1334        | 39.2        | 1240        | 36.5        | +2.8        |
| 8. Missouri                   | 833        | 2011        | .414        | 8. Georgia            | 642        | 941        | .682        | <b>8. Auburn</b>      | <b>1023</b> | <b>34.1</b> | <b>1052</b> | <b>35.1</b> | <b>-1.0</b> |
| 9. LSU                        | 833        | 2010        | .414        | 9. Kentucky           | 781        | 1146       | .682        | 9. Vanderbilt         | 1069        | 34.5        | 1119        | 36.1        | -1.6        |
| 10. Alabama                   | 727        | 1736        | .419        | 10. LSU               | 473        | 707        | .669        | 10. Alabama           | 1050        | 32.8        | 1117        | 34.9        | -2.1        |
| 11. Ole Miss                  | 794        | 1894        | .419        | 11. Florida           | 582        | 871        | .668        | 11. Mississippi State | 1086        | 32.9        | 1163        | 35.2        | -2.3        |
| <b>12. Auburn</b>             | <b>695</b> | <b>1616</b> | <b>.430</b> | 12. Mississippi State | 510        | 769        | .663        | 12. Ole Miss          | 1210        | 36.7        | 1293        | 39.2        | -2.5        |
| 13. South Carolina            | 753        | 1729        | .436        | 13. Vanderbilt        | 433        | 658        | .658        | 13. Texas A&M         | 1147        | 33.7        | 1242        | 36.5        | -2.8        |
| 14. Mississippi State         | 847        | 1872        | .452        | 14. Texas A&M         | 454        | 707        | .642        | 14. Arkansas          | 1222        | 35.9        | 1340        | 39.4        | -3.5        |



Team Statistics

SCORING

| PLAYER, TEAM              | G         | FG         | 3FG       | FT         | PTS        | AVG         |
|---------------------------|-----------|------------|-----------|------------|------------|-------------|
| 1. Jabari Brown-MO        | 35        | 203        | 80        | 212        | 698        | 19.9        |
| 2. <b>Chris Denson-AU</b> | <b>30</b> | <b>187</b> | <b>22</b> | <b>176</b> | <b>572</b> | <b>19.1</b> |
| 3. Marshall Henderson-UM  | 30        | 172        | 129       | 98         | 571        | 19.0        |
| 4. Jordan McRae-UT        | 37        | 223        | 79        | 167        | 692        | 18.7        |
| 5. Trevor Releford-UA     | 31        | 187        | 72        | 128        | 574        | 18.5        |
| 6. <b>KT Harrell-AU</b>   | <b>30</b> | <b>174</b> | <b>66</b> | <b>134</b> | <b>548</b> | <b>18.3</b> |
| 7. Jordan Clarkson-MO     | 35        | 209        | 32        | 162        | 612        | 17.5        |
| 8. Jarvis Summers-UM      | 33        | 190        | 47        | 143        | 570        | 17.3        |
| 9. Johnny O'Bryant III-LS | 34        | 203        | 1         | 118        | 525        | 15.4        |
| 10. Jarnell Stokes-UT     | 37        | 199        | 0         | 160        | 558        | 15.1        |
| 11. Julius Randle-UK      | 40        | 196        | 3         | 204        | 599        | 15.0        |
| 12. Brenton Williams-SC   | 34        | 146        | 93        | 120        | 505        | 14.9        |
| 13. James Young-UK        | 40        | 183        | 82        | 125        | 573        | 14.3        |
| 14. Earnest Ross-MO       | 35        | 141        | 57        | 152        | 491        | 14.0        |
| 15. Charles Mann-UG       | 33        | 121        | 21        | 195        | 458        | 13.9        |

REBOUNDING

| PLAYER, TEAM               | G  | OFF | DEF | TOT | AVG. |
|----------------------------|----|-----|-----|-----|------|
| 1. Jarnell Stokes-UT       | 37 | 155 | 237 | 392 | 10.6 |
| 2. Julius Randle-UK        | 40 | 140 | 277 | 417 | 10.4 |
| 3. Jeronne Maymon-UT       | 37 | 123 | 177 | 300 | 8.1  |
| 4. Jordan Mickey-LS        | 34 | 77  | 190 | 267 | 7.9  |
| 5. Johnny O'Bryant III-LS  | 34 | 102 | 160 | 262 | 7.7  |
| 6. Gavin Ware-MS           | 33 | 73  | 163 | 236 | 7.2  |
| 7. Bobby Portis-AR         | 34 | 86  | 144 | 230 | 6.8  |
| 8. Kourtney Roberson-AM    | 34 | 94  | 136 | 230 | 6.8  |
| 9. Dorian Finney-Smith-UF  | 37 | 94  | 153 | 247 | 6.7  |
| 10. Aaron Jones-UM         | 33 | 107 | 110 | 217 | 6.6  |
| 11. Johnathan Williams-MO  | 35 | 99  | 128 | 227 | 6.5  |
| 12. Patric Young-UF        | 39 | 101 | 139 | 240 | 6.2  |
| 13. Marcus Thornton-UG     | 34 | 76  | 131 | 207 | 6.1  |
| 14. Willie Cauley-Stein-UK | 37 | 94  | 131 | 225 | 6.1  |
| 15. Earnest Ross-MO        | 35 | 42  | 169 | 211 | 6.0  |

FIELD GOAL PERCENTAGE

| PLAYER, TEAM              | G         | FGM        | FGA        | PCT         |
|---------------------------|-----------|------------|------------|-------------|
| 1. Casey Prather-UF       | 37        | 190        | 315        | .603        |
| 2. Jordan Mickey-LS       | 34        | 171        | 321        | .533        |
| 3. Jarnell Stokes-UT      | 37        | 199        | 375        | .531        |
| 4. Johnny O'Bryant III-LS | 34        | 203        | 409        | .496        |
| 5. Trevor Releford-UA     | 31        | 187        | 377        | .496        |
| 6. Jarvis Summers-UM      | 33        | 190        | 391        | .486        |
| 7. Jabari Brown-MO        | 35        | 203        | 435        | .467        |
| 8. <b>Chris Denson-AU</b> | <b>30</b> | <b>187</b> | <b>406</b> | <b>.461</b> |
| 9. Jordan Clarkson-MO     | 35        | 209        | 468        | .447        |
| 10. Jordan McRae-UT       | 37        | 223        | 512        | .436        |

3-POINT FIELD GOAL PERCENTAGE

| PLAYER, TEAM            | G         | FGM       | FGA        | PCT         |
|-------------------------|-----------|-----------|------------|-------------|
| 1. Michael Frazier-UF   | 39        | 118       | 264        | .447        |
| 2. Brenton Williams-SC  | 34        | 93        | 218        | .427        |
| 3. Jabari Brown-MO      | 35        | 80        | 195        | .410        |
| 4. Andre Stringer-LS    | 34        | 74        | 184        | .402        |
| 5. Trevor Releford-UA   | 31        | 72        | 183        | .393        |
| 6. Rod Odom-VU          | 31        | 85        | 221        | .385        |
| 7. Jamal Jones-AM       | 34        | 82        | 224        | .366        |
| 8. <b>KT Harrell-AU</b> | <b>30</b> | <b>66</b> | <b>183</b> | <b>.361</b> |
| 9. Jordan McRae-UT      | 37        | 79        | 225        | .351        |
| 10. James Young-UK      | 40        | 82        | 235        | .349        |

3-POINT FIELD GOALS PER GAME

| PLAYER, TEAM             | G         | 3FGM      | AVG        |
|--------------------------|-----------|-----------|------------|
| 1. Marshall Henderson-UM | 30        | 129       | 4.3        |
| 2. Michael Frazier-UF    | 39        | 118       | 3.0        |
| 3. Rod Odom-VU           | 31        | 85        | 2.7        |
| 4. Brenton Williams-SC   | 34        | 93        | 2.7        |
| 5. Jamal Jones-AM        | 34        | 82        | 2.4        |
| 6. Trevor Releford-UA    | 31        | 72        | 2.3        |
| 7. Jabari Brown-MO       | 35        | 80        | 2.3        |
| 8. <b>KT Harrell-AU</b>  | <b>30</b> | <b>66</b> | <b>2.2</b> |
| 9. Andre Stringer-LS     | 34        | 74        | 2.2        |
| 10. Jordan McRae-UT      | 37        | 79        | 2.1        |

FREE THROW PERCENTAGE

| PLAYER, TEAM             | G         | FTM        | FTA        | PCT         |
|--------------------------|-----------|------------|------------|-------------|
| 1. Brenton Williams-SC   | 34        | 120        | 129        | .930        |
| 2. <b>KT Harrell-AU</b>  | <b>30</b> | <b>134</b> | <b>154</b> | <b>.870</b> |
| 3. Trevor Releford-UA    | 31        | 128        | 151        | .848        |
| 4. Jordan Clarkson-MO    | 35        | 162        | 195        | .831        |
| 5. Rashad Madden-AR      | 33        | 119        | 145        | .821        |
| 6. Marshall Henderson-UM | 30        | 98         | 120        | .817        |
| 7. Coty Clarke-AR        | 34        | 85         | 105        | .810        |
| 8. Jabari Brown-MO       | 35        | 212        | 266        | .797        |
| 9. Aaron Harrison-UK     | 40        | 139        | 176        | .790        |
| 10. Jordan McRae-UT      | 37        | 167        | 212        | .788        |

ASSISTS

| PLAYER, TEAM           | G  | AST | AVG |
|------------------------|----|-----|-----|
| 1. Alex Caruso-AM      | 34 | 170 | 5.0 |
| 2. Kyle Fuller-VU      | 31 | 130 | 4.2 |
| 3. Andrew Harrison-UK  | 40 | 159 | 4.0 |
| 4. Jarvis Summers-UM   | 33 | 126 | 3.8 |
| 5. Anthony Hickey-LS   | 34 | 126 | 3.7 |
| 6. Scottie Wilbekin-UF | 34 | 123 | 3.6 |
| 7. Jordan Clarkson-MO  | 35 | 118 | 3.4 |
| 8. Dai-Jon Parker-VU   | 31 | 98  | 3.2 |
| 9. Trevor Releford-UA  | 31 | 97  | 3.1 |
| 10. Kasey Hill-UF      | 32 | 100 | 3.1 |

BLOCKS

| PLAYER, TEAM                    | G         | BLK       | AVG        |
|---------------------------------|-----------|-----------|------------|
| 1. Jordan Mickey-LS             | 34        | 106       | 3.1        |
| 2. Willie Cauley-Stein-UK       | 37        | 106       | 2.9        |
| 3. <b>Asaiah Dixon-Tatum-AU</b> | <b>30</b> | <b>64</b> | <b>2.1</b> |
| 4. Aaron Jones-UM               | 33        | 69        | 2.1        |
| 5. Johnathan Williams-MO        | 35        | 57        | 1.6        |
| 6. Bobby Portis-AR              | 34        | 54        | 1.6        |
| 7. Moses Kingsley-AR            | 32        | 49        | 1.5        |
| 8. Damian Jones-VU              | 31        | 43        | 1.4        |
| 9. Marcus Thornton-UG           | 34        | 45        | 1.3        |
| 10. James Siakam-VU             | 31        | 41        | 1.3        |

STEALS

| PLAYER, TEAM             | G  | STL | AVG |
|--------------------------|----|-----|-----|
| 1. Trevor Releford-UA    | 31 | 69  | 2.2 |
| 2. Alex Caruso-AM        | 34 | 69  | 2.0 |
| 3. Craig Sword-MS        | 32 | 60  | 1.9 |
| 4. Anthony Hickey-LS     | 34 | 62  | 1.8 |
| 5. Retin Obasohan-UA     | 30 | 54  | 1.8 |
| 6. Scottie Wilbekin-UF   | 34 | 56  | 1.6 |
| 7. Coty Clarke-AR        | 34 | 51  | 1.5 |
| 8. Marshall Henderson-UM | 30 | 45  | 1.5 |
| 9. Shavon Coleman-LS     | 34 | 50  | 1.5 |
| 10. Earnest Ross-MO      | 35 | 46  | 1.3 |



## COACHES' ALL-SEC TEAMS

**First Team**

|                     |           |   |     |     |     |                   |
|---------------------|-----------|---|-----|-----|-----|-------------------|
| Trevor Releford     | Alabama   | G | 6-1 | 190 | Sr. | Kansas City, Mo.  |
| Casey Prather       | Florida   | F | 6-6 | 212 | Sr. | Jackson, Tenn.    |
| Scottie Wilbekin    | Florida   | G | 6-2 | 176 | Sr. | Gainesville, Fla. |
| Julius Randle       | Kentucky  | F | 6-9 | 250 | Fr. | Dallas, Texas     |
| Johnny O'Bryant III | LSU       | F | 6-9 | 256 | Jr. | Cleveland, Miss.  |
| Jabari Brown        | Missouri  | G | 6-5 | 214 | Jr. | Oakland, Calif.   |
| Jordan McRae        | Tennessee | G | 6-6 | 185 | Sr. | Midway, Ga.       |
| Jarnell Stokes      | Tennessee | F | 6-8 | 260 | Jr. | Memphis, Tenn.    |

**Second Team**

|                     |               |          |            |            |            |                        |
|---------------------|---------------|----------|------------|------------|------------|------------------------|
| Bobby Portis        | Arkansas      | F        | 6-10       | 242        | Fr.        | Little Rock, Ark.      |
| <b>Chris Denson</b> | <b>Auburn</b> | <b>G</b> | <b>6-2</b> | <b>181</b> | <b>Sr.</b> | <b>Columbus, Ga.</b>   |
| Patric Young        | Florida       | C        | 6-9        | 240        | Sr.        | Jacksonville, Fla.     |
| Charles Mann        | Georgia       | G        | 6-5        | 210        | So.        | Alpharetta, Ga.        |
| James Young         | Kentucky      | G        | 6-6        | 215        | Fr.        | Rochester Hills, Mich. |
| Jordan Mickey       | LSU           | F        | 6-8        | 220        | Fr.        | Dallas, Texas          |
| Marshall Henderson  | Ole Miss      | G        | 6-2        | 177        | Sr.        | Hurst, Texas           |
| Jarvis Summers      | Ole Miss      | G        | 6-3        | 186        | Jr.        | Jackson, Miss.         |
| Jordan Clarkson     | Missouri      | G        | 6-5        | 193        | Jr.        | San Antonio, Texas     |
| Rod Odom            | Vanderbilt    | F        | 6-9        | 212        | Sr.        | Central Islip, N.Y.    |

**SEC All-Freshman Team**

|                     |                |   |      |     |     |                        |
|---------------------|----------------|---|------|-----|-----|------------------------|
| Shannon Hale        | Alabama        | F | 6-8  | 220 | Fr. | Johnson City, Tenn.    |
| Bobby Portis        | Arkansas       | F | 6-10 | 242 | Fr. | Little Rock, Ark.      |
| Julius Randle       | Kentucky       | F | 6-9  | 250 | Fr. | Dallas, Texas          |
| James Young         | Kentucky       | G | 6-6  | 215 | Fr. | Rochester Hills, Mich. |
| Jarell Martin       | LSU            | F | 6-9  | 241 | Fr. | Baton Rouge, La.       |
| Jordan Mickey       | LSU            | F | 6-8  | 220 | Fr. | Dallas, Texas          |
| Sindarius Thornwell | South Carolina | G | 6-5  | 205 | Fr. | Lancaster, S.C.        |
| Damian Jones        | Vanderbilt     | C | 6-10 | 235 | Fr. | Baton Rouge, La.       |

**SEC All-Defensive Team**

|                     |           |   |     |     |     |                    |
|---------------------|-----------|---|-----|-----|-----|--------------------|
| Patric Young        | Florida   | C | 6-9 | 240 | Sr. | Jacksonville, Fla. |
| Scottie Wilbekin    | Florida   | G | 6-2 | 176 | Sr. | Gainesville, Fla.  |
| Willie Cauley-Stein | Kentucky  | F | 7-0 | 244 | So. | Olathe, Kan.       |
| Jordan Mickey       | LSU       | F | 6-8 | 220 | Fr. | Dallas, Texas      |
| Josh Richardson     | Tennessee | G | 6-6 | 196 | Jr. | Edmond, Okla.      |

**SEC Player of the Year**

Scottie Wilbekin, Florida

**SEC Freshman of the Year**

Julius Randle, Kentucky

**SEC Coach of the Year**

Billy Donovan, Florida

**SEC Sixth-Man of the Year**

Dorian Finney-Smith, Florida

**SEC Defensive Player of the Year**

Patric Young, Florida

**SEC Scholar-Athlete of the Year**

Patric Young, Florida

**ASSOCIATED PRESS ALL-SEC TEAMS****First Team**

Casey Prather, Florida  
 u-Scottie Wilbekin, Florida  
 u-Julius Randle, Florida  
 Jabari Brown, Missouri  
 Jarnell Stokes, Missouri

**Second Team**

Trevor Releford, Alabama  
 Patric Young, Florida  
 Jordan Mickey, LSU  
 Johnny O'Bryant, LSU  
 Jordan McRae, Tennessee

**Honorable Mention**

**Chris Denson, Auburn;** Kenny Gaines, Georgia;  
 Charles Mann, Georgia; James Young, Kentucky;  
 Marshall Henderson, Ole Miss; Jarvis Summers,  
 Ole Miss; Rod Odom, Vanderbilt.

**Player of the Year** - Scottie Wilbekin, Florida**Coach of the Year** - Billy Donovan, Florida**Newcomer of the Year** - u-Julius Randle, Kentucky

u-Unanimous

**SEC PLAYERS OF THE WEEK**

Nov. 11 Julius Randle, Kentucky  
 Nov. 18 Jordan Clarkson, Missouri  
 Nov. 25 Jordan McRae, Tennessee  
 Dec. 2 Casey Prather, Florida  
 Craig Sword, Mississippi State  
 Dec. 9 Jordan Clarkson, Missouri  
 Dec. 16 Scottie Wilbekin, Florida  
**Dec. 23 KT Harrell, Auburn**  
 Dec. 30 Jordan Clarkson, Missouri  
 Jan. 6 Jordan McRae, Tennessee  
 Jan. 13 Charles Mann, Georgia  
 Jan. 20 Marshall Henderson, Ole Miss  
 Jan. 27 Michael Frazier II, Florida  
 Feb. 3 Johnny O'Bryant III, LSU  
 Feb. 11 Rod Odom, Vanderbilt  
 Feb. 17 Scottie Wilbekin, Florida  
 Feb. 24 Julius Randle, Kentucky  
 Mar. 3 Coty Clarke, Arkansas  
 Mar. 10 Jarnell Stokes, Tennessee  
 Michael Frazier II, Florida

**SEC FFRESHMEN OF THE WEEK**

Nov. 11 Wes Clark, Missouri  
 Nov. 18 Jordan Mickey, LSU  
 Nov. 25 James Young, Kentucky  
 Dec. 2 Aaron Harrison, Kentucky  
 Dec. 9 Bobby Portis, Arkansas  
 Dec. 16 Jordan Mickey, LSU  
 Dec. 23 Aaron Harrison, Kentucky  
 Dec. 30 James Young, Kentucky  
 Jan. 6 Bobby Portis, Arkansas  
 Jan. 13 Sindarius Thornwell, South Carolina  
 Jan. 20 Davonte Fitzgerald, Texas A&M  
 Jan. 27 Julius Randle, Kentucky  
 Feb. 3 Jordan Mickey, LSU  
 Feb. 11 Bobby Portis, Arkansas  
 Feb. 17 Sindarius Thornwell, South Carolina  
 Feb. 24 Damian Jones, Vanderbilt  
 Mar. 3 Shannon Hale, Alabama  
 Mar. 10 Sindarius Thornwell, South Carolina





## INDIVIDUAL RECORDS

**POINTS****Game**

**Overall:** 60, John Mengelt vs. Alabama, Feb. 14, 1970, at Auburn  
**Home Court:** 60, John Mengelt vs. Alabama, Feb. 14, 1970  
**Opponent's Court:** 42, John Mengelt vs. Kentucky, Feb. 3, 1969, at Lexington, Ky.  
**First Half:** 30, John Mengelt vs. Alabama, Feb. 14, 1970, at Auburn  
**Second Half:** 34, Wesley Person vs. UAB, Dec. 16, 1993, at Auburn  
**Losing Effort:** 44, Keenan Carpenter vs. LSU, Feb. 8, 1989, at Auburn/44, Wesley Person vs. UAB, Dec. 16, 1993, at Auburn  
**By Opponent:** 55, Pete Maravich, LSU, Jan. 3, 1968, at Baton Rouge, La.

**Season**

**Overall:** 747, Chuck Person, 1984-85  
**Average:** 28.4, John Mengelt, 1970-71  
**Freshman:** 567, Eddie Johnson, 1973-74  
**Sophomore:** 593, Chuck Person, 1983-84  
**Junior:** 747, Chuck Person, 1984-85  
**Senior:** 738, John Mengelt, 1970-71  
**Double-Figure Scoring Games:** 34, Chuck Person, 1984-85; Marquis Daniels, 2002-03  
**20-Point Games:** 23, Chuck Person, 1985-86  
**Consecutive 20-Point Games:** 10, John Mengelt, 1969-70  
**30-Point Games:** 12, John Mengelt, 1970-71  
**40-Point Games:** 4, John Mengelt, 1969-70

**Career**

**Overall:** 2311, Chuck Person, 1982-86  
**Average:** 24.8, John Mengelt, 1968-71  
**Double-Figure Scoring Games:** 108, Chuck Person, 1982-86  
**Consecutive Double-Figure Scoring Games:** 68, Chuck Person (last 3 in 1982-83, all 31 in 1983-84 and all 34 in 1984-85)  
**20-Point Games:** 63, Chuck Person, 1982-86  
**30-Point Games:** 22, John Mengelt, 1968-71  
**40-Point Games:** 8, John Mengelt, 1968-71

**FIELD GOALS****Game**

**Made:** 23, John Mengelt vs. Alabama, Feb. 14, 1970, at Auburn  
**Attempted:** 44, John Mengelt vs. Alabama, Feb. 14, 1970, at Auburn  
**Percentage (10 Minimum):** 1.000, Charles Barkley, 10 for 10, vs. Georgia, Jan. 22, 1983, at Auburn  
**3-Pointers Made:** 10, Lance Weems vs. Arkansas, Jan. 6, 1996, at Auburn  
**3-Pointers Attempted:** 19, Lance Weems vs. Arkansas, Jan. 6, 1996, at Auburn  
**3-Point Percentage (5 Min.):** 1.000, John Caylor (5-5) vs. Florida, 2-6-88, at Gainesville, Fla./Jay Heard vs. SE Louisiana (5-5) 11-3-98, at Auburn; Troy Gaines (5-5) at LSU 2-26-03 in Baton Rouge, La.

**Season**

**Made:** 334, Chuck Person, 1984-85  
**Attempted:** 614, Chuck Person, 1984-85  
**Percentage:** .644, Charles Barkley, 1982-83  
**3-Pointers Made:** 108, Lance Weems, 1995-96  
**3-Pointers Attempted:** 279, Lance Weems, 1995-96  
**3-Point Percentage (1 made/game):** .511, Ronnie Battle, 1991-92

**Career**

**Made:** 1017, Chuck Person, 1982-86  
**Attempted:** 1899, Chuck Person, 1982-86  
**Percentage:** .626, Charles Barkley, 1981-84

**3-Pointers Made:** 262, Wesley Person, 1990-94  
**3-Pointers Attempted:** 626, Lance Weems, 1992-96  
**3-Point Percentage:** .441, Wesley Person, 1990-94

**FREE THROWS****Game**

**Made:** 17, John Mengelt vs. Kentucky, Mar. 2, 1970, at Lexington, Ky.  
 17, Wally Tinker vs. Vanderbilt, Jan. 15, 1968, at Auburn  
 17, Ray Groover vs. Florida State, Dec. 10, 1960, at Auburn  
**Att.:** 21, Ray Groover vs. Florida State, Dec. 10, 1960, at Auburn  
 21, Bryant Smith vs. Georgia, Jan. 3, 1998, at Auburn  
**Consecutive Made:** 15, Eddie Johnson vs. Miss. State, Jan. 20, 1975, at Auburn  
**Percentage (15 Minimum):** 1.000, Eddie Johnson vs. Miss. State, 15 of 15, Jan. 20, 1975, at Auburn

**Season**

**Made:** 208, John Mengelt, 1970-71  
**Attempted:** 268, Chris Denson, 2013-14  
**Consecutive Made:** 27, Frankie Sullivan, 2009-10 (to start season)  
 25, Stan Pietkiewicz, 1977-78  
**Percentage:** .879, Eddie Johnson, 1974-75

**Career**

**Made:** 496, John Mengelt, 1968-71  
**Attempted:** 619, John Mengelt, 1968-71  
**Percentage:** .834, Stan Pietkiewicz, 1974-78

**REBOUNDS****Game**

**Made:** 27, Rex Frederick vs. SMU, Dec. 19, 1957, at Dallas, Texas  
**Offensive:** 11, Kelvin Ardister vs. Tennessee, Jan. 4, 1989, at Auburn  
 11, Brandon Robinson vs. Arkansas, Jan. 5, 2002, at Auburn

**Season**

**Overall:** 347, Korvotney Barber, 2008-09  
**Offensive:** 133, Korvotney Barber, 2008-09  
**Average:** 15.3, Rex Frederick, 1956-57

**Career**

**Overall:** 996, Mike Mitchell, 1974-78  
**Average:** 14.3, Rex Frederick, 1956-59

**ASSISTS****Game**

**Made:** 15, Eddie Johnson vs. LSU, Jan. 3, 1976, at Baton Rouge, La.

**Season**

**Made:** 221, Gerald White, 1985-86

**Career**

**Made:** 624, Gerald White, 1983-87

**BLOCKED SHOTS****Game**

**Made:** 13, Kyle Davis vs. Miami in the NIT, Mar. 14, 2001, at Auburn

**Season**

**Made:** 126, Kyle Davis, 2002-03

**Career**

**Made:** 288, Kyle Davis, 2000-2004



## INDIVIDUAL RECORDS

**STEALS****Game**

**Made:** 8, Derrick Dennison vs. Michigan State, Nov. 24, 1989, at Anchorage, Alaska; DeWayne Reed vs. George Washington, Dec. 2, 2007, at Washington, DC

**Season**

**Made:** 78, Marquis Daniels, 2002-03

**Career**

**Made:** 210, Quantez Robertson, 2005-2009/DeWayne Reed, 2006-10

**DUNKS****Game**

**Number:** 7, Aaron Swinson vs. Troy State, Dec. 11, 1991, at Auburn  
7, Chris Morris vs. Vanderbilt, Jan. 17, 1987, at Nashville, Tenn.

**Season**

**Number:** 62, Aaron Swinson, 1992-93

**Career**

**Number:** 175, Aaron Swinson, 1991-94

**GAMES****Season**

**Appeared In:** 36, Korvotney Barber, Quantez Robertson, Tay Waller, Lucas Hargrove, DeWayne Reed, 2008-09.

**Career**

**Appeared In:** 129, Scott Pohlman, 1997-2001/Frank Ford, 1983-87/  
DeWayne Reed, 2006-10

**Consecutive Starts:** 127, Frank Ford, 1983-87

**MINUTES PLAYED****Game**

**Number:** 55, Rich Valavicius vs. Georgia, Mar. 1, 1979, at Birmingham (SEC Tournament)

**Season**

**Number:** 1242, Frank Ford, 1984-85 (34 games)

**Career**

**Number:** 4374, Frank Ford, 1983-87 (129 games)

**WALK-ON GAMES STARTED****Season**

**Number:** 26, Josh Wallace, 2010-11

**Career**

**Number:** 39, Josh Wallace, 2009-12

## TEAM RECORDS

**POINTS****Game**

**Overall:** 141 vs. Troy State, Dec. 11, 1991, at Auburn  
**Home Court:** 141 vs. Troy State, Dec. 11, 1991, at Auburn  
**Opponent's Court:** 109 vs. VCU, Dec. 16, 1976, at Richmond, Va.;  
109 vs. American-Puerto Rico, Dec. 20, 1999, at San Juan, P.R.  
**Neutral Court:** 120 v. So. Alabama, Nov. 27, 1987, at Birmingham, Ala.  
**First Half:** 78 vs. Troy State, 78-54, Dec. 11, 1991, at Auburn  
**Second Half:** 73 vs. Troy State, 73-48, Dec. 9, 1993, at Auburn  
**Losing Effort:** 105 vs. Arkansas, 105-117, Jan. 15, 1994, at Auburn  
**By Opponent:** 119, Kentucky, 76-119, Feb. 10, 1975, at Lexington, Ky.  
**Both Teams:** 257, vs. Troy State, 141-116, Dec. 11, 1991, at Auburn

**Season**

**Auburn:** 2680, 1998-99

**Average:** 86.6, 1991-92

**Scoring Margin:** +19.6, 1998-99

**By Opponents:** 2475, 1989-90

**FIELD GOALS****Game**

**Made:** 55 vs. Troy State, Dec. 11, 1991, at Auburn  
**Attempted:** 100 vs. Western Carolina, Dec. 4, 1973, at Auburn  
**Percentage:** .711 vs. LSU, 27 of 38, Feb. 18, 1961, at Auburn  
**3-Pointers Made:** 18 at Temple, 18 of 41, Nov. 19, 1994, at Philadelphia, Pa.  
**3-Pointers Attempted:** 41 at Temple, 18 of 41, Nov. 19, 1994, at Philadelphia, Pa.  
**3-Point Percentage:** .857 vs. Alabama State, 6 of 7, Dec. 11, 1989, at Auburn

**Season**

**Made:** 1016, 1984-85 (2040 attempts)

**Attempted:** 2245, 1998-99

**Percentage:** .521, 532 of 1022, 1959-60

**3-Pointers Made:** 287, 1995-96

**3-Pointers Attempted:** 832, 2008-09

**3-Point Percentage:** .452, 182 of 403, 1991-92

**FREE THROWS****Game**

**Made:** 39 vs. Miss. State, Jan. 3, 1959, at Auburn  
**Attempted:** 52 vs. Vanderbilt, Feb. 6, 1954, at Auburn  
**Percentage (25 attempts):** .964 vs. Alabama, 27 of 28, Dec. 19, 1959, at Birmingham, Ala.  
**Percentage (10 attempts):** 1.000 vs. Alabama, 11 of 11, Feb. 18, 1995, at Auburn

**Season**

**Made:** 541, 1989-90

**Attempted:** 802, 2008-09

**Percentage:** .792, 476 of 601, 1965-66

**REBOUNDS****Game**

**Made:** 79 vs. Jacksonville State, Dec. 3, 1957, at Auburn

**Season**

**Made:** 1452, 1998-99

**Average:** 52.8, 1957-58



## TEAM RECORDS

**FOULS****Game**

**Number:** 34 vs. Vanderbilt, Feb. 20, 1990, at Nashville, Tenn.

**Season**

**Number:** 675, 1989-90

**ASSISTS****Game**

**Made:** 33 vs. Troy State, Dec. 11, 1991, at Auburn  
33 vs. LSU, Feb. 12, 1994, at Auburn

**Season**

**Made:** 532, 2006-07

**TURNOVERS****Game**

**Most Committed:** 35 vs. Georgia Tech, Feb. 27, 1974, at Auburn  
**Fewest Committed:** 3 vs. Georgia, Jan. 19, 1970, at Athens, Ga.;  
3 at Mississippi State, Feb. 4, 2012, at Starkville, Miss.

**Season**

**Most Committed:** 551, 1995-96 (32 games)  
**Fewest Committed:** 363, 2013-14 (30 games)  
**Fewest Committed (Avg.):** 12.10 per game, 2013-14 (363 in 30 gms)

**BLOCKED SHOTS****Game**

**Made:** 17 vs. Nicholls State, Nov. 25, 2011, at Auburn  
(1 shy of SEC record 18 by Arkansas in 1996, Kentucky in 2011)  
15 vs. Jacksonville State, Dec. 16, 1998, at Auburn/  
15 vs. Miami in the NIT, Mar. 14, 2001, at Auburn

**Season**

**Made:** 178, 2002-03

**STEALS****Game**

**Made:** 21 vs. Louisiana-Monroe, Dec. 6, 2008, at Auburn

**Season**

**Made:** 327, 1998-99 and 2008-09

**ATTENDANCE**

**One Game:** 34,076 at Indiana Hoosier Dome, Mar. 14, 1987, vs. Indiana (NCAA Tournament Second Round)

**Season Total:** 414,189, 1999-2000, 34 games (12,182 avg.)  
401,152, 1998-99, 33 games (12,156 avg.)

**Season Home:** 173,249, 2000-01, 17 games (10,191 avg.)--  
season tickets sold out  
157,500, 1999-2000, 15 games (10,500 avg.)--  
season tickets sold out  
126,483, 2010-11, 20 games (6,324 avg.)  
123,881, 1998-99, 15 games (8,259 avg.)  
110,534, 2011-12, 17 games (6,502 avg.)  
100,291, 1992-93, 12 games (8,358 avg.)  
98,965, 1974-75, 12 games (8,247 avg.)  
97,024, 1975-76, 11 games (8,820 avg.)

**Average Home:** 10,500, 1999-2000, 15 games--season tickets sold out; 10,191, 2000-01, 17 games--season tickets sold out; 8,820, 1975-76, 11 games; 8,758, 1989-90, 11 games; 8,358, 1992-93, 12 games

**SEC Average Home:** 10,500, 1999-00, 8 games (capacity 10,500)  
10,500, 2000-01, 8 games (capacity 10,500)  
10,419, 1998-99, 8 games (capacity, 10,500)  
9,172, 1974-75, 9 games (capacity 12,500)

**MISCELLANEOUS****Game**

**Margin of Victory:** 79 vs. White's Business College, 92-13, 1927-28

**Margin of SEC Victory:** 54 vs. Alabama, 94-40, Jan. 18, 1998

**Margin of Defeat:** 80 vs. Georgia, 92-12, 1912-13 at Athens, Ga.

**Season**

**Most Wins:** 29, 1998-99  
24, 1999-2000 and 2008-09  
22, 1985-86 and 1984-85

**Win Streak:** 30, 1957-58 11 games, and 1958-59 19 games

**Win Streak, Home:** 36, 1957-61 (Jan. 26, 1957 to Jan. 7, 1961)  
30, 1997-2000 (Mar. 11, 1998 to Mar. 1, 2000)

**Most Losses:** 20, 1972-73

**Fewest Wins:** 1, 1942-43 and 1929-30



## SINGLE-GAME SCORING

| Pts. | Player           | Opponent           | AU-Opp      | Date       | Site |
|------|------------------|--------------------|-------------|------------|------|
| 60   | John Mengelt     | Alabama            | 121-78      | 2/14/1970  | H    |
| 48   | John Mengelt     | Vanderbilt         | 96-94       | 2/20/1971  | H    |
| 47   | John Mengelt     | Ole Miss           | 91-77       | 12/13/1969 | H    |
| 45   | John Mengelt     | N.C. State         | 91-85       | 12/5/1970  | H    |
| 44   | Wesley Person    | UAB                | 85-89       | 12/16/1993 | H    |
| 44   | Keenan Carpenter | LSU                | 91-104      | 2/8/1989   | H    |
| 43   | Ronnie Battle    | Georgia            | 89-84       | 2/1/1992   | H    |
| 42   | John Mengelt     | Kentucky           | 93-105      | 2/3/1969   | A    |
| 41   | John Mengelt     | Kentucky           | 83-84       | 2/2/1970   | H    |
| 40   | Chuck Person     | Vanderbilt         | 79-65       | 3/1/1986   | A    |
| 40   | Mike Mitchell    | Georgia            | 95-71       | 1/10/1977  | A    |
| 40   | John Mengelt     | Georgia            | 79-58       | 1/4/1971   | A    |
| 40   | John Mengelt     | Vanderbilt         | 74-92       | 2/21/1970  | H    |
| 39   | Chuck Person     | Florida            | 81-78       | 2/6/1985   | A    |
| 39   | Eddie Johnson    | Tennessee          | 78-83       | 1/19/1976  | A    |
| 38   | Toney Douglas*   | Nicholls State     | 92-78       | 11/24/2004 | N    |
| 38   | Marquis Daniels  | Troy State         | 94-66       | 12/22/2002 | H    |
| 38   | Mike Mitchell    | LSU                | 95-101      | 2/20/1978  | H    |
| 38   | Eddie Johnson*   | Florida            | 77-85       | 2/16/1974  | A    |
| 38   | John Mengelt     | Kentucky           | 83-102      | 3/1/1971   | H    |
| 38   | Joe Newton       | Tulane             | 87-73       | 2/15/1965  | H    |
| 37   | John Mengelt     | Ole Miss           | 86-85       | 3/6/1971   | H    |
| 37   | John Mengelt     | Georgia            | 84-85       | 1/20/1969  | H    |
| 36   | Lance Weems      | Arkansas           | 101-76      | 1/6/1996   | H    |
| 36   | Derrick Dennison | Vanderbilt         | 87-74       | 2/20/1990  | A    |
| 36   | Chris Morris     | Bradley            | 90-86       | 3/17/1988  | N    |
| 36   | Chuck Person     | Alabama            | 72-74       | 2/16/1985  | A    |
| 36   | Chuck Person     | Villanova          | 95-83       | 12/28/1983 | N    |
| 36   | Bill Kirkpatrick | Howard             | 98-77       | 1/5/1955   | H    |
| 36   | John Mengelt     | Vanderbilt         | 85-107      | 1/23/1971  | A    |
| 36   | John Mengelt     | Florida            | 85-70       | 2/6/1971   | H    |
| 35   | Charles Barkley  | Tennessee          | 77-80       | 1/24/1983  | H    |
| 35   | Stan Pietkiewicz | Tennessee          | 107-94      | 3/6/1978   | H    |
| 35   | Eddie Johnson    | LSU                | 87-78       | 1/25/1975  | A    |
| 35   | John Mengelt     | Ole Miss           | 97-103      | 12/12/1970 | A    |
| 35   | Ronnie Quick     | Louisiana Tech     | 88-77       | 12/6/1966  | H    |
| 35   | Lee DeFore       | Florida            | 86-66       | 2/9/1966   | A    |
| 35   | Lee DeFore       | Jacksonville State | 78-50       | 12/7/1965  | H    |
| 35   | Lee DeFore       | Rice               | 91-74       | 12/2/1965  | H    |
| 34   | Chris Porter     | Navy               | 88-70       | 12/19/1998 | A    |
| 34   | Wesley Person    | Ole Miss           | 85-88 (2of) | 1/19/1994  | A    |
| 34   | Derrick Dennison | LSU                | 78-76       | 3/9/1990   | N    |
| 34   | Mike Mitchell    | Iona               | 82-105      | 12/17/1977 | A    |
| 34   | Gary England     | Kentucky           | 79-91       | 3/3/1973   | H    |
| 34   | Lee DeFore       | Florida State      | 80-64       | 12/27/1965 | N    |

| Pts. | Player           | Opponent          | AU-Opp      | Date       | Site |
|------|------------------|-------------------|-------------|------------|------|
| 33   | Toney Douglas*   | Virginia          | 87-89       | 12/3/2004  | N    |
| 33   | Mack McGadney    | Toledo            | 90-95 (2of) | 11/25/2000 | N    |
| 33   | Wesley Person    | Troy State        | 141-116     | 12/11/1991 | H    |
| 33   | Keenan Carpenter | Florida           | 79-90       | 2/15/1989  | A    |
| 33   | Chuck Person     | Delaware          | 95-63       | 12/22/1984 | N    |
| 33   | Myles Patrick    | Mississippi State | 75-89       | 3/7/1977   | A    |
| 33   | Eddie Johnson*   | Lamar             | 88-78       | 12/22/1973 | N    |
| 33   | Ernie Magri      | Florida           | 103-100     | 2/12/1972  | A    |
| 33   | John Mengelt     | Louisiana Tech    | 93-87       | 12/1/1970  | H    |
| 33   | John Mengelt     | Vanderbilt        | 84-75       | 1/24/1970  | A    |
| 32   | Chris Denson     | Alabama           | 74-55       | 1/30/14    | H    |
| 32   | Tay Waller       | Mississippi State | 91-76       | 2/14/2009  | H    |
| 32   | Frank Tolbert    | Vanderbilt        | 71-78       | 2/2/2008   | A    |
| 32   | Toney Douglas*   | Florida           | 78-84       | 1/12/2005  | H    |
| 32   | Adam Harrington  | Detroit           | 75-72       | 12/9/2000  | N    |
| 32   | Aaron Swinson    | Kentucky          | 74-91       | 1/30/1994  | A    |
| 32   | Keenan Carpenter | Ole Miss          | 77-80       | 2/18/1989  | H    |
| 32   | Jeff Moore       | Eastern Kentucky  | 97-82       | 12/15/1986 | A    |
| 32   | Mike Jones       | Illinois          | 103-107     | 12/12/1987 | A    |
| 32   | Chuck Person     | West Virginia     | 59-58       | 12/29/1984 | A    |
| 32   | Stan Pietkiewicz | Mississippi State | 85-74       | 1/30/1978  | H    |
| 32   | Mike Mitchell    | Southern Cal      | 74-85       | 12/29/1977 | N    |
| 32   | Eddie Johnson    | Vanderbilt        | 78-85       | 2/17/1975  | A    |
| 32   | Eddie Johnson*   | Georgia           | 97-84       | 3/2/1974   | H    |
| 32   | John Mengelt     | LSU               | 94-114      | 2/15/1971  | A    |
| 32   | John Mengelt     | Houston           | 76-79       | 12/21/1970 | A    |
| 32   | Lee DeFore       | Houston           | 76-89       | 12/30/1965 | N    |
| 31   | Quan Prowell     | Mississippi State | 78-89       | 2/27/2008  | A    |
| 31   | Marquis Daniels  | South Carolina    | 67-60       | 1/15/2003  | A    |
| 31   | Ronnie Battle    | Tennessee         | 88-75       | 1/20/1993  | H    |
| 31   | Aaron Swinson    | Troy State        | 141-116     | 12/11/1991 | H    |
| 31   | Ronnie Battle    | LSU               | 84-96       | 1/12/1991  | H    |
| 31   | Wesley Person    | Tulane            | 84-71       | 12/28/1990 | N    |
| 31   | Chris Morris     | Illinois          | 103-107     | 12/12/1987 | A    |
| 31   | Chuck Person     | Ole Miss          | 75-73       | 2/22/1986  | H    |
| 31   | Chuck Person     | Tennessee         | 75-60       | 2/9/1985   | H    |
| 30   | Chris Denson     | Mississippi State | 92-82       | 2/15/14    | H    |
| 30   | Earnest Ross     | Georgia           | 72-81 (ot)  | 2/5/2011   | A    |
| 30   | Aaron Swinson    | LSU               | 111-83      | 2/12/1994  | H    |
| 30   | Wesley Person    | Tennessee         | 85-92       | 1/22/1994  | A    |
| 30   | Wesley Person    | Old Dominion      | 101-87      | 12/18/1993 | A    |
| 30   | Wesley Person    | Nicholls State    | 76-79       | 11/30/1993 | H    |
| 30   | Wesley Person    | Old Dominion      | 96-85       | 12/28/1992 | H    |
| 30   | Gary Redding     | Ole Miss          | 103-88      | 3/8/1976   | H    |

Minimum of 30 points scored per game \*Freshman season

## SINGLE-GAME REBOUNDING

| Pts. | Player         | Opponent          | AU-Opp | Date     | Site |
|------|----------------|-------------------|--------|----------|------|
| 27   | Rex Frederick  | SMU               | 65-75  | 12/19/57 | A    |
| 25   | Rex Frederick  | Ole Miss          | 71-51  | 1/6/58   | A    |
| 24   | Rex Frederick  | Howard            | 101-70 | 1/2/57   | H    |
| 24   | Bob Miller     | Florida           | 67-71  | 2/21/53  | A    |
| 23   | Mike Mitchell* | Mississippi State | 78-74  | 2/22/75  | A    |
| 22   | Bill Alexander | Dartmouth         | 85-76  | 12/20/69 | N    |
| 22   | Al Leapheart   | Alabama           | 121-78 | 2/14/70  | N    |
| 22   | Freddie Guy    | Furman            | 107-86 | 12/29/64 | N    |
| 22   | Rex Frederick  | Alabama           | 69-50  | 2/28/59  | N    |
| 22   | Dan Pridgen    | Mississippi State | 92-85  | 2/24/51  | H    |
| 21   | Pepto Bolden   | Mississippi State | 60-67  | 2/23/74  | H    |
| 21   | Jim Retseck    | Mississippi State | 92-68  | 2/10/71  | H    |

| Pts. | Player          | Opponent          | AU-Opp | Date     | Site |
|------|-----------------|-------------------|--------|----------|------|
| 21   | Freddie Guy     | Kentucky          | 79-99  | 2/22/64  | N    |
| 21   | Rex Frederick   | Tulane            | 63-49  | 2/17/58  | A    |
| 20   | Kelvin Ardister | Tennessee         | 73-84  | 1/4/89   | H    |
| 20   | Mike Mitchell   | LSU               | 102-86 | 1/3/76   | A    |
| 20   | Pepto Bolden*   | Florida           | 77-85  | 2/16/74  | A    |
| 20   | Jim Retseck     | Alabama           | 83-72  | 1/11/71  | H    |
| 20   | Rex Frederick   | LSU               | 76-58  | 2/15/58  | A    |
| 20   | Rex Frederick   | St. Joseph's      | 66-64  | 12/18/56 | N    |
| 20   | Jim Diamond     | B'ham-Southern    | 90-77  | 12/4/54  | H    |
| 20   | Jim Martin      | Mississippi State | 68-61  | 1/18/52  | A    |

\* Freshman season





## BEARD-EAVES COLISEUM RECORDS

## INDIVIDUAL

Auburn

**Points:** 60 by John Mengelt vs. Alabama, Feb. 14, 1970  
**Field Goals:** 23 by John Mengelt vs. Alabama, Feb. 14, 1970  
**Field Goals Attempted:** 44 by John Mengelt vs. Alabama, Feb. 14, 1970  
**3-Pointers Made:** 10 by Lance Weems vs. Arkansas, Jan. 6, 1996  
**3-Pointers Attempted:** 19 by Lance Weems v. Arkansas, Jan. 6, 1996  
**Free Throws:** 15 by Eddie Johnson vs. Miss. State, Jan. 20, 1975  
 15 by John Mengelt vs. N.C. State, Dec. 5, 1970  
**Free Throws Attempted:** 21 by Bryant Smith vs. Georgia, Jan. 3, 1998  
**Rebounds:** 22 by Al Leapheart vs. Alabama, Feb. 14, 1970  
**Assists:** 14 by Eddie Johnson vs. Tennessee, Feb. 16, 1976  
**Blocks:** 13 by Kyle Davis vs. Miami in the NIT, Mar. 14, 2001

Opponents

**Points:** 46 by Pete Maravich for LSU, Jan. 11, 1969  
**Field Goals Attempted:** 41 by Pete Maravich for LSU, Jan. 11, 1969  
**3-Pointers Made:** 9 by Freddie Banks for UNLV, Feb. 1, 1987  
**3-Pointers Attempted:** 17 by Lester Hudson for UT-Martin, Mar. 18, 2009, in NIT First Round  
**Free Throws:** 16 by Ansu Sesay for Ole Miss, Jan. 31, 1998  
**Free Throws Attempted:** 18 by Pete Maravich for LSU, Jan. 11, 1969

## TEAM

Auburn

**Points in a Game:** 141 vs. Troy State, Dec. 11, 1991  
**Points in a Half:** 78 vs. Troy State, Dec. 11, 1991  
**Fewest Points in a Game:** 43 vs. Tennessee, Jan. 15, 1997;  
 43 vs. Vanderbilt, Feb. 16, 2005  
**Field Goals:** 55 vs. Troy State, Dec. 11, 1991  
**Field Goals Attempted:** 100 vs. Western Carolina, Dec. 4, 1973  
**Field Goal Percentage:** .683 vs. Georgia State, 41 of 60, Nov. 26, 2002  
**3-Pointers Made:** 15 vs. West Florida, Dec. 12, 1994; 15 vs. Arkansas, Jan. 6, 1996; 15 vs. Nicholls State, Nov. 24, 2004  
**3-Pointers Attempted:** 36 vs. #12 LSU, Mar. 1, 2000  
**Free Throws:** 40 vs. Mississippi State, Jan. 20, 1975  
**Free Throws Attempted:** 45 vs. VCU, Mar. 3, 1975  
**Free Throw Pct.:**  
 (Min. 10 att.): 1.000 vs. Alabama, 11 of 11, Feb. 18, 1995  
 (Min. 30 att.): .949 vs. Ole Miss, 37 of 39, Jan. 8, 1995  
**Rebounds:** 78 vs. VCU, Mar. 3, 1975  
**Assists:** 33 vs. Troy State, Dec. 11, 1991; 33 vs. LSU, Feb. 12, 1994  
**Steals:** 21 vs. Louisiana-Monroe, Dec. 6, 2008  
**Blocks:** 15 vs. Miami in the NIT, Mar. 14, 2001

Opponents

**Points in a Game:** 117 by Arkansas, Jan. 15, 1994  
**Fewest Points in a Game:** 32 by Tuskegee, Dec. 17, 2008; 35 by Tennessee, Jan. 15, 1997; 35 by Coppin State, Dec. 13, 1999  
**Field Goals Attempted:** 109 by VCU, Mar. 3, 1975  
**3-Pointers Made:** 18 by Troy State, Dec. 11, 1991  
**3-Pointers Attempted:** 59 by Troy State, Dec. 11, 1991  
**3-Point Pct.:** .600 by Xavier, 16 of 26, Jan. 6, 2008  
**Free Throws Made:** 31 by Florida, Feb. 6, 1991  
**Free Throws Attempted:** 46 by Florida, Feb. 6, 1991  
**Rebounds:** 63 by UNLV, Dec. 12, 2004  
**Fouls:** 33 by Kentucky, Jan. 26, 1976  
 33 by Mississippi State, Jan. 20, 1975

Miscellaneous

**Win-Loss Record:** 393-183 (.682) -- 42 seasons  
**Most Combined Points:** 257, 141-116 over Troy State, Dec. 11, 1991  
**Widest AU Victory Margin:** 56, 100-44 over Ark.-Pine Bluff, Nov. 21, 1999  
 55, 100-45 over Stony Brook, Jan. 2, 2000  
 54, 94-40 over Alabama, Jan. 18, 1998  
 54, 114-60 over Southeastern Louisiana, Nov. 13, 1998  
**Widest Margin of Defeat for AU:** 26, 87-61 by LSU, Feb. 24, 1983  
**Most Wins by AU in a Single Season:** 18 (2008-09)  
**Most Games Lost by AU in a Single Season:** 8 (1993-94)  
**Longest Winning Streak:** 36 (1956-57 season to 1960-61)  
 30 (1997-98 season to 1999-2000)  
**Longest Losing Streak:** 6 (1993-94, 1990-91, 1988-89)  
**Number of 100-Point Games by AU:** 29  
**Number of 100-Point Games by Opponents:** 8



## AUBURN ARENA RECORDS

## INDIVIDUAL

Auburn

**Points:** 32 by Chris Denson vs. Alabama, Jan. 30, 2014  
**Field Goals:** 12 by Chris Denson vs. Northwestern State, Nov. 15, 2013  
**Field Goals Attempted:** 21 by Earnest Ross vs. LSU, Jan. 8, 2011  
**3-Pointers Made:** 6 by KT Harrell vs. Boston College, Dec. 22, 2013  
 6 by Andre Malone vs. Samford, Nov. 19, 2010  
**3-Pointers Attempted:** 15 by Earnest Ross vs. LSU, Jan. 8, 2011  
**Free Throws:** 13 by KT Harrell vs. Mississippi State, Feb. 15, 2014  
**Free Throws Attempted:** 15 by Chris Denson vs. Murray State, Nov. 23, 2013  
**Rebounds:** 15 by Rob Chubb vs. IPFW, Nov. 9, 2012  
**Assists:** 10 by Varez Ward vs. Bethune-Cookman, Jan. 2, 2012  
**Blocks:** 10 by Kenny Gabriel vs. Bethune-Cookman, Jan. 2, 2012

Opponents

**Points:** 33 by Xavier Munford for Rhode Island, Nov. 25, 2012  
**Field Goals Attempted:** 24 by Xavier Munford for Rhode Island, Nov. 25, 2012  
**Field Goals Made:** 11 by Xavier Munford for Rhode Island, Nov. 25, 2012  
**3-Pointers Made:** 8 by Xavier Munford for Rhode Island, Nov. 25, 2012  
 8 by Josh Davis for Samford, Nov. 19, 2010  
**3-Pointers Attempted:** 15 by Xavier Munford for Rhode Island, Nov. 25, 2012  
**Free Throws:** 14 by Trivante Bloodman for Mississippi St., Feb. 15, 2014  
**Free Throws Attempted:** 15 by Trivante Bloodman for Mississippi St., Feb. 15, 2014  
 15 by Kedren Johnson for Vanderbilt, March 2, 2013  
**Rebounds:** 16 by Al'lonzo Coleman for Presbyterian Coll., Dec. 18, 2010  
**Assists:** 10 by Scottie Wilbekin for Florida, Feb. 16, 2013  
**Blocks:** 7 by Nerlens Noel for Kentucky, Jan. 19, 2013  
**Steals:** 6 by Ayron Hardy for Jacksonville, Nov. 27, 2010

## TEAM

Auburn

**Points in a Game:** 92 vs. Mississippi State, Feb. 15, 2014  
 92 vs. Northwestern State, Nov. 15, 2013  
 92 vs. Grambling State, Dec. 11, 2012  
**Points in a Half:** 65 vs. Grambling State [2nd half], Dec. 11, 2012  
**Fewest Points in a Game:** 40 vs. Florida, Jan. 20, 2011  
**Field Goals:** 37 vs. Northwestern State, Nov. 15, 2013  
**Field Goals Attempted:** 81 vs. Northwestern State, Nov. 15, 2013  
**Field Goal Percentage:** .654 vs. Ark.-Pine Bluff, 34 of 52, Dec. 30, 2013  
**3-Pointers Made:** 11 vs. Grambling State, Dec. 11, 2012; 11 vs. Rhode Island  
 Nov. 25, 2012  
**3-Pointers Attempted:** 29 vs. Northwestern State, Nov. 15, 2013  
**Free Throws:** 37 vs. Mississippi State, Feb. 15, 2014  
**Free Throws Attempted:** 43 vs. North Florida, Dec. 17, 2011  
**Free Throw Pct.:**  
 (Min. 10 att.): .902 (37-of-41) vs. Mississippi State, Feb. 15, 2014  
 (Min. 30 att.): .902 (37-of-41) vs. Mississippi State, Feb. 15, 2014  
**Rebounds:** 56 vs. Florida A&M, Jan. 4, 2014  
**Assists:** 24 vs. Arkansas-Pine Bluff, Dec. 30, 2013  
**Steals:** 15 vs. Presbyterian College, Dec. 18, 2010  
**Blocks:** 17 vs. Nicholls State, Nov. 25, 2011

Opponents

**Points in a Game:** 111 by Northwestern State, Nov. 15, 2013  
**Fewest Points in a Game:** 37 by Alabama, Feb. 6, 2013  
**Field Goals Attempted:** 72 by Northwestern State, Nov. 15, 2013  
 72 by Ole Miss, Jan. 14, 2012  
**3-Pointers Made:** 18 by Samford, Nov. 19, 2010  
**3-Pointers Attempted:** 33 by Samford, Nov. 19, 2010  
**3-Point Pct.:** .545 by Samford, 18 of 33, Nov. 19, 2010  
**Free Throws Made:** 31 by Missouri, Jan. 11, 2014  
**Free Throws Attempted:** 41 by Missouri, Jan. 11, 2014  
**Rebounds:** 49 by Kentucky, Feb. 12, 2014  
 49 by Ole Miss, Jan. 14, 2012  
**Fouls:** 31 by Mississippi State, Feb. 15, 2014  
 31 by Nicholls, Nov. 8, 2013

Miscellaneous

**Win-Loss Record:** 42-30 (.583) -- 4 seasons  
**Most Combined Points:** 203, 92-111 vs. Northwestern State, Nov. 15, 2013  
**Widest AU Victory Margin:** 50, 92-42 over Grambling State, Dec. 11, 2012  
**Widest Margin of Defeat for AU:** 31, 83-52 by Florida, Feb. 16, 2013  
**Most Wins by AU in a Single Season:** 14 (2011-12)  
**Most Games Lost by AU in a Single Season:** 11 (2010-11)  
**Longest Winning Streak:** 10 (Started in final game of 2010-11 season  
 and continued through the first nine games of 2011-12)  
**Longest Losing Streak:** 5 (2012-13 Season)  
**Number of 100-Point Games by AU:** 0  
**Number of 100-Point Games by Opponents:** 1



## Career Leaders

**Points**

|                            |           |       |
|----------------------------|-----------|-------|
| 1. Chuck Person.....       | 1982-86   | 2,311 |
| 2. Mike Mitchell .....     | 1974-78   | 2,123 |
| 3. Wesley Person .....     | 1990-94   | 2,066 |
| 4. Eddie Johnson .....     | 1973-77   | 1,988 |
| 5. John Mengelt .....      | 1968-71   | 1,920 |
| 6. Ronnie Battle.....      | 1989-93   | 1,916 |
| 7. Chris Morris.....       | 1984-88   | 1,717 |
| 8. Frankie Sullivan .....  | 2008-13   | 1,556 |
| 9. Jeff Moore .....        | 1984-88   | 1,549 |
| 10. Marquis Daniels .....  | 1999-03   | 1,530 |
| 11. Scott Pohlman .....    | 1997-2001 | 1,442 |
| 12. DeWayne Reed.....      | 2006-10   | 1,428 |
| 13. Rasheem Barrett .....  | 2005-09   | 1,396 |
| 14. Frank Ford .....       | 1983-87   | 1,389 |
| 15. Lee DeFore .....       | 1963-66   | 1,386 |
| Aaron Swinson .....        | 1991-94   | 1,386 |
| 17. Gary Redding.....      | 1972-76   | 1,334 |
| 18. Doc Robinson .....     | 1996-2000 | 1,332 |
| 19. Stan Pietkiewicz ..... | 1974-78   | 1,265 |
| 20. Frank Tolbert .....    | 2004-08   | 1,242 |
| 21. Darrell Lockhart.....  | 1979-83   | 1,236 |
| 22. Wes Flanigan .....     | 1993-97   | 1,228 |
| 23. Chris Denson .....     | 2010-14   | 1,190 |
| 24. Charles Barkley.....   | 1981-84   | 1,183 |
| 25. Korvotney Barber ..... | 2005-09   | 1,150 |

**Scoring Average**

|                          |           |      |
|--------------------------|-----------|------|
| 1. John Mengelt .....    | 1968-71   | 24.8 |
| 2. Mike Mitchell .....   | 1974-78   | 20.4 |
| 3. Eddie Johnson .....   | 1973-77   | 19.5 |
| 4. Wesley Person .....   | 1990-94   | 19.1 |
| 5. Lee DeFore .....      | 1963-66   | 19.0 |
| 6. Chuck Person.....     | 1982-86   | 18.3 |
| 7. Aaron Swinson .....   | 1991-94   | 16.9 |
| 8. Ronnie Battle.....    | 1989-93   | 16.8 |
| 9. Chris Porter .....    | 1998-2000 | 15.3 |
| 10. Odell Mosteller..... | 1981-83   | 15.0 |

**Rebounds**

|                           |           |     |
|---------------------------|-----------|-----|
| 1. Mike Mitchell .....    | 1974-78   | 996 |
| 2. Jeff Moore .....       | 1984-88   | 950 |
| 3. Chuck Person.....      | 1982-86   | 940 |
| 4. Gary Redding.....      | 1972-76   | 936 |
| 5. Rex Frederick.....     | 1956-59   | 904 |
| 6. Chris Morris.....      | 1984-88   | 860 |
| 7. Charles Barkley.....   | 1981-84   | 806 |
| 8. Mamadou N'diaye .....  | 1996-2000 | 798 |
| 9. Korvotney Barber ..... | 2005-09   | 762 |
| 10. Earl Banks.....       | 1977-81   | 730 |

**Rebound Average**

|                         |         |      |
|-------------------------|---------|------|
| 1. Rex Frederick.....   | 1956-59 | 14.3 |
| 2. Layton Johns.....    | 1960-63 | 10.2 |
| 3. Mike Mitchell .....  | 1974-78 | 9.6  |
| Charles Barkley.....    | 1981-84 | 9.6  |
| 5. Freddie Guy .....    | 1962-65 | 9.5  |
| 6. Bill Alexander ..... | 1967-70 | 9.0  |
| Gary Redding.....       | 1972-76 | 9.0  |

**Field Goals Made**

|                          |           |       |
|--------------------------|-----------|-------|
| 1. Chuck Person.....     | 1982-86   | 1,017 |
| 2. Mike Mitchell .....   | 1974-78   | 926   |
| 3. Eddie Johnson .....   | 1973-77   | 789   |
| 4. Wesley Person .....   | 1990-94   | 772   |
| 5. Ronnie Battle.....    | 1989-93   | 717   |
| 6. John Mengelt .....    | 1968-71   | 712   |
| 7. Chris Morris.....     | 1984-88   | 694   |
| 8. Jeff Moore .....      | 1984-88   | 608   |
| 9. Marquis Daniels ..... | 1999-2003 | 597   |
| 10. Aaron Swinson .....  | 1991-94   | 574   |

**Field Goals Attempted**

|                          |           |       |
|--------------------------|-----------|-------|
| 1. Chuck Person.....     | 1982-86   | 1,899 |
| 2. Mike Mitchell .....   | 1974-78   | 1,830 |
| 3. Eddie Johnson .....   | 1973-77   | 1,777 |
| 4. Ronnie Battle.....    | 1989-93   | 1,556 |
| 5. Wesley Person .....   | 1990-94   | 1,533 |
| 6. John Mengelt .....    | 1968-71   | 1,462 |
| 7. Chris Morris.....     | 1984-88   | 1,386 |
| 8. Scott Pohlman .....   | 1997-2001 | 1,274 |
| 9. Rasheem Barrett ..... | 2005-09   | 1,254 |
| 10. DeWayne Reed.....    | 2006-10   | 1,223 |

**Field Goal Percentage**

|                              |         |         |     |
|------------------------------|---------|---------|-----|
| 1. Charles Barkley.....      | 1981-84 | 467-746 | 626 |
| 2. Aaron Swinson .....       | 1991-94 | 574-943 | 609 |
| 3. Porter Gilbert .....      | 1958-61 | 250-419 | 597 |
| 4. Korvotney Barber .....    | 2005-09 | 476-812 | 586 |
| 5. Chris Davis.....          | 1994-95 | 131-226 | 580 |
| 6. Layton Johns.....         | 1960-63 | 285-499 | 571 |
| 7. Joe Newton .....          | 1962-65 | 238-418 | 570 |
| 8. Aubrey Wiley.....         | 1991-94 | 249-440 | 566 |
| 9. Marco Killingsworth ..... | 2001-04 | 405-726 | 558 |
| 10. Jimmy Fibbe .....        | 1958-61 | 320-584 | 548 |

**3-Point Field Goals Made**

|                           |           |     |
|---------------------------|-----------|-----|
| 1. Wesley Person .....    | 1990-94   | 262 |
| 2. Lance Weems .....      | 1992-96   | 240 |
| 3. Ronnie Battle.....     | 1989-93   | 236 |
| 4. Frankie Sullivan ..... | 2008-13   | 228 |
| 5. Scott Pohlman .....    | 1997-2001 | 206 |
| 6. Tay Waller.....        | 2008-10   | 187 |
| 7. Daymeon Fishback ..... | 1996-2000 | 185 |
| 8. DeWayne Reed.....      | 2006-10   | 184 |
| 9. Rasheem Barrett .....  | 2005-09   | 157 |
| 10. Doc Robinson .....    | 1996-2000 | 146 |

**3-Point Field Goals Attempted**

|                           |           |     |
|---------------------------|-----------|-----|
| 1. Frankie Sullivan ..... | 2008-13   | 713 |
| 2. Lance Weems .....      | 1992-96   | 626 |
| 3. Scott Pohlman .....    | 1997-2001 | 609 |
| 4. Wesley Person .....    | 1990-94   | 594 |
| 5. DeWayne Reed.....      | 2006-10   | 575 |
| 6. Ronnie Battle.....     | 1989-93   | 558 |
| 7. Daymeon Fishback ..... | 1996-2000 | 530 |
| 8. Tay Waller.....        | 2008-10   | 484 |
| 9. Rasheem Barrett .....  | 2005-09   | 472 |
| 10. Doc Robinson .....    | 1996-2000 | 434 |



## Career Leaders

**3-Point Field Goal Percentage (min. 1.0 made per game)**

|                     |         |         |     |
|---------------------|---------|---------|-----|
| 1. Wesley Person    | 1990-94 | 262-594 | 441 |
| 2. Ronnie Battle    | 1989-93 | 236-558 | 423 |
| 3. John Caylor      | 1986-91 | 65-157  | 414 |
| 4. Keenan Carpenter | 1987-89 | 103-251 | 410 |
| 5. Larry Patrick    | 1989-91 | 38-94   | 404 |
| 6. Gerald White     | 1983-87 | 34-87   | 391 |
| 7. Ray Donald       | 1994-96 | 93-239  | 389 |
| 8. Tay Waller       | 2008-10 | 187-484 | 386 |
| Franklin Williams   | 1994-98 | 105-272 | 386 |
| 9. Aubrey Wiley     | 1991-94 | 30-78   | 385 |
| 10. Lance Weems     | 1992-96 | 240-626 | 383 |

**Free Throws Made**

|                     |         |     |
|---------------------|---------|-----|
| 1. John Mengelt     | 1968-71 | 496 |
| 2. Eddie Johnson    | 1973-77 | 410 |
| 3. Chris Denson     | 2010-14 | 341 |
| 4. Wes Flanigan     | 1993-97 | 338 |
| 5. Frankie Sullivan | 2009-13 | 334 |
| 6. Jeff Moore       | 1984-88 | 329 |
| 7. DeWayne Reed     | 2006-10 | 324 |
| 8. Reggie Gallon    | 1989-93 | 289 |
| 9. Chris Morris     | 1984-88 | 287 |
| 10. Chris Brandt    | 1988-92 | 281 |

**Free Throws Attempted**

|                     |           |     |
|---------------------|-----------|-----|
| 1. John Mengelt     | 1968-71   | 619 |
| 2. Chris Denson     | 2010-14   | 527 |
| 3. Eddie Johnson    | 1973-77   | 512 |
| 4. DeWayne Reed     | 2006-10   | 492 |
| 5. Wes Flanigan     | 1993-97   | 485 |
| 6. Korvotney Barber | 2005-09   | 445 |
| 7. Frankie Sullivan | 2009-13   | 431 |
| 8. Chris Brandt     | 1988-92   | 429 |
| Jeff Moore          | 1984-88   | 429 |
| 10. Marquis Daniels | 1999-2003 | 418 |

**Free Throw Percentage**

|                     |           |         |     |
|---------------------|-----------|---------|-----|
| 1. Ian Young        | 2004-05   | 120-140 | 857 |
| 2. Stan Pietkiewicz | 1974-78   | 241-289 | 834 |
| 3. Ray Donald       | 1994-96   | 113-136 | 831 |
| 4. Lee DeFore       | 1963-66   | 278-338 | 822 |
| 5. Scott Pohlman    | 1997-2001 | 240-293 | 819 |
| 6. Jimmy Fibbe      | 1958-61   | 198-247 | 802 |
| 7. John Mengelt     | 1968-71   | 496-619 | 801 |
| 8. Eddie Johnson    | 1973-77   | 410-512 | 800 |
| 9. Lance Weems      | 1992-96   | 117-148 | 791 |
| 10. Bobby Buisson   | 1964-67   | 246-313 | 786 |

**Assists**

|                      |           |     |
|----------------------|-----------|-----|
| 1. Gerald White      | 1983-87   | 624 |
| 2. Wes Flanigan      | 1993-97   | 573 |
| 3. Doc Robinson      | 1996-2000 | 568 |
| 4. Quantez Robertson | 2005-09   | 529 |
| 5. Eddie Johnson     | 1973-77   | 499 |
| 6. DeWayne Reed      | 2006-10   | 477 |
| 7. Reggie Gallon     | 1989-93   | 466 |
| 8. Paul Daniels      | 1980-84   | 460 |
| 9. Stan Pietkiewicz  | 1974-78   | 356 |
| 10. Terrance Howard  | 1984-88   | 349 |

**Blocked Shots**

|                       |           |     |
|-----------------------|-----------|-----|
| 1. Kyle Davis         | 2000-04   | 360 |
| 2. Mamadou N'diaye    | 1996-2000 | 241 |
| 3. Korvotney Barber   | 2005-09   | 155 |
| 4. Charles Barkley    | 1981-84   | 145 |
| 5. Chris Morris       | 1984-88   | 141 |
| 6. Pat Burke          | 1993-97   | 133 |
| 7. Asaahn Dixon-Tatum | 2012-14   | 108 |
| 8. Kenny Gabriel      | 2009-12   | 105 |
| 9. Korvotney Barber   | 2005-07   | 98  |
| 10. Wesley Person     | 1990-94   | 88  |

**Steals**

|                      |           |     |
|----------------------|-----------|-----|
| 1. Quantez Robertson | 2005-09   | 210 |
| DeWayne Reed         | 2006-10   | 210 |
| 3. Marquis Daniels   | 1999-2003 | 208 |
| 4. Frankie Sullivan  | 2008-13   | 190 |
| 5. Chris Morris      | 1984-88   | 189 |
| 6. Bryant Smith      | 1995-99   | 186 |
| 7. Reggie Gallon     | 1989-93   | 177 |
| 8. Gerald White      | 1983-87   | 164 |
| 10. Frank Ford       | 1983-87   | 156 |

Note: Figures not available prior to 1978-79 season.

**Games Played**

|                     |           |     |
|---------------------|-----------|-----|
| 1. Frankie Sullivan | 2009-13   | 134 |
| 2. Scott Pohlman    | 1997-2001 | 129 |
| Frank Ford          | 1983-87   | 129 |
| DeWayne Reed        | 2006-10   | 120 |
| 5. Doc Robinson     | 1996-2000 | 128 |
| Mamadou N'diaye     | 1996-2000 | 128 |
| Chris Morris        | 1984-88   | 128 |
| 8. Daymeon Fishback | 1996-2000 | 127 |
| 9. Chuck Person     | 1982-86   | 126 |
| Quantez Robertson   | 2005-09   | 126 |





## Single-Season Leaders

| Points                    |         |     |
|---------------------------|---------|-----|
| 1. Chuck Person.....      | 1984-85 | 747 |
| 2. John Mengelt.....      | 1970-71 | 738 |
| 3. Chuck Person.....      | 1985-86 | 710 |
| 4. John Mengelt.....      | 1969-70 | 696 |
| 5. Mike Mitchell.....     | 1977-78 | 671 |
| 6. Marquis Daniels.....   | 2002-03 | 625 |
| 7. Wesley Person.....     | 1993-94 | 621 |
| 8. Chris Morris.....      | 1987-88 | 620 |
| 9. Lee DeFore.....        | 1965-66 | 615 |
| 10. Chuck Person.....     | 1983-84 | 593 |
| 11. Aaron Swinson.....    | 1993-94 | 579 |
| 12. Chris Denson.....     | 2013-14 | 572 |
| 13. Eddie Johnson.....    | 1973-74 | 567 |
| 14. KT Harrell.....       | 2013-14 | 548 |
| 15. Wesley Person.....    | 1991-92 | 538 |
| Jeff Moore.....           | 1986-87 | 538 |
| 17. Keenan Carpenter..... | 1988-89 | 531 |
| 18. Ronnie Battle.....    | 1989-90 | 527 |
| 19. DeWayne Reed.....     | 2009-10 | 518 |
| 20. Stan Pietkiewicz..... | 1977-78 | 516 |

| Scoring Average           |         |      |
|---------------------------|---------|------|
| 1. John Mengelt.....      | 1970-71 | 28.4 |
| 2. John Mengelt.....      | 1969-70 | 26.8 |
| 3. Mike Mitchell.....     | 1977-78 | 24.9 |
| 4. Lee DeFore.....        | 1965-66 | 23.7 |
| 5. Wesley Person.....     | 1993-94 | 22.2 |
| 6. Chuck Person.....      | 1984-85 | 22.0 |
| 7. Eddie Johnson.....     | 1973-74 | 21.8 |
| 8. Chuck Person.....      | 1985-86 | 21.5 |
| 9. Eddie Johnson.....     | 1974-75 | 20.9 |
| 10. Aaron Swinson.....    | 1993-94 | 20.7 |
| Chris Morris.....         | 1987-88 | 20.7 |
| 12. Wesley Person.....    | 1991-92 | 19.9 |
| 13. Eddie Johnson.....    | 1975-76 | 19.7 |
| 14. Mike Mitchell.....    | 1976-77 | 19.4 |
| John Mengelt.....         | 1968-69 | 19.4 |
| 16. Chris Denson.....     | 2013-14 | 19.1 |
| Chuck Person.....         | 1983-84 | 19.1 |
| Stan Pietkiewicz.....     | 1977-78 | 19.1 |
| 19. Keenan Carpenter..... | 1988-89 | 19.0 |

| Rebounds                 |         |     |
|--------------------------|---------|-----|
| 1. Korvotney Barber..... | 2008-09 | 347 |
| 2. Rex Frederick.....    | 1957-58 | 325 |
| 3. Rex Frederick.....    | 1956-57 | 322 |
| 4. Bill Alexander.....   | 1969-70 | 316 |
| 5. Freddie Guy.....      | 1964-65 | 306 |
| 6. Chuck Person.....     | 1984-85 | 303 |
| 7. Pepto Bolden.....     | 1973-74 | 302 |
| 8. Chris Morris.....     | 1987-88 | 295 |
| 9. Jim Retseck.....      | 1970-71 | 294 |
| 10. Jeff Moore.....      | 1986-87 | 293 |
| 11. Mike Mitchell.....   | 1974-75 | 286 |

| Rebound Average       |         |      |
|-----------------------|---------|------|
| 1. Rex Frederick..... | 1956-57 | 15.3 |
| 2. Rex Frederick..... | 1957-58 | 14.8 |
| 3. Rex Frederick..... | 1958-59 | 12.9 |
| 4. Layton Johns.....  | 1962-63 | 12.4 |
| 5. Bob Miller.....    | 1952-53 | 12.3 |

|                        |         |      |
|------------------------|---------|------|
| 6. Freddie Guy.....    | 1964-65 | 12.2 |
| 7. Bill Alexander..... | 1969-70 | 12.1 |
| 8. Pepto Bolden.....   | 1973-74 | 11.6 |
| 9. Bob Miller.....     | 1953-54 | 11.5 |
| 10. Mike Mitchell..... | 1974-75 | 11.4 |

| Field Goals Made        |         |     |
|-------------------------|---------|-----|
| 1. Chuck Person.....    | 1984-85 | 334 |
| 2. Chuck Person.....    | 1985-86 | 310 |
| 3. Mike Mitchell.....   | 1977-78 | 283 |
| 4. John Mengelt.....    | 1970-71 | 265 |
| 5. John Mengelt.....    | 1969-70 | 258 |
| 6. Chuck Person.....    | 1983-84 | 255 |
| 7. Marquis Daniels..... | 2002-03 | 244 |
| 8. Chris Morris.....    | 1987-88 | 241 |
| Lee DeFore.....         | 1965-66 | 241 |
| 10. Aaron Swinson.....  | 1993-94 | 234 |

| Field Goals Attempted   |         |     |
|-------------------------|---------|-----|
| 1. Chuck Person.....    | 1984-85 | 614 |
| 2. Chuck Person.....    | 1985-86 | 597 |
| 3. John Mengelt.....    | 1969-70 | 554 |
| 4. John Mengelt.....    | 1970-71 | 548 |
| 5. Mike Mitchell.....   | 1977-78 | 544 |
| 6. Eddie Johnson.....   | 1973-74 | 538 |
| 7. Lee DeFore.....      | 1965-66 | 516 |
| 8. Chris Morris.....    | 1987-88 | 501 |
| 9. Marquis Daniels..... | 2002-03 | 476 |
| 10. Chuck Person.....   | 1983-84 | 470 |

| Field Goal Percentage       |         |                 |
|-----------------------------|---------|-----------------|
| 1. Charles Barkley.....     | 1982-83 | 161-250.....644 |
| 2. Charles Barkley.....     | 1983-84 | 162-254.....638 |
| 3. Aaron Swinson.....       | 1993-94 | 234-371.....631 |
| 4. Joe Newton.....          | 1964-65 | 126-208.....606 |
| 5. Aaron Swinson.....       | 1992-93 | 183-305.....600 |
| 6. Charles Barkley.....     | 1981-82 | 144-242.....595 |
| 7. Aaron Swinson.....       | 1991-92 | 157-267.....588 |
| 8. Marco Killingsworth..... | 2003-04 | 145-247.....587 |
| 9. Layton Johns.....        | 1961-62 | 129-221.....584 |
| 10. Porter Gilbert.....     | 1960-61 | 88-151.....583  |

| 3-Point Field Goals Made |         |     |
|--------------------------|---------|-----|
| 1. Lance Weems.....      | 1995-96 | 108 |
| 2. Tay Waller.....       | 2008-09 | 100 |
| 3. Wesley Person.....    | 1993-94 | 93  |
| 4. Tay Waller.....       | 2009-10 | 87  |
| 5. Keenan Carpenter..... | 1988-89 | 84  |
| 6. Lance Weems.....      | 1994-95 | 78  |
| 7. Adam Harrington.....  | 2000-01 | 72  |
| 8. Ronnie Battle.....    | 1991-92 | 71  |
| 9. Ian Young.....        | 2004-05 | 70  |
| 10. Wesley Person.....   | 1991-92 | 69  |

| 3-Point Field Goals Attempted |         |     |
|-------------------------------|---------|-----|
| 1. Lance Weems.....           | 1995-96 | 279 |
| 2. Tay Waller.....            | 2008-09 | 272 |
| 3. Tay Waller.....            | 2009-10 | 212 |
| 4. Adam Harrington.....       | 2000-01 | 211 |
| 5. Wesley Person.....         | 1993-94 | 210 |
| 6. Keenan Carpenter.....      | 1988-89 | 203 |
| 7. Frankie Sullivan.....      | 2012-13 | 202 |



## Single-Season Leaders

|                      |              |     |
|----------------------|--------------|-----|
| Ian Young.....       | 2004-05..... | 202 |
| 9. DeWayne Reed..... | 2008-09..... | 199 |
| 10. Lance Weems..... | 1994-95..... | 195 |

**3-Point Field Goal Percentage (min. 1.0 made per game)**

|                           |              |             |     |
|---------------------------|--------------|-------------|-----|
| 1. Ronnie Battle.....     | 1991-92..... | 71-139..... | 511 |
| 2. Wesley Person.....     | 1991-92..... | 69-141..... | 489 |
| 3. Franklin Williams..... | 1995-96..... | 32-68.....  | 471 |
| 4. Wesley Person.....     | 1992-93..... | 58-125..... | 464 |
| 5. Wesley Person.....     | 1993-94..... | 93-210..... | 443 |
| 6. Quan Prowell.....      | 2006-07..... | 35-81.....  | 432 |
| 7. John Caylor.....       | 1987-88..... | 40-95.....  | 421 |
| 8. Jay Heard.....         | 1998-99..... | 39-93.....  | 419 |
| 9. Ray Donald.....        | 1994-95..... | 45-108..... | 417 |
| 10. Keenan Carpenter..... | 1988-89..... | 84-203..... | 414 |

**Free Throws Made**

|                          |              |     |
|--------------------------|--------------|-----|
| 1. John Mengelt.....     | 1970-71..... | 208 |
| 2. John Mengelt.....     | 1969-70..... | 180 |
| 3. Chris Denson.....     | 2013-14..... | 176 |
| 4. Wally Tinker.....     | 1967-68..... | 148 |
| 5. Bob Miller.....       | 1953-54..... | 144 |
| 6. DeWayne Reed.....     | 2009-10..... | 135 |
| 7. KT Harrell.....       | 2013-14..... | 134 |
| 8. Lee DeFore.....       | 1965-66..... | 133 |
| 9. Stan Pietkiewicz..... | 1977-78..... | 128 |
| 10. Wally Tinker.....    | 1968-69..... | 125 |

**Free Throws Attempted**

|                          |              |     |
|--------------------------|--------------|-----|
| 1. Chris Denson.....     | 2013-14..... | 268 |
| 2. John Mengelt.....     | 1970-71..... | 256 |
| 3. John Mengelt.....     | 1969-70..... | 225 |
| 4. Bob Miller.....       | 1953-54..... | 213 |
| 5. Wally Tinker.....     | 1967-68..... | 199 |
| 6. DeWayne Reed.....     | 2009-10..... | 190 |
| 7. Chris Brandt.....     | 1989-90..... | 186 |
| 8. Korvotney Barber..... | 2008-09..... | 182 |
| 9. Chris Porter.....     | 1998-99..... | 179 |
| 10. Wes Flanigan.....    | 1995-96..... | 168 |

**Free Throw Percentage (min. 2.0 made per game)**

|                          |              |              |     |
|--------------------------|--------------|--------------|-----|
| 1. Eddie Johnson.....    | 1974-75..... | 102-116..... | 879 |
| 2. Stan Pietkiewicz..... | 1977-78..... | 128-146..... | 877 |
| 3. KT Harrell.....       | 2013-14..... | 134-154..... | 870 |
| 4. Jimmy Fibbe.....      | 1960-61..... | 83-96.....   | 865 |
| Ian Young.....           | 2004-05..... | 83-96.....   | 865 |
| 6. Scott Pohlman.....    | 1998-99..... | 69-80.....   | 863 |
| 7. Jimmy Montgomery..... | 1965-66..... | 83-97.....   | 856 |
| 8. Frankie Sullivan..... | 2009-10..... | 80-94.....   | 851 |
| 9. Lee DeFore.....       | 1965-66..... | 133-156..... | 853 |
| 10. Bobby Buisson.....   | 1965-66..... | 100-119..... | 840 |

**Assists**

|                           |                |     |
|---------------------------|----------------|-----|
| 1. Gerald White.....      | 1985-86.....   | 221 |
| 2. Wes Flanigan.....      | 1995-96.....   | 214 |
| 3. Jamison Brewer.....    | 2000-01.....   | 187 |
| 4. Gerald White.....      | 1984-85.....   | 185 |
| 5. Doc Robinson.....      | 1999-2000..... | 175 |
| 6. Doc Robinson.....      | 1998-99.....   | 166 |
| 7. Quantez Robertson..... | 2006-07.....   | 163 |
| 8. Terrance Howard.....   | 1987-88.....   | 160 |
| 9. Eddie Johnson.....     | 1975-76.....   | 149 |

|                         |              |     |
|-------------------------|--------------|-----|
| 10. Moochie Norris..... | 1994-95..... | 143 |
|-------------------------|--------------|-----|

**Blocked Shots**

|                            |                |     |
|----------------------------|----------------|-----|
| 1. Kyle Davis.....         | 2002-03.....   | 126 |
| 2. Kyle Davis.....         | 2000-01.....   | 84  |
| 3. Kyle Davis.....         | 2001-02.....   | 78  |
| 4. Mamadou N'diaye.....    | 1998-99.....   | 77  |
| 5. Mamadou N'diaye.....    | 1997-98.....   | 73  |
| 6. Kyle Davis.....         | 2003-04.....   | 72  |
| 7. Mamadou N'diaye.....    | 1999-2000..... | 66  |
| 8. Asauhn Dixon-Tatum..... | 2013-14.....   | 64  |
| 9. Korvotney Barber.....   | 2006-07.....   | 55  |
| 10. Charles Barkley.....   | 1981-82.....   | 51  |

Note: Figures not available prior to 1978-79 season.

**Steals**

|                           |              |    |
|---------------------------|--------------|----|
| 1. Marquis Daniels.....   | 2002-03..... | 78 |
| 2. Marquis Daniels.....   | 2000-01..... | 71 |
| 3. Bryant Smith.....      | 1997-98..... | 67 |
| DeWayne Reed.....         | 2008-09..... | 67 |
| 5. Wes Flanigan.....      | 1995-96..... | 64 |
| Chris Porter.....         | 1998-99..... | 64 |
| Derrick Dennison.....     | 1989-90..... | 64 |
| 8. Quantez Robertson..... | 2007-08..... | 63 |
| 9. Brandon Robinson.....  | 2003-04..... | 62 |
| 10. Gerald White.....     | 1984-85..... | 60 |

Note: Figures not available prior to 1978-79 season.



Single-Season Team Leaders

| Wins |    |                           |
|------|----|---------------------------|
| 1.   | 29 | 1998-99                   |
| 2.   | 24 | 2008-09                   |
|      | 24 | 1999-2000                 |
| 4.   | 22 | 2002-03                   |
|      | 22 | 1985-86                   |
|      | 22 | 1984-85                   |
| 7.   | 20 | 1983-84                   |
|      | 20 | 1958-59                   |
|      | 20 | 1927-28                   |
| 10.  | 19 | 1995-96                   |
|      | 19 | 1987-88                   |
|      | 19 | 1959-60                   |
| 13.  | 18 | 2000-01, 1986-87          |
|      | 18 | 1974-75, 1962-63, 1961-62 |

| Winning Percentage |              |           |
|--------------------|--------------|-----------|
| 1.                 | .909 (20-2)  | 1958-59   |
|                    | .909 (20-2)  | 1927-28   |
| 3.                 | .878 (29-4)  | 1998-99   |
| 4.                 | .864 (19-3)  | 1959-60   |
| 5.                 | .818 (18-4)  | 1962-63   |
| 6.                 | .750 (18-6)  | 1961-62   |
| 7.                 | .727 (16-6)  | 1957-58   |
|                    | .727 (16-6)  | 1938-39   |
| 9.                 | .722 (13-5)  | 1941-42   |
|                    | .722 (13-5)  | 1936-37   |
| 11.                | .708 (17-7)  | 1953-54   |
|                    | .708 (17-7)  | 1949-50   |
| 13.                | .706 (24-10) | 1999-2000 |

| Games Played |    |           |
|--------------|----|-----------|
| 1.           | 36 | 2008-09   |
| 2.           | 34 | 2002-03   |
|              | 34 | 1999-2000 |
|              | 34 | 1984-85   |
| 5.           | 33 | 1998-99   |
|              | 33 | 1985-86   |
| 7.           | 32 | 2006-07   |
|              | 32 | 2000-01   |
|              | 32 | 1995-96   |
|              | 32 | 2009-10   |

| Field Goals Made |      |         |
|------------------|------|---------|
| 1.               | 1016 | 1984-85 |
| 2.               | 977  | 1985-86 |
| 3.               | 974  | 1998-99 |
| 4.               | 955  | 1986-87 |
| 5.               | 928  | 2008-09 |
| 6.               | 917  | 2000-01 |
| 7.               | 908  | 1983-84 |
| 8.               | 887  | 1977-78 |
| 9.               | 884  | 1987-88 |
| 10.              | 879  | 2002-03 |

| Field Goals Attempted |      |           |
|-----------------------|------|-----------|
| 1.                    | 2245 | 1998-99   |
| 2.                    | 2118 | 1999-2000 |
| 3.                    | 2116 | 2008-09   |
| 4.                    | 2043 | 2000-01   |
| 5.                    | 2040 | 1984-85   |
| 6.                    | 1992 | 1951-52   |
| 7.                    | 1951 | 1973-74   |
| 8.                    | 1934 | 1985-86   |
| 9.                    | 1927 | 1986-87   |
| 10.                   | 1916 | 1974-75   |

| Field Goal Percentage |                                 |         |
|-----------------------|---------------------------------|---------|
| 1.                    | .521 (ranked #1 in NCAA Div. I) | 1959-60 |
| 2.                    | .518                            | 1983-84 |
| 3.                    | .511                            | 1991-92 |
| 4.                    | .508                            | 1981-82 |
| 5.                    | .506 (ranked #1 in NCAA Div. I) | 1993-94 |
| 6.                    | .505                            | 1985-86 |
| 7.                    | .504                            | 1962-63 |
| 8.                    | .502                            | 1968-69 |
| 9.                    | .501                            | 1992-93 |
| 10.                   | .498                            | 1984-85 |
|                       | .498                            | 1982-83 |

| 3-Point Field Goals Made |     |           |
|--------------------------|-----|-----------|
| 1.                       | 287 | 1995-96   |
| 2.                       | 278 | 2008-09   |
| 3.                       | 271 | 2009-10   |
| 4.                       | 259 | 2004-05   |
| 5.                       | 235 | 2006-07   |
| 6.                       | 234 | 1998-99   |
| 7.                       | 229 | 2007-08   |
| 8.                       | 227 | 1999-2000 |
| 9.                       | 222 | 1994-95   |
| 10.                      | 212 | 1996-97   |

Season records kept since 1986-87.

| 3-Point Field Goals Attempted |     |           |
|-------------------------------|-----|-----------|
| 1.                            | 832 | 2008-09   |
| 2.                            | 819 | 2009-10   |
| 3.                            | 806 | 1995-96   |
| 4.                            | 755 | 2004-05   |
| 5.                            | 703 | 1996-97   |
| 6.                            | 701 | 2006-07   |
| 7.                            | 695 | 1999-2000 |
| 8.                            | 674 | 2007-08   |
| 9.                            | 672 | 1998-99   |
| 10.                           | 642 | 2000-01   |

Season records kept since 1986-87.

| 3-Point Field Goal Percentage |      |         |
|-------------------------------|------|---------|
| 1.                            | .452 | 1991-92 |
| 2.                            | .390 | 1992-93 |
| 3.                            | .380 | 1993-94 |
| 4.                            | .377 | 1990-91 |
|                               | .377 | 1986-87 |
| 6.                            | .366 | 1994-95 |
| 7.                            | .363 | 1989-90 |
| 8.                            | .356 | 1987-88 |
|                               | .356 | 2005-06 |
| 10.                           | .348 | 1998-99 |

Season records kept since 1986-87.

| Free Throws Made |     |         |
|------------------|-----|---------|
| 1.               | 541 | 1989-90 |
| 2.               | 532 | 1953-54 |
| 3.               | 526 | 2013-14 |
| 4.               | 514 | 1958-59 |
| 5.               | 502 | 1970-71 |
| 6.               | 499 | 1969-70 |
| 7.               | 498 | 1998-99 |
| 8.               | 486 | 2008-09 |
| 9.               | 485 | 1971-72 |
| 10.              | 479 | 1964-65 |
|                  | 479 | 1956-57 |

| Free Throws Attempted |     |         |
|-----------------------|-----|---------|
| 1.                    | 802 | 2008-09 |

|     |     |           |
|-----|-----|-----------|
| 2.  | 787 | 1953-54   |
| 3.  | 776 | 1989-90   |
| 4.  | 730 | 2013-14   |
| 5.  | 707 | 1958-59   |
| 6.  | 703 | 1969-70   |
| 7.  | 689 | 2009-10   |
| 8.  | 686 | 1995-96   |
| 9.  | 685 | 2002-03   |
| 10. | 684 | 2000-01   |
|     | 684 | 1999-2000 |

| Free Throw Percentage |                                 |         |
|-----------------------|---------------------------------|---------|
| 1.                    | .792 (ranked #1 in NCAA Div. I) | 1965-66 |
| 2.                    | .772                            | 1959-60 |
| 3.                    | .770                            | 1987-88 |
| 4.                    | .758                            | 1977-78 |
| 5.                    | .750                            | 1985-86 |
| 6.                    | .748                            | 1960-61 |
| 7.                    | .745                            | 1970-71 |
| 8.                    | .743                            | 1964-65 |
| 9.                    | .739                            | 1956-57 |
| 10.                   | .728                            | 1986-87 |

| Rebounds |      |           |
|----------|------|-----------|
| 1.       | 1452 | 1998-99   |
| 2.       | 1335 | 1999-2000 |
| 3.       | 1323 | 2008-09   |
| 4.       | 1301 | 1984-85   |
| 5.       | 1292 | 1974-75   |
| 6.       | 1269 | 1973-74   |
| 7.       | 1243 | 2000-01   |
| 8.       | 1228 | 1986-87   |
| 9.       | 1212 | 1951-52   |
| 10.      | 1209 | 1969-70   |

| Rebound Average |      |         |
|-----------------|------|---------|
| 1.              | 52.8 | 1957-58 |
| 2.              | 49.7 | 1974-75 |
| 3.              | 49.6 | 1952-53 |
| 4.              | 49.0 | 1956-57 |
| 5.              | 48.7 | 1973-74 |
| 6.              | 48.5 | 1951-52 |
| 7.              | 47.1 | 1955-56 |
| 8.              | 46.5 | 1969-70 |
| 9.              | 46.4 | 1970-71 |
| 10.             | 45.6 | 1958-59 |

| Rebound Margin |      |                  |
|----------------|------|------------------|
| 1.             | +9.2 | 1998-99          |
| 2.             | +8.6 | 1961-62          |
| 3.             | +8.4 | 1983-84          |
|                | +8.4 | 1958-59          |
| 5.             | +7.8 | 1976-77          |
|                | +7.8 | 1964-65          |
| 7.             | +7.6 | 1986-87          |
| 8.             | +7.5 | 1987-88          |
| 9.             | +7.1 | 1984-85          |
| 10.            | +7.0 | 1974-75, 1975-76 |

| Personal Fouls |     |         |
|----------------|-----|---------|
| 1.             | 675 | 1989-90 |
| 2.             | 674 | 2008-09 |
| 3.             | 657 | 2012-13 |
| 4.             | 647 | 2013-14 |
| 5.             | 641 | 2010-11 |
| 6.             | 635 | 1990-91 |
|                | 635 | 2009-10 |



Single-Season Leaders

|     |     |         |
|-----|-----|---------|
| 8.  | 629 | 2000-01 |
| 9.  | 628 | 1998-99 |
| 10. | 624 | 2004-05 |

**Fouled Out**

|    |    |                  |
|----|----|------------------|
| 1. | 33 | 1977-78          |
| 2. | 29 | 1973-74          |
| 3. | 27 | 1978-79          |
| 4. | 26 | 2006-07          |
|    | 26 | 2004-05          |
|    | 26 | 2000-01          |
|    | 26 | 1972-73          |
| 7. | 24 | 1982-83          |
|    | 24 | 1981-82          |
| 9. | 23 | 1993-94          |
|    | 23 | 1989-90, 1990-91 |

**Assists**

|     |     |         |
|-----|-----|---------|
| 1.  | 532 | 2006-07 |
| 2.  | 526 | 1985-86 |
| 3.  | 518 | 1987-88 |
| 4.  | 507 | 2008-09 |
| 5.  | 501 | 1986-87 |
| 6.  | 495 | 2000-01 |
| 7.  | 493 | 1994-95 |
| 8.  | 482 | 1995-96 |
| 9.  | 481 | 1983-84 |
| 10. | 464 | 1984-85 |

Season records kept only since 1965-66.

**Blocked Shots**

|     |     |         |
|-----|-----|---------|
| 1.  | 178 | 2002-03 |
| 2.  | 155 | 2000-01 |
| 3.  | 152 | 2001-02 |
|     | 152 | 1997-98 |
| 5.  | 149 | 2011-12 |
| 6.  | 134 | 2013-14 |
|     | 134 | 2003-04 |
| 8.  | 124 | 2012-13 |
| 9.  | 123 | 2008-09 |
| 10. | 118 | 1984-85 |
|     | 118 | 2005-06 |

Note: Figures not available prior to 1978-79 season.

**Steals**

|     |     |           |
|-----|-----|-----------|
| 1.  | 327 | 1998-99   |
|     | 327 | 2008-09   |
| 3.  | 270 | 2006-07   |
| 4.  | 269 | 2002-03   |
| 5.  | 265 | 2000-01   |
| 6.  | 259 | 2007-08   |
| 7.  | 258 | 1989-90   |
| 8.  | 252 | 2009-10   |
| 9.  | 251 | 1995-96   |
| 10. | 247 | 1999-2000 |

Note: Figures not available prior to 1978-79 season.

**Points**

|    |      |         |
|----|------|---------|
| 1. | 2680 | 1998-99 |
| 2. | 2620 | 2008-09 |
| 3. | 2477 | 2000-01 |

|      |         |           |
|------|---------|-----------|
| 2477 | 1986-87 |           |
| 5.   | 2423    | 1999-2000 |
| 6.   | 2422    | 2009-10   |
| 7.   | 2410    | 1989-90   |
| 8.   | 2408    | 2002-03   |
| 9.   | 2390    | 1984-85   |
| 10.  | 2379    | 1985-86   |

**Scoring Average**

|     |       |         |
|-----|-------|---------|
| 1.  | 86.6  | 1991-92 |
| 2.  | 82.1  | 1970-71 |
| 3.  | 82.0  | 1977-78 |
| 4.  | 81.73 | 1974-75 |
| 5.  | 81.71 | 1993-94 |
| 6.  | 81.3  | 1975-76 |
| 7.  | 81.2  | 1998-99 |
| 8.  | 80.5  | 1976-77 |
| 9.  | 80.4  | 1992-93 |
| 10. | 79.9  | 1986-87 |

**Scoring Margin**

|     |       |           |
|-----|-------|-----------|
| 1.  | +19.6 | 1998-99   |
| 2.  | +17.4 | 1958-59   |
| 3.  | +11.2 | 1962-63   |
| 4.  | +10.2 | 1961-62   |
| 5.  | +9.5  | 1959-60   |
| 6.  | +7.7  | 1964-65   |
| 7.  | +7.3  | 1956-57   |
| 8.  | +7.0  | 1957-58   |
| 9.  | +6.9  | 1999-2000 |
| 10. | +5.6  | 1985-86   |

All-Time Win Streaks

- 30..... Began with an 80-72 win over Georgia Tech at Georgia Tech on Jan. 22, 1958, and ended with a 75-56 loss to Kentucky at Kentucky on Feb. 21, 1959.
- 17..... Began with a 114-60 win over Southeastern Louisiana in Auburn on Nov. 13, 1998, and ended with a 72-62 loss to Kentucky at Kentucky on Jan. 20, 1999.
- 15..... Began with a 55-54 win over Vanderbilt at Auburn on Jan. 30, 1960, and ended with a 56-48 loss to Miss. State at Miss. State on Jan. 7, 1961.
- 14..... First 14 games of 1927-28 season. Began with a 38-12 win over Montgomery YMCA and ended with a 43-42 loss to Ole Miss.
- 14..... Began with a 65-56 win over Belmont in Auburn Dec. 1, 1999, and ended with a 79-77 loss at Ole Miss Jan. 22, 2000.
- 11..... Began with a 27-24 win over Miss. State in the third game of the 1926-27 season and ended with a 25-23 loss to Tennessee in February of 1927.

- 10..... Began with a 60-50 win over Alabama at Alabama on Jan. 20, 1962, and ended with a 63-60 loss to Kentucky at Auburn on Feb. 26, 1962.
- 9..... Began with an 83-58 win over Troy State at Auburn on Nov. 27, 1951, and ended with a 79-62 loss to Georgia Tech at Georgia Tech on Dec. 29, 1952.
- 9..... Began with an 80-56 win over Georgia Tech at Auburn on Jan. 20, 1954, and ended with a 109-79 loss to Kentucky at Kentucky on Feb. 27, 1954.
- 9..... Began with a 62-49 win over Alabama at Alabama on Mar. 4, 1962, and ended with a 62-53 loss to Miss. State at Auburn on Jan. 5, 1963.
- 9..... Began with a 94-64 win at Puerto-Rico Mayaguez on Dec. 20, 2002, and ended with a 67-51 loss at #8 Kentucky on Jan. 22, 2003

Homecourt Win Streaks

- 36..... Began with a 73-66 win over Georgia on Jan. 26, 1957, and ended with a 56-48 loss to Miss. State on Jan. 7, 1961.
- 30..... Began with a 77-62 win over Southern Miss in the first round of the NIT and last home game of the 1997-98 season and ended with a 55-53 loss to #12 LSU Mar. 1, 2000.
- 17..... Began with a 27-24 win over Miss. State in the third game of the 1926-27 season and ended with a 43-42 loss to Ole Miss in the 15th game of the 1927-28 season.

- 15..... Began with a 92-70 win over Georgia Tech on Feb. 27, 1974, and ended with a 63-62 loss to Alabama on Jan. 10, 1976.
- 10..... Began with a 79-44 win over Ole Miss on Jan. 7, 1963, and ended with a 62-57 loss to Georgia Tech on Feb. 3, 1964.
- 10..... Began with a 76-73 win over Ole Miss on Mar. 2, 2011, and ended with a 68-53 loss to #2 Kentucky on Jan. 11, 2012.





Year-By-Year Leaders

Scoring

| Season    | Player                      | G  | FGM | 3FG | FTM | PTS | AVG. |
|-----------|-----------------------------|----|-----|-----|-----|-----|------|
| 2013-14   | Chris Denson, Sr., G        | 30 | 187 | 22  | 176 | 572 | 19.1 |
| 2012-13   | Frankie Sullivan, Sr., G    | 32 | 148 | 56  | 113 | 465 | 14.5 |
| 2011-12   | Frankie Sullivan, Jr., G    | 31 | 126 | 60  | 80  | 392 | 12.6 |
| 2010-11   | Earnest Ross, So., G        | 31 | 126 | 48  | 107 | 407 | 13.1 |
| 2009-10   | DeWayne Reed, Sr., G        | 32 | 167 | 49  | 135 | 518 | 16.5 |
| 2008-09   | DeWayne Reed, Jr., G        | 36 | 156 | 65  | 97  | 474 | 13.2 |
| 2007-08   | Quan Prowell, Sr., F        | 25 | 142 | 39  | 51  | 374 | 15.0 |
| 2006-07   | Josh Dollard, So., F        | 26 | 125 | 18  | 58  | 326 | 12.5 |
| 2005-06   | Ronny LeMelle, Sr., G       | 28 | 123 | 58  | 55  | 359 | 12.8 |
| 2004-05   | Toney Douglas, Fr., G       | 31 | 179 | 70  | 105 | 525 | 16.9 |
| 2003-04   | Marco Killingsworth, Jr., F | 27 | 145 | 4   | 77  | 371 | 13.7 |
| 2002-03   | Marquis Daniels, Sr., F     | 34 | 244 | 30  | 107 | 625 | 18.4 |
| 2001-02   | Marquis Daniels, Jr., F     | 28 | 115 | 22  | 73  | 325 | 11.6 |
| 2000-01   | Marquis Daniels, So., F     | 32 | 206 | 11  | 395 | 503 | 15.7 |
| 1999-2000 | Chris Porter, Sr., F        | 26 | 141 | 4   | 304 | 380 | 14.6 |
| 1998-99   | Chris Porter, Jr., F        | 30 | 179 | 8   | 381 | 479 | 16.0 |
| 1997-98   | Doc Robinson, So., G        | 30 | 140 | 43  | 358 | 372 | 12.4 |
| 1996-97   | Wes Flanigan, Sr., G        | 31 | 117 | 26  | 81  | 341 | 11.0 |
| 1995-96   | Lance Weems, Sr., G         | 32 | 149 | 108 | 24  | 430 | 13.4 |
| 1994-95   | Lance Weems, Jr., G         | 29 | 127 | 78  | 50  | 382 | 13.2 |
| 1993-94   | Wesley Person, Sr., G/F     | 28 | 217 | 93  | 93  | 621 | 22.2 |
| 1992-93   | Wesley Person, Jr., F       | 27 | 194 | 58  | 61  | 507 | 18.8 |
| 1991-92   | Wesley Person, So., F       | 27 | 208 | 69  | 53  | 538 | 19.9 |
| 1990-91   | Ronnie Battle, So., G       | 29 | 184 | 50  | 76  | 494 | 17.0 |
| 1989-90   | Ronnie Battle, Fr., G       | 31 | 202 | 64  | 59  | 527 | 17.0 |
| 1988-89   | Keenan Carpenter, Sr., G    | 28 | 195 | 84  | 57  | 531 | 19.0 |
| 1987-88   | Chris Morris, Sr., F        | 30 | 241 | 33  | 105 | 620 | 20.7 |
| 1986-87   | Jeff Moore, Jr., C          | 31 | 208 | 2   | 120 | 538 | 17.4 |
| 1985-86   | Chuck Person, Sr., F        | 33 | 310 | 0   | 90  | 710 | 21.5 |
| 1984-85   | Chuck Person, Jr., F        | 34 | 334 | 0   | 79  | 747 | 22.0 |
| 1983-84   | Chuck Person, So., F        | 31 | 255 | 0   | 83  | 593 | 19.1 |
| 1982-83   | Charles Barkley, So., C     | 28 | 161 | 0   | 82  | 404 | 14.4 |
| 1981-82   | Odell Mosteller, Jr., G     | 28 | 186 | 0   | 73  | 445 | 15.9 |
| 1980-81   | Earl Banks, Sr., C          | 27 | 140 | 0   | 40  | 320 | 11.9 |
| 1979-80   | Bubba Price, Sr., G         | 28 | 123 | 0   | 59  | 305 | 10.9 |
| 1978-79   | Bobby Cattage, So., C       | 29 | 184 | 0   | 92  | 460 | 15.9 |
| 1977-78   | Mike Mitchell, Sr., F       | 27 | 283 | 0   | 105 | 671 | 24.9 |
| 1976-77   | Mike Mitchell, Jr., F       | 26 | 229 | 0   | 47  | 505 | 19.4 |
| 1975-76   | Eddie Johnson, Jr., G       | 26 | 204 | 0   | 105 | 513 | 19.7 |
| 1974-75   | Eddie Johnson, So., G       | 24 | 200 | 0   | 102 | 502 | 20.9 |
| 1973-74   | Eddie Johnson, Fr., G       | 26 | 231 | 0   | 105 | 567 | 21.8 |
| 1972-73   | Gary England, Sr., G        | 26 | 140 | 0   | 53  | 333 | 12.8 |
| 1971-72   | Jim Retseck, Jr., F         | 26 | 165 | 0   | 100 | 430 | 16.5 |
| 1970-71   | John Mengelt, Sr., G        | 26 | 265 | 0   | 208 | 738 | 28.4 |
| 1969-70   | John Mengelt, Jr., G        | 26 | 258 | 0   | 180 | 696 | 26.8 |
| 1968-69   | John Mengelt, So., G        | 25 | 189 | 0   | 108 | 486 | 19.4 |
| 1967-68   | Wally Tinker, Jr., F        | 26 | 115 | 0   | 148 | 378 | 14.5 |
| 1966-67   | Alex Howell, Jr., G         | 25 | 148 | 0   | 52  | 348 | 14.0 |
| 1965-66   | Lee DeFore, Sr., F          | 26 | 241 | 0   | 133 | 615 | 23.7 |
| 1964-65   | Lee DeFore, Jr., F          | 23 | 145 | 0   | 73  | 363 | 15.8 |
| 1963-64   | Lee DeFore, So., F          | 23 | 168 | 0   | 72  | 408 | 17.7 |
| 1962-63   | Layton Johns, Sr., C        | 22 | 119 | 0   | 92  | 330 | 15.0 |
| 1961-62   | Layton Johns, Jr., C        | 24 | 129 | 0   | 119 | 377 | 15.7 |
| 1960-61   | Jimmy Fibbe, Sr., F         | 22 | 120 | 0   | 83  | 323 | 14.7 |
| 1959-60   | Henry Hart, Sr., G          | 20 | 108 | 0   | 94  | 310 | 15.5 |
| 1958-59   | Jimmy Lee, Sr., G           | 22 | 112 | 0   | 65  | 289 | 13.1 |
| 1957-58   | Rex Frederick, Jr., F       | 22 | 123 | 0   | 109 | 355 | 16.1 |
| 1956-57   | Jimmy Lee, So., G           | 21 | 134 | 0   | 66  | 334 | 15.9 |
| 1955-56   | Bill McGriff, So., C        | 21 | 121 | 0   | 92  | 334 | 15.9 |
| 1954-55   | Bill Kirkpatrick, Sr., G    | 20 | 152 | 0   | 67  | 371 | 18.7 |

|         |                     |    |     |   |     |     |      |
|---------|---------------------|----|-----|---|-----|-----|------|
| 1953-54 | Bob Miller, Sr., C  | 24 | 141 | 0 | 144 | 426 | 17.8 |
| 1952-53 | Bob Miller, Jr., C  | 21 | 86  | 0 | 96  | 268 | 15.8 |
| 1951-52 | Inman Veal, So., G  | 26 | 114 | 0 | 47  | 284 | 10.9 |
| 1950-51 | Dan Pridgen, Sr., C | 22 | 111 | 0 | 56  | 278 | 12.6 |
| 1949-50 | Bill Lynn, Sr., C   | 23 | 129 | 0 | 81  | 339 | 14.7 |

Rebounding

| Season    | Player                      | G  | REB. | AVG. |
|-----------|-----------------------------|----|------|------|
| 2013-14   | Asaahn Dixon-Tatum, Sr., C  | 30 | 180  | 6.0  |
| 2012-13   | Robb Chubb, Sr., C          | 32 | 210  | 6.6  |
| 2011-12   | Kenny Gabriel, Sr., F       | 31 | 227  | 7.3  |
| 2010-11   | Earnest Ross, So., G        | 31 | 205  | 6.6  |
| 2009-10   | Lucas Hargrove, Sr., F      | 32 | 224  | 7.0  |
| 2008-09   | Korvotney Barber, Sr., F    | 36 | 347  | 9.6  |
| 2007-08   | Quan Prowell, Sr., F        | 25 | 158  | 6.3  |
| 2006-07   | Josh Dollard, So., F        | 26 | 181  | 7.0  |
| 2005-06   | Korvotney Barber, Fr., F    | 28 | 134  | 4.8  |
| 2004-05   | Quinnel Brown, Sr., F       | 31 | 186  | 6.0  |
| 2003-04   | Marco Killingsworth, Jr., F | 27 | 187  | 6.9  |
| 2002-03   | Marco Killingsworth, So., F | 34 | 219  | 6.4  |
| 2001-02   | Marquis Daniels, Jr., F     | 28 | 148  | 5.3  |
| 2000-01   | Jamison Brewer, So., G      | 32 | 230  | 7.2  |
| 1999-2000 | Mamadou N'diaye, Sr., C     | 34 | 267  | 7.9  |
| 1998-99   | Chris Porter, Jr., F        | 30 | 259  | 8.6  |
| 1997-98   | Mamadou N'diaye, So., C     | 30 | 208  | 6.9  |
| 1996-97   | Pat Burke, Sr., C           | 31 | 216  | 7.0  |
| 1995-96   | Pat Burke, Jr., C           | 32 | 278  | 8.7  |
| 1994-95   | Chris Davis, Jr., F         | 29 | 178  | 6.1  |
| 1993-94   | Aubrey Wiley, Sr., F        | 28 | 261  | 9.3  |
| 1992-93   | Aaron Swinson, Jr., F/C     | 27 | 207  | 7.7  |
| 1991-92   | Aaron Swinson, So., F       | 27 | 203  | 7.5  |
| 1990-91   | Robert McKie, So., C        | 28 | 164  | 5.9  |
| 1989-90   | John Caylor, Jr., C-F       | 28 | 189  | 6.8  |
| 1988-89   | Matt Geiger, So., C         | 28 | 186  | 6.6  |
| 1987-88   | Chris Morris, Sr., F        | 30 | 295  | 9.8  |
| 1986-87   | Jeff Moore, Jr., C          | 31 | 293  | 9.5  |
| 1985-86   | Chuck Person, Sr., F        | 33 | 260  | 7.9  |
| 1984-85   | Chuck Person, Jr., F        | 34 | 303  | 8.9  |
| 1983-84   | Charles Barkley, Jr., C     | 28 | 265  | 9.5  |
| 1982-83   | Charles Barkley, So., C     | 28 | 266  | 9.5  |
| 1981-82   | Charles Barkley, Fr., C     | 28 | 275  | 9.8  |
| 1980-81   | Earl Banks, Sr., C          | 27 | 188  | 7.0  |
| 1979-80   | Earl Banks, Jr., C          | 28 | 164  | 5.9  |
| 1978-79   | Bobby Cattage, So., C       | 29 | 269  | 9.3  |
| 1977-78   | Mike Mitchell, Sr., F       | 27 | 241  | 8.9  |
| 1976-77   | Pepto Bolden, Sr., F        | 26 | 233  | 9.0  |
| 1975-76   | Mike Mitchell, So., F       | 26 | 249  | 9.6  |
| 1974-75   | Mike Mitchell, Fr., F       | 25 | 286  | 11.4 |
| 1973-74   | Pepto Bolden, Fr., C        | 26 | 302  | 11.6 |
| 1972-73   | Gary Redding, Fr., F        | 26 | 214  | 8.2  |
| 1971-72   | Jim Retseck, Jr., F         | 26 | 240  | 9.2  |
| 1970-71   | Jim Retseck, So., F         | 26 | 294  | 11.3 |
| 1969-70   | Bill Alexander, Sr., C      | 26 | 316  | 12.1 |
| 1968-69   | Wally Tinker, Sr., F        | 25 | 195  | 7.8  |
| 1967-68   | Bill Alexander, So., C      | 25 | 186  | 7.4  |
| 1966-67   | Wally Tinker, So., F        | 25 | 211  | 8.4  |
| 1965-66   | Lee DeFore, Sr., F          | 26 | 249  | 9.6  |
| 1964-65   | Freddie Guy, Sr., F         | 25 | 306  | 12.2 |
| 1963-64   | Freddie Guy, Jr., F         | 22 | 257  | 11.7 |
| 1962-63   | Layton Johns, Sr., C        | 22 | 274  | 12.4 |
| 1961-62   | Layton Johns, Jr., C        | 24 | 270  | 11.3 |
| 1960-61   | Jimmy Fibbe, Sr., F         | 22 | 144  | 6.5  |



## Year-By-Year Leaders

|         |                                  |    |           |            |
|---------|----------------------------------|----|-----------|------------|
| 1959-60 | ..... Jimmy Fibbe, Jr., C.....   | 22 | ..... 152 | ..... 6.9  |
| 1958-59 | ..... Rex Frederick, Sr., C..... | 20 | ..... 257 | ..... 12.9 |
| 1957-58 | ..... Rex Frederick, Jr., F..... | 22 | ..... 325 | ..... 14.8 |
| 1956-57 | ..... Rex Frederick, So., F..... | 21 | ..... 322 | ..... 15.3 |
| 1955-56 | ..... Bill McGriff, Sr., C.....  | 21 | ..... 214 | ..... 10.2 |
| 1954-55 | ..... Jim O'Donnell, Sr., F..... | 20 | ..... 172 | ..... 8.6  |
| 1953-54 | ..... Bob Miller, Sr., C.....    | 24 | ..... 277 | ..... 11.5 |
| 1952-53 | ..... Bob Miller, Jr., C.....    | 17 | ..... 209 | ..... 12.3 |
| 1951-52 | ..... Bob Fenn, Jr., C.....      | 25 | ..... 194 | ..... 7.8  |
| 1950-51 | ..... Dan Pridgen, Sr., C.....   | 20 | ..... 181 | ..... 9.1  |

## Field Goal Percentage

| Season    | Player                                 | G  | FGM-FGA       | Pct.       |
|-----------|--|----|---------------|------------|
| 2013-14   | ..... Chris Denson, Sr., G.....        | 30 | ..... 187-406 | ..... .461 |
| 2012-13   | ..... Rob Chubb, Sr., C.....           | 32 | ..... 115-239 | ..... .481 |
| 2011-12   | ..... Chris Denson, So., G.....        | 30 | ..... 90-194  | ..... .464 |
| 2010-11   | ..... Rob Chubb, So., C.....           | 29 | ..... 93-200  | ..... .465 |
| 2009-10   | ..... Brendan Knox, Sr., C.....        | 32 | ..... 108-163 | ..... .663 |
| 2008-09   | ..... Korvotney Barber, Sr., F.....    | 36 | ..... 188-345 | ..... .545 |
| 2007-08   | ..... Quan Prowell, Sr., F.....        | 25 | ..... 142-261 | ..... .544 |
| 2006-07   | ..... Korvotney Barber, So., F.....    | 32 | ..... 148-244 | ..... .607 |
| 2005-06   | ..... Korvotney Barber, Fr., F.....    | 28 | ..... 81-141  | ..... .574 |
| 2004-05   | ..... Daniel Hayles, Fr., F-G.....     | 31 | ..... 71-142  | ..... .500 |
| 2003-04   | ..... Marco Killingsworth, Jr., F..... | 27 | ..... 145-247 | ..... .587 |
| 2002-03   | ..... Marco Killingsworth, So., F..... | 34 | ..... 170-309 | ..... .550 |
| 2001-02   | ..... Marco Killingsworth, Fr., F..... | 28 | ..... 90-170  | ..... .529 |
| 2000-01   | ..... Marquis Daniels, So., G.....     | 32 | ..... 206-395 | ..... .522 |
| 1999-2000 | ..... Mamadou N'diaye, Sr., C.....     | 34 | ..... 100-187 | ..... .535 |
| 1998-99   | ..... Mamadou N'diaye, Jr., C.....     | 33 | ..... 88-180  | ..... .489 |
| 1997-98   | ..... Bryant Smith, Jr., F.....        | 28 | ..... 130-257 | ..... .506 |
| 1996-97   | ..... Pat Burke, Sr., C.....           | 31 | ..... 128-270 | ..... .474 |
| 1995-96   | ..... Franklin Williams, So., F.....   | 32 | ..... 115-217 | ..... .530 |
| 1994-95   | ..... Chris Davis, Jr., F.....         | 29 | ..... 131-226 | ..... .580 |
| 1993-94   | ..... Aaron Swinson, Sr., F.....       | 28 | ..... 234-371 | ..... .631 |
| 1992-93   | ..... Aaron Swinson, Jr., F/C.....     | 27 | ..... 183-305 | ..... .600 |
| 1991-92   | ..... Aaron Swinson, So., F.....       | 27 | ..... 157-267 | ..... .588 |
| 1990-91   | ..... John Caylor, Sr., F-C.....       | 29 | ..... 86-170  | ..... .506 |
| 1989-90   | ..... John Caylor, Jr., C-F.....       | 28 | ..... 90-169  | ..... .533 |
| 1988-89   | ..... Matt Geiger, So., C.....         | 28 | ..... 170-337 | ..... .504 |
| 1987-88   | ..... John Caylor, So., F.....         | 30 | ..... 102-193 | ..... .528 |
| 1986-87   | ..... Chris Morris, Jr., F.....        | 31 | ..... 170-304 | ..... .559 |
| 1985-86   | ..... Frank Ford, Jr., G.....          | 33 | ..... 153-281 | ..... .544 |
| 1984-85   | ..... Frank Ford, So., G.....          | 34 | ..... 161-291 | ..... .553 |
| 1983-84   | ..... Charles Barkley, Jr., C.....     | 28 | ..... 162-254 | ..... .638 |
| 1982-83   | ..... Charles Barkley, So., C.....     | 28 | ..... 161-250 | ..... .644 |
| 1981-82   | ..... Charles Barkley, Fr., C.....     | 28 | ..... 144-242 | ..... .595 |
| 1980-81   | ..... Earl Banks, Sr., C.....          | 27 | ..... 140-248 | ..... .565 |
| 1979-80   | ..... Rich Valavicius, Sr., F.....     | 17 | ..... 71-136  | ..... .522 |
| 1978-79   | ..... Rich Valavicius, Jr., F.....     | 29 | ..... 171-322 | ..... .531 |
| 1977-78   | ..... Myles Patrick, Sr., F.....       | 27 | ..... 103-196 | ..... .526 |
| 1976-77   | ..... Mike Mitchell, Jr., F.....       | 26 | ..... 229-429 | ..... .534 |
| 1975-76   | ..... Gary Redding, Sr., F.....        | 26 | ..... 139-265 | ..... .525 |
| 1974-75   | ..... Gary Redding, Jr., F.....        | 26 | ..... 159-309 | ..... .515 |
| 1973-74   | ..... Pepto Bolden, Fr., C.....        | 26 | ..... 113-212 | ..... .533 |
| 1972-73   | ..... Albert Johnson, Sr., F.....      | 24 | ..... 76-144  | ..... .528 |
| 1971-72   | ..... Ernie Magri, Jr., F.....         | 19 | ..... 62-110  | ..... .564 |
| 1970-71   | ..... Al Leapheart, Jr., C.....        | 26 | ..... 114-225 | ..... .506 |
| 1969-70   | ..... Bill Alexander, Sr., C.....      | 26 | ..... 141-271 | ..... .520 |
| 1968-69   | ..... Bill Alexander, Jr., C.....      | 25 | ..... 126-238 | ..... .529 |
| 1967-68   | ..... Tom Perry, Jr., F.....           | 24 | ..... 75-147  | ..... .510 |
| 1966-67   | ..... Tom Perry, So., F.....           | 25 | ..... 78-135  | ..... .577 |
| 1965-66   | ..... Bobby Buisson, Jr., G.....       | 26 | ..... 105-185 | ..... .566 |

|         |                                   |    |               |            |
|---------|-----------------------------------|----|---------------|------------|
| 1964-65 | ..... Joe Newton, Sr., C.....     | 24 | ..... 126-208 | ..... .606 |
| 1963-64 | ..... Joe Newton, Jr., C.....     | 22 | ..... 85-154  | ..... .552 |
| 1962-63 | ..... John Blackwell, Jr., F..... | 22 | ..... 123-219 | ..... .562 |
| 1961-62 | ..... Layton Johns, Jr., C.....   | 24 | ..... 129-232 | ..... .556 |
| 1960-61 | ..... Porter Gilbert, Sr., G..... | 19 | ..... 88-151  | ..... .583 |
| 1959-60 | ..... Porter Gilbert, Jr., G..... | 22 | ..... 97-169  | ..... .574 |
| 1958-59 | ..... Jimmy Fibbe, So., F.....    | 22 | ..... 92-160  | ..... .575 |
| 1957-58 | ..... Rex Frederick, Jr., F.....  | 22 | ..... 123-276 | ..... .446 |
| 1956-57 | ..... Rex Frederick, So., F.....  | 21 | ..... 103-201 | ..... .512 |
| 1955-56 | ..... Kay Slayden, Sr., F.....    | 21 | ..... 107-222 | ..... .482 |
| 1954-55 | ..... Gordon Mummert, Sr., C..... | 19 | ..... 81-180  | ..... .450 |
| 1953-54 | ..... Bob Miller, Sr., C.....     | 24 | ..... 141-284 | ..... .496 |
| 1952-53 | ..... Bob Miller, Jr., C.....     | 21 | ..... 86-212  | ..... .406 |
| 1951-52 | ..... Bill Fickling, So., F.....  | 22 | ..... 75-191  | ..... .393 |
| 1950-51 | ..... Don Lanford, Sr., G.....    | 22 | ..... 89-265  | ..... .336 |
| 1949-50 | ..... Don Lanford, Jr., G.....    | 22 | ..... 76-188  | ..... .404 |

*Minimum of 3 FGM per game.*

## 3-Point Field Goals

| Season    | Player                              | G  | 3FGM       | AVG.      |
|-----------|-------------------------------------|----|------------|-----------|
| 2013-14   | ..... KT Harrell, Jr., G.....       | 30 | ..... .66  | ..... 2.2 |
| 2012-13   | ..... Frankie Sullivan, Sr., G..... | 32 | ..... .56  | ..... 1.8 |
| 2011-12   | ..... Frankie Sullivan, Jr., G..... | 31 | ..... .60  | ..... 1.9 |
| 2010-11   | ..... Earnest Ross, So., G.....     | 31 | ..... .48  | ..... 1.5 |
| 2009-10   | ..... Tay Waller, Sr., G.....       | 26 | ..... .87  | ..... 3.4 |
| 2008-09   | ..... Tay Waller, Jr., G.....       | 36 | ..... .100 | ..... 2.8 |
| 2007-08   | ..... Rasheem Barrett, Jr., G.....  | 30 | ..... .46  | ..... 1.5 |
| 2006-07   | ..... Quan Prowell, Jr., F.....     | 21 | ..... .35  | ..... 1.7 |
| 2005-06   | ..... Ronny LeMelle, Sr., G.....    | 28 | ..... .58  | ..... 2.1 |
| 2004-05   | ..... Ian Young, Sr., G.....        | 30 | ..... .70  | ..... 2.3 |
| 2003-04   | ..... Ian Young, Jr., G.....        | 28 | ..... .59  | ..... 2.1 |
| 2002-03   | ..... Derrick Bird, Sr., G.....     | 34 | ..... .56  | ..... 1.6 |
| 2001-02   | ..... Adam Harrington, Jr., G.....  | 28 | ..... .52  | ..... 1.9 |
| 2000-01   | ..... Adam Harrington, So., G.....  | 31 | ..... .72  | ..... 2.3 |
| 1999-2000 | ..... Daymeon Fishback, Sr., G..... | 34 | ..... .59  | ..... 1.7 |
| 1998-99   | ..... Scott Pohlman, So., G.....    | 33 | ..... .62  | ..... 1.9 |
| 1997-98   | ..... Scott Pohlman, Fr., G.....    | 30 | ..... .53  | ..... 1.8 |
| 1996-97   | ..... Daymeon Fishback, Fr., G..... | 31 | ..... .57  | ..... 1.8 |
| 1995-96   | ..... Lance Weems, Sr., G.....      | 32 | ..... .108 | ..... 3.4 |
| 1994-95   | ..... Lance Weems, Jr., G.....      | 29 | ..... .78  | ..... 2.7 |
| 1993-94   | ..... Wesley Person, Sr., G/F.....  | 28 | ..... .93  | ..... 3.3 |
| 1992-93   | ..... Wesley Person, Jr., F.....    | 27 | ..... .58  | ..... 2.1 |
| 1991-92   | ..... Ronnie Battle, Jr., G.....    | 27 | ..... .71  | ..... 2.6 |
| 1990-91   | ..... Ronnie Battle, So., G.....    | 29 | ..... .50  | ..... 1.7 |
| 1989-90   | ..... Ronnie Battle, Fr., G.....    | 31 | ..... .64  | ..... 2.1 |
| 1988-89   | ..... Keenan Carpenter, Sr., G..... | 28 | ..... .84  | ..... 3.0 |
| 1987-88   | ..... John Caylor, So., F.....      | 30 | ..... .40  | ..... 1.3 |
| 1986-87   | ..... Gerald White, Sr., G.....     | 24 | ..... .32  | ..... 1.3 |

*Minimum of 1.0 3FGM per game. Note: 3-point shot instituted in 1986-87.*

## 3-Point Field-Goal Percentage (min. 1.0 made per game)

| Season  | Player                             | G  | 3FGM-3FGA     | Pct.       |
|---------|------------------------------------|----|---------------|------------|
| 2013-14 | ..... KT Harrell, Jr., G.....      | 30 | ..... 66-184  | ..... .359 |
| 2012-13 | ..... Jordan Price, Fr., G.....    | 27 | ..... 30-77   | ..... .390 |
| 2011-12 | ..... Kenny Gabriel, Sr., F.....   | 31 | ..... 43-133  | ..... .323 |
| 2010-11 | ..... Earnest Ross, So., G.....    | 31 | ..... 48-144  | ..... .333 |
| 2009-10 | ..... Tay Waller, Sr., G.....      | 26 | ..... 87-212  | ..... .410 |
| 2008-09 | ..... Tay Waller, Jr., G.....      | 36 | ..... 100-272 | ..... .368 |
| 2007-08 | ..... Quan Prowell, Sr., F.....    | 25 | ..... 39-95   | ..... .411 |
| 2006-07 | ..... Quan Prowell, Jr., F.....    | 21 | ..... 35-81   | ..... .432 |
| 2005-06 | ..... Rasheem Barrett, Fr., G..... | 28 | ..... 39-100  | ..... .390 |
| 2004-05 | ..... Nathan Watson, Sr., G.....   | 31 | ..... 52-139  | ..... .374 |



Year-By-Year Leaders

|           |                           |    |        |     |
|-----------|---------------------------|----|--------|-----|
| 2003-04   | Ian Young, Jr., G         | 28 | 59-150 | 393 |
| 2002-03   | Nathan Watson, So., G     | 28 | 38-103 | 369 |
| 2001-02   | Adam Harrington, Jr., G   | 28 | 52-148 | 351 |
| 2000-01   | Adam Harrington, So., G   | 31 | 72-211 | 341 |
| 1999-2000 | Daymeon Fishback, Sr., G  | 34 | 59-164 | 360 |
| 1998-99   | Jay Heard, Fr., G         | 33 | 39-93  | 419 |
| 1997-98   | Daymeon Fishback, So., G  | 29 | 39-111 | 351 |
| 1996-97   | Franklin Williams, Jr., F | 31 | 33-86  | 384 |
| 1995-96   | Franklin Williams, So., F | 32 | 32-68  | 471 |
| 1994-95   | Ray Donald, Jr., G/F      | 29 | 45-108 | 417 |
| 1993-94   | Wesley Person, Sr., G/F   | 28 | 93-210 | 443 |
| 1992-93   | Wesley Person, Jr., F     | 27 | 58-125 | 464 |
| 1991-92   | Ronnie Battle, Jr., G     | 27 | 71-139 | 511 |
| 1990-91   | Ronnie Battle, So., G     | 29 | 50-122 | 410 |
| 1989-90   | Ronnie Battle, Fr., G     | 31 | 64-164 | 390 |
| 1988-89   | Keenan Carpenter, Sr., G  | 28 | 84-203 | 414 |
| 1987-88   | John Caylor, So., F       | 30 | 40-95  | 421 |
| 1986-87   | Gerald White, Sr., G      | 24 | 32-83  | 386 |

Minimum of 1.0 3FGM per game. Note: 3-point shot instituted in 1986-87.

Free Throw Percentage

| Season    | Player                   | G  | FTM-FTA | Pct. |
|-----------|--------------------------|----|---------|------|
| 2013-14   | KT Harrell, Jr., G       | 30 | 134-154 | .870 |
| 2012-13   | Frankie Sullivan, Sr., G | 32 | 113-143 | .790 |
| 2011-12   | Frankie Sullivan, Jr., G | 31 | 80-114  | .702 |
| 2010-11   | Earnest Ross, So., G     | 31 | 107-135 | .793 |
| 2009-10   | Frankie Sullivan, So., G | 31 | 80-94   | .851 |
| 2008-09   | Tay Waller, Jr., G       | 36 | 56-70   | .800 |
| 2007-08   | Frank Tolbert, Sr., G    | 30 | 102-134 | .761 |
| 2006-07   | Frank Tolbert, Jr., G    | 32 | 83-116  | .716 |
| 2005-06   | Rasheem Barrett, Fr., G  | 28 | 52-69   | .754 |
| 2004-05   | Ian Young, Sr., G        | 30 | 83-96   | .865 |
| 2003-04   | Ian Young, Jr., G        | 28 | 37-44   | .841 |
| 2002-03   | Derrick Bird, Sr., G     | 34 | 56-69   | .812 |
| 2001-02   | Adam Harrington, Jr., G  | 28 | 55-79   | .696 |
| 2000-01   | Scott Pohlman, Sr., G    | 32 | 70-86   | .814 |
| 1999-2000 | Doc Robinson, Sr., G     | 34 | 63-81   | .778 |
| 1998-99   | Scott Pohlman, So., G    | 33 | 69-80   | .863 |
| 1997-98   | Bryant Smith, Jr., F     | 28 | 99-149  | .664 |
| 1996-97   | Wes Flanigan, Sr., G     | 31 | 81-122  | .664 |
| 1995-96   | Ray Donald, Sr., G       | 32 | 61-68   | .897 |
| 1994-95   | Wes Flanigan, So., G     | 29 | 81-101  | .802 |
| 1993-94   | Wesley Person, Sr., G/F  | 28 | 94-128  | .734 |
| 1992-93   | Ronnie Battle, Sr., G    | 27 | 79-96   | .823 |
| 1991-92   | Chris Brandt, Sr., C     | 27 | 108-147 | .735 |
| 1990-91   | Ronnie Battle, So., G    | 29 | 76-99   | .768 |
| 1989-90   | Reggie Gallon, Fr., G    | 31 | 99-128  | .773 |
| 1988-89   | Keenan Carpenter, Sr., G | 28 | 57-73   | .781 |
| 1987-88   | Jeff Moore, Sr., C       | 20 | 86-103  | .835 |
| 1986-87   | Jeff Moore, Jr., C       | 31 | 120-150 | .800 |
| 1985-86   | Chuck Person, Sr., F     | 33 | 90-112  | .804 |
| 1984-85   | Chuck Person, Jr., F     | 34 | 79-107  | .738 |
| 1983-84   | Chuck Person, So., F     | 31 | 83-114  | .728 |
| 1982-83   | Odell Mosteller, Sr., G  | 28 | 73-90   | .811 |
| 1981-82   | Odell Mosteller, Jr., G  | 28 | 73-99   | .737 |
| 1980-81   | Frank Poindexter, So., F | 27 | 81-100  | .810 |
| 1979-80   | Rich Valavicius, Sr., F  | 17 | 47-61   | .770 |
| 1978-79   | Bubba Price, Jr., G      | 29 | 97-123  | .789 |
| 1977-78   | Stan Pietkiewicz, Sr., G | 27 | 128-146 | .877 |
| 1976-77   | Eddie Johnson, Sr., G    | 26 | 98-124  | .790 |
| 1975-76   | Eddie Johnson, Jr., G    | 26 | 105-142 | .739 |
| 1974-75   | Eddie Johnson, So., G    | 24 | 102-116 | .879 |

|         |                          |    |         |      |
|---------|--------------------------|----|---------|------|
| 1973-74 | Eddie Johnson, Fr., G    | 26 | 105-130 | .807 |
| 1972-73 | Mike Christian, Jr., G   | 26 | 78-114  | .684 |
| 1971-72 | Henry Harris, Sr., G     | 26 | 94-128  | .734 |
| 1970-71 | John Mengelt, Sr., G     | 26 | 208-256 | .812 |
| 1969-70 | John Mengelt, Jr., G     | 26 | 180-225 | .800 |
| 1968-69 | Wally Tinker, Sr., F     | 25 | 125-152 | .822 |
| 1967-68 | Tom Perry, Jr., F        | 24 | 69-86   | .802 |
| 1966-67 | Bobby Buisson, Sr., G    | 25 | 97-126  | .785 |
| 1965-66 | Jimmy Montgomery, Sr., F | 26 | 83-97   | .856 |
| 1964-65 | Lee DeFore, Jr., F       | 23 | 73-92   | .793 |
| 1963-64 | Joe Newton, Jr., C       | 22 | 61-76   | .803 |
| 1962-63 | Larry Cart, Sr., G       | 22 | 66-89   | .742 |
| 1961-62 | Layton Johns, Jr., C     | 24 | 119-155 | .768 |
| 1960-61 | Jimmy Fibbe, Sr., F      | 22 | 83-96   | .865 |
| 1959-60 | David Vaughn, Jr., F     | 18 | 68-85   | .800 |
| 1958-59 | Henry Hart, Sr., G       | 22 | 102-138 | .739 |
| 1957-58 | Jimmy Lee, Jr., G        | 22 | 62-85   | .729 |
| 1956-57 | Jimmy Lee, So., G        | 21 | 66-85   | .776 |
| 1955-56 | Jim O'Donnell, Sr., F    | 21 | 80-104  | .769 |
| 1954-55 | Jim O'Donnell, Jr., F    | 20 | 112-147 | .762 |
| 1953-54 | Jack Turner, Sr., G      | 24 | 82-110  | .745 |
| 1952-53 | Jack Turner, Jr., G      | 21 | 82-117  | .701 |
| 1951-52 | Jack Turner, So., G      | 22 | 66-89   | .742 |
| 1950-51 | George Hill, Sr., F      | 22 | 61-76   | .803 |
| 1949-50 | Don Lanford, Jr., G      | 22 | 78-101  | .772 |

Minimum of 2.0 FTM per game.

Assists

| Season    | Player                    | G  | AST | APG |
|-----------|---------------------------|----|-----|-----|
| 2013-14   | Tahj Shamsid-Deen, Fr., G | 30 | 86  | 2.9 |
| 2012-13   | Josh Wallace, Sr., G      | 32 | 91  | 2.8 |
| 2011-12   | Varez Ward, So., G        | 27 | 103 | 3.8 |
| 2010-11   | Josh Wallace, So., G      | 31 | 120 | 3.9 |
| 2009-10   | DeWayne Reed, Sr., G      | 32 | 139 | 4.3 |
| 2008-09   | DeWayne Reed, Jr., G      | 36 | 134 | 3.7 |
| 2007-08   | Quantez Robertson, Jr., G | 30 | 122 | 4.1 |
| 2006-07   | Quantez Robertson, So., G | 32 | 163 | 5.1 |
| 2005-06   | Quantez Robertson, Fr., G | 28 | 130 | 4.6 |
| 2004-05   | Ian Young, Sr., G         | 30 | 121 | 4.0 |
| 2003-04   | Ian Young, Jr., G         | 28 | 68  | 2.4 |
| 2002-03   | Marquis Daniels, Sr., G   | 34 | 113 | 3.3 |
| 2001-02   | Marquis Daniels, Jr., F   | 28 | 116 | 4.1 |
| 2000-01   | Jamison Brewer, So., G    | 32 | 187 | 5.8 |
| 1999-2000 | Doc Robinson, Sr., G      | 34 | 175 | 5.1 |
| 1998-99   | Doc Robinson, Jr., G      | 33 | 166 | 5.0 |
| 1997-98   | Doc Robinson, So., G      | 30 | 131 | 4.4 |
| 1996-97   | Wes Flanigan, Sr., G      | 31 | 138 | 4.5 |
| 1995-96   | Wes Flanigan, Jr., G      | 32 | 214 | 6.7 |
| 1994-95   | Moochie Norris, Jr., G    | 29 | 143 | 4.9 |
| 1993-94   | Wes Flanigan, Fr., G      | 28 | 137 | 4.9 |
| 1992-93   | Reggie Gallon, Sr., G     | 27 | 121 | 4.5 |
| 1991-92   | Champ Wrencher, Sr., G    | 27 | 121 | 4.5 |
| 1990-91   | Reggie Gallon, So., G     | 29 | 119 | 4.1 |
| 1989-90   | Reggie Gallon, Fr., G     | 31 | 119 | 3.8 |
| 1988-89   | Derrick Dennison, Jr., G  | 28 | 119 | 4.3 |
| 1987-88   | Terrance Howard, Sr., G   | 30 | 160 | 5.3 |
| 1986-87   | Gerald White, Sr., G      | 24 | 124 | 5.2 |
| 1985-86   | Gerald White, Jr., G      | 33 | 221 | 6.7 |
| 1984-85   | Gerald White, So., G      | 34 | 185 | 5.4 |
| 1983-84   | Paul Daniels, Sr., G      | 30 | 132 | 4.4 |
| 1982-83   | Paul Daniels, Jr., G      | 28 | 134 | 4.8 |
| 1981-82   | Paul Daniels, So., G      | 28 | 136 | 4.9 |



Year-By-Year Leaders

|         |                               |          |           |           |
|---------|-------------------------------|----------|-----------|-----------|
| 1980-81 | .... Byron Henson, So., G     | ..... 26 | ..... 63  | ..... 2.4 |
| 1979-80 | .... Eric Stringer, Jr., G    | ..... 28 | ..... 103 | ..... 3.7 |
| 1978-79 | .... Bubba Price, Jr., G      | ..... 29 | ..... 120 | ..... 4.1 |
| 1977-78 | .... Stan Pietkiewicz, Sr., G | ..... 27 | ..... 128 | ..... 4.7 |
| 1976-77 | .... Eddie Johnson, Sr., G    | ..... 26 | ..... 135 | ..... 5.2 |
| 1975-76 | .... Eddie Johnson, Jr., G    | ..... 26 | ..... 149 | ..... 5.7 |
| 1974-75 | .... Eddie Johnson, So., G    | ..... 24 | ..... 140 | ..... 5.8 |
| 1973-74 | .... Mike Christian, Sr., G   | ..... 26 | ..... 94  | ..... 3.6 |
| 1972-73 | .... Gary England, Sr., G     | ..... 26 | ..... 82  | ..... 3.2 |
| 1971-72 | .... Henry Harris, Sr., G     | ..... 26 | ..... 69  | ..... 2.7 |
| 1970-71 | .... John Mengelt, Sr., G     | ..... 26 | ..... 91  | ..... 3.5 |
| 1969-70 | .... Carl Shetler, Sr., G     | ..... 26 | ..... 67  | ..... 2.6 |
| 1968-69 | .... Wally Tinker, Sr., F     | ..... 25 | ..... 129 | ..... 5.2 |
| 1967-68 | .... Tom Perry, Jr., F        | ..... 24 | ..... 96  | ..... 4.0 |
| 1966-67 | .... Bobby Buisson, Sr., G    | ..... 25 | ..... 73  | ..... 2.9 |
| 1965-66 | .... Bobby Buisson, Jr., G    | ..... 26 | ..... 109 | ..... 4.2 |

Note: Figures not available prior to 1965-66 season.

**Blocked Shots**

| Season    | Player                          | G        | BK        |
|-----------|---------------------------------|----------|-----------|
| 2013-14   | .... Asaahn Dixon-Tatum, Sr., C | ..... 30 | ..... 64  |
| 2012-13   | .... Asaahn Dixon-Tatum, Jr., C | ..... 32 | ..... 44  |
| 2011-12   | .... Kenny Gabriel, Sr., F      | ..... 31 | ..... 71  |
| 2010-11   | .... Kenny Gabriel, Jr., F      | ..... 31 | ..... 28  |
| 2009-10   | .... Bredon Knox, Sr., C        | ..... 32 | ..... 33  |
| 2008-09   | .... Korvotney Barber, Sr., F   | ..... 36 | ..... 44  |
| 2007-08   | .... Frank Tolbert, Sr., G      | ..... 30 | ..... 14  |
| 2006-07   | .... Korvotney Barber, Jr., F   | ..... 32 | ..... 55  |
| 2005-06   | .... Korvotney Barber, Fr., F   | ..... 28 | ..... 43  |
| 2004-05   | .... Frank Tolbert, Fr., G      | ..... 30 | ..... 15  |
| 2003-04   | .... Kyle Davis, Sr., C         | ..... 28 | ..... 72  |
| 2002-03   | .... Kyle Davis, Jr., C         | ..... 34 | ..... 126 |
| 2001-02   | .... Kyle Davis, So., C         | ..... 24 | ..... 78  |
| 2000-01   | .... Kyle Davis, Fr., C         | ..... 30 | ..... 84  |
| 1999-2000 | .... Mamadou N'diaye, Sr., C    | ..... 34 | ..... 66  |
| 1998-99   | .... Mamadou N'diaye, Jr., C    | ..... 33 | ..... 77  |
| 1997-98   | .... Mamadou N'diaye, So., C    | ..... 30 | ..... 73  |
| 1996-97   | .... Pat Burke, Sr., C          | ..... 31 | ..... 33  |
| 1995-96   | .... Pat Burke, Jr., C          | ..... 32 | ..... 45  |
| 1994-95   | .... Pat Burke, So., C          | ..... 29 | ..... 29  |
| 1993-94   | .... Pat Burke, Fr., C          | ..... 28 | ..... 26  |
| 1992-93   | .... Mark Hutton, Jr., F        | ..... 27 | ..... 38  |
| 1991-92   | .... Wesley Person, So., F      | ..... 27 | ..... 29  |
| 1990-91   | .... Wesley Person, Fr., F      | ..... 26 | ..... 31  |
| 1989-90   | .... Zane Arnold, Jr., C        | ..... 31 | ..... 21  |
| 1988-89   | .... Matt Geiger, So., C        | ..... 28 | ..... 25  |
| 1987-88   | .... Chris Morris, Sr., F       | ..... 30 | ..... 39  |
| 1986-87   | .... Mike Jones, So., F         | ..... 31 | ..... 41  |
| 1985-86   | .... Mike Jones, Fr., F         | ..... 33 | ..... 34  |
| 1984-85   | .... Chris Morris, Fr., F       | ..... 34 | ..... 45  |
| 1983-84   | .... Charles Barkley, Jr., C    | ..... 28 | ..... 49  |
| 1982-83   | .... Charles Barkley, So., C    | ..... 28 | ..... 45  |
| 1981-82   | .... Charles Barkley, Fr., C    | ..... 28 | ..... 51  |
| 1980-81   | .... Earl Banks, Sr., C         | ..... 27 | ..... 20  |
| 1979-80   | .... Benny Anthony, Sr., F      | ..... 28 | ..... 26  |
| 1978-79   | .... Earl Banks, So., C         | ..... 29 | ..... 21  |

Note: Figures not available prior to 1978-79 season.

**Steals**

| Season  | Player                   | G        | ST       |
|---------|--------------------------|----------|----------|
| 2013-14 | .... Allen Payne, Sr., F | ..... 30 | ..... 37 |
| 2012-13 | .... Allen Payne, Jr., F | ..... 32 | ..... 38 |

|           |                                |          |          |
|-----------|--------------------------------|----------|----------|
| 2011-12   | .... Frankie Sullivan, Jr., G  | ..... 31 | ..... 44 |
| 2010-11   | .... Josh Wallace, So., G      | ..... 31 | ..... 53 |
| 2009-10   | .... Frankie Sullivan, So., G  | ..... 31 | ..... 59 |
| 2008-09   | .... DeWayne Reed, Jr., G      | ..... 36 | ..... 67 |
| 2007-08   | .... Quantez Robertson, Jr., G | ..... 30 | ..... 63 |
| 2006-07   | .... Quantez Robertson, So., G | ..... 32 | ..... 55 |
| 2005-06   | .... Ronny LeMelle, Sr., G     | ..... 28 | ..... 40 |
| 2004-05   | .... Nathan Watson, Sr., G     | ..... 31 | ..... 52 |
| 2003-04   | .... Brandon Robinson, Jr., F  | ..... 28 | ..... 62 |
| 2002-03   | .... Marquis Daniels, Sr., F   | ..... 34 | ..... 78 |
| 2001-02   | .... Marquis Daniels, Jr., F   | ..... 28 | ..... 54 |
| 2000-01   | .... Marquis Daniels, So., F   | ..... 32 | ..... 71 |
| 1999-2000 | .... Chris Porter, Sr., F      | ..... 26 | ..... 52 |
| 1998-99   | .... Chris Porter, Jr., F      | ..... 30 | ..... 64 |
| 1997-98   | .... Bryant Smith, Jr., F      | ..... 28 | ..... 67 |
| 1996-97   | .... Bryant Smith, So., F      | ..... 31 | ..... 53 |
| 1995-96   | .... Wes Flanigan, Jr., G      | ..... 32 | ..... 64 |
| 1994-95   | .... Moochie Norris, Jr., G    | ..... 29 | ..... 51 |
| 1993-94   | .... Wesley Person, Sr., G/F   | ..... 28 | ..... 28 |
| 1992-93   | .... Reggie Gallon, Sr., G     | ..... 27 | ..... 39 |
| 1991-92   | .... Reggie Gallon, Jr., G     | ..... 27 | ..... 39 |
| 1990-91   | .... Reggie Gallon, So., G     | ..... 29 | ..... 41 |
| 1989-90   | .... Derrick Dennison, Sr., F  | ..... 30 | ..... 64 |
| 1988-89   | .... Derrick Dennison, Jr., G  | ..... 28 | ..... 44 |
| 1987-88   | .... Chris Morris, Sr., F      | ..... 30 | ..... 52 |
| 1986-87   | .... Chris Morris, Jr., F      | ..... 31 | ..... 45 |
| 1985-86   | .... Chris Morris, So., F      | ..... 33 | ..... 49 |
| 1984-85   | .... Gerald White, So., G      | ..... 34 | ..... 60 |
| 1983-84   | .... Chuck Person, So., F      | ..... 31 | ..... 38 |
| 1982-83   | .... Paul Daniels, Jr., G      | ..... 28 | ..... 42 |
| 1981-82   | .... Odell Mosteller, Jr., G   | ..... 28 | ..... 30 |
| 1980-81   | .... Alvin Mumphord, So., G    | ..... 26 | ..... 29 |
| 1979-80   | .... Bubba Price, Sr., G       | ..... 28 | ..... 33 |
| 1978-79   | .... Bubba Price, Jr., G       | ..... 29 | ..... 49 |

Note: Figures not available prior to 1978-79 season.





## 1,000-Point Club

## 1. Chuck Person • Forward, 6-8, 215, Brantley, Ala. (Brantley)

| Year    | GP-GS   | Min-Avg   | FG-FGA    | Pct  | 3FG-A | Pct | FT-FTA  | Pct  | Reb.-Avg | PF-FO | Ast | TO  | Blk | Stl | Pts-Avg   |
|---------|---------|-----------|-----------|------|-------|-----|---------|------|----------|-------|-----|-----|-----|-----|-----------|
| 1982-83 | 28-20   | 636-22.7  | 118-218   | .541 | --    | --  | 25-33   | .758 | 128-4.6  | 57-1  | 37  | 37  | 6   | 13  | 261-9.3   |
| 1983-84 | 31-30   | 1045-34.8 | 255-470   | .543 | --    | --  | 83-114  | .728 | 249-8.0  | 62-3  | 38  | 82  | 8   | 38  | 593-19.1  |
| 1984-85 | 34-34   | 1240-36.5 | 334-614   | .544 | --    | --  | 79-107  | .738 | 303-8.9  | 78-0  | 69  | 80  | 18  | 42  | 747-22.0  |
| 1985-86 | 33-33   | 1194-36.2 | 310-597   | .519 | --    | --  | 90-112  | .804 | 260-7.9  | 83-3  | 30  | 73  | 12  | 27  | 710-21.5  |
| Totals  | 126-117 | 4115-32.7 | 1017-1899 | .536 | --    | --  | 277-366 | .757 | 940-7.5  | 280-7 | 174 | 277 | 44  | 120 | 2311-18.3 |

## 2. Mike Mitchell • Forward, 6-8, 215, Atlanta, Ga. (Price)

| Year    | GP-GS  | Min-Avg | FG-FGA   | Pct  | 3FG-A | Pct | FT-FTA  | Pct  | Reb.-Avg | PF-FO  | Ast | TO | Blk | Stl | Pts-Avg   |
|---------|--------|---------|----------|------|-------|-----|---------|------|----------|--------|-----|----|-----|-----|-----------|
| 1974-75 | 25-24  | --      | 204-426  | .479 | --    | --  | 53-98   | .541 | 286-11.4 | 84-4   | 15  | -- | --  | --  | 461-18.4  |
| 1975-76 | 26-26  | --      | 210-431  | .487 | --    | --  | 66-96   | .688 | 249-9.6  | 76-2   | 27  | -- | --  | --  | 486-18.7  |
| 1976-77 | 26-26  | --      | 229-429  | .534 | --    | --  | 47-69   | .681 | 220-8.5  | 75-5   | 35  | -- | --  | --  | 505-19.4  |
| 1977-78 | 27-x   | --      | 283-544  | .520 | --    | --  | 105-135 | .778 | 241-8.9  | 69-2   | 50  | -- | --  | --  | 671-24.9  |
| Totals  | 104-76 | --      | 926-1830 | .506 | --    | --  | 271-398 | .681 | 996-9.6  | 304-13 | 127 | -- | --  | --  | 2123-20.4 |

## 3. Wesley Person • Forward/Guard, 6-6, 200, Brantley, Ala. (Brantley)

| Year    | GP-GS   | Min-Avg   | FG-FGA   | Pct  | 3FG-A   | Pct  | FT-FTA  | Pct  | Reb.-Avg | PF-FO | Ast | TO  | Blk | Stl | Pts-Avg   |
|---------|---------|-----------|----------|------|---------|------|---------|------|----------|-------|-----|-----|-----|-----|-----------|
| 1990-91 | 26-24   | 857-33.0  | 153-325  | .471 | 42-118  | .356 | 52-68   | .765 | 147-5.7  | 49-0  | 48  | 49  | 31  | 35  | 400-15.4  |
| 1991-92 | 27-27   | 955-35.4  | 208-411  | .506 | 69-141  | .489 | 53-73   | .726 | 183-6.8  | 45-1  | 55  | 45  | 29  | 28  | 538-19.9  |
| 1992-93 | 27-26   | 957-35.4  | 194-349  | .556 | 58-125  | .464 | 61-79   | .772 | 192-7.1  | 46-0  | 102 | 46  | 17  | 21  | 507-18.8  |
| 1993-94 | 28-28   | 1006-35.9 | 217-448  | .484 | 93-210  | .443 | 94-128  | .734 | 179-6.4  | 45-1  | 79  | 45  | 11  | 28  | 621-22.2  |
| Totals  | 108-105 | 3775-35.0 | 772-1533 | .497 | 262-594 | .441 | 260-348 | .747 | 701-6.5  | 185-2 | 284 | 185 | 88  | 112 | 2066-19.1 |

## 4. Eddie Johnson • Guard, 6-2, 175, Weirsdale, Fla. (Lake Weir)

| Year    | GP-GS   | Min-Avg | FG-FGA   | Pct  | 3FG-A | Pct | FT-FTA  | Pct  | Reb.-Avg | PF-FO | Ast | TO | Blk | Stl | Pts-Avg   |
|---------|---------|---------|----------|------|-------|-----|---------|------|----------|-------|-----|----|-----|-----|-----------|
| 1973-74 | 26-26   | --      | 231-538  | .429 | --    | --  | 105-130 | .807 | 105-4.0  | 85-0  | 75  | -- | --  | --  | 567-21.8  |
| 1974-75 | 24-23   | --      | 200-449  | .445 | --    | --  | 102-116 | .879 | 90-3.8   | 69-3  | 140 | -- | --  | --  | 502-20.9  |
| 1975-76 | 26-26   | --      | 204-428  | .477 | --    | --  | 105-142 | .739 | 101-3.9  | 74-0  | 149 | -- | --  | --  | 513-19.7  |
| 1976-77 | 26-26   | --      | 154-362  | .425 | --    | --  | 98-124  | .790 | 67-2.6   | 88-5  | 135 | -- | --  | --  | 406-15.6  |
| Totals  | 102-101 | --      | 789-1777 | .444 | --    | --  | 410-512 | .800 | 363-3.6  | 316-8 | 499 | -- | --  | --  | 1988-19.5 |

## 5. John Mengelt • Guard, 6-3, 190, Elwood, Ind. (Wendell Wilkie)

| Year    | GP-GS | Min-Avg | FG-FGA   | Pct  | 3FG-A | Pct | FT-FTA  | Pct  | Reb.-Avg | PF-FO | Ast | TO | Blk | Stl | Pts-Avg   |
|---------|-------|---------|----------|------|-------|-----|---------|------|----------|-------|-----|----|-----|-----|-----------|
| 1968-69 | 25    | --      | 189-360  | .525 | --    | --  | 108-138 | .782 | 106-4.2  | 60    | 60  | -- | --  | --  | 486-19.4  |
| 1969-70 | 26    | --      | 258-554  | .465 | --    | --  | 180-225 | .800 | 156-6.0  | 77    | 54  | -- | --  | --  | 696-26.8  |
| 1970-71 | 26    | --      | 265-548  | .484 | --    | --  | 208-256 | .812 | 108-4.1  | 92    | 91  | -- | --  | --  | 738-28.4  |
| Totals  | 77    | --      | 712-1462 | .487 | --    | --  | 496-619 | .801 | 370-4.7  | 229   | 205 | -- | --  | --  | 1920-24.8 |

## 6. Ronnie Battle • Guard, 6-1, 160, Pittsview, Ala. (Chavala)

| Year    | GP-GS   | Min-Avg   | FG-FGA   | Pct  | 3FG-A   | Pct  | FT-FTA  | Pct  | Reb.-Avg | PF-FO | Ast | TO  | Blk | Stl | Pts-Avg   |
|---------|---------|-----------|----------|------|---------|------|---------|------|----------|-------|-----|-----|-----|-----|-----------|
| 1989-90 | 31-31   | 1020-32.9 | 202-416  | .486 | 64-164  | .390 | 59-82   | .720 | 104-3.4  | 78-2  | 79  | 88  | 5   | 38  | 527-17.0  |
| 1990-91 | 29-28   | 928-32.0  | 184-438  | .420 | 50-122  | .410 | 76-99   | .768 | 75-2.6   | 68-1  | 62  | 83  | 7   | 27  | 494-17.0  |
| 1991-92 | 27-27   | 895-33.1  | 173-352  | .491 | 71-139  | .511 | 32-46   | .696 | 50-1.9   | 70-1  | 66  | 64  | 9   | 36  | 449-16.6  |
| 1992-93 | 27-27   | 927-33.1  | 158-350  | .451 | 51-133  | .383 | 79-96   | .823 | 38-1.4   | 53-0  | 86  | 70  | 4   | 24  | 446-16.5  |
| Totals  | 114-113 | 3770-33.1 | 717-1556 | .461 | 236-558 | .423 | 246-323 | .762 | 267-2.3  | 269-4 | 293 | 305 | 25  | 125 | 1916-16.8 |

## 7. Chris Morris • Forward, 6-8, 210, Atlanta, Ga. (Douglass)

| Year    | GP-GS   | Min-Avg   | FG-FGA   | Pct  | 3FG-A  | Pct  | FT-FTA  | Pct  | Reb.-Avg | PF-FO  | Ast | TO  | Blk | Stl | Pts-Avg   |
|---------|---------|-----------|----------|------|--------|------|---------|------|----------|--------|-----|-----|-----|-----|-----------|
| 1984-85 | 34-30   | 1032-30.4 | 155-325  | .477 | --     | --   | 44-71   | .620 | 169-5.0  | 81-5   | 57  | 87  | 45  | 43  | 354-10.4  |
| 1985-86 | 33-33   | 1023-31.0 | 128-256  | .500 | --     | --   | 69-103  | .670 | 171-5.2  | 75-3   | 62  | 58  | 60  | 54  | 325-9.8   |
| 1986-87 | 31-31   | 985-31.8  | 170-304  | .559 | 9-27   | .333 | 69-97   | .711 | 225-7.3  | 104-8  | 80  | 69  | 30  | 42  | 418-13.5  |
| 1987-88 | 30-30   | 1018-33.9 | 241-501  | .481 | 33-97  | .340 | 105-132 | .795 | 295-9.8  | 83-3   | 82  | 85  | 44  | 54  | 620-20.7  |
| Totals  | 128-124 | 4058-31.7 | 694-1386 | .501 | 42-124 | .338 | 287-403 | .712 | 860-6.7  | 343-19 | 281 | 275 | 179 | 193 | 1717-13.4 |



## 1,000-Point Club

## 8. Frankie Sullivan • Guard, 6-1, 206, Uniontown, Ala. (R.C. Hatch)

| Year    | GP-GS  | Min-Avg   | FG-FGA   | Pct  | 3FG-A   | Pct  | FT-FTA  | Pct  | Reb.-Avg | PF-FO | Ast | TO  | Blk | Stl | Pts-Avg   |
|---------|--------|-----------|----------|------|---------|------|---------|------|----------|-------|-----|-----|-----|-----|-----------|
| 2008-09 | 34-1   | 654-19.2  | 85-210   | .405 | 41-124  | .331 | 46-61   | .754 | 66-1.9   | 74-0  | 46  | 37  | 4   | 39  | 257-7.6   |
| 2009-10 | 31-30  | 968-31.2  | 125-290  | .431 | 63-170  | .371 | 80-94   | .851 | 116-3.7  | 98-6  | 62  | 51  | 7   | 59  | 393-12.7  |
| 2010-11 | 6-4    | 148-24.7  | 13-36    | .361 | 8-28    | .286 | 15-19   | .789 | 7-1.2    | 9-0   | 18  | 7   | 0   | 15  | 49-8.2    |
| 2011-12 | 31-27  | 987-31.8  | 126-329  | .383 | 60-189  | .317 | 80-114  | .702 | 121-3.9  | 75-1  | 71  | 50  | 6   | 44  | 392-12.6  |
| 2012-13 | 32-30  | 998-31.2  | 148-403  | .367 | 56-202  | .277 | 113-143 | .790 | 124-3.9  | 83-2  | 90  | 98  | 9   | 33  | 465-14.5  |
| TOTAL   | 134-92 | 3755-28.0 | 497-1268 | .392 | 228-713 | .320 | 334-431 | .775 | 434-3.2  | 339-9 | 287 | 243 | 26  | 190 | 1556-11.6 |

## 9. Jeff Moore • Center, 6-7, 240, Birmingham, Ala. (Midfield)

| Year    | GP-GS | Min-Avg | FG-FGA   | Pct  | 3FG-A | Pct  | FT-FTA  | Pct  | Reb.-Avg | PF-FO  | Ast | TO  | Blk | Stl | Pts-Avg   |
|---------|-------|---------|----------|------|-------|------|---------|------|----------|--------|-----|-----|-----|-----|-----------|
| 1984-85 | 34    |         | 119-242  | .492 | --    | --   | 41-68   | .603 | 240-7.1  | 98-3   | 17  | 55  | 13  | 14  | 279-8.2   |
| 1985-86 | 33    |         | 139-274  | .507 | --    | --   | 82-108  | .759 | 234-7.1  | 69-1   | 29  | 58  | 60  | 54  | 360-10.9  |
| 1986-87 | 31    |         | 208-383  | .543 | 2-7   | .286 | 120-150 | .800 | 293-9.5  | 84-3   | 25  | 69  | 30  | 42  | 538-17.4  |
| 1987-88 | 20    |         | 142-286  | .497 | 2-11  | .182 | 86-103  | .835 | 183-9.2  | 53-3   | 20  | 50  | 9   | 19  | 372-18.6  |
| Totals  | 118   |         | 608-1185 | .513 | 4-18  | .222 | 329-429 | .767 | 950-8.1  | 304-10 | 91  | 228 | 59  | 62  | 1549-13.1 |

## 10. Marquis Daniels • Forward, 6-6, 200, Orlando, Fla. (Mt. Zion Christian Academy, N.C.)

| Year    | GP-GS  | Min-Avg   | FG-FGA   | Pct  | 3FG-A  | Pct  | FT-FTA  | Pct  | Reb.-Avg | PF-FO | Ast | TO  | Blk | Stl | Pts-Avg   |
|---------|--------|-----------|----------|------|--------|------|---------|------|----------|-------|-----|-----|-----|-----|-----------|
| 1999-00 | 18-0   | 219-12.2  | 33-73    | .452 | 3-15   | .200 | 10-20   | .500 | 47-2.6   | 17-0  | 8   | 24  | 2   | 5   | 79-4.4    |
| 2000-01 | 32-31  | 974-30.4  | 206-395  | .522 | 11-48  | .229 | 80-124  | .645 | 223-7.0  | 107-6 | 50  | 76  | 23  | 71  | 503-15.7  |
| 2001-02 | 28-25  | 807-28.8  | 115-260  | .442 | 22-62  | .355 | 73-115  | .635 | 148-5.3  | 75-1  | 116 | 99  | 6   | 54  | 325-11.6  |
| 2002-03 | 34-34  | 1187-34.9 | 244-476  | .513 | 30-98  | .306 | 107-159 | .673 | 210-6.2  | 68-0  | 113 | 102 | 8   | 78  | 625-18.4  |
| TOTAL   | 112-90 | 3187-28.5 | 598-1204 | .497 | 66-223 | .296 | 270-418 | .646 | 628-5.6  | 267-7 | 287 | 301 | 39  | 208 | 1532-13.7 |

## 11. Scott Pohlman • Guard, 6-2, 170, Roswell, Ga. (Roswell)

| Year      | GP-GS | Min-Avg | FG-FGA   | Pct  | 3FG-A   | Pct  | FT-FTA  | Pct  | Reb.-Avg | PF-FO | Ast | TO  | Blk | Stl | Pts-Avg   |
|-----------|-------|---------|----------|------|---------|------|---------|------|----------|-------|-----|-----|-----|-----|-----------|
| 1997-98   | 30    |         | 108-293  | .369 | 53-162  | .327 | 49-59   | .831 | 78-2.6   | 66-3  | 44  | 71  | 1   | 35  | 318-10.6  |
| 1998-99   | 33    |         | 129-317  | .407 | 62-160  | .387 | 69-80   | .863 | 72-2.2   | 61-0  | 53  | 31  | 0   | 31  | 389-11.8  |
| 1999-2000 | 34    |         | 117-326  | .359 | 49-155  | .316 | 52-68   | .765 | 80-2.4   | 61-1  | 53  | 46  | 5   | 22  | 335-9.9   |
| 2000-01   | 32    |         | 144-338  | .426 | 42-132  | .318 | 70-86   | .814 | 69-2.2   | 45-0  | 55  | 40  | 2   | 28  | 400-12.5  |
| Totals    | 129   |         | 498-1274 | .391 | 206-609 | .339 | 240-293 | .819 | 299-2.3  | 233-4 | 205 | 188 | 8   | 116 | 1442-11.2 |

## 12. DeWayne Reed • Guard, 6-1, 175, Houston, Texas (Wheatley)

| Year    | GP-GS   | Min-Avg   | FG-FGA   | Pct  | 3FG-A   | Pct  | FT-FTA  | Pct  | Reb.-Avg | PF-FO | Ast | TO  | Blk | Stl | Pts-Avg   |
|---------|---------|-----------|----------|------|---------|------|---------|------|----------|-------|-----|-----|-----|-----|-----------|
| 2006-07 | 31-13   | 621-20.0  | 54-155   | .348 | 29-83   | .349 | 37-56   | .661 | 54-1.7   | 59-1  | 93  | 77  | 7   | 42  | 174-5.6   |
| 2007-08 | 29-23   | 938-32.3  | 82-232   | .353 | 41-137  | .299 | 55-96   | .573 | 73-2.5   | 62-1  | 102 | 95  | 6   | 59  | 260-9.0   |
| 2008-09 | 36-32   | 1144-31.8 | 156-403  | .387 | 65-199  | .327 | 97-157  | .618 | 92-2.6   | 80-3  | 134 | 92  | 15  | 67  | 474-13.2  |
| 2009-10 | 32-32   | 1059-33.1 | 167-426  | .392 | 49-150  | .327 | 135-190 | .711 | 83-2.6   | 69-3  | 139 | 102 | 7   | 43  | 518-16.2  |
| TOTAL   | 128-100 | 3762-29.4 | 459-1216 | .377 | 184-569 | .323 | 324-499 | .649 | 302-2.4  | 270-8 | 468 | 366 | 35  | 211 | 1426-11.1 |

## 13. Rasheem Barrett • Guard, 6-5, 220, Atlanta, Ga. (Marist)

| Year    | GP-GS  | Min-Avg   | FG-FGA   | Pct  | 3FG-A   | Pct  | FT-FTA  | Pct  | Reb.-Avg | PF-FO | Ast | TO  | Blk | Stl | Pts-Avg   |
|---------|--------|-----------|----------|------|---------|------|---------|------|----------|-------|-----|-----|-----|-----|-----------|
| 2005-06 | 28-14  | 696-24.9  | 110-237  | .464 | 39-100  | .390 | 52-69   | .754 | 84-3.0   | 66-2  | 43  | 67  | 2   | 23  | 311-11.1  |
| 2006-07 | 32-25  | 952-29.8  | 135-349  | .387 | 48-156  | .308 | 45-65   | .692 | 123-3.8  | 59-2  | 73  | 65  | 5   | 36  | 363-11.3  |
| 2007-08 | 29-29  | 919-31.7  | 155-354  | .438 | 44-131  | .336 | 33-47   | .702 | 119-4.1  | 56-0  | 63  | 57  | 4   | 24  | 387-13.3  |
| 2008-09 | 33-20  | 794-24.1  | 128-299  | .428 | 26-80   | .325 | 45-60   | .750 | 115-3.5  | 56-1  | 47  | 48  | 2   | 29  | 327-9.9   |
| TOTAL   | 122-88 | 3361-27.5 | 528-1239 | .426 | 157-467 | .336 | 175-241 | .726 | 441-3.6  | 237-5 | 226 | 237 | 13  | 112 | 1388-11.4 |

## 14. Frank Ford • Guard/Forward, 6-4, 220, Kissimmee, Fla. (Osceola)

| Year    | GP-GS | Min-Avg | FG-FGA   | Pct  | 3FG-A | Pct  | FT-FTA  | Pct  | Reb.-Avg | PF-FO | Ast | TO  | Blk | Stl | Pts-Avg   |
|---------|-------|---------|----------|------|-------|------|---------|------|----------|-------|-----|-----|-----|-----|-----------|
| 1983-84 | 31    |         | 97-222   | .437 | --    | --   | 38-55   | .691 | 108-3.5  | 45-0  | 75  | 86  | 1   | 31  | 232-7.5   |
| 1984-85 | 34    |         | 161-291  | .553 | --    | --   | 70-113  | .619 | 163-4.8  | 58-1  | 59  | 59  | 7   | 37  | 392-11.5  |
| 1985-86 | 33    |         | 153-281  | .544 | --    | --   | 60-83   | .723 | 146-4.4  | 56-1  | 68  | 39  | 4   | 39  | 366-11.1  |
| 1986-87 | 31    |         | 148-309  | .479 | 10-35 | .286 | 93-135  | .689 | 187-6.0  | 80-3  | 75  | 62  | 4   | 39  | 399-12.9  |
| Totals  | 129   |         | 559-1103 | .507 | 10-35 | .286 | 261-386 | .676 | 604-4.7  | 239-5 | 277 | 246 | 15  | 146 | 1389-10.8 |



## 1,000-Point Club

## 15. Aaron Swinson • Forward/Center, 6-5, 230, Brunswick, Ga. (Brunswick)

| Year    | GP-GS | Min-Avg | FG-FGA  | Pct  | 3FG-A | Pct  | FT-FTA  | Pct  | Reb.-Avg | PF-FO | Ast | TO  | Blk | Stl | Pts-Avg   |
|---------|-------|---------|---------|------|-------|------|---------|------|----------|-------|-----|-----|-----|-----|-----------|
| 1991-92 | 27    |         | 157-267 | .588 | 0-1   | .000 | 72-127  | .567 | 203-7.5  | 72-0  | 28  | 75  | 13  | 30  | 386-14.3  |
| 1992-93 | 27    |         | 183-305 | .600 | 0-1   | .000 | 55-93   | .591 | 207-7.7  | 58-1  | 28  | 64  | 4   | 21  | 421-15.6  |
| 1993-94 | 28    |         | 234-371 | .631 | 0-2   | .000 | 111-161 | .689 | 226-8.1  | 74-1  | 30  | 59  | 6   | 14  | 579-20.7  |
| Totals  | 82    |         | 574-943 | .609 | 0-4   | .000 | 238-381 | .625 | 636-7.8  | 204-2 | 86  | 198 | 23  | 65  | 1386-16.9 |

## 16. Lee DeFore • Forward, 6-6, 210, Atlanta, Ga. (Sylvan)

| Year    | GP-GS | Min-Avg | FG-FGA   | Pct  | 3FG-A | Pct | FT-FTA  | Pct  | Reb.-Avg | PF-FO | Ast | TO | Blk | Stl | Pts-Avg   |
|---------|-------|---------|----------|------|-------|-----|---------|------|----------|-------|-----|----|-----|-----|-----------|
| 1963-64 | 23    |         | 168-351  | .478 | --    | --  | 72-90   | .800 | 176-7.7  | 72    | --  | -- | --  | --  | 408-17.7  |
| 1964-65 | 23    |         | 145-326  | .444 | --    | --  | 73-92   | .793 | 144-6.3  | 70    | --  | -- | --  | --  | 363-15.8  |
| 1965-66 | 26    |         | 241-516  | .467 | --    | --  | 133-156 | .853 | 249-9.5  | 73    | --  | -- | --  | --  | 615-23.7  |
| Totals  | 72    |         | 554-1193 | .464 | --    | --  | 278-338 | .822 | 569-7.8  | 215   | --  | -- | --  | --  | 1386-19.0 |

## 17. Gary Redding • Forward, 6-6, 185, Atlanta, Ga. (Price)

| Year    | GP-GS | Min-Avg | FG-FGA   | Pct  | 3FG-A | Pct | FT-FTA  | Pct  | Reb.-Avg | PF-FO | Ast | TO | Blk | Stl | Pts-Avg   |
|---------|-------|---------|----------|------|-------|-----|---------|------|----------|-------|-----|----|-----|-----|-----------|
| 1972-73 | 26    |         | 120-278  | .432 | --    | --  | 58-90   | .644 | 214-8.2  | 60    | 39  | -- | --  | --  | 298-11.5  |
| 1973-74 | 26    |         | 117-297  | .393 | --    | --  | 79-98   | .806 | 246-9.4  | 56    | 30  | -- | --  | --  | 313-12.0  |
| 1974-75 | 26    |         | 159-309  | .515 | --    | --  | 63-80   | .788 | 263-10.1 | 72    | 40  | -- | --  | --  | 381-14.7  |
| 1975-76 | 26    |         | 139-265  | .525 | --    | --  | 64-87   | .736 | 213-8.2  | 64    | 29  | -- | --  | --  | 342-13.2  |
| Totals  | 104   |         | 535-1149 | .466 | --    | --  | 264-355 | .744 | 936-9.0  | 252   | 138 | -- | --  | --  | 1334-12.8 |

## 18. Doc Robinson • Guard, 6-2, 180, Selma, Ala. (Selma)

| Year      | GP-GS | Min-Avg | FG-FGA   | Pct  | 3FG-A   | Pct  | FT-FTA  | Pct  | Reb.-Avg | PF-FO | Ast | TO  | Blk | Stl | Pts-Avg   |
|-----------|-------|---------|----------|------|---------|------|---------|------|----------|-------|-----|-----|-----|-----|-----------|
| 1996-97   | 31    |         | 70-189   | .370 | 16-56   | .286 | 35-46   | .761 | 89-2.9   | 48-0  | 96  | 54  | 1   | 31  | 191-6.2   |
| 1997-98   | 30    |         | 140-358  | .391 | 43-127  | .339 | 49-64   | .766 | 110-3.7  | 55-2  | 131 | 93  | 6   | 35  | 372-12.4  |
| 1998-99   | 33    |         | 137-303  | .452 | 37-109  | .339 | 67-86   | .779 | 87-2.6   | 58-0  | 166 | 68  | 3   | 47  | 378-11.5  |
| 1999-2000 | 34    |         | 139-345  | .403 | 50-142  | .352 | 63-81   | .778 | 103-3.0  | 48-0  | 175 | 66  | 4   | 40  | 391-11.5  |
| Totals    | 128   |         | 486-1195 | .407 | 146-434 | .336 | 214-277 | .773 | 389-3.0  | 209-2 | 568 | 281 | 14  | 153 | 1332-10.4 |

## 19. Stan Pietkiewicz • Guard, 6-5, 200, Winter Park, Fla. (Winter Park)

| Year    | GP-GS | Min-Avg | FG-FGA   | Pct  | 3FG-A | Pct | FT-FTA  | Pct  | Reb.-Avg | PF-FO | Ast | TO | Blk | Stl | Pts-Avg   |
|---------|-------|---------|----------|------|-------|-----|---------|------|----------|-------|-----|----|-----|-----|-----------|
| 1974-75 | 25    |         | 100-233  | .429 | --    | --  | 41-52   | .788 | 71-2.8   | 55-0  | 52  | -- | --  | --  | 241-9.6   |
| 1975-76 | 25    |         | 112-243  | .461 | --    | --  | 28-40   | .700 | 67-2.7   | 56-1  | 86  | -- | --  | --  | 252-10.1  |
| 1976-77 | 23    |         | 106-219  | .484 | --    | --  | 44-51   | .863 | 61-2.7   | 41-0  | 90  | -- | --  | --  | 256-11.1  |
| 1977-78 | 27    |         | 194-380  | .511 | --    | --  | 128-146 | .877 | 96-3.6   | 64-2  | 128 | -- | --  | --  | 516-19.1  |
| Totals  | 100   |         | 512-1075 | .476 | --    | --  | 241-289 | .834 | 295-3.0  | 216-3 | 356 | -- | --  | --  | 1265-12.7 |

## 20. Frank Tolbert • Guard, 6-6, 210, River Falls, Ala. (Red Level)

| Year    | GP-GS  | Min-Avg   | FG-FGA  | Pct  | 3FG-A   | Pct  | FT-FTA  | Pct  | Reb.-Avg | PF-FO  | Ast | TO  | Blk | Stl | Pts-Avg   |
|---------|--------|-----------|---------|------|---------|------|---------|------|----------|--------|-----|-----|-----|-----|-----------|
| 2004-05 | 30-11  | 636-21.2  | 73-172  | .424 | 18-55   | .327 | 44-68   | .647 | 90-3.0   | 110-8  | 29  | 60  | 15  | 22  | 208-6.9   |
| 2005-06 | 28-19  | 655-23.4  | 90-209  | .431 | 27-75   | .360 | 48-83   | .578 | 99-3.5   | 90-7   | 35  | 73  | 23  | 37  | 255-9.1   |
| 2006-07 | 32-28  | 903-28.2  | 128-268 | .478 | 38-101  | .376 | 83-116  | .716 | 155-4.8  | 118-8  | 49  | 73  | 20  | 42  | 377-11.8  |
| 2007-08 | 30-29  | 909-30.3  | 134-312 | .429 | 32-102  | .314 | 102-134 | .761 | 155-5.2  | 109-5  | 67  | 76  | 14  | 46  | 402-13.4  |
| TOTAL   | 120-87 | 3103-25.9 | 425-961 | .442 | 115-333 | .345 | 277-401 | .691 | 499-4.2  | 427-28 | 180 | 282 | 72  | 147 | 1242-10.4 |

## 21. Darrell Lockhart • Forward/Center, 6-9, 232, Thomaston, Ga. (Robert E. Lee)

| Year    | GP-GS | Min-Avg | FG-FGA   | Pct  | 3FG-A | Pct | FT-FTA  | Pct  | Reb.-Avg | PF-FO  | Ast | TO  | Blk | Stl | Pts-Avg   |
|---------|-------|---------|----------|------|-------|-----|---------|------|----------|--------|-----|-----|-----|-----|-----------|
| 1979-80 | 28    |         | 99-211   | .469 | --    | --  | 48-68   | .706 | 151-5.4  | 69-2   | 38  | --  | 8   | 16  | 246-8.8   |
| 1980-81 | 27    |         | 134-244  | .549 | --    | --  | 34-47   | .723 | 173-6.4  | 91-4   | 46  | 51  | 9   | 10  | 302-11.2  |
| 1981-82 | 28    |         | 142-256  | .555 | --    | --  | 40-51   | .784 | 160-5.7  | 89-5   | 25  | 64  | 21  | 22  | 324-11.6  |
| 1982-83 | 28    |         | 162-297  | .545 | --    | --  | 40-53   | .755 | 153-5.5  | 83-5   | 29  | 64  | 16  | 12  | 364-13.0  |
| Totals  | 111   |         | 537-1008 | .533 | --    | --  | 162-219 | .740 | 637-5.7  | 332-16 | 138 | 179 | 54  | 60  | 1236-11.1 |



## 1,000-Point Club

## 22. Wes Flanigan • Guard, 6-1, 180, Little Rock, Ark. (Parkview)

| Year    | GP-GS | Min-Avg | FG-FGA  | Pct  | 3FG-A  | Pct  | FT-FTA  | Pct  | Reb.-Avg | PF-FO  | Ast | TO  | Blk | Stl | Pts-Avg   |
|---------|-------|---------|---------|------|--------|------|---------|------|----------|--------|-----|-----|-----|-----|-----------|
| 1993-94 | 28    |         | 61-130  | .469 | 1-13   | .077 | 58-94   | .617 | 47-1.7   | 72-5   | 137 | 22  | 1   | 9   | 181-6.5   |
| 1994-95 | 29    |         | 81-186  | .435 | 15-57  | .263 | 81-101  | .802 | 68-2.3   | 56-0   | 84  | 58  | 3   | 24  | 258-8.9   |
| 1995-96 | 32    |         | 142-338 | .420 | 26-97  | .268 | 118-168 | .702 | 100-3.1  | 73-2   | 214 | 41  | 2   | 18  | 428-13.4  |
| 1996-97 | 31    |         | 117-278 | .421 | 26-97  | .268 | 81-122  | .664 | 76-2.5   | 65-3   | 138 | 93  | 2   | 39  | 341-11.0  |
| Totals  | 120   |         | 401-952 | .421 | 68-264 | .258 | 338-485 | .697 | 291-2.4  | 266-10 | 573 | 214 | 8   | 90  | 1208-10.1 |

## 23. Chris Denson • Guard, 6-2, 181, Columbus, Ga. (Shaw)

| Year    | GP-GS  | Min-Avg   | FG-FGA  | Pct  | 3FG-A  | Pct  | FT-FTA  | Pct  | Off-Def-Tot-Avg | PF  | FO | Ast | TO  | Blk | Stl | Pts  | Avg  |
|---------|--------|-----------|---------|------|--------|------|---------|------|-----------------|-----|----|-----|-----|-----|-----|------|------|
| 2010-11 | 20-3   | 367-18.4  | 43-102  | .422 | 4-25   | .160 | 28-48   | .583 | 15-17-32-1.6    | 30  | 0  | 20  | 12  | 1   | 17  | 118  | 5.9  |
| 2011-12 | 30-8   | 670-22.3  | 90-194  | .464 | 14-38  | .368 | 68-107  | .636 | 22-32-54-1.8    | 44  | 0  | 34  | 41  | 3   | 16  | 262  | 8.7  |
| 2012-13 | 20-9   | 498-24.9  | 81-171  | .474 | 7-25   | .280 | 69-104  | .663 | 14-45-59-3.0    | 33  | 0  | 31  | 22  | 3   | 19  | 238  | 11.9 |
| 2013-14 | 30-30  | 960-32.0  | 187-406 | .461 | 22-83  | .265 | 176-268 | .657 | 37-93-130-4.3   | 64  | 0  | 71  | 54  | 3   | 30  | 572  | 19.1 |
| TOTAL   | 100-50 | 2495-25.0 | 401-873 | .459 | 47-171 | .275 | 341-527 | .647 | 88-187-275-2.8  | 171 | 0  | 156 | 129 | 10  | 82  | 1190 | 11.9 |

## 24. Charles Barkley • Center, 6-6, 265, Leeds, Ala. (Leeds)

| Year    | GP-GS | Min-Avg | FG-FGA  | Pct  | 3FG-A | Pct | FT-FTA  | Pct  | Reb.-Avg | PF-FO  | Ast | TO  | Blk | Stl | Pts-Avg   |
|---------|-------|---------|---------|------|-------|-----|---------|------|----------|--------|-----|-----|-----|-----|-----------|
| 1981-82 | 28    |         | 144-242 | .595 | --    | --  | 68-107  | .636 | 275-9.8  | 99-4   | 30  | 45  | 51  | 13  | 356-12.7  |
| 1982-83 | 28    |         | 161-250 | .644 | --    | --  | 82-130  | .631 | 266-9.5  | 102-9  | 49  | 80  | 45  | 32  | 404-14.4  |
| 1983-84 | 28    |         | 162-254 | .638 | --    | --  | 99-145  | .683 | 265-9.5  | 89-4   | 58  | 80  | 49  | 31  | 423-15.1  |
| Totals  | 84    |         | 467-746 | .626 | --    | --  | 249-382 | .652 | 806-9.6  | 290-17 | 137 | 205 | 145 | 76  | 1183-14.1 |

## 25. Korvotney Barber • Forward, 6-7, 225, Manchester, Ga. (Manchester)

| Year    | GP-GS   | Min-Avg   | FG-FGA  | Pct  | 3FG-A | Pct  | FT-FTA  | Pct  | Reb.-Avg | PF-FO | Ast | TO  | Blk | Stl | Pts-Avg   |
|---------|---------|-----------|---------|------|-------|------|---------|------|----------|-------|-----|-----|-----|-----|-----------|
| 2005-06 | 28-27   | 597-21.3  | 81-141  | .574 | 0-0   | .000 | 28-70   | .400 | 134-4.8  | 80-3  | 12  | 51  | 43  | 17  | 190-6.8   |
| 2006-07 | 32-29   | 830-25.9  | 147-243 | .605 | 0-0   | .000 | 67-152  | .441 | 218-6.8  | 92-3  | 36  | 73  | 55  | 15  | 361-11.3  |
| 2007-08 | 10-10   | 273-27.3  | 59-82   | .720 | 0-0   | .000 | 20-47   | .426 | 69-6.9   | 26-0  | 8   | 21  | 13  | 8   | 138-13.8  |
| 2008-09 | 36-35   | 1071-29.8 | 188-345 | .545 | 0-0   | .000 | 86-182  | .473 | 347-9.6  | 104-0 | 34  | 82  | 44  | 24  | 462-12.8  |
| TOTAL   | 106-101 | 2771-26.1 | 475-811 | .586 | 0-0   | .000 | 201-451 | .446 | 768-7.2  | 302-6 | 90  | 227 | 155 | 64  | 1151-10.9 |

## 26. Lance Weems • Guard, 6-3, 195, Ashland, Ala. (Clay County)

| Year    | GP-GS | Min-Avg | FG-FGA  | Pct  | 3FG-A   | Pct  | FT-FTA  | Pct  | Reb.-Avg | PF-FO | Ast | TO  | Blk | Stl | Pts-Avg   |
|---------|-------|---------|---------|------|---------|------|---------|------|----------|-------|-----|-----|-----|-----|-----------|
| 1992-93 | 26    |         | 16-45   | .356 | 9-26    | .346 | 3-4     | .750 | 25-1.0   | 27-0  | 26  | 23  | 0   | 8   | 44-1.7    |
| 1993-94 | 24    |         | 82-208  | .394 | 45-126  | .357 | 40-46   | .870 | 60-2.5   | 52-1  | 67  | 20  | 0   | 8   | 249-10.4  |
| 1994-95 | 29    |         | 127-292 | .435 | 78-195  | .400 | 50-64   | .781 | 97-3.3   | 67-1  | 70  | 77  | 1   | 32  | 382-13.2  |
| 1995-96 | 32    |         | 149-370 | .403 | 108-279 | .387 | 24-34   | .706 | 116-3.6  | 70-0  | 55  | 19  | 0   | 11  | 430-13.4  |
| Totals  | 111   |         | 374-915 | .409 | 240-626 | .383 | 117-148 | .791 | 298-2.7  | 216-2 | 218 | 139 | 1   | 59  | 1105-10.0 |

## 27. Bryant Smith • Forward, 6-5, 195, Huntsville, Ala. (Butler)

| Year    | GP-GS | Min-Avg | FG-FGA  | Pct  | 3FG-A  | Pct  | FT-FTA  | Pct  | Reb.-Avg | PF-FO | Ast | TO  | Blk | Stl | Pts-Avg  |
|---------|-------|---------|---------|------|--------|------|---------|------|----------|-------|-----|-----|-----|-----|----------|
| 1995-96 | 29    |         | 34-79   | .430 | 19-40  | .475 | 16-28   | .571 | 58-2.0   | 24-1  | 12  | 3   | 2   | 6   | 103-3.6  |
| 1996-97 | 31    |         | 83-206  | .403 | 37-126 | .294 | 47-69   | .681 | 131-4.2  | 56-2  | 33  | 44  | 1   | 53  | 250-8.1  |
| 1997-98 | 28    |         | 130-257 | .506 | 12-57  | .211 | 99-149  | .664 | 185-6.6  | 58-0  | 64  | 51  | 10  | 67  | 371-13.3 |
| 1998-99 | 33    |         | 134-295 | .454 | 19-70  | .271 | 76-125  | .608 | 203-6.2  | 57-0  | 43  | 49  | 2   | 53  | 363-11.0 |
| Totals  | 121   |         | 381-837 | .455 | 87-293 | .297 | 238-371 | .642 | 577-4.8  | 195-3 | 152 | 147 | 15  | 179 | 1087-9.0 |

## 28. Bubba Price • Guard, 6-3, 175, Birmingham, Ala. (Carver)

| Year    | GP-GS | Min-Avg | FG-FGA  | Pct  | 3FG-A | Pct | FT-FTA  | Pct  | Reb.-Avg | PF-FO  | Ast | TO | Blk | Stl | Pts-Avg   |
|---------|-------|---------|---------|------|-------|-----|---------|------|----------|--------|-----|----|-----|-----|-----------|
| 1976-77 | 25    |         | 50-113  | .442 | --    | --  | 20-35   | .571 | 32-1.3   | 46-2   | 23  | -- | --  | --  | 120-4.8   |
| 1977-78 | 26    |         | 81-181  | .448 | --    | --  | 29-49   | .592 | 57-2.2   | 83-5   | 109 | -- | --  | --  | 191-7.3   |
| 1978-79 | 29    |         | 181-390 | .464 | --    | --  | 97-123  | .789 | 99-3.4   | 93-5   | 120 | -- | --  | --  | 459-15.8  |
| 1979-80 | 28    |         | 123-267 | .461 | --    | --  | 59-83   | .711 | 72-2.6   | 64-3   | 72  | -- | --  | --  | 305-10.9  |
| Totals  | 108   |         | 435-951 | .457 | --    | --  | 205-290 | .707 | 260-2.4  | 286-15 | 324 | -- | --  | --  | 1075-10.0 |





## 1,000-Point Club

## 29. Derrick Dennison • Forward/Guard, 6-3, 190, Atlanta, Ga. (Douglass)

| Year    | GP-GS | Min-Avg | FG-FGA  | Pct  | 3FG-A  | Pct  | FT-FTA  | Pct   | Reb.-Avg | PF-FO | Ast | TO  | Blk | Stl | Pts-Avg   |
|---------|-------|---------|---------|------|--------|------|---------|-------|----------|-------|-----|-----|-----|-----|-----------|
| 1986-87 | 18    |         | 17-28   | .607 | 6-10   | .600 | 4-4     | 1.000 | 10-0.6   | 11-0  | 11  | 14  | 3   | 1   | 44-2.4    |
| 1987-88 | 30    |         | 78-158  | .494 | 16-45  | .356 | 25-35   | .714  | 78-2.6   | 62-1  | 35  | 47  | 10  | 25  | 197-6.6   |
| 1988-89 | 28    |         | 138-313 | .441 | 26-84  | .310 | 47-66   | .712  | 117-4.2  | 82-3  | 119 | 108 | 15  | 44  | 349-12.5  |
| 1989-90 | 30    |         | 182-392 | .464 | 27-79  | .342 | 89-117  | .761  | 131-4.4  | 94-2  | 73  | 107 | 11  | 54  | 480-16.0  |
| Totals  | 106   |         | 415-891 | .466 | 75-218 | .344 | 165-222 | .743  | 336-3.2  | 249-6 | 238 | 276 | 39  | 124 | 1070-10.1 |

## 30. Pat Burke • Center, 6-11, 250, Cape Coral, Fla. (Mariner)

| Year    | GP-GS | Min-Avg | FG-FGA  | Pct  | 3FG-A | Pct  | FT-FTA  | Pct  | Reb.-Avg | PF-FO | Ast | TO  | Blk | Stl | Pts-Avg  |
|---------|-------|---------|---------|------|-------|------|---------|------|----------|-------|-----|-----|-----|-----|----------|
| 1993-94 | 28    |         | 48-100  | .480 | 0-1   | .000 | 16-32   | .500 | 82-2.9   | 55-4  | 14  | 18  | 8   | 2   | 112-4.0  |
| 1994-95 | 29    |         | 107-201 | .532 | 3-9   | .333 | 43-67   | .642 | 139-4.8  | 53-0  | 29  | 53  | 29  | 27  | 260-9.0  |
| 1995-96 | 32    |         | 138-287 | .481 | 13-54 | .241 | 63-97   | .649 | 278-8.7  | 86-3  | 28  | 39  | 11  | 8   | 352-11.0 |
| 1996-97 | 31    |         | 128-270 | .474 | 4-26  | .154 | 80-124  | .645 | 216-7.0  | 76-1  | 88  | 88  | 33  | 28  | 340-11.0 |
| Totals  | 120   |         | 421-858 | .491 | 20-90 | .222 | 202-320 | .631 | 715-6.0  | 270-8 | 159 | 198 | 81  | 65  | 1064-8.9 |

## 31. Marco Killingsworth • Forward, 6-7, 235, Montgomery, Ala. (Central Park Christian Academy)

| Year    | GP-GS | Min-Avg   | FG-FGA  | Pct  | 3FG-A | Pct  | FT-FTA  | Pct  | Reb.-Avg | PF-FO | Ast | TO  | Blk | Stl | Pts-Avg   |
|---------|-------|-----------|---------|------|-------|------|---------|------|----------|-------|-----|-----|-----|-----|-----------|
| 2001-02 | 28-14 | 549-19.6  | 90-170  | .529 | 1-5   | .200 | 38-73   | .521 | 117-4.2  | 81-4  | 24  | 49  | 11  | 8   | 219-7.8   |
| 2002-03 | 34-33 | 975-28.7  | 170-309 | .550 | 13-36 | .361 | 98-143  | .685 | 219-6.4  | 97-4  | 33  | 98  | 10  | 18  | 451-13.3  |
| 2003-04 | 27-25 | 753-27.9  | 145-247 | .587 | 4-10  | .400 | 77-120  | .642 | 187-6.9  | 74-1  | 28  | 68  | 16  | 21  | 371-13.7  |
| TOTAL   | 89-72 | 2277-25.6 | 405-726 | .558 | 18-51 | .353 | 213-336 | .634 | 523-5.9  | 252-9 | 85  | 215 | 37  | 47  | 1041-11.7 |

## 32. Franklin Williams • Forward, 6-6, 215, Headland, Ala. (Headland)

| Year    | GP-GS | Min-Avg | FG-FGA  | Pct  | 3FG-A   | Pct  | FT-FTA  | Pct  | Reb.-Avg | PF-FO | Ast | TO  | Blk | Stl | Pts-Avg  |
|---------|-------|---------|---------|------|---------|------|---------|------|----------|-------|-----|-----|-----|-----|----------|
| 1994-95 | 29    |         | 75-142  | .528 | 9-27    | .333 | 66-89   | .742 | 127-4.4  | 86-4  | 33  | 62  | 4   | 16  | 225-7.8  |
| 1995-96 | 32    |         | 115-17  | .530 | 32-68   | .471 | 71-106  | .670 | 154-4.8  | 70-1  | 35  | 29  | 0   | 6   | 333-10.4 |
| 1996-97 | 31    |         | 80-179  | .447 | 33-86   | .384 | 53-77   | .688 | 131-4.2  | 61-1  | 25  | 57  | 3   | 21  | 246-7.9  |
| 1997-98 | 30    |         | 73-182  | .401 | 31-91   | .341 | 46-74   | .622 | 113-3.8  | 71-2  | 35  | 71  | 6   | 21  | 223-7.4  |
| Totals  | 122   |         | 343-720 | .476 | 105-272 | .386 | 236-346 | .682 | 525-4.3  | 288-8 | 128 | 219 | 13  | 64  | 1027-8.4 |

## 33. Bill Alexander • Center, 6-6, 215, Cherokee, Ala. (Cherokee Vocational)

| Year    | GP-GS | Min-Avg | FG-FGA  | Pct  | 3FG-A | Pct | FT-FTA  | Pct  | Reb.-Avg | PF-FO | Ast | TO | Blk | Stl | Pts-Avg   |
|---------|-------|---------|---------|------|-------|-----|---------|------|----------|-------|-----|----|-----|-----|-----------|
| 1967-68 | 25    |         | 125-257 | .486 | --    | --  | 85-143  | .594 | 186-7.4  | 84    | 26  | -- | --  | --  | 335-13.4  |
| 1968-69 | 25    |         | 126-238 | .529 | --    | --  | 85-132  | .644 | 184-7.4  | 91    | 22  | -- | --  | --  | 337-13.4  |
| 1969-70 | 26    |         | 141-271 | .520 | --    | --  | 72-134  | .537 | 316-12.1 | 78    | 19  | -- | --  | --  | 354-13.6  |
| Totals  | 76    |         | 392-766 | .511 | --    | --  | 242-409 | .591 | 686-8.9  | 253   | 67  | -- | --  | --  | 1026-13.4 |

## 34. Earl Banks • Forward, 6-7, 220, Birmingham, Ala. (Holy Family)

| Year    | GP-GS | Min-Avg | FG-FGA  | Pct  | 3FG-A | Pct | FT-FTA  | Pct  | Reb.-Avg | PF-FO  | Ast | TO | Blk | Stl | Pts-Avg  |
|---------|-------|---------|---------|------|-------|-----|---------|------|----------|--------|-----|----|-----|-----|----------|
| 1977-78 | 27    |         | 64-138  | .464 | --    | --  | 36-54   | .667 | 173-6.4  | 98-11  | 4   | -- | --  | --  | 164-6.1  |
| 1978-79 | 29    |         | 141-284 | .496 | --    | --  | 35-56   | .625 | 205-7.1  | 105-7  | 11  | -- | --  | --  | 317-10.9 |
| 1979-80 | 28    |         | 86-173  | .497 | --    | --  | 31-55   | .564 | 164-5.9  | 90-3   | 13  | -- | --  | --  | 203-7.3  |
| 1980-81 | 27    |         | 140-248 | .565 | --    | --  | 40-69   | .580 | 188-7.0  | 95-4   | 17  | -- | --  | --  | 320-11.9 |
| Totals  | 111   |         | 431-843 | .511 | --    | --  | 142-234 | .607 | 730-6.6  | 388-25 | 45  | -- | --  | --  | 1004-9.0 |



## Statistical Trends

|           | G  | FG-FGA   | PCT. | FT-FTA  | PCT. | REB-AVG.  | PF-FO  | A   | TO | PTS  | AVG. |
|-----------|----|----------|------|---------|------|-----------|--------|-----|----|------|------|
| 1949-50   |    |          |      |         |      |           |        |     |    |      |      |
| Auburn    | 23 | 533-1536 | .346 | 371-547 | .677 |           | 409-na |     |    | 1437 | 62.4 |
| Opponents | 23 | 475-1605 | .296 | 311-513 | .606 |           | 438-na |     |    | 1261 | 54.8 |
| 1950-51   |    |          |      |         |      |           |        |     |    |      |      |
| Auburn    | 21 | 539-1746 | .309 | 353-525 | .672 | 927-42.1  |        |     |    | 1431 | 65.0 |
| Opponents | 21 | 558-na   |      | 343-547 | .626 |           |        |     |    | 1460 | 66.3 |
| 1951-52   |    |          |      |         |      |           |        |     |    |      |      |
| Auburn    | 25 | 616-1992 | .309 | 372-587 | .634 | 1212-48.5 |        |     |    | 1604 | 64.1 |
| Opponents | 25 | 553-na   |      | 388-624 | .622 |           |        |     |    | 1491 | 59.6 |
| 1952-53   |    |          |      |         |      |           |        |     |    |      |      |
| Auburn    | 21 | 532-1571 | .345 | 420-667 | .629 | 1042-49.6 | 490-na |     |    | 1484 | 70.7 |
| Opponents | 21 | 440-na   |      | 466-759 | .614 |           | 437-na |     |    | 1361 | 64.9 |
| 1953-54   |    |          |      |         |      |           |        |     |    |      |      |
| Auburn    | 24 | 622-1785 | .348 | 532-787 | .675 | 1045-43.0 | 596-na |     |    | 1776 | 72.0 |
| Opponents | 24 |          |      |         |      |           |        |     |    | 1644 | 68.5 |
| 1954-55   |    |          |      |         |      |           |        |     |    |      |      |
| Auburn    | 20 | 561-1371 | .396 | 455-660 | .689 | 829-41.5  | 368-na |     |    | 1577 | 78.9 |
| Opponents | 20 |          |      |         |      |           |        |     |    | 1552 | 77.6 |
| 1955-56   |    |          |      |         |      |           |        |     |    |      |      |
| Auburn    | 21 | 586-1447 | .405 | 469-681 | .689 | 989-47.1  | 426-na |     |    | 1641 | 78.1 |
| Opponents | 21 | 566-na   |      | 464-698 | .663 |           | 407-na |     |    | 1596 | 76.0 |
| 1956-57   |    |          |      |         |      |           |        |     |    |      |      |
| Auburn    | 21 | 590-1386 | .426 | 479-648 | .739 | 1028-49.0 | 400-na |     |    | 1659 | 79.0 |
| Opponents | 21 |          |      |         |      |           |        |     |    | 1506 | 71.7 |
| 1957-58   |    |          |      |         |      |           |        |     |    |      |      |
| Auburn    | 22 | 605-1478 | .409 | 376-535 | .703 | 1161-52.8 | 379-na |     |    | 1586 | 72.1 |
| Opponents | 22 | 551-1614 | .341 | 331-508 | .653 | 991-45.0  | 398-na |     |    | 1433 | 65.1 |
| 1958-59   |    |          |      |         |      |           |        |     |    |      |      |
| Auburn    | 22 | 593-1216 | .487 | 514/707 | .727 | 1004-45.6 | 385-na |     |    | 1700 | 77.3 |
| Opponents | 22 | 494-1429 | .346 | 330/492 | .668 | 828-37.2  | 404-na |     |    | 1318 | 59.9 |
| 1959-60   |    |          |      |         |      |           |        |     |    |      |      |
| Auburn    | 22 | 532-1022 | .521 | 424-549 | .772 | 802-36.5  | 307-na |     |    | 1488 | 67.6 |
| Opponents | 22 | 490-1230 | .397 | 298-423 | .704 | 678-30.8  | 399-na |     |    | 1278 | 58.1 |
| 1960-61   |    |          |      |         |      |           |        |     |    |      |      |
| Auburn    | 22 | 500-1018 | .491 | 407-544 | .748 | 791-33.0  | 334-na |     |    | 1407 | 62.1 |
| Opponents | 22 | 483-1217 | .397 | 312-441 | .707 | 734-30.6  | 387-na |     |    | 1278 | 58.1 |
| 1961-62   |    |          |      |         |      |           |        |     |    |      |      |
| Auburn    | 24 | 542-1190 | .456 | 415-573 | .724 | 954-39.8  | 350-na |     |    | 1499 | 62.5 |
| Opponents | 24 | 487-1354 | .353 | 280-410 | .683 | 749-31.2  | 436-na |     |    | 1254 | 52.3 |
| 1962-63   |    |          |      |         |      |           |        |     |    |      |      |
| Auburn    | 22 | 601-1191 | .504 | 356-501 | .710 | 911-41.4  | 369-na |     |    | 1558 | 70.8 |
| Opponents | 22 |          |      |         |      |           |        |     |    | 1312 | 59.6 |
| 1963-64   |    |          |      |         |      |           |        |     |    |      |      |
| Auburn    | 23 | 629-1348 | .467 | 384-558 | .688 | 1028-44.7 | 466-26 |     |    | 1642 | 71.3 |
| Opponents | 23 | 593-1431 | .414 | 417-614 | .687 | 899-39.1  | 445-20 |     |    | 1603 | 69.7 |
| 1964-65   |    |          |      |         |      |           |        |     |    |      |      |
| Auburn    | 25 | 699-1488 | .469 | 479-645 | .743 | 1111-44.4 | 553-na |     |    | 1877 | 75.1 |
| Opponents | 25 | 599-1441 | .415 | 489-719 | .621 | 916-36.6  | 481-na |     |    | 1685 | 67.4 |
| 1965-66   |    |          |      |         |      |           |        |     |    |      |      |
| Auburn    | 26 | 749-1606 | .465 | 476-601 | .792 | 1085-41.7 | 545-na | 325 |    | 1974 | 75.9 |
| Opponents | 26 | 695-1618 | .428 | 494-701 | .704 | 1027-39.5 | 465-na | 224 |    | 1884 | 72.4 |
| 1966-67   |    |          |      |         |      |           |        |     |    |      |      |
| Auburn    | 25 | 651-1322 | .492 | 478-657 | .727 | 1001-40.0 | 493-na | 304 |    | 1780 | 71.2 |
| Opponents | 25 | 598-1446 | .413 | 468-655 | .711 | 884-35.4  | 491-na | 178 |    | 1664 | 66.5 |
| 1967-68   |    |          |      |         |      |           |        |     |    |      |      |
| Auburn    | 26 | 649-1370 | .473 | 454-661 | .686 | 983-37.8  | 497-na | 404 |    | 1752 | 67.3 |
| Opponents | 26 | 653-1491 | .437 | 453-610 | .742 | 940-36.1  | 516-na | 282 |    | 1759 | 67.7 |
| 1968-69   |    |          |      |         |      |           |        |     |    |      |      |
| Auburn    | 25 | 734-1461 | .502 | 470-648 | .725 | 989-39.5  | 421-na | 428 |    | 1938 | 77.4 |
| Opponents | 25 | 730-1629 | .448 | 382-517 | .738 | 950-38.0  | 504-na | 331 |    | 1842 | 73.6 |
| 1969-70   |    |          |      |         |      |           |        |     |    |      |      |
| Auburn    | 26 | 756/1703 | .444 | 499/703 | .711 | 1209/46.5 | 441/na | 259 |    | 2011 | 77.3 |
| Opponents | 26 | 771/1782 | .432 | 393/552 | .711 | 1112/42.7 | 557/na | 265 |    | 1935 | 74.4 |



## Statistical Trends

|  | G  | FG-FGA     | PCT. | 3FG-A   | PCT. | FT-FTA  | PCT. | REB-AVG.  | PF-FO  | A   | TO  | BLK | STL | PTS  | AVG. |
|--|----|------------|------|---------|------|---------|------|-----------|--------|-----|-----|-----|-----|------|------|
| 1970-71  |    |            |      |         |      |         |      |           |        |     |     |     |     |      |      |
| Auburn   | 26 | 817-1766   | .462 |         |      | 502-673 | .745 | 1207-46.4 | 532-na | 275 |     |     |     | 2136 | 82.1 |
| Opponents  | 26 | 837-1842   | .454 |         |      | 555-766 | .724 | 1129-43.8 | 522-na | 284 |     |     |     | 2229 | 85.7 |
| 1971-72  |    |            |      |         |      |         |      |           |        |     |     |     |     |      |      |
| Auburn   | 26 | 772-1633   | .473 |         |      | 485-672 | .722 | 1114-42.8 | 532-na | 282 |     |     |     | 2029 | 78.0 |
| Opponents  | 26 | 789-1752   | .450 |         |      | 523-720 | .726 | 1092-42.1 | 495-na | 328 |     |     |     | 2101 | 80.8 |
| 1972-73  |    |            |      |         |      |         |      |           |        |     |     |     |     |      |      |
| Auburn   | 26 | 741-1707   | .434 |         |      | 370-569 | .650 | 1157-44.5 | 518-26 | 314 |     |     |     | 1852 | 71.2 |
| Opponents  | 26 | 866-1888   | .459 |         |      | 327-483 | .677 | 1186-45.6 | 564-21 | 404 |     |     |     | 2059 | 79.2 |
| 1973-74  |    |            |      |         |      |         |      |           |        |     |     |     |     |      |      |
| Auburn   | 26 | 824-1951   | .422 |         |      | 395-559 | .706 | 1269-48.7 | 581-29 | 290 |     |     |     | 2043 | 78.5 |
| Opponents  | 26 | 869-1907   | .456 |         |      | 446-609 | .732 | 1159-44.5 | 549-17 | 346 |     |     |     | 2184 | 84.0 |
| 1974-75  |    |            |      |         |      |         |      |           |        |     |     |     |     |      |      |
| Auburn   | 26 | 870-1916   | .454 |         |      | 385-532 | .724 | 1292-49.7 | 557-20 | 319 |     |     |     | 2125 | 81.7 |
| Opponents  | 26 | 829-1946   | .426 |         |      | 377-551 | .684 | 1109-42.7 | 529-21 | 340 |     |     |     | 2035 | 78.3 |
| 1975-76  |    |            |      |         |      |         |      |           |        |     |     |     |     |      |      |
| Auburn   | 26 | 862-1774   | .486 |         |      | 391-558 | .701 | 1156-44.5 | 543-18 | 349 |     |     |     | 2115 | 81.3 |
| Opponents  | 26 | 819-1806   | .453 |         |      | 373-514 | .726 | 976-37.5  | 445-25 | 377 |     |     |     | 2011 | 77.3 |
| 1976-77  |    |            |      |         |      |         |      |           |        |     |     |     |     |      |      |
| Auburn   | 26 | 862-1792   | .481 |         |      | 368-509 | .723 | 1152-44.3 | 517-17 | 357 |     |     |     | 2092 | 80.5 |
| Opponents  | 26 | 827-1780   | .465 |         |      | 299-459 | .651 | 949-36.5  | 506-18 | 448 |     |     |     | 1953 | 75.1 |
| 1977-78  |    |            |      |         |      |         |      |           |        |     |     |     |     |      |      |
| Auburn   | 27 | 887-1818   | .488 |         |      | 441-582 | .758 | 1113-41.2 | 608-33 | 402 |     |     |     | 2215 | 82.0 |
| Opponents  | 27 | 889-1855   | .479 |         |      | 442-638 | .693 | 1024-37.9 | 555-17 | 437 |     |     |     | 2220 | 82.2 |
| 1978-79  |    |            |      |         |      |         |      |           |        |     |     |     |     |      |      |
| Auburn   | 29 | 842-1734   | .486 |         |      | 377-530 | .711 | 1014-35.0 | 588-27 | 381 |     |     |     | 2061 | 71.1 |
| Opponents  | 29 | 838-1711   | .490 |         |      | 425-599 | .710 | 980-33.8  | 540-26 | 411 |     |     |     | 2101 | 72.4 |
| 1979-80  |    |            |      |         |      |         |      |           |        |     |     |     |     |      |      |
| Auburn   | 28 | 746-1570   | .475 |         |      | 362-532 | .680 | 940-33.6  | 605-17 | 375 | 44  | 142 |     | 1854 | 66.2 |
| Opponents  | 28 | 716-1513   | .473 |         |      | 446-645 | .691 | 933-33.3  | 497-12 | 367 |     |     |     | 1878 | 67.1 |
| 1980-81  |    |            |      |         |      |         |      |           |        |     |     |     |     |      |      |
| Auburn   | 27 | 727-1505   | .483 |         |      | 317-481 | .659 | 912-33.8  | 592-19 | 338 | 392 | 47  | 145 | 1771 | 65.6 |
| Opponents  | 27 | 650-1400   | .464 |         |      | 473-660 | .717 | 871-32.3  | 519-17 | 311 |     |     |     | 1773 | 65.7 |
| 1981-82  |    |            |      |         |      |         |      |           |        |     |     |     |     |      |      |
| Auburn   | 28 | 789-1553   | .508 |         |      | 356-500 | .712 | 937-33.5  | 589-24 | 413 | 425 | 100 | 151 | 1934 | 69.1 |
| Opponents  | 28 | 712-1493   | .477 |         |      | 436-630 | .692 | 824-29.4  | 498-13 | 335 | 345 | 46  | 155 | 1860 | 66.4 |
| 1982-83  |    |            |      |         |      |         |      |           |        |     |     |     |     |      |      |
| Auburn   | 28 | 818-1641   | .498 |         |      | 349-510 | .684 | 1024-36.6 | 563-24 | 444 | 502 | 88  | 158 | 1985 | 70.9 |
| Opponents  | 28 | 764-1630   | .469 |         |      | 421-619 | .680 | 917-32.8  | 520-20 | 368 | 408 | 82  | 213 | 1949 | 69.6 |
| 1983-84  |    |            |      |         |      |         |      |           |        |     |     |     |     |      |      |
| Auburn   | 31 | 908-1752   | .518 |         |      | 442-649 | .681 | 1145-36.9 | 531-15 | 481 | 532 | 85  | 216 | 2258 | 72.8 |
| Opponents  | 31 | 847-1818   | .481 |         |      | 357-512 | .697 | 882-28.5  | 602-24 | 462 | 436 | 66  | 233 | 2105 | 67.9 |
| 1984-85  |    |            |      |         |      |         |      |           |        |     |     |     |     |      |      |
| Auburn   | 34 | 1016-20400 | .498 |         |      | 358-556 | .644 | 1301-38.3 | 554-13 | 464 | 479 | 118 | 224 | 2390 | 70.3 |
| Opponents  | 34 | 938-2003   | .468 |         |      | 342-530 | .645 | 1061-31.2 | 580-15 | 361 | 408 | 54  | 217 | 2218 | 65.2 |
| 1985-86  |    |            |      |         |      |         |      |           |        |     |     |     |     |      |      |
| Auburn   | 33 | 977-1934   | .505 |         |      | 425-567 | .750 | 1156-35.0 | 489-8  | 526 | 439 | 94  | 191 | 2379 | 72.1 |
| Opponents  | 33 | 953-2005   | .475 |         |      | 288-411 | .701 | 1021-30.9 | 529-8  | 466 | 396 | 45  | 198 | 2194 | 66.5 |
| 1986-87  |    |            |      |         |      |         |      |           |        |     |     |     |     |      |      |
| 3-point line is 19'-9" this year through 2007-08; moved to 20'-9" in 2008-09 |    |            |      |         |      |         |      |           |        |     |     |     |     |      |      |
| Auburn   | 31 | 955-1927   | .496 | 107-284 | .475 | 460-632 | .728 | 1228-39.6 | 553-18 | 501 | 398 | 114 | 210 | 2477 | 79.9 |
| Opponents  | 31 | 883-1919   | .460 | 168-431 | .382 | 390-546 | .714 | 992-32.0  | 531-12 | 378 | 438 | 79  | 227 | 2324 | 75.0 |
| 1987-88  |    |            |      |         |      |         |      |           |        |     |     |     |     |      |      |
| Auburn   | 30 | 884-1863   | .475 | 148-416 | .356 | 406-527 | .770 | 1203-40.1 | 479-12 | 518 | 478 | 83  | 208 | 2322 | 77.4 |
| Opponents  | 30 | 843-1877   | .449 | 166-435 | .382 | 308-481 | .640 | 977-32.6  | 527-10 | 399 | 389 | 58  | 264 | 2160 | 72.0 |
| 1988-89  |    |            |      |         |      |         |      |           |        |     |     |     |     |      |      |
| Auburn   | 28 | 813-1749   | .465 | 130-375 | .347 | 370-564 | .656 | 1138-40.6 | 554-21 | 452 | 513 | 83  | 203 | 2126 | 75.9 |
| Opponents  | 28 | 838-1791   | .468 | 138-352 | .392 | 412-593 | .695 | 1008-36.0 | 536-10 | 428 | 400 | 95  | 275 | 2226 | 79.5 |
| 1989-90  |    |            |      |         |      |         |      |           |        |     |     |     |     |      |      |
| Auburn   | 31 | 865-1863   | .464 | 139-383 | .363 | 541-776 | .697 | 1171-37.8 | 675-23 | 430 | 525 | 74  | 258 | 2410 | 77.7 |
| Opponents  | 31 | 900-1889   | .476 | 150-402 | .373 | 525-782 | .671 | 1148-37.0 | 670-12 | 455 | 496 | 152 | 274 | 2475 | 79.8 |
| 1990-91  |    |            |      |         |      |         |      |           |        |     |     |     |     |      |      |
| Auburn   | 29 | 799-1791   | .446 | 174-462 | .377 | 412-626 | .658 | 1083-37.3 | 635-23 | 425 | 516 | 90  | 212 | 2184 | 75.3 |
| Opponents  | 29 | 811-1726   | .470 | 116-336 | .345 | 564-812 | .695 | 1085-37.4 | 578-15 | 401 | 470 | 133 | 267 | 2302 | 79.4 |
| 1991-92  |    |            |      |         |      |         |      |           |        |     |     |     |     |      |      |
| Auburn   | 27 | 877-1715   | .511 | 182-403 | .452 | 401-612 | .655 | 978-36.2  | 545-13 | 463 | 438 | 82  | 189 | 2337 | 86.6 |
| Opponents  | 27 | 849-1744   | .487 | 135-407 | .332 | 468-675 | .693 | 985-36.5  | 510-8  | 432 | 426 | 99  | 202 | 2301 | 85.2 |



## Statistical Trends

|           | G  | FG-FGA   | PCT. | 3FG-A   | PCT. | FT-FTA  | PCT. | REB-AVG.  | PF-FO  | A   | TO  | BLK | STL | PTS  | AVG. |
|-----------|----|----------|------|---------|------|---------|------|-----------|--------|-----|-----|-----|-----|------|------|
| 1992-93   |    |          |      |         |      |         |      |           |        |     |     |     |     |      |      |
| Auburn    | 27 | 815-1627 | .501 | 161-413 | .390 | 380-540 | .704 | 969-35.9  | 478-12 | 423 | 433 | 75  | 166 | 2171 | 80.4 |
| Opponents | 27 | 784-1696 | .462 | 136-399 | .341 | 353-508 | .695 | 922-34.1  | 518-14 | 374 | 398 | 70  | 180 | 2057 | 76.2 |
| 1993-94   |    |          |      |         |      |         |      |           |        |     |     |     |     |      |      |
| Auburn    | 28 | 854-1689 | .506 | 182-479 | .380 | 398-610 | .652 | 1069-38.2 | 544-23 | 457 | 489 | 69  | 129 | 2288 | 81.7 |
| Opponents | 28 | 843-1830 | .461 | 161-446 | .361 | 419-611 | .686 | 964-34.4  | 548-13 | 394 | 376 | 75  | 162 | 2266 | 80.9 |
| 1994-95   |    |          |      |         |      |         |      |           |        |     |     |     |     |      |      |
| Auburn    | 29 | 784-1662 | .472 | 222-606 | .366 | 440-615 | .715 | 1049-35.2 | 513-14 | 493 | 495 | 70  | 216 | 2230 | 76.9 |
| Opponents | 29 | 794-1808 | .439 | 214-622 | .344 | 322-530 | .608 | 1046-36.1 | 543-19 | 454 | 454 | 94  | 230 | 2124 | 73.2 |
| 1995-96   |    |          |      |         |      |         |      |           |        |     |     |     |     |      |      |
| Auburn    | 32 | 814-1868 | .436 | 287-806 | .356 | 463-686 | .675 | 1188-37.1 | 536-10 | 482 | 551 | 88  | 251 | 2378 | 74.3 |
| Opponents | 32 | 853-1958 | .436 | 195-581 | .336 | 382-560 | .682 | 1166-36.4 | 614-20 | 503 | 503 | 105 | 256 | 2283 | 71.3 |
| 1996-97   |    |          |      |         |      |         |      |           |        |     |     |     |     |      |      |
| Auburn    | 31 | 730-1759 | .415 | 212-703 | .302 | 384-596 | .644 | 1150-37.1 | 569-13 | 387 | 506 | 103 | 245 | 2056 | 66.3 |
| Opponents | 31 | 718-1742 | .412 | 159-470 | .338 | 422-611 | .691 | 1093-35.3 | 562-19 | 352 | 504 | 80  | 215 | 2017 | 65.1 |
| 1997-98   |    |          |      |         |      |         |      |           |        |     |     |     |     |      |      |
| Auburn    | 30 | 743-1766 | .421 | 197-608 | .324 | 385-596 | .646 | 1183-39.4 | 560-20 | 372 | 492 | 152 | 215 | 2068 | 68.9 |
| Opponents | 30 | 698-1735 | .402 | 201-579 | .347 | 422-605 | .698 | 1054-35.1 | 569-5  | 381 | 465 | 94  | 214 | 2019 | 67.3 |
| 1998-99   |    |          |      |         |      |         |      |           |        |     |     |     |     |      |      |
| Auburn    | 33 | 974-2245 | .434 | 234-672 | .348 | 498-766 | .650 | 1452-44.0 | 628-10 | 461 | 425 | 112 | 327 | 2680 | 81.2 |
| Opponents | 33 | 714-1803 | .396 | 188-577 | .326 | 417-667 | .625 | 1150-34.8 | 672-26 | 370 | 657 | 98  | 180 | 2033 | 61.6 |
| 1999-2000 |    |          |      |         |      |         |      |           |        |     |     |     |     |      |      |
| Auburn    | 34 | 874-2118 | .413 | 227-695 | .327 | 448-684 | .655 | 1335-39.3 | 582-16 | 438 | 452 | 110 | 247 | 2423 | 71.3 |
| Opponents | 34 | 785-1915 | .410 | 210-662 | .317 | 408-596 | .685 | 1205-35.4 | 648-13 | 390 | 556 | 113 | 189 | 2188 | 64.4 |
| 2000-01   |    |          |      |         |      |         |      |           |        |     |     |     |     |      |      |
| Auburn    | 32 | 917-2043 | .449 | 198-642 | .308 | 445-684 | .651 | 1243-38.8 | 629-26 | 495 | 450 | 155 | 265 | 2477 | 77.4 |
| Opponents | 32 | 816-1930 | .423 | 218-660 | .330 | 488-714 | .683 | 1217-38.0 | 646-17 | 489 | 526 | 99  | 219 | 2338 | 73.1 |
| 2001-02   |    |          |      |         |      |         |      |           |        |     |     |     |     |      |      |
| Auburn    | 28 | 659-1575 | .418 | 163-517 | .315 | 354-597 | .593 | 1011-36.1 | 571-10 | 371 | 503 | 152 | 229 | 1835 | 65.5 |
| Opponents | 28 | 653-1624 | .402 | 151-500 | .302 | 408-599 | .681 | 1055-37.7 | 542-10 | 349 | 473 | 74  | 239 | 1865 | 66.6 |
| 2002-03   |    |          |      |         |      |         |      |           |        |     |     |     |     |      |      |
| Auburn    | 34 | 879-1890 | .465 | 198-573 | .346 | 452-685 | .660 | 1200-35.3 | 561-9  | 461 | 540 | 178 | 269 | 2408 | 70.8 |
| Opponents | 34 | 809-1939 | .417 | 230-702 | .328 | 387-571 | .678 | 1131-33.3 | 661-17 | 422 | 539 | 101 | 269 | 2235 | 65.7 |
| 2003-04   |    |          |      |         |      |         |      |           |        |     |     |     |     |      |      |
| Auburn    | 28 | 700-1598 | .438 | 185-543 | .341 | 375-566 | .663 | 1040-37.1 | 472-3  | 427 | 446 | 134 | 244 | 1960 | 70.0 |
| Opponents | 28 | 663-1529 | .434 | 195-534 | .365 | 315-474 | .665 | 911-32.5  | 555-12 | 363 | 459 | 78  | 228 | 1836 | 65.6 |
| 2004-05   |    |          |      |         |      |         |      |           |        |     |     |     |     |      |      |
| Auburn    | 31 | 757-1794 | .422 | 259-755 | .343 | 418-576 | .726 | 1027-33.1 | 624-26 | 402 | 449 | 60  | 228 | 2191 | 70.7 |
| Opponents | 31 | 837-1788 | .468 | 227-636 | .357 | 431-653 | .660 | 1166-37.6 | 520-10 | 456 | 469 | 117 | 235 | 2332 | 75.2 |
| 2005-06   |    |          |      |         |      |         |      |           |        |     |     |     |     |      |      |
| Auburn    | 28 | 654-1509 | .433 | 194-545 | .356 | 334-529 | .631 | 924-33.0  | 552-16 | 378 | 446 | 118 | 226 | 1836 | 65.6 |
| Opponents | 28 | 654-1480 | .442 | 193-553 | .349 | 395-585 | .675 | 959-34.2  | 484-15 | 378 | 450 | 108 | 210 | 1896 | 67.7 |
| 2006-07   |    |          |      |         |      |         |      |           |        |     |     |     |     |      |      |
| Auburn    | 32 | 851-1876 | .454 | 235-701 | .335 | 403-639 | .631 | 1164-36.4 | 613-26 | 532 | 526 | 130 | 270 | 2340 | 73.1 |
| Opponents | 32 | 827-1853 | .446 | 253-678 | .373 | 400-624 | .641 | 1140-35.6 | 574-0  | 459 | 513 | 106 | 252 | 2307 | 72.1 |
| 2007-08   |    |          |      |         |      |         |      |           |        |     |     |     |     |      |      |
| Auburn    | 30 | 777-1698 | .458 | 229-674 | .340 | 358-535 | .669 | 971-32.4  | 492-15 | 453 | 408 | 74  | 259 | 2141 | 71.4 |
| Opponents | 30 | 804-1672 | .481 | 257-685 | .375 | 318-469 | .678 | 1004-33.5 | 502-10 | 452 | 453 | 109 | 174 | 2183 | 72.8 |
| 2008-09   |    |          |      |         |      |         |      |           |        |     |     |     |     |      |      |
| Auburn    | 36 | 928-2116 | .439 | 278-832 | .334 | 486-802 | .606 | 1323-36.8 | 674-8  | 507 | 470 | 123 | 327 | 2620 | 72.8 |
| Opponents | 36 | 811-1992 | .407 | 260-788 | .330 | 472-721 | .655 | 1326-36.8 | 661-13 | 415 | 586 | 102 | 236 | 2354 | 65.4 |
| 2009-10   |    |          |      |         |      |         |      |           |        |     |     |     |     |      |      |
| Auburn    | 32 | 850-1913 | .444 | 271-819 | .331 | 451-689 | .655 | 1121-35.0 | 635-22 | 419 | 437 | 90  | 252 | 2422 | 75.7 |
| Opponents | 32 | 830-1818 | .457 | 223-630 | .354 | 490-687 | .713 | 1137-35.5 | 586-?  | 428 | 484 | 118 | 212 | 2373 | 74.2 |
| 2010-11   |    |          |      |         |      |         |      |           |        |     |     |     |     |      |      |
| Auburn    | 31 | 675-1695 | .398 | 148-465 | .318 | 435-663 | .656 | 1067-34.4 | 641-16 | 349 | 440 | 100 | 242 | 1933 | 62.4 |
| Opponents | 31 | 674-1583 | .426 | 220-654 | .336 | 483-714 | .676 | 1095-35.3 | 586-24 | 414 | 477 | 146 | 216 | 2051 | 66.2 |
| 2011-12   |    |          |      |         |      |         |      |           |        |     |     |     |     |      |      |
| Auburn    | 31 | 696-1669 | .417 | 156-517 | .302 | 394-608 | .648 | 1063-34.3 | 573-10 | 386 | 420 | 149 | 199 | 1942 | 62.6 |
| Opponents | 31 | 675-1651 | .409 | 203-584 | .348 | 430-627 | .686 | 1093-35.3 | 548-11 | 382 | 440 | 120 | 221 | 1983 | 64.0 |
| 2012-13   |    |          |      |         |      |         |      |           |        |     |     |     |     |      |      |
| Auburn    | 32 | 726-1777 | .409 | 183-589 | .311 | 439-627 | .700 | 1094-34.2 | 657-15 | 396 | 427 | 124 | 222 | 2074 | 64.8 |
| Opponents | 32 | 738-1717 | .430 | 230-666 | .345 | 495-738 | .671 | 1126-35.2 | 588-6  | 431 | 430 | 117 | 211 | 2201 | 68.8 |
| 2013-14   |    |          |      |         |      |         |      |           |        |     |     |     |     |      |      |
| Auburn    | 30 | 723-1656 | .437 | 172-554 | .310 | 526-730 | .721 | 1022-34.1 | 647-22 | 649 | 363 | 134 | 183 | 2144 | 71.5 |
| Opponents | 30 | 695-1615 | .430 | 219-566 | .387 | 546-787 | .694 | 1053-35.1 | 613-0  | 417 | 381 | 108 | 174 | 2155 | 71.8 |





Single-Game Superlatives

**MOST POINTS SCORED BY AUBURN**

1. 141 vs. Troy State (116), Dec. 11, 1991, at Auburn
2. 121 vs. Alabama (78), Feb. 14, 1970, at Auburn
3. 120 vs. South Alabama (67), Nov. 27, 1987, at Birmingham, Ala.
4. 117 vs. VCU (72), Mar. 3, 1975, at Auburn
5. 115 vs. LSU (67), Feb. 14, 1959, at Auburn
6. 114 vs. Southeastern Louisiana (60), Nov. 13, 1998, at Auburn
7. 113 vs. Troy State (86), Dec. 9, 1993, at Auburn
8. 112 vs. Oklahoma St. (94), Dec. 10, 1977, at Huntington, W. Va.
9. 111 vs. Jacksonville State (54), Dec. 2, 1958, at Auburn
10. 110 vs. LSU (94), Feb. 24, 1975, at Auburn

**FEWEST POINTS SCORED BY AUBURN SHOT-CLOCK ERA**

1. 35 vs. Vanderbilt (65), Jan. 7, 2012, at Nashville, Tenn.
2. 40 vs. South Florida (45), Jan. 20, 2011, at Auburn, Ala.
3. 41 vs. Pittsburgh (78), Dec. 4, 2004, at Pittsburgh, Pa.
4. 42 vs. Temple (68), Nov. 11, 1997, at Albuquerque, N.M.  
42 vs. Arkansas (75), Feb. 11, 1997, at Fayetteville, Ark.
6. 43 vs. Alabama (61), Feb. 26, 2013, at Tuscaloosa, Ala.
- 43 vs. Long Beach State (64), Dec. 23, 2012, at Honolulu, Hawaii  
43 vs. Tennessee (35), Jan. 15, 1997, at Auburn, Ala.
9. 45 vs. Mississippi State (67), Feb. 19, 2003, at Starkville, Miss.
10. 46 vs. Alabama (69), Jan. 17, 2004, at Tuscaloosa, Ala.  
46 vs. Ole Miss (57), Feb. 1, 1997, at Oxford, Miss.

**FEWEST POINTS SCORED BY AUBURN ALL-TIME**

1. 3 vs. Columbus YMCA (74), Jan. 9, 1914, at Columbus, Ga.
2. 4 vs. Talladega Athletic Club (31), Feb. 3, 1916, at Talladega, Ala.
3. 6 vs. Georgia Tech (12), Feb. 23, 1914, at Auburn
4. 7 vs. Mercer (31), Jan. 13, 1922, at Macon, Ga.
5. 8 vs. Columbus YMCA (44), 1909-10 season, at Columbus, Ga.
6. 9 vs. Bessemer Athletic Club (31), Feb. 5, 1913, at Bessemer, Ala.  
9 vs. Birmingham Athletic Club (27), 1911-12 season
8. 10 vs. Washington & Lee (34), 1919-20 season, Lexington, Va.
9. 11 vs. Camp Benning (19), Jan. 17, 1921, at Columbus, Ga.  
11 vs. Mississippi State (32), Jan. 23, 1915, at Starkville, Miss.  
11 vs. Columbus YMCA (41), Feb. 14, 1914, at Auburn

**MOST POINTS ALLOWED BY AUBURN**

1. 119 by Kentucky (Auburn 76), Feb. 10, 1975, at Lexington, Ky.
2. 117 by Arkansas (Auburn 105), Jan. 15, 1994, at Auburn
3. 116 by Troy State (Auburn 141), Dec. 11, 1991, at Auburn
4. 115 by Kentucky (Auburn 78), Jan. 29, 1966, at Lexington, Ky.
5. 114 by Kentucky (Auburn 93), Mar. 2, 1991, at Lexington, Ky.  
114 by Kentucky (Auburn 76), Feb. 1, 1971, at Lexington, Ky.
7. 111 by Northwestern St. (Auburn 92), Nov. 15, 2013 at Auburn, Ala.
8. 110 by Arkansas (Auburn 92), Jan. 4, 1992, at Fayetteville, Ark.
9. 109 by Kentucky (Auburn 79), Feb. 27, 1954, at Montgomery, Ala.
10. 108 by Ole Miss (Auburn 96), Dec. 12, 1970, at Oxford, Miss.

**FEWEST POINTS ALLOWED BY AUBURN - SHOT-CLOCK ERA**

1. 32 by Tuskegee (Auburn 75), Dec. 17, 2008, at Auburn, Ala.
2. 35 by Coppin State (Auburn 63), Dec. 13, 1999, at Auburn, Ala.  
35 by Tennessee (Auburn 43), Jan. 15, 1997, at Auburn, Ala.
4. 37 by Alabama (Auburn 49), Feb. 6, 2013, at Auburn, Ala.  
37 by Arkansas (Auburn 52), Jan. 11, 2003, at Fayetteville, Ark.
6. 38 by UNC-Asheville (Auburn 83), Dec. 20, 2001, at Auburn, Ala.
7. 40 by South Florida (Auburn 52), Dec. 14, 2011, at Auburn, Ala.  
40 by Alabama A&M (Auburn 82), Dec. 29, 2008, at Auburn, Ala.  
40 by Alabama (Auburn 94), Jan. 18, 1998, at Auburn, Ala.
10. 41 by Bethune-Cookman (Auburn 67), Jan. 2, 2012, at Auburn, Ala.  
41 by Winthrop (Auburn 80), Mar. 11, 1999, at Indianapolis, Ind.

**FEWEST POINTS ALLOWED BY AUBURN ALL-TIME**

1. 6 by Marion (Auburn 38), Feb. 5, 1916, at Marion  
6 by Georgia Tech (Auburn 26), Feb. 17, 1906, at Atlanta, Ga.
3. 7 by Vanderbilt (Auburn 27), Jan. 28, 1921, at Nashville, Tenn.  
7 by Tulane (Auburn 27), Jan. 19, 1906, at Auburn
5. 8 by West Point Athletic Club (Auburn 38), 1919-20 season  
8 by Birmingham H.S. (Auburn 31), 1911-12 season  
8 by Georgia Tech (Auburn 24), Feb. 4, 1909, at Atlanta, Ga.
8. 9 by Camp Benning (Auburn 68), Jan. 25, 1919, at Auburn  
9 by Augusta Athletic Assoc. (Auburn 37), Jan. 27, 1909, at Auburn  
9 by Mercer (Auburn 48), 1906-07 season

Biggest Wins

| Margin       | Date                | Team (Site)              | AU-Opp. |
|--------------|---------------------|--------------------------|---------|
| 79 pts. .... | 1927-28 season .... | White's Business College | 92-13   |
| 65 pts. .... | Jan. 17, 1914       | Wetumpka Ath. Club (H)   | 82-17   |
| 59 pts. .... | Dec. 30, 1957       | Howard College (H)       | 106-47  |
| 59 pts. .... | Jan. 25, 1919       | Camp Benning             | 68-99   |
| 58 pts. .... | Dec. 3, 1963        | Howard College (H)       | 102-44  |
| 57 pts. .... | Dec. 20, 1999       | Puerto Rico-Mayaguez (A) | 109-52  |
| 57 pts. .... | Dec. 2, 1958        | Jacksonville State (H)   | 111-54  |
| 56 pts. .... | Feb. 15, 1906       | Mercer                   | 64-8    |
| 56 pts. .... | Nov. 21, 1999       | Arkansas-Pine Bluff (H)  | 100-44  |
| 55 pts. .... | Jan. 2, 2000        | Stony Brook (H)          | 100-45  |

| Margin       | Date          | Team (Site)                | AU-Opp. |
|--------------|---------------|----------------------------|---------|
| 54 pts. .... | Jan. 18, 1998 | Alabama (H)                | 94-40   |
| 54 pts. .... | Nov. 13, 1998 | Southeastern Louisiana (H) | 114-60  |
| 53 pts. .... | Dec. 29, 1998 | Bethune-Cookman (H)        | 99-46   |
| 53 pts. .... | Nov. 27, 1987 | South Alabama (BHAM)       | 120-67  |
| 50 pts. .... | Dec. 16, 1976 | VCU (A)                    | 109-59  |
| 49 pts. .... | Nov. 29, 2003 | Grambling State (HUNTS)    | 105-56  |
| 49 pts. .... | Dec. 3, 1957  | Jacksonville State (H)     | 89-50   |
| 49 pts. .... | Jan. 29, 1928 | Tennessee (H)              | 63-14   |
| 49 pts. .... | Jan. 11, 1919 | Montgomery YMCA            | 59-10   |

Biggest Losses

| Margin       | Date          | Team (Site)           | AU-Opp. |
|--------------|---------------|-----------------------|---------|
| 80 pts. .... | Jan. 10, 1913 | Georgia (A)           | 12-92   |
| 72 pts. .... | Jan. 19, 1917 | Georgia               | 18-90   |
| 71 pts. .... | Jan. 9, 1914  | Columbus YMCA (A)     | 3-74    |
| 67 pts. .... | Feb. 7, 1916  | Georgia (A)           | 14-81   |
| 66 pts. .... | Feb. 28, 1947 | Kentucky (LOU*)       | 18-84   |
| 64 pts. .... | Jan. 16, 1914 | Georgia (A)           | 16-80   |
| 50 pts. .... | Jan. 10, 1914 | Atlanta Ath. Club (A) | 20-70   |
| 48 pts. .... | Dec. 30, 1953 | Vanderbilt (A)        | 48-96   |
| 47 pts. .... | Feb. 21, 1914 | Mercer (A)            | 13-60   |

| Margin       | Date          | Team (Site)     | AU-Opp. |
|--------------|---------------|-----------------|---------|
| 46 pts. .... | Jan. 10, 1913 | Georgia (H)     | 21-67   |
| 45 pts. .... | Jan. 19, 1974 | Vanderbilt (A)  | 51-96   |
| 45 pts. .... | Feb. 28, 1946 | Kentucky (LOU*) | 24-69   |
| 44 pts. .... | Jan. 5, 1951  | Kentucky (A)    | 35-79   |
| 43 pts. .... | Feb. 10, 1975 | Kentucky (A)    | 76-119  |
| 43 pts. .... | Dec. 18, 1972 | Dayton (A)      | 63-106  |
| 42 pts. .... | Mar. 7, 1997  | Kentucky (MEM*) | 50-92   |
| 41 pts. .... | Mar. 2, 2005  | Alabama (A)     | 53-94   |

\*SEC Tournament: Louisville, Ky.; Memphis, Tenn.



Year-by-Year Scores

1905-06 Won 5, Lost 1, Tied 1

COACH: Mike Donahue  
CAPTAIN: Frank Jones

|         |                              | AU | Opp. |
|---------|------------------------------|----|------|
| Jan. 19 | Tulane (H)                   | 27 | 7    |
| Feb. 7  | Montgomery YMCA (H)          | 29 | 12   |
| Feb. 7  | Columbus YMCA (H)            | 16 | 18   |
| Feb. 15 | Mercer (H)                   | 64 | 8    |
| Feb. 16 | Atlanta Athletic Club (A)    | 28 | 17   |
| Feb. 17 | Georgia Tech (A)             | 26 | 6    |
| Mar. 16 | Birmingham Athletic Club (A) | 14 | 14   |

1906-07 Won 4, Lost 2

COACH: Mike Donahue  
CAPTAIN: C.W. Woodruff

|         |                              | AU | Opp. |
|---------|------------------------------|----|------|
| Jan. 19 | Tulane                       | 35 | 15   |
|         | Mercer                       | 48 | 9    |
| Feb. 14 | Columbus YMCA (ot) (H)       | 29 | 27   |
| Feb. 16 | Birmingham Athletic Club (A) | 23 | 29   |
| Feb. 26 | Columbus YMCA (A)            | 16 | 11   |
|         | Birmingham Athletic Club     | 20 | 21   |

1907-08 Won 6, Lost 5

COACH: Mike Donahue  
CAPTAIN: R.Y. Ware

|         |                              | AU | Opp. |
|---------|------------------------------|----|------|
| Feb. 5  | Montgomery YMCA (A)          | 25 | 18   |
|         | Columbus YMCA (A)            | 32 | 37   |
| Feb. 8  | Birmingham Athletic Club (H) | 26 | 14   |
| Feb. 15 | Birmingham Athletic Club (A) | 21 | 25   |
| Feb. 16 | Bessemer Athletic Club (A)   | 34 | 13   |
|         | Wetumpka Athletic Club (H)   | 47 | 11   |
|         | Montgomery YMCA              | 21 | 27   |
|         | Wake Forest                  | 38 | 13   |
| Feb. 22 | Montgomery YMCA (H)          | 27 | 31   |
| Mar. 2  | Columbus YMCA (H)            | 19 | 33   |
|         | Georgia (N1)                 | 34 | 20   |

1908-09 Won 4, Lost 3

COACH: Mike Donahue  
CAPTAIN: T.C. Locke

|         |                             | AU | Opp. |
|---------|-----------------------------|----|------|
|         | Georgia (A)                 | 37 | 48   |
| Jan. 8  | Columbus YMCA (H)           | 14 | 41   |
| Jan. 16 | Bessemer Athletic Club (H)  | 14 | 17   |
| Jan. 18 | Tulane (H)                  | 29 | 15   |
| Jan. 27 | Augusta Athletic Assoc. (H) | 37 | 9    |
| Feb. 4  | Georgia Tech (A)            | 24 | 8    |
|         | Mercer (A)                  | 26 | 23   |

1909-10 Won 11, Lost 6

COACH: Mike Donahue  
CAPTAIN: S. Gordy

|  |                              | AU | Opp. |
|--|------------------------------|----|------|
|  | Wetumpka Athletic Club (H)   | 56 | 12   |
|  | Columbus YMCA (A)            | 8  | 44   |
|  | Mercer (A)                   | 38 | 20   |
|  | Georgia (A)                  | 35 | 40   |
|  | Atlanta Athletic Club (A)    | 23 | 44   |
|  | Mercer (H)                   | 56 | 19   |
|  | Bessemer Athletic Club (H)   | 26 | 18   |
|  | Birmingham Athletic Club (A) | 31 | 33   |
|  | Bessemer Athletic Club (A)   | 23 | 10   |
|  | Birmingham YMCA (A)          | 12 | 23   |
|  | Birmingham H.S. (H)          | 29 | 16   |
|  | Georgia (H)                  | 56 | 21   |
|  | Birmingham Ath. Club (H)     | 31 | 19   |
|  | Montgomery YMCA (H)          | 24 | 16   |
|  | Columbus YMCA (H)            | 16 | 42   |
|  | Montgomery YMCA (A)          | 26 | 17   |
|  | Birmingham Ath. Club (A)     | 26 | 19   |

1910-11 Won 3, Lost 5

COACH: Mike Donahue  
CAPTAIN: L.A. Scarbrough

|  |                          | AU | Opp. |
|--|--------------------------|----|------|
|  | Columbus YMCA            | 33 | 45   |
|  | Georgia (A)              | 24 | 26   |
|  | Birmingham Athletic Club | 19 | 53   |

|  |                         |    |    |
|--|-------------------------|----|----|
|  | Bessemer Athletic Club  | 28 | 24 |
|  | Birmingham H.S.         | 21 | 28 |
|  | Birmingham YMCA         | 27 | 30 |
|  | Texas                   | 45 | 27 |
|  | Nashville Athletic Club | 36 | 34 |

1911-12 Won 2, Lost 6

COACH: Mike Donahue  
CAPTAIN: E.A. Major

|         |                          | AU | Opp. |
|---------|--------------------------|----|------|
|         | Columbus YMCA            | 12 | 19   |
|         | Atlanta Athletic Club    | 22 | 60   |
|         | Georgia (A)              | 19 | 40   |
|         | Birmingham Athletic Club | 26 | 35   |
|         | Birmingham H.S.          | 31 | 8    |
|         | Birmingham Athletic Club | 9  | 27   |
|         | Bessemer Athletic Club   | 19 | 20   |
| Feb. 10 | LSU (H)                  | 38 | 15   |

1912-13 Won 6, Lost 9

COACH: Mike Donahue

|         |                              | AU | Opp. |
|---------|------------------------------|----|------|
| Jan. 10 | Georgia (A)                  | 12 | 92   |
| Jan. 11 | Atlanta Athletic Club (A)    | 30 | 62   |
| Jan. 18 | Mercer (H)                   | 33 | 31   |
| Jan. 23 | Cumberland (H)               | 19 | 35   |
| Jan. 24 | Selma YMCA (A)               | 29 | 15   |
| Jan. 25 | Marion (A)                   | 26 | 15   |
| Feb. 5  | Bessemer Athletic Club (A)   | 9  | 31   |
| Feb. 6  | Birmingham Athletic Club (A) | 12 | 35   |
| Feb. 7  | Birmingham High School (A)   | 24 | 34   |
| Feb. 8  | Montgomery YMCA (H)          | 39 | 23   |
| Feb. 12 | Georgia Tech (A)             | 36 | 27   |
|         | Columbus YMCA (H)            | 13 | 77   |
| Feb. 22 | Georgia Tech (H)             | 23 | 19   |
| Mar. 1  | Mercer (A)                   | 19 | 36   |
| Mar. 1  | Georgia (H)                  | 21 | 67   |

1913-14 Won 3, Lost 10

COACH: Mike Donahue  
CAPTAIN: E.E. Clements

|         |                              | AU | Opp. |
|---------|------------------------------|----|------|
| Jan. 9  | Columbus YMCA (A)            | 3  | 74   |
| Jan. 10 | Atlanta Athletic Club (A)    | 20 | 70   |
| Jan. 16 | Georgia (A)                  | 16 | 80   |
| Jan. 17 | Wetumpka Ath. Club (H)       | 82 | 17   |
| Jan. 23 | Birmingham Athletic Club (H) | 19 | 42   |
| Jan. 24 | Montgomery YMCA (H)          | 24 | 20   |
| Jan. 30 | Bessemer Athletic Club (A)   | 27 | 68   |
| Jan. 31 | Mercer (H)                   | 25 | 23   |
| Feb. 14 | Columbus YMCA (H)            | 11 | 41   |
| Feb. 20 | Georgia Tech (A)             | 12 | 50   |
| Feb. 21 | Mercer (A)                   | 13 | 60   |
| Feb. 23 | Georgia Tech (H)             | 6  | 21   |
| Feb. 28 | Georgia (H)                  | 15 | 46   |

1914-15 Won 3, Lost 5

COACH: Mike Donahue  
CAPTAIN: E.E. Clements

|         |                           | AU | Opp. |
|---------|---------------------------|----|------|
| Jan. 18 | Atlanta Athletic Club (A) | 29 | 43   |
| Jan. 22 | Mississippi State (A)     | 16 | 44   |
| Jan. 23 | Mississippi State (A)     | 11 | 32   |
| Jan. 30 | Atlanta Athletic Club (A) | 18 | 76   |
| Feb. 22 | Mississippi State (H)     | 19 | 18   |
| Feb. 23 | Mississippi State (H)     | 21 | 17   |
| Feb. 26 | Mobile YMCA (H)           | 29 | 22   |
| Feb. 27 | Columbus YMCA (A)         | 29 | 51   |

1915-16 Won 3, Lost 5

COACH: Mike Donahue  
CAPTAIN: W.C. Payne

|         |                             | AU | Opp. |
|---------|-----------------------------|----|------|
| Jan. 21 | Marion (H)                  | 24 | 27   |
| Jan. 21 | Montgomery YMCA (H)         | 16 | 29   |
| Feb. 3  | Talladega Athletic Club (A) | 4  | 31   |
| Feb. 5  | Marion (A)                  | 18 | 6    |
| Feb. 7  | Georgia (A)                 | 14 | 81   |
| Feb. 8  | Georgia (H)                 | 18 | 45   |
| Feb. 10 | LSU (H)                     | 24 | 23   |
| Feb. 10 | Montgomery YMCA (H)         | 58 | 18   |

1916-17 Won 2, Lost 2

COACH: Mike Donahue  
CAPTAIN: M.H. Floyd

|         |                 | AU | Opp. |
|---------|-----------------|----|------|
| Jan. 19 | Georgia (A)     | 18 | 90   |
| Jan. 26 | Marion (H)      | 38 | 18   |
| Jan. 31 | Montgomery YMCA | 43 | 25   |
| Feb. 13 | LSU (H)         | 13 | 37   |

1917-18 Won 2, Lost 3

COACH: Mike Donahue  
CAPTAIN: M.H. Floyd

|         |                              | AU | Opp. |
|---------|------------------------------|----|------|
|         | Birmingham College           | 27 | 24   |
| Jan. 18 | LSU (A)                      | 31 | 43   |
| Jan. 19 | LSU (A)                      | 27 | 34   |
| Jan. 20 | Birmingham Athletic Club (H) | 19 | 27   |
|         | Birmingham College           | 19 | 11   |

1918-19 Won 4, Lost 3

COACH: Mike Donahue

|         |                           | AU | Opp. |
|---------|---------------------------|----|------|
| Jan. 11 | Montgomery YMCA (H)       | 59 | 10   |
| Jan. 14 | Georgia (A)               | 25 | 20   |
| Jan. 18 | Atlanta Athletic Club (A) | 23 | 40   |
| Jan. 25 | Camp Benning (H)          | 68 | 9    |
| Jan. 29 | Georgia (H)               | 35 | 22   |
| Feb. 15 | Atlanta Athletic Club     | 26 | 36   |
| Feb. 12 | Birmingham Athletic Club  | 22 | 38   |

1919-20 Won 11, Lost 7

COACH: Mike Donahue  
CAPTAIN: Jimmy Wade

|         |                              | AU | Opp. |
|---------|------------------------------|----|------|
|         | West Point Athletic Club (A) | 38 | 8    |
|         | Montgomery YMCA (H)          | 55 | 19   |
|         | Georgia (A)                  | 16 | 31   |
| Jan. 22 | Georgia Tech (A)             | 29 | 24   |
|         | Birmingham Ath. Club (H)     | 27 | 21   |
|         | Atlanta Athletic Club (A)    | 19 | 57   |
|         | Clemson (A)                  | 60 | 12   |
|         | Charlotte YMCA (A)           | 30 | 36   |
|         | VMI (A)                      | 19 | 45   |
|         | Washington & Lee (A)         | 10 | 34   |
|         | Virginia (A)                 | 27 | 21   |
|         | VPI (A)                      | 20 | 26   |
|         | Atlanta Athletic Club (H)    | 24 | 44   |
| Feb. 13 | LSU (H)                      | 33 | 21   |
|         | Georgia (H)                  | 31 | 29   |
|         | Montgomery YMCA (A)          | 38 | 19   |
|         | Birmingham Ath. Club (A)     | 25 | 20   |
| Mar. 9  | Georgia Tech (H)             | 26 | 17   |

1920-21 Won 5, Lost 8

COACH: Mike Donahue  
CAPTAIN: H.B. Barks

|         |                              | AU | Opp. |
|---------|------------------------------|----|------|
| Jan. 11 | Mercer (ot) (H)              | 36 | 31   |
| Jan. 12 | Georgia (H)                  | 22 | 31   |
| Jan. 15 | Atlanta Athletic Club (A)    | 17 | 42   |
| Jan. 17 | Camp Benning (A)             | 11 | 19   |
| Jan. 22 | Georgia Tech (A)             | 30 | 28   |
| Jan. 28 | Vanderbilt (A)               | 27 | 7    |
| Jan. 29 | Kentucky (A)                 | 25 | 40   |
| Jan. 31 | Centre College (A)           | 24 | 42   |
| Feb. 5  | Georgia (A)                  | 23 | 29   |
| Feb. 12 | Birmingham Athletic Club (A) | 34 | 39   |
| Feb. 22 | Spring Hill (H)              | 41 | 32   |
| Mar. 3  | Clemson (N1)                 | 45 | 25   |
| Mar. 4  | Georgia (N1)                 | 24 | 32   |

(N1) Southern Conference Tournament, Atlanta, Ga.

1921-22 Won 5, Lost 8

COACH: Wilbur Hutsell  
CAPTAIN: Joe Harrison

|         |                           | AU | Opp. |
|---------|---------------------------|----|------|
| Jan. 13 | Mercer (A)                | 7  | 31   |
| Jan. 14 | Atlanta Athletic Club (A) | 12 | 42   |



Year-by-Year Scores

|         |                      |      |    |    |
|---------|----------------------|------|----|----|
| Jan. 21 | Clemson              | (H)  | 32 | 19 |
| Jan. 28 | Georgia Tech         | (A)  | 17 | 35 |
| Feb. 2  | Mercer               | (H)  | 26 | 28 |
| Feb. 4  | Birmingham Ath. Club | (A)  | 29 | 19 |
| Feb. 11 | Georgia Tech         | (H)  | 29 | 26 |
| Feb. 14 | Camp Benning         | (H)  | 17 | 30 |
| Feb. 18 | Birmingham Ath. Club | (H)  | 34 | 21 |
| Feb. 24 | Newberry             | (N1) | 32 | 21 |
| Feb. 27 | North Carolina       | (N1) | 27 | 32 |
|         | Georgia              | (A)  | 15 | 39 |
|         | Georgia              | (H)  | 17 | 31 |

(N1) Southern Conference Tournament, Atlanta, Ga.

**1922-23 Won 7, Lost 7**  
**COACH: Wilbur Hutsell**  
**CAPTAIN: Charlie Dudley**

|         |                          |      |    |      |
|---------|--------------------------|------|----|------|
|         |                          |      | AU | Opp. |
|         | West Point Athletic Club |      | 25 | 18   |
| Jan. 12 | Georgia Tech             | (A)  | 17 | 35   |
|         | Montgomery YMCA          |      | 37 | 22   |
|         | Wofford                  |      | 42 | 19   |
|         | Georgia                  | (A)  | 29 | 35   |
|         | Clemson                  |      | 19 | 24   |
|         | Wofford                  |      | 19 | 20   |
|         | Furman                   |      | 22 | 43   |
|         | Birmingham Athletic Club |      | 31 | 17   |
|         | Camp Benning             |      | 24 | 19   |
|         | Birmingham Athletic Club |      | 19 | 42   |
|         | Georgia                  | (H)  | 45 | 16   |
| Feb. 23 | Georgia Tech             | (H)  | 29 | 26   |
| Feb. 27 | Mercer                   | (N1) | 24 | 45   |

(N1) Southern Conference Tournament, Atlanta, Ga.

**1923-24 Won 4, Lost 9**  
**COACH: Wilbur Hutsell**

|         |                               |      |    |      |
|---------|-------------------------------|------|----|------|
|         |                               |      | AU | Opp. |
| Jan. 8  | Columbus YMCA                 |      | 36 | 19   |
| Jan. 11 | Georgia Tech                  | (A)  | 24 | 39   |
| Jan. 12 | Atlanta Athletic Club         |      | 22 | 31   |
| Jan. 16 | Camp Benning                  |      | 42 | 18   |
| Jan. 19 | Birmingham Athletic Club      |      | 44 | 23   |
| Jan. 25 | Tulane                        |      | 19 | 32   |
| Jan. 26 | Tulane                        |      | 22 | 27   |
| Jan. 30 | Georgia                       | (H)  | 17 | 32   |
| Feb. 5  | Georgia                       | (A)  | 18 | 33   |
| Feb. 9  | Georgia Tech                  | (H)  | 18 | 33   |
| Feb. 16 | Birmingham Athletic Club (ot) |      | 32 | 36   |
| Feb. 29 | Georgia Tech                  | (N1) | 35 | 29   |
| Mar. 1  | Alabama                       | (N1) | 19 | 40   |

(N1) Southern Conference Tournament, Atlanta, Ga.

**1924-25 Won 3, Lost 11**  
**COACH: Herb Bunker**

|         |                          |      |    |      |
|---------|--------------------------|------|----|------|
|         |                          |      | AU | Opp. |
| Dec. 18 | Mercer                   | (A)  | 21 | 28   |
| Dec. 19 | Albany YMCA              | (A)  | 21 | 28   |
| Jan. 5  | Tulane                   | (A)  | 18 | 33   |
| Jan. 6  | Tulane                   | (A)  | 31 | 45   |
| Jan. 13 | Camp Benning             | (H)  | 27 | 36   |
| Jan. 17 | Georgia Tech             | (H)  | 21 | 28   |
| Jan. 28 | Montgomery YMCA          | (H)  | 34 | 12   |
| Jan. 31 | Mercer                   | (H)  | 27 | 38   |
| Feb. 7  | Georgia Tech             | (A)  | 15 | 14   |
| Feb. 10 | Georgia                  | (A)  | 17 | 40   |
| Feb. 12 | Camp Benning             | (A)  | 38 | 36   |
| Feb. 14 | Birmingham Athletic Club | (A)  | 25 | 35   |
| Feb. 17 | Georgia                  | (H)  | 21 | 37   |
| Feb. 18 | Virginia                 | (N1) | 27 | 29   |

(N1) Southern Conference Tournament, Atlanta, Ga.

**1925-26 Won 5, Lost 10**  
**COACH: Mike Papke**  
**CAPTAIN: Bill McKinney**

|         |                          |     |    |      |
|---------|--------------------------|-----|----|------|
|         |                          |     | AU | Opp. |
| Dec. 6  | Howard                   | (A) | 32 | 16   |
|         | Birmingham-Southern      | (A) | 32 | 17   |
| Jan. 9  | Georgia Tech             | (H) | 32 | 28   |
| Jan. 11 | Howard                   | (H) | 35 | 21   |
| Jan. 23 | Birmingham Athletic Club | (A) | 27 | 44   |
| Jan. 28 | Mobile YMCA              | (A) | 17 | 19   |
| Jan. 29 | Tulane                   | (A) | 30 | 33   |
| Jan. 30 | Tulane                   | (A) | 31 | 52   |

|         |                      |      |    |    |
|---------|----------------------|------|----|----|
| Feb. 4  | Georgia              | (A)  | 28 | 49 |
| Feb. 5  | North Carolina State | (A)  | 36 | 43 |
| Feb. 6  | VMI                  | (A)  | 25 | 41 |
| Feb. 8  | Kentucky             | (A)  | 26 | 35 |
| Feb. 13 | Birmingham Ath. Club | (H)  | 39 | 32 |
| Feb. 19 | Georgia Tech         | (A)  | 18 | 28 |
| Feb. 26 | North Carolina State | (N1) | 26 | 32 |

(N1) Southern Conference Tournament, Atlanta, Ga.

**1926-27 Won 13, Lost 6**  
**COACH: Mike Papke**  
**CAPTAIN: Buck Ellis**

|         |                   |      |    |      |
|---------|-------------------|------|----|------|
|         |                   |      | AU | Opp. |
| Jan. 5  | Georgia Tech (ot) | (A)  | 20 | 22   |
| Jan. 10 | Mississippi State | (H)  | 31 | 34   |
| Jan. 11 | Mississippi State | (H)  | 27 | 24   |
| Jan. 15 | Florida           | (H)  | 51 | 34   |
| Jan. 28 | Tulane            | (A)  | 42 | 33   |
| Jan. 29 | Tulane            | (A)  | 35 | 12   |
| Jan. 30 | Tulane            | (H)  | 50 | 11   |
| Feb. 1  | Tulane            | (H)  | 33 | 30   |
| Feb. 3  | Clemson           | (H)  | 45 | 26   |
| Feb. 4  | Clemson           | (H)  | 45 | 23   |
| Feb. 5  | Florida           | (A)  | 40 | 28   |
| Feb. 11 | Sewanee           | (H)  | 46 | 15   |
| Feb. 12 | Georgia Tech      | (H)  | 42 | 24   |
| Feb. 15 | Tennessee         | (A)  | 23 | 24   |
| Feb. 16 | Chattanooga       | (A)  | 34 | 39   |
| Feb. 17 | Vanderbilt        | (A)  | 35 | 39   |
| Feb. 18 | Sewanee           | (A)  | 35 | 28   |
| Feb. 25 | Virginia Tech     | (N1) | 38 | 33   |
| Feb. 26 | North Carolina    | (N1) | 15 | 28   |

(N1) Southern Conference Tournament, Atlanta, Ga.

**1927-28 Won 20, Lost 2**  
**COACH: Mike Papke**  
**CAPTAIN: Fob James Sr.**

|         |                          |      |    |      |
|---------|--------------------------|------|----|------|
|         |                          |      | AU | Opp. |
|         | Montgomery YMCA          | (H)  | 38 | 12   |
|         | White's Business College | (H)  | 92 | 13   |
| Jan. 7  | Georgia Tech             | (H)  | 56 | 29   |
|         | So. College (Fla.)       | (H)  | 51 | 18   |
| Jan. 13 | Florida                  | (A)  | 39 | 23   |
| Jan. 14 | Florida                  | (A)  | 43 | 33   |
| Jan. 18 | Clemson                  | (H)  | 56 | 26   |
| Jan. 19 | Clemson                  | (H)  | 30 | 23   |
| Jan. 27 | Tulane                   | (A)  | 32 | 17   |
| Jan. 28 | Tulane                   | (A)  | 49 | 31   |
| Jan. 29 | Tennessee                | (H)  | 63 | 14   |
| Feb. 1  | Vanderbilt               | (H)  | 62 | 28   |
| Feb. 3  | Georgia                  | (H)  | 28 | 25   |
| Feb. 9  | Georgetown (Ky.)         | (H)  | 41 | 25   |
| Feb. 10 | Ole Miss                 | (H)  | 42 | 43   |
| Feb. 11 | Ole Miss                 | (H)  | 58 | 38   |
| Feb. 21 | Florida                  | (H)  | 58 | 32   |
| Feb. 22 | Florida                  | (H)  | 50 | 28   |
| Feb. 27 | Clemson                  | (N1) | 27 | 26   |
| Feb. 28 | Georgia Tech             | (N1) | 30 | 29   |
| Mar. 1  | Mississippi State        | (N1) | 42 | 34   |
| Mar. 2  | Ole Miss                 | (N1) | 30 | 31   |

(N1) Southern Conference Tournament, Atlanta, Ga.

**1928-29 Won 6, Lost 15**  
**COACH: George Bohler**  
**CAPTAIN: Frank DuBose**

|         |                          |     |    |      |
|---------|--------------------------|-----|----|------|
|         |                          |     | AU | Opp. |
|         | Camp Benning             | (H) | 40 | 38   |
|         | Birmingham Ath. Club     | (H) | 37 | 34   |
|         | Camp Benning             | (A) | 37 | 43   |
|         | LaGrange YMCA            | (H) | 29 | 32   |
|         | Birmingham Athletic Club | (A) | 20 | 38   |
|         | So. College (Fla.)       | (H) | 33 | 29   |
| Jan. 25 | Florida                  | (A) | 33 | 44   |
| Jan. 26 | Florida                  | (A) | 39 | 32   |
| Jan. 28 | LSU                      | (H) | 28 | 45   |
| Jan. 29 | LSU                      | (H) | 28 | 65   |
| Feb. 1  | Clemson                  | (A) | 20 | 46   |
| Feb. 2  | Georgia                  | (A) | 31 | 39   |
| Feb. 6  | Georgia Tech             | (A) | 25 | 42   |
| Feb. 8  | Tulane                   | (H) | 35 | 48   |
| Feb. 9  | Tulane                   | (H) | 40 | 25   |

|         |              |      |    |    |
|---------|--------------|------|----|----|
|         | Mercer       | (A)  | 41 | 46 |
|         | Mercer       | (A)  | 29 | 31 |
| Feb. 16 | Georgia Tech | (H)  | 41 | 46 |
| Feb. 18 | Florida      | (H)  | 29 | 46 |
| Feb. 19 | Florida      | (H)  | 51 | 26 |
| Mar. 1  | Georgia      | (N1) | 24 | 42 |

(N1) Southern Conference Tournament, Atlanta, Ga.

**1929-30 Won 1, Lost 10**  
**COACH: Hal Lee**  
**CAPTAIN: Louie James**

|         |                |     |    |      |
|---------|----------------|-----|----|------|
|         |                |     | AU | Opp. |
| Jan. 10 | Clemson        | (H) | 31 | 39   |
| Jan. 11 | South Carolina | (H) | 30 | 22   |
| Jan. 25 | Tennessee      | (A) | 18 | 33   |
| Jan. 26 | Vanderbilt     | (H) | 27 | 29   |
| Jan. 29 | Georgia        | (H) | 35 | 43   |
| Feb. 7  | LSU            | (A) | 27 | 44   |
| Feb. 8  | LSU            | (A) | 40 | 46   |
| Feb. 11 | Tulane         | (A) | 40 | 45   |
| Feb. 12 | Tulane         | (A) | 37 | 41   |
| Feb. 18 | Georgia Tech   | (H) | 34 | 47   |
| Feb. 19 | Georgia Tech   | (A) | 29 | 40   |

**1930-31 Won 9, Lost 6**  
**COACH: Sam McAllister**  
**CAPTAIN: Ralph Jordan**

|         |                           |      |    |      |
|---------|---------------------------|------|----|------|
|         |                           |      | AU | Opp. |
| Jan. 6  | South Carolina            | (H)  | 39 | 21   |
| Jan. 10 | Clemson                   | (H)  | 44 | 20   |
| Jan. 12 | North Carolina State (ot) | (H)  | 30 | 28   |
| Jan. 23 | Georgia                   | (A)  | 27 | 30   |
| Jan. 24 | South Carolina            | (A)  | 36 | 16   |
| Jan. 26 | Clemson                   | (A)  | 33 | 37   |
| Jan. 28 | Georgia Tech              | (H)  | 33 | 37   |
| Jan. 31 | Vanderbilt                | (H)  | 26 | 36   |
| Feb. 6  | Tulane                    | (H)  | 44 | 22   |
| Feb. 7  | Tulane                    | (H)  | 51 | 35   |
| Feb. 14 | Vanderbilt                | (H)  | 42 | 25   |
| Feb. 18 | Camp Benning              |      | 54 | 13   |
| Feb. 24 | Georgia Tech              | (A)  | 22 | 47   |
| Feb. 27 | Virginia                  | (N1) | 33 | 26   |
| Feb. 28 | Georgia                   | (N1) | 27 | 31   |

(N1) Southern Conference Tournament, Atlanta, Ga.

**1931-32 Won 12, Lost 3**  
**COACH: Sam McAllister**  
**CAPTAIN: Jack Stewart**

|         |                      |      |    |      |
|---------|----------------------|------|----|------|
|         |                      |      | AU | Opp. |
| Jan. 8  | Birmingham Southern  | (A)  | 41 | 23   |
| Jan. 9  | Vanderbilt           | (A)  | 36 | 23   |
| Jan. 12 | Georgia Tech         | (H)  | 25 | 22   |
| Jan. 22 | Florida              | (A)  | 43 | 26   |
| Jan. 23 | Florida              | (A)  | 28 | 21   |
| Jan. 30 | Vanderbilt           | (H)  | 38 | 23   |
| Feb. 5  | Tulane               | (A)  | 21 | 26   |
| Feb. 6  | Tulane               | (A)  | 42 | 37   |
| Feb. 8  | LSU                  | (A)  | 48 | 34   |
| Feb. 9  | LSU                  | (A)  | 34 | 30   |
| Feb. 13 | Georgia Tech         | (A)  | 28 | 36   |
| Feb. 15 | Georgia              | (H)  | 26 | 24   |
| Feb. 26 | North Carolina State | (N1) | 34 | 33   |
| Feb. 27 | LSU                  | (N1) | 30 | 22   |
| Feb. 28 | North Carolina       | (N1) | 31 | 52   |

(N1) Southern Conference Tournament, Atlanta, Ga.

**1932-33 Won 4, Lost 9 (4-7 SEC)**  
**COACH: Sam McAllister**  
**CAPTAIN: Slick Kaley**

|         |                     |      |    |      |
|---------|---------------------|------|----|------|
|         |                     |      | AU | Opp. |
| Jan. 20 | Birmingham Southern | (A)  | 33 | 50   |
| Jan. 22 | Vanderbilt          | (A)  | 24 | 25   |
| Jan. 24 | LSU                 | (H)  | 25 | 26   |
| Jan. 25 | LSU                 | (H)  | 25 | 24   |
| Feb. 3  | Tulane              | (H)  | 22 | 19   |
| Feb. 4  | Tulane              | (H)  | 18 | 35   |
| Feb. 9  | Vanderbilt          | (H)  | 20 | 21   |
| Feb. 11 | Georgia             | (A)  | 21 | 22   |
| Feb. 15 | Georgia Tech        | (H)  | 20 | 29   |
| Feb. 17 | Florida             | (H)  | 32 | 30   |
| Feb. 18 | Florida             | (H)  | 16 | 11   |
| Feb. 20 | Georgia Tech        | (N1) | 18 | 29   |
| Feb. 24 | LSU                 | (N2) | 33 | 57   |



Year-by-Year Scores

(N1) Atlanta, Ga. (Atlanta Athletic Club)  
(N2) SEC Tournament, Atlanta, Ga.

**1933-34 Won 2, Lost 11 (2-9 SEC)**  
**COACH: Ralph Jordan**

|                                 | AU | Opp. |
|---------------------------------|----|------|
| Jan. 9 Vanderbilt (A)           | 22 | 31   |
| Jan. 11 Georgia Tech (H)        | 26 | 28   |
| Jan. 26 Birmingham Southern (H) | 22 | 39   |
| Jan. 27 Vanderbilt (H)          | 33 | 48   |
| Feb. 3 Tulane (A)               | 18 | 34   |
| Feb. 4 Tulane (A)               | 20 | 30   |
| Feb. 5 LSU (A)                  | 17 | 40   |
| Feb. 6 LSU (A)                  | 16 | 38   |
| Feb. 10 Georgia (H)             | 30 | 21   |
| Feb. 14 Georgia Tech (A)        | 20 | 24   |
| Feb. 17 Florida (A)             | 23 | 21   |
| Feb. 18 Florida (A)             | 21 | 39   |
| Mar. 1 Tennessee (N1)           | 26 | 43   |

(N1) SEC Tournament, Atlanta, Ga.

**1934-35 Won 4, Lost 13 (3-9 SEC)**  
**COACH: Ralph Jordan**

|                                 | AU | Opp. |
|---------------------------------|----|------|
| Jan. 5 Lanett Athletic Club (A) | 44 | 25   |
| Jan. 8 South Carolina (A)       | 34 | 35   |
| Jan. 9 South Carolina (A)       | 26 | 42   |
| Jan. 10 Sewanee (A)             | 18 | 19   |
| Jan. 11 Vanderbilt (A)          | 27 | 37   |
| Jan. 12 Vanderbilt (A)          | 24 | 41   |
| Jan. 26 Birmingham Southern (H) | 20 | 37   |
| Feb. 1 Tennessee (H)            | 27 | 48   |
| Feb. 2 Birmingham Southern (A)  | 40 | 46   |
| Feb. 5 Georgia (A)              | 29 | 33   |
| Feb. 6 Georgia Tech (A)         | 24 | 25   |
| Feb. 8 Florida (H)              | 39 | 34   |
| Feb. 9 Florida (H)              | 25 | 35   |
| Feb. 13 Georgia Tech (H)        | 19 | 34   |
| Feb. 14 Sewanee (H)             | 28 | 13   |
| Feb. 15 Sewanee (H)             | 33 | 24   |
| Feb. 15 Vanderbilt (H)          | 25 | 37   |

**1935-36 Won 10, Lost 7 (7-4 SEC)**  
**COACH: Ralph Jordan**

|                                 | AU | Opp. |
|---------------------------------|----|------|
| Dec. 19 Clemson (H)             | 23 | 33   |
| Dec. 20 Clemson (H)             | 18 | 31   |
| Jan. 9 Vanderbilt (A)           | 27 | 47   |
| Jan. 10 Sewanee (A)             | 25 | 23   |
| Jan. 11 Sewanee (A)             | 34 | 25   |
| Jan. 24 Birmingham Southern (A) | 26 | 17   |
| Jan. 25 Vanderbilt (H)          | 32 | 37   |
| Feb. 4 Georgia Tech (H)         | 31 | 28   |
| Feb. 10 Sewanee (H)             | 41 | 31   |
| Feb. 11 Sewanee (H)             | 42 | 18   |
| Feb. 15 Georgia (H)             | 33 | 26   |
| Feb. 19 Georgia Tech (A)        | 22 | 46   |
| Feb. 21 Florida (A)             | 32 | 16   |
| Feb. 22 Florida (A)             | 13 | 20   |
| Feb. 28 Birmingham Southern (N) | 41 | 22   |
| Feb. 29 Georgia (N1)            | 43 | 26   |
| Mar. 1 Tennessee (N1)           | 25 | 43   |

(N1) SEC Tournament, Knoxville, Tenn.

**1936-37 Won 11, Lost 4 (7-4 SEC)**  
**COACH: Ralph Jordan**

|                                 | AU | Opp. |
|---------------------------------|----|------|
| Jan. 9 Fort Benning (H)         | 54 | 13   |
| Jan. 15 Sewanee (A)             | 41 | 34   |
| Jan. 16 Sewanee (A)             | 34 | 29   |
| Jan. 30 Birmingham Southern (A) | 39 | 22   |
| Feb. 1 LSU (H)                  | 37 | 24   |
| Feb. 2 LSU (H)                  | 34 | 54   |
| Feb. 8 Sewanee (H)              | 39 | 32   |
| Feb. 9 Sewanee (H)              | 36 | 16   |
| Feb. 11 Georgia Tech (A)        | 28 | 42   |
| Feb. 12 Florida (H)             | 35 | 34   |
| Feb. 13 Florida (H)             | 51 | 40   |
| Feb. 15 Clemson (H)             | 41 | 33   |
| Feb. 16 Clemson (H)             | 33 | 26   |
| Georgia (A)                     | 19 | 21   |

Feb. 27 Georgia Tech (H) 33 35

**1937-38 Won 14, Lost 5 (6-3 SEC)**  
**COACH: Ralph Jordan**

|                                 | AU | Opp. |
|---------------------------------|----|------|
| Jan. 14 Sewanee (A)             | 36 | 31   |
| Jan. 15 Sewanee (A)             | 38 | 19   |
| Jan. 19 Birmingham Southern (A) | 49 | 39   |
| Jan. 28 Georgia Tech (H)        |    |      |
| Jan. 28 Oglethorpe (H)          | 46 | 43   |
| Jan. 29 Oglethorpe (H)          | 49 | 14   |
| Feb. 7 Sewanee (H)              |    |      |
| Feb. 8 Sewanee (H)              |    |      |
| Feb. 12 Georgia (H)             | 34 | 27   |
| Feb. 14 Georgia Tech (A)        | 42 | 43   |
| Feb. 18 Birmingham Southern (A) |    |      |
| Feb. 25 Florida (A)             | 34 | 43   |
| Feb. 26 Florida (A)             | 35 | 51   |
| Feb. 28 Georgia Tech (A)        | 32 | 54   |
| Mar. 3 LSU (A1)                 | 34 | 60   |

(Only Scores That Are Available)

(A1) SEC Tournament, Baton Rouge, La.

**1938-39 Won 16, Lost 6 (8-4 SEC)**  
**COACH: Ralph Jordan**

|                                 | AU | Opp. |
|---------------------------------|----|------|
| Dec. 16 Lanett Mill (H)         | 40 | 21   |
| Dec. 17 Nehi Reds (H)           | 41 | 36   |
| Jan. 4 Lanett Mill (A)          | 38 | 21   |
| Jan. 6 Spring Hill (H)          | 30 | 22   |
| Jan. 7 Spring Hill (H)          | 44 | 23   |
| Jan. 13 Sewanee (H)             | 41 | 31   |
| Jan. 14 Sewanee (H)             | 38 | 27   |
| Jan. 16 Vanderbilt (H)          | 39 | 41   |
| Jan. 28 Birmingham Southern (H) | 50 | 17   |
| Feb. 2 Mississippi College (H)  | 44 | 59   |
| Feb. 4 Georgia (A)              | 21 | 43   |
| Feb. 10 Georgia (H)             | 34 | 29   |
| Feb. 11 Birmingham Southern (H) | 52 | 35   |
| Feb. 16 Vanderbilt (A)          | 42 | 49   |
| Feb. 17 Sewanee (A)             | 34 | 27   |
| Feb. 18 Sewanee (A)             | 39 | 28   |
| Feb. 22 Georgia Tech (H)        | 38 | 24   |
| Feb. 24 Florida (H)             | 40 | 38   |
| Feb. 25 Florida (H)             | 25 | 31   |
| Feb. 27 Georgia Tech (A)        | 49 | 33   |
| Mar. 2 Tulane (N1)              | 43 | 30   |
| Mar. 3 Tennessee (A1)           | 35 | 49   |

(N1, A1) SEC Tournament, Knoxville, Tenn.

**1939-40 Won 7, Lost 10 (6-7 SEC)**  
**COACH: Ralph Jordan**

|                               | AU | Opp. |
|-------------------------------|----|------|
| Dec. 14 Spring Hill (H)       | 37 | 34   |
| Dec. 15 Spring Hill (H)       | 33 | 34   |
| Jan. 5 LSU (A)                | 39 | 50   |
| Jan. 6 LSU (A)                | 42 | 26   |
| Jan. 11 Vanderbilt (A)        | 45 | 51   |
| Jan. 12 Sewanee (A)           | 51 | 32   |
| Jan. 13 Sewanee (A)           | 64 | 32   |
| Jan. 20 Vanderbilt (H)        | 46 | 50   |
| Jan. 27 Howard (H)            | 33 | 37   |
| Feb. 3 Georgia (H)            | 28 | 32   |
| Feb. 6 Georgia Tech (A)       | 31 | 53   |
| Feb. 9 Georgia (H)            | 47 | 48   |
| Feb. 16 Sewanee (H)           | 46 | 30   |
| Feb. 17 Sewanee (H)           | 63 | 34   |
| Feb. 21 Georgia Tech (ot) (H) | 39 | 38   |
| Feb. 24 Florida (H)           | 37 | 42   |
| Feb. 28 Georgia (N1)          | 41 | 48   |

(N1) SEC Tournament, Knoxville, Tenn.

**1940-41 Won 13, Lost 6 (6-5 SEC)**  
**COACH: Ralph Jordan**

|                        | AU | Opp. |
|------------------------|----|------|
| Jan. 3 Spring Hill (H) | 35 | 30   |
| Jan. 4 Spring Hill (H) | 46 | 34   |
| Jan. 10 Sewanee (H)    | 36 | 24   |
| Jan. 11 Sewanee (H)    | 39 | 25   |
| Jan. 13 Ole Miss (H)   | 43 | 30   |
| Jan. 24 Tulane (H)     | 45 | 41   |
| Jan. 25 Vanderbilt (H) | 45 | 44   |

|                              |    |    |
|------------------------------|----|----|
| Jan. 31 Tennessee (H)        | 33 | 51 |
| Feb. 1 Georgia Tech (A)      | 39 | 48 |
| Feb. 3 Mississippi State (H) | 44 | 48 |
| Feb. 5 Georgia Tech (H)      | 51 | 45 |
| Feb. 8 Georgia (H)           | 43 | 39 |
| Feb. 10 Howard (H)           | 35 | 21 |
| Feb. 11 LSU (H)              | 50 | 49 |
| Feb. 13 Vanderbilt (A)       | 39 | 47 |
| Feb. 14 Sewanee (A)          | 39 | 28 |
| Feb. 15 Sewanee (A)          | 46 | 31 |
| Feb. 26 Georgia (A)          | 31 | 36 |
| Feb. 28 Alabama (N1)         | 16 | 38 |

(N1) SEC Tournament, Louisville, Ky.

**1941-42 Won 11, Lost 6 (9-5 SEC)**  
**COACH: Ralph Jordan**

|                               | AU | Opp. |
|-------------------------------|----|------|
| Dec. 18 Mississippi State (A) | 39 | 29   |
| Dec. 19 Ole Miss (A)          | 34 | 31   |
| Jan. 16 Vanderbilt (A)        | 35 | 33   |
| Jan. 23 Tennessee (A)         | 23 | 43   |
| Jan. 26 Vanderbilt (H)        | 50 | 45   |
| Jan. 31 Georgia Tech (A)      | 42 | 48   |
| Feb. 3 Georgia Tech (H)       | 43 | 38   |
| Feb. 6 Georgia (A)            | 32 | 28   |
| Feb. 13 Georgia (H)           | 53 | 41   |
| Feb. 14 Mississippi State (H) | 40 | 41   |
| Feb. 16 LSU (A)               | 49 | 63   |
| Feb. 17 Tulane (A)            | 41 | 50   |
| Feb. 20 Florida (H)           | 47 | 23   |
| Feb. 21 Florida (H)           | 38 | 36   |
| Feb. 26 Vanderbilt (N1)       | 36 | 34   |
| Feb. 27 Tulane (N1)           | 45 | 36   |
| Feb. 28 Kentucky (N1)         | 31 | 40   |

(N1) SEC Tournament, Louisville, Ky.

**1942-43 Won 1, Lost 14 (1-12 SEC)**  
**COACH: Bob Evans**

|                                      | AU | Opp. |
|--------------------------------------|----|------|
| Dec. 11 Mississippi State (A)        | 35 | 41   |
| Dec. 12 Mississippi State (A)        | 26 | 36   |
| Dec. 17 Mississippi State (H)        | 37 | 38   |
| Dec. 18 Mississippi State (H)        | 40 | 44   |
| Jan. 11 Vanderbilt (A)               | 39 | 54   |
| Jan. 15 507 Paratrooper Infantry (H) | 30 | 40   |
| Jan. 22 Georgia Tech (H)             | 32 | 59   |
| Jan. 23 Vanderbilt (H)               | 43 | 48   |
| Jan. 29 Tennessee (A)                | 23 | 57   |
| Jan. 30 Georgia Tech (A)             | 21 | 53   |
| Feb. 5 Georgia (H)                   | 47 | 32   |
| Feb. 6 LSU (H)                       | 37 | 62   |
| Feb. 8 Tulane (H)                    | 30 | 50   |
| Feb. 13 Georgia (A)                  | 31 | 51   |
| Feb. 25 LSU (N1)                     | 38 | 67   |

(N1) SEC Tournament, Louisville, Ky.

**1943-44 (No Team)**

**1944-45 Won 3, Lost 14 (2-6 SEC)**  
**COACH: Bob Evans**

|                               | AU | Opp. |
|-------------------------------|----|------|
| Gunter Field                  | 40 | 44   |
| Jan. 13 Mercer (H)            | 36 | 41   |
| Jan. 18 Georgia (A)           | 50 | 59   |
| Jan. 20 Georgia Tech (H)      | 41 | 74   |
| Feb. 2 Mercer (A)             | 34 | 40   |
| Feb. 3 Georgia (H)            | 43 | 59   |
| Feb. 9 Jacksonville Navy (A)  | 43 | 80   |
| Feb. 10 Jacksonville Navy (A) | 23 | 51   |
| Feb. 12 Florida (H)           | 43 | 58   |
| Feb. 13 Florida (H)           | 42 | 40   |
| Feb. 17 Georgia Tech (A)      | 39 | 53   |
| Gunter Field                  | 52 | 39   |
| Maxwell Field                 | 41 | 48   |
| Maxwell Field                 | 31 | 72   |
| Feb. 19 Florida (A)           | 43 | 41   |
| Feb. 20 Florida (A)           | 48 | 62   |
| Feb. 29 Tennessee (N1)        | 26 | 56   |

(N1) SEC Tournament, Louisville, Ky.





Year-by-Year Scores

1945-46 Won 7, Lost 9 (7-6 SEC)

COACH: Ralph Jordan

|         |                   | AU   | Opp.  |
|---------|-------------------|------|-------|
| Dec. 10 | Mississippi State | (H)  | 55 47 |
| Dec. 11 | Mississippi State | (H)  | 37 26 |
| Jan. 4  | Georgia Tech      | (A)  | 22 45 |
|         | Georgia           | (A)  | 37 38 |
| Jan. 16 | Georgia Tech      | (H)  | 26 53 |
| Jan. 21 | Georgia           | (H)  | 40 37 |
|         | Maxwell Field     |      | 41 48 |
|         | Maxwell Field     |      | 35 36 |
| Jan. 29 | Florida           | (H)  | 49 36 |
| Jan. 30 | Florida           | (H)  | 51 40 |
|         | Tulane            | (H)  | 48 56 |
| Feb. 8  | Florida           | (A)  | 60 53 |
| Feb. 9  | Florida           | (A)  | 34 53 |
| Feb. 15 | Mississippi State | (A)  | 40 30 |
| Feb. 16 | Mississippi State | (A)  | 31 39 |
| Feb. 28 | Kentucky          | (N1) | 24 69 |

(N1) SEC Tournament, Louisville, Ky.

1946-47 Won 3, Lost 18 (1-15 SEC)

COACH: V.J. Edney

|         |                   | AU   | Opp.  |
|---------|-------------------|------|-------|
|         | Maxwell Field     |      | 65 38 |
| Dec. 13 | Ole Miss          | (A)  | 38 58 |
| Dec. 14 | Mississippi State | (A)  | 35 61 |
|         | Mercer            |      | 54 55 |
| Jan. 11 | Tennessee         | (H)  | 30 66 |
| Jan. 15 | Georgia Tech      | (H)  | 42 55 |
| Jan. 17 | Florida           | (A)  | 32 48 |
| Jan. 18 | Florida           | (A)  | 28 39 |
| Jan. 24 | Vanderbilt        | (H)  | 37 38 |
| Jan. 25 | Georgia           | (H)  | 40 44 |
| Jan. 29 | Georgia Tech      | (A)  | 49 65 |
| Feb. 1  | Vanderbilt        | (A)  | 58 59 |
| Feb. 3  | Tennessee         | (A)  | 27 63 |
| Feb. 7  | Florida           | (H)  | 42 48 |
| Feb. 8  | Florida           | (H)  | 36 30 |
|         | Maxwell Field     |      | 57 34 |
|         | Tulane            |      | 35 66 |
| Feb. 15 | LSU               | (A)  | 53 76 |
|         | Mercer            |      | 47 71 |
|         | Georgia           | (A)  | 45 60 |
| Feb. 28 | Kentucky          | (N1) | 18 84 |

(N1) SEC Tournament, Louisville, Ky.

1947-48 Won 12, Lost 10 (7-7 SEC)

COACH: Danny Doyle

|         |                   | AU   | Opp.  |
|---------|-------------------|------|-------|
| Dec. 6  | Mississippi State | (H)  | 35 49 |
| Dec. 12 | Florida           | (A)  | 43 41 |
| Dec. 13 | Florida           | (A)  | 39 47 |
|         | Tulane            | (A)  | 37 70 |
|         | Illinois Wesleyan | (A)  | 44 42 |
|         | Washington        | (A)  | 29 59 |
| Jan. 12 | Ole Miss          | (H)  | 59 50 |
| Jan. 16 | Georgia           | (H)  | 52 41 |
| Jan. 19 | Mercer            | (A)  | 72 53 |
| Jan. 21 | Vanderbilt        | (H)  | 46 41 |
| Jan. 23 | LSU               | (A)  | 51 48 |
| Jan. 30 | Georgia Tech      | (H)  | 38 31 |
| Feb. 2  | Vanderbilt        | (A)  | 47 55 |
| Feb. 5  | Florida           | (H)  | 53 50 |
| Feb. 6  | Florida           | (H)  | 37 39 |
| Feb. 12 | Oglethorpe        | (H)  | 55 23 |
| Feb. 13 | Oglethorpe        | (H)  | 65 31 |
|         | Mercer            |      | 46 63 |
| Feb. 21 | Georgia           | (A)  | 36 74 |
| Feb. 25 | Georgia Tech      | (A)  | 43 50 |
| Feb. 28 | Howard            | (A)  | 33 32 |
| Mar. 4  | Tulane            | (N1) | 40 47 |

(N1) SEC Tournament, Louisville, Ky.

1948-49 Won 9, Lost 15 (5-11 SEC)

COACH: Danny Doyle

|         |                     | AU   | Opp.  |
|---------|---------------------|------|-------|
| Dec. 3  | Howard              | (A)  | 57 30 |
| Dec. 4  | Birmingham Southern | (H)  | 40 32 |
| Dec. 11 | Mississippi State   | (H)  | 53 54 |
| Dec. 21 | Alabama             | (N1) | 45 46 |
| Dec. 27 | Baylor              | (N2) | 44 59 |

|         |                    |      |       |
|---------|--------------------|------|-------|
| Dec. 28 | Colorado State     | (N2) | 41 46 |
| Dec. 29 | Southern Methodist | (N2) | 41 59 |
| Jan. 5  | Alabama            | (H)  | 38 45 |
| Jan. 8  | Florida            | (A)  | 45 61 |
| Jan. 11 | Georgia Tech       | (H)  | 41 33 |
| Jan. 14 | Georgia            | (A)  | 52 55 |
| Jan. 17 | Ole Miss           | (A)  | 43 47 |
| Jan. 18 | Mississippi State  | (A)  | 43 47 |
| Jan. 22 | Vanderbilt         | (H)  | 48 46 |
| Jan. 27 | Alabama            | (A)  | 37 39 |
| Jan. 31 | Tulane             | (H)  | 51 56 |
| Feb. 5  | Vanderbilt         | (A)  | 42 52 |
|         | Troy State         |      | 69 44 |
|         | Livingston State   |      | 49 44 |
| Feb. 17 | Florida            | (H)  | 44 43 |
|         | Georgia            |      | 53 47 |
| Feb. 23 | Georgia Tech       | (A)  | 57 66 |
| Feb. 28 | Ole Miss           | (H)  | 65 61 |
| Mar. 4  | Kentucky           | (N3) | 39 70 |

1949-50 Won 17, Lost 7 (12-6 SEC)

COACH: Joel Eaves

CAPTAIN: Bill Lynn

|         |                     | AU   | Opp.  |
|---------|---------------------|------|-------|
| Dec. 1  | Birmingham Southern | (H)  | 79 49 |
| Dec. 2  | Howard              | (A)  | 59 36 |
| Dec. 9  | Ole Miss            | (H)  | 64 60 |
| Dec. 10 | Howard              | (H)  | 73 49 |
| Dec. 13 | Troy State          | (H)  | 77 40 |
| Dec. 20 | Alabama             | (H)  | 45 40 |
| Jan. 4  | Birmingham Southern | (A)  | 70 48 |
| Jan. 10 | Georgia Tech        | (A)  | 49 65 |
| Jan. 12 | Mississippi State   | (A)  | 65 64 |
| Jan. 14 | Florida             | (H)  | 72 46 |
| Jan. 21 | Vanderbilt          | (H)  | 47 58 |
| Jan. 28 | Alabama             | (A)  | 66 58 |
| Jan. 30 | Ole Miss            | (A)  | 77 63 |
| Feb. 1  | Mississippi State   | (A)  | 65 60 |
| Feb. 4  | LSU                 | (H)  | 70 66 |
| Feb. 6  | Vanderbilt          | (A)  | 51 63 |
| Feb. 9  | Georgia             | (H)  | 67 54 |
| Feb. 11 | Tulane              | (A)  | 64 60 |
| Feb. 13 | LSU                 | (A)  | 61 76 |
| Feb. 18 | Alabama             | (H)  | 67 58 |
| Feb. 20 | Florida             | (A)  | 41 43 |
| Feb. 22 | Georgia Tech        | (H)  | 53 61 |
| Feb. 25 | Georgia             | (A)  | 55 46 |
| Mar. 3  | LSU                 | (N1) | 45 73 |

(N1) SEC Tournament, Louisville, Ky.

1950-51 Won 12, Lost 10 (6-8 SEC)

COACH: Joel Eaves

CAPTAIN: Don Lanford

|         |                     | AU   | Opp.  |
|---------|---------------------|------|-------|
| Nov. 27 | Troy State          | (H)  | 96 57 |
| Nov. 30 | Birmingham Southern | (A)  | 57 56 |
| Dec. 1  | Howard              | (A)  | 70 57 |
| Dec. 6  | Birmingham Southern | (H)  | 69 57 |
| Dec. 9  | Ole Miss            | (H)  | 61 65 |
| Dec. 13 | Howard              | (H)  | 70 53 |
| Dec. 19 | Alabama             | (A)  | 46 70 |
| Jan. 5  | Kentucky (NR,3)     | (A)  | 35 79 |
| Jan. 6  | Vanderbilt          | (A)  | 51 61 |
| Jan. 8  | Tennessee           | (A)  | 63 59 |
| Jan. 13 | Georgia (ot)        | (H)  | 69 68 |
| Jan. 18 | Alabama             | (H)  | 64 65 |
| Jan. 27 | Georgia             | (A)  | 61 49 |
| Jan. 31 | Georgia Tech        | (A)  | 44 64 |
| Feb. 3  | Tulane              | (H)  | 92 71 |
| Feb. 5  | LSU                 | (H)  | 74 75 |
| Feb. 10 | Alabama             | (A)  | 44 63 |
| Feb. 14 | Georgia Tech        | (H)  | 75 63 |
| Feb. 17 | Florida             | (A)  | 61 82 |
| Feb. 23 | Florida (ot)        | (H)  | 83 77 |
| Feb. 24 | Mississippi State   | (H)  | 92 85 |
| Mar. 2  | Kentucky (NR,1)     | (N1) | 54 84 |

(N1) SEC Tournament, Louisville, Ky.

1951-52 Won 14, Lost 12 (6-8 SEC)

COACH: Joel Eaves

CAPTAIN: Roger Weldon

|         |                     | AU   | Opp.  |
|---------|---------------------|------|-------|
| Nov. 27 | Troy State          | (H)  | 83 58 |
| Nov. 29 | Birmingham Southern | (A)  | 65 59 |
| Nov. 30 | Howard              | (A)  | 69 39 |
| Dec. 4  | Maxwell Field       | (H)  | 75 41 |
| Dec. 5  | Howard              | (H)  | 88 51 |
| Dec. 8  | Georgia             | (A)  | 62 48 |
| Dec. 15 | Birmingham Southern | (H)  | 79 46 |
| Dec. 19 | Maxwell Field       | (A)  | 63 54 |
| Dec. 28 | Davidson            | (N1) | 66 59 |
| Dec. 29 | Georgia Tech        | (N1) | 62 79 |
| Dec. 29 | South Carolina      | (N1) | 67 70 |
| Jan. 3  | Florida             | (A)  | 63 64 |
| Jan. 9  | Georgia Tech        | (A)  | 54 56 |
| Jan. 12 | Vanderbilt          | (H)  | 61 73 |
| Jan. 18 | Mississippi State   | (A)  | 68 61 |
| Jan. 19 | Ole Miss            | (A)  | 58 76 |
| Jan. 26 | Georgia             | (H)  | 65 51 |
| Jan. 30 | Kentucky            | (H)  | 48 88 |
| Feb. 2  | Alabama             | (H)  | 60 62 |
| Feb. 8  | Florida             | (H)  | 61 52 |
| Feb. 9  | Tennessee           | (H)  | 60 55 |
| Feb. 13 | Georgia Tech        | (H)  | 50 58 |
| Feb. 16 | LSU                 | (A)  | 64 70 |
| Feb. 18 | Tulane              | (A)  | 63 61 |
| Feb. 23 | Alabama             | (A)  | 50 63 |
| Feb. 28 | Alabama             | (N2) | 49 63 |

(N1) Carolina Invitational, Charlotte, N.C.

(N2) SEC Tournament, Louisville, Ky.

1952-53 Won 13, Lost 8 (6-7 SEC)

COACH: Joel Eaves

CAPTAIN: Bubber Farish

|         |                     | AU   | Opp.  |
|---------|---------------------|------|-------|
| Dec. 2  | Howard              | (H)  | 80 52 |
| Dec. 6  | Howard              | (A)  | 80 74 |
| Dec. 10 | Georgia Tech        | (H)  | 71 61 |
| Dec. 13 | Birmingham Southern | (A)  | 87 61 |
| Dec. 19 | Georgia             | (N1) | 71 49 |
| Jan. 2  | Memphis State       | (N2) | 78 64 |
| Jan. 3  | Ole Miss            | (N2) | 55 65 |
| Jan. 6  | Birmingham Southern | (H)  | 84 59 |
| Jan. 9  | Georgia             | (A)  | 64 59 |
| Jan. 14 | Georgia Tech        | (A)  | 61 79 |
| Jan. 17 | Alabama             | (A)  | 51 61 |
| Jan. 21 | Georgia             | (H)  | 78 69 |
| Jan. 26 | Tennessee           | (A)  | 70 72 |
| Jan. 31 | Mississippi State   | (H)  | 82 60 |
| Feb. 4  | Florida             | (H)  | 62 66 |
| Feb. 7  | Vanderbilt          | (A)  | 71 66 |
| Feb. 11 | Ole Miss            | (H)  | 72 65 |
| Feb. 14 | LSU (NR,8)          | (H)  | 57 65 |
| Feb. 16 | Tulane              | (H)  | 65 70 |
| Feb. 21 | Florida             | (A)  | 67 71 |
| Feb. 28 | Alabama             | (H)  | 78 73 |

(N1) Birmingham, Ala.

(N2) Memphis Invitational, Memphis, Tenn.

1953-54 Won 16, Lost 8 (8-6 SEC)

COACH: Joel Eaves

CAPTAIN: Bob Miller

|         |                     | AU   | Opp.  |
|---------|---------------------|------|-------|
| Dec. 1  | Birmingham Southern | (H)  | 81 50 |
| Dec. 4  | Birmingham Southern | (A)  | 93 66 |
| Dec. 5  | Howard (ot)         | (A)  | 70 63 |
| Dec. 12 | Georgia Tech        | (N1) | 83 56 |
| Dec. 18 | Georgia             | (N2) | 75 73 |
| Dec. 19 | Alabama             | (N2) | 62 70 |
| Dec. 30 | Vanderbilt (NR,19)  | (A)  | 48 96 |
| Jan. 2  | Mississippi State   | (N2) | 76 75 |
| Jan. 5  | Howard              | (H)  | 84 56 |
| Jan. 9  | Mississippi State   | (A)  | 74 79 |
| Jan. 11 | Ole Miss            | (A)  | 66 61 |
| Jan. 16 | Alabama             | (A)  | 58 70 |
| Jan. 20 | Georgia Tech        | (H)  | 80 56 |
| Jan. 23 | Georgia             | (A)  | 81 66 |
| Jan. 29 | Florida             | (A)  | 83 76 |
| Feb. 6  | Vanderbilt          | (H)  | 76 73 |
| Feb. 8  | Georgia Tech        | (A)  | 59 53 |





Year-by-Year Scores

|         |                 |      |    |     |
|---------|-----------------|------|----|-----|
| Feb. 13 | Florida         | (H)  | 85 | 65  |
| Feb. 15 | Georgia         | (H)  | 80 | 61  |
| Feb. 20 | LSU (NR,13)     | (A)  | 59 | 77  |
| Feb. 22 | Tulane          | (A)  | 65 | 62  |
| Feb. 27 | Kentucky (NR,2) | (N1) | 79 | 109 |
| Mar. 1  | Tennessee       | (H)  | 86 | 92  |
| Mar. 5  | Alabama         | (H)  | 55 | 57  |

(N1) Montgomery, Ala.  
(N2) Birmingham, Ala.

1954-55 Won 11, Lost 9 (6-8 SEC)

COACH: Joel Eaves

CAPTAIN: Bill Kirkpatrick

|         | AU                  | Opp. |    |    |
|---------|---------------------|------|----|----|
| Dec. 4  | Birmingham Southern | (H)  | 90 | 77 |
| Dec. 11 | Jacksonville State  | (H)  | 78 | 67 |
| Dec. 17 | Washington & Lee    | (N1) | 91 | 81 |
| Dec. 18 | Tennessee           | (N1) | 73 | 64 |
| Jan. 5  | Howard              | (H)  | 98 | 77 |
| Jan. 8  | Mississippi State   | (H)  | 79 | 58 |
| Jan. 10 | Ole Miss            | (H)  | 85 | 81 |
| Jan. 15 | Alabama (20,16)     | (N2) | 78 | 99 |
| Jan. 22 | Georgia             | (A)  | 83 | 88 |
| Jan. 26 | Georgia Tech        | (H)  | 70 | 73 |
| Jan. 29 | Florida             | (H)  | 91 | 69 |
| Jan. 31 | Georgia             | (H)  | 78 | 76 |
| Feb. 5  | Vanderbilt (NR,20)  | (A)  | 74 | 79 |
| Feb. 7  | Georgia Tech        | (A)  | 67 | 75 |
| Feb. 12 | Florida             | (A)  | 70 | 66 |
| Feb. 19 | LSU                 | (H)  | 75 | 71 |
| Feb. 21 | Tulane              | (H)  | 79 | 90 |
| Feb. 26 | Kentucky (NR,2)     | (A)  | 59 | 93 |
| Feb. 28 | Tennessee           | (A)  | 77 | 86 |
| Mar. 5  | Alabama* (NR,11)    | (N2) | 80 | 84 |

(N1) Blue-Gray Tournament, Montgomery, Ala.  
(N2) Montgomery, Ala.

1955-56 Won 11, Lost 10 (8-6 SEC)

COACH: Joel Eaves

CAPTAIN: Jim O'Donnell

|         | AU                    | Opp. |    |    |
|---------|-----------------------|------|----|----|
| Dec. 3  | Birmingham Southern   | (H)  | 81 | 64 |
| Dec. 10 | Howard                | (H)  | 97 | 54 |
| Dec. 16 | Texas                 | (N1) | 76 | 83 |
| Dec. 17 | Eastern Kentucky      | (N1) | 71 | 93 |
| Dec. 20 | Oklahoma City (NR,15) | (A)  | 58 | 76 |
| Dec. 21 | Rice (2ot)            | (A)  | 80 | 82 |
| Jan. 2  | Florida               | (H)  | 89 | 77 |
| Jan. 7  | Mississippi State     | (A)  | 81 | 68 |
| Jan. 9  | Ole Miss              | (A)  | 69 | 76 |
| Jan. 14 | Alabama (NR,19)       | (N2) | 77 | 86 |
| Jan. 21 | Georgia               | (A)  | 60 | 59 |
| Jan. 28 | Jacksonville State    | (H)  | 73 | 64 |
| Feb. 4  | Kentucky (NR,7)       | (N2) | 81 | 82 |
| Feb. 7  | Georgia Tech (ot)     | (H)  | 77 | 74 |
| Feb. 11 | Florida               | (H)  | 77 | 73 |
| Feb. 13 | Georgia               | (H)  | 96 | 80 |
| Feb. 18 | LSU                   | (A)  | 80 | 71 |
| Feb. 20 | Tulane                | (A)  | 75 | 86 |
| Feb. 25 | Tennessee             | (H)  | 87 | 91 |
| Feb. 27 | Vanderbilt (NR,7)     | (H)  | 74 | 65 |
| Mar. 2  | Alabama (NR,3)        | (N2) | 82 | 93 |

(N1) Blue-Gray Tournament, Montgomery, Ala.  
(N2) Montgomery, Ala.

1956-57 Won 13, Lost 8 (8-6 SEC)

COACH: Joel Eaves

CAPTAIN: Henry Sturkie

|         | AU                 | Opp. |     |    |
|---------|--------------------|------|-----|----|
| Dec. 4  | Jacksonville State | (H)  | 72  | 65 |
| Dec. 8  | Rice               | (N1) | 88  | 68 |
| Dec. 17 | Clemson            | (N2) | 89  | 64 |
| Dec. 18 | St. Joseph's       | (N2) | 66  | 64 |
| Dec. 19 | Wake Forest        | (N2) | 48  | 58 |
| Jan. 2  | Howard             | (H)  | 101 | 70 |
| Jan. 5  | Mississippi State  | (H)  | 86  | 66 |
| Jan. 7  | Ole Miss           | (H)  | 88  | 66 |
| Jan. 12 | Georgia            | (A)  | 72  | 75 |
| Jan. 19 | Alabama (ot)       | (N3) | 92  | 88 |
| Jan. 22 | Georgia Tech       | (H)  | 74  | 81 |
| Jan. 26 | Georgia            | (H)  | 73  | 66 |
| Jan. 28 | Florida            | (H)  | 76  | 61 |
| Feb. 2  | Vanderbilt         | (A)  | 78  | 83 |

|         |                   |      |    |     |
|---------|-------------------|------|----|-----|
| Feb. 4  | Georgia Tech (ot) | (A)  | 67 | 76  |
| Feb. 9  | Florida           | (A)  | 73 | 70  |
| Feb. 16 | LSU               | (H)  | 99 | 62  |
| Feb. 18 | Tulane            | (H)  | 78 | 54  |
| Feb. 23 | Tennessee         | (A)  | 75 | 85  |
| Feb. 25 | Kentucky (NR,3)   | (A)  | 85 | 103 |
| Mar. 1  | Alabama (2ot)     | (N3) | 79 | 81  |

(N1) Birmingham, Ala.  
(N2) Carousel Tournament, Charlotte, N.C.  
(N3) Montgomery, Ala.

1957-58 Won 16, Lost 6 (11-3 SEC)

COACH: Joel Eaves

CAPTAIN: Rex Frederick

|         | AU                       | Opp. |     |    |
|---------|--------------------------|------|-----|----|
| Dec. 3  | Jacksonville State       | (H)  | 89  | 50 |
| Dec. 7  | Wake Forest              | (N1) | 78  | 66 |
| Dec. 13 | TCU                      | (N2) | 75  | 63 |
| Dec. 14 | Mississippi State        | (N2) | 37  | 52 |
| Dec. 19 | Southern Methodist       | (A)  | 65  | 75 |
| Dec. 20 | Baylor                   | (A)  | 53  | 62 |
| Dec. 30 | Howard                   | (H)  | 106 | 47 |
| Jan. 4  | Mississippi State (NR,9) | (A)  | 42  | 70 |
| Jan. 6  | Ole Miss                 | (A)  | 71  | 51 |
| Jan. 11 | Florida                  | (A)  | 66  | 90 |
| Jan. 18 | Alabama                  | (N3) | 65  | 83 |
| Jan. 22 | Georgia Tech             | (A)  | 80  | 72 |
| Jan. 25 | Georgia                  | (N1) | 90  | 62 |
| Feb. 1  | Vanderbilt               | (H)  | 77  | 69 |
| Feb. 3  | Georgia Tech             | (H)  | 99  | 78 |
| Feb. 8  | Georgia                  | (H)  | 75  | 73 |
| Feb. 10 | Florida                  | (H)  | 76  | 69 |
| Feb. 15 | LSU                      | (A)  | 76  | 58 |
| Feb. 17 | Tulane                   | (A)  | 63  | 49 |
| Feb. 22 | Tennessee (NR,20)        | (H)  | 72  | 66 |
| Feb. 24 | Kentucky (NR,13)         | (N2) | 64  | 63 |
| Mar. 1  | Alabama (16,NR)          | (N3) | 67  | 65 |

(N1) Columbus, Ga.  
(N2) Birmingham Classic, Birmingham, Ala.  
(N3) Montgomery, Ala.

1958 Final Wire Service Poll

Associated Press

- |                  |               |
|------------------|---------------|
| 1. West Virginia | 7. Kansas     |
| 2. Cincinnati    | 8. Notre Dame |
| 3. Kansas State  | 9. Kentucky   |
| 4. San Francisco | 10. Duke      |
| 5. Temple        | 16. Auburn    |
| 6. Maryland      |               |

1958-59 Won 20, Lost 2 (12-2 SEC)

COACH: Joel Eaves

CAPTAINS: Rex Frederick, Jimmy Lee

|         | AU                      | Opp. |     |    |
|---------|-------------------------|------|-----|----|
| Dec. 2  | Jacksonville State      | (H)  | 111 | 54 |
| Dec. 6  | Baylor                  | (H)  | 71  | 60 |
| Dec. 17 | Florida State (13,NR)   | (H)  | 95  | 74 |
| Dec. 19 | Wyoming (13,NR)         | (N1) | 70  | 47 |
| Dec. 20 | Alabama (13,NR)         | (N1) | 79  | 60 |
| Dec. 27 | Florence State (8,NR)   | (H)  | 104 | 78 |
| Dec. 29 | Florida State (8,NR)    | (A)  | 69  | 62 |
| Jan. 3  | Mississippi State (9,8) | (H)  | 97  | 66 |
| Jan. 5  | Ole Miss (9,NR)         | (H)  | 60  | 47 |
| Jan. 10 | Florida (6,NR)          | (A)  | 63  | 54 |
| Jan. 17 | Alabama (5,NR)          | (N2) | 57  | 55 |
| Jan. 21 | Georgia Tech (5,NR)     | (H)  | 66  | 55 |
| Jan. 24 | Georgia (5,NR)          | (A)  | 81  | 61 |
| Jan. 31 | Vanderbilt (4,NR)       | (A)  | 64  | 61 |
| Feb. 3  | Georgia Tech (4,NR)     | (A)  | 51  | 40 |
| Feb. 7  | Georgia (4,NR)          | (H)  | 95  | 69 |
| Feb. 9  | Florida (4,NR)          | (H)  | 93  | 71 |
| Feb. 14 | LSU (4,NR)              | (H)  | 115 | 67 |
| Feb. 16 | Tulane (4,NR)           | (H)  | 79  | 56 |
| Feb. 21 | Kentucky (2,3)          | (A)  | 56  | 75 |
| Feb. 23 | Tennessee (2,NR)        | (A)  | 55  | 56 |
| Feb. 28 | Alabama (6,NR)          | (N2) | 69  | 50 |

(N1) Birmingham Classic, Birmingham, Ala.  
(N2) Montgomery, Ala.

1959-60 Won 19, Lost 3 (12-2 SEC)

COACH: Joel Eaves

CAPTAIN: Henry Hart

SEC CHAMPIONS

|        | AU             | Opp. |    |    |
|--------|----------------|------|----|----|
| Dec. 1 | Florence State | (H)  | 95 | 69 |
| Dec. 5 | Troy State     | (H)  | 72 | 46 |

|         |                      |      |     |    |
|---------|----------------------|------|-----|----|
| Dec. 7  | Howard               | (H)  | 104 | 57 |
| Dec. 12 | Florida State        | (H)  | 62  | 58 |
| Dec. 18 | Navy                 | (N1) | 61  | 68 |
| Dec. 19 | Alabama              | (N1) | 59  | 52 |
| Dec. 28 | Florida State        | (A)  | 76  | 63 |
| Jan. 2  | Mississippi State    | (A)  | 64  | 48 |
| Jan. 4  | Ole Miss             | (A)  | 56  | 64 |
| Jan. 9  | Florida              | (A)  | 73  | 69 |
| Jan. 16 | Alabama              | (N2) | 69  | 66 |
| Jan. 19 | Georgia Tech (NR,6)  | (A)  | 66  | 59 |
| Jan. 23 | Georgia              | (A)  | 59  | 68 |
| Jan. 30 | Vanderbilt           | (H)  | 55  | 54 |
| Feb. 2  | Georgia Tech (NR,6)  | (H)  | 48  | 45 |
| Feb. 6  | Georgia              | (H)  | 72  | 45 |
| Feb. 8  | Florida              | (H)  | 89  | 51 |
| Feb. 13 | LSU (17,NR)          | (A)  | 63  | 61 |
| Feb. 15 | Tulane (ot) (17,NR)  | (A)  | 53  | 51 |
| Feb. 20 | Kentucky (17,NR)     | (H)  | 61  | 60 |
| Feb. 22 | Tennessee (17,NR)    | (H)  | 72  | 63 |
| Feb. 27 | Alabama (ot) (13,NR) | (N2) | 63  | 61 |

(N1) Birmingham Classic, Birmingham, Ala.  
(N2) Montgomery, Ala.

1959 Final Wire Service Polls

Associated Press

United Press International

- |                   |                   |
|-------------------|-------------------|
| 1. Kansas State   | 1. Kansas State   |
| 2. Kentucky       | 2. Kentucky       |
| 3. Miss. State    | 3. Michigan State |
| 4. Bradley        | 4. Cincinnati     |
| 5. Cincinnati     | 5. N.C. State     |
| 6. N.C. State     | 6. North Carolina |
| 7. Michigan State | 7. Miss. State    |
| 8. Auburn         | 8. Bradley        |
| 9. North Carolina | 9. California     |
| 10. West Virginia | 10. Auburn        |

1960-61 Won 15, Lost 7 (8-6 SEC)

COACH: Joel Eaves

CAPTAINS: Porter Gilbert, Jimmy Fibbe

|         | AU                        | Opp. |    |    |
|---------|---------------------------|------|----|----|
| Dec. 1  | Livingston                | (H)  | 90 | 50 |
| Dec. 3  | Huntingdon                | (H)  | 66 | 44 |
| Dec. 10 | Florida State             | (H)  | 74 | 57 |
| Dec. 16 | Virginia Tech (11,NR)     | (N1) | 76 | 73 |
| Dec. 17 | Alabama (11,NR)           | (N1) | 74 | 62 |
| Jan. 2  | Florence State (9,NR)     | (H)  | 76 | 50 |
| Jan. 7  | Mississippi State (10,NR) | (H)  | 48 | 56 |
| Jan. 9  | Ole Miss                  | (H)  | 51 | 40 |
| Jan. 13 | Florida                   | (A)  | 53 | 58 |
| Jan. 17 | Florida State             | (N2) | 74 | 67 |
| Jan. 21 | Georgia                   | (N2) | 78 | 68 |
| Jan. 24 | Georgia Tech (ot)         | (H)  | 43 | 48 |
| Jan. 28 | Alabama (ot)              | (N3) | 66 | 71 |
| Feb. 4  | Vanderbilt                | (A)  | 53 | 58 |
| Feb. 7  | Georgia Tech              | (A)  | 38 | 36 |
| Feb. 11 | Georgia                   | (H)  | 73 | 69 |
| Feb. 13 | Florida                   | (H)  | 60 | 78 |
| Feb. 18 | LSU                       | (H)  | 69 | 65 |
| Feb. 20 | Tulane                    | (H)  | 63 | 44 |
| Feb. 25 | Tennessee                 | (A)  | 41 | 38 |
| Feb. 27 | Kentucky                  | (A)  | 51 | 77 |
| Mar. 4  | Alabama                   | (N3) | 80 | 69 |

(N1) Birmingham Classic, Birmingham, Ala.  
(N2) Columbus, Ga.  
(N3) Montgomery, Ala.

1960 Final Wire Service Polls

Associated Press

United Press International

- |                    |                  |
|--------------------|------------------|
| 1. Cincinnati      | 1. California    |
| 2. California      | 2. Cincinnati    |
| 3. Ohio State      | 3. Ohio State    |
| 4. Bradley         | 4. Bradley       |
| 5. West Virginia   | 5. Utah          |
| 6. Utah            | 6. West Virginia |
| 7. Indiana         | 7. Utah State    |
| 8. Utah State      | 8. Georgia Tech  |
| 9. St. Bonaventure | 9. Villanova     |
| 10. Miami (Fla.)   | 10. Indiana      |
| 11. Auburn         | 17. Auburn       |

1961-62 Won 18, Lost 6 (11-3 SEC)

COACH: Joel Eaves

CAPTAIN: Bill Ross

|        | AU                 | Opp. |    |    |
|--------|--------------------|------|----|----|
| Dec. 4 | Jacksonville State | (H)  | 73 | 37 |



Year-by-Year Scores

|         |                          |      |    |    |
|---------|--------------------------|------|----|----|
| Dec. 6  | Southwestern Louisiana   | (H)  | 62 | 46 |
| Dec. 9  | Florida State            | (H)  | 52 | 56 |
| Dec. 15 | LSU                      | (N1) | 67 | 50 |
| Dec. 16 | Virginia Tech            | (N1) | 77 | 63 |
| Dec. 22 | Texas A&M                | (N2) | 50 | 62 |
| Dec. 23 | Houston                  | (N2) | 49 | 54 |
| Dec. 30 | Florida State            | (A)  | 62 | 57 |
| Jan. 2  | Chattanooga              | (H)  | 67 | 47 |
| Jan. 6  | Mississippi State (NR,9) | (A)  | 48 | 51 |
| Jan. 8  | Ole Miss                 | (A)  | 64 | 58 |
| Jan. 13 | Florida                  | (A)  | 40 | 43 |
| Jan. 20 | Alabama                  | (N3) | 60 | 50 |
| Jan. 23 | Georgia Tech             | (A)  | 52 | 40 |
| Jan. 27 | Georgia                  | (N4) | 83 | 47 |
| Feb. 3  | Vanderbilt               | (H)  | 89 | 68 |
| Feb. 5  | Georgia Tech             | (H)  | 48 | 39 |
| Feb. 10 | Georgia                  | (H)  | 74 | 49 |
| Feb. 12 | Florida                  | (H)  | 64 | 60 |
| Feb. 17 | LSU                      | (A)  | 55 | 50 |
| Feb. 19 | Tulane                   | (A)  | 81 | 64 |
| Feb. 24 | Tennessee                | (H)  | 60 | 51 |
| Feb. 26 | Kentucky (NR,3)          | (H)  | 60 | 63 |
| Mar. 4  | Alabama                  | (N3) | 62 | 49 |

N1 Birmingham Classic, Birmingham, Ala.  
 (N2) Houston Classic, Houston, Texas  
 (N3) Montgomery, Ala.  
 (N4) Columbus, Ga.

1962-63 Won 18, Lost 4 (10-4 SEC)

COACH: Joel Eaves  
 CAPTAIN: Layton Johns

|         |                     |      | AU | Opp. |
|---------|---------------------|------|----|------|
| Dec. 4  | Howard              | (H)  | 69 | 50   |
| Dec. 8  | Florida State       | (H)  | 65 | 47   |
| Dec. 14 | Texas Tech          | (H)  | 86 | 57   |
| Dec. 17 | Chattanooga         | (H)  | 79 | 37   |
| Dec. 19 | Spring Hill         | (H)  | 71 | 51   |
| Dec. 21 | Florida State (2ot) | (A)  | 77 | 70   |
| Dec. 28 | Xavier              | (N1) | 64 | 57   |
| Dec. 29 | Houston (ot)        | (N1) | 71 | 69   |
| Jan. 5  | Mississippi State   | (H)  | 53 | 62   |
| Jan. 7  | Ole Miss            | (H)  | 79 | 44   |
| Jan. 12 | Florida             | (A)  | 81 | 56   |
| Jan. 19 | Alabama (ot)        | (N2) | 81 | 78   |
| Jan. 22 | Georgia Tech (NR,9) | (A)  | 64 | 69   |
| Jan. 26 | Georgia             | (A)  | 78 | 62   |
| Feb. 2  | Vanderbilt          | (A)  | 62 | 59   |
| Feb. 9  | Georgia (ot)        | (H)  | 70 | 67   |
| Feb. 11 | Florida             | (H)  | 88 | 59   |
| Feb. 16 | LSU                 | (H)  | 82 | 57   |
| Feb. 18 | Tulane              | (H)  | 63 | 61   |
| Feb. 23 | Kentucky (9,NR)     | (A)  | 59 | 78   |
| Feb. 25 | Tennessee           | (A)  | 47 | 55   |
| Mar. 2  | Alabama (ot)        | (N2) | 74 | 67   |

(N1) Sugar Bowl Tournament, New Orleans, La.  
 (N2) Montgomery, Ala.

1963-64 Won 11, Lost 12 (6-8 SEC)

COACH: Billy Lynn  
 CAPTAINS: Larry Chapman, John Blackwell

|         |                        |      | AU  | Opp. |
|---------|------------------------|------|-----|------|
| Dec. 3  | Howard                 | (H)  | 102 | 44   |
| Dec. 7  | Florida State          | (A)  | 67  | 69   |
| Dec. 14 | Southern Mississippi   | (H)  | 80  | 74   |
| Dec. 19 | Texas Tech             | (A)  | 71  | 83   |
| Dec. 20 | SMU                    | (A)  | 70  | 84   |
| Dec. 27 | Athens College         | (H)  | 83  | 51   |
| Dec. 30 | Duke                   | (N1) | 67  | 84   |
| Dec. 31 | Loyola (New Orleans)   | (N1) | 62  | 52   |
| Jan. 4  | Mississippi State (ot) | (A)  | 64  | 63   |
| Jan. 6  | Ole Miss (ot)          | (A)  | 58  | 59   |
| Jan. 11 | Florida                | (A)  | 46  | 63   |
| Jan. 18 | Alabama                | (N2) | 72  | 86   |
| Jan. 25 | Georgia                | (A)  | 85  | 77   |
| Jan. 28 | Florida State          | (H)  | 63  | 59   |
| Feb. 1  | Vanderbilt (NR,5)      | (H)  | 81  | 63   |
| Feb. 3  | Georgia Tech           | (H)  | 57  | 62   |
| Feb. 8  | Georgia                | (H)  | 67  | 71   |
| Feb. 10 | Florida                | (H)  | 79  | 58   |
| Feb. 15 | LSU                    | (A)  | 66  | 86   |
| Feb. 17 | Tulane                 | (A)  | 78  | 72   |
| Feb. 22 | Kentucky (NR,3)        | (N2) | 79  | 99   |
| Feb. 24 | Tennessee              | (H)  | 62  | 68   |
| Feb. 29 | Alabama                | (N2) | 83  | 76   |

(N1) Sugar Bowl Tournament, New Orleans, La.  
 (N2) Montgomery, Ala.

1964-65 Won 16, Lost 9 (11-5 SEC)

COACH: Bill Lynn  
 CAPTAIN: Freddie Guy

|         |                   |      | AU  | Opp. |
|---------|-------------------|------|-----|------|
| Dec. 1  | Georgia Tech      | (A)  | 60  | 52   |
| Dec. 5  | Florida State     | (H)  | 92  | 68   |
| Dec. 15 | Houston           | (N1) | 48  | 50   |
| Dec. 17 | Rice              | (N1) | 94  | 71   |
| Dec. 21 | Georgia Southern  | (H)  | 80  | 64   |
| Dec. 27 | Clemson           | (N2) | 65  | 77   |
| Dec. 29 | Furman            | (N2) | 107 | 86   |
| Jan. 2  | Mississippi State | (A)  | 71  | 70   |
| Jan. 4  | Ole Miss          | (A)  | 77  | 53   |
| Jan. 9  | Florida           | (H)  | 74  | 63   |
| Jan. 11 | Ole Miss          | (H)  | 67  | 52   |
| Jan. 16 | Alabama           | (N3) | 93  | 68   |
| Jan. 18 | Kentucky          | (A)  | 67  | 73   |
| Jan. 23 | Georgia           | (H)  | 95  | 65   |
| Jan. 25 | Florida State     | (A)  | 55  | 58   |
| Jan. 30 | Vanderbilt        | (A)  | 77  | 105  |
| Feb. 6  | Georgia           | (A)  | 60  | 62   |
| Feb. 7  | Florida           | (A)  | 83  | 79   |
| Feb. 13 | LSU               | (H)  | 101 | 60   |
| Feb. 15 | Tulane            | (H)  | 87  | 73   |
| Feb. 20 | Kentucky          | (H)  | 88  | 69   |
| Feb. 22 | Tennessee (NR,8)  | (A)  | 38  | 69   |
| Feb. 26 | Georgia Tech      | (H)  | 54  | 59   |
| Mar. 1  | Vanderbilt (NR,9) | (H)  | 64  | 79   |
| Mar. 6  | Alabama           | (N3) | 80  | 60   |

(N1) Bluebonnet Bowl Tournament, Houston, Texas  
 (N2) Poinsettia Classic, Greenville, S.C.  
 (N3) Montgomery, Ala.

1965-66 Won 16, Lost 10 (8-8 SEC)

COACH: Bill Lynn  
 CAPTAIN: Lee DeFore

|         |                    |      | AU | Opp. |
|---------|--------------------|------|----|------|
| Dec. 2  | Rice               | (H)  | 91 | 74   |
| Dec. 7  | Jacksonville State | (H)  | 78 | 50   |
| Dec. 11 | Jacksonville Univ. | (H)  | 77 | 69   |
| Dec. 18 | Georgia Tech       | (A)  | 79 | 74   |
| Dec. 20 | Columbia (ot)      | (N1) | 76 | 75   |
| Dec. 21 | Florida State      | (N1) | 59 | 58   |
| Dec. 27 | Florida State      | (N2) | 80 | 64   |
| Dec. 29 | Dayton             | (N3) | 71 | 85   |
| Dec. 30 | Houston            | (N3) | 76 | 89   |
| Jan. 3  | Mississippi State  | (H)  | 72 | 83   |
| Jan. 8  | LSU                | (A)  | 74 | 66   |
| Jan. 11 | Tulane             | (A)  | 92 | 58   |
| Jan. 17 | Tennessee          | (H)  | 51 | 47   |
| Jan. 22 | Alabama            | (N4) | 90 | 71   |
| Jan. 24 | Florida            | (H)  | 64 | 68   |
| Jan. 29 | Kentucky (NR,2)    | (A)  | 78 | 115  |
| Jan. 31 | Vanderbilt (NR,4)  | (A)  | 63 | 68   |
| Feb. 5  | Ole Miss           | (A)  | 70 | 55   |
| Feb. 9  | Florida            | (A)  | 86 | 66   |
| Feb. 12 | Kentucky (NR,1)    | (H)  | 64 | 77   |
| Feb. 14 | Vanderbilt (NR,5)  | (H)  | 76 | 91   |
| Feb. 16 | Georgia            | (A)  | 74 | 83   |
| Feb. 19 | Georgia Tech       | (H)  | 90 | 73   |
| Feb. 23 | Georgia            | (H)  | 74 | 63   |
| Feb. 26 | Ole Miss           | (H)  | 86 | 74   |
| Mar. 5  | Alabama            | (N4) | 83 | 88   |

(N1) Tampa Invitational, Tampa, Fla.  
 (N2) Pensacola, Fla.  
 (N3) Sugar Bowl Tournament, New Orleans, La.  
 (N4) Montgomery, Ala.

1966-67 Won 17, Lost 8 (12-6 SEC)

COACH: Bill Lynn  
 CAPTAIN: Bobby Buisson

|         |                        |      | AU  | Opp. |
|---------|------------------------|------|-----|------|
| Dec. 1  | Citadel                | (A)  | 105 | 83   |
| Dec. 6  | Louisiana Tech         | (H)  | 88  | 77   |
| Dec. 10 | Southwestern Louisiana | (H)  | 78  | 68   |
| Dec. 16 | Tennessee              | (A1) | 49  | 73   |
| Dec. 17 | Miami (Fla.)           | (N1) | 73  | 87   |
| Dec. 21 | Georgia Tech (ot)      | (A)  | 76  | 78   |
| Dec. 27 | Florida State          | (N2) | 67  | 59   |

|         |                          |      | (N2) | 80 | 79 |
|---------|--------------------------|------|------|----|----|
| Dec. 28 | TCU                      | (N2) | 80   | 79 |    |
| Dec. 31 | Vanderbilt (NR,9)        | (H)  | 64   | 51 |    |
| Jan. 3  | LSU                      | (H)  | 70   | 59 |    |
| Jan. 7  | Ole Miss                 | (A)  | 67   | 56 |    |
| Jan. 9  | Miss. State (ot) (NR,10) | (A)  | 54   | 59 |    |
| Jan. 16 | Vanderbilt               | (A)  | 65   | 71 |    |
| Jan. 21 | Kentucky                 | (A)  | 58   | 60 |    |
| Jan. 28 | Georgia                  | (H)  | 73   | 64 |    |
| Jan. 30 | Florida                  | (H)  | 87   | 61 |    |
| Feb. 1  | Georgia                  | (A)  | 62   | 49 |    |
| Feb. 8  | LSU                      | (A)  | 80   | 63 |    |
| Feb. 11 | Alabama                  | (N3) | 66   | 63 |    |
| Feb. 13 | Mississippi State        | (H)  | 68   | 57 |    |
| Feb. 18 | Florida                  | (A)  | 59   | 79 |    |
| Feb. 20 | Ole Miss                 | (H)  | 86   | 67 |    |
| Feb. 25 | Tennessee (NR,9)         | (H)  | 45   | 54 |    |
| Feb. 27 | Kentucky                 | (H)  | 60   | 49 |    |
| Mar. 3  | Alabama (ot)             | (N3) | 99   | 96 |    |

(A1,N1) Volunteer Invitational, Knoxville, Tenn.  
 (N2) Mobile Invitational, Mobile, Ala.  
 (N3) Montgomery, Ala.

1967-68 Won 13, Lost 13 (8-10 SEC)

COACH: Bill Lynn  
 CAPTAIN: Alex Howell

|         |                   |      | AU | Opp. |
|---------|-------------------|------|----|------|
| Dec. 1  | Citadel           | (H)  | 70 | 73   |
| Dec. 4  | Vanderbilt (NR,9) | (A)  | 65 | 78   |
| Dec. 9  | Wake Forest       | (A)  | 66 | 63   |
| Dec. 16 | Georgia Tech      | (A)  | 63 | 52   |
| Dec. 18 | St. Bonaventure   | (N1) | 73 | 77   |
| Dec. 19 | Rutgers           | (N1) | 70 | 62   |
| Dec. 27 | Arkansas          | (N2) | 65 | 58   |
| Dec. 28 | Oklahoma City     | (A2) | 68 | 78   |
| Dec. 29 | Virginia Tech     | (N2) | 76 | 61   |
| Jan. 3  | LSU               | (A)  | 72 | 76   |
| Jan. 6  | Ole Miss          | (H)  | 90 | 71   |
| Jan. 8  | Mississippi State | (H)  | 62 | 66   |
| Jan. 15 | Vanderbilt (NR,8) | (H)  | 65 | 74   |
| Jan. 20 | Kentucky (NR,9)   | (H)  | 74 | 73   |
| Jan. 27 | Georgia           | (A)  | 74 | 76   |
| Jan. 29 | Florida           | (A)  | 60 | 65   |
| Jan. 31 | Georgia           | (H)  | 62 | 56   |
| Feb. 7  | LSU               | (H)  | 74 | 69   |
| Feb. 10 | Alabama           | (A)  | 63 | 64   |
| Feb. 12 | Mississippi State | (A)  | 74 | 72   |
| Feb. 17 | Florida           | (H)  | 73 | 65   |
| Feb. 19 | Ole Miss          | (A)  | 56 | 57   |
| Feb. 24 | Tennessee         | (A)  | 53 | 52   |
| Feb. 26 | Kentucky (NR,5)   | (A)  | 57 | 89   |
| Mar. 2  | Alabama           | (H)  | 73 | 69   |
| Mar. 3  | Tennessee (ot)    | (H)  | 54 | 63   |

(N1) Tampa Invitational, Tampa, Fla.  
 (A2,N2) All-College Tournament, Oklahoma City, Okla.

1968-69 Won 15, Lost 10 (10-8 SEC)

COACH: Bill Lynn  
 CAPTAIN: Tom Perry

|         |                        |      | AU | Opp. |
|---------|------------------------|------|----|------|
| Nov. 30 | South Carolina         | (A)  | 49 | 51   |
| Dec. 14 | Ole Miss               | (A)  | 75 | 64   |
| Dec. 16 | Mississippi State      | (A)  | 59 | 65   |
| Dec. 18 | Southwestern Louisiana | (A)  | 76 | 80   |
| Dec. 19 | Louisiana Tech         | (A)  | 97 | 84   |
| Dec. 21 | Clemson                | (N1) | 92 | 72   |
| Dec. 27 | Southern Mississippi   | (N2) | 73 | 70   |
| Dec. 28 | Xavier                 | (N2) | 75 | 73   |
| Jan. 4  | Florida                | (A)  | 59 | 68   |
| Jan. 6  | Georgia                | (A)  | 69 | 74   |
| Jan. 11 | LSU                    | (H)  | 90 | 71   |
| Jan. 15 | Alabama                | (H)  | 78 | 63   |
| Jan. 20 | Georgia                | (H)  | 84 | 85   |
| Jan. 25 | Vanderbilt             | (A)  | 92 | 79   |
| Feb. 1  | Tennessee              | (A)  | 59 | 64   |
| Feb. 3  | Kentucky (NR,5)        | (A)  | 93 | 105  |
| Feb. 8  | Florida (ot)           | (H)  | 81 | 80   |
| Feb. 12 | Mississippi State      | (H)  | 87 | 68   |
| Feb. 15 | LSU                    | (A)  | 81 | 93   |
| Feb. 17 | Alabama                | (A)  | 60 | 53   |
| Feb. 22 | Vanderbilt             | (H)  | 85 | 75   |
| Feb. 24 | Georgia Tech           | (H)  | 87 | 85   |
| Mar. 1  | Tennessee              | (H)  | 71 | 60   |
| Mar. 3  | Kentucky (NR,17)       | (H)  | 86 | 90   |



Year-by-Year Scores

Mar. 8 Ole Miss (H) 80 70  
(N1) Birmingham, Ala.; (N2) Mobile Classic, Mobile, Ala.

**1969-70 Won 15, Lost 11 (11-7 SEC)**

**COACH: Bill Lynn**

**CAPTAINS: Carl Shetler, Bill Alexander**

|  | AU | Opp. |
|--|----|------|
| Dec. 1 South Carolina (NR,1) (H) 64 86 |    |      |
| Dec. 4 Clemson (A) 61 60               |    |      |
| Dec. 6 Wake Forest (H) 81 95           |    |      |
| Dec. 13 Ole Miss (H) 91 77             |    |      |
| Dec. 15 Mississippi State (H) 94 66    |    |      |
| Dec. 17 North Carolina State (A) 69 76 |    |      |
| Dec. 19 St. Louis (N1) 70 66           |    |      |
| Dec. 20 Dartmouth (N1) 85 76           |    |      |
| Dec. 27 Buffalo (N2) 84 61             |    |      |
| Jan. 3 Florida (H) 91 75               |    |      |
| Jan. 5 Georgia (H) 64 68               |    |      |
| Jan. 10 LSU (A) 79 70                  |    |      |
| Jan. 12 Alabama (A) 86 77              |    |      |
| Jan. 17 Georgia Tech (A) 74 86         |    |      |
| Jan. 19 Georgia (A) 67 71              |    |      |
| Jan. 24 Vanderbilt (A) 84 75           |    |      |
| Jan. 31 Tennessee (H) 61 55            |    |      |
| Feb. 2 Kentucky (NR,2) (H) 83 84       |    |      |
| Feb. 7 Florida (A) 68 70               |    |      |
| Feb. 11 Miss. State (ot) (A) 71 69     |    |      |
| Feb. 14 Alabama (H) 121 78             |    |      |
| Feb. 16 LSU (H) 64 70                  |    |      |
| Feb. 21 Vanderbilt (H) 74 92           |    |      |
| Feb. 28 Tennessee (A) 77 64            |    |      |
| Mar. 2 Kentucky (NR,1) (A) 81 102      |    |      |
| Mar. 7 Ole Miss (A) 67 66              |    |      |

(N1)Vanderbilt Classic, Nashville, Tenn.  
(N2) Birmingham, Ala.

**1970-71 Won 11, Lost 15 (8-10 SEC)**

**COACH: Bill Lynn**

**CAPTAIN: Jimmy Walker**

|   | AU | Opp. |
|---|----|------|
| Dec. 1 Louisiana Tech (H) 93 87           |    |      |
| Dec. 3 South Carolina (NR,2) (A) 69 86    |    |      |
| Dec. 5 No. Carolina St. (NR,19) (H) 91 85 |    |      |
| Dec. 12 Ole Miss (A) 96 108               |    |      |
| Dec. 14 Mississippi State (A) 73 70       |    |      |
| Dec. 19 Georgia Tech (N1) 76 87           |    |      |
| Dec. 21 Houston (A) 76 79                 |    |      |
| Dec. 29 Xavier (N2) 86 73                 |    |      |
| Dec. 30 Old Dominion (A2) 76 89           |    |      |
| Jan. 2 Florida (A) 60 66                  |    |      |
| Jan. 4 Georgia (A) 79 58                  |    |      |
| Jan. 9 LSU (H) 92 106                     |    |      |
| Jan. 11 Alabama (H) 83 72                 |    |      |
| Jan. 14 Georgia Tech (A) 81 90            |    |      |
| Jan. 18 Georgia (H) 76 77                 |    |      |
| Jan. 23 Vanderbilt (A) 86 107             |    |      |
| Jan. 30 Tennessee (NR,8) (A) 68 90        |    |      |
| Feb. 1 Kentucky (NR,11) (A) 76 114        |    |      |
| Feb. 6 Florida (H) 85 70                  |    |      |
| Feb. 10 Mississippi State (H) 92 68       |    |      |
| Feb. 13 Alabama (A) 92 76                 |    |      |
| Feb. 15 LSU (A) 94 114                    |    |      |
| Feb. 20 Vanderbilt (H) 96 94              |    |      |
| Feb. 27 Tennessee (NR,17) (H) 71 76       |    |      |
| Mar. 1 Kentucky (NR,10) (H) 83 102        |    |      |
| Mar. 6 Ole Miss (H) 86 85                 |    |      |

(N1) Birmingham, AL; (A2,N2) Old Dominion Tour., Norfolk, VA

**1971-72 Won 10, Lost 16 (6-12 SEC)**

**COACH: Bill Lynn**

**CAPTAIN: Henry Harris**

|   | AU | Opp. |
|---|----|------|
| Dec. 1 South Carolina (NR,12) (H) 63 84 |    |      |
| Dec. 4 Athens College (H) 95 71         |    |      |
| Dec. 11 Georgia Tech (A) 76 62          |    |      |
| Dec. 13 Mississippi State (H) 85 75     |    |      |
| Dec. 16 Louisiana Tech (A) 82 107       |    |      |
| Dec. 18 Xavier (N1) 60 71               |    |      |
| Dec. 29 Furman (A2) 103 78              |    |      |
| Dec. 30 Clemson (N2) 67 77              |    |      |
| Jan. 3 Ole Miss (H) 65 69               |    |      |
| Jan. 8 Florida (H) 79 74                |    |      |

|                                     |
|-------------------------------------|
| Jan. 10 Georgia (H) 99 93           |
| Jan. 15 LSU (A) 77 73               |
| Jan. 22 Alabama (A) 66 89           |
| Jan. 24 Georgia (A) 72 79           |
| Jan. 29 Vanderbilt (A) 77 85        |
| Feb. 5 Tennessee (H) 67 76          |
| Feb. 7 Kentucky (H) 72 78           |
| Feb. 12 Florida (A) 103 100         |
| Feb. 14 LSU (H) 85 77               |
| Feb. 15 Georgia Tech (H) 91 77      |
| Feb. 19 Alabama (H) 78 79           |
| Feb. 21 Mississippi State (A) 60 62 |
| Feb. 26 Vanderbilt (H) 87 93        |
| Mar. 4 Tennessee (A) 70 80          |
| Mar. 6 Kentucky (A) 67 102          |
| Mar. 9 Ole Miss (A) 83 89           |

(N1) Birmingham, Ala.  
(N2) Poinsettia Tournament, Greenville, S.C.

**1972-73 Won 6, Lost 20 (4-14 SEC)**

**COACH: Bill Lynn**

**CAPTAIN: Gary England**

|                                     | AU | Opp. |
|-------------------------------------|----|------|
| Nov. 25 Georgia Tech (A) 83 90      |    |      |
| Dec. 1 South Alabama (H) 64 68      |    |      |
| Dec. 7 Eastern Illinois (H) 82 75   |    |      |
| Dec. 15 Southern Cal (A1) 66 73     |    |      |
| Dec. 16 Western Kentucky (N1) 72 87 |    |      |
| Dec. 18 Dayton (A) 63 106           |    |      |
| Dec. 19 Xavier (A) 60 67            |    |      |
| Jan. 2 Ole Miss (A) 66 58           |    |      |
| Jan. 6 Florida (A) 55 65            |    |      |
| Jan. 8 Georgia (ot) (A) 72 84       |    |      |
| Jan. 13 LSU (H) 60 79               |    |      |
| Jan. 15 Mississippi State (H) 82 77 |    |      |
| Jan. 20 Alabama (NR,11) (H) 64 76   |    |      |
| Jan. 22 Georgia (H) 64 68           |    |      |
| Jan. 27 Vanderbilt (H) 81 77        |    |      |
| Feb. 3 Tennessee (A) 74 82          |    |      |
| Feb. 5 Kentucky (A) 57 88           |    |      |
| Feb. 10 Florida (ot) (H) 74 76      |    |      |
| Feb. 12 LSU (A) 74 76               |    |      |
| Feb. 17 Alabama (NR,17) (A) 75 87   |    |      |
| Feb. 19 Mississippi State (A) 87 94 |    |      |
| Feb. 24 Vanderbilt (A) 70 98        |    |      |
| Feb. 26 Georgia Tech (H) 79 69      |    |      |
| Mar. 3 Kentucky (H) 79 91           |    |      |
| Mar. 5 Tennessee (H) 72 80          |    |      |
| Mar. 8 Ole Miss (H) 77 73           |    |      |

(A1,N1) Trojan Classic, Los Angeles, Calif.

**1973-74 Won 10, Lost 16 (5-13 SEC)**

**COACH: Bob Davis**

**CAPTAIN: Mike Christian**

|  | AU | Opp. |
|--|----|------|
| Nov. 30 Clemson (A1) 72 87             |    |      |
| Dec. 1 Jacksonville (NR,17) (N1) 78 90 |    |      |
| Dec. 4 Western Carolina (H) 95 85      |    |      |
| Dec. 8 Virginia Tech (H) 76 74         |    |      |
| Dec. 13 Georgia Tech (A) 88 86         |    |      |
| Dec. 21 UTEP (A2) 56 68                |    |      |
| Dec. 22 Lamar (N2) 88 78               |    |      |
| Jan. 5 Tennessee (H) 77 89             |    |      |
| Jan. 7 Ole Miss (A) 65 93              |    |      |
| Jan. 12 Kentucky (A) 58 79             |    |      |
| Jan. 14 Florida (H) 81 92              |    |      |
| Jan. 19 Vanderbilt (NR,8) (A) 51 96    |    |      |
| Jan. 21 Mississippi State (A) 87 81    |    |      |
| Jan. 26 LSU (H) 76 87                  |    |      |
| Jan. 28 Georgia (A) 82 85              |    |      |
| Feb. 2 Alabama (NR,8) (H) 64 73        |    |      |
| Feb. 4 Tennessee (A) 80 88             |    |      |
| Feb. 9 Ole Miss (H) 85 75              |    |      |
| Feb. 11 Kentucky (ot) (H) 99 97        |    |      |
| Feb. 16 Florida (A) 77 85              |    |      |
| Feb. 18 Vanderbilt (NR,5) (H) 79 89    |    |      |
| Feb. 23 Mississippi State (H) 60 67    |    |      |
| Feb. 25 LSU (A) 96 89                  |    |      |
| Feb. 27 Georgia Tech (H) 92 70         |    |      |
| Mar. 2 Georgia (H) 97 84               |    |      |
| Mar. 4 Alabama (NR,7) (A) 84 97        |    |      |

(A1,N1) IPTAY Tournament, Clemson, S.C.  
(A2,N2) Sun Bowl Tournament, El Paso, Texas

**1974-75 Won 18, Lost 8 (12-6 SEC)**

**COACH: Bob Davis**

**CAPTAINS: Eddie Johnson, Gary Redding**

|                                     | AU | Opp. |
|-------------------------------------|----|------|
| Dec. 2 South Florida (H) 77 52      |    |      |
| Dec. 7 Butler (A) 74 71             |    |      |
| Dec. 9 Western Carolina (H) 85 77   |    |      |
| Dec. 14 Virginia Tech (A) 82 83     |    |      |
| Dec. 27 Clemson (N1) 59 63          |    |      |
| Dec. 28 Navy (N1) 73 69             |    |      |
| Jan. 4 Tennessee (A) 81 96          |    |      |
| Jan. 6 Ole Miss (H) 104 86          |    |      |
| Jan. 11 Kentucky (NR,7) (H) 90 85   |    |      |
| Jan. 13 Florida (A) 84 68           |    |      |
| Jan. 15 Georgia Tech (A) 87 75      |    |      |
| Jan. 18 Vanderbilt (H) 93 89        |    |      |
| Jan. 20 Mississippi State (H) 98 89 |    |      |
| Jan. 25 LSU (20,NR) (A) 87 78       |    |      |
| Jan. 27 Georgia (14,NR) (H) 65 64   |    |      |
| Feb. 1 Alabama (14,9) (A) 53 77     |    |      |
| Feb. 3 Tennessee (NR,18) (H) 62 59  |    |      |
| Feb. 8 Ole Miss (A) 70 72           |    |      |
| Feb. 10 Kentucky (NR,5) (A) 76 119  |    |      |
| Feb. 15 Florida (H) 76 75           |    |      |
| Feb. 17 Vanderbilt (A) 78 85        |    |      |
| Feb. 22 Mississippi State (A) 78 74 |    |      |
| Feb. 24 LSU (H) 110 94              |    |      |
| Mar. 1 Georgia (ot) (A) 90 93       |    |      |
| Mar. 3 VCU (H) 117 72               |    |      |
| Mar. 8 Alabama (NR,7) (H) 76 70     |    |      |

(N1) Pillsbury's Best Tournament, Minneapolis, Minn.

**1975-76 Won 16, Lost 10 (11-7 SEC)**

**COACH: Bob Davis**

**CAPTAINS: Eddie Johnson, Gary Redding**

|   | AU | Opp. |
|---|----|------|
| Dec. 1 Butler (H) 80 69                   |    |      |
| Dec. 3 Western Carolina (17,NR) (A) 88 76 |    |      |
| Dec. 13 South Florida (17,NR) (A) 79 78   |    |      |
| Dec. 19 SMU (17,NR) (ot) (N1) 85 87       |    |      |
| Dec. 20 Tulsa (17,NR) (N1) 92 74          |    |      |
| Dec. 26 Duke (A) 74 85                    |    |      |
| Dec. 27 N.C. State (NR,9) (A) 74 79       |    |      |
| Jan. 3 LSU (A) 102 86                     |    |      |
| Jan. 5 Ole Miss (A) 72 66                 |    |      |
| Jan. 10 Alabama (NR,10) (H) 62 63         |    |      |
| Jan. 12 Mississippi State (H) 75 70       |    |      |
| Jan. 17 Georgia (A) 94 70                 |    |      |
| Jan. 19 Tennessee (NR,9) (A) 78 83        |    |      |
| Jan. 24 Vanderbilt (H) 59 71              |    |      |
| Jan. 26 Kentucky (ot) (H) 91 84           |    |      |
| Jan. 31 Florida (A) 92 86                 |    |      |
| Feb. 7 Alabama (NR,17) (A) 75 86          |    |      |
| Feb. 9 Mississippi State (A) 74 75        |    |      |
| Feb. 11 Georgia Tech (H) 72 51            |    |      |
| Feb. 14 Georgia (H) 88 79                 |    |      |
| Feb. 16 Tennessee (NR,8) (ot) (H) 73 72   |    |      |
| Feb. 21 Vanderbilt (A) 72 80              |    |      |
| Feb. 23 Kentucky (A) 82 93                |    |      |
| Feb. 28 Florida (H) 89 80                 |    |      |
| Mar. 6 LSU (H) 90 80                      |    |      |
| Mar. 8 Ole Miss (H) 103 88                |    |      |

(N1) Sun Carnival Classic, El Paso, Texas

**1976-77 Won 13, Lost 13 (6-12 SEC)**

**COACH: Bob Davis**

**CAPTAINS: Eddie Johnson, Pepto Bolden**

|                                      | AU | Opp. |
|--------------------------------------|----|------|
| Nov. 26 Jacksonville (N1) 92 67      |    |      |
| Nov. 29 Appalachian State (H) 84 61  |    |      |
| Dec. 1 Richmond (H) 86 63            |    |      |
| Dec. 4 Fairleigh Dickinson (H) 86 59 |    |      |
| Dec. 16 VCU (A) 109 59               |    |      |
| Dec. 28 Creighton (20,NR) (N2) 76 81 |    |      |
| Dec. 29 Rutgers (20,NR) (N2) 78 75   |    |      |
| Jan. 3 Alabama (20,4) (H) 71 74      |    |      |
| Jan. 5 Mississippi State (H) 79 81   |    |      |
| Jan. 8 Tennessee (A) 79 87           |    |      |
| Jan. 10 Georgia (A) 95 71            |    |      |
| Jan. 15 Kentucky (NR,2) (H) 68 75    |    |      |
| Jan. 17 Vanderbilt (H) 74 69         |    |      |
| Jan. 22 Florida (H) 73 77            |    |      |





Year-by-Year Scores

|         |                   |     |    |    |
|---------|-------------------|-----|----|----|
| Jan. 29 | LSU               | (A) | 73 | 77 |
| Jan. 31 | Ole Miss          | (A) | 72 | 65 |
| Feb. 5  | Tennessee (NR,11) | (H) | 83 | 93 |
| Feb. 7  | Georgia           | (H) | 83 | 74 |
| Feb. 12 | Kentucky (NR,3)   | (A) | 82 | 89 |
| Feb. 14 | Vanderbilt (ot)   | (A) | 76 | 71 |
| Feb. 19 | Florida           | (A) | 68 | 79 |
| Feb. 21 | Jacksonville      | (A) | 80 | 66 |
| Feb. 26 | LSU               | (H) | 76 | 86 |
| Feb. 28 | Ole Miss          | (H) | 97 | 84 |
| Mar. 5  | Alabama (NR,12)   | (A) | 77 | 81 |
| Mar. 7  | Mississippi State | (A) | 75 | 89 |

(N1) Birmingham, Ala.  
(N2) Louisville Holiday Classic, Louisville, Ky.

1977-78 Won 13, Lost 14 (8-10 SEC)

COACH: Bob Davis

CAPTAINS: Mike Mitchell, Stan Pietkiewicz, Myles Patrick

|         |                        |      | AU  | Opp. |
|---------|------------------------|------|-----|------|
| Dec. 1  | Houston                | (H)  | 87  | 88   |
| Dec. 3  | South Florida          | (H)  | 71  | 54   |
| Dec. 9  | Southern Illinois      | (N1) | 66  | 65   |
| Dec. 10 | Oklahoma State         | (N1) | 112 | 94   |
| Dec. 17 | Iona College           | (A)  | 82  | 105  |
| Dec. 29 | Southern Cal           | (N2) | 74  | 85   |
| Dec. 30 | Temple                 | (N2) | 73  | 74   |
| Jan. 2  | Georgia                | (A)  | 76  | 69   |
| Jan. 4  | Tennessee              | (A)  | 76  | 80   |
| Jan. 7  | Vanderbilt             | (H)  | 74  | 61   |
| Jan. 9  | Kentucky (NR,1)        | (H)  | 77  | 101  |
| Jan. 14 | Florida                | (A)  | 81  | 72   |
| Jan. 21 | Ole Miss               | (A)  | 75  | 84   |
| Jan. 23 | LSU                    | (A)  | 79  | 90   |
| Jan. 28 | Alabama                | (H)  | 74  | 81   |
| Jan. 30 | Mississippi State      | (H)  | 85  | 74   |
| Feb. 1  | Georgia Tech           | (A)  | 77  | 72   |
| Feb. 4  | Vanderbilt             | (A)  | 78  | 91   |
| Feb. 6  | Kentucky (NR,1)        | (A)  | 81  | 104  |
| Feb. 11 | Florida                | (H)  | 92  | 84   |
| Feb. 13 | Oral Roberts           | (H)  | 82  | 78   |
| Feb. 18 | Ole Miss               | (H)  | 92  | 67   |
| Feb. 20 | LSU (ot)               | (H)  | 95  | 101  |
| Feb. 25 | Alabama                | (A)  | 86  | 89   |
| Feb. 27 | Mississippi State (ot) | (A)  | 82  | 83   |
| Mar. 4  | Georgia                | (H)  | 81  | 80   |
| Mar. 6  | Tennessee              | (H)  | 107 | 94   |

(N1) Marshall Tournament, Huntington, W. Va.  
(N2) Sugar Bowl Tournament, New Orleans, La.

1978-79 Won 13, Lost 16 (5-13 SEC)

COACH: Sonny Smith

CAPTAINS: Bubba Price, Rich Valavicius

|         |                        |      | AU | Opp. |
|---------|------------------------|------|----|------|
| Dec. 1  | Southwestern Louisiana | (N1) | 83 | 82   |
| Dec. 4  | Florida State          | (H)  | 70 | 71   |
| Dec. 9  | Iona                   | (H)  | 74 | 66   |
| Dec. 12 | Richmond               | (A)  | 84 | 72   |
| Dec. 15 | Oklahoma               | (N1) | 78 | 70   |
| Dec. 16 | Navy                   | (N1) | 63 | 57   |
| Dec. 21 | Georgia Tech           | (N2) | 60 | 57   |
| Jan. 3  | Vanderbilt             | (H)  | 55 | 57   |
| Jan. 6  | Florida                | (H)  | 91 | 86   |
| Jan. 8  | Oral Roberts           | (A)  | 62 | 63   |
| Jan. 11 | Georgia                | (A)  | 84 | 77   |
| Jan. 13 | Ole Miss               | (A)  | 62 | 77   |
| Jan. 15 | LSU (NR,13)            | (A)  | 82 | 94   |
| Jan. 20 | Alabama (NR,18)        | (H)  | 76 | 83   |
| Jan. 22 | Mississippi State      | (H)  | 72 | 74   |
| Jan. 25 | Kentucky (ot)          | (H)  | 83 | 86   |
| Jan. 27 | Vanderbilt (NR,19)     | (A)  | 59 | 66   |
| Jan. 29 | Kentucky               | (A)  | 59 | 66   |
| Feb. 3  | Florida (ot)           | (A)  | 93 | 92   |
| Feb. 7  | Tennessee              | (A)  | 62 | 73   |
| Feb. 10 | Ole Miss (2ot)         | (H)  | 56 | 54   |
| Feb. 12 | LSU (NR,8)             | (H)  | 68 | 78   |
| Feb. 17 | Alabama (NR,20)        | (A)  | 73 | 80   |
| Feb. 19 | Mississippi State      | (A)  | 66 | 73   |
| Feb. 22 | Georgia                | (H)  | 73 | 68   |
| Feb. 24 | Tennessee              | (H)  | 55 | 60   |
| Feb. 28 | Vanderbilt             | (N3) | 59 | 53   |
| Mar. 1  | Georgia (4ot)          | (N3) | 95 | 91   |
| Mar. 2  | Tennessee (NR,20)      | (N3) | 64 | 75   |

(N1) Big Sun Tournament, St. Petersburg, Fla.  
(N2) Birmingham, Ala.  
(N3) SEC Tournament, Birmingham, Ala.

1979-80 Won 10, Lost 18 (5-13 SEC)

COACH: Sonny Smith

CAPTAIN: Rich Valavicius

|         |                        |      | AU | Opp. |
|---------|------------------------|------|----|------|
| Dec. 3  | Texas Wesleyan         | (H)  | 90 | 51   |
| Dec. 5  | Ole Miss               | (H)  | 76 | 73   |
| Dec. 7  | Arkansas State (ot)    | (N1) | 62 | 69   |
| Dec. 8  | George Washington      | (N1) | 60 | 71   |
| Dec. 12 | Tennessee              | (A)  | 58 | 61   |
| Dec. 15 | South Florida          | (A)  | 74 | 56   |
| Dec. 18 | Austin Peay            | (N2) | 65 | 61   |
| Dec. 21 | Long Beach State       | (N3) | 74 | 69   |
| Dec. 22 | Southwestern Louisiana | (N3) | 75 | 92   |
| Jan. 2  | Kentucky (NR,2)        | (A)  | 65 | 67   |
| Jan. 5  | Florida                | (H)  | 82 | 62   |
| Jan. 9  | Vanderbilt             | (A)  | 57 | 66   |
| Jan. 12 | Mississippi State      | (H)  | 77 | 67   |
| Jan. 16 | LSU (NR,14)            | (A)  | 82 | 93   |
| Jan. 19 | Georgia                | (H)  | 58 | 53   |
| Jan. 23 | Alabama (ot)           | (H)  | 46 | 50   |
| Jan. 26 | Ole Miss               | (A)  | 54 | 71   |
| Jan. 30 | Kentucky (NR,3)        | (H)  | 62 | 64   |
| Feb. 2  | Florida                | (A)  | 60 | 70   |
| Feb. 4  | Florida State          | (A)  | 69 | 73   |
| Feb. 6  | Vanderbilt             | (H)  | 73 | 77   |
| Feb. 9  | Mississippi State      | (A)  | 72 | 76   |
| Feb. 13 | LSU (NR,5)             | (H)  | 44 | 50   |
| Feb. 16 | Georgia (ot)           | (A)  | 69 | 65   |
| Feb. 20 | Alabama                | (A)  | 47 | 59   |
| Feb. 23 | Tennessee              | (H)  | 63 | 72   |
| Feb. 27 | Georgia                | (N)  | 79 | 71   |
| Feb. 28 | Kentucky (NR,2)        | (N)  | 61 | 69   |

(N1) Show-Me Classic, Columbia, Mo.  
(N2) Birmingham, Ala.  
(N3) Bayou Classic, Lafayette, La.  
(N4) SEC Tournament, Birmingham, Ala.

1980-81 Won 11, Lost 16 (4-14 SEC)

COACH: Sonny Smith

CO-CAPTAINS: Darrell Lockhart, Earl Banks

|         |                   |      | AU  | Opp. |
|---------|-------------------|------|-----|------|
| Dec. 1  | Towson State      | (H)  | 87  | 63   |
| Dec. 3  | Tennessee         | (H)  | 75  | 65   |
| Dec. 6  | Armstrong State   | (H)  | 79  | 70   |
| Dec. 8  | Tennessee Tech    | (H)  | 77  | 62   |
| Dec. 13 | Eckerd College    | (H)  | 106 | 66   |
| Dec. 17 | Florida State     | (N)  | 78  | 74   |
| Dec. 20 | Austin Peay       | (A)  | 52  | 51   |
| Dec. 29 | Air Force (ot)    | (N1) | 46  | 48   |
| Dec. 30 | Columbia          | (N1) | 63  | 55   |
| Jan. 3  | Ole Miss          | (A)  | 45  | 46   |
| Jan. 7  | Kentucky (NR,4)   | (H)  | 66  | 79   |
| Jan. 10 | Florida           | (A)  | 59  | 63   |
| Jan. 14 | Vanderbilt        | (H)  | 81  | 97   |
| Jan. 17 | Mississippi State | (A)  | 61  | 69   |
| Jan. 21 | LSU (NR,5)        | (H)  | 64  | 74   |
| Jan. 24 | Georgia           | (A)  | 63  | 67   |
| Jan. 28 | Alabama           | (A)  | 73  | 83   |
| Jan. 31 | Ole Miss          | (H)  | 58  | 61   |
| Feb. 4  | Kentucky (NR,6)   | (A)  | 74  | 102  |
| Feb. 7  | Florida           | (H)  | 50  | 55   |
| Feb. 11 | Vanderbilt        | (A)  | 69  | 55   |
| Feb. 14 | Mississippi State | (H)  | 66  | 55   |
| Feb. 18 | LSU (NR,4)        | (A)  | 47  | 58   |
| Feb. 21 | Georgia           | (H)  | 65  | 76   |
| Feb. 25 | Alabama           | (H)  | 56  | 54   |
| Feb. 28 | Tennessee (NR,10) | (A)  | 63  | 75   |
| Mar. 4  | Florida (ot)      | (N2) | 48  | 50   |

(N1) Blade Glass Classic, Toledo, Ohio  
(N2) SEC Tournament, Birmingham, Ala.

1981-82 Won 14, Lost 14 (7-11 SEC)

COACH: Sonny Smith

CO-CAPTAINS: Darrell Lockhart, Alvin Mumphord

|         |                     |     | AU | Opp. |
|---------|---------------------|-----|----|------|
| Nov. 30 | Mississippi College | (H) | 88 | 54   |
| Dec. 2  | Stetson             | (H) | 60 | 59   |
| Dec. 5  | Austin Peay         | (H) | 67 | 56   |

|         |                      |      |     |    |
|---------|----------------------|------|-----|----|
| Dec. 7  | Tennessee Tech       | (A)  | 88  | 61 |
| Dec. 12 | Tennessee            | (A)  | 79  | 86 |
| Dec. 19 | Florida State        | (A)  | 77  | 76 |
| Dec. 21 | Cal State-Chico      | (H)  | 104 | 61 |
| Dec. 29 | William & Mary       | (N1) | 48  | 58 |
| Dec. 30 | Duke                 | (N1) | 71  | 72 |
| Jan. 2  | Ole Miss             | (H)  | 75  | 71 |
| Jan. 6  | Kentucky (NR,3)      | (A)  | 71  | 83 |
| Jan. 9  | Florida              | (H)  | 80  | 60 |
| Jan. 13 | Vanderbilt           | (A)  | 68  | 78 |
| Jan. 16 | Mississippi State    | (H)  | 62  | 49 |
| Jan. 20 | LSU                  | (A)  | 68  | 69 |
| Jan. 23 | Georgia              | (H)  | 82  | 74 |
| Jan. 27 | Alabama (NR,13)      | (H)  | 65  | 67 |
| Jan. 30 | Ole Miss             | (A)  | 57  | 64 |
| Feb. 3  | Kentucky (NR,9) (ot) | (H)  | 83  | 81 |
| Feb. 6  | Florida              | (A)  | 66  | 69 |
| Feb. 10 | Vanderbilt           | (H)  | 60  | 71 |
| Feb. 13 | Mississippi State    | (A)  | 45  | 59 |
| Feb. 17 | LSU                  | (H)  | 82  | 72 |
| Feb. 20 | Georgia              | (A)  | 56  | 57 |
| Feb. 24 | Alabama (NR,17)      | (A)  | 72  | 74 |
| Feb. 27 | Tennessee (NR,19)    | (H)  | 56  | 54 |
| Mar. 3  | Mississippi State OT | (N2) | 38  | 36 |
| Mar. 4  | Kentucky (NR,15)     | (N2) | 66  | 89 |

(N1) Iron Duke Classic, Durham, N.C.  
(N2) SEC Tournament, Lexington, Ky.

1982-83 Won 15, Lost 13 (8-10 SEC)

COACH: Sonny Smith

CO-CAPTAINS: Darrell Lockhart, Alvin Mumphord

|         |                       |      | AU  | Opp. |
|---------|-----------------------|------|-----|------|
| Nov. 26 | UAB                   | (A)  | 63  | 61   |
| Nov. 29 | Mercer                | (H)  | 85  | 76   |
| Dec. 1  | Florida State         | (H)  | 78  | 68   |
| Dec. 4  | Tennessee Tech        | (H)  | 74  | 65   |
| Dec. 6  | Stetson               | (A)  | 58  | 59   |
| Dec. 8  | Houston (NR,9)        | (A)  | 65  | 77   |
| Dec. 18 | Florida International | (H)  | 115 | 77   |
| Dec. 28 | Cal State Fullerton   | (N1) | 69  | 60   |
| Dec. 29 | Utah                  | (A1) | 71  | 62   |
| Jan. 3  | Mississippi State     | (H)  | 77  | 66   |
| Jan. 5  | Alabama (NR,5)        | (H)  | 91  | 80   |
| Jan. 8  | Florida               | (A)  | 75  | 92   |
| Jan. 15 | Kentucky (NR,6)       | (A)  | 75  | 67   |
| Jan. 17 | Vanderbilt            | (A)  | 62  | 64   |
| Jan. 22 | Georgia (20,NR)       | (H)  | 66  | 64   |
| Jan. 24 | Tennessee             | (H)  | 77  | 80   |
| Jan. 29 | LSU                   | (A)  | 64  | 62   |
| Jan. 31 | Ole Miss              | (A)  | 48  | 61   |
| Feb. 5  | Florida               | (H)  | 62  | 54   |
| Feb. 12 | Kentucky (NR,13)      | (H)  | 69  | 71   |
| Feb. 14 | Vanderbilt            | (H)  | 72  | 71   |
| Feb. 19 | Georgia               | (A)  | 60  | 67   |
| Feb. 22 | Tennessee             | (A)  | 74  | 82   |
| Feb. 26 | LSU                   | (H)  | 61  | 87   |
| Mar. 1  | Ole Miss              | (H)  | 82  | 59   |
| Mar. 3  | Mississippi State     | (A)  | 53  | 69   |
| Mar. 6  | Alabama               | (A)  | 78  | 86   |
| Mar. 10 | Alabama               | (N2) | 61  | 62   |

(A1,N1) Utah Hilton Classic, Salt Lake City, Utah  
(N2) SEC Tournament, Birmingham, Ala.

1983-84 Won 20, Lost 11 (12-6 SEC)

COACH: Sonny Smith

|         |                     |      | AU  | Opp. |
|---------|---------------------|------|-----|------|
| Nov. 28 | Columbus College    | (H)  | 58  | 54   |
| Dec. 2  | UAB (ot)            | (A)  | 62  | 69   |
| Dec. 5  | Florida State       | (A)  | 76  | 69   |
| Dec. 8  | Youngstown State    | (N1) | 78  | 52   |
| Dec. 9  | South Alabama       | (A1) | 73  | 95   |
| Dec. 14 | Mercer              | (A)  | 65  | 63   |
| Dec. 19 | Eastern Kentucky    | (H)  | 100 | 60   |
| Dec. 22 | Mississippi State   | (A)  | 73  | 55   |
| Dec. 27 | Wake Forest (NR,10) | (N2) | 67  | 76   |
| Dec. 28 | Villanova           | (N2) | 95  | 83   |
| Jan. 5  | Alabama             | (A)  | 91  | 86   |
| Jan. 7  | Florida             | (H)  | 82  | 66   |
| Jan. 13 | Kentucky (NR,2)     | (H)  | 82  | 63   |
| Jan. 17 | Vanderbilt          | (H)  | 71  | 73   |
| Jan. 22 | Georgia             | (A)  | 86  | 90   |
| Jan. 24 | Tennessee           | (A)  | 79  | 72   |
| Jan. 27 | LSU (NR,10)         | (H)  | 80  | 78   |



Year-by-Year Scores

|         |                   |      |    |    |
|---------|-------------------|------|----|----|
| Jan. 31 | Ole Miss (19,NR)  | (H)  | 60 | 50 |
| Feb. 5  | Florida (19,NR)   | (A)  | 67 | 65 |
| Feb. 11 | Kentucky (16,6)   | (A)  | 64 | 84 |
| Feb. 13 | Vanderbilt        | (A)  | 73 | 67 |
| Feb. 18 | Georgia           | (H)  | 81 | 63 |
| Feb. 20 | Tennessee         | (H)  | 54 | 57 |
| Feb. 25 | LSU               | (A)  | 80 | 81 |
| Feb. 27 | Ole Miss          | (A)  | 71 | 72 |
| Mar. 1  | Mississippi State | (H)  | 68 | 53 |
| Mar. 3  | Alabama           | (H)  | 83 | 70 |
| Mar. 8  | Vanderbilt        | (N3) | 59 | 58 |
| Mar. 9  | Tennessee         | (N3) | 60 | 58 |
| Mar. 10 | Kentucky (NR,3)   | (N3) | 49 | 51 |
| Mar. 15 | Richmond          | (N4) | 71 | 72 |

(A1,N1) Colonial Classic, Mobile, Ala.  
 (N2) Gator Bowl Tournament, Jacksonville, Fla.  
 (N3) SEC Tournament, Nashville, Tenn.  
 (N4) NCAA Tournament First Round, Charlotte, N.C.

1984 Final Wire Service Poll

United Press International

- |                   |              |
|-------------------|--------------|
| 1. North Carolina | 7. Arkansas  |
| 2. Georgetown     | 8. Oklahoma  |
| 3. Kentucky       | 9. UTEP      |
| 4. DePaul         | 10. Maryland |
| 5. Houston        | 19. Auburn   |

1984-85 Won 22, Lost 12 (8-10 SEC)

COACH: Sonny Smith

|         |                       | AU   | Opp.  |
|---------|-----------------------|------|-------|
| Nov. 24 | Stetson               | (H)  | 92 50 |
| Nov. 26 | Columbus College      | (H)  | 91 56 |
| Nov. 30 | UAB (NR,13)           | (A)  | 61 59 |
| Dec. 3  | Armstrong State       | (H)  | 80 47 |
| Dec. 8  | Mercer                | (H)  | 70 69 |
| Dec. 12 | Radford               | (H)  | 79 57 |
| Dec. 21 | VCU                   | (N1) | 59 78 |
| Dec. 22 | Delaware              | (N1) | 95 63 |
| Dec. 29 | West Virginia         | (A)  | 59 58 |
| Jan. 2  | Kentucky              | (A)  | 61 68 |
| Jan. 5  | Florida               | (H)  | 80 74 |
| Jan. 9  | Tennessee             | (A)  | 74 86 |
| Jan. 12 | Mississippi State     | (H)  | 62 53 |
| Jan. 16 | Alabama               | (H)  | 55 60 |
| Jan. 19 | Georgia               | (A)  | 80 97 |
| Jan. 24 | Ole Miss              | (H)  | 93 73 |
| Jan. 26 | LSU                   | (A)  | 62 80 |
| Jan. 30 | Vanderbilt            | (A)  | 86 80 |
| Feb. 2  | Kentucky (ot)         | (H)  | 47 49 |
| Feb. 6  | Florida (ot)          | (A)  | 81 78 |
| Feb. 9  | Tennessee             | (H)  | 75 60 |
| Feb. 13 | Mississippi State     | (A)  | 65 82 |
| Feb. 16 | Alabama (2ot)         | (A)  | 72 74 |
| Feb. 21 | Georgia               | (H)  | 84 86 |
| Feb. 23 | Ole Miss              | (A)  | 69 57 |
| Feb. 27 | LSU                   | (H)  | 73 78 |
| Mar. 2  | Vanderbilt            | (H)  | 84 58 |
| Mar. 6  | Ole Miss              | (N2) | 68 60 |
| Mar. 7  | LSU                   | (N2) | 58 55 |
| Mar. 8  | Florida               | (N2) | 43 42 |
| Mar. 9  | Alabama (ot)          | (N2) | 53 49 |
| Mar. 14 | Purdue                | (N3) | 59 58 |
| Mar. 16 | Kansas (NR,13)        | (N3) | 66 64 |
| Mar. 22 | North Carolina (NR,7) | (N4) | 56 62 |

(N1) Krystal Classic, Chattanooga, Tenn.  
 (N2) SEC Tournament, Birmingham, Ala.  
 (N3) NCAA Tourney 1st/2nd Rounds, South Bend, Ind.  
 (N4) NCAA Tournament Sweet 16, Birmingham, Ala.

1985 Final Rankings

- | USA Today         | The Sporting News |
|-------------------|-------------------|
| 1. Villanova      | 1. North Carolina |
| 2. Georgetown     | 2. Georgetown     |
| 3. St. John's     | 3. Kentucky       |
| 4. Georgia Tech   | 4. Houston        |
| 5. Memphis State  | 5. Maryland       |
| 6. Oklahoma       | 6. DePaul         |
| 7. North Carolina | 7. Illinois       |
| 8. Louisiana Tech | 8. Fresno State   |
| 9. Michigan       | 9. UTEP           |
| 10. N.C. State    | 10. Tulsa         |
| 14. Auburn        | 16. Auburn        |

(Sporting News poll released prior to NCAA Tournament)

1985-86 Won 22, Lost 11 (13-5 SEC)

COACH: Sonny Smith

|         |                             | AU   | Opp.  |
|---------|-----------------------------|------|-------|
| Nov. 22 | West Virginia (10,NR)       | (N1) | 58 75 |
| Nov. 26 | Birmingham Southern         | (H)  | 61 51 |
| Dec. 3  | West Virginia               | (H)  | 84 59 |
| Dec. 6  | Kentucky Wesleyan           | (N2) | 80 71 |
| Dec. 7  | Western Kentucky            | (A2) | 58 71 |
| Dec. 10 | UAB (NR,16)                 | (A)  | 56 62 |
| Dec. 14 | Stetson                     | (N3) | 77 54 |
| Dec. 17 | Southwestern Louisiana (ot) | (A)  | 64 66 |
| Dec. 22 | Central Florida             | (N4) | 78 49 |
| Dec. 23 | Boston College              | (N4) | 89 85 |
| Jan. 4  | Florida                     | (A)  | 59 62 |
| Jan. 6  | Kentucky (NR,12)            | (H)  | 60 56 |
| Jan. 8  | Tennessee                   | (H)  | 59 45 |
| Jan. 11 | Mississippi State           | (A)  | 72 56 |
| Jan. 16 | Alabama                     | (A)  | 56 60 |
| Jan. 18 | Georgia                     | (H)  | 84 69 |
| Jan. 22 | Ole Miss                    | (A)  | 73 61 |
| Jan. 29 | Vanderbilt                  | (H)  | 97 70 |
| Jan. 31 | Kentucky (NR,8)             | (A)  | 71 81 |
| Feb. 4  | LSU                         | (H)  | 61 63 |
| Feb. 6  | Florida                     | (H)  | 67 65 |
| Feb. 8  | Tennessee                   | (A)  | 79 80 |
| Feb. 12 | Mississippi State           | (H)  | 69 64 |
| Feb. 15 | Alabama (NR,18)             | (H)  | 71 69 |
| Feb. 19 | Georgia (ot)                | (A)  | 87 86 |
| Feb. 22 | Ole Miss                    | (H)  | 75 73 |
| Feb. 26 | LSU                         | (A)  | 92 86 |
| Mar. 1  | Vanderbilt                  | (A)  | 79 65 |
| Mar. 6  | Mississippi State           | (N5) | 63 65 |
| Mar. 14 | Arizona                     | (N6) | 73 63 |
| Mar. 16 | St. John's (NR,4)           | (N6) | 81 65 |
| Mar. 20 | UNLV (NR,11)                | (N7) | 70 63 |
| Mar. 22 | Louisville (NR,7)           | (N7) | 76 84 |

(N1) Big Apple NIT, Hartford, Conn.  
 (N2,A2) Wendy's Classic, Bowling Green, Ky.  
 (N3) Daytona Beach, Fla.  
 (N4) Red Lobster Classic, Orlando, Fla.  
 (N5) SEC Tournament, Lexington, Ky.  
 (N6) NCAA Tourney 1st/2nd Rounds, Long Beach, CA  
 (N7) NCAA Tourney Sweet 16/Elite 8, Houston, Texas

1986 Final Rankings

- | Basketball Weekly | USA Today         |
|-------------------|-------------------|
| 1. Louisville     | 1. Louisville     |
| 2. Duke           | 2. Duke           |
| 3. Kansas         | 3. Kansas         |
| 4. LSU            | 4. Kentucky       |
| 5. Kentucky       | 5. LSU            |
| 6. North Carolina | 6. Georgia Tech   |
| 7. Georgia Tech   | 7. North Carolina |
| 8. Navy           | 8. Navy           |
| 9. Auburn         | 9. Auburn         |
| 10. St. John's    | 10. St. John's    |

1986-87 Won 18, Lost 13 (9-9 SEC)

COACH: Sonny Smith

|         |                           | AU   | Opp.   |
|---------|---------------------------|------|--------|
| Nov. 28 | UAB (12,NR)               | (A)  | 68 58  |
| Dec. 1  | Armstrong State (12,NR)   | (H)  | 94 54  |
| Dec. 11 | Austin Peay (7,NR)        | (H)  | 115 93 |
| Dec. 13 | Southwestern La. (7,NR)   | (H)  | 107 91 |
| Dec. 15 | Eastern Kentucky (7,NR)   | (A)  | 97 82  |
| Dec. 18 | Augusta College (6,NR)    | (H)  | 89 66  |
| Dec. 28 | Iowa State (5,NR)         | (N1) | 89 87  |
| Dec. 29 | UTEP (5,NR)               | (N1) | 82 87  |
| Jan. 3  | Kentucky (5,11)           | (H)  | 60 63  |
| Jan. 7  | Georgia (ot) (13,NR)      | (H)  | 62 58  |
| Jan. 10 | Mississippi State (13,NR) | (A)  | 66 52  |
| Jan. 14 | Tennessee (10,NR)         | (H)  | 66 56  |
| Jan. 17 | Vanderbilt (10,NR)        | (A)  | 75 91  |
| Jan. 22 | Alabama (17,13)           | (A)  | 82 88  |
| Jan. 24 | Ole Miss (17,NR)          | (H)  | 85 61  |
| Jan. 28 | LSU (18,NR)               | (A)  | 73 75  |
| Jan. 31 | Florida (18,19)           | (H)  | 81 68  |
| Feb. 1  | UNLV (18,3)               | (H)  | 85 104 |
| Feb. 4  | Kentucky (20,NR)          | (A)  | 71 75  |
| Feb. 7  | Georgia (20,NR)           | (A)  | 71 75  |
| Feb. 9  | Florida                   | (A)  | 84 70  |
| Feb. 12 | Mississippi State         | (H)  | 59 45  |

|         |                 |      |        |
|---------|-----------------|------|--------|
| Feb. 14 | Tennessee       | (A)  | 84 103 |
| Feb. 21 | Alabama (NR,12) | (H)  | 75 77  |
| Feb. 23 | Vanderbilt      | (H)  | 91 83  |
| Feb. 25 | Ole Miss        | (A)  | 67 73  |
| Mar. 1  | LSU             | (H)  | 100 62 |
| Mar. 6  | Kentucky        | (N2) | 79 72  |
| Mar. 7  | Alabama (NR,9)  | (N2) | 68 87  |
| Mar. 12 | San Diego       | (N3) | 62 61  |
| Mar. 14 | Indiana (NR,3)  | (N3) | 90 107 |

(N1) Sun Bowl Classic, El Paso, Texas  
 (N2) SEC Tournament, Atlanta, Ga.  
 (N3) NCAA Tournament, Indianapolis, Ind.

1987-88 Won 19, Lost 11 (11-7 SEC)

COACH: Sonny Smith

|         |                           | AU   | Opp.    |
|---------|---------------------------|------|---------|
| Nov. 27 | South Alabama             | (N1) | 120 67  |
| Dec. 5  | VCU                       | (H)  | 93 80   |
| Dec. 7  | UT-Martin                 | (H)  | 99 77   |
| Dec. 11 | San Jose State            | (N2) | 70 65   |
| Dec. 12 | Illinois (ot)             | (N2) | 103 107 |
| Dec. 14 | Grambling                 | (H)  | 98 59   |
| Dec. 16 | Mercer                    | (H)  | 80 48   |
| Dec. 29 | Villanova                 | (N3) | 65 64   |
| Dec. 30 | Georgia Tech              | (N3) | 72 83   |
| Jan. 6  | Florida                   | (H)  | 72 67   |
| Jan. 9  | Kentucky (NR,1)           | (A)  | 53 52   |
| Jan. 13 | Georgia (19,NR)           | (A)  | 68 87   |
| Jan. 16 | Mississippi State (19,NR) | (H)  | 65 57   |
| Jan. 20 | Tennessee                 | (A)  | 64 75   |
| Jan. 23 | Vanderbilt                | (H)  | 71 75   |
| Jan. 27 | Alabama                   | (H)  | 84 74   |
| Jan. 30 | Ole Miss                  | (A)  | 66 69   |
| Feb. 3  | LSU                       | (H)  | 69 78   |
| Feb. 6  | Florida (NR,10)           | (A)  | 58 57   |
| Feb. 10 | Kentucky                  | (H)  | 62 69   |
| Feb. 13 | Georgia                   | (H)  | 64 57   |
| Feb. 17 | Mississippi State         | (A)  | 77 61   |
| Feb. 20 | Tennessee                 | (H)  | 73 68   |
| Feb. 24 | Vanderbilt (NR,17)        | (A)  | 81 68   |
| Feb. 27 | Alabama                   | (A)  | 77 82   |
| Mar. 2  | Ole Miss                  | (H)  | 92 76   |
| Mar. 5  | LSU                       | (A)  | 89 80   |
| Mar. 11 | Georgia                   | (N4) | 60 65   |
| Mar. 17 | Bradley (NR,11)           | (N5) | 90 86   |
| Mar. 19 | Oklahoma (NR,8)           | (N5) | 87 107  |

(N1) Birmingham, Ala.  
 (N2) Illini Classic, Champaign, Ill.  
 (N3) Cotton States Classic, Atlanta, Ga.  
 (N4) SEC Tournament, Baton Rouge, La.  
 (N5) NCAA Tournament, Atlanta, Ga.

1988-89 Won 9, Lost 19 (2-16 SEC)

COACH: Sonny Smith

|         |                   | AU   | Opp.   |
|---------|-------------------|------|--------|
| Nov. 26 | Mount St. Mary's  | (H)  | 89 83  |
| Nov. 29 | Georgia State     | (H)  | 74 70  |
| Dec. 3  | Mercer            | (H)  | 87 66  |
| Dec. 10 | Texas Southern    | (H)  | 109 81 |
| Dec. 14 | Vanderbilt        | (A)  | 77 93  |
| Dec. 17 | Jackson State     | (H)  | 74 51  |
| Dec. 20 | VCU               | (A)  | 85 79  |
| Dec. 28 | Villanova         | (N1) | 83 84  |
| Dec. 29 | Central Florida   | (N1) | 95 68  |
| Jan. 4  | Tennessee (NR,19) | (H)  | 73 84  |
| Jan. 7  | LSU               | (A)  | 77 104 |
| Jan. 11 | Mississippi State | (A)  | 56 69  |
| Jan. 14 | Florida           | (H)  | 75 79  |
| Jan. 18 | Ole Miss          | (H)  | 64 65  |
| Jan. 25 | Kentucky          | (A)  | 76 86  |
| Jan. 28 | Alabama           | (H)  | 64 67  |
| Feb. 2  | Georgia           | (H)  | 62 75  |
| Feb. 4  | Tennessee         | (A)  | 72 89  |
| Feb. 8  | LSU (NR,19)       | (H)  | 91 104 |
| Feb. 11 | Mississippi State | (H)  | 70 68  |
| Feb. 15 | Florida           | (A)  | 79 90  |
| Feb. 18 | Ole Miss          | (A)  | 77 80  |
| Feb. 20 | Kentucky          | (H)  | 77 75  |
| Feb. 22 | Vanderbilt        | (H)  | 62 77  |
| Feb. 25 | UAB               | (A)  | 76 105 |
| Mar. 2  | Alabama           | (A)  | 58 74  |
| Mar. 4  | Georgia           | (A)  | 76 80  |
| Mar. 9  | Ole Miss          | (N2) | 68 80  |





Year-by-Year Scores

(N1) Red Lobster Classic, Orlando, Fla.  
(N2) SEC Tournament, Knoxville, Tenn.

1989-90 Won 13, Lost 18 (8-10 SEC)

COACH: Tommy Joe Eagles

CAPTAINS: Derrick Dennison, Zane Arnold

|                                   | AU | Opp. |
|-----------------------------------|----|------|
| Nov. 24 Michigan State (N1)       | 79 | 92   |
| Nov. 25 Connecticut (N1)          | 81 | 95   |
| Nov. 26 Alaska-Anchorage (A1)     | 94 | 109  |
| Dec. 1 UAB (H)                    | 65 | 75   |
| Dec. 3 Florida State (A)          | 78 | 82   |
| Dec. 9 Duquesne (N2)              | 79 | 74   |
| Dec. 11 Alabama State (H)         | 98 | 79   |
| Dec. 21 Tennessee Tech (N3)       | 70 | 72   |
| Dec. 28 Navy (N4)                 | 75 | 61   |
| Dec. 29 Southern Mississippi (N4) | 73 | 84   |
| Jan. 3 Tennessee (A)              | 70 | 72   |
| Jan. 6 LSU (NR,17) (H)            | 70 | 77   |
| Jan. 10 Mississippi State (H)     | 93 | 71   |
| Jan. 13 Florida (A)               | 62 | 84   |
| Jan. 17 Ole Miss (A)              | 72 | 80   |
| Jan. 20 Vanderbilt (H)            | 82 | 79   |
| Jan. 24 Kentucky (H)              | 74 | 70   |
| Jan. 27 Alabama (NR,24) (A)       | 59 | 78   |
| Jan. 31 Georgia (A)               | 75 | 88   |
| Feb. 3 Tennessee (H)              | 89 | 83   |
| Feb. 5 Georgia State (A)          | 79 | 66   |
| Feb. 7 LSU (NR,11) (A)            | 71 | 82   |
| Feb. 10 Mississippi State (A)     | 77 | 74   |
| Feb. 14 Florida (H)               | 75 | 55   |
| Feb. 17 Ole Miss (H)              | 95 | 84   |
| Feb. 20 Vanderbilt (A)            | 87 | 74   |
| Feb. 24 Kentucky (A)              | 95 | 98   |
| Feb. 28 Alabama (H)               | 65 | 80   |
| Mar. 3 Georgia (H)                | 79 | 94   |
| Mar. 9 LSU (NR,16) (N5)           | 78 | 76   |
| Mar. 10 Alabama (N5)              | 71 | 87   |

(N1,A1) Great Alaska Shootout, Anchorage, Alaska  
(N2) Birmingham, Ala.  
(N3) Huntsville, Ala.  
(N4) Blue Angels Classic, Pensacola, Fla.  
(N5) SEC Tournament, Orlando, Fla.

1990-91 Won 13, Lost 16 (5-13 SEC)

COACH: Tommy Joe Eagles

CAPTAINS: John Caylor, Zane Arnold

|                               | AU | Opp. |
|-------------------------------|----|------|
| Nov. 24 Texas Southern (H)    | 85 | 77   |
| Nov. 26 Georgia State (H)     | 83 | 65   |
| Nov. 30 UAB (A)               | 65 | 71   |
| Dec. 8 Ohio (H)               | 75 | 65   |
| Dec. 13 Duquesne (A)          | 75 | 71   |
| Dec. 15 Florida State (H)     | 99 | 96   |
| Dec. 17 Texas A&M (H)         | 95 | 71   |
| Dec. 27 Villanova (N1)        | 71 | 88   |
| Dec. 28 Tulane (N1)           | 84 | 71   |
| Jan. 3 Alabama (H)            | 56 | 68   |
| Jan. 5 Florida (A)            | 82 | 84   |
| Jan. 9 Ole Miss (A)           | 62 | 60   |
| Jan. 12 LSU (H)               | 84 | 96   |
| Jan. 16 Vanderbilt (H)        | 59 | 80   |
| Jan. 19 Tennessee (A)         | 67 | 63   |
| Jan. 23 Georgia (2ot) (A)     | 59 | 58   |
| Jan. 26 Mississippi State (H) | 64 | 84   |
| Jan. 29 Kentucky (NR,10) (H)  | 81 | 89   |
| Feb. 2 Alabama (A)            | 80 | 88   |
| Feb. 6 Florida (ot) (H)       | 84 | 87   |
| Feb. 9 Ole Miss (H)           | 72 | 69   |
| Feb. 13 LSU (NR,20) (A)       | 61 | 98   |
| Feb. 16 Vanderbilt (A)        | 70 | 90   |
| Feb. 19 Tennessee (H)         | 74 | 65   |
| Feb. 23 Georgia (H)           | 77 | 86   |
| Feb. 27 Mississippi State (A) | 76 | 94   |
| Mar. 2 Kentucky (NR,13) (A)   | 93 | 114  |
| Mar. 8 LSU (NR,16) (N2)       | 92 | 77   |
| Mar. 9 Alabama (NR,24) (N2)   | 59 | 77   |

(N1) USF&G Sugar Bowl Tournament, New Orleans, La.  
(N2) SEC Tournament, Nashville, Tenn.

1991-92 Won 12, Lost 15 (5-11 SEC)

COACH: Tommy Joe Eagles

CAPTAINS: Chris Brandt, Champ Wrencher

|                               | AU  | Opp. |
|-------------------------------|-----|------|
| Nov. 25 SIU-Edwardsville (H)  | 109 | 86   |
| Nov. 29 UAB (N1)              | 74  | 88   |
| Dec. 4 Texas A&M (A)          | 86  | 83   |
| Dec. 11 Troy State (H)        | 141 | 116  |
| Dec. 14 Southern Miss (H)     | 93  | 78   |
| Dec. 17 UNLV (A)              | 82  | 85   |
| Dec. 20 Slippery Rock (N2)    | 93  | 66   |
| Dec. 21 South Alabama (N2)    | 87  | 107  |
| Dec. 28 Eastern Kentucky (N3) | 104 | 92   |
| Dec. 29 UT-Chattanooga (N3)   | 75  | 87   |
| Jan. 4 Arkansas (NR,16) (A)   | 92  | 110  |
| Jan. 8 LSU (H)                | 70  | 87   |
| Jan. 13 Ole Miss (A)          | 96  | 83   |
| Jan. 18 Alabama (NR,9) (H)    | 81  | 63   |
| Jan. 22 South Carolina (H)    | 85  | 68   |
| Jan. 25 Tennessee (A)         | 74  | 82   |
| Jan. 29 Mississippi State (H) | 72  | 75   |
| Feb. 1 Georgia (H)            | 89  | 84   |
| Feb. 4 Vanderbilt (A)         | 83  | 89   |
| Feb. 8 Kentucky (NR,19) (H)   | 67  | 85   |
| Feb. 12 James Madison (H)     | 87  | 71   |
| Feb. 19 Florida (A)           | 81  | 92   |
| Feb. 22 LSU (A)               | 82  | 99   |
| Feb. 26 Arkansas (NR,9) (H)   | 74  | 82   |
| Feb. 29 Ole Miss (H)          | 110 | 84   |
| Mar. 4 Mississippi State (A)  | 70  | 77   |
| Mar. 7 Alabama (NR,20) (A)    | 80  | 82   |

(N1) Birmingham-Jefferson Civic Center  
(N2) Blue Angels Classic, Pensacola, Fla.  
(N3) Dr. Pepper Classic, Chattanooga, Tenn.

1992-93 Won 15, Lost 12 (8-8 SEC)

COACH: Tommy Joe Eagles

CAPTAIN: Reggie Gallon

|                                | AU  | Opp. |
|--------------------------------|-----|------|
| Dec. 1 Louisiana College (H)   | 98  | 60   |
| Dec. 5 James Madison (A)       | 80  | 89   |
| Dec. 15 Lincoln Memorial (H)   | 77  | 51   |
| Dec. 18 Louisiana Tech (N1)    | 65  | 45   |
| Dec. 19 UNC-Wilmington (A1)    | 80  | 91   |
| Dec. 21 Centenary (H)          | 86  | 61   |
| Dec. 28 Old Dominion (H)       | 96  | 85   |
| Jan. 3 Mississippi State (A)   | 71  | 77   |
| Jan. 6 Florida (H)             | 73  | 76   |
| Jan. 9 LSU (A)                 | 81  | 87   |
| Jan. 16 South Carolina (A)     | 83  | 81   |
| Jan. 20 Tennessee (H)          | 88  | 75   |
| Jan. 23 Arkansas (NR,8) (A)    | 100 | 89   |
| Jan. 27 Alabama (A)            | 78  | 81   |
| Jan. 30 Vanderbilt (NR,15) (H) | 70  | 73   |
| Feb. 3 Ole Miss (A)            | 85  | 74   |
| Feb. 6 Georgia (A)             | 69  | 96   |
| Feb. 9 UAB (A)                 | 86  | 74   |
| Feb. 13 LSU (H)                | 73  | 75   |
| Feb. 17 Mississippi State (H)  | 83  | 77   |
| Feb. 22 Southern Miss (A)      | 81  | 75   |
| Feb. 24 Ole Miss (H)           | 83  | 73   |
| Feb. 27 Kentucky (NR,2) (A)    | 78  | 80   |
| Mar. 3 Alabama (H)             | 78  | 70   |
| Mar. 6 Arkansas (NR,13) (H)    | 81  | 80   |
| Mar. 11 Tennessee (N2)         | 76  | 78   |
| Mar. 18 Clemson (NIT) (A)      | 72  | 84   |

(N1,A1) USAir East Coast Classic, Wilmington, N.C.  
(N2) SEC Tournament, Lexington, Ky.

1993-94 Won 11, Lost 17 (3-13 SEC)

COACH: Tommy Joe Eagles

CAPTAINS: Wesley Person, Aaron Swinson

|                              | AU  | Opp. |
|------------------------------|-----|------|
| Nov. 28 UNC-Wilmington (H)   | 94  | 75   |
| Nov. 30 Nicholls State (H)   | 76  | 79   |
| Dec. 7 Ball State (H)        | 92  | 87   |
| Dec. 9 Troy State (H)        | 113 | 86   |
| Dec. 16 UAB (H)              | 65  | 69   |
| Dec. 18 Old Dominion (A)     | 101 | 87   |
| Dec. 28 Michigan (NR,7) (N1) | 81  | 102  |
| Dec. 30 Fordham (N1)         | 81  | 60   |
| Jan. 5 Georgia (ot) (H)      | 80  | 83   |
| Jan. 8 LSU (A)               | 72  | 83   |

|                                    |     |     |
|------------------------------------|-----|-----|
| Jan. 12 Mississippi State (ot) (H) | 86  | 91  |
| Jan. 15 Arkansas (NR,3) (H)        | 105 | 117 |
| Jan. 19 Ole Miss (2ot) (A)         | 85  | 88  |
| Jan. 22 Tennessee (A)              | 85  | 92  |
| Jan. 25 Alabama (H)                | 69  | 74  |
| Jan. 30 Kentucky (NR,7) (H)        | 74  | 91  |
| Feb. 2 Florida (NR,24) (A)         | 67  | 68  |
| Feb. 5 Florida Atlantic (H)        | 91  | 78  |
| Feb. 9 Vanderbilt (A)              | 60  | 84  |
| Feb. 12 LSU (H)                    | 111 | 83  |
| Feb. 16 South Carolina (H)         | 88  | 70  |
| Feb. 19 Mississippi State (A)      | 76  | 65  |
| Feb. 22 Southern Miss (H)          | 89  | 73  |
| Feb. 26 Arkansas (NR,1) (A)        | 81  | 91  |
| Mar. 2 Ole Miss (H)                | 62  | 68  |
| Mar. 5 Alabama (A)                 | 68  | 83  |
| Mar. 10 Vanderbilt (N2)            | 81  | 56  |
| Mar. 11 Alabama (N2)               | 55  | 83  |

(N1) Bank One Fiesta Bowl Basketball Classic, Tucson, Ariz.  
(N2) SEC Tournament, The Pyramid, Memphis, Tenn.

1994-95 Won 16, Lost 13 (7-9 SEC)

COACH: Cliff Ellis

CAPTAINS: Wes Flanigan, Moochie Norris, Lance Weems

|                                       | AU  | Opp. |
|---------------------------------------|-----|------|
| Nov. 26 Lynn (H)                      | 78  | 70   |
| Nov. 30 UAB (A)                       | 60  | 54   |
| Dec. 2 Georgia Southern (N1)          | 77  | 45   |
| Dec. 3 Ball State (A1)                | 74  | 82   |
| Dec. 12 West Florida (H)              | 96  | 59   |
| Dec. 14 Troy State (H)                | 95  | 71   |
| Dec. 17 Alabama State (H)             | 102 | 62   |
| Dec. 29 Florida A&M (A2)              | 83  | 70   |
| Dec. 30 Kansas State (N2)             | 75  | 78   |
| Jan. 4 Kentucky (NR,6) (A)            | 64  | 98   |
| Jan. 8 Ole Miss (H)                   | 88  | 74   |
| Jan. 11 LSU (H)                       | 73  | 76   |
| Jan. 14 Arkansas (NR,4) (H)           | 104 | 90   |
| Jan. 18 Tennessee (H)                 | 61  | 57   |
| Jan. 21 Georgia (A)                   | 77  | 83   |
| Jan. 25 Florida (NR,23) (H)           | 77  | 71   |
| Feb. 1 Alabama (NR,20) (A)            | 63  | 65   |
| Feb. 4 Ole Miss (A)                   | 75  | 77   |
| Feb. 8 Vanderbilt (H)                 | 59  | 77   |
| Feb. 11 Mississippi State (NR,21) (A) | 70  | 69   |
| Feb. 15 South Carolina (A)            | 80  | 78   |
| Feb. 18 Alabama (NR,18) (H)           | 73  | 86   |
| Feb. 22 Southern Mississippi (A)      | 81  | 79   |
| Feb. 25 LSU (A)                       | 78  | 89   |
| Mar. 1 Mississippi State (NR,14) (H)  | 76  | 69   |
| Mar. 4 Arkansas (NR,7) (A)            | 66  | 68   |
| Mar. 9 South Carolina (N3)            | 81  | 66   |
| Mar. 10 Kentucky (NR,3) (N3)          | 81  | 93   |
| Mar. 15 Marquette (NIT) (H)           | 61  | 68   |

(N1,A1) Cardinal Varsity Club Classic, Muncie, Ind.  
(N2,A2) Capital City Classic, Tallahassee, Fla.  
(N3) SEC Tournament, Georgia Dome, Atlanta, Ga.

1995-96 Won 19, Lost 13 (6-10 SEC)

COACH: Cliff Ellis

CAPTAINS: Ray Donald, Wes Flanigan, Lance Weems

|                                     | AU  | Opp. |
|-------------------------------------|-----|------|
| Nov. 24 La Salle (N1)               | 70  | 60   |
| Nov. 25 James Madison (N1)          | 82  | 71   |
| Nov. 26 Louisville (NR,13) (N1)     | 82  | 78   |
| Nov. 30 Jacksonville State (H)      | 91  | 74   |
| Dec. 3 UAB (H)                      | 54  | 66   |
| Dec. 8 Liberty (N2)                 | 63  | 58   |
| Dec. 9 Baylor (A2)                  | 83  | 64   |
| Dec. 12 South Alabama (A)           | 59  | 50   |
| Dec. 15 Northeast Louisiana (H)     | 80  | 71   |
| Dec. 17 Coastal Carolina (H)        | 82  | 66   |
| Dec. 19 Wofford (H)                 | 73  | 56   |
| Dec. 29 Norfolk State (N3)          | 92  | 56   |
| Dec. 30 Florida A&M (A3)            | 84  | 54   |
| Jan. 3 Tennessee (A)                | 62  | 66   |
| Jan. 6 Arkansas (H)                 | 101 | 76   |
| Jan. 10 Alabama (A)                 | 65  | 72   |
| Jan. 13 Georgia (NR,17) (H)         | 89  | 86   |
| Jan. 21 LSU (23,NR) (H)             | 95  | 87   |
| Jan. 24 Ole Miss (21,NR) (A)        | 69  | 82   |
| Jan. 31 Vanderbilt (22,NR) (A)      | 62  | 76   |
| Feb. 4 Miss. State (22,NR) (ot) (H) | 75  | 78   |



Year-by-Year Scores

|         |                           |      |    |    |
|---------|---------------------------|------|----|----|
| Feb. 7  | South Carolina (22,NR)    | (H)  | 84 | 73 |
| Feb. 10 | Florida (22,NR)           | (A)  | 73 | 70 |
| Feb. 14 | Alabama                   | (H)  | 72 | 75 |
| Feb. 17 | Arkansas                  | (A)  | 77 | 87 |
| Feb. 21 | Ole Miss                  | (H)  | 69 | 62 |
| Feb. 24 | LSU                       | (A)  | 67 | 93 |
| Feb. 27 | Kentucky (NR,1)           | (H)  | 73 | 88 |
| Mar. 2  | Mississippi State         | (A)  | 51 | 67 |
| Mar. 7  | Vanderbilt                | (N4) | 68 | 65 |
| Mar. 8  | Mississippi State (NR,25) | (N4) | 58 | 69 |
| Mar. 13 | Tulane (NIT) (ot)         | (H)  | 73 | 87 |

(N1) Puerto Rico Shootout, Bayamon, P.R.  
 (N2,A2) Dr. Pepper Invitational, Waco, Texas  
 (N3,A3) Capital City Classic, Tallahassee, Fla.  
 (N4) SEC Tournament, Superdome, New Orleans, La.

**1996-97 Won 16, Lost 15 (6-10 SEC)**  
**COACH: Cliff Ellis**  
**CAPTAINS: Wes Flanigan, Pat Burke**

|         | AU                       | Opp.  |
|---------|--------------------------|-------|
| Nov. 22 | UAB (A)                  | 57 64 |
| Nov. 25 | Arkansas-Pine Bluff (H)  | 89 56 |
| Nov. 29 | Colorado (ot) (N1)       | 72 78 |
| Nov. 30 | Hawaii-Hilo (ot) (A)     | 98 92 |
| Dec. 1  | TCU (N1)                 | 66 86 |
| Dec. 5  | Arkansas-Little Rock (H) | 75 63 |
| Dec. 7  | Georgia State (H)        | 66 48 |
| Dec. 14 | Baylor (H)               | 63 68 |
| Dec. 15 | Western Carolina (H)     | 80 55 |
| Dec. 18 | South Alabama (H)        | 60 51 |
| Dec. 21 | Murray State (N2)        | 86 72 |
| Dec. 28 | Florida A&M (A)          | 95 57 |
| Dec. 30 | Winthrop (H)             | 80 55 |
| Jan. 4  | South Carolina (A)       | 56 66 |
| Jan. 8  | Arkansas (H)             | 55 56 |
| Jan. 11 | Florida (H)              | 79 65 |
| Jan. 15 | Tennessee (H)            | 43 35 |
| Jan. 18 | Kentucky (NR,4) (A)      | 53 77 |
| Jan. 22 | LSU (A)                  | 59 75 |
| Jan. 25 | Georgia (A)              | 48 53 |
| Jan. 28 | Alabama (H)              | 72 62 |
| Feb. 1  | Ole Miss (A)             | 46 57 |
| Feb. 5  | Mississippi State (H)    | 81 68 |
| Feb. 8  | LSU (H)                  | 76 72 |
| Feb. 11 | Arkansas (A)             | 42 75 |
| Feb. 15 | Vanderbilt (H)           | 61 75 |
| Feb. 22 | Alabama (A)              | 50 55 |
| Feb. 26 | Mississippi State (A)    | 68 64 |
| Mar. 1  | Ole Miss (H)             | 63 71 |
| Mar. 6  | Tennessee (N3)           | 67 54 |
| Mar. 7  | Kentucky (NR,6) (N3)     | 50 92 |

(N1) Big Island Invitational, Hilo, Hawaii  
 (N2) Mulligan Holiday Hoopfest, Birmingham, Ala.  
 (N3) SEC Tournament, The Pyramid, Memphis, Tenn.

**1997-98 Won 16, Lost 14 (7-9 SEC)**  
**COACH: Cliff Ellis**  
**CAPTAINS: Franklin Williams, Doc Robinson**

|         | AU                         | Opp.  |
|---------|----------------------------|-------|
| Nov. 11 | Temple (NR,24) (N1)        | 42 68 |
| Nov. 14 | Central Florida (A)        | 70 63 |
| Nov. 17 | Nicholls State (H)         | 96 75 |
| Nov. 21 | Southern Miss (H)          | 83 70 |
| Nov. 25 | Wofford (H)                | 68 51 |
| Dec. 6  | Florida A&M (H)            | 79 69 |
| Dec. 12 | Pepperdine (N2)            | 55 62 |
| Dec. 13 | Weber State (N2)           | 63 58 |
| Dec. 16 | Jacksonville State (H)     | 89 61 |
| Dec. 20 | UAB (N3)                   | 65 71 |
| Dec. 30 | Navy (H)                   | 70 54 |
| Jan. 3  | Georgia (H)                | 73 62 |
| Jan. 7  | Tennessee (A)              | 74 69 |
| Jan. 14 | LSU (A)                    | 54 59 |
| Jan. 18 | Alabama (H)                | 94 40 |
| Jan. 21 | Arkansas (NR,18) (H)       | 65 79 |
| Jan. 24 | South Carolina (NR,14) (H) | 56 61 |
| Jan. 28 | Mississippi State (A)      | 69 66 |
| Jan. 31 | Ole Miss (NR,12) (H)       | 68 67 |
| Feb. 4  | Alabama (A)                | 62 76 |
| Feb. 7  | Mississippi State (ot) (H) | 68 66 |
| Feb. 11 | Florida (A)                | 64 81 |
| Feb. 14 | LSU (H)                    | 66 44 |
| Feb. 18 | Vanderbilt (A)             | 66 82 |

|         |                          |    |     |
|---------|--------------------------|----|-----|
| Feb. 21 | Arkansas (A)             | 83 | 107 |
| Feb. 25 | Kentucky (NR,7) (H)      | 58 | 83  |
| Feb. 28 | Ole Miss (NR,13) (A)     | 67 | 74  |
| Mar. 5  | Florida (N4)             | 64 | 68  |
| Mar. 11 | Southern Miss (NIT) (H)  | 77 | 62  |
| Mar. 16 | Marquette (NIT) (ot) (A) | 60 | 75  |

(N1) NABC Classic, Albuquerque, N.M.  
 (N2) Cougar Classic, Provo, Utah  
 (N3) Holiday Hardwood Classic, BJCC, Birmingham, Ala.  
 (N4) SEC Tournament, Georgia Dome, Atlanta, Ga.

**1998-99 Won 29, Lost 4 (14-2 SEC -- Champions)**  
**COACH: Cliff Ellis**  
**CAPTAINS: Bryant Smith, Doc Robinson**

|         | AU                           | Opp.   |
|---------|------------------------------|--------|
| Nov. 13 | Southeastern Louisiana (H)   | 114 60 |
| Nov. 16 | Florida A&M (H)              | 94 47  |
| Nov. 19 | Central Florida (H)          | 77 42  |
| Nov. 23 | BYU (H)                      | 62 43  |
| Nov. 27 | Rutgers (N1)                 | 70 55  |
| Nov. 29 | Hawaii (A1)                  | 84 57  |
| Dec. 3  | UNC-Asheville (H)            | 91 60  |
| Dec. 6  | Florida State (A)            | 80 68  |
| Dec. 12 | UAB (24,NR) (A2)             | 77 64  |
| Dec. 15 | Wofford (18,NR) (H)          | 79 51  |
| Dec. 19 | Navy (18,NR) (A)             | 88 70  |
| Dec. 29 | Bethune-Cookman (15,NR) (H)  | 99 46  |
| Jan. 2  | Tennessee (15,NR) (H)        | 90 62  |
| Jan. 6  | Arkansas (14,18) (H)         | 83 66  |
| Jan. 9  | LSU (14,NR) (A)              | 73 70  |
| Jan. 13 | Ole Miss (8,NR) (A)          | 74 59  |
| Jan. 16 | Florida (8,NR) (H)           | 88 69  |
| Jan. 20 | Kentucky (6,7) (A)           | 62 72  |
| Jan. 23 | Alabama (6,NR) (A)           | 73 58  |
| Jan. 27 | Mississippi State (7,NR) (H) | 64 54  |
| Jan. 30 | Georgia (7,NR) (A)           | 85 74  |
| Feb. 3  | South Carolina (6,NR) (A)    | 76 48  |
| Feb. 6  | LSU (6,NR) (H)               | 80 54  |
| Feb. 9  | Ole Miss (3,NR) (H)          | 95 66  |
| Feb. 13 | Alabama (3,NR) (H)           | 102 61 |
| Feb. 17 | Vanderbilt (3,NR) (H)        | 81 63  |
| Feb. 24 | Arkansas (2,NR) (A)          | 88 104 |
| Feb. 27 | Mississippi State (2,NR) (A) | 76 73  |
| Mar. 5  | Alabama (4,NR) (N3)          | 93 61  |
| Mar. 6  | Kentucky (4,14) (N3)         | 57 69  |
| Mar. 11 | Winthrop (4,NR) (N4)         | 80 41  |
| Mar. 13 | Oklahoma State (4,NR) (N4)   | 81 74  |
| Mar. 18 | Ohio State (4,14) (N5)       | 64 72  |

(N1) United Airlines Tip-off Classic, Honolulu, Hawaii  
 (A2) Arby's Hardwood Classic, BJCC, Birmingham, Ala.  
 (N3) SEC Tournament, Georgia Dome, Atlanta, Ga.  
 (N4) NCAA Tourney 1st/2nd Rounds, Indianapolis, Ind.  
 (N5) NCAA Tournament Sweet 16, Knoxville, Tenn.

**1999 Final Rankings**

| Associated Press  | USA Today/ESPN    |
|-------------------|-------------------|
| 1. Duke           | 1. Connecticut    |
| 2. Michigan State | 2. Duke           |
| 3. Connecticut    | 3. Michigan State |
| 4. Auburn         | 4. Ohio State     |
| 5. Maryland       | 5. Kentucky       |
| 6. Utah           | 5. St. John's     |
| 7. Stanford       | 7. Auburn         |
| 8. Kentucky       | 8. Maryland       |
| 9. St. John's     | 9. Stanford       |
| 10. Miami, Fla.   | 10. Utah          |

**1999-2000 Won 24, Lost 10 (9-7 SEC)**  
**COACH: Cliff Ellis**  
**CAPTAINS: Doc Robinson, Chris Porter**

|         | AU                               | Opp.   |
|---------|----------------------------------|--------|
| Nov. 19 | UAB (3,NR) (H)                   | 65 59  |
| Nov. 21 | Arkansas-Pine Bluff (3,NR) (H)   | 100 44 |
| Nov. 27 | Stanford (2,7) (N1)              | 58 67  |
| Dec. 1  | Belmont (5,NR) (H)               | 65 56  |
| Dec. 5  | Florida State (5,NR) (H)         | 55 54  |
| Dec. 11 | Pennsylvania (8,NR) (N2)         | 77 70  |
| Dec. 13 | Coppin State (6,NR) (H)          | 63 35  |
| Dec. 16 | Bradley (6,NR) (N3)              | 78 64  |
| Dec. 20 | Puerto Rico-Mayaguez (6,NR) (A4) | 109 52 |
| Dec. 21 | Virginia Tech (6,NR) (N4)        | 73 63  |
| Dec. 22 | Pepperdine (6,NR) (N4)           | 87 76  |
| Dec. 30 | Southern Miss (4,NR) (H)         | 56 50  |

|         |                                |     |     |
|---------|--------------------------------|-----|-----|
| Jan. 2  | Stony Brook (4,NR) (H)         | 100 | 45  |
| Jan. 8  | Georgia (4,NR) (H)             | 67  | 52  |
| Jan. 11 | Kentucky (4,20) (H)            | 66  | 63  |
| Jan. 16 | Mississippi State (4,NR) (A)   | 51  | 45  |
| Jan. 19 | South Carolina (4,NR) (H)      | 65  | 61  |
| Jan. 22 | Ole Miss (4,NR) (ot) (A)       | 77  | 79  |
| Jan. 25 | Tennessee (7,11) (A)           | 76  | 105 |
| Jan. 29 | Mississippi State (7,NR) (H)   | 73  | 57  |
| Feb. 2  | Alabama (10,NR) (H)            | 77  | 63  |
| Feb. 5  | Arkansas (10,NR) (H)           | 73  | 55  |
| Feb. 9  | LSU (8,25) (A)                 | 68  | 83  |
| Feb. 16 | Vanderbilt (11,24) (A)         | 86  | 80  |
| Feb. 19 | Ole Miss (11,NR) (H)           | 75  | 72  |
| Feb. 22 | Alabama (8,NR) (A)             | 64  | 68  |
| Feb. 27 | Florida (8,9) (A)              | 59  | 88  |
| Mar. 1  | LSU (13,12) (H)                | 53  | 55  |
| Mar. 5  | Arkansas (13,NR) (A)           | 55  | 64  |
| Mar. 10 | Florida (23,10) (N5)           | 78  | 70  |
| Mar. 11 | So. Carolina (23,NR) (ot) (N5) | 77  | 72  |
| Mar. 12 | Arkansas (23,NR) (N5)          | 67  | 75  |
| Mar. 16 | Creighton (22,NR) (N6)         | 72  | 69  |
| Mar. 18 | Iowa State (22,6) (N6)         | 60  | 79  |

(N1) Wooden Classic, Arrowhead Pond, Anaheim, Calif.  
 (N2) Arby's Hardwood Classic, BJCC, Birmingham, Ala.  
 (N3) Coors Classic, Mitchell Center, Mobile, Ala.  
 (N4) San Juan Shootout, Morales Coliseum, San Juan, P.R.  
 (N5) SEC Tournament, Georgia Dome, Atlanta, Ga.  
 (N6) NCAA Tourney 1st/2nd Rounds, Minneapolis, MN

**2000 Final Rankings**

| Associated Press  | USA Today/ESPN    |
|-------------------|-------------------|
| 1. Duke           | 1. Michigan State |
| 2. Michigan State | 2. Florida        |
| 3. Stanford       | 3. Iowa State     |
| 4. Arizona        | 4. Duke           |
| 5. Temple         | 5. Stanford       |
| 6. Iowa State     | 6. Oklahoma State |
| 7. Cincinnati     | 7. Cincinnati     |
| 8. Ohio State     | 8. Arizona        |
| 9. St. John's     | 9. Tulsa          |
| 10. LSU           | 10. Temple        |

**24. Auburn**

**2000-01 Won 18, Lost 14 (7-9 SEC)**

**COACH: Cliff Ellis**  
**CAPTAINS: Scott Pohlman, Reggie Sharp**

|         | AU                         | Opp.   |
|---------|----------------------------|--------|
| Nov. 17 | Florida A&M (H)            | 87 52  |
| Nov. 19 | Jacksonville State (H)     | 91 51  |
| Nov. 20 | Mercer (H)                 | 88 92  |
| Nov. 24 | Robert Morris (N1)         | 89 71  |
| Nov. 25 | Toledo (2ot) (N1)          | 90 95  |
| Nov. 26 | Providence (N1)            | 80 69  |
| Dec. 1  | South Alabama (H)          | 66 68  |
| Dec. 4  | Louisiana-Lafayette (H)    | 93 86  |
| Dec. 5  | Grambling (H)              | 104 60 |
| Dec. 9  | Detroit (N2)               | 75 72  |
| Dec. 16 | Oregon (ot) (N3)           | 101 97 |
| Dec. 19 | Georgia Southern (H)       | 93 79  |
| Dec. 30 | Southern Miss (H)          | 73 69  |
| Jan. 6  | Tennessee (NR,5) (2ot) (H) | 88 96  |
| Jan. 10 | Georgia (ot) (A)           | 80 85  |
| Jan. 13 | LSU (H)                    | 85 69  |
| Jan. 17 | Arkansas (A)               | 72 82  |
| Jan. 20 | South Carolina (A)         | 60 57  |
| Jan. 24 | Florida (NR,14) (H)        | 63 65  |
| Jan. 27 | Alabama (NR,15) (A)        | 80 81  |
| Jan. 31 | Mississippi State (H)      | 60 56  |
| Feb. 3  | Ole Miss (H)               | 70 74  |
| Feb. 10 | LSU (A)                    | 76 65  |
| Feb. 14 | Arkansas (H)               | 71 63  |
| Feb. 17 | Mississippi State (A)      | 74 85  |
| Feb. 21 | Alabama (NR,14) (ot) (H)   | 72 69  |
| Feb. 24 | Ole Miss (NR,12) (A)       | 62 64  |
| Feb. 28 | Kentucky (NR,15) (A)       | 78 90  |
| Mar. 3  | Vanderbilt (H)             | 69 66  |
| Mar. 8  | Tennessee (NR,24) (N4)     | 66 73  |
| Mar. 14 | Miami, Fla. (NIT) (H)      | 60 58  |
| Mar. 20 | Purdue (NIT) (A)           | 61 79  |

(N1) Energia Systems Thanksgiving Tour, Kansas City, Mo.  
 (N2) Arby's Hardwood Classic, BJCC, Birmingham, Ala.  
 (N3) Las Vegas Showdown, Las Vegas, Nev.  
 (N4) SEC Tourney, Gaylord Enter. Center, Nashville, TN



Year-by-Year Scores

2001-02 Won 12, Lost 16 (4-12 SEC)

COACH: Cliff Ellis

CAPTAINS: Marquis Daniels, Adam Harrington

|         |                       | AU   | Opp.  |
|---------|-----------------------|------|-------|
| Nov. 16 | High Point            | (H)  | 63 59 |
| Nov. 18 | Jacksonville State    | (H)  | 75 53 |
| Nov. 24 | Rutgers               | (A)  | 56 57 |
| Nov. 27 | McNeese State         | (H)  | 78 74 |
| Nov. 30 | Florida International | (H)  | 67 55 |
| Dec. 4  | Louisiana Tech        | (H)  | 66 67 |
| Dec. 8  | Virginia (NR,7)       | (N1) | 72 77 |
| Dec. 15 | Marshall              | (N2) | 78 60 |
| Dec. 18 | South Alabama         | (H)  | 73 58 |
| Dec. 20 | UNC-Asheville         | (H)  | 83 38 |
| Dec. 29 | Southern Miss         | (H)  | 64 55 |
| Jan. 5  | Arkansas              | (H)  | 77 83 |
| Jan. 9  | Ole Miss              | (A)  | 65 69 |
| Jan. 12 | Alabama (NR,14)       | (H)  | 59 56 |
| Jan. 16 | Vanderbilt            | (A)  | 67 73 |
| Jan. 19 | LSU                   | (A)  | 58 75 |
| Jan. 22 | Kentucky (NR,8)       | (H)  | 62 69 |
| Jan. 27 | Tennessee             | (A)  | 59 82 |
| Jan. 30 | Mississippi State     | (H)  | 64 72 |
| Feb. 2  | Arkansas              | (A)  | 60 62 |
| Feb. 9  | Georgia (NR,17)       | (H)  | 75 72 |
| Feb. 13 | Ole Miss              | (H)  | 65 62 |
| Feb. 16 | Mississippi State     | (A)  | 53 89 |
| Feb. 20 | Florida (NR,8)        | (A)  | 61 89 |
| Feb. 23 | South Carolina        | (H)  | 50 46 |
| Feb. 27 | Alabama (NR,6)        | (A)  | 68 73 |
| Mar. 2  | LSU                   | (H)  | 54 59 |
| Mar. 7  | Florida (NR,11)       | (N3) | 63 81 |

(N1) Arby's Hardwood Classic, Birmingham, Ala.  
 (N2) Coors Classic, Mobile, Ala.  
 (N3) SEC Tournament, Georgia Dome, Atlanta, Ga.

2002-03 Won 22, Lost 12 (8-8 SEC)

COACH: Cliff Ellis

CAPTAINS: Marquis Daniels, Derrick Bird

|         |                           | AU   | Opp.   |
|---------|---------------------------|------|--------|
| Nov. 22 | Wofford                   | (H)  | 81 63  |
| Nov. 26 | Georgia State             | (H)  | 100 71 |
| Dec. 1  | Western Kentucky          | (N1) | 70 89  |
| Dec. 2  | Southeastern Louisiana    | (H)  | 77 47  |
| Dec. 4  | South Carolina State      | (H)  | 85 65  |
| Dec. 8  | Rutgers                   | (H)  | 82 70  |
| Dec. 14 | Murray State              | (H)  | 72 53  |
| Dec. 17 | Western Michigan          | (H)  | 54 72  |
| Dec. 20 | Puerto Rico-Mayaguez      | (A2) | 94 64  |
| Dec. 21 | Denver                    | (N2) | 63 58  |
| Dec. 22 | Troy State                | (N2) | 94 66  |
| Dec. 30 | Southern Miss             | (H)  | 92 46  |
| Jan. 2  | North Texas               | (H)  | 90 65  |
| Jan. 8  | Vanderbilt                | (H)  | 62 59  |
| Jan. 11 | Arkansas                  | (A)  | 52 37  |
| Jan. 15 | South Carolina            | (A)  | 67 60  |
| Jan. 18 | Alabama (NR,9)            | (H)  | 77 68  |
| Jan. 22 | Kentucky (24,8)           | (A)  | 51 67  |
| Jan. 25 | Georgia (24,19)           | (A)  | 79 85  |
| Feb. 1  | Tennessee                 | (H)  | 57 60  |
| Feb. 5  | Ole Miss                  | (H)  | 77 71  |
| Feb. 8  | LSU                       | (H)  | 56 54  |
| Feb. 15 | Alabama                   | (A)  | 68 84  |
| Feb. 19 | Mississippi State (NR,19) | (H)  | 46 63  |
| Feb. 22 | Ole Miss                  | (A)  | 80 75  |
| Feb. 26 | LSU                       | (A)  | 63 94  |
| Mar. 1  | Florida (NR,4)            | (H)  | 70 73  |
| Mar. 5  | Arkansas                  | (H)  | 69 54  |
| Mar. 8  | Mississippi State (NR,21) | (A)  | 45 67  |
| Mar. 14 | Tennessee                 | (N3) | 66 53  |
| Mar. 15 | Kentucky (NR,2)           | (N3) | 58 78  |
| Mar. 21 | Saint Joseph's (ot)       | (N4) | 65 63  |
| Mar. 23 | Wake Forest (NR,8)        | (N4) | 68 62  |
| Mar. 28 | Syracuse (NR,12)          | (N5) | 78 79  |

(N1) Nashville, Tenn., Gaylord Entertainment Center  
 (A2, N2) San Juan Shootout, Caguas, P.R.  
 (N3) SEC Tournament, Superdome, New Orleans, La.  
 (N4) NCAA Tournament 1st/2nd Rounds, Tampa, Fla.  
 (N5) NCAA Tournament Sweet 16, Albany, N.Y.

2003-04 Won 14, Lost 14 (5-11 SEC)

COACH: Cliff Ellis

CAPTAIN: Kyle Davis

|         |                           | AU   | Opp.   |
|---------|---------------------------|------|--------|
| Nov. 17 | College of Charleston     | (H1) | 66 62  |
| Nov. 21 | Western Kentucky          | (H)  | 86 64  |
| Nov. 23 | Maryland-Eastern Shore    | (H)  | 85 61  |
| Nov. 29 | Grambling State           | (N1) | 105 56 |
| Dec. 1  | Colorado State            | (H)  | 84 54  |
| Dec. 7  | Air Force                 | (H)  | 68 49  |
| Dec. 10 | Montana                   | (H)  | 73 51  |
| Dec. 20 | UNLV                      | (A1) | 69 82  |
| Dec. 22 | Georgia State             | (H)  | 72 77  |
| Dec. 30 | Southern Miss             | (H)  | 78 60  |
| Jan. 2  | New Orleans               | (H)  | 70 55  |
| Jan. 7  | Vanderbilt (NR,20)        | (A)  | 53 59  |
| Jan. 10 | Ole Miss                  | (H)  | 80 53  |
| Jan. 14 | South Carolina (ot)       | (H)  | 51 53  |
| Jan. 17 | Alabama                   | (A)  | 46 69  |
| Jan. 21 | Arkansas                  | (H)  | 70 63  |
| Jan. 24 | Florida (NR,17)           | (A)  | 52 68  |
| Jan. 31 | Mississippi State (NR,11) | (H)  | 68 73  |
| Feb. 4  | Arkansas                  | (A)  | 52 74  |
| Feb. 7  | Georgia                   | (H)  | 57 54  |
| Feb. 14 | Ole Miss                  | (A)  | 68 72  |
| Feb. 18 | LSU (NR,24)               | (A)  | 80 68  |
| Feb. 21 | Kentucky (NR,9)           | (H)  | 59 68  |
| Feb. 24 | Alabama                   | (H)  | 71 72  |
| Feb. 28 | Tennessee                 | (A)  | 69 75  |
| Mar. 2  | Mississippi State (NR,5)  | (A)  | 91 105 |
| Mar. 6  | LSU                       | (H)  | 78 66  |
| Mar. 11 | Georgia                   | (N2) | 59 73  |

(H1) NABC Classic, Auburn, Ala.  
 (N1) Huntsville, Ala.  
 (A1) Las Vegas Showdown, Las Vegas, Nev.  
 (N2) SEC Tournament, Georgia Dome, Atlanta, Ga.

2004-05 Won 14, Lost 17 (4-12 SEC)

COACH: Jeff Lebo

CAPTAINS: Nathan Watson, Ian Young, Quinzel Brown

|         |                           | AU   | Opp.  |
|---------|---------------------------|------|-------|
| Nov. 19 | Temple                    | (A)  | 80 78 |
| Nov. 22 | Furman                    | (H)  | 85 74 |
| Nov. 24 | Nicholls State            | (H)  | 92 78 |
| Nov. 27 | Louisiana Tech            | (H)  | 79 67 |
| Nov. 30 | Colorado State (ot)       | (H)  | 79 76 |
| Dec. 3  | Virginia (NR,24)          | (N1) | 87 89 |
| Dec. 5  | Wofford                   | (H)  | 78 85 |
| Dec. 7  | College of Charleston     | (A)  | 76 61 |
| Dec. 12 | UNLV (ot)                 | (H)  | 87 91 |
| Dec. 20 | Delaware                  | (N2) | 74 46 |
| Dec. 21 | Middle Tennessee State    | (N2) | 79 74 |
| Dec. 22 | Toledo                    | (N2) | 65 68 |
| Dec. 30 | Belmont                   | (H)  | 73 69 |
| Jan. 5  | Mississippi State (NR,18) | (A)  | 53 90 |
| Jan. 12 | Florida (ot)              | (H)  | 78 84 |
| Jan. 15 | Ole Miss                  | (H)  | 72 79 |
| Jan. 22 | Arkansas                  | (A)  | 59 95 |
| Jan. 26 | Alabama (NR,14)           | (H)  | 55 60 |
| Jan. 29 | Tennessee                 | (H)  | 62 59 |
| Feb. 2  | Ole Miss                  | (A)  | 55 70 |
| Feb. 5  | Mississippi State         | (H)  | 90 76 |
| Feb. 9  | LSU                       | (A)  | 69 90 |
| Feb. 12 | South Carolina            | (A)  | 74 71 |
| Feb. 16 | Vanderbilt                | (H)  | 43 67 |
| Feb. 19 | Georgia                   | (A)  | 45 57 |
| Feb. 23 | Kentucky (NR,5)           | (A)  | 73 81 |
| Feb. 26 | LSU                       | (H)  | 64 77 |
| Mar. 2  | Alabama (NR,19)           | (A)  | 53 94 |
| Mar. 5  | Arkansas                  | (H)  | 77 64 |
| Mar. 10 | Vanderbilt                | (N3) | 77 73 |
| Mar. 11 | LSU                       | (N3) | 58 89 |

(N1) Richmond, Va. (Siegel Center)  
 (N2) San Juan Shootout (Carolina, P.R.)  
 (N3) SEC Tournament, Georgia Dome, Atlanta, Ga.

2005-06 Won 12, Lost 16 (4-12 SEC)

COACH: Jeff Lebo

CAPTAINS: Ronny LeMelle, Frank Tolbert

|         |                | AU  | Opp.  |
|---------|----------------|-----|-------|
| Nov. 20 | Lipscomb       | (H) | 69 54 |
| Nov. 25 | Gardner-Webb   | (H) | 70 43 |
| Nov. 28 | Colorado State | (A) | 67 77 |

|         |                        |      |        |
|---------|------------------------|------|--------|
| Dec. 1  | McNeese State          | (H)  | 91 76  |
| Dec. 4  | Pittsburgh             | (A)  | 41 78  |
| Dec. 14 | Southeastern Louisiana | (H)  | 66 51  |
| Dec. 18 | Temple                 | (H)  | 73 42  |
| Dec. 22 | Texas A&M              | (A)  | 67 72  |
| Dec. 29 | Winthrop               | (H)  | 64 62  |
| Dec. 31 | Jacksonville State     | (H)  | 87 83  |
| Jan. 4  | Southern Miss          | (H)  | 80 57  |
| Jan. 7  | Vanderbilt             | (A)  | 50 74  |
| Jan. 11 | Alabama                | (H)  | 52 56  |
| Jan. 14 | Florida (NR,2)         | (A)  | 57 69  |
| Jan. 21 | Arkansas               | (H)  | 52 68  |
| Jan. 24 | Kentucky               | (H)  | 62 71  |
| Jan. 28 | Georgia                | (H)  | 66 65  |
| Feb. 1  | LSU (NR,24)            | (A)  | 69 84  |
| Feb. 4  | Mississippi State      | (A)  | 53 71  |
| Feb. 8  | Ole Miss               | (H)  | 58 50  |
| Feb. 11 | Arkansas               | (A)  | 64 84  |
| Feb. 15 | Tennessee (NR,8)       | (A)  | 89 105 |
| Feb. 18 | LSU (NR,25)            | (H)  | 61 65  |
| Feb. 22 | Mississippi State      | (H)  | 75 71  |
| Feb. 25 | Ole Miss               | (A)  | 58 54  |
| Mar. 1  | Alabama                | (A)  | 61 71  |
| Mar. 4  | South Carolina         | (H)  | 63 67  |
| Mar. 9  | Vanderbilt             | (N1) | 71 76  |

(N1) SEC Tournament, Gaylord Enter. Center, Nashville, Tenn.

2006-07 Won 17, Lost 15 (7-9 SEC)

COACH: Jeff Lebo

CAPTAINS: Quantez Robertson, Korvotney Barber, Rasheem Barrett

|         |                      | AU   | Opp.  |
|---------|----------------------|------|-------|
| Nov. 10 | Troy                 | (H)  | 71 68 |
| Nov. 17 | Winston-Salem State  | (H)  | 95 62 |
| Nov. 19 | East Tennessee State | (H1) | 64 58 |
| Nov. 21 | Miles College        | (H1) | 79 58 |
| Nov. 24 | Oklahoma State       | (N2) | 65 66 |
| Nov. 25 | Wisconsin (NR,7)     | (N2) | 63 77 |
| Nov. 28 | Nicholls State (ot)  | (H)  | 92 87 |
| Nov. 30 | Louisiana-Monroe     | (H)  | 81 60 |
| Dec. 3  | Pittsburgh (NR,2)    | (H)  | 66 74 |
| Dec. 6  | South Alabama        | (H)  | 82 71 |
| Dec. 16 | Wofford              | (H)  | 86 76 |
| Dec. 19 | Tennessee State      | (H)  | 86 59 |
| Dec. 22 | Texas A&M (NR,13)    | (H)  | 58 87 |
| Dec. 30 | Charleston Southern  | (H)  | 69 53 |
| Jan. 2  | Southern Miss        | (A)  | 54 56 |
| Jan. 6  | Vanderbilt           | (H)  | 68 65 |
| Jan. 8  | Kentucky             | (A)  | 57 84 |
| Jan. 13 | LSU (NR,13)          | (A)  | 63 65 |
| Jan. 17 | Tennessee (NR,22)    | (H)  | 83 80 |
| Jan. 20 | Mississippi State    | (A)  | 76 87 |
| Jan. 23 | Alabama (NR,12)      | (H)  | 81 57 |
| Jan. 27 | Florida (NR,1)       | (H)  | 66 91 |
| Jan. 31 | South Carolina       | (A)  | 80 75 |
| Feb. 3  | Ole Miss             | (H)  | 59 82 |
| Feb. 7  | Arkansas             | (A)  | 57 65 |
| Feb. 10 | Mississippi State    | (H)  | 83 91 |
| Feb. 17 | Georgia              | (A)  | 79 86 |
| Feb. 21 | Arkansas             | (H)  | 67 59 |
| Feb. 24 | Alabama (NR,25)      | (A)  | 86 77 |
| Feb. 28 | LSU                  | (H)  | 80 68 |
| Mar. 3  | Ole Miss             | (A)  | 79 83 |
| Mar. 8  | Georgia              | (N3) | 65 80 |

(H1) South Padre Inv. (Auburn, Ala.)  
 (N2) South Padre Inv. (South Padre Island, Texas)  
 (N3) SEC Tournament, Georgia Dome, Atlanta, Ga.

2007-08 Won 14, Lost 16 (4-12 SEC)

COACH: Jeff Lebo

CAPTAINS: Quantez Robertson, Korvotney Barber

|         |                     | AU   | Opp.  |
|---------|---------------------|------|-------|
| Nov. 9  | Tulane              | (A)  | 62 77 |
| Nov. 13 | Kennesaw State      | (H)  | 74 62 |
| Nov. 16 | Alabama State       | (A)  | 63 60 |
| Nov. 19 | Charleston Southern | (A1) | 89 59 |
| Dec. 2  | George Washington   | (N2) | 74 70 |
| Dec. 5  | West Virginia       | (N3) | 59 88 |
| Dec. 15 | Southern            | (N4) | 71 63 |
| Dec. 19 | Mercer              | (H)  | 68 59 |
| Dec. 22 | Alabama A&M         | (H)  | 67 56 |
| Dec. 29 | Towson              | (H)  | 79 59 |
| Jan. 2  | Texas A&M-C.C.      | (H)  | 76 58 |





Year-by-Year Scores

|         |                    |      |    |    |
|---------|--------------------|------|----|----|
| Jan. 6  | Xavier             | (H)  | 57 | 80 |
| Jan. 10 | Arkansas           | (H)  | 70 | 76 |
| Jan. 12 | Florida            | (A)  | 56 | 72 |
| Jan. 16 | LSU                | (A)  | 74 | 67 |
| Jan. 19 | Ole Miss (NR,15)   | (H)  | 80 | 77 |
| Jan. 22 | Presbyterian       | (H)  | 78 | 65 |
| Jan. 26 | Alabama            | (A)  | 77 | 97 |
| Jan. 30 | LSU                | (H)  | 80 | 81 |
| Feb. 2  | Vanderbilt (NR,18) | (A)  | 71 | 78 |
| Feb. 6  | Kentucky           | (H)  | 63 | 66 |
| Feb. 9  | Mississippi State  | (H)  | 64 | 83 |
| Feb. 16 | Ole Miss           | (A)  | 90 | 78 |
| Feb. 20 | Tennessee (NR,2)   | (A)  | 70 | 89 |
| Feb. 24 | Alabama            | (H)  | 88 | 76 |
| Feb. 27 | Mississippi State  | (A)  | 78 | 89 |
| Mar. 1  | South Carolina     | (H)  | 63 | 69 |
| Mar. 5  | Georgia            | (H)  | 54 | 59 |
| Mar. 8  | Arkansas           | (A)  | 64 | 77 |
| Mar. 13 | Vanderbilt (NR,17) | (N5) | 82 | 93 |

(A1) North Charleston, SC (N. Charleston Coliseum)  
 (N2) BB&T Classic (Washington, DC, Verizon Center)  
 (N3) Big East/SEC Inv. (Birmingham, AL, BJCC Arena)  
 (N4) Coors Classic (Mobile, AL, Mitchell Center)  
 (N5) SEC Tournament (Atlanta, GA, Georgia Dome)

2008-09 Won 24, Lost 12 (10-6 SEC)

COACH: Jeff Lebo

CAPTAINS: Quantez Robertson, Korvotney Barber

|         |                        |      |    |    |
|---------|------------------------|------|----|----|
| Nov. 14 | Missouri State         | (H)  | 75 | 60 |
| Nov. 19 | Mercer                 | (H1) | 74 | 78 |
| Nov. 22 | George Washington      | (H)  | 83 | 71 |
| Nov. 25 | Bethune-Cookman        | (H1) | 61 | 46 |
| Nov. 28 | Dayton (ot)            | (N2) | 59 | 60 |
| Nov. 29 | Northern Iowa          | (N2) | 61 | 67 |
| Dec. 3  | Xavier                 | (A)  | 74 | 81 |
| Dec. 6  | Louisiana-Monroe       | (H)  | 78 | 55 |
| Dec. 17 | Tuskegee               | (H)  | 75 | 32 |
| Dec. 20 | Virginia               | (A)  | 58 | 56 |
| Dec. 22 | Alabama State          | (H)  | 77 | 72 |
| Dec. 29 | Alabama A&M            | (H)  | 82 | 40 |
| Dec. 31 | Southeastern Louisiana | (H)  | 77 | 65 |
| Jan. 3  | Tulane                 | (H)  | 78 | 53 |
| Jan. 10 | South Carolina         | (A)  | 56 | 68 |
| Jan. 14 | Florida                | (H)  | 65 | 68 |
| Jan. 17 | Alabama                | (H)  | 85 | 71 |
| Jan. 21 | Kentucky               | (A)  | 64 | 73 |
| Jan. 24 | Arkansas               | (A)  | 73 | 51 |
| Jan. 27 | Texas-Pan American     | (H)  | 66 | 63 |
| Jan. 31 | Vanderbilt             | (H)  | 75 | 82 |
| Feb. 4  | Ole Miss               | (A)  | 59 | 78 |
| Feb. 7  | Tennessee              | (H)  | 78 | 77 |
| Feb. 11 | Arkansas               | (H)  | 75 | 62 |
| Feb. 14 | Mississippi State      | (H)  | 91 | 76 |
| Feb. 18 | Georgia                | (A)  | 71 | 59 |
| Feb. 21 | LSU (NR,23)            | (A)  | 72 | 79 |
| Feb. 25 | Ole Miss               | (H)  | 77 | 64 |
| Feb. 28 | Mississippi State      | (A)  | 76 | 58 |
| Mar. 3  | Alabama                | (A)  | 77 | 73 |
| Mar. 7  | LSU (NR,11)            | (H)  | 69 | 53 |
| Mar. 13 | Florida                | (N3) | 61 | 58 |
| Mar. 14 | Tennessee              | (N3) | 85 | 94 |
| Mar. 18 | UT Martin              | (H4) | 87 | 82 |
| Mar. 20 | Tulsa                  | (H4) | 74 | 55 |
| Mar. 24 | Baylor                 | (H4) | 72 | 74 |

(H1) Chicago Invitational (Auburn, AL)  
 (N2) Chicago Inv. (Hoffman Estates, IL, Sears Centre)  
 (N3) SEC Tournament (Tampa, FL, St. Pete Times Forum)  
 (H4) NIT (Auburn, AL)

2009-10 Won 15, Lost 17 (6-10 SEC)

COACH: Jeff Lebo

CAPTAINS: Lucas Hargrove, Frankie Sullivan

|         |                      |      |    |     |
|---------|----------------------|------|----|-----|
| Nov. 13 | Niagara              | (H)  | 69 | 65  |
| Nov. 16 | Missouri State       | (A)  | 62 | 73  |
| Nov. 20 | Central Florida      | (N1) | 74 | 84  |
| Nov. 21 | IUPUI                | (N1) | 80 | 65  |
| Nov. 22 | North Carolina State | (N1) | 58 | 60  |
| Nov. 25 | High Point           | (H)  | 75 | 54  |
| Dec. 1  | Alabama A&M          | (A)  | 87 | 52  |
| Dec. 4  | Troy                 | (H)  | 77 | 81  |
| Dec. 7  | Virginia             | (H)  | 68 | 67  |
| Dec. 17 | Florida State        | (A)  | 72 | 76  |
| Dec. 20 | Sam Houston State    | (H)  | 89 | 107 |
| Dec. 22 | Alabama State        | (H)  | 94 | 78  |
| Dec. 29 | Charleston Southern  | (H)  | 77 | 62  |
| Jan. 2  | Georgia Southern     | (H)  | 95 | 75  |
| Jan. 5  | West Georgia         | (H)  | 96 | 72  |
| Jan. 9  | South Carolina       | (H)  | 71 | 80  |
| Jan. 14 | Tennessee (NR,9)     | (A)  | 55 | 81  |

|         |                        |      |    |    |
|---------|------------------------|------|----|----|
| Jan. 16 | Kentucky (NR,2)        | (H)  | 67 | 72 |
| Jan. 20 | LSU                    | (A)  | 84 | 80 |
| Jan. 23 | Vanderbilt             | (A)  | 74 | 82 |
| Jan. 28 | Ole Miss (NR,18)       | (H)  | 74 | 84 |
| Jan. 30 | Alabama                | (H)  | 58 | 57 |
| Feb. 6  | Arkansas (ot)          | (A)  | 79 | 82 |
| Feb. 10 | Georgia                | (H)  | 82 | 63 |
| Feb. 13 | Mississippi State (ot) | (A)  | 75 | 85 |
| Feb. 18 | Florida                | (A)  | 70 | 78 |
| Feb. 20 | Arkansas               | (H)  | 92 | 83 |
| Feb. 24 | Ole Miss               | (A)  | 75 | 85 |
| Feb. 27 | LSU                    | (H)  | 74 | 59 |
| Mar. 3  | Mississippi State      | (H)  | 89 | 80 |
| Mar. 6  | Alabama                | (A)  | 61 | 73 |
| Mar. 11 | Florida                | (N2) | 69 | 78 |

(N1) Glenn Wilkes Classic (Daytona Beach, FL)

(N2) SEC Tournament (Nashville, TN)

2010-11 Won 11, Lost 20 (4-12 SEC)

COACH: Tony Barbee

CAPTAINS: Josh Wallace and Earnest Ross

|         |                      |      |    |    |
|---------|----------------------|------|----|----|
| Nov. 12 | UNC Asheville        | (H)  | 69 | 70 |
| Nov. 19 | Samford              | (H)  | 68 | 79 |
| Nov. 20 | Campbell             | (H)  | 54 | 61 |
| Nov. 21 | Middle Tennessee     | (H)  | 68 | 66 |
| Nov. 27 | Jacksonville         | (H)  | 55 | 69 |
| Nov. 30 | Georgia Southwestern | (H)  | 78 | 50 |
| Dec. 5  | Arkansas-Pine Bluff  | (H)  | 76 | 72 |
| Dec. 11 | Rutgers              | (N1) | 54 | 63 |
| Dec. 15 | South Florida        | (A)  | 49 | 61 |
| Dec. 18 | Presbyterian         | (H)  | 59 | 62 |
| Dec. 21 | USC Upstate          | (H)  | 68 | 54 |
| Dec. 29 | Georgia Southern     | (H)  | 88 | 84 |
| Dec. 31 | Grambling State      | (H)  | 63 | 45 |
| Jan. 3  | Florida State        | (H)  | 65 | 60 |
| Jan. 8  | LSU                  | (H)  | 55 | 62 |
| Jan. 11 | Kentucky (NR,13)     | (A)  | 54 | 78 |
| Jan. 16 | Mississippi State    | (A)  | 66 | 85 |
| Jan. 20 | Florida              | (H)  | 40 | 45 |
| Jan. 22 | Alabama              | (H)  | 58 | 68 |
| Jan. 25 | Arkansas             | (A)  | 64 | 73 |
| Jan. 29 | South Carolina       | (A)  | 79 | 64 |
| Feb. 3  | Tennessee            | (H)  | 56 | 69 |
| Feb. 5  | Georgia (ot)         | (A)  | 72 | 81 |
| Feb. 12 | Mississippi State    | (H)  | 65 | 62 |
| Feb. 16 | Ole Miss             | (A)  | 59 | 90 |
| Feb. 19 | Vanderbilt (NR,18)   | (H)  | 60 | 77 |
| Feb. 23 | Alabama              | (A)  | 49 | 51 |
| Feb. 26 | Arkansas             | (H)  | 55 | 57 |
| Mar. 2  | Ole Miss             | (H)  | 76 | 73 |
| Mar. 5  | LSU                  | (A)  | 60 | 51 |
| Mar. 10 | Georgia              | (N2) | 51 | 69 |

(N1) SEC-Big East Invitational (Pittsburgh, Pa.)

(N2) SEC Tournament (Atlanta, Ga.)

2011-12 Won 15, Lost 16 (5-11 SEC)

COACH: Tony Barbee

CAPTAINS: Kenny Gabriel, Frankie Sullivan

|         |                           |      |    |    |
|---------|---------------------------|------|----|----|
| Nov. 11 | McNeese State             | (H)  | 84 | 62 |
| Nov. 14 | Kennesaw State            | (H)  | 68 | 55 |
| Nov. 25 | Nicholls State            | (H)  | 78 | 57 |
| Nov. 28 | Arkansas-Pine Bluff       | (H)  | 72 | 59 |
| Dec. 2  | Seton Hall                | (A1) | 59 | 81 |
| Dec. 14 | South Florida             | (H)  | 52 | 40 |
| Dec. 17 | North Florida             | (H)  | 84 | 71 |
| Dec. 19 | Florida A&M               | (H)  | 76 | 69 |
| Dec. 22 | Hawai'i                   | (A2) | 65 | 62 |
| Dec. 23 | Long Beach State          | (N1) | 43 | 64 |
| Dec. 25 | UTEP                      | (N1) | 76 | 83 |
| Dec. 30 | Georgia Southern          | (H)  | 78 | 75 |
| Jan. 2  | Bethune-Cookman           | (H)  | 67 | 41 |
| Jan. 4  | Florida State             | (A)  | 56 | 85 |
| Jan. 7  | Vanderbilt                | (A)  | 35 | 65 |
| Jan. 11 | Kentucky (NR,2)           | (H)  | 53 | 68 |
| Jan. 14 | Ole Miss (2ot)            | (H)  | 69 | 68 |
| Jan. 17 | LSU (ot)                  | (A)  | 58 | 65 |
| Jan. 21 | South Carolina            | (H)  | 63 | 52 |
| Jan. 25 | Arkansas                  | (A)  | 53 | 56 |
| Jan. 28 | Tennessee                 | (A)  | 49 | 64 |
| Feb. 1  | Georgia                   | (H)  | 59 | 51 |
| Feb. 4  | Mississippi State (NR,19) | (A)  | 88 | 91 |
| Feb. 7  | Alabama                   | (H)  | 50 | 68 |
| Feb. 11 | Ole Miss                  | (A)  | 54 | 61 |
| Feb. 18 | Mississippi State (NR,23) | (H)  | 65 | 55 |
| Feb. 21 | Florida (NR,11)           | (A)  | 47 | 63 |
| Feb. 25 | Arkansas                  | (H)  | 71 | 77 |
| Feb. 29 | Alabama                   | (A)  | 49 | 55 |
| Mar. 3  | LSU                       | (H)  | 67 | 52 |
| Mar. 8  | Ole Miss                  | (N2) | 54 | 68 |

(A1) Big East-SEC Challenge (Newark, N.J.)

(A2, N1) Hawaiian Airlines Diamond Head Classic (Honolulu, HI)

(N2) SEC Tournament (New Orleans, La.)

2012-13 Won 9, Lost 23 (3-15 SEC)

COACH: Tony Barbee

|         |                        |      |    |    |
|---------|------------------------|------|----|----|
| Nov. 9  | IPFW                   | (H)  | 61 | 50 |
| Nov. 15 | Murray State           | (N1) | 59 | 79 |
| Nov. 16 | Col. of Charleston     | (A1) | 55 | 51 |
| Nov. 18 | Dayton                 | (N1) | 63 | 73 |
| Nov. 21 | Boston College         | (A)  | 49 | 50 |
| Nov. 25 | Rhode Island (2ot)     | (H)  | 72 | 78 |
| Nov. 30 | DePaul                 | (H)  | 76 | 80 |
| Dec. 11 | Grambling State        | (H)  | 92 | 42 |
| Dec. 15 | Furman                 | (H)  | 64 | 50 |
| Dec. 18 | Tennessee Tech         | (H)  | 81 | 62 |
| Dec. 22 | Winthrop               | (H)  | 67 | 74 |
| Dec. 29 | Illinois (NR,12)       | (N2) | 79 | 81 |
| Jan. 2  | Florida State          | (H)  | 78 | 72 |
| Jan. 9  | LSU                    | (H)  | 68 | 63 |
| Jan. 12 | South Carolina         | (A)  | 74 | 71 |
| Jan. 16 | Arkansas (2ot)         | (A)  | 80 | 88 |
| Jan. 19 | Kentucky               | (H)  | 73 | 75 |
| Jan. 23 | Vanderbilt             | (A)  | 61 | 73 |
| Jan. 26 | Ole Miss (NR,23)       | (H)  | 61 | 63 |
| Jan. 30 | Georgia                | (A)  | 49 | 57 |
| Feb. 2  | Missouri (NR,17)       | (A)  | 77 | 91 |
| Feb. 6  | Alabama                | (H)  | 49 | 37 |
| Feb. 9  | Kentucky               | (A)  | 62 | 72 |
| Feb. 13 | Arkansas               | (H)  | 75 | 83 |
| Feb. 16 | Florida (NR,7)         | (H)  | 52 | 83 |
| Feb. 20 | Texas A&M              | (H)  | 56 | 65 |
| Feb. 23 | Ole Miss               | (A)  | 55 | 88 |
| Feb. 26 | Alabama                | (A)  | 43 | 61 |
| Mar. 2  | Vanderbilt             | (H)  | 55 | 62 |
| Mar. 6  | Tennessee              | (H)  | 75 | 82 |
| Mar. 9  | Mississippi State (ot) | (A)  | 71 | 74 |
| Mar. 13 | Texas A&M              | (N3) | 62 | 71 |

(N1, A1) Charleston Classic (Charleston, S.C.)

(N2) United Center (Chicago, Ill.)

(N3) SEC Tournament (Nashville, Tenn.)

2013-14 Won 14, Lost 16 (6-12 SEC)

COACH: Tony Barbee

CAPTAINS: Allen Payne and KT Harrell

|         |                     |      |    |     |
|---------|---------------------|------|----|-----|
| Nov. 8  | Nicholls            | (H)  | 76 | 54  |
| Nov. 15 | Northwestern State  | (H)  | 92 | 111 |
| Nov. 19 | Jacksonville State  | (H)  | 78 | 54  |
| Nov. 23 | Murray State        | (H)  | 75 | 67  |
| Nov. 26 | Tennessee State     | (H)  | 78 | 73  |
| Dec. 2  | Iowa State (NR,17)  | (A)  | 70 | 99  |
| Dec. 8  | Illinois            | (N1) | 62 | 81  |
| Dec. 19 | Clemson             | (H)  | 66 | 64  |
| Dec. 22 | Boston College      | (H)  | 77 | 67  |
| Dec. 30 | Arkansas-Pine Bluff | (H)  | 91 | 59  |
| Jan. 4  | Florida A&M         | (H)  | 81 | 50  |
| Jan. 9  | Ole Miss            | (A)  | 62 | 65  |
| Jan. 11 | Missouri (NR,21)    | (H)  | 68 | 70  |
| Jan. 15 | Tennessee           | (A)  | 67 | 78  |
| Jan. 18 | Florida (NR,7)      | (H)  | 61 | 68  |
| Jan. 22 | Mississippi State   | (A)  | 74 | 82  |
| Jan. 25 | Arkansas            | (A)  | 67 | 86  |
| Jan. 30 | Alabama             | (H)  | 74 | 55  |
| Feb. 1  | Georgia             | (H)  | 74 | 67  |
| Feb. 5  | South Carolina      | (A)  | 79 | 74  |
| Feb. 8  | LSU                 | (A)  | 80 | 87  |
| Feb. 12 | Kentucky (NR,13)    | (H)  | 56 | 64  |
| Feb. 15 | Mississippi State   | (H)  | 92 | 82  |
| Feb. 19 | Florida (NR,2)      | (A)  | 66 | 71  |
| Feb. 22 | Vanderbilt          | (H)  | 59 | 67  |
| Feb. 26 | South Carolina      | (H)  | 83 | 67  |
| Mar. 1  | Alabama             | (A)  | 57 | 73  |
| Mar. 5  | Tennessee           | (H)  | 54 | 82  |
| Mar. 8  | Texas A&M           | (A)  | 69 | 64  |
| Mar. 12 | South Carolina      | (N2) | 56 | 74  |

(N1) Philips Arena (Atlanta, Ga.)  
 (N2) SEC Tournament (Atlanta, Ga.)

Numbers in parenthesis correspond to Auburn's national ranking first and opponent's national ranking heading into the game beginning with the 1950-51 season.





| <u>Auburn 100-point games by date</u>          |                         |   |              | <u>Opponent 100-point games by date</u>           |                         |   |              |
|--|-------------------------|---|--------------|---|-------------------------|---|--------------|
| 1/2/57   | Howard                  | W | 101-70       | 12/10/88  | Texas Southern          | W | 109-81       |
| 12/30/57                                       | Howard                  | W | 106-47       | 12/16/77  | at VCU                  | W | 109-59       |
| 12/2/58  | Jacksonville State      | W | 111-54       | 12/13/86  | Southwestern Louisiana  | W | 107-91       |
| 12/27/58                                       | Florence State          | W | 104-78       | 3/6/78  | Tennessee               | W | 107-94       |
| 2/14/59  | LSU                     | W | 115-67       | 12/29/64  | vs. Furman              | W | 107-86       |
| 12/7/59  | Howard                  | W | 104-57       | 12/13/80  | Eckerd College          | W | 106-66       |
| 12/3/63  | Howard                  | W | 102-44       | 12/30/57  | Howard                  | W | 106-47       |
| 12/29/64                                       | vs. Furman              | W | 107-86       | 11/29/03  | vs. Grambling State     | W | 105-56       |
| 2/13/65  | LSU                     | W | 101-60       | 1/15/94   | #3 Arkansas             | L | 105-117      |
| 12/1/66  | The Citadel             | W | 105-83       | 12/1/66   | The Citadel             | W | 105-83       |
| 2/14/70  | Alabama                 | W | 121-78       | 12/5/00   | Grambling               | W | 104-60       |
| 12/29/71                                       | at Furman               | W | 103-78       | 1/14/95   | #4 Arkansas             | W | 104-90       |
| 2/12/72  | at Florida              | W | 103-100      | 12/28/91  | vs. Eastern Kentucky    | W | 104-92       |
| 1/6/75   | Ole Miss                | W | 104-86       | 1/6/75  | Ole Miss                | W | 104-86       |
| 2/24/75  | LSU                     | W | 110-94       | 12/21/81  | Cal State-Chico         | W | 104-61       |
| 3/3/75   | VCU                     | W | 117-72       | 12/7/59   | Howard                  | W | 104-57       |
| 1/3/76   | at LSU                  | W | 102-86       | 12/27/58  | Florence State          | W | 104-78       |
| 3/8/76   | Ole Miss                | W | 103-88       | 12/12/87  | at Illinois             | L | 103-107 (ot) |
| 12/16/77                                       | at VCU                  | W | 109-59       | 3/8/76  | Ole Miss                | W | 103-88       |
| 12/10/77                                       | vs. Oklahoma State      | W | 112-94       | 2/12/72   | at Florida              | W | 103-100      |
| 3/6/78   | Tennessee               | W | 107-94       | 12/29/71  | at Furman               | W | 103-78       |
| 12/13/80                                       | Eckerd College          | W | 106-66       | 2/13/99   | Alabama                 | W | 102-61       |
| 12/21/81                                       | Cal State-Chico         | W | 104-61       | 12/17/94  | Alabama State           | W | 102-62       |
| 12/18/82                                       | Florida International   | W | 115-77       | 1/3/76  | at LSU                  | W | 102-86       |
| 12/19/83                                       | Eastern Kentucky        | W | 100-60       | 12/3/63   | Howard                  | W | 102-44       |
| 12/11/86                                       | Austin Peay             | W | 115-93       | 12/16/00  | vs. Oregon              | W | 101-97       |
| 12/13/86                                       | Southwestern Louisiana  | W | 107-91       | 1/6/96  | Arkansas                | W | 101-76       |
| 3/1/87   | LSU                     | W | 100-62       | 12/18/93  | at Old Dominion         | W | 101-87       |
| 11/27/87                                       | vs. South Alabama       | W | 120-67       | 2/13/65   | LSU                     | W | 101-60       |
| 12/12/87                                       | at Illinois             | L | 103-107 (ot) | 1/2/57  | Howard                  | W | 101-70       |
| 12/10/88                                       | Texas Southern          | W | 109-81       | 11/26/02  | Georgia State           | W | 100-71       |
| 11/25/91                                       | SIU Edwardsville        | W | 109-86       | 1/2/00  | Stony Brook             | W | 100-45       |
| 12/11/91                                       | Troy State              | W | 141-116      | 11/21/99  | Arkansas-Pine Bluff     | W | 100-44       |
| 12/28/91                                       | vs. Eastern Kentucky    | W | 104-92       | 1/23/93   | at #8 Arkansas          | W | 100-89       |
| 2/29/92  | Ole Miss                | W | 110-84       | 3/1/87  | LSU                     | W | 100-62       |
| 1/23/93  | at #8 Arkansas          | W | 100-89       | 12/19/83  | Eastern Kentucky        | W | 100-60       |
| 12/9/93  | Troy State              | W | 113-86       | <u>Opponent 100-point games by date</u>           |                         |   |              |
| 12/18/93                                       | at Old Dominion         | W | 101-87       | 2/27/54   | vs. Kentucky            | L | 79-109       |
| 1/15/94  | #3 Arkansas             | L | 105-117      | 2/25/57   | at Kentucky             | L | 85-103       |
| 2/12/94  | LSU                     | W | 111-83       | 1/30/65   | at Vanderbilt           | L | 77-105       |
| 12/17/94                                       | Alabama State           | W | 102-62       | 1/29/66   | at Kentucky             | L | 78-115       |
| 1/14/95  | #4 Arkansas             | W | 104-90       | 2/3/69  | at Kentucky             | L | 93-105       |
| 1/6/96   | Arkansas                | W | 101-76       | 3/2/70  | at #1 Kentucky          | L | 81-102       |
| 11/13/98                                       | Southeastern Louisiana  | W | 114-60       | 12/12/70  | at Ole Miss             | L | 96-108       |
| 2/13/99  | Alabama                 | W | 102-61       | 1/9/71  | LSU                     | L | 92-106       |
| 11/21/99                                       | Arkansas-Pine Bluff     | W | 100-44       | 1/23/71   | at Vanderbilt           | L | 86-107       |
| 12/20/99                                       | at Puerto Rico-Mayaguez | W | 109-52       | 2/1/71  | at #11 Kentucky         | L | 76-114       |
| 1/2/00   | Stony Brook             | W | 100-45       | 2/15/71   | at LSU                  | L | 94-114       |
| 12/5/00  | Grambling               | W | 104-60       | 3/1/71  | #10 Kentucky            | L | 83-102       |
| 12/16/00                                       | vs. Oregon              | W | 101-97       | 12/16/71  | at Louisiana Tech       | L | 82-107       |
| 11/26/02                                       | Georgia State           | W | 100-71       | 2/12/72   | at Florida              | W | 103-100      |
| 11/29/03                                       | vs. Grambling State     | W | 105-56       | 3/6/72  | at Kentucky             | L | 67-102       |
| <u>Auburn 100-point games by Auburn points</u> |                         |   |              | 12/18/72  | at Dayton               | L | 63-106       |
| 12/11/91                                       | Troy State              | W | 141-116      | 2/10/75   | at #5 Kentucky          | L | 76-119       |
| 2/14/70  | Alabama                 | W | 121-78       | 12/17/77  | at Iona College         | L | 82-105       |
| 11/27/87                                       | vs. South Alabama       | W | 120-67       | 1/9/78  | #1 Kentucky             | L | 77-101       |
| 3/3/75   | VCU                     | W | 117-72       | 2/6/78  | at #1 Kentucky          | L | 81-104       |
| 12/11/86                                       | Austin Peay             | W | 115-93       | 2/20/78   | LSU                     | L | 95-101 (ot)  |
| 12/18/82                                       | Florida International   | W | 115-77       | 2/4/81  | at #6 Kentucky          | L | 74-102       |
| 2/14/59  | LSU                     | W | 115-67       | 2/1/87  | #3 UNLV                 | L | 85-104       |
| 11/13/98                                       | Southeastern Louisiana  | W | 114-60       | 2/14/87   | at Tennessee            | L | 84-103       |
| 12/9/93  | Troy State              | W | 113-86       | 3/14/87   | vs. #3 Indiana          | L | 90-107       |
| 12/10/77                                       | vs. Oklahoma State      | W | 112-94       | 12/12/88  | at Illinois             | L | 103-107 (ot) |
| 2/12/94  | LSU                     | W | 111-83       | 3/19/88   | vs. #8 Oklahoma         | L | 87-107       |
| 12/2/58  | Jacksonville State      | W | 111-54       | 1/7/89  | at LSU                  | L | 77-104       |
| 2/29/92  | Ole Miss                | W | 110-84       | 2/8/89  | #19 LSU                 | L | 91-104       |
| 2/24/75  | LSU                     | W | 110-94       | 2/25/89   | at UAB                  | L | 76-105       |
| 12/20/99                                       | at Puerto Rico-Mayaguez | W | 109-52       | 11/26/89  | at Alaska-Anchorage     | L | 94-109       |
| 11/25/91                                       | SIU Edwardsville        | W | 109-86       | 3/2/91  | at #13 Kentucky         | L | 93-114       |
|  |                         |   |              | 12/11/91  | Troy State              | W | 141-116      |
|  |                         |   |              | 12/21/91  | vs. South Alabama       | L | 87-107       |
|  |                         |   |              | 1/4/92  | at #16 Arkansas         | L | 92-110       |
|  |                         |   |              | 12/28/93  | vs. #7 Michigan         | L | 81-102       |
|  |                         |   |              | 1/15/94   | #3 Arkansas             | L | 105-117      |
|  |                         |   |              | 2/21/98   | at Arkansas             | L | 83-107       |
|  |                         |   |              | 2/24/99   | at Arkansas             | L | 88-104       |
|  |                         |   |              | 1/25/00   | at #11 Tennessee        | L | 76-105       |
|  |                         |   |              | 3/2/04  | at #5 Mississippi State | L | 91-105       |
|  |                         |   |              | 2/15/06   | at #2 Tennessee         | L | 89-105       |
|  |                         |   |              | 12/20/10  | Sam Houston State       | L | 89-107       |
|  |                         |   |              | 11/15/13  | Northwestern State      | L | 92-111       |
|  |                         |   |              | <u>Opponent 100-point games by points allowed</u> |                         |   |              |
|  |                         |   |              | 2/10/75   | at #5 Kentucky          | L | 76-119       |
|  |                         |   |              | 1/15/94   | #3 Arkansas             | L | 105-117      |
|  |                         |   |              | 12/11/91  | Troy State              | W | 141-116      |
|  |                         |   |              | 1/29/66   | at #2 Kentucky          | L | 78-115       |
|  |                         |   |              | 3/2/91  | at #13 Kentucky         | L | 93-114       |
|  |                         |   |              | 2/15/71   | at LSU                  | L | 94-114       |
|  |                         |   |              | 2/1/71  | at #11 Kentucky         | L | 76-114       |
|  |                         |   |              | 11/15/13  | Northwestern State      | L | 92-111       |
|  |                         |   |              | 1/4/92  | at #16 Arkansas         | L | 92-110       |
|  |                         |   |              | 11/26/89  | at Alaska-Anchorage     | L | 94-109       |
|  |                         |   |              | 2/27/54   | vs. #2 Kentucky         | L | 79-109       |
|  |                         |   |              | 12/12/70  | at Ole Miss             | L | 96-108       |
|  |                         |   |              | 12/20/10  | Sam Houston State       | L | 89-107       |
|  |                         |   |              | 2/21/98   | at Arkansas             | L | 83-107       |
|  |                         |   |              | 12/21/91  | vs. South Alabama       | L | 87-107       |
|  |                         |   |              | 3/19/88   | vs. #8 Oklahoma         | L | 87-107       |
|  |                         |   |              | 12/12/88  | at Illinois             | L | 103-107 (ot) |
|  |                         |   |              | 3/14/87   | vs. #3 Indiana          | L | 90-107       |
|  |                         |   |              | 12/16/71  | at Louisiana Tech       | L | 82-107       |
|  |                         |   |              | 1/23/71   | at Vanderbilt           | L | 86-107       |
|  |                         |   |              | 12/18/72  | at Dayton               | L | 63-106       |
|  |                         |   |              | 1/9/71  | LSU                     | L | 92-106       |
|  |                         |   |              | 2/15/06   | at #8 Tennessee         | L | 89-105       |
|  |                         |   |              | 3/2/04  | at #5 Mississippi State | L | 91-105       |
|  |                         |   |              | 1/25/00   | at #11 Tennessee        | L | 76-105       |
|  |                         |   |              | 2/25/89   | at UAB                  | L | 76-105       |
|  |                         |   |              | 12/17/77  | at Iona College         | L | 82-105       |
|  |                         |   |              | 2/3/69  | at #5 Kentucky          | L | 93-105       |
|  |                         |   |              | 1/30/65   | at Vanderbilt           | L | 77-105       |
|  |                         |   |              | 2/24/99   | at Arkansas             | L | 88-104       |
|  |                         |   |              | 2/8/89  | #19 LSU                 | L | 91-104       |
|  |                         |   |              | 1/7/89  | at LSU                  | L | 77-104       |
|  |                         |   |              | 2/1/87  | #3 UNLV                 | L | 85-104       |
|  |                         |   |              | 2/6/78  | at #1 Kentucky          | L | 81-104       |
|  |                         |   |              | 2/14/87   | at Tennessee            | L | 84-103       |
|  |                         |   |              | 2/25/57   | at #3 Kentucky          | L | 85-103       |
|  |                         |   |              | 12/28/93  | vs. #7 Michigan         | L | 81-102       |
|  |                         |   |              | 2/4/81  | at #6 Kentucky          | L | 74-102       |
|  |                         |   |              | 3/6/72  | at Kentucky             | L | 67-102       |
|  |                         |   |              | 3/1/71  | #10 Kentucky            | L | 83-102       |
|  |                         |   |              | 3/2/70  | at #1 Kentucky          | L | 81-102       |
|  |                         |   |              | 2/20/78   | LSU                     | L | 95-101 (ot)  |
|  |                         |   |              | 1/9/78  | #1 Kentucky             | L | 77-101       |
|  |                         |   |              | 2/12/72   | at Florida              | W | 103-100      |



## Overtime Records (1906-2013)

| Season    | Opponent               | AU-Opp      | Site | Season  | Opponent                    | AU-Opp      | Site |
|-----------|------------------------|-------------|------|---|-----------------------------|-------------|------|
| 1906-07   | Columbus YMCA          | 29-27       |      | 2000-01   | Toledo                      | 90-95 (2ot) | N    |
| 1920-21   | Mercer                 | 36-31       | H    |   | Oregon                      | 101-97      | N    |
| 1923-24   | Birmingham Ath. Club   | 32-36       |      |   | Tennessee                   | 88-96 (2ot) | H    |
| 1926-27   | Georgia Tech           | 20-22       | A    |   | Georgia                     | 80-85       | A    |
| 1930-31   | North Carolina State   | 30-28       |      |   | Alabama                     | 72-69       | H    |
| 1939-40   | Georgia Tech           | 39-38       | H    | 2002-03   | Saint Joseph's (NCAA Tour.) | 65-63       | N    |
| 1950-51   | Georgia                | 69-68       | H    | 2003-04   | South Carolina              | 51-53       | H    |
|           | Florida                | 83-77       | H    | 2004-05   | Colorado State              | 79-76       | H    |
| 1953-54   | Howard                 | 70-63       | A    |   | UNLV                        | 87-91       | H    |
| 1955-56   | Rice                   | 80-82 (2ot) | A    |   | Florida                     | 78-84       | H    |
|           | Georgia Tech           | 77-74       | H    | 2006-07   | Nicholls State              | 92-87       | H    |
| 1956-57   | Alabama                | 92-88       | N    | 2008-09   | Dayton                      | 59-60       | N    |
|           | Georgia Tech           | 67-76       | A    | 2009-10   | Arkansas                    | 79-82       | A    |
|           | Alabama                | 79-81 (2ot) | N    |   | Mississippi State           | 75-85       | A    |
| 1959-60   | Tulane                 | 53-51       | A    | 2010-11   | UNC Asheville               | 69-70       | H    |
|           | Alabama                | 63-61       | A    |   | Georgia Southern            | 88-84       | H    |
| 1960-61   | Georgia Tech           | 43-48       | H    |   | Georgia                     | 72-81       | A    |
|           | Alabama                | 66-71       | A    | 2011-12   | Ole Miss                    | 69-68 (2ot) | H    |
| 1962-63   | Florida State          | 77-70 (2ot) | A    |   | LSU                         | 58-65       | A    |
|           | Houston                | 71-69       | A    | 2012-13   | Rhode Island                | 72-78 (2ot) | H    |
|           | Alabama                | 81-78       | N    |   | Arkansas                    | 80-88 (2ot) | A    |
|           | Georgia                | 70-67       | H    |   | Mississippi State           | 71-74       | A    |
|           | Alabama                | 74-67       | N    | Won 47, Lost 50 (.485) (Bold - Games won by Auburn) |                             |             |      |
| 1963-64   | Miss. State            | 64-63       | A    |   |                             |             |      |
|           | Ole Miss               | 58-59       | A    |   |                             |             |      |
| 1965-66   | Columbia               | 76-75       | A    |   |                             |             |      |
| 1966-67   | Georgia Tech           | 76-78       | A    |   |                             |             |      |
|           | Mississippi State      | 55-59       | A    |   |                             |             |      |
|           | Alabama                | 99-96       | A    |   |                             |             |      |
| 1967-68   | Tennessee              | 54-63       | H    |   |                             |             |      |
| 1968-69   | Florida                | 81-80       | H    |   |                             |             |      |
| 1969-70   | Mississippi State      | 71-69       | A    |   |                             |             |      |
| 1972-73   | Georgia                | 72-84       | A    |   |                             |             |      |
|           | Florida                | 74-76       | H    |   |                             |             |      |
| 1973-74   | Kentucky               | 99-97       | H    |   |                             |             |      |
| 1974-75   | Georgia                | 90-93       | A    |   |                             |             |      |
| 1975-76   | SMU                    | 85-87       | A    |   |                             |             |      |
|           | Kentucky               | 91-84       | H    |   |                             |             |      |
|           | Tennessee              | 73-72       | H    |   |                             |             |      |
| 1976-77   | Vanderbilt             | 76-71       | A    |   |                             |             |      |
| 1977-78   | LSU                    | 95-101      | H    |   |                             |             |      |
|           | Mississippi State      | 82-83       | A    |   |                             |             |      |
| 1978-79   | Kentucky               | 83-86       | H    |   |                             |             |      |
|           | Florida                | 93-92       | A    |   |                             |             |      |
|           | Ole Miss               | 56-54 (2ot) | H    |   |                             |             |      |
|           | Georgia                | 95-91 (4ot) | N    |   |                             |             |      |
| 1979-80   | Arkansas State         | 62-69       | N    |   |                             |             |      |
|           | Alabama                | 46-50       | H    |   |                             |             |      |
|           | Georgia                | 69-65       | A    |   |                             |             |      |
| 1980-81   | Air Force              | 46-48       | N    |   |                             |             |      |
|           | Florida                | 48-50       | N    |   |                             |             |      |
| 1981-82   | Kentucky               | 83-81       | H    |   |                             |             |      |
|           | Mississippi State      | 38-36       | N    |   |                             |             |      |
| 1983-84   | UAB                    | 62-69       | A    |   |                             |             |      |
| 1984-85   | Kentucky               | 47-49       | H    |   |                             |             |      |
|           | Florida                | 81-78       | A    |   |                             |             |      |
|           | Alabama                | 72-74 (2ot) | A    |   |                             |             |      |
|           | Alabama                | 53-49       | N    |   |                             |             |      |
| 1985-86   | Southwestern Louisiana | 64-66       | A    |   |                             |             |      |
|           | Georgia                | 87-86       | A    |   |                             |             |      |
| 1986-87   | Georgia                | 62-58       | H    |   |                             |             |      |
| 1987-88   | Illinois               | 103-107     | A    |   |                             |             |      |
| 1990-91   | Georgia                | 59-58 (2ot) | A    |   |                             |             |      |
|           | Florida                | 84-87       | H    |   |                             |             |      |
| 1993-94   | Georgia                | 80-83       | H    |   |                             |             |      |
|           | Mississippi State      | 86-91       | H    |   |                             |             |      |
|           | Ole Miss               | 85-88 (2ot) | A    |   |                             |             |      |
| 1995-96   | Mississippi State      | 75-78       | H    |   |                             |             |      |
|           | Tulane (NIT)           | 73-87       | H    |   |                             |             |      |
| 1996-97   | Colorado               | 72-78       | N    |   |                             |             |      |
|           | Hawaii-Hilo            | 98-92       | A    |   |                             |             |      |
| 1997-98   | Mississippi State      | 68-66       | H    |   |                             |             |      |
|           | Marquette (NIT)        | 60-75       | A    |   |                             |             |      |
| 1999-2000 | Ole Miss               | 77-79       | A    |   |                             |             |      |
|           | South Carolina         | 77-72       | N    |   |                             |             |      |



## Ranked Auburn v. Opponents by Auburn Ranking (Overall: 97-38)

**No. 1 Auburn v. Opponents (Overall: 0-0)****No. 2 Auburn v. Opponents (Overall: 1-4)**

|          |                           |   |        |
|----------|---------------------------|---|--------|
| 2/21/59  | #2 Auburn at #3 Kentucky  | L | 56-75  |
| 2/23/59  | Tennessee at #2 Auburn    | L | 55-56  |
| 2/24/99  | #2 Auburn at Arkansas     | L | 84-104 |
| 2/27/99  | #2 Auburn at Miss. St.    | W | 76-73  |
| 11/27/99 | #2 Auburn vs. #7 Stanford | L | 58-67  |

**No. 3 Auburn v. Opponents (Overall: 5-0)**

|          |                          |   |        |
|----------|--------------------------|---|--------|
| 2/9/99   | Ole Miss at #3 Auburn    | W | 95-66  |
| 2/13/99  | Alabama at #3 Auburn     | W | 102-61 |
| 2/17/99  | Vanderbilt at #3 Auburn  | W | 81-63  |
| 11/19/99 | UAB at #3 Auburn         | W | 65-59  |
| 11/21/99 | Arkansas-PB at #3 Auburn | W | 100-44 |

**No. 4 Auburn v. Opponents (Overall: 15-3)**

|          |                              |   |            |
|----------|------------------------------|---|------------|
| 1/31/59  | #4 Auburn at Vanderbilt      | W | 64-61      |
| 2/3/59   | #4 Auburn at Georgia Tech    | W | 51-40      |
| 2/7/59   | Georgia at #4 Auburn         | W | 95-69      |
| 2/9/59   | Florida at #4 Auburn         | W | 93-71      |
| 2/14/59  | LSU at #4 Auburn             | W | 115-67     |
| 2/16/59  | Tulane at #4 Auburn          | W | 79-56      |
| 3/5/99   | #4 Auburn vs. Alabama        | W | 93-61      |
| 3/6/99   | #4 Auburn vs. #14 Kentucky   | L | 57-69      |
| 3/11/99  | #4 Auburn vs. Winthrop       | W | 80-41      |
| 3/13/99  | #4 Auburn vs. Oklahoma St.   | W | 81-74      |
| 3/18/99  | #4 Auburn vs. Ohio State     | L | 64-72      |
| 12/30/99 | Southern Miss at #4 Auburn   | W | 56-50      |
| 1/2/00   | Stony Brook at #4 Auburn     | W | 100-45     |
| 1/8/00   | Georgia at #4 Auburn         | W | 67-52      |
| 1/11/00  | #20 Kentucky at #4 Auburn    | W | 66-63      |
| 1/16/00  | #4 Auburn at Mississippi St. | W | 51-45      |
| 1/19/00  | South Carolina at #4 Auburn  | W | 65-61      |
| 1/22/00  | #4 Auburn at Ole Miss        | L | 77-79 (ot) |

**No. 5 Auburn v. Opponents (Overall: 6-2)**

|          |                            |   |       |
|----------|----------------------------|---|-------|
| 1/17/59  | #5 Auburn vs. Alabama      | W | 57-55 |
| 1/21/59  | Georgia Tech at #5 Auburn  | W | 66-55 |
| 1/24/59  | #5 Auburn at Georgia       | W | 81-61 |
| 12/28/86 | #5 Auburn vs. Iowa State   | W | 89-87 |
| 12/29/86 | #5 Auburn vs. UTEP         | L | 82-87 |
| 1/3/87   | #11 Kentucky at #5 Auburn  | L | 60-63 |
| 12/1/99  | Belmont at #5 Auburn       | W | 65-56 |
| 12/5/99  | Florida State at #5 Auburn | W | 55-54 |

**No. 6 Auburn v. Opponents (Overall: 11-1)**

|          |                                    |   |        |
|----------|------------------------------------|---|--------|
| 1/10/59  | #6 Auburn at Florida               | W | 63-54  |
| 2/28/59  | #6 Auburn vs. Alabama              | W | 69-50  |
| 12/18/86 | Augusta Col. at #6 Auburn          | W | 89-66  |
| 1/20/99  | #6 Auburn at #7 Kentucky           | L | 62-72  |
| 1/23/99  | #6 Auburn at Alabama               | W | 73-58  |
| 2/3/99   | #6 Auburn at South Carolina        | W | 76-48  |
| 2/6/99   | LSU at #6 Auburn                   | W | 80-54  |
| 12/13/99 | Coppin St. at #6 Auburn            | W | 63-35  |
| 12/16/99 | #6 Auburn vs. Bradley              | W | 78-64  |
| 12/20/99 | #6 Auburn vs. Puerto Rico-Mayaguez | W | 109-52 |
| 12/21/99 | #6 Auburn vs. Virginia Tech        | W | 73-63  |
| 12/22/99 | #6 Auburn vs. Pepperdine           | W | 87-67  |

**No. 7 Auburn v. Opponents (Overall: 6-1)**

|          |                               |   |        |
|----------|-------------------------------|---|--------|
| 12/11/86 | Austin Peay at #7 Auburn      | W | 115-93 |
| 12/13/86 | SW Louisiana at #7 Auburn     | W | 107-91 |
| 12/15/86 | #7 Auburn at Eastern Kentucky | W | 97-82  |
| 12/27/99 | Mississippi St. at #7 Auburn  | W | 64-54  |
| 1/30/99  | #7 Auburn at Georgia          | W | 85-74  |
| 1/25/00  | #7 Auburn at #11 Tennessee    | L | 76-105 |
| 1/29/00  | Mississippi St. at #7 Auburn  | W | 73-57  |

**No. 8 Auburn v. Opponents (Overall: 5-3)**

|          |                            |   |        |
|----------|----------------------------|---|--------|
| 12/27/58 | Florence St. at #8 Auburn  | W | 104-78 |
| 12/29/58 | #8 Auburn at Florida State | W | 69-62  |
| 1/13/99  | #8 Auburn at Ole Miss      | W | 74-59  |
| 1/16/99  | Florida at #8 Auburn       | W | 88-69  |
| 12/11/99 | #8 Auburn vs. Pennsylvania | W | 77-70  |
| 2/9/00   | #8 Auburn at #25 LSU       | L | 68-83  |
| 2/22/00  | #8 Auburn at Alabama       | L | 64-68  |
| 2/27/00  | #8 Auburn at #9 Florida    | L | 59-88  |

**No. 9 Auburn v. Opponents (Overall: 3-0)**

|        |                                 |   |       |
|--------|---------------------------------|---|-------|
| 1/3/59 | #8 Mississippi St. at #9 Auburn | W | 97-66 |
| 1/5/59 | Ole Miss at #9 Auburn           | W | 60-47 |
| 1/2/61 | Florence State at #9 Auburn     | W | 76-50 |

**No. 10 Auburn v. Opponents (Overall: 3-3)**

|          |                               |   |       |
|----------|-------------------------------|---|-------|
| 1/7/61   | Mississippi St. at #10 Auburn | L | 48-56 |
| 11/22/85 | #10 Auburn vs. West Virginia  | L | 58-75 |
| 1/14/87  | Tennessee at #10 Auburn       | W | 66-56 |
| 1/17/87  | #10 Auburn at Vanderbilt      | L | 75-91 |
| 2/2/00   | Alabama at #10 Auburn         | W | 77-63 |
| 2/5/00   | Arkansas at #10 Auburn        | W | 73-55 |

**No. 11 Auburn v. Opponents (Overall: 4-0)**

|          |                              |   |       |
|----------|------------------------------|---|-------|
| 12/16/60 | #11 Auburn vs. Virginia Tech | W | 76-73 |
| 12/17/60 | #11 Auburn vs. Alabama       | W | 74-62 |
| 2/16/00  | #11 Auburn at #24 Vanderbilt | W | 86-80 |
| 2/19/00  | Ole Miss at #11 Auburn       | W | 75-72 |

**No. 12 Auburn v. Opponents (Overall: 2-0)**

|          |                             |   |       |
|----------|-----------------------------|---|-------|
| 11/28/86 | #12 Auburn at UAB           | W | 68-58 |
| 12/1/86  | Armstrong St. at #12 Auburn | W | 94-54 |

**No. 13 Auburn v. Opponents (Overall: 6-2)**

|          |                               |   |            |
|----------|-------------------------------|---|------------|
| 12/17/58 | Florida State at #13 Auburn   | W | 95-74      |
| 12/19/58 | #13 Auburn vs. Wyoming        | W | 70-47      |
| 12/20/58 | #13 Auburn vs. Alabama        | W | 79-60      |
| 2/27/60  | #13 Auburn vs. Alabama        | W | 63-61 (ot) |
| 1/7/87   | Georgia at #13 Auburn         | W | 62-58 (ot) |
| 1/10/87  | #13 Auburn at Mississippi St. | W | 66-52      |
| 3/1/00   | #12 LSU at #13 Auburn         | L | 53-55      |
| 3/5/00   | #13 Auburn at Arkansas        | L | 55-64      |

**No. 14 Auburn v. Opponents (Overall: 3-1)**

|         |                            |   |       |
|---------|----------------------------|---|-------|
| 1/27/75 | Georgia at #14 Auburn      | W | 65-64 |
| 2/1/75  | #14 Auburn at #9 Alabama   | L | 53-77 |
| 1/6/99  | #18 Arkansas at #14 Auburn | W | 83-66 |
| 1/9/99  | #14 Auburn at LSU          | W | 73-70 |

**No. 15 Auburn v. Opponents (Overall: 2-0)**

|          |                               |   |       |
|----------|-------------------------------|---|-------|
| 12/29/98 | Bethune-Cookman at #15 Auburn | W | 99-46 |
| 1/2/99   | Tennessee at #15 Auburn       | W | 90-62 |

**No. 16 Auburn v. Opponents (Overall: 1-1)**

|          |                           |   |       |
|----------|---------------------------|---|-------|
| 3/1/1958 | #16 Auburn vs. Alabama    | W | 67-65 |
| 2/11/84  | #16 Auburn at #6 Kentucky | L | 64-84 |

**No. 17 Auburn v. Opponents (Overall: 8-2)**

|          |                                |   |            |
|----------|--------------------------------|---|------------|
| 2/13/60  | #17 Auburn at LSU              | W | 63-61      |
| 2/15/60  | #17 Auburn at Tulane           | W | 53-51 (ot) |
| 2/20/60  | Kentucky at #17 Auburn         | W | 61-60      |
| 2/22/60  | Tennessee at #17 Auburn        | W | 72-63      |
| 12/3/75  | #17 Auburn at Western Carolina | W | 88-76      |
| 12/13/75 | #17 Auburn at South Florida    | W | 79-78      |
| 12/19/75 | #17 Auburn vs. SMU             | L | 85-87 (ot) |
| 12/20/75 | #17 Auburn vs. Tulsa           | W | 92-74      |
| 1/22/87  | #17 Auburn at #13 Alabama      | L | 82-88      |
| 1/24/87  | Ole Miss at #17 Auburn         | W | 85-61      |

**No. 18 Auburn v. Opponents (Overall: 3-2)**

|          |                           |   |        |
|----------|---------------------------|---|--------|
| 1/28/87  | #18 Auburn at LSU         | L | 73-75  |
| 1/31/87  | #19 Florida at #18 Auburn | W | 81-68  |
| 2/1/87   | #3 UNLV at #18 Auburn     | L | 85-104 |
| 12/15/98 | Wofford at #18 Auburn     | W | 79-51  |
| 12/19/98 | #18 Auburn at Navy        | W | 88-70  |

**No. 19 Auburn v. Opponents (Overall: 3-1)**

|         |                               |   |       |
|---------|-------------------------------|---|-------|
| 1/31/84 | Ole Miss at #19 Auburn        | W | 60-50 |
| 2/5/84  | #19 Auburn at Florida         | W | 67-65 |
| 1/13/88 | #19 Auburn at Georgia         | L | 68-87 |
| 1/16/88 | Mississippi St. at #19 Auburn | W | 65-57 |

**No. 20 Auburn v. Opponents (Overall: 3-5)**

|          |                            |   |       |
|----------|----------------------------|---|-------|
| 1/15/55  | #20 Auburn vs. #14 Alabama | L | 78-99 |
| 1/25/75  | #20 Auburn at LSU          | W | 87-78 |
| 12/28/76 | #20 Auburn vs. Creighton   | L | 76-81 |
| 12/29/76 | #20 Auburn vs. Rutgers     | W | 78-75 |
| 1/3/77   | #4 Alabama at #20 Auburn   | L | 71-74 |
| 1/22/83  | Georgia at #20 Auburn      | W | 66-64 |
| 2/4/87   | #20 Auburn at Kentucky     | L | 71-75 |
| 2/7/87   | #20 Auburn at Georgia      | L | 71-75 |

**No. 21 Auburn v. Opponents (Overall: 0-1)**

|         |                        |   |       |
|---------|------------------------|---|-------|
| 1/24/96 | #21 Auburn at Ole Miss | L | 69-82 |
|---------|------------------------|---|-------|

**No. 22 Auburn v. Opponents (Overall: 3-3)**

|         |                               |   |            |
|---------|-------------------------------|---|------------|
| 1/31/96 | #22 Auburn at Vanderbilt      | L | 62-76      |
| 2/4/96  | Mississippi St. at #22 Auburn | L | 75-78 (ot) |
| 2/7/96  | South Carolina at #22 Auburn  | W | 84-73      |
| 2/10/96 | #22 Auburn at Florida         | W | 73-70      |
| 3/16/00 | #22 Auburn vs. Creighton      | W | 72-69      |
| 3/18/00 | #22 Auburn vs. #6 Iowa St.    | L | 60-79      |

**No. 23 Auburn v. Opponents (Overall: 3-1)**

|         |                                 |            |       |
|---------|---------------------------------|------------|-------|
| 1/21/96 | LSU at #23 Auburn               | W          | 95-87 |
| 3/10/00 | #23 Auburn vs. #10 Florida      | W          | 78-70 |
| 3/11/00 | #23 Auburn vs. South Carolina W | 77-72 (ot) |       |
| 3/12/00 | #23 Auburn vs. Arkansas         | L          | 67-75 |

**No. 24 Auburn v. Opponents (Overall: 1-2)**

|          |                           |   |       |
|----------|---------------------------|---|-------|
| 12/12/98 | #24 Auburn at UAB         | W | 77-64 |
| 1/22/03  | #24 Auburn at #8 Kentucky | L | 51-67 |
| 1/25/03  | #24 Auburn at #19 Georgia | L | 79-85 |

**No. 25 Auburn v. Opponents (Overall: 0-0)**



## Ranked Auburn v. Opponents by Date (Overall: 97-38)

|  |   |            |  |   |            |                                       |   |            |
|--|---|------------|--|---|------------|---------------------------------------|---|------------|
| 1/15/55 #20 Auburn vs. #14 Alabama     | L | 78-99      | 1/22/87 #17 Auburn at #13 Alabama          | L | 82-88      | 2/27/00 #8 Auburn at #9 Florida       | L | 59-88      |
| 3/1/58 #16 Auburn vs. Alabama          | W | 67-65      | 1/24/87 Ole Miss at #17 Auburn             | W | 85-61      | 3/1/00 #12 LSU at #13 Auburn          | L | 53-55      |
| 12/17/58 Florida State at #13 Auburn   | W | 95-74      | 1/28/87 #18 Auburn at LSU                  | L | 73-75      | 3/5/00 #13 Auburn at Arkansas         | L | 55-64      |
| 12/19/58 #13 Auburn vs. Wyoming        | W | 70-47      | 1/31/87 #19 Florida at #18 Auburn          | W | 81-68      | 3/10/00 #23 Auburn vs. #10 Florida    | W | 78-70      |
| 12/20/58 #13 Auburn vs. Alabama        | W | 79-60      | 1/1/87 #3 UNLV at #18 Auburn               | L | 85-104     | 3/11/00 #23 Auburn vs. South Carolina | W | 77-72 (ot) |
| 12/27/58 Florence State at #8 Auburn   | W | 104-78     | 2/4/87 #20 Auburn at Kentucky              | L | 71-75      | 3/12/00 #23 Auburn vs. Arkansas       | L | 67-75      |
| 12/29/58 #8 Auburn at Florida State    | W | 69-62      | 2/7/87 #20 Auburn at Georgia               | L | 71-75      | 3/16/00 #22 Auburn vs. Creighton      | W | 72-69      |
| 1/3/59 Mississippi St. at #9 Auburn    | W | 97-66      | 1/13/88 #19 Auburn at Georgia              | L | 68-87      | 3/18/00 #22 Auburn vs. #6 Iowa St.    | L | 60-79      |
| 1/5/59 Ole Miss at #9 Auburn           | W | 60-47      | 1/16/88 Mississippi St. at #19 Auburn      | W | 65-57      | 1/22/03 #24 Auburn at #8 Kentucky     | L | 51-67      |
| 1/10/59 #6 Auburn at Florida           | W | 63-54      | 1/21/96 LSU at #23 Auburn                  | W | 95-87      | 1/25/03 #24 Auburn at #19 Georgia     | L | 79-85      |
| 1/17/59 #5 Auburn vs. Alabama          | W | 57-55      | 1/24/96 #21 Auburn at Ole Miss             | L | 69-82      |                                       |   |            |
| 1/21/59 Georgia Tech at #5 Auburn      | W | 66-55      | 1/31/96 #22 Auburn at Vanderbilt           | L | 62-76      |                                       |   |            |
| 1/24/59 #5 Auburn at Georgia           | W | 81-61      | 2/4/96 Mississippi St. at #22 Auburn       | L | 75-78 (ot) |                                       |   |            |
| 1/31/59 #4 Auburn at Vanderbilt        | W | 64-61      | 2/7/96 South Carolina at #22 Auburn        | W | 84-73      |                                       |   |            |
| 2/3/59 #4 Auburn at Georgia Tech       | W | 51-40      | 2/10/96 #22 Auburn at Florida              | W | 73-70      |                                       |   |            |
| 2/7/59 Georgia at #4 Auburn            | W | 95-69      |  |   |            |                                       |   |            |
| 2/9/59 Florida at #4 Auburn            | W | 93-71      | 12/12/98 #24 Auburn at UAB                 | W | 77-64      |                                       |   |            |
| 2/14/59 LSU at #4 Auburn               | W | 115-67     | 12/15/98 Wofford at #18 Auburn             | W | 79-51      |                                       |   |            |
| 2/16/59 Tulane at #4 Auburn            | W | 79-56      | 12/19/98 #18 Auburn at Navy                | W | 88-70      |                                       |   |            |
| 2/21/59 #2 Auburn at #3 Kentucky       | L | 56-75      | 12/29/98 Bethune Cookman at #15 Auburn     | W | 99-46      |                                       |   |            |
| 2/23/59 #2 Auburn at Tennessee         | L | 55-56      | 1/2/99 Tennessee at #15 Auburn             | W | 90-62      |                                       |   |            |
| 2/28/59 #6 Auburn vs. Alabama          | W | 69-50      | 1/6/99 #18 Arkansas at #14 Auburn          | W | 83-66      |                                       |   |            |
| 2/13/60 #17 Auburn at LSU              | W | 63-61      | 1/9/99 #14 Auburn at LSU                   | W | 73-70      |                                       |   |            |
| 2/15/60 #17 Auburn at Tulane           | W | 53-51 (ot) | 1/13/99 #8 Auburn at Ole Miss              | W | 74-59      |                                       |   |            |
| 2/20/60 Kentucky at #17 Auburn         | W | 61-60      | 1/16/99 Florida at #8 Auburn               | W | 88-69      |                                       |   |            |
| 2/22/60 Tennessee at #17 Auburn        | W | 72-63      | 1/20/99 #6 Auburn at #7 Kentucky           | L | 62-72      |                                       |   |            |
| 2/27/60 #13 Auburn vs. Alabama         | W | 63-61 (ot) | 1/23/99 #6 Auburn at Alabama               | W | 73-58      |                                       |   |            |
| 12/16/60 #11 Auburn vs. Virginia Tech  | W | 76-73      | 1/27/99 Mississippi St. at #7 Auburn       | W | 64-54      |                                       |   |            |
| 12/17/60 #11 Auburn vs. Alabama        | W | 74-62      | 1/30/99 #7 Auburn at Georgia               | W | 85-74      |                                       |   |            |
| 1/2/61 Florence State at #9 Auburn     | W | 76-50      | 2/3/99 #6 Auburn at South Carolina         | W | 76-48      |                                       |   |            |
| 1/7/61 Mississippi St. at #10 Auburn   | L | 48-56      | 2/6/99 LSU at #6 Auburn                    | W | 80-54      |                                       |   |            |
| 1/25/75 #20 Auburn at LSU              | W | 87-78      | 2/9/99 Ole Miss at #3 Auburn               | W | 95-66      |                                       |   |            |
| 1/27/75 Georgia at #14 Auburn          | W | 65-64      | 2/13/99 Alabama at #3 Auburn               | W | 102-61     |                                       |   |            |
| 2/1/75 #14 Auburn at #9 Alabama        | L | 53-77      | 2/17/99 Vanderbilt at #3 Auburn            | W | 81-63      |                                       |   |            |
| 12/3/75 #17 Auburn at Western Carolina | W | 88-76      | 2/24/99 #2 Auburn at Arkansas              | L | 84-104     |                                       |   |            |
| 12/13/75 #17 Auburn at South Florida   | W | 79-78      | 2/27/99 #2 Auburn at Mississippi St.       | W | 76-73      |                                       |   |            |
| 12/19/75 #17 Auburn vs. SMU            | L | 85-87 (ot) | 3/5/99 #4 Auburn vs. Alabama               | W | 93-61      |                                       |   |            |
| 12/20/75 #17 Auburn vs. Tulsa          | W | 92-74      | 3/6/99 #4 Auburn vs. #14 Kentucky          | L | 57-69      |                                       |   |            |
| 12/28/76 #20 Auburn vs. Creighton      | L | 76-81      | 3/11/99 #4 Auburn vs. Winthrop             | W | 80-41      |                                       |   |            |
| 12/29/76 #20 Auburn vs. Rutgers        | W | 78-75      | 3/13/99 #4 Auburn vs. Oklahoma St.         | W | 81-74      |                                       |   |            |
| 1/3/77 #4 Alabama at #20 Auburn        | L | 71-74      | 3/18/99 #4 Auburn vs. Ohio State           | L | 64-72      |                                       |   |            |
| 1/22/83 Georgia at #20 Auburn          | W | 66-64      | 11/19/99 UAB at #3 Auburn                  | W | 65-59      |                                       |   |            |
| 1/31/84 Ole Miss at #19 Auburn         | W | 60-50      | 11/21/99 Arkansas-PB at #3 Auburn          | W | 100-44     |                                       |   |            |
| 2/5/84 #19 Auburn at Florida           | W | 67-65      | 11/27/99 #2 Auburn vs. #7 Stanford         | L | 58-67      |                                       |   |            |
| 2/11/84 #16 Auburn at #6 Kentucky      | L | 64-84      | 12/1/99 Belmont at #5 Auburn               | W | 65-56      |                                       |   |            |
| 11/22/85 #10 Auburn vs. West Virginia  | L | 58-75      | 12/5/99 Florida State at #5 Auburn         | W | 55-54      |                                       |   |            |
| 11/28/86 #12 Auburn at UAB             | W | 68-58      | 12/11/99 #8 Auburn vs. Pennsylvania        | W | 77-70      |                                       |   |            |
| 12/1/86 Armstrong St. at #12 Auburn    | W | 94-54      | 12/13/99 Coppin St. at #6 Auburn           | W | 63-35      |                                       |   |            |
| 12/11/86 Austin Peay at #7 Auburn      | W | 115-93     | 12/16/99 #6 Auburn vs. Bradley             | W | 78-64      |                                       |   |            |
| 12/13/86 SW Louisiana at #7 Auburn     | W | 107-91     | 12/20/99 #6 Auburn v. Puerto Rico-Mayaguez | W | 109-52     |                                       |   |            |
| 12/15/86 #7 Auburn at Eastern Kentucky | W | 97-82      | 12/21/99 #6 Auburn vs. Virginia Tech       | W | 73-63      |                                       |   |            |
| 12/18/86 Augusta College at #6 Auburn  | W | 89-66      | 12/22/99 #6 Auburn vs. Pepperdine          | W | 87-67      |                                       |   |            |
| 12/28/86 #5 Auburn vs. Iowa State      | W | 89-87      | 12/30/99 Southern Miss at #4 Auburn        | W | 56-50      |                                       |   |            |
| 12/29/86 #5 Auburn vs. UTEP            | L | 82-87      | 1/2/00 Stony Brook at #4 Auburn            | W | 100-45     |                                       |   |            |
| 1/3/87 #11 Kentucky at #5 Auburn       | L | 60-63      | 1/8/00 Georgia at #4 Auburn                | W | 67-52      |                                       |   |            |
| 1/7/87 Georgia at #13 Auburn           | W | 62-58 (ot) | 1/11/00 #20 Kentucky at #4 Auburn          | W | 66-63      |                                       |   |            |
| 1/10/87 #13 Auburn at Mississippi St.  | W | 66-52      | 1/16/00 #4 Auburn at Mississippi St.       | W | 51-45      |                                       |   |            |
| 1/14/87 Tennessee at #10 Auburn        | W | 66-56      | 1/19/00 South Carolina at #4 Auburn        | W | 65-61      |                                       |   |            |
| 1/17/87 #10 Auburn at Vanderbilt       | L | 75-91      | 1/22/00 #4 Auburn at Ole Miss              | L | 77-79 (ot) |                                       |   |            |
|  |   |            | 1/25/00 #7 Auburn at #11 Tennessee         | L | 76-105     |                                       |   |            |
|  |   |            | 1/29/00 Mississippi St. at #7 Auburn       | W | 73-57      |                                       |   |            |
|  |   |            | 2/2/00 Alabama at #10 Auburn               | W | 77-63      |                                       |   |            |
|  |   |            | 2/5/00 Arkansas at #10 Auburn              | W | 73-55      |                                       |   |            |
|  |   |            | 2/9/00 #8 Auburn at #25 LSU                | L | 68-83      |                                       |   |            |
|  |   |            | 2/16/00 #11 Auburn at #24 Vanderbilt       | W | 86-80      |                                       |   |            |
|  |   |            | 2/19/00 Ole Miss at #11 Auburn             | W | 75-72      |                                       |   |            |
|  |   |            | 2/22/00 #8 Auburn at Alabama               | L | 64-68      |                                       |   |            |





## Auburn v. Ranked Opponents by Opponent Ranking (Overall: 59-196)

**Auburn v. #1 Teams (Overall: 1-9)**

|         |                             |   |        |
|---------|-----------------------------|---|--------|
| 3/2/51  | Auburn vs. #1 Kentucky      | L | 54-84  |
| 2/12/66 | #1 Kentucky at Auburn       | L | 64-77  |
| 12/1/69 | #1 South Carolina at Auburn | L | 64-86  |
| 3/2/70  | Auburn at #1 Kentucky       | L | 81-102 |
| 1/9/78  | #1 Kentucky at Auburn       | L | 77-101 |
| 2/6/78  | Auburn at #1 Kentucky       | L | 81-104 |
| 1/9/88  | Auburn at #1 Kentucky       | W | 53-52  |
| 2/26/94 | Auburn at #1 Arkansas       | L | 81-91  |
| 2/27/96 | #1 Kentucky at Auburn       | L | 73-88  |
| 1/27/07 | #1 Florida at Auburn        | L | 66-91  |

**Auburn v. #2 Teams (Overall: 1-14)**

|         |                         |   |        |
|---------|-------------------------|---|--------|
| 2/27/54 | Auburn vs. #2 Kentucky  | L | 79-109 |
| 2/26/55 | Auburn at #2 Kentucky   | L | 59-93  |
| 1/29/66 | Auburn at #2 Kentucky   | L | 78-115 |
| 2/2/70  | #2 Kentucky at Auburn   | L | 83-84  |
| 1/15/77 | #2 Kentucky at Auburn   | L | 68-75  |
| 1/2/80  | Auburn at #2 Kentucky   | L | 65-67  |
| 2/28/80 | Auburn vs. #2 Kentucky  | L | 61-69  |
| 1/13/84 | #2 Kentucky at Auburn   | W | 82-63  |
| 2/27/93 | Auburn at #2 Kentucky   | L | 78-80  |
| 3/15/03 | Auburn vs. #2 Kentucky  | L | 58-78  |
| 1/14/06 | Auburn at #2 Florida    | L | 57-69  |
| 12/3/06 | #2 Pittsburgh at Auburn | L | 66-74  |
| 2/20/08 | Auburn at #2 Tennessee  | L | 70-89  |
| 1/11/12 | #2 Kentucky at Auburn   | L | 53-68  |
| 2/19/14 | Auburn at 2 Florida     | L | 66-71  |

**Auburn v. #3 Teams (Overall: 0-15)**

|         |                             |   |         |
|---------|-----------------------------|---|---------|
| 1/5/51  | Auburn at #3 Kentucky       | L | 35-79   |
| 3/2/56  | Auburn vs. #3 Alabama       | L | 82-93   |
| 2/25/57 | Auburn at #3 Kentucky       | L | 85-103  |
| 2/21/59 | #2 Auburn at #3 Kentucky    | L | 56-75   |
| 2/26/62 | #3 Kentucky at Auburn       | L | 60-63   |
| 2/22/64 | Auburn vs. #3 Kentucky      | L | 79-99   |
| 12/3/70 | Auburn at #3 South Carolina | L | 69-86   |
| 2/12/77 | Auburn at #3 Kentucky       | L | 82-89   |
| 1/30/80 | #3 Kentucky at Auburn       | L | 62-64   |
| 1/6/82  | Auburn at #3 Kentucky       | L | 71-83   |
| 3/10/84 | Auburn vs. #3 Kentucky      | L | 49-51   |
| 2/1/87  | #3 UNLV at #18 Auburn       | L | 85-104  |
| 3/14/87 | Auburn vs. #3 Indiana       | L | 90-107  |
| 1/14/94 | #3 Arkansas at Auburn       | L | 105-117 |
| 3/10/95 | Auburn vs. #3 Kentucky      | L | 81-93   |

**Auburn v. #4 Teams (Overall: 3-5)**

|         |                          |   |        |
|---------|--------------------------|---|--------|
| 1/31/66 | Auburn at #4 Vanderbilt  | L | 63-68  |
| 1/3/77  | #4 Alabama at #20 Auburn | W | 74-71  |
| 1/7/81  | #4 Kentucky at Auburn    | L | 66-79  |
| 2/18/81 | Auburn at #4 LSU         | L | 47-58  |
| 3/16/86 | Auburn vs. 4 St. John's  | W | 81-65  |
| 1/14/95 | #4 Arkansas at Auburn    | W | 104-90 |
| 1/18/97 | Auburn at 4 Kentucky     | L | 53-77  |
| 3/1/03  | #4 Florida at Auburn     | L | 70-73  |

**Auburn v. #5 Teams (Overall: 2-9)**

|         |                              |   |        |
|---------|------------------------------|---|--------|
| 2/1/64  | #5 Vanderbilt at Auburn      | W | 81-63  |
| 2/14/66 | #5 Vanderbilt at Auburn      | L | 76-91  |
| 2/26/68 | Auburn at #5 Kentucky        | L | 57-89  |
| 2/3/69  | Auburn at #5 Kentucky        | L | 93-105 |
| 2/18/74 | #5 Vanderbilt at Auburn      | L | 79-89  |
| 2/13/80 | #5 LSU at Auburn             | L | 44-50  |
| 1/21/81 | #5 LSU at Auburn             | L | 64-74  |
| 1/5/83  | #5 Alabama at Auburn         | W | 91-80  |
| 1/6/01  | #5 Tennessee at Auburn       | L | 88-96  |
| 3/2/04  | Auburn at #5 Mississippi St. | L | 91-105 |
| 2/23/05 | Auburn at #5 Kentucky        | L | 73-81  |

**Auburn v. #6 Teams (Overall: 3-6)**

|         |                              |   |        |
|---------|------------------------------|---|--------|
| 1/19/60 | Auburn at #6 Georgia Tech    | W | 66-59  |
| 2/2/60  | #6 Georgia Tech at Auburn    | W | 48-45  |
| 2/4/81  | Auburn at #6 Kentucky        | L | 74-102 |
| 1/15/83 | Auburn at #6 Kentucky        | W | 75-67  |
| 2/11/84 | #16 Auburn at #6 Kentucky    | L | 64-84  |
| 1/4/95  | Auburn at #6 Kentucky        | L | 64-98  |
| 3/7/97  | Auburn vs. #6 Kentucky       | L | 50-92  |
| 3/18/00 | #22 Auburn vs. #6 Iowa State | L | 60-79  |
| 2/27/02 | Auburn at #6 Alabama         | L | 68-73  |

**Auburn v. #7 Teams (Overall: 3-13)**

|          |                              |   |        |
|----------|------------------------------|---|--------|
| 2/4/56   | Auburn vs. #7 Kentucky       | L | 81-82  |
| 2/27/56  | #7 Vanderbilt at Auburn      | W | 74-65  |
| 3/4/74   | Auburn at #7 Alabama         | L | 84-97  |
| 1/11/75  | #7 Kentucky at Auburn        | W | 90-85  |
| 3/8/75   | #7 Alabama at Auburn         | W | 76-70  |
| 3/22/85  | Auburn vs. #7 North Carolina | L | 56-62  |
| 12/28/93 | Auburn vs. #7 Michigan       | L | 81-102 |
| 1/30/94  | #7 Kentucky at Auburn        | L | 74-91  |
| 3/4/95   | Auburn at #7 Arkansas        | L | 66-68  |
| 2/25/98  | #7 Kentucky at Auburn        | L | 58-83  |
| 1/20/99  | #6 Auburn at #7 Kentucky     | L | 62-72  |
| 11/27/99 | #2 Auburn vs. #7 Stanford    | L | 58-67  |
| 12/8/01  | Auburn vs. #7 Virginia       | L | 72-77  |
| 11/25/06 | Auburn vs. #7 Wisconsin      | L | 63-77  |
| 2/16/13  | #7 Florida at Auburn         | L | 52-83  |
| 1/18/14  | #7 Florida at Auburn         | L | 61-68  |

**Auburn v. #8 Teams (Overall: 4-12)**

|         |                                 |   |            |
|---------|---------------------------------|---|------------|
| 2/14/53 | #8 LSU at Auburn                | L | 57-65      |
| 1/3/59  | #8 Mississippi St. at #9 Auburn | W | 97-66      |
| 2/22/65 | Auburn at #8 Tennessee          | L | 38-69      |
| 1/15/68 | #8 Vanderbilt at Auburn         | L | 65-74      |
| 1/30/71 | Auburn at #8 Tennessee          | L | 68-90      |
| 2/2/74  | #8 Alabama at Auburn            | L | 64-73      |
| 2/16/76 | #8 Tennessee at Auburn          | W | 73-72 (ot) |
| 2/12/79 | #8 LSU at Auburn                | L | 58-68      |
| 1/31/86 | Auburn at #8 Kentucky           | L | 71-81      |
| 3/19/88 | Auburn vs. #8 Oklahoma          | L | 87-107     |
| 1/23/93 | Auburn at #8 Arkansas           | W | 100-89     |
| 1/22/02 | #8 Kentucky at Auburn           | L | 62-69      |
| 2/20/02 | Auburn at #8 Florida            | L | 61-89      |
| 1/22/03 | #24 Auburn at #8 Kentucky       | L | 51-67      |
| 3/23/03 | Auburn vs. #8 Wake Forest       | W | 68-62      |
| 2/15/06 | Auburn at #8 Tennessee          | L | 89-105     |

**Auburn v. #9 Teams (Overall: 5-15)**

|          |                              |   |           |
|----------|------------------------------|---|-----------|
| 1/4/58   | Auburn at #9 Mississippi St. | L | 42-70     |
| 1/6/62   | Auburn at #9 Mississippi St. | L | 48-51     |
| 1/22/63  | Auburn at #9 Georgia Tech    | L | 64-69     |
| 3/1/65   | #9 Vanderbilt at Auburn      | L | 64-79     |
| 12/31/66 | #9 Vanderbilt at Auburn      | W | 64-51     |
| 2/25/67  | #9 Tennessee at Auburn       | L | 45-54     |
| 12/4/68  | Auburn at #9 Vanderbilt      | L | 70-73     |
| 12/20/68 | #9 Kentucky at Auburn        | W | 74-73     |
| 2/1/75   | #14 Auburn at #9 Alabama     | L | 53-77     |
| 12/27/75 | Auburn at #9 N.C. State      | L | 74-79     |
| 1/19/76  | Auburn at #9 Tennessee       | L | 78-83     |
| 2/3/82   | #9 Kentucky at Auburn        | W | 83-81(ot) |
| 12/8/82  | Auburn at #9 Houston         | L | 65-77     |
| 3/7/87   | Auburn vs. #9 Alabama        | L | 68-87     |
| 1/18/92  | #9 Alabama at Auburn         | W | 81-63     |
| 2/26/92  | #9 Arkansas at Auburn        | L | 74-82     |
| 2/27/00  | #8 Auburn at #9 Florida      | L | 59-88     |
| 1/18/03  | #9 Alabama at Auburn         | W | 77-68     |
| 2/21/04  | #9 Kentucky at Auburn        | L | 59-68     |
| 1/14/10  | Auburn at #9 Tennessee       | L | 55-81     |

**Auburn v. #10 Teams (Overall: 3-6)**

|          |                               |   |        |
|----------|-------------------------------|---|--------|
| 1/9/67   | Auburn at #10 Mississippi St. | L | 54-59  |
| 3/1/71   | #10 Kentucky at Auburn        | L | 83-102 |
| 1/10/76  | #10 Alabama at Auburn         | L | 62-63  |
| 2/28/81  | Auburn at #10 Tennessee       | L | 63-75  |
| 12/27/83 | Auburn vs. #10 Wake Forest    | L | 67-76  |
| 1/27/84  | #10 LSU at Auburn             | W | 80-78  |
| 2/6/88   | Auburn at #10 Florida         | W | 58-57  |
| 1/29/91  | #10 Kentucky at Auburn        | L | 81-89  |
| 3/10/00  | #23 Auburn vs. #10 Florida    | W | 78-70  |

**Auburn v. #11 Teams (Overall: 3-10)**

|         |                               |   |        |
|---------|-------------------------------|---|--------|
| 3/5/55  | Auburn vs. #11 Alabama        | L | 80-84  |
| 2/1/71  | Auburn at #11 Kentucky        | L | 76-114 |
| 1/20/73 | #11 Alabama at Auburn         | L | 64-76  |
| 2/5/77  | #11 Tennessee at Auburn       | L | 83-93  |
| 3/20/86 | Auburn vs. #11 UNLV           | W | 70-63  |
| 1/3/87  | #11 Kentucky at #5 Auburn     | L | 60-63  |
| 3/17/88 | Auburn vs. #11 Bradley        | W | 90-86  |
| 2/7/90  | Auburn at #11 LSU             | L | 71-82  |
| 1/25/00 | #7 Auburn at #11 Tennessee    | L | 76-105 |
| 3/7/02  | Auburn vs. #11 Florida        | L | 63-81  |
| 1/31/04 | #11 Mississippi St. at Auburn | L | 68-73  |
| 3/7/09  | #11 LSU at Auburn             | W | 69-53  |
| 2/21/12 | Auburn at #11 Florida         | L | 47-63  |

**Auburn v. #12 Teams (Overall: 3-7)**

|          |                              |   |       |
|----------|------------------------------|---|-------|
| 12/1/71  | #12 South Carolina at Auburn | L | 63-84 |
| 3/5/77   | Auburn at #12 Alabama        | L | 77-81 |
| 1/6/86   | #12 Kentucky at Auburn       | W | 60-56 |
| 2/21/87  | #12 Alabama at Auburn        | L | 75-77 |
| 1/31/98  | #12 Ole Miss at Auburn       | W | 68-67 |
| 3/1/00   | #12 LSU at #13 Auburn        | L | 53-55 |
| 2/24/01  | Auburn at #12 Ole Miss       | L | 62-64 |
| 3/28/03  | Auburn vs. #12 Syracuse      | L | 78-79 |
| 1/23/07  | #12 Alabama at Auburn        | W | 81-57 |
| 12/29/12 | Auburn vs. #12 Illinois      | L | 79-81 |

**Auburn v. #13 Teams (Overall: 5-10)**

|          |                           |   |        |
|----------|---------------------------|---|--------|
| 2/20/54  | Auburn at #13 LSU         | L | 59-77  |
| 2/24/58  | Auburn vs. #13 Kentucky   | W | 64-63  |
| 1/15/79  | Auburn at #13 LSU         | L | 82-94  |
| 1/27/82  | #13 Alabama at Auburn     | L | 65-67  |
| 2/12/83  | #13 Kentucky at Auburn    | L | 69-71  |
| 11/30/84 | Auburn at #13 UAB         | W | 61-59  |
| 3/16/85  | Auburn vs. #13 Kansas     | W | 66-64  |
| 1/22/87  | #17 Auburn at #13 Alabama | L | 82-88  |
| 3/2/91   | Auburn at #13 Kentucky    | L | 93-114 |
| 3/6/93   | #13 Arkansas at Auburn    | W | 81-80  |
| 11/26/95 | Auburn vs. #13 Louisville | W | 82-71  |
| 2/28/98  | Auburn at #13 Ole Miss    | L | 67-74  |
| 12/22/06 | #13 Texas A&M at Auburn   | L | 58-87  |
| 1/13/07  | Auburn at #13 LSU         | L | 63-65  |
| 1/11/11  | Auburn at #13 Kentucky    | L | 54-78  |

**Auburn v. #14 Teams (Overall: 3-7)**

|         |                               |   |            |
|---------|-------------------------------|---|------------|
| 1/16/80 | Auburn at #14 LSU             | L | 82-93      |
| 3/1/95  | #14 Mississippi St. at Auburn | W | 76-69      |
| 1/24/98 | #14 South Carolina at Auburn  | L | 56-61      |
| 3/6/99  | #4 Auburn vs. #14 Kentucky    | L | 57-69      |
| 3/14/99 | Auburn vs. #14 Ohio St.       | L | 64-72      |
| 1/25/01 | #14 Florida at Auburn         | L | 63-65      |
| 2/21/01 | #14 Alabama at Auburn         | W | 72-69 (ot) |
| 1/12/02 | #14 Alabama at Auburn         | W | 59-56      |
| 1/26/05 | #14 Alabama at Auburn         | L | 55-60      |
| 2/14/14 | #14 Kentucky at Auburn        | L | 56-64      |

**Auburn v. #15 Teams (Overall: 1-5)**

|          |                             |   |       |
|----------|-----------------------------|---|-------|
| 12/20/55 | Auburn at #15 Oklahoma City | L | 58-76 |
| 3/4/82   | Auburn vs. #15 Kentucky     | L | 66-89 |



**Auburn v. Ranked Opponents by Opponent Ranking (Overall: 59-196)**

1/30/93 #15 Vanderbilt at Auburn L 70-73  
 1/27/01 Auburn at #15 Alabama L 80-81  
 2/28/01 Auburn at #15 Kentucky L 78-90  
 1/19/08 #15 Ole Miss at Auburn W 80-77

**Auburn v. #16 Teams (Overall: 2-3)**

1/15/55 Auburn vs. #16 Alabama L 78-99  
 12/10/85 Auburn at #16 UAB L 56-62  
 3/9/90 Auburn vs. #16 LSU W 78-76  
 3/8/91 Auburn vs. #16 LSU W 92-77  
 1/4/92 Auburn at #16 Arkansas L 92-110

**Auburn v. #17 Teams (Overall: 3-11)**

3/3/69 #17 Kentucky at Auburn L 86-90  
 2/27/71 #17 Tennessee at Auburn L 71-76  
 2/17/73 Auburn at #17 Alabama L 75-87  
 12/1/73 Auburn vs. #17 Jacksonville L 78-90  
 2/7/76 Auburn at #17 Alabama L 75-86  
 2/24/82 Auburn at #17 Alabama L 72-74  
 2/24/88 Auburn at #17 Vanderbilt W 81-68  
 1/6/90 #17 LSU at Auburn L 70-77  
 1/13/96 #17 Georgia at Auburn W 89-86  
 2/9/02 #17 Georgia at Auburn W 75-72  
 1/24/04 Auburn at #17 Florida L 52-68  
 3/13/08 Auburn vs. #17 Vanderbilt L 82-93  
 2/2/13 Auburn at #17 Missouri L 77-91  
 12/2/13 Auburn at #17 Iowa State L 70-99

**Auburn v. #18 Teams (Overall: 2-7)**

1/20/79 #18 Alabama at Auburn L 76-83  
 2/15/86 #18 Alabama at Auburn W 71-69  
 2/18/95 #18 Alabama at Auburn L 73-86  
 1/21/98 #18 Arkansas at Auburn L 65-79  
 1/6/99 #18 Arkansas at Auburn W 83-66  
 1/5/05 Auburn at #18 Mississippi St. L 53-90  
 2/2/08 Auburn at #18 Vanderbilt L 71-78  
 1/28/10 #18 Ole Miss at Auburn L 74-84  
 2/19/11 #18 Vanderbilt at Auburn L 60-77

**Auburn v. #19 Teams (Overall: 3-10)**

12/30/53 Auburn at #19 Vanderbilt L 48-96  
 1/14/56 Auburn vs. #19 Alabama L 77-86  
 12/5/70 #19 N.C. State at Auburn W 91-85  
 1/27/79 Auburn at #19 Vanderbilt L 59-66  
 2/27/82 #19 Tennessee at Auburn W 56-54  
 1/31/87 #19 Florida at Auburn W 81-68  
 1/4/89 #19 Tennessee at Auburn L 73-84  
 2/8/89 #19 LSU at Auburn L 91-104  
 2/8/92 #19 Kentucky at Auburn L 67-85  
 1/25/03 Auburn at #19 Georgia L 79-85  
 2/19/03 #19 Mississippi St. at Auburn L 46-63  
 3/2/05 Auburn at #19 Alabama L 53-94  
 2/4/12 Auburn at #19 Mississippi St. L 88-91

**Auburn v. #20 Teams (Overall: 2-7)**

2/5/55 Auburn at #20 Vanderbilt L 74-79  
 2/22/58 #20 Tennessee at Auburn W 72-66  
 2/17/79 Auburn at #20 Alabama L 73-80  
 3/2/79 Auburn vs. #20 Tennessee L 64-75  
 2/13/91 Auburn at #20 LSU L 61-98  
 3/7/92 Auburn at #20 Alabama L 80-82  
 2/1/95 Auburn at #20 Alabama L 63-65  
 1/11/00 #20 Kentucky at Auburn W 66-63  
 1/7/04 Auburn at #20 Vanderbilt L 53-59

**Auburn v. #21 Teams (Overall: 1-2)**

2/11/95 Auburn at #21 Mississippi St. W 70-69  
 3/8/03 Auburn at #21 Mississippi St. L 45-67  
 1/11/14 #21 Missouri at Auburn L 68-70

**Auburn v. #22 Teams (Overall: 1-1)**

3/22/86 Auburn vs. #22 Louisville L 76-84  
 1/17/07 #22 Tennessee at Auburn W 83-80

**Auburn v. #23 Teams (Overall: 2-2)**

1/25/95 #23 Florida at Auburn W 77-71  
 2/21/09 Auburn at #23 LSU L 72-79  
 2/18/12 #23 Mississippi St. at Auburn W 65-55  
 1/26/13 #23 Ole Miss at Auburn L 61-63

**Auburn v. #24 Teams (Overall: 2-7)**

1/27/90 Auburn at #24 Alabama L 59-78  
 3/9/91 Auburn vs. #24 Alabama L 59-77  
 2/2/94 Auburn at #24 Florida L 67-68  
 11/11/97 Auburn vs. #24 Temple L 42-68  
 2/16/00 Auburn at #24 Vanderbilt W 86-80  
 3/8/01 Auburn vs. #24 Tennessee L 66-73  
 2/18/04 Auburn at #24 LSU W 80-68  
 12/3/04 Auburn vs. #24 Virginia L 87-89  
 2/1/06 Auburn at #24 LSU L 69-84

**Auburn v. #25 Teams (Overall: 1-3)**

3/8/96 Auburn vs. #25 Mississippi St. L 58-69  
 2/9/00 Auburn at #25 LSU L 68-83  
 2/18/06 #25 LSU at Auburn L 61-65  
 2/24/07 Auburn at #25 Alabama W 86-77



## Auburn v. Ranked Opponents by Date (Overall: 59-196)

|  |   |        |                                      |   |            |                                       |   |         |
|--|---|--------|--------------------------------------|---|------------|---------------------------------------|---|---------|
| 1/5/51 Auburn at #3 Kentucky           | L | 35-79  | 12/1/71 #12 South Carolina at Auburn | L | 63-84      | 1/6/86 #12 Kentucky at Auburn         | W | 60-56   |
| 3/2/51 Auburn vs. #1 Kentucky          | L | 54-84  | 1/20/73 #11 Alabama at Auburn        | L | 64-76      | 1/31/86 Auburn at #8 Kentucky         | L | 71-81   |
| 2/14/53 #8 LSU at Auburn               | L | 57-65  | 2/17/73 Auburn at #17 Alabama        | L | 75-87      | 2/15/86 #18 Alabama at Auburn         | W | 71-69   |
| 12/30/53 #19 Vanderbilt at Auburn      | L | 48-96  | 12/1/73 Auburn vs. #17 Jacksonville  | L | 78-90      | 3/16/86 Auburn vs. 4 St. John's       | W | 81-65   |
| 2/20/54 Auburn at #13 LSU              | L | 59-77  | 2/2/74 #8 Alabama at Auburn          | L | 64-73      | 3/20/86 Auburn vs. #11 UNLV           | W | 70-63   |
| 2/27/54 Auburn vs. #2 Kentucky         | L | 79-109 | 2/18/74 #5 Vanderbilt at Auburn      | L | 79-89      | 3/22/86 Auburn vs. #22 Louisville     | L | 76-84   |
| 1/15/55 #20 Auburn vs. #16 Alabama     | L | 78-99  | 3/4/74 Auburn at #7 Alabama          | L | 84-97      | 1/3/87 #11 Kentucky at #5 Auburn      | L | 60-63   |
| 2/5/55 Auburn at #20 Vanderbilt        | L | 74-79  | 1/11/75 #7 Kentucky at Auburn        | W | 90-85      | 1/22/87 #17 Auburn at #13 Alabama     | L | 82-88   |
| 2/26/55 Auburn at #2 Kentucky          | L | 59-93  | 2/1/75 #14 Auburn at #0 Alabama      | L | 53-77      | 1/31/87 #19 Florida at #18 Auburn     | W | 81-68   |
| 3/5/55 Auburn vs. #11 Alabama          | L | 80-84  | 3/8/75 #7 Alabama at Auburn          | W | 76-70      | 2/1/87 #3 UNLV at #18 Auburn          | L | 85-104  |
| 12/20/55 Auburn at #15 Oklahoma City   | L | 58-76  | 12/27/75 Auburn at #9 N.C. State     | L | 74-79      | 2/21/87 #12 Alabama at Auburn         | L | 75-77   |
| 1/14/56 Auburn vs. #19 Alabama         | L | 77-86  | 1/10/76 #10 Alabama at Auburn        | L | 62-63      | 3/7/87 Auburn vs. #9 Alabama          | L | 68-87   |
| 2/4/56 Auburn vs. #7 Kentucky          | L | 81-82  | 1/19/76 Auburn at #9 Tennessee       | L | 78-83      | 3/14/87 Auburn vs. #3 Indiana         | L | 90-107  |
| 2/27/56 #7 Vanderbilt at Auburn        | W | 74-65  | 2/7/76 Auburn at #17 Alabama         | L | 75-86      | 1/9/88 Auburn at #1 Kentucky          | W | 53-52   |
| 3/2/56 Auburn vs. #3 Alabama           | L | 82-93  | 2/16/76 #8 Tennessee at Auburn       | W | 73-72 (ot) | 2/6/88 Auburn at #10 Florida          | W | 58-57   |
| 2/25/57 Auburn at #3 Kentucky          | L | 85-103 | 1/3/77 #4 Alabama at #20 Auburn      | W | 74-71      | 2/24/88 Auburn at #17 Vanderbilt      | W | 81-68   |
| 1/4/58 Auburn at #9 Mississippi St.    | L | 42-70  | 1/15/77 #2 Kentucky at Auburn        | L | 68-75      | 3/17/88 Auburn vs. #11 Bradley        | W | 90-86   |
| 2/22/58 #20 Tennessee at Auburn        | W | 72-66  | 2/5/77 #11 Tennessee at Auburn       | L | 83-93      | 3/19/88 Auburn vs. #8 Oklahoma        | L | 87-107  |
| 2/24/58 Auburn vs. #13 Kentucky        | W | 64-63  | 2/12/77 Auburn at #3 Kentucky        | L | 82-89      | 1/4/89 #19 Tennessee at Auburn        | L | 73-84   |
| 1/3/59 #8 Mississippi St. at #9 Auburn | W | 97-66  | 3/5/77 Auburn at #12 Alabama         | L | 77-81      | 2/8/89 #19 LSU at Auburn              | L | 91-104  |
| 2/21/59 #2 Auburn at #3 Kentucky       | L | 56-75  | 1/9/78 #1 Kentucky at Auburn         | L | 77-101     | 1/6/90 #17 LSU at Auburn              | L | 70-77   |
| 1/19/60 Auburn at #6 Georgia Tech      | W | 66-59  | 2/6/78 Auburn at #1 Kentucky         | L | 81-104     | 1/27/90 Auburn at #24 Alabama         | L | 59-78   |
| 2/2/60 #6 Georgia Tech at Auburn       | W | 48-45  | 1/15/79 Auburn at #13 LSU            | L | 82-94      | 2/7/90 Auburn at #11 LSU              | L | 71-82   |
| 1/6/62 Auburn at #9 Mississippi St.    | L | 48-51  | 1/20/79 #18 Alabama at Auburn        | L | 76-83      | 3/9/90 Auburn vs. #16 LSU             | W | 78-76   |
| 2/26/62 #3 Kentucky at Auburn          | L | 60-63  | 1/27/79 Auburn at #19 Vanderbilt     | L | 59-66      | 1/29/91 #10 Kentucky at Auburn        | L | 81-89   |
| 1/22/63 Auburn at #9 Georgia Tech      | L | 64-69  | 2/17/79 Auburn at #20 Alabama        | L | 73-80      | 2/13/91 Auburn at #20 LSU             | L | 61-98   |
| 2/1/64 #5 Vanderbilt at Auburn         | W | 81-63  | 3/2/79 Auburn vs. #20 Tennessee      | L | 64-75      | 3/2/91 Auburn at #13 Kentucky         | L | 93-114  |
| 2/22/64 Auburn vs. #3 Kentucky         | L | 79-99  | 1/2/80 Auburn at #2 Kentucky         | L | 65-67      | 3/8/91 Auburn vs. #16 LSU             | W | 92-77   |
| 2/22/65 Auburn at #8 Tennessee         | L | 38-69  | 1/16/80 Auburn at #14 LSU            | L | 82-93      | 1/4/92 Auburn at #16 Arkansas (A)     | L | 92-110  |
| 3/1/65 #9 Vanderbilt at Auburn         | L | 64-79  | 1/30/80 #3 Kentucky at Auburn        | L | 62-64      | 1/18/92 #9 Alabama at Auburn          | W | 81-63   |
| 1/29/66 Auburn at #2 Kentucky          | L | 78-115 | 2/13/80 #5 LSU at Auburn             | L | 44-50      | 2/8/92 #19 Kentucky at Auburn         | L | 67-85   |
| 1/31/66 Auburn at #4 Vanderbilt        | L | 63-68  | 2/28/80 Auburn vs. #2 Kentucky       | L | 61-69      | 2/26/92 #9 Arkansas at Auburn         | L | 74-82   |
| 2/12/66 #1 Kentucky at Auburn          | L | 64-77  | 1/7/81 #4 Kentucky at Auburn         | L | 66-79      | 3/7/92 Auburn at #20 Alabama          | L | 80-82   |
| 2/14/66 #5 Vanderbilt at Auburn        | L | 76-91  | 1/21/81 #5 LSU at Auburn             | L | 64-74      | 1/23/93 Auburn at #8 Arkansas         | W | 100-89  |
| 12/31/66 #9 Vanderbilt at Auburn       | W | 64-51  | 2/4/81 Auburn at #6 Kentucky         | L | 74-102     | 1/30/93 #15 Vanderbilt at Auburn      | L | 70-73   |
| 1/9/67 Auburn at #10 Mississippi St.   | L | 54-59  | 2/18/81 Auburn at #4 LSU             | L | 47-58      | 2/27/93 Auburn at #2 Kentucky         | L | 78-80   |
| 2/25/67 #9 Tennessee at Auburn         | L | 45-54  | 2/28/81 Auburn at #10 Tennessee      | L | 63-75      | 3/6/93 #13 Arkansas at Auburn         | W | 81-80   |
| 1/15/68 #8 Vanderbilt at Auburn        | L | 65-74  | 1/6/82 Auburn at #3 Kentucky         | L | 71-83      | 12/28/93 Auburn vs. #7 Michigan       | L | 81-102  |
| 2/26/68 Auburn at #5 Kentucky          | L | 57-89  | 1/27/82 #13 Alabama at Auburn        | L | 65-67      | 1/14/94 #3 Arkansas at Auburn         | L | 105-117 |
| 12/4/68 Auburn at #9 Vanderbilt        | L | 70-73  | 2/3/82 #9 Kentucky at Auburn         | W | 83-81(ot)  | 1/30/94 #7 Kentucky at Auburn         | L | 74-91   |
| 12/20/68 #9 Kentucky at Auburn         | W | 74-73  | 2/24/82 Auburn at #17 Alabama        | L | 72-74      | 2/2/94 Auburn at #24 Florida          | L | 67-68   |
| 2/3/69 Auburn at #5 Kentucky           | L | 93-105 | 2/27/82 #19 Tennessee at Auburn      | W | 56-54      | 2/26/94 Auburn at #1 Arkansas         | L | 81-91   |
| 3/3/69 #17 Kentucky at Auburn          | L | 86-90  | 3/4/82 Auburn vs. #15 Kentucky       | L | 66-89      | 1/4/95 Auburn at #6 Kentucky          | L | 64-98   |
| 12/1/69 #1 South Carolina at Auburn    | L | 64-86  | 12/8/82 Auburn at #9 Houston         | L | 65-77      | 1/14/95 #4 Arkansas at Auburn         | W | 104-90  |
| 2/2/70 #2 Kentucky at Auburn           | L | 83-84  | 1/5/83 #5 Alabama at Auburn          | W | 91-80      | 1/25/95 #23 Florida at Auburn         | W | 77-71   |
| 3/2/70 Auburn at #1 Kentucky           | L | 81-102 | 1/15/83 Auburn at #6 Kentucky        | W | 75-67      | 2/1/95 Auburn at #20 Alabama          | L | 63-65   |
| 12/3/70 Auburn at #3 South Carolina    | L | 69-86  | 2/12/83 #13 Kentucky at Auburn       | L | 69-71      | 2/11/95 Auburn at #21 Mississippi St. | W | 70-69   |
| 12/5/70 #19 N.C. State at Auburn       | W | 91-85  | 12/27/83 Auburn vs. #10 Wake Forest  | L | 67-76      | 2/18/95 #18 Alabama at Auburn         | L | 73-86   |
| 1/30/71 Auburn at #8 Tennessee         | L | 68-90  | 1/13/84 #2 Kentucky at Auburn        | W | 82-63      | 3/1/95 #14 Mississippi St. at Auburn  | W | 76-69   |
| 2/1/71 Auburn at #11 Kentucky          | L | 76-114 | 1/27/84 #10 LSU at Auburn            | W | 80-78      | 3/4/95 Auburn at #7 Arkansas          | L | 66-68   |
| 2/27/71 #17 Tennessee at Auburn        | L | 71-76  | 2/11/84 #16 Auburn at #6 Kentucky    | L | 64-84      | 3/10/95 Auburn vs. #3 Kentucky        | L | 81-93   |
| 3/1/71 #10 Kentucky at Auburn          | L | 83-102 | 3/10/84 Auburn vs. #3 Kentucky       | L | 49-51      | 11/26/95 Auburn vs. #13 Louisville    | W | 82-71   |
|  |   |        | 11/30/84 Auburn at #13 UAB           | W | 61-59      | 1/13/96 #17 Georgia at Auburn         | W | 89-86   |
|  |   |        | 3/16/85 Auburn vs. #13 Kansas        | W | 66-64      | 2/27/96 #1 Kentucky at Auburn         | L | 73-88   |
|  |   |        | 3/22/85 Auburn vs. #7 North Carolina | L | 56-62      | 3/8/96 Auburn vs. #25 Mississippi St. | L | 58-69   |
|  |   |        | 12/10/85 Auburn at #16 UAB           | L | 56-62      | 1/18/97 Auburn at 4 Kentucky          | L | 53-77   |
|  |   |        |                                      |   |            | 3/7/97 Auburn vs. #6 Kentucky         | L | 50-92   |
|  |   |        |                                      |   |            | 11/11/97 Auburn vs. #24 Temple        | L | 42-68   |



## Auburn v. Ranked Opponents by Date (Overall: 59-196)

|          |                               |   |            |          |                                 |   |       |
|----------|-------------------------------|---|------------|----------|---------------------------------|---|-------|
| 1/21/98  | #18 Arkansas at Auburn        | L | 65-79      | 1/23/07  | #12 Alabama at Auburn           | W | 81-57 |
| 1/24/98  | #14 South Carolina at Auburn  | L | 56-61      | 1/27/07  | #1 Florida at Auburn            | L | 66-91 |
| 1/31/98  | #12 Ole Miss at Auburn        | W | 68-67      | 2/24/07  | Auburn at #25 Alabama           | W | 86-77 |
| 2/25/98  | #7 Kentucky at Auburn         | L | 58-83      |          |                                 |   |       |
| 2/28/98  | Auburn at #13 Ole Miss        | L | 67-74      | 1/19/08  | #15 Ole Miss at Auburn          | W | 80-77 |
|          |                               |   |            | 2/2/08   | Auburn at #18 Vanderbilt        | L | 71-78 |
| 1/6/99   | #18 Arkansas at #14 Auburn    | W | 83-66      | 2/20/08  | Auburn at #2 Tennessee          | L | 70-89 |
| 1/20/99  | #6 Auburn at #7 Kentucky      | L | 62-72      | 3/13/08  | Auburn vs. #17 Vanderbilt       | L | 82-93 |
| 3/6/99   | #4 Auburn vs. #14 Kentucky    | L | 57-69      |          |                                 |   |       |
| 3/14/99  | Auburn vs. #14 Ohio St.       | L | 64-72      | 2/21/09  | Auburn at #23 LSU               | L | 72-79 |
|          |                               |   |            | 3/7/09   | #11 LSU at Auburn               | W | 69-53 |
|          |                               |   |            |          |                                 |   |       |
| 11/27/99 | #2 Auburn vs. #7 Stanford     | L | 58-67      | 1/14/10  | Auburn at #9 Tennessee          | L | 55-81 |
| 1/11/00  | #20 Kentucky at #4 Auburn     | W | 66-63      | 1/28/10  | Auburn at #18 Ole Miss          | L | 74-84 |
| 1/25/00  | #7 Auburn at #11 Tennessee    | L | 76-105     |          |                                 |   |       |
| 2/9/00   | #8 Auburn at #25 LSU          | L | 68-83      | 1/11/11  | Auburn at #13 Kentucky          | L | 54-78 |
| 2/16/00  | #11 Auburn at #24 Vanderbilt  | W | 86-80      | 2/19/11  | #18 Vanderbilt at Auburn        | L | 60-77 |
| 2/27/00  | #8 Auburn at #9 Florida       | L | 59-88      |          |                                 |   |       |
| 3/1/00   | #12 LSU at #13 Auburn         | L | 53-55      | 1/11/12  | #2 Kentucky at Auburn           | L | 53-68 |
| 3/10/00  | #23 Auburn vs. #10 Florida    | W | 78-70      | 2/4/12   | Auburn at #19 Mississippi State | L | 88-91 |
| 3/18/00  | #22 Auburn vs. #6 Iowa State  | L | 60-79      | 2/18/12  | #23 Mississippi St. at Auburn   | W | 65-55 |
|          |                               |   |            | 2/21/12  | Auburn at #11 Florida           | L | 47-63 |
| 1/6/01   | #5 Tennessee at Auburn        | L | 88-96      |          |                                 |   |       |
| 1/25/01  | #14 Florida at Auburn         | L | 63-65      | 12/29/12 | Auburn vs. #12 Illinois         | L | 79-81 |
| 1/27/01  | Auburn at #15 Alabama         | L | 80-81      | 1/26/13  | #23 Ole Miss at Auburn          | L | 61-63 |
| 2/21/01  | #14 Alabama at Auburn         | W | 72-69 (ot) | 2/2/13   | Auburn at #17 Missouri          | L | 77-91 |
| 2/24/01  | Auburn at #12 Ole Miss        | L | 62-64      | 2/16/13  | #7 Florida at Auburn            | L | 52-83 |
| 2/28/01  | Auburn at #15 Kentucky        | L | 78-90      |          |                                 |   |       |
| 3/8/01   | Auburn vs. #24 Tennessee      | L | 66-73      | 12/2/13  | Auburn at #17 Iowa State        | L | 70-99 |
|          |                               |   |            | 1/11/14  | #21 Missouri at Auburn          | L | 68-70 |
| 12/8/01  | Auburn vs. #7 Virginia        | L | 72-77      | 1/18/14  | #7 Florida at Auburn            | L | 61-68 |
| 1/12/02  | #14 Alabama at Auburn         | W | 59-56      | 2/14/14  | #14 Kentucky at Auburn          | L | 56-64 |
| 1/22/02  | #8 Kentucky at Auburn         | L | 62-69      | 2/19/14  | Auburn at 2 Florida             | L | 66-71 |
| 2/9/02   | #17 Georgia at Auburn         | W | 75-72      |          |                                 |   |       |
| 2/20/02  | Auburn at #8 Florida          | L | 61-89      |          |                                 |   |       |
| 2/27/02  | Auburn at #6 Alabama          | L | 68-73      |          |                                 |   |       |
| 3/7/02   | Auburn vs. #11 Florida        | L | 63-81      |          |                                 |   |       |
|          |                               |   |            |          |                                 |   |       |
| 1/18/03  | #9 Alabama at Auburn          | W | 77-68      |          |                                 |   |       |
| 1/22/03  | #24 Auburn at #8 Kentucky     | L | 51-67      |          |                                 |   |       |
| 1/25/03  | #24 Auburn at #19 Georgia     | L | 79-85      |          |                                 |   |       |
| 2/19/03  | #19 Mississippi St. at Auburn | L | 46-63      |          |                                 |   |       |
| 3/1/03   | #4 Florida at Auburn          | L | 70-73      |          |                                 |   |       |
| 3/8/03   | Auburn at #21 Mississippi St. | L | 45-67      |          |                                 |   |       |
| 3/15/03  | Auburn vs. #2 Kentucky        | L | 58-78      |          |                                 |   |       |
| 3/23/03  | Auburn vs. #8 Wake Forest     | W | 68-62      |          |                                 |   |       |
| 3/28/03  | Auburn vs. #12 Syracuse       | L | 78-79      |          |                                 |   |       |
|          |                               |   |            |          |                                 |   |       |
| 1/7/04   | Auburn at #20 Vanderbilt      | L | 53-59      |          |                                 |   |       |
| 1/24/04  | Auburn at #17 Florida         | L | 52-68      |          |                                 |   |       |
| 1/31/04  | #11 Mississippi St. at Auburn | L | 68-73      |          |                                 |   |       |
| 2/18/04  | Auburn at #24 LSU             | W | 80-68      |          |                                 |   |       |
| 2/21/04  | #9 Kentucky at Auburn         | L | 59-68      |          |                                 |   |       |
| 3/2/04   | Auburn at #5 Mississippi St.  | L | 91-105     |          |                                 |   |       |
|          |                               |   |            |          |                                 |   |       |
| 12/3/04  | Auburn vs. #24 Virginia       | L | 87-89      |          |                                 |   |       |
| 1/5/05   | Auburn at #18 Mississippi St. | L | 53-90      |          |                                 |   |       |
| 1/26/05  | #14 Alabama at Auburn         | L | 55-60      |          |                                 |   |       |
| 2/23/05  | Auburn at #5 Kentucky         | L | 73-81      |          |                                 |   |       |
| 3/2/05   | Auburn at #19 Alabama         | L | 53-94      |          |                                 |   |       |
|          |                               |   |            |          |                                 |   |       |
| 1/14/06  | Auburn at #2 Florida          | L | 57-69      |          |                                 |   |       |
| 2/1/06   | Auburn at #24 LSU             | L | 69-84      |          |                                 |   |       |
| 2/15/06  | Auburn at #8 Tennessee        | L | 89-105     |          |                                 |   |       |
| 2/18/06  | #25 LSU at Auburn             | L | 61-65      |          |                                 |   |       |
|          |                               |   |            |          |                                 |   |       |
| 11/25/06 | Auburn vs. #7 Wisconsin       | L | 63-77      |          |                                 |   |       |
| 12/3/06  | #2 Pittsburgh at Auburn       | L | 66-74      |          |                                 |   |       |
| 12/22/06 | #13 Texas A&M at Auburn       | L | 58-87      |          |                                 |   |       |
| 1/13/07  | Auburn at #13 LSU             | L | 63-65      |          |                                 |   |       |
| 1/17/07  | #22 Tennessee at Auburn       | W | 83-80      |          |                                 |   |       |





Record vs. Opponents

|                        | Won | Lost | First Game | Last Game |                          | Won | Lost | First Game | Last Game |                          | Won | Lost | First Game | Last Game |
|------------------------|-----|------|------------|-----------|--------------------------|-----|------|------------|-----------|--------------------------|-----|------|------------|-----------|
| Air Force              | 1   | 1    | 1981       | 2003      | Huntingdon               | 1   | 0    | 1961       | 1961      | Radford                  | 1   | 0    | 1985       | 1985      |
| Alabama                | 58  | 91   | 1924       | 2014      | Illinois                 | 0   | 3    | 1988       | 2013      | Rhode Island             | 0   | 1    | 2012       | 2012      |
| Alabama A&M            | 3   | 0    | 2007       | 2009      | Illinois Wesleyan        | 1   | 0    | 1948       | 1948      | Rice                     | 3   | 1    | 1956       | 1966      |
| Alabama State          | 5   | 0    | 1990       | 2009      | Indiana                  | 0   | 1    | 1987       | 1987      | Richmond                 | 2   | 1    | 1977       | 1984      |
| Alaska-Anchorage       | 0   | 1    | 1990       | 1990      | IPFW                     | 1   | 0    | 2012       | 2012      | Robert Morris            | 1   | 0    | 2000       | 2000      |
| Albany YMCA            | 0   | 1    | 1925       | 1925      | IUPUI                    | 1   | 0    | 2009       | 2009      | Rutgers                  | 4   | 2    | 1968       | 2010      |
| Appalachian State      | 1   | 0    | 1977       | 1977      | Iona                     | 1   | 1    | 1978       | 1979      | St. Bonaventure          | 0   | 1    | 1968       | 1968      |
| Arizona                | 1   | 0    | 1986       | 1986      | Iowa State               | 1   | 2    | 1987       | 2013      | St. John's               | 1   | 0    | 1986       | 1986      |
| Arkansas               | 16  | 31   | 1968       | 2014      | Jackson State            | 1   | 0    | 1989       | 1989      | St. Joseph's (Pa.)       | 2   | 0    | 1957       | 2003      |
| Arkansas-Little Rock   | 1   | 0    | 1996       | 1996      | Jacksonville             | 3   | 2    | 1966       | 2010      | St. Louis                | 1   | 0    | 1970       | 1970      |
| Arkansas-Pine Bluff    | 5   | 0    | 1996       | 2013      | Jacksonville Navy        | 0   | 2    | 1945       | 1945      | Samford                  | 22  | 2    | 1926       | 2010      |
| Arkansas State         | 0   | 1    | 1980       | 1980      | Jacksonville State       | 13  | 0    | 1955       | 2013      | Sam Houston State        | 0   | 1    | 2009       | 2009      |
| Armstrong State        | 3   | 0    | 1981       | 1987      | James Madison            | 2   | 1    | 1992       | 1995      | San Diego                | 1   | 0    | 1987       | 1987      |
| Athens College         | 2   | 0    | 1964       | 1972      | Kansas                   | 1   | 0    | 1985       | 1985      | San Jose State           | 1   | 0    | 1988       | 1988      |
| Atlanta Ath. Club      | 1   | 13   | 1906       | 1924      | Kansas State             | 0   | 1    | 1994       | 1994      | Selma YMCA               | 1   | 0    | 1913       | 1913      |
| Augusta Ath. Assn.     | 1   | 0    | 1909       | 1909      | Kennesaw State           | 2   | 0    | 2007       | 2011      | Seton Hall               | 0   | 1    | 2011       | 2011      |
| Augusta College        | 1   | 0    | 1987       | 1987      | Kentucky                 | 17  | 89   | 1921       | 2014      | Sewanee                  | 26  | 1    | 1927       | 1941      |
| Austin Peay            | 4   | 0    | 1980       | 1987      | Kentucky Wesleyan        | 1   | 0    | 1986       | 1986      | Slippery Rock            | 1   | 0    | 1992       | 1992      |
| Ball State             | 1   | 1    | 1993       | 1994      | LaGrange YMCA            | 0   | 1    | 1929       | 1929      | South Alabama            | 5   | 4    | 1973       | 2006      |
| Baylor                 | 2   | 4    | 1949       | 2009      | Lamar                    | 1   | 0    | 1974       | 1974      | South Carolina           | 22  | 15   | 1930       | 2014      |
| Belmont                | 2   | 0    | 1999       | 2004      | Lanett Athletic Club     | 1   | 0    | 1935       | 1935      | South Carolina State     | 1   | 0    | 2002       | 2002      |
| Besemer Ath. Club      | 4   | 4    | 1908       | 1914      | Lanett Mill              | 2   | 0    | 1939       | 1939      | South Florida            | 5   | 1    | 1975       | 2011      |
| Bethune-Cookman        | 3   | 0    | 1998       | 2012      | La Salle                 | 1   | 0    | 1995       | 1995      | Southeastern Louisiana   | 4   | 0    | 1998       | 2008      |
| Birmingham Ath. Club*  | 11  | 17   | 1906       | 1929      | Liberty                  | 1   | 0    | 1995       | 1995      | Southern                 | 1   | 0    | 2007       | 2007      |
| Birmingham College     | 2   | 0    | 1918       | 1918      | Lincoln Memorial         | 1   | 0    | 1992       | 1992      | Southern Cal             | 0   | 2    | 1973       | 1978      |
| Birmingham High School | 2   | 2    | 1910       | 1913      | Lipscomb                 | 1   | 0    | 2005       | 2005      | Southern College (Fla.)  | 2   | 0    | 1928       | 1929      |
| Birmingham-Southern    | 22  | 4    | 1926       | 1986      | Long Beach State         | 1   | 1    | 1979       | 2011      | Southern Illinois        | 1   | 0    | 1978       | 1978      |
| Birmingham YMCA        | 0   | 2    | 1910       | 1911      | Louisiana College        | 1   | 0    | 1992       | 1992      | So. Ill.-Edwardsville    | 1   | 0    | 1992       | 1992      |
| Boston College         | 2   | 1    | 1986       | 2013      | Louisiana-Lafayette      | 5   | 3    | 1962       | 2000      | Southern Methodist       | 0   | 4    | 1949       | 1976      |
| Bradley                | 2   | 0    | 1988       | 1999      | Louisiana-Monroe         | 3   | 0    | 1995       | 2008      | Southern Mississippi     | 14  | 2    | 1964       | 2007      |
| Brigham Young          | 1   | 0    | 1998       | 1998      | LSU                      | 64  | 83   | 1912       | 2014      | Spring Hill              | 7   | 1    | 1921       | 1963      |
| Buffalo                | 1   | 0    | 1970       | 1970      | Louisiana Tech           | 5   | 2    | 1967       | 2004      | Stanford                 | 0   | 1    | 1999       | 1999      |
| Butler                 | 2   | 0    | 1975       | 1976      | Louisville               | 1   | 1    | 1986       | 1995      | Stetson                  | 3   | 1    | 1982       | 1986      |
| Campbell               | 0   | 1    | 2010       | 2010      | Loyola (New Orleans)     | 1   | 0    | 1964       | 1964      | Stony Brook              | 1   | 0    | 1999       | 1999      |
| Camp Benning           | 6   | 4    | 1919       | 1936      | Lynn University          | 1   | 0    | 1994       | 1994      | Syracuse                 | 0   | 1    | 2003       | 2003      |
| Cal State-Chico        | 1   | 0    | 1982       | 1982      | Marion                   | 3   | 1    | 1913       | 1917      | Talladega Ath. Club      | 0   | 1    | 1916       | 1916      |
| Cal State-Fullerton    | 1   | 0    | 1983       | 1983      | Marquette                | 0   | 2    | 1995       | 1998      | Temple                   | 2   | 2    | 1978       | 2005      |
| Centenary              | 1   | 0    | 1992       | 1992      | Marshall                 | 1   | 0    | 2001       | 2001      | Tennessee                | 37  | 74   | 1927       | 2014      |
| Central Florida        | 4   | 1    | 1986       | 2009      | Maryland Eastern Shore   | 1   | 0    | 2003       | 2003      | Tennessee-Chattanooga    | 2   | 2    | 1927       | 1992      |
| Centre College         | 0   | 1    | 1921       | 1921      | Maxwell Field            | 4   | 4    | 1945       | 1952      | Tennessee-Martin         | 2   | 0    | 1988       | 2009      |
| Charleston Southern    | 3   | 0    | 2006       | 2009      | McNeese State            | 3   | 0    | 2001       | 2011      | Tennessee State          | 2   | 0    | 2006       | 2013      |
| Charlotte YMCA         | 0   | 1    | 1920       | 1920      | Memphis                  | 1   | 0    | 1953       | 1953      | Tennessee Tech           | 4   | 1    | 1981       | 2012      |
| The Citadel            | 1   | 1    | 1967       | 1968      | Mercer                   | 15  | 16   | 1906       | 2008      | Texas                    | 1   | 1    | 1911       | 1956      |
| Clemson                | 15  | 11   | 1920       | 2013      | Miami (Fla.)             | 1   | 1    | 1967       | 2001      | Texas A&M                | 3   | 5    | 1962       | 2014      |
| Coastal Carolina       | 1   | 0    | 1995       | 1995      | Michigan                 | 0   | 1    | 1993       | 1993      | Texas A&M-Corpus Christi | 1   | 0    | 2008       | 2008      |
| College of Charleston  | 3   | 0    | 2003       | 2012      | Michigan State           | 0   | 1    | 1990       | 1990      | Texas Christian          | 2   | 1    | 1958       | 1996      |
| Colorado               | 0   | 1    | 1996       | 1996      | Middle Tennessee State   | 2   | 0    | 2004       | 2010      | Texas-Pan American       | 1   | 0    | 2009       | 2009      |
| Colorado State         | 2   | 2    | 1949       | 2005      | Miles College            | 1   | 0    | 2006       | 2006      | Texas Southern           | 2   | 0    | 1989       | 1991      |
| Columbia               | 2   | 0    | 1966       | 1981      | Mississippi              | 73  | 55   | 1928       | 2014      | Texas Tech               | 1   | 1    | 1963       | 1964      |
| Columbus College       | 2   | 0    | 1984       | 1985      | Mississippi College      | 1   | 1    | 1939       | 1982      | Texas Wesleyan           | 1   | 0    | 1980       | 1980      |
| Columbus YMCA          | 3   | 12   | 1906       | 1924      | Mississippi State        | 73  | 67   | 1915       | 2014      | Toledo                   | 0   | 2    | 2000       | 2004      |
| Connecticut            | 0   | 1    | 1990       | 1990      | Missouri                 | 0   | 2    | 2013       | 2014      | Towson                   | 2   | 0    | 1981       | 2007      |
| Coppin State           | 1   | 0    | 1999       | 1999      | Missouri State           | 1   | 1    | 2008       | 2009      | Troy State               | 10  | 1    | 1949       | 2009      |
| Creighton              | 1   | 1    | 1977       | 2000      | Mobile YMCA              | 1   | 1    | 1915       | 1926      | Tulane                   | 33  | 25   | 1906       | 2009      |
| Cumberland             | 0   | 1    | 1913       | 1913      | Montana                  | 1   | 0    | 2003       | 2003      | Tulsa                    | 1   | 0    | 1976       | 1976      |
| Dartmouth              | 1   | 0    | 1970       | 1970      | Montgomery YMCA          | 14  | 3    | 1906       | 1928      | Tuskegee                 | 1   | 0    | 2008       | 2008      |
| Davidson               | 1   | 0    | 1952       | 1952      | Mount St. Mary's         | 1   | 0    | 1989       | 1989      | UAB                      | 7   | 10   | 1983       | 1999      |
| Dayton                 | 0   | 4    | 1966       | 2012      | Murray State             | 3   | 1    | 1996       | 2013      | USC-Upstate              | 1   | 0    | 2010       | 2010      |
| Delaware               | 2   | 0    | 1985       | 2004      | Nashville Ath. Club      | 1   | 0    | 1911       | 1911      | UNLV                     | 1   | 4    | 1986       | 2004      |
| Denver                 | 1   | 0    | 2002       | 2002      | Navy                     | 5   | 1    | 1960       | 1998      | Utah                     | 1   | 0    | 1983       | 1983      |
| DePaul                 | 0   | 1    | 2012       | 2012      | Nehi Reds                | 1   | 0    | 1939       | 1939      | UTEP                     | 0   | 3    | 1974       | 2011      |
| Detroit                | 1   | 0    | 2000       | 2000      | Newberry                 | 1   | 0    | 1922       | 1922      | Vanderbilt               | 51  | 85   | 1921       | 2014      |
| Duke                   | 0   | 3    | 1964       | 1982      | New Orleans              | 1   | 0    | 2003       | 2003      | Villanova                | 2   | 2    | 1984       | 1991      |
| Duquesne               | 2   | 0    | 1990       | 1991      | Niagara                  | 1   | 0    | 2009       | 2009      | Virginia                 | 4   | 3    | 1920       | 2009      |
| East Tennessee State   | 1   | 0    | 2006       | 2006      | Nicholls (State)         | 5   | 1    | 1993       | 2013      | Virginia Commonwealth    | 4   | 1    | 1975       | 1989      |
| Eastern Illinois       | 1   | 0    | 1973       | 1973      | Norfolk State            | 1   | 0    | 1995       | 1995      | Virginia Military        | 0   | 2    | 1920       | 1926      |
| Eastern Kentucky       | 3   | 1    | 1956       | 1992      | North Carolina           | 0   | 4    | 1922       | 1985      | Virginia Tech            | 6   | 2    | 1920       | 1999      |
| Eckerd                 | 1   | 0    | 1981       | 1981      | North Carolina State     | 3   | 5    | 1926       | 2009      | Wake Forest              | 4   | 3    | 1908       | 2003      |
| Fairleigh Dickinson    | 1   | 0    | 1977       | 1977      | No. Carolina-Asheville   | 2   | 1    | 1998       | 2010      | Washington               | 0   | 1    | 1948       | 1948      |
| Florence State         | 3   | 0    | 1959       | 1961      | No. Carolina-Wilmington  | 1   | 1    | 1992       | 1993      | Washington & Lee         | 1   | 1    | 1920       | 1955      |
| Florida                | 87  | 75   | 1927       | 2014      | North Florida            | 1   | 0    | 2011       | 2011      | Weber State              | 1   | 0    | 1997       | 1997      |
| Florida A&M            | 8   | 0    | 1994       | 2014      | North Texas              | 1   | 0    | 2003       | 2003      | W. Alabama (Livingston)  | 2   | 0    | 1949       | 1961      |
| Florida Atlantic       | 1   | 0    | 1993       | 1993      | Northern Iowa            | 0   | 1    | 2008       | 2008      | West Florida             | 1   | 0    | 1994       | 1994      |
| Florida International  | 2   | 0    | 1983       | 2001      | Northwestern State       | 0   | 1    | 2013       | 2012      | West Georgia             | 1   | 0    | 2010       | 2010      |
| Florida State          | 23  | 8    | 1959       | 2013      | Oglethorpe               | 4   | 0    | 1937       | 1948      | West Point Ath. Club     | 2   | 0    | 1920       | 1923      |
| Fordham                | 1   | 0    | 1993       | 1993      | Ohio University          | 1   | 0    | 1991       | 1991      | West Virginia            | 2   | 2    | 1985       | 2007      |
| Furman                 | 4   | 1    | 1923       | 2012      | Ohio State               | 0   | 1    | 1999       | 1999      | Western Carolina         | 4   | 0    | 1974       | 1996      |
| Gardner-Webb           | 1   | 0    | 2005       | 2005      | Oklahoma                 | 1   | 1    | 1979       | 1988      | Western Kentucky         | 1   | 3    | 1973       | 2003      |
| Georgetown (Ky.)       | 1   | 0    | 1928       | 1928      | Oklahoma City            | 0   | 2    | 1956       | 1968      | Western Michigan         | 0   | 1    | 2002       | 2002      |
| George Washington      | 2   | 1    | 1980       | 2008      | Oklahoma State           | 2   | 1    | 1978       | 2006      | Wetumpka Ath. Club       | 3   | 0    | 1908       | 1914      |
| Georgia                | 89  | 90   | 1908       | 2014      | Old Dominion             | 2   | 1    | 1971       | 1993      | White's Business College | 1   | 0    | 1928       | 1928      |
| Georgia Southern       | 6   | 0    | 1965       | 2011      | Oral Roberts             | 1   | 1    | 1978       | 1979      | William & Mary           | 0   | 1    | 1982       | 1982      |
| Georgia Southwestern   | 1   | 0    | 2010       | 2010      | Oregon                   | 1   | 0    | 2000       | 2000      | Winston-Salem State      | 1   | 0    | 2006       | 2006      |
| Georgia State          | 5   | 1    | 1989       | 2003      | Paratrooper Infantry 507 | 0   | 1    | 1943       | 1943      | Winthrop                 | 3   | 1    | 1996       | 2012      |
| Georgia Tech           | 53  | 61   | 1906       | 1988      | Pennsylvania             | 1   | 0    | 1999       | 1999      | Wisconsin                | 0   | 1    | 2006       | 2006      |
| Grambling              | 5   | 0    | 1988       | 2012      | Pepperdine               | 1   | 1    | 1997       | 1999      | Wofford                  | 6   | 2    | 1923       | 2006      |
| Gunter Field           | 1   | 1    | 1945       | 1945      | Pittsburgh               | 0   | 2    | 2005       | 2006      | Wyoming                  | 1   | 0    | 1959       | 1959      |
| Hawaii                 | 2   | 0    | 1998       | 2011      | Presbyterian             | 1   | 1    | 2008       | 2010      | Xavier                   | 3   | 4    | 1963       | 2008      |
| Hawaii-Hilo            | 1   | 0    | 1996       | 1996      | Providence               | 1   | 0    | 2000       | 2000      | Youngstown State         | 1   | 0    | 1984       | 1984      |
| High Point             | 2   | 0    | 2001       | 2009      | Puerto Rico-Mayaguez     | 2   | 0    | 1999       | 2002      |                          |     |      |            |           |
| Houston                | 1   | 6    | 1962       | 1983      | Purdue                   | 1   | 1    | 1985       | 2001      |                          |     |      |            |           |

\*Record does not include one tie



Series Scores

| <b>AIR FORCE (1-1)</b>                |      |   |        |        |
|---------------------------------------|------|---|--------|--------|
| Dec. 29, 1980                         | TOL  | L | OT 46  | 48     |
| Dec. 7, 2003                          | H    | W | 68     | 49     |
| Key to Abbreviation: TOL—Toledo, Ohio |      |   |        |        |
| <b>ALABAMA (58-91)</b>                |      |   |        |        |
| Mar. 1, 1924                          | ATL* | L | 19     | 40     |
| Feb. 28, 1941                         | LOU+ | L | 16     | 38     |
| Dec. 21, 1948                         | BHAM | L | 45     | 46     |
| Jan. 5, 1949                          | H    | L | 38     | 45     |
| Jan. 27, 1949                         | A    | L | 37     | 39     |
| Dec. 20, 1949                         | H    | W | 45     | 40     |
| Jan. 28, 1950                         | A    | W | 66     | 58     |
| Feb. 18, 1950                         | H    | W | 67     | 58     |
| Dec. 19, 1950                         | A    | L | 46     | 70     |
| Jan. 18, 1951                         | H    | L | 64     | 65     |
| Feb. 10, 1951                         | A    | L | 44     | 63     |
| Feb. 2, 1952                          | H    | L | 60     | 62     |
| Feb. 23, 1952                         | A    | L | 50     | 63     |
| Feb. 28, 1952                         | LOU+ | L | 49     | 63     |
| Jan. 17, 1953                         | A    | L | 51     | 61     |
| Feb. 28, 1953                         | H    | W | 78     | 73     |
| Dec. 19, 1953                         | BHAM | L | 62     | 70     |
| Jan. 16, 1954                         | A    | L | 58     | 70     |
| Mar. 5, 1954                          | H    | L | 55     | 57     |
| Jan. 15, 1955                         | MONT | L | 78     | 99     |
| Mar. 5, 1955                          | MONT | L | 80     | 84     |
| Jan. 14, 1956                         | MONT | L | 77     | 86     |
| Mar. 2, 1956                          | MONT | L | 82     | 93     |
| Jan. 19, 1957                         | MONT | W | OT 92  | 88     |
| Mar. 1, 1957                          | MONT | L | 2OT 79 | 2OT 81 |
| Jan. 18, 1958                         | MONT | L | 65     | 83     |
| Mar. 1, 1958                          | MONT | W | 67     | 65     |
| Dec. 20, 1958                         | BHAM | W | 79     | 60     |
| Jan. 17, 1959                         | MONT | W | 57     | 55     |
| Feb. 28, 1959                         | MONT | W | 69     | 50     |
| Dec. 19, 1959                         | BHAM | W | 59     | 52     |
| Jan. 16, 1960                         | MONT | W | 69     | 66     |
| Feb. 27, 1960                         | MONT | W | OT 63  | OT 61  |
| Dec. 17, 1960                         | BHAM | W | 74     | 62     |
| Jan. 28, 1961                         | MONT | L | OT 66  | OT 71  |
| Mar. 4, 1961                          | MONT | W | 80     | 69     |
| Jan. 20, 1962                         | MONT | W | 60     | 50     |
| Mar. 4, 1962                          | MONT | W | 62     | 49     |
| Jan. 19, 1963                         | MONT | W | OT 81  | OT 78  |
| Mar. 2, 1963                          | MONT | W | OT 74  | OT 67  |
| Jan. 18, 1964                         | MONT | L | 72     | 86     |
| Feb. 29, 1964                         | MONT | W | 83     | 76     |
| Jan. 16, 1965                         | MONT | W | 93     | 68     |
| Mar. 6, 1965                          | MONT | W | 80     | 60     |
| Jan. 22, 1966                         | MONT | W | 90     | 71     |
| Mar. 5, 1966                          | MONT | L | 83     | 88     |
| Feb. 11, 1967                         | MONT | W | 66     | 63     |
| Mar. 3, 1967                          | MONT | W | OT 99  | OT 96  |
| Feb. 10, 1968                         | A    | L | 63     | 64     |
| Mar. 2, 1968                          | H    | W | 73     | 69     |
| Jan. 15, 1969                         | H    | W | 78     | 63     |
| Feb. 17, 1969                         | A    | W | 60     | 53     |
| Jan. 12, 1970                         | A    | W | 86     | 77     |
| Feb. 14, 1970                         | H    | W | 1211   | 78     |
| Jan. 11, 1971                         | H    | W | 83     | 72     |
| Feb. 13, 1971                         | A    | W | 92     | 76     |
| Jan. 22, 1972                         | A    | L | 66     | 89     |
| Feb. 19, 1972                         | H    | L | 78     | 79     |
| Jan. 20, 1973                         | H    | L | 64     | 76     |
| Feb. 17, 1973                         | A    | L | 75     | 87     |
| Feb. 2, 1974                          | H    | L | 64     | 73     |
| Mar. 4, 1974                          | A    | L | 84     | 97     |
| Feb. 1, 1975                          | A    | L | 53     | 77     |
| Mar. 8, 1975                          | H    | W | 76     | 70     |
| Jan. 10, 1976                         | H    | L | 62     | 63     |
| Feb. 7, 1976                          | A    | L | 75     | 86     |
| Jan. 3, 1977                          | H    | L | 71     | 74     |
| Mar. 5, 1977                          | A    | L | 77     | 81     |
| Jan. 28, 1978                         | H    | L | 74     | 81     |
| Feb. 25, 1978                         | A    | L | 86     | 89     |
| Jan. 20, 1979                         | H    | L | 76     | 83     |
| Feb. 17, 1979                         | A    | L | 73     | 80     |
| Jan. 23, 1980                         | H    | L | OT 46  | OT 50  |
| Feb. 20, 1980                         | A    | L | 47     | 59     |
| Jan. 28, 1981                         | A    | L | 73     | 83     |
| Feb. 25, 1981                         | H    | W | 56     | 54     |
| Jan. 27, 1982                         | H    | L | 65     | 67     |

|               |       |   |        |        |
|---------------|-------|---|--------|--------|
| Feb. 24, 1982 | A     | L | 72     | 74     |
| Jan. 5, 1983  | H     | W | 91     | 80     |
| Mar. 6, 1983  | A     | L | 78     | 86     |
| Mar. 10, 1983 | BHAM+ | L | 61     | 62     |
| Jan. 5, 1984  | A     | W | 91     | 86     |
| Mar. 3, 1984  | H     | W | 83     | 70     |
| Jan. 16, 1985 | H     | L | 55     | 60     |
| Feb. 16, 1985 | A     | L | 2OT 72 | 2OT 74 |
| Mar. 9, 1985  | BHAM+ | W | OT 53  | OT 49  |
| Jan. 16, 1986 | A     | L | 56     | 60     |
| Feb. 15, 1986 | H     | W | 71     | 69     |
| Jan. 22, 1987 | A     | L | 82     | 88     |
| Feb. 21, 1987 | H     | L | 75     | 77     |
| Mar. 7, 1987  | ATL+  | L | 68     | 87     |
| Jan. 27, 1988 | H     | W | 84     | 74     |
| Feb. 27, 1988 | A     | L | 77     | 82     |
| Jan. 28, 1989 | H     | L | 64     | 67     |
| Mar. 2, 1989  | A     | L | 58     | 74     |
| Jan. 27, 1990 | A     | L | 59     | 78     |
| Feb. 28, 1990 | H     | L | 65     | 80     |
| Mar. 10, 1990 | ORL+  | L | 71     | 87     |
| Jan. 3, 1991  | H     | L | 56     | 68     |
| Feb. 2, 1991  | A     | L | 80     | 88     |
| Mar. 9, 1991  | NASH+ | L | 59     | 77     |
| Jan. 18, 1992 | H     | W | 81     | 63     |
| Mar. 7, 1992  | A     | L | 80     | 82     |
| Jan. 27, 1993 | A     | L | 78     | 81     |
| Mar. 3, 1993  | H     | W | 78     | 70     |
| Jan. 25, 1994 | H     | L | 69     | 74     |
| Mar. 5, 1994  | A     | L | 68     | 83     |
| Mar. 11, 1994 | MEM+  | L | 55     | 83     |
| Feb. 1, 1995  | A     | L | 63     | 65     |
| Feb. 18, 1995 | H     | L | 73     | 86     |
| Jan. 10, 1996 | A     | L | 65     | 72     |
| Feb. 14, 1996 | H     | L | 72     | 75     |
| Jan. 28, 1997 | H     | W | 72     | 62     |
| Feb. 22, 1997 | A     | L | 50     | 55     |
| Jan. 18, 1998 | H     | W | 94     | 40     |
| Feb. 4, 1998  | A     | L | 62     | 76     |
| Jan. 23, 1999 | A     | W | 73     | 58     |
| Feb. 13, 1999 | H     | W | 102    | 61     |
| Mar. 5, 1999  | ATL+  | W | 93     | 61     |
| Feb. 2, 2000  | H     | W | 77     | 63     |
| Feb. 22, 2000 | A     | L | 64     | 68     |
| Jan. 27, 2001 | A     | L | 80     | 81     |
| Feb. 21, 2001 | H     | W | OT 72  | 69     |
| Jan. 12, 2002 | H     | W | 59     | 56     |
| Feb. 27, 2002 | A     | L | 68     | 73     |
| Jan. 18, 2003 | H     | W | 77     | 68     |
| Feb. 15, 2003 | A     | L | 68     | 84     |
| Jan. 17, 2004 | A     | L | 46     | 69     |
| Feb. 24, 2004 | H     | L | 71     | 72     |
| Jan. 26, 2005 | H     | L | 55     | 60     |
| Mar. 2, 2005  | A     | L | 53     | 94     |
| Jan. 11, 2006 | H     | L | 52     | 56     |
| Mar. 1, 2006  | A     | L | 61     | 71     |
| Jan. 23, 2007 | H     | W | 81     | 57     |
| Feb. 24, 2007 | A     | W | 86     | 77     |
| Jan. 26, 2008 | A     | L | 77     | 97     |
| Feb. 24, 2008 | H     | W | 88     | 76     |
| Jan. 17, 2009 | H     | W | 85     | 71     |
| Mar. 3, 2009  | A     | W | 77     | 73     |
| Jan. 30, 2010 | H     | W | 58     | 57     |
| Mar. 6, 2010  | A     | L | 61     | 73     |
| Jan. 22, 2011 | H     | L | 58     | 68     |
| Feb. 23, 2011 | A     | L | 49     | 51     |
| Feb. 7, 2012  | H     | L | 50     | 68     |
| Feb. 29, 2012 | A     | L | 49     | 55     |
| Feb. 6, 2013  | H     | W | 49     | 37     |
| Feb. 26, 2013 | A     | L | 43     | 61     |
| Jan. 30, 2014 | H     | W | 74     | 55     |
| Mar. 1, 2014  | A     | L | 57     | 73     |

\*Southern Conference Tournament  
 +SEC Tournament  
 Key to Abbreviations:  
 ATL—Atlanta, Ga.                      BHAM—Birmingham, Ala.  
 LOU—Louisville, Ky.                    MONT—Montgomery, Ala.  
 NASH—Nashville, Tenn.                ORL—Orlando, Fla.  
 MEM—Memphis, Tenn.

Series Notes  
 All Games at Auburn: Auburn leads 28-26  
 All Games at Auburn Arena: tied 2-2  
 All Games at BEMC: Auburn leads 22-20

All Games at Alabama: Alabama leads 46-8  
 All Games at Coleman Coliseum: Alabama leads 39-7  
 Anthony Grant vs. Auburn: 7-2  
 All Games at Neutral Sites: Auburn leads 22-19  
 All Games at Birmingham: Auburn leads 4-3  
 All Games at Montgomery: Auburn leads 17-9  
 SEC Tournament Games: Alabama leads 7-2  
 Current Series Streak: 1 by Alabama  
 Longest Auburn Streak: 8 ('57-'58/'60-'61)  
 Longest Alabama Streak: 11 ('75-'76/'80-'81)

| <b>ALABAMA A&amp;M (3-0)</b> |   |   |    |    |
|------------------------------|---|---|----|----|
| Dec. 22, 2007                | H | W | 67 | 56 |
| Dec. 29, 2008                | H | W | 82 | 40 |
| Dec. 1, 2009                 | A | W | 87 | 52 |

| <b>ALABAMA STATE (5-0)</b> |   |   |     |    |
|----------------------------|---|---|-----|----|
| Dec. 11, 1989              | H | W | 98  | 79 |
| Dec. 17, 1994              | H | W | 102 | 62 |
| Nov. 16, 2007              | A | W | 63  | 60 |
| Dec. 22, 2008              | H | W | 77  | 72 |
| Dec. 22, 2009              | H | W | 94  | 78 |

| <b>ALASKA-ANCHORAGE (0-1)</b>               |    |   |    |     |
|---|----|---|----|-----|
| Nov. 26, 1989                               | A* | L | 94 | 109 |
| * Great Alaska Shootout (Anchorage, Alaska) |    |   |    |     |

| <b>ALBANY YMCA (0-1)</b> |  |   |    |    |
|--------------------------|--|---|----|----|
| Dec. 19, 1924            |  | L | 21 | 28 |

| <b>APPALACHIAN STATE (1-0)</b> |   |   |    |    |
|--------------------------------|---|---|----|----|
| Nov. 29, 1976                  | H | W | 84 | 61 |

| <b>ARIZONA (1-0)</b>                       |     |   |    |    |
|--|-----|---|----|----|
| Mar. 14, 1986                              | LB* | W | 73 | 63 |
| *NCAA Tournament                           |     |   |    |    |
| Key to Abbreviation: LB—Long Beach, Calif. |     |   |    |    |

| <b>ARKANSAS (16-31)</b> |      |   |       |     |
|-------------------------|------|---|-------|-----|
| Dec. 27, 1967           | OKC  | W | 65    | 58  |
| Jan. 4, 1992            | A    | L | 92    | 110 |
| Feb. 26, 1992           | H    | L | 74    | 82  |
| Jan. 23, 1993           | A    | W | 100   | 89  |
| Mar. 6, 1993            | H    | W | 81    | 80  |
| Jan. 15, 1994           | H    | L | 105   | 117 |
| Feb. 26, 1994           | A    | L | 81    | 91  |
| Jan. 14, 1995           | H    | W | 104   | 90  |
| Mar. 4, 1995            | A    | L | 66    | 68  |
| Jan. 6, 1996            | H    | W | 101   | 76  |
| Feb. 17, 1996           | A    | L | 77    | 87  |
| Jan. 8, 1997            | H    | L | 55    | 56  |
| Feb. 11, 1997           | A    | L | 42    | 75  |
| Jan. 21, 1998           | H    | L | 65    | 79  |
| Feb. 21, 1998           | A    | L | 83    | 107 |
| Jan. 6, 1999            | H    | W | 83    | 66  |
| Feb. 24, 1999           | A    | L | 88    | 104 |
| Feb. 5, 2000            | H    | W | 73    | 55  |
| Mar. 5, 2000            | A    | L | 55    | 64  |
| Mar. 12, 2000           | ATL+ | L | 67    | 75  |
| Jan. 17, 2001           | A    | L | 72    | 82  |
| Feb. 14, 2001           | H    | W | 71    | 63  |
| Jan. 5, 2002            | H    | L | 77    | 83  |
| Feb. 2, 2002            | A    | L | 60    | 62  |
| Jan. 11, 2003           | A    | W | 52    | 37  |
| Mar. 5, 2003            | H    | W | 69    | 54  |
| Jan. 21, 2004           | H    | W | 70    | 63  |
| Feb. 4, 2004            | A    | L | 52    | 74  |
| Jan. 22, 2005           | A    | L | 59    | 95  |
| Mar. 5, 2005            | H    | W | 77    | 64  |
| Jan. 21, 2006           | H    | L | 52    | 68  |
| Feb. 11, 2006           | A    | L | 64    | 84  |
| Feb. 7, 2007            | A    | L | 57    | 65  |
| Feb. 21, 2007           | H    | W | 67    | 59  |
| Jan. 10, 2008           | H    | L | 70    | 76  |
| Mar. 8, 2008            | A    | L | 64    | 77  |
| Jan. 24, 2009           | A    | W | 73    | 51  |
| Feb. 11, 2009           | H    | W | 75    | 62  |
| Feb. 6, 2010            | A    | L | OT 79 | 82  |
| Feb. 20, 2010           | H    | W | 92    | 83  |
| Jan. 25, 2011           | A    | L | 64    | 73  |
| Feb. 26, 2011           | H    | L | 55    | 57  |
| Jan. 25, 2012           | A    | L | 53    | 56  |
| Feb. 25, 2012           | H    | L | 71    | 77  |



Series Scores

|               |   |   |        |    |
|---------------|---|---|--------|----|
| Jan. 16, 2013 | A | L | 2OT 80 | 88 |
| Feb. 13, 2013 | H | L | 75     | 83 |
| Ja. 25, 2014  | A | L | 67     | 86 |

+SEC Tournament Key to Abbreviation:  
OKC—Oklahoma City, Okla. ATL—Atlanta, Ga.

Series Notes

All Games at Auburn: Auburn leads 12-10  
All Games at Auburn Arena: Arkansas leads 3-0  
All Games at BEMC: Auburn leads 12-7  
All Games at Arkansas: Arkansas leads 20-3  
All Games at Bud Walton Arena: Arkansas leads 19-2  
Mike Anderson vs. Auburn: 5-0  
All Games at Neutral Sites: Series tied 1-1  
SEC Tournament Games: Arkansas leads 1-0  
Current Series Streak: 7 by Arkansas  
Longest Auburn Streak: 3 ('02-'03/'03-'04)  
Longest Arkansas Streak: 7 ('11-'14)

**ARKANSAS-LITTLE ROCK (1-0)**

|              |   |   |    |    |
|--------------|---|---|----|----|
| Dec. 5, 1996 | H | W | 75 | 63 |
|--------------|---|---|----|----|

**ARKANSAS-PINE BLUFF (5-0)**

|               |   |   |       |    |
|---------------|---|---|-------|----|
| Nov. 25, 1996 | H | W | 89    | 56 |
| Nov. 21, 1999 | H | W | 100   | 44 |
| Dec. 4, 2010  | H | W | 76    | 72 |
| Nov. 28, 2011 | H | W | 72    | 59 |
| Dec. 30, 2013 | H | W | 91-59 |    |

**ARKANSAS STATE (0-1)**

|              |     |        |    |    |
|--------------|-----|--------|----|----|
| Dec. 7, 1979 | COL | OT LOT | 62 | 69 |
|--------------|-----|--------|----|----|

Key to Abbreviation: COL—Columbia, Mo.

**ARMSTRONG STATE (3-0)**

|              |   |   |    |    |
|--------------|---|---|----|----|
| Dec. 6, 1980 | H | W | 79 | 70 |
| Dec. 3, 1984 | H | W | 80 | 47 |
| Dec. 1, 1986 | H | W | 94 | 54 |

**ATHENS COLLEGE (2-0)**

|               |   |   |    |    |
|---------------|---|---|----|----|
| Dec. 27, 1963 | H | W | 83 | 51 |
| Dec. 4, 1971  | H | W | 95 | 71 |

**ATLANTA ATHLETIC CLUB (1-13)**

|               |   |   |    |    |
|---------------|---|---|----|----|
| Feb. 16, 1906 | A | W | 28 | 17 |
| 1909-10       | A | L | 23 | 44 |
| 1911-12       | L | L | 22 | 60 |
| Jan. 11, 1913 | A | L | 30 | 62 |
| Jan. 10, 1914 | A | L | 20 | 70 |
| Jan. 18, 1915 | A | L | 29 | 43 |
| 1914-15       | A | L | 18 | 76 |
| 1918-19       | A | L | 23 | 40 |
| 1918-19       | L | L | 26 | 36 |
| 1919-20       | A | L | 19 | 57 |
| 1919-20       | H | L | 24 | 44 |
| Jan. 15, 1921 | A | L | 17 | 42 |
| Jan. 14, 1922 | A | L | 12 | 42 |
| Jan. 12, 1924 | L | L | 22 | 31 |

**AUGUST ATHLETIC ASSOCIATION (1-0)**

|               |   |   |    |   |
|---------------|---|---|----|---|
| Jan. 27, 1909 | H | W | 37 | 9 |
|---------------|---|---|----|---|

**AUGUST COLLEGE (1-0)**

|               |   |   |    |    |
|---------------|---|---|----|----|
| Dec. 18, 1986 | H | W | 89 | 66 |
|---------------|---|---|----|----|

**AUSTIN PEAY (4-0)**

|               |      |   |     |    |
|---------------|------|---|-----|----|
| Dec. 18, 1979 | BHAM | W | 65  | 61 |
| Dec. 20, 1980 | A    | W | 52  | 51 |
| Dec. 5, 1981  | H    | W | 67  | 56 |
| Dec. 11, 1986 | H    | W | 115 | 93 |

Key to Abbreviation: BHAM—Birmingham, Ala.

**BALL STATE (1-1)**

|              |   |   |    |    |
|--------------|---|---|----|----|
| Dec. 7, 1993 | H | W | 92 | 87 |
| Dec. 3, 1994 | A | L | 74 | 82 |

**BAYLOR (2-4)**

|               |     |   |    |    |
|---------------|-----|---|----|----|
| Dec. 27, 1948 | OKC | L | 44 | 59 |
| Dec. 20, 1957 | A   | L | 53 | 62 |
| Dec. 6, 1958  | H   | W | 71 | 60 |
| Dec. 9, 1995  | A   | W | 83 | 64 |
| Dec. 14, 1996 | H   | L | 63 | 68 |
| Mar. 24, 2009 | H*  | L | 72 | 74 |

Key to Abbreviation: \* National Invitation Tournament  
OKC—Oklahoma City, Okla.

**BELMONT (2-0)**

|               |   |   |    |    |
|---------------|---|---|----|----|
| Dec. 1, 1999  | H | W | 65 | 56 |
| Dec. 30, 2004 | H | W | 73 | 69 |

**BESSEMER ATHLETIC CLUB (4-4)**

|               |   |   |    |    |
|---------------|---|---|----|----|
| Feb. 16, 1908 | A | W | 34 | 13 |
| Jan. 16, 1909 | H | L | 14 | 17 |
| 1909-10       | H | W | 26 | 18 |
| 1909-10       | A | W | 23 | 10 |
| 1910-11       | W | W | 28 | 24 |
| 1911-12       | L | L | 19 | 20 |
| Feb. 5, 1913  | A | L | 9  | 31 |
| Jan. 30, 1914 | A | L | 27 | 68 |

**BETHUNE-COOKMAN (3-0)**

|               |   |   |    |    |
|---------------|---|---|----|----|
| Dec. 29, 1998 | H | W | 99 | 46 |
| Nov. 25, 2008 | H | W | 61 | 46 |
| Jan. 2, 2012  | H | W | 67 | 41 |

**BIRMINGHAM ATHLETIC CLUB (11-17-1)**

|               |   |          |    |    |
|---------------|---|----------|----|----|
| Mar. 16, 1906 | A | T        | 14 | 14 |
| Feb. 16, 1907 | A | L        | 23 | 29 |
| 1906-07       | L | L        | 20 | 21 |
| Feb. 8, 1908  | W | W        | 26 | 14 |
| Feb. 15, 1908 | L | L        | 21 | 25 |
| 1909-10       | A | L        | 31 | 33 |
| 1909-10       | H | W        | 31 | 19 |
| 1909-10       | A | W        | 26 | 19 |
| 1910-11       | L | L        | 19 | 53 |
| 1911-12       | L | L        | 26 | 35 |
| 1911-12       | L | L        | 9  | 27 |
| Feb. 6, 1913  | A | L        | 12 | 35 |
| Jan. 23, 1914 | H | L        | 19 | 42 |
| Jan. 20, 1918 | L | L        | 19 | 27 |
| Feb. 12, 1919 | L | L        | 22 | 38 |
| 1919-20       | H | W        | 27 | 21 |
| 1919-20       | A | W        | 25 | 20 |
| Feb. 12, 1921 | A | L        | 34 | 39 |
| Feb. 4, 1922  | A | W        | 29 | 19 |
| Feb. 18, 1922 | H | W        | 34 | 21 |
| 1922-23       | W | W        | 31 | 17 |
| 1922-23       | L | L        | 19 | 42 |
| Jan. 19, 1924 | W | W        | 44 | 23 |
| Feb. 16, 1924 | L | OT 32 OT | 36 |    |
| Feb. 14, 1925 | L | L        | 25 | 35 |
| Jan. 23, 1926 | A | L        | 27 | 44 |
| Feb. 13, 1926 | H | W        | 39 | 32 |
| 1928-29       | H | W        | 37 | 34 |
| 1928-29       | A | L        | 20 | 38 |

**BIRMINGHAM COLLEGE (2-0)**

|         |   |   |    |    |
|---------|---|---|----|----|
| 1917-18 | W | W | 27 | 24 |
| 1917-18 | W | W | 19 | 11 |

**BIRMINGHAM HIGH SCHOOL (2-2)**

|              |   |   |    |    |
|--------------|---|---|----|----|
| 1909-10      | H | W | 29 | 16 |
| 1910-11      | L | L | 21 | 28 |
| 1911-12      | W | W | 31 | 8  |
| Feb. 7, 1913 | A | L | 24 | 34 |

**BIRMINGHAM-SOUTHERN (22-4)**

|               |   |   |    |    |
|---------------|---|---|----|----|
| 1925-26       | A | W | 32 | 17 |
| Jan. 8, 1932  | A | W | 41 | 23 |
| Jan. 20, 1933 | A | L | 33 | 50 |
| Jan. 26, 1934 | H | L | 22 | 39 |
| Jan. 26, 1935 | H | L | 20 | 37 |
| Feb. 2, 1935  | A | L | 40 | 46 |
| Jan. 24, 1936 | A | W | 26 | 17 |
| Feb. 28, 1936 | N | W | 41 | 22 |
| Jan. 30, 1937 | A | W | 39 | 22 |
| Jan. 19, 1938 | A | W | 49 | 39 |
| Feb. 18, 1938 | A | W |    |    |
| Jan. 28, 1939 | H | W | 50 | 17 |
| Feb. 11, 1939 | H | W | 52 | 35 |
| Dec. 4, 1948  | A | W | 40 | 32 |
| Dec. 1, 1949  | H | W | 79 | 49 |
| Jan. 4, 1950  | A | W | 70 | 48 |
| Nov. 30, 1950 | A | W | 57 | 56 |
| Dec. 6, 1950  | H | W | 69 | 57 |
| Nov. 29, 1951 | A | W | 65 | 59 |
| Dec. 15, 1951 | H | W | 79 | 46 |

|               |   |   |    |    |
|---------------|---|---|----|----|
| Dec. 13, 1952 | A | W | 87 | 61 |
| Jan. 6, 1953  | H | W | 84 | 59 |
| Dec. 1, 1953  | H | W | 81 | 50 |
| Dec. 4, 1953  | A | W | 93 | 66 |
| Dec. 4, 1954  | H | W | 90 | 77 |
| Dec. 3, 1955  | H | W | 81 | 64 |
| Nov. 26, 1985 | H | W | 61 | 51 |

**BIRMINGHAM YMCA (0-2)**

|         |   |   |    |    |
|---------|---|---|----|----|
| 1909-10 | A | L | 12 | 23 |
| 1910-11 | L | L | 27 | 30 |

**BOSTON COLLEGE (2-1)**

|               |     |   |    |    |
|---------------|-----|---|----|----|
| Dec. 23, 1985 | ORL | W | 89 | 85 |
| Nov. 21, 2012 | A   | L | 49 | 50 |
| Dec. 22, 2013 | H   | W | 77 | 67 |

Key to Abbreviation: ORL—Orlando, Fla.

**BRADLEY (2-0)**

|               |      |   |    |    |
|---------------|------|---|----|----|
| Mar. 17, 1988 | ATL* | W | 90 | 86 |
| Dec. 16, 1999 | MOB  | W | 78 | 64 |

Key to Abbreviation: \*NCAA Tournament  
ATL—Atlanta, Ga. MOB—Mobile, Ala.

**BRIGHAM YOUNG (1-0)**

|               |   |   |    |    |
|---------------|---|---|----|----|
| Nov. 23, 1998 | H | W | 62 | 43 |
|---------------|---|---|----|----|

**BUFFALO (1-0)**

|               |      |   |    |    |
|---------------|------|---|----|----|
| Dec. 27, 1969 | BHAM | W | 84 | 61 |
|---------------|------|---|----|----|

Key to Abbreviation: BHAM—Birmingham, Ala.

**BUTLER (2-0)**

|              |   |   |    |    |
|--------------|---|---|----|----|
| Dec. 7, 1974 | A | W | 74 | 71 |
| Dec. 1, 1975 | H | W | 80 | 69 |

**CAMPBELL (0-1)**

|               |   |   |    |    |
|---------------|---|---|----|----|
| Nov. 20, 2010 | H | L | 54 | 61 |
|---------------|---|---|----|----|

**CAMP BENNING (6-4)**

|               |   |   |    |    |
|---------------|---|---|----|----|
| Jan. 25, 1919 | H | W | 68 | 9  |
| Jan. 17, 1921 | A | L | 11 | 19 |
| Feb. 14, 1922 | H | L | 17 | 30 |
| 1922-23       | W | W | 24 | 19 |
| Jan. 16, 1924 | W | W | 42 | 18 |
| Jan. 13, 1925 | H | L | 27 | 36 |
| Feb. 12, 1925 | A | W | 38 | 36 |
| 1928-29       | H | W | 40 | 38 |
| 1928-29       | A | L | 37 | 43 |
| 1930-31       | W | W | 54 | 13 |

**CAL STATE-CHICO (1-0)**

|               |   |   |     |    |
|---------------|---|---|-----|----|
| Dec. 21, 1981 | H | W | 104 | 61 |
|---------------|---|---|-----|----|

**CAL STATE-FULLERTON (1-0)**

|               |     |   |    |    |
|---------------|-----|---|----|----|
| Dec. 28, 1982 | SLC | W | 69 | 60 |
|---------------|-----|---|----|----|

Key to Abbreviation: SLC—Salt Lake City, Utah

**CENTENARY (1-0)**

|               |   |   |    |    |
|---------------|---|---|----|----|
| Dec. 21, 1992 | H | W | 86 | 61 |
|---------------|---|---|----|----|

**CENTRAL FLORIDA (4-1)**

|               |     |   |    |    |
|---------------|-----|---|----|----|
| Dec. 22, 1985 | A   | W | 78 | 49 |
| Dec. 29, 1988 | A   | W | 95 | 68 |
| Nov. 14, 1997 | A   | W | 70 | 63 |
| Nov. 19, 1998 | H   | W | 77 | 42 |
| Nov. 20, 2009 | DAY | L | 74 | 84 |

Key to Abbreviation: DAY—Daytona Beach, FL

**CENTRAL COLLEGE (0-1)**

|               |   |   |    |    |
|---------------|---|---|----|----|
| Jan. 31, 1921 | A | L | 24 | 42 |
|---------------|---|---|----|----|

**CHARLESTON SOUTHERN (3-0)**

|               |    |   |    |    |
|---------------|----|---|----|----|
| Dec. 30, 2006 | H  | W | 69 | 53 |
| Nov. 19, 2007 | A1 | W | 89 | 59 |
| Dec. 29, 2009 | H  | W | 77 | 62 |

A1—North Charleston (S.C.) Coliseum

**CHARLOTTE YMCA (0-1)**

|         |   |   |    |    |
|---------|---|---|----|----|
| 1919-20 | A | L | 30 | 36 |
|---------|---|---|----|----|

**THE CITADEL (1-1)**

|              |   |   |     |    |
|--------------|---|---|-----|----|
| Dec. 1, 1966 | A | W | 105 | 83 |
| Dec. 1, 1967 | H | L | 70  | 73 |



Series Scores

**CLEMSON (15-11)**

|               |      |   |    |    |
|---------------|------|---|----|----|
| 1919-20       | A    | W | 60 | 12 |
| Mar. 3, 1921  | ATL+ | W | 45 | 25 |
| Jan. 21, 1922 | H    | W | 32 | 19 |
| 1922-23       |      | L | 19 | 24 |
| Feb. 3, 1927  | H    | W | 45 | 26 |
| Feb. 4, 1927  | H    | W | 45 | 23 |
| Jan. 18, 1928 | H    | W | 56 | 26 |
| Jan. 19, 1928 | H    | W | 30 | 23 |
| Feb. 27, 1928 | ATL+ | W | 27 | 26 |
| Feb. 1, 1929  | A    | L | 20 | 46 |
| Jan. 10, 1930 | H    | L | 31 | 39 |
| Jan. 10, 1931 | H    | W | 44 | 20 |
| Jan. 26, 1931 | A    | L | 33 | 37 |
| 1935-36       | H    | L | 23 | 33 |
| 1935-36       | H    | L | 18 | 31 |
| Feb. 15, 1937 |      | W | 41 | 33 |
| Feb. 16, 1937 |      | W | 33 | 26 |
| Dec. 17, 1956 | CHAR | W | 89 | 64 |
| Dec. 27, 1964 | GRE  | L | 65 | 77 |
| Dec. 21, 1968 | BHAM | W | 92 | 72 |
| Dec. 4, 1969  | A    | W | 61 | 60 |
| Dec. 30, 1971 | GRE  | L | 67 | 77 |
| Nov. 30, 1973 | A    | L | 72 | 87 |
| Dec. 27, 1974 | MIN  | L | 59 | 63 |
| Mar. 18, 1993 | *A*  | L | 72 | 84 |
| Dec. 19, 2013 | H    | W | 66 | 64 |

\*National Invitation Tour. +Southern Conference Tour.  
 Key to Abbreviations: MIN—Minneapolis, Minn.  
 ATL—Atlanta, Ga. BHAM—Birmingham, Ala.  
 CHAR—Charlotte, N.C. GRE—Greenville, S.C.

**COASTAL CAROLINA (1-0)**

|               |   |   |    |    |
|---------------|---|---|----|----|
| Dec. 17, 1995 | H | W | 82 | 66 |
|---------------|---|---|----|----|

**COLLEGE OF CHARLESTON (3-0)**

|               |   |   |    |    |
|---------------|---|---|----|----|
| Nov. 17, 2003 | H | W | 66 | 62 |
| Dec. 7, 2004  | A | W | 76 | 61 |
| Nov. 16, 2012 | A | W | 55 | 51 |

**COLORADO (0-1)**

|               |      |   |    |    |
|---------------|------|---|----|----|
| Nov. 29, 1996 | HILO | L | 72 | 78 |
|---------------|------|---|----|----|

Key to Abbreviation: HILO—Hilo, Hawaii

**COLORADO STATE (2-2)**

|               |     |   |    |    |
|---------------|-----|---|----|----|
| Dec. 28, 1948 | OKC | L | 41 | 46 |
| Dec. 1, 2003  | H   | W | 84 | 54 |
| Nov. 30, 2004 | H   | W | 79 | 76 |
| Nov. 28, 2005 | A   | L | 67 | 77 |

Key to Abbreviation: OKC—Oklahoma City, Okla.

**COLUMBIA (2-0)**

|               |     |   |    |    |
|---------------|-----|---|----|----|
| Dec. 20, 1965 | TAM | W | 76 | 75 |
| Dec. 30, 1980 | TOL | W | 63 | 55 |

Key to Abbreviations:  
 TAM—Tampa, Fla. TOL—Toledo, Ohio

**COLUMBUS COLLEGE (2-0)**

|               |   |   |    |    |
|---------------|---|---|----|----|
| Nov. 28, 1983 | H | W | 58 | 54 |
| Nov. 26, 1984 | H | W | 91 | 56 |

**COLUMBUS YMCA (3-12)**

|               |   |   |    |    |
|---------------|---|---|----|----|
| Feb. 7, 1906  | H | L | 16 | 18 |
| Feb. 14, 1907 | H | W | 29 | 27 |
| Feb. 26, 1907 | A | W | 16 | 11 |
| 1907-08       |   | L | 32 | 37 |
| Mar. 2, 1908  | H | L | 19 | 33 |
| Jan. 8, 1909  | H | L | 14 | 41 |
| 1909-10       | A | L | 8  | 44 |
| 1909-10       | H | L | 16 | 42 |
| 1910-11       |   | L | 33 | 45 |
| 1911-12       |   | L | 12 | 19 |
| 1912-13       | H | L | 13 | 77 |
| Jan. 9, 1914  | A | L | 3  | 74 |
| Feb. 14, 1914 | H | L | 11 | 41 |
| Feb. 27, 1915 | A | L | 29 | 51 |
| Jan. 8, 1924  |   | W | 36 | 19 |

**CONNECTICUT (0-1)**

|               |      |   |    |    |
|---------------|------|---|----|----|
| Nov. 25, 1989 | ANCH | L | 81 | 95 |
|---------------|------|---|----|----|

Key to Abbreviation: ANCH—Anchorage, Alaska

**COPPIN STATE (1-0)**

|               |   |   |    |    |
|---------------|---|---|----|----|
| Dec. 13, 1999 | H | W | 63 | 35 |
|---------------|---|---|----|----|

**CREIGHTON (1-1)**

|               |       |   |    |    |
|---------------|-------|---|----|----|
| Dec. 28, 1976 | LOU   | L | 76 | 81 |
| Mar. 16, 2000 | MINN* | W | 72 | 69 |

Key to Abbreviation: \*NCAA Tournament  
 LOU—Louisville, Ky. MINN—Minneapolis, Minn.

**CUMBERLAND (0-1)**

|               |   |   |    |    |
|---------------|---|---|----|----|
| Jan. 23, 1913 | H | L | 19 | 35 |
|---------------|---|---|----|----|

**DARTMOUTH (1-0)**

|               |      |   |    |    |
|---------------|------|---|----|----|
| Dec. 20, 1969 | NASH | W | 85 | 76 |
|---------------|------|---|----|----|

Key to Abbreviation: NASH—Nashville, Tenn.

**DAVIDSON (1-0)**

|               |      |   |    |    |
|---------------|------|---|----|----|
| Dec. 28, 1951 | CHAR | W | 66 | 59 |
|---------------|------|---|----|----|

Key to Abbreviation: CHAR—Charlotte, N.C.

**DAYTON (0-4)**

|               |      |   |    |     |
|---------------|------|---|----|-----|
| Dec. 29, 1965 | NO   | L | 71 | 85  |
| Dec. 18, 1972 | A    | L | 63 | 106 |
| Nov. 28, 2008 | HE   | L | 59 | 606 |
| Nov. 18, 2012 | CHAS | L | 63 | 73  |

Key to Abbreviation:  
 NO—New-Orleans, La. HE—Hoffman Estates, Ill.  
 CHAS - Charleston, S.C.

**DELAWARE (2-0)**

|               |      |   |    |    |
|---------------|------|---|----|----|
| Dec. 22, 1984 | CHAT | W | 95 | 63 |
| Dec. 20, 2004 | CARO | W | 74 | 46 |

Key to Abbreviation: CHAT—Chattanooga, Tenn.  
 CARO—Carolina, Puerto Rico (San Juan Shootout)

**DENVER (1-0)**

|               |     |   |    |    |
|---------------|-----|---|----|----|
| Dec. 21, 2002 | CAG | W | 63 | 58 |
|---------------|-----|---|----|----|

Key to Abbreviation: CAG—Caguas, Puerto Rico

**DEPAUL (0-1)**

|               |   |   |    |    |
|---------------|---|---|----|----|
| NOV. 30, 2012 | H | L | 76 | 80 |
|---------------|---|---|----|----|

**DETROIT (1-0)**

|              |      |   |    |    |
|--------------|------|---|----|----|
| Dec. 9, 2000 | BHAM | W | 75 | 72 |
|--------------|------|---|----|----|

Key to Abbreviation: BHAM—Birmingham, Ala.

**DUKE (0-3)**

|               |    |   |    |    |
|---------------|----|---|----|----|
| Dec. 30, 1963 | NO | L | 67 | 84 |
| Dec. 26, 1975 | A  | L | 74 | 85 |
| Dec. 30, 1981 | A  | L | 71 | 72 |

Key to Abbreviation: NO—New Orleans, La.

**DUQUESNE (2-0)**

|               |      |   |    |    |
|---------------|------|---|----|----|
| Dec. 9, 1989  | BHAM | W | 79 | 74 |
| Dec. 13, 1990 | A    | W | 75 | 71 |

Key to Abbreviation: BHAM—Birmingham, Ala.

**EAST TENNESSEE STATE (1-0)**

|               |   |   |    |    |
|---------------|---|---|----|----|
| Nov. 17, 2006 | H | W | 64 | 58 |
|---------------|---|---|----|----|

**EASTERN ILLINOIS (1-0)**

|              |   |   |    |    |
|--------------|---|---|----|----|
| Dec. 7, 1972 | H | W | 82 | 75 |
|--------------|---|---|----|----|

**EASTERN KENTUCKY (3-1)**

|               |      |   |      |    |
|---------------|------|---|------|----|
| Dec. 17, 1955 | MONT | L | 71   | 93 |
| Dec. 19, 1983 | H    | W | 1000 | 60 |
| Dec. 15, 1986 | A    | W | 97   | 82 |
| Dec. 28, 1991 | CHAT | W | 1040 | 92 |

Key to Abbreviation:  
 CHAT—Chattanooga, Tenn. MONT—Montgomery, Ala.

**ECKERD (1-0)**

|               |   |   |      |    |
|---------------|---|---|------|----|
| Dec. 13, 1980 | H | W | 1066 | 66 |
|---------------|---|---|------|----|

**FAIRLEIGH DICKINSON (1-0)**

|              |   |   |    |    |
|--------------|---|---|----|----|
| Dec. 4, 1976 | H | W | 86 | 59 |
|--------------|---|---|----|----|

**FLORENCE STATE (3-0)**

|               |   |   |      |    |
|---------------|---|---|------|----|
| Dec. 27, 1958 | H | W | 1044 | 78 |
| Dec. 1, 1959  | H | W | 95   | 69 |
| Jan. 2, 1961  | H | W | 76   | 50 |

**FLORIDA (87-75)**

|               |   |   |    |    |
|---------------|---|---|----|----|
| Jan. 15, 1927 | H | W | 51 | 34 |
| Feb. 5, 1927  | A | W | 40 | 28 |

|               |   |   |       |       |
|---------------|---|---|-------|-------|
| Jan. 13, 1928 | A | W | 39    | 23    |
| Jan. 14, 1928 | A | W | 43    | 33    |
| Feb. 21, 1928 | H | W | 50    | 28    |
| Feb. 22, 1928 | H | W | 38    | 29    |
| Jan. 25, 1929 | A | L | 34    | 44    |
| Jan. 26, 1929 | A | W | 39    | 32    |
| Feb. 18, 1929 | H | L | 29    | 46    |
| Feb. 19, 1929 | H | W | 51    | 26    |
| Jan. 22, 1932 | A | W | 43    | 26    |
| Jan. 23, 1932 | A | W | 28    | 21    |
| Feb. 17, 1933 | H | W | 32    | 30    |
| Feb. 18, 1933 | H | W | 16    | 11    |
| Feb. 17, 1934 | A | L | 21    | 39    |
| Feb. 18, 1934 | A | W | 23    | 21    |
| Feb. 8, 1935  | H | L | 25    | 35    |
| Feb. 9, 1935  | H | W | 39    | 34    |
| Feb. 21, 1936 | A | W | 32    | 16    |
| Feb. 22, 1936 | A | L | 13    | 20    |
| Feb. 12, 1937 | H | W | 35    | 34    |
| Feb. 13, 1937 | H | W | 51    | 40    |
| Feb. 25, 1938 | A | L | 34    | 43    |
| Feb. 26, 1938 | A | L | 35    | 51    |
| Feb. 24, 1939 | H | W | 40    | 38    |
| Feb. 25, 1939 | H | L | 25    | 31    |
| Feb. 23, 1940 | H | L | 37    | 42    |
| Feb. 20, 1942 | H | W | 47    | 23    |
| Feb. 21, 1942 | H | W | 38    | 36    |
| Feb. 12, 1945 | A | L | 33    | 58    |
| Feb. 13, 1945 | A | W | 42    | 40    |
| Feb. 19, 1945 | H | W | 43    | 41    |
| Feb. 20, 1945 | H | L | 48    | 62    |
| Jan. 29, 1946 | H | W | 49    | 36    |
| Jan. 30, 1946 | H | W | 51    | 40    |
| Feb. 8, 1946  | A | W | 60    | 53    |
| Feb. 9, 1946  | A | L | 34    | 53    |
| Jan. 17, 1947 | A | L | 32    | 48    |
| Jan. 18, 1947 | A | L | 28    | 39    |
| Feb. 7, 1947  | H | L | 42    | 48    |
| Feb. 8, 1947  | H | W | 36    | 30    |
| Dec. 12, 1947 | A | W | 43    | 41    |
| Dec. 13, 1947 | A | L | 39    | 47    |
| Feb. 5, 1948  | H | W | 53    | 50    |
| Feb. 6, 1948  | H | L | 37    | 39    |
| Jan. 8, 1949  | A | L | 45    | 61    |
| Feb. 17, 1949 | H | W | 44    | 43    |
| Jan. 14, 1950 | H | W | 72    | 46    |
| Feb. 20, 1950 | A | L | 41    | 43    |
| Feb. 17, 1951 | A | L | 61    | 82    |
| Feb. 23, 1951 | H | W | OT 83 | OT 77 |
| Jan. 3, 1952  | A | L | 63    | 64    |
| Feb. 8, 1952  | H | W | 61    | 52    |
| Feb. 4, 1953  | H | L | 62    | 66    |
| Feb. 21, 1953 | A | L | 67    | 71    |
| Jan. 29, 1954 | A | W | 83    | 76    |
| Feb. 13, 1954 | H | W | 85    | 65    |
| Jan. 29, 1955 | H | W | 91    | 69    |
| Feb. 12, 1955 | A | W | 70    | 66    |
| Jan. 2, 1956  | H | W | 89    | 77    |
| Feb. 11, 1956 | H | W | 77    | 73    |
| Jan. 28, 1957 | H | W | 76    | 61    |
| Feb. 9, 1957  | A | W | 73    | 70    |
| Jan. 11, 1958 | A | L | 66    | 90    |
| Feb. 10, 1958 | H | W | 76    | 69    |
| Jan. 10, 1959 | A | W | 63    | 54    |
| Feb. 9, 1959  | H | W | 93    | 71    |
| Jan. 9, 1960  | A | W | 73    | 69    |
| Feb. 8, 1960  | H | W | 89    | 51    |
| Jan. 13, 1961 | A | L | 53    | 58    |
| Feb. 13, 1961 | H | L | 60    | 78    |
| Jan. 13, 1962 | A | L | 40    | 43    |
| Feb. 12, 1962 | H | W | 64    | 60    |
| Jan. 12, 1963 | A | W | 81    | 56    |
| Feb. 11, 1963 | H | W | 88    | 59    |
| Jan. 11, 1964 | A | L | 46    | 63    |
| Feb. 10, 1964 | H | W | 79    | 58    |
| Jan. 9, 1965  | H | W | 74    | 63    |
| Feb. 7, 1965  | A | W | 83    | 79    |
| Jan. 24, 1966 | H | L | 64    | 68    |
| Feb. 9, 1966  | A | W | 86    | 66    |
| Jan. 30, 1967 | H | W | 87    | 61    |
| Feb. 18, 1967 | A | L | 59    | 79    |
| Jan. 29, 1968 | A | L | 60    | 65    |
| Feb. 17, 1968 | H | W | 73    | 65    |





Series Scores

|               |       |   |       |      |
|---------------|-------|---|-------|------|
| Jan. 4, 1969  | A     | L | 59    | 68   |
| Feb. 8, 1969  | H     | W | OT 81 | 80   |
| Jan. 3, 1970  | H     | W | 91    | 75   |
| Feb. 7, 1970  | A     | L | 68    | 70   |
| Jan. 2, 1971  | A     | L | 60    | 66   |
| Feb. 6, 1971  | H     | W | 85    | 70   |
| Jan. 8, 1972  | H     | W | 79    | 74   |
| Feb. 12, 1972 | A     | W | 1033  | 1000 |
| Jan. 6, 1973  | A     | L | 55    | 65   |
| Feb. 10, 1973 | H     | L | OT 74 | 76   |
| Jan. 14, 1974 | H     | L | 81    | 92   |
| Feb. 16, 1974 | A     | L | 77    | 85   |
| Jan. 13, 1975 | A     | W | 84    | 68   |
| Feb. 15, 1975 | H     | W | 76    | 75   |
| Jan. 31, 1976 | A     | W | 92    | 86   |
| Feb. 28, 1976 | H     | W | 89    | 80   |
| Jan. 22, 1977 | H     | L | 73    | 77   |
| Feb. 19, 1977 | A     | L | 68    | 79   |
| Jan. 14, 1978 | A     | W | 81    | 72   |
| Feb. 11, 1978 | H     | W | 92    | 84   |
| Jan. 6, 1979  | H     | W | 91    | 86   |
| Feb. 3, 1979  | A     | W | OT 93 | 92   |
| Jan. 5, 1980  | H     | W | 82    | 62   |
| Feb. 2, 1980  | A     | L | 60    | 70   |
| Jan. 10, 1981 | A     | L | 59    | 63   |
| Feb. 7, 1981  | H     | L | 50    | 55   |
| Mar. 4, 1981  | BHAM* | L | OT 48 | 50   |
| Jan. 9, 1982  | H     | W | 80    | 60   |
| Feb. 6, 1982  | A     | L | 66    | 69   |
| Jan. 8, 1983  | A     | L | 75    | 92   |
| Feb. 5, 1983  | H     | W | 62    | 54   |
| Jan. 7, 1984  | H     | W | 82    | 66   |
| Feb. 5, 1984  | A     | W | 67    | 65   |
| Jan. 5, 1985  | H     | W | 80    | 74   |
| Feb. 6, 1985  | A     | W | OT 81 | 78   |
| Mar. 8, 1985  | BHAM* | W | 43    | 42   |
| Jan. 4, 1986  | A     | L | 59    | 62   |
| Feb. 6, 1986  | H     | W | 67    | 65   |
| Jan. 31, 1987 | H     | W | 81    | 68   |
| Feb. 9, 1987  | A     | W | 84    | 70   |
| Jan. 6, 1988  | H     | W | 72    | 67   |
| Feb. 6, 1988  | A     | W | 58    | 57   |
| Jan. 14, 1989 | H     | L | 75    | 79   |
| Feb. 15, 1989 | A     | L | 79    | 90   |
| Jan. 13, 1990 | A     | L | 62    | 84   |
| Feb. 14, 1990 | H     | W | 75    | 55   |
| Jan. 5, 1991  | A     | L | 82    | 84   |
| Feb. 6, 1991  | H     | L | OT 84 | 87   |
| Feb. 19, 1992 | A     | L | 81    | 92   |
| Jan. 6, 1993  | H     | L | 73    | 76   |
| Feb. 2, 1994  | A     | L | 67    | 68   |
| Jan. 25, 1995 | H     | W | 77    | 71   |
| Feb. 10, 1996 | A     | W | 73    | 70   |
| Jan. 11, 1997 | H     | W | 79    | 65   |
| Feb. 11, 1998 | A     | L | 64    | 81   |
| Mar. 5, 1998  | ATL*  | L | 64    | 68   |
| Jan. 16, 1999 | H     | W | 88    | 69   |
| Feb. 27, 2000 | A     | L | 59    | 88   |
| Mar. 10, 2000 | ATL*  | W | 78    | 70   |
| Jan. 24, 2001 | H     | L | 63    | 65   |
| Feb. 20, 2002 | A     | L | 61    | 89   |
| Mar. 7, 2002  | ATL*  | L | 63    | 81   |
| Mar. 1, 2003  | H     | L | 70    | 73   |
| Jan. 24, 2004 | A     | L | 52    | 68   |
| Jan. 12, 2005 | H     | L | OT 78 | 84   |
| Jan. 14, 2006 | A     | L | 57    | 69   |
| Jan. 27, 2007 | H     | L | 66    | 91   |
| Jan. 12, 2008 | A     | L | 56    | 72   |
| Jan. 14, 2009 | H     | L | 65    | 68   |
| Mar. 13, 2009 | TAM*  | W | 61    | 58   |
| Feb. 18, 2010 | A     | L | 70    | 78   |
| Mar. 11, 2010 | NASH* | L | 69    | 78   |
| Jan. 20, 2011 | H     | L | 40    | 45   |
| Feb. 21, 2012 | A     | L | 47    | 63   |
| Feb. 16, 2013 | H     | L | 52    | 83   |
| Jan. 18, 2014 | H     | L | 61    | 68   |
| Feb. 19, 2014 | A     | L | 66    | 71   |

Key to Abbreviation: \* SEC Tournament  
 BHAM—Birmingham, Ala. ATL—Atlanta, Ga  
 NASH—Nashville, TN.

Series Notes

All Games at Auburn: Auburn leads 54-25  
 All Games at Auburn Arena: Auburn trails 1-2

All Games at BEMC: Auburn leads 20-12  
 All Games at Florida: Florida leads 46-30  
 All Games at O'Connell Center: Florida leads 18-5  
 Billy Donovan vs. Auburn: 20-3  
 All Games at Neutral Sites: Florida leads 4-3  
 SEC Tournament Games: Florida leads 3-3  
 Current Series Streak: 7 by Florida  
 Longest Auburn Streak: 8 ('53-'54/'56-'57)  
 Longest Florida Streak: 10 (2000-01/2008-09)

FLORIDA A&M (8-0)

|               |   |   |    |    |
|---------------|---|---|----|----|
| Dec. 29, 1994 | A | W | 83 | 70 |
| Dec. 30, 1995 | A | W | 84 | 54 |
| Dec. 28, 1996 | A | W | 95 | 57 |
| Dec. 6, 1997  | H | W | 79 | 69 |
| Nov. 16, 1998 | H | W | 94 | 47 |
| Nov. 17, 2000 | H | W | 87 | 52 |
| Dec. 19, 2011 | H | W | 76 | 69 |
| Jan. 4, 2014  | H | W | 81 | 50 |

FLORIDA ATLANTIC (1-0)

|              |   |   |    |    |
|--------------|---|---|----|----|
| Feb. 5, 1994 | H | W | 91 | 78 |
|--------------|---|---|----|----|

FLORIDA INTERNATIONAL (2-0)

|               |   |   |      |    |
|---------------|---|---|------|----|
| Dec. 18, 1982 | H | W | 1155 | 77 |
| Nov. 30, 2001 | H | W | 67   | 55 |

FLORIDA STATE (23-8)

|               |       |   |       |    |
|---------------|-------|---|-------|----|
| Dec. 17, 1958 | H     | W | 95    | 74 |
| Dec. 29, 1958 | A     | W | 69    | 62 |
| Dec. 12, 1959 | H     | W | 62    | 58 |
| Dec. 28, 1959 | A     | W | 76    | 63 |
| Dec. 10, 1960 | H     | W | 74    | 57 |
| Jan. 17, 1961 | COL   | W | 74    | 67 |
| Dec. 9, 1961  | H     | L | 52    | 56 |
| Dec. 30, 1961 | A     | W | 62    | 57 |
| Dec. 8, 1962  | H     | W | 65    | 47 |
| Dec. 21, 1962 | A     | W | OT 77 | 70 |
| Dec. 7, 1963  | A     | L | 67    | 69 |
| Jan. 28, 1964 | H     | W | 63    | 59 |
| Dec. 5, 1964  | H     | W | 92    | 68 |
| Jan. 25, 1965 | A     | L | 55    | 58 |
| Dec. 21, 1965 | TAM   | W | 59    | 58 |
| Dec. 27, 1965 | PENSA | W | 80    | 64 |
| Dec. 27, 1966 | MOB   | W | 67    | 59 |
| Dec. 4, 1978  | H     | L | 70    | 71 |
| Feb. 4, 1980  | A     | L | 69    | 73 |
| Dec. 17, 1980 | BHAM  | W | 78    | 74 |
| Dec. 19, 1981 | A     | W | 77    | 76 |
| Dec. 1, 1982  | H     | W | 78    | 68 |
| Dec. 5, 1983  | A     | W | 76    | 69 |
| Dec. 3, 1989  | A     | L | 78    | 82 |
| Dec. 15, 1990 | H     | W | 99    | 96 |
| Dec. 6, 1998  | A     | W | 80    | 68 |
| Dec. 5, 1999  | H     | W | 55    | 54 |
| Dec. 17, 2009 | A     | L | 72    | 76 |
| Jan. 3, 2011  | H     | W | 65    | 60 |
| Jan. 4, 2012  | A     | L | 56    | 85 |
| Jan. 2, 2013  | H     | W | 78    | 72 |

Key to Abbreviations:

BHAM—Birmingham, Ala. COL—Columbus, Ga.  
 MOB—Mobile, Ala. MONT—Montgomery, Ala.  
 TAM—Tampa, Fla. PENSA—Pensacola, Fla.

FORDHAM (1-0)

|               |      |   |    |    |
|---------------|------|---|----|----|
| Dec. 30, 1993 | TUCS | W | 81 | 60 |
|---------------|------|---|----|----|

Key to Abbreviation: TUCS—Tucson, Ariz.

FURMAN (4-1)

|               |   |    |      |    |
|---------------|---|----|------|----|
| 1922-23       | L | 22 | 43   |    |
| Dec. 29, 1964 | A | W  | 1077 | 86 |
| Dec. 29, 1971 | A | W  | 1033 | 78 |
| Nov. 22, 2004 | H | W  | 85   | 74 |
| DEC. 15, 2012 | H | W  | 64   | 50 |

GARDNER-WEBB (1-0)

|               |   |   |    |    |
|---------------|---|---|----|----|
| Nov. 25, 2005 | H | W | 70 | 43 |
|---------------|---|---|----|----|

GEORGETOWN-KY. (1-0)

|              |   |   |    |    |
|--------------|---|---|----|----|
| Feb. 9, 1928 | H | W | 41 | 25 |
|--------------|---|---|----|----|

GEORGE WASHINGTON (2-1)

|              |     |   |    |    |
|--------------|-----|---|----|----|
| Dec. 8, 1979 | COL | L | 60 | 71 |
|--------------|-----|---|----|----|

|               |    |   |    |    |
|---------------|----|---|----|----|
| Dec. 2, 2007  | DC | W | 74 | 70 |
| Nov. 22, 2008 | H  | W | 83 | 71 |

Key: COL—Columbia, Mo. DC—Washington, D.C.

GEORGIA (89-90)

|               |       |   |       |    |
|---------------|-------|---|-------|----|
| 1907-08       | COL   | W | 34    | 20 |
| 1908-09       | A     | L | 37    | 48 |
| 1909-10       | A     | L | 35    | 40 |
| 1909-10       | H     | W | 56    | 21 |
| 1910-11       | A     | L | 24    | 26 |
| 1911-12       | A     | L | 19    | 40 |
| Jan. 10, 1913 | A     | L | 12    | 92 |
| Mar. 1, 1913  | H     | L | 21    | 67 |
| Jan. 16, 1914 | A     | L | 16    | 80 |
| Feb. 28, 1914 | H     | L | 15    | 46 |
| Feb. 7, 1916  | A     | L | 14    | 81 |
| Feb. 8, 1916  | H     | L | 18    | 45 |
| Jan. 19, 1917 | A     | L | 18    | 90 |
| Jan. 14, 1919 | A     | W | 25    | 20 |
| Jan. 29, 1919 | H     | W | 35    | 22 |
| 1919-20       | A     | L | 16    | 31 |
| 1919-20       | H     | W | 31    | 29 |
| Jan. 12, 1921 | H     | L | 22    | 31 |
| Feb. 5, 1921  | A     | L | 23    | 29 |
| Mar. 4, 1921  | ATL+  | L | 24    | 32 |
| 1921-22       | A     | L | 15    | 39 |
| 1921-22       | H     | L | 17    | 31 |
| 1922-23       | A     | L | 29    | 35 |
| 1922-23       | H     | W | 45    | 16 |
| Jan. 30, 1924 | H     | L | 17    | 32 |
| Feb. 5, 1924  | A     | L | 18    | 33 |
| Feb. 10, 1925 | A     | L | 17    | 40 |
| Feb. 17, 1925 | H     | L | 21    | 37 |
| Feb. 4, 1926  | A     | L | 28    | 49 |
| Feb. 3, 1928  | H     | W | 28    | 25 |
| Feb. 2, 1929  | A     | L | 31    | 39 |
| Mar. 1, 1929  | ATL+  | L | 24    | 42 |
| Jan. 29, 1930 | H     | L | 35    | 43 |
| Jan. 23, 1931 | A     | L | 27    | 30 |
| Feb. 28, 1931 | N+    | L | 27    | 31 |
| Feb. 15, 1932 | H     | W | 26    | 24 |
| Feb. 11, 1933 | A     | L | 21    | 22 |
| Feb. 10, 1934 | H     | W | 30    | 21 |
| Feb. 5, 1935  | A     | L | 29    | 33 |
| Feb. 15, 1936 | H     | W | 33    | 26 |
| Feb. 29, 1936 | N*    | W | 43    | 26 |
| 1936-37       | A     | L | 19    | 21 |
| Feb. 12, 1938 | H     | W | 34    | 27 |
| Feb. 4, 1939  | A     | L | 21    | 43 |
| Feb. 10, 1939 | H     | W | 34    | 29 |
| Feb. 3, 1940  | H     | L | 28    | 32 |
| Feb. 9, 1940  | H     | L | 47    | 48 |
| Feb. 28, 1940 | KNOX* | L | 41    | 48 |
| Feb. 8, 1941  | H     | W | 43    | 39 |
| Feb. 26, 1941 | A     | L | 31    | 36 |
| Feb. 6, 1942  | A     | W | 32    | 28 |
| Feb. 13, 1942 | H     | W | 53    | 41 |
| Feb. 5, 1943  | H     | W | 47    | 32 |
| Feb. 13, 1943 | A     | L | 31    | 51 |
| Jan. 18, 1945 | A     | L | 50    | 59 |
| Feb. 3, 1945  | H     | L | 43    | 59 |
| 1945-46       | A     | L | 37    | 38 |
| Jan. 21, 1946 | H     | W | 40    | 37 |
| Jan. 25, 1947 | H     | L | 40    | 44 |
| 1946-47       | A     | L | 45    | 60 |
| Jan. 16, 1948 | H     | W | 52    | 41 |
| Feb. 21, 1948 | A     | L | 36    | 74 |
| Jan. 14, 1949 | A     | L | 52    | 55 |
| 1948-49       | H     | W | 53    | 47 |
| Feb. 9, 1950  | H     | W | 67    | 54 |
| Feb. 25, 1950 | A     | W | 55    | 46 |
| Jan. 13, 1951 | H     | W | OT 69 | 68 |
| Jan. 27, 1951 | A     | W | 61    | 49 |
| Dec. 8, 1951  | A     | W | 62    | 48 |
| Jan. 26, 1952 | H     | W | 65    | 51 |
| Dec. 19, 1952 | BHAM  | W | 71    | 49 |
| Jan. 9, 1953  | A     | W | 64    | 59 |
| Jan. 21, 1953 | H     | W | 78    | 69 |
| Dec. 18, 1953 | BHAM  | W | 75    | 73 |
| Jan. 23, 1954 | A     | W | 81    | 66 |
| Feb. 15, 1954 | H     | W | 80    | 61 |
| Jan. 22, 1955 | A     | L | 83    | 88 |
| Jan. 31, 1955 | H     | W | 78    | 76 |



Series Scores

|               |       |   |        |        |
|---------------|-------|---|--------|--------|
| Jan. 21, 1956 | A     | W | 60     | 59     |
| Feb. 13, 1956 | H     | W | 96     | 80     |
| Jan. 12, 1957 | A     | L | 72     | 75     |
| Jan. 26, 1957 | H     | W | 73     | 66     |
| Jan. 25, 1958 | COL   | W | 90     | 62     |
| Feb. 8, 1958  | H     | W | 75     | 73     |
| Jan. 24, 1959 | A     | W | 81     | 61     |
| Feb. 7, 1959  | H     | W | 95     | 69     |
| Jan. 23, 1960 | A     | L | 59     | 68     |
| Feb. 6, 1960  | H     | W | 72     | 45     |
| Jan. 21, 1961 | COL   | W | 78     | 68     |
| Feb. 11, 1961 | H     | W | 73     | 69     |
| Jan. 27, 1962 | COL   | W | 83     | 47     |
| Feb. 10, 1962 | H     | W | 74     | 49     |
| Jan. 26, 1963 | A     | W | 78     | 62     |
| Feb. 9, 1963  | H     | W | OT 70  | 67     |
| Jan. 25, 1964 | A     | W | 85     | 77     |
| Feb. 8, 1964  | H     | L | 67     | 71     |
| Jan. 23, 1965 | H     | W | 95     | 65     |
| Feb. 6, 1965  | A     | L | 60     | 62     |
| Feb. 16, 1966 | A     | L | 74     | 83     |
| Feb. 23, 1966 | H     | W | 74     | 63     |
| Jan. 28, 1967 | H     | W | 73     | 64     |
| Feb. 1, 1967  | A     | W | 62     | 49     |
| Jan. 27, 1968 | A     | L | 74     | 76     |
| Jan. 31, 1968 | H     | W | 62     | 56     |
| Jan. 6, 1969  | A     | L | 69     | 74     |
| Jan. 20, 1969 | H     | L | 84     | 85     |
| Jan. 5, 1970  | H     | L | 64     | 68     |
| Jan. 19, 1970 | A     | L | 67     | 71     |
| Jan. 4, 1971  | A     | W | 79     | 58     |
| Jan. 18, 1971 | H     | L | 76     | 77     |
| Jan. 10, 1972 | H     | W | 99     | 93     |
| Jan. 24, 1972 | A     | L | 72     | 79     |
| Jan. 8, 1973  | A     | L | OT 72  | 84     |
| Jan. 22, 1973 | H     | L | 64     | 68     |
| Jan. 28, 1974 | A     | L | 82     | 85     |
| Mar. 2, 1974  | H     | W | 97     | 84     |
| Jan. 27, 1975 | H     | W | 65     | 64     |
| Mar. 1, 1975  | A     | L | OT 90  | 93     |
| Jan. 17, 1976 | A     | W | 94     | 70     |
| Feb. 14, 1976 | H     | W | 88     | 79     |
| Jan. 10, 1977 | A     | W | 95     | 71     |
| Feb. 7, 1977  | H     | W | 83     | 74     |
| Jan. 2, 1978  | A     | W | 76     | 69     |
| Mar. 4, 1978  | H     | W | 81     | 80     |
| Jan. 11, 1979 | A     | W | 84     | 77     |
| Feb. 22, 1979 | H     | W | 73     | 68     |
| Mar. 1, 1979  | BHAM* | W | 4OT 95 | 4OT 91 |
| Jan. 19, 1980 | H     | W | 58     | 53     |
| Feb. 16, 1980 | A     | W | OT 69  | 65     |
| Feb. 27, 1980 | BHAM* | W | 79     | 71     |
| Jan. 24, 1981 | A     | L | 63     | 67     |
| Feb. 21, 1981 | H     | L | 65     | 76     |
| Jan. 23, 1982 | H     | W | 82     | 74     |
| Feb. 20, 1982 | A     | L | 56     | 57     |
| Jan. 22, 1983 | H     | W | 66     | 64     |
| Feb. 19, 1983 | A     | L | 60     | 67     |
| Jan. 22, 1984 | A     | L | 86     | 90     |
| Feb. 18, 1984 | H     | W | 81     | 63     |
| Jan. 19, 1985 | A     | L | 80     | 97     |
| Feb. 21, 1985 | H     | L | 84     | 86     |
| Jan. 18, 1986 | H     | W | 84     | 69     |
| Feb. 19, 1986 | A     | W | OT 87  | 86     |
| Jan. 7, 1987  | H     | W | OT 62  | 58     |
| Feb. 7, 1987  | A     | L | 71     | 75     |
| Jan. 13, 1988 | A     | L | 68     | 87     |
| Feb. 13, 1988 | H     | W | 64     | 57     |
| Mar. 11, 1988 | BR*   | L | 60     | 65     |
| Feb. 2, 1989  | H     | L | 62     | 75     |
| Mar. 4, 1989  | A     | L | 76     | 80     |
| Jan. 31, 1990 | A     | L | 75     | 88     |
| Mar. 3, 1990  | H     | L | 79     | 94     |
| Jan. 23, 1991 | A     | W | 2OT 59 | 2OT 58 |
| Feb. 23, 1991 | H     | L | 77     | 86     |
| Feb. 1, 1992  | H     | W | 89     | 84     |
| Feb. 6, 1993  | A     | L | 69     | 96     |
| Jan. 5, 1994  | H     | L | OT 80  | 83     |
| Jan. 21, 1995 | A     | L | 77     | 83     |
| Jan. 13, 1996 | H     | W | 89     | 86     |
| Jan. 25, 1997 | A     | L | 48     | 53     |
| Jan. 3, 1998  | H     | W | 73     | 62     |
| Jan. 30, 1999 | A     | W | 85     | 74     |

|               |      |   |       |    |
|---------------|------|---|-------|----|
| Jan. 8, 2000  | H    | W | 67    | 52 |
| Jan. 10, 2001 | A    | L | OT 80 | 85 |
| Feb. 9, 2002  | H    | W | 75    | 72 |
| Jan. 25, 2003 | A    | L | 79    | 85 |
| Feb. 7, 2004  | H    | W | 57    | 54 |
| Mar. 11, 2004 | ATL* | L | 59    | 73 |
| Feb. 19, 2005 | A    | L | 45    | 57 |
| Jan. 28, 2006 | H    | W | 66    | 65 |
| Feb. 17, 2007 | A    | L | 79    | 86 |
| Mar. 8, 2007  | ATL* | L | 65    | 80 |
| Mar. 5, 2008  | H    | L | 54    | 59 |
| Feb. 18, 2009 | A    | W | 71    | 59 |
| Feb. 10, 2010 | H    | W | 82    | 63 |
| Feb. 5, 2011  | A    | L | OT 72 | 81 |
| Mar. 10, 2011 | ATL* | L | 51    | 69 |
| Feb. 1, 2012  | H    | W | 59    | 51 |
| Jan. 30, 2013 | A    | L | 49    | 57 |
| Feb. 1, 2014  | H    | W | 74    | 67 |

\*SEC Tournament +Southern Conference Tournament  
 Key to Abbreviations: KNOX—Knoxville, Tenn.  
 ATL—Atlanta, Ga. BHAM—Birmingham, Ala.  
 BR—Baton Rouge, La. COL—Columbus, Ga.

Series Notes

All Games at Auburn: Auburn leads 58-22  
 All Games at Auburn Arena: Auburn leads 2-0  
 All Games at BEMC: Auburn leads 22-11  
 All Games at Georgia: Georgia leads 60-22  
 All Games at Stegeman Coliseum: Georgia leads 26-11  
 Mark Fox vs. Auburn: 3-2  
 All Games at Neutral Sites: Auburn leads 9-8  
 SEC Tournament Games: Georgia leads 5-3  
 Current Series Streak: 1 by Auburn  
 Longest Auburn Streak: 13 ('48-'49/'53-'54)  
 Longest Georgia Streak: 9 ('10-'11/'16-'17)

GEORGIA SOUTHERN (6-0)

|               |     |   |       |    |
|---------------|-----|---|-------|----|
| Dec. 21, 1964 | H   | W | 80    | 64 |
| Dec. 2, 1994  | MUN | W | 77    | 45 |
| Dec. 19, 2000 | H   | W | 93    | 79 |
| Jan. 2, 2010  | H   | W | 95    | 75 |
| Dec. 29, 2010 | H   | W | OT 88 | 84 |
| Dec. 30, 2011 | H   | W | 78    | 75 |

MUN—Muncie, Ind. (Cardinal Varsity Club Classic)

GEORGIA STATE (5-1)

|               |   |   |     |    |
|---------------|---|---|-----|----|
| Nov. 29, 1988 | H | W | 74  | 70 |
| Feb. 5, 1990  | A | W | 79  | 66 |
| Nov. 26, 1990 | H | W | 83  | 65 |
| Dec. 7, 1996  | H | W | 66  | 48 |
| Nov. 26, 2002 | H | W | 100 | 71 |
| Dec. 22, 2003 | H | L | 72  | 77 |

GEORGIA TECH (53-61)

|               |      |   |       |    |
|---------------|------|---|-------|----|
| Feb. 17, 1906 | A    | W | 26    | 6  |
| Feb. 4, 1909  | A    | W | 24    | 8  |
| Feb. 12, 1913 | A    | W | 36    | 27 |
| Feb. 22, 1913 | H    | W | 23    | 19 |
| Feb. 20, 1914 | A    | L | 12    | 50 |
| Feb. 23, 1914 | H    | L | 6     | 21 |
| Jan. 22, 1920 | A    | W | 29    | 24 |
| Mar. 9, 1920  | H    | W | 26    | 17 |
| Jan. 22, 1921 | A    | W | 30    | 28 |
| Jan. 28, 1922 | A    | L | 17    | 35 |
| Feb. 11, 1922 | H    | W | 29    | 26 |
| Jan. 12, 1923 | A    | L | 17    | 35 |
| Feb. 23, 1923 | H    | W | 29    | 26 |
| Jan. 11, 1924 | A    | L | 24    | 39 |
| Feb. 9, 1924  | H    | L | 18    | 33 |
| Feb. 29, 1924 | ATL* | W | 35    | 29 |
| Jan. 17, 1925 | H    | L | 21    | 28 |
| Feb. 7, 1925  | A    | W | 15    | 14 |
| Jan. 9, 1926  | H    | W | 32    | 28 |
| Feb. 19, 1926 | A    | L | 18    | 28 |
| Jan. 5, 1927  | A    | L | OT 20 | 22 |
| Feb. 12, 1927 | H    | W | 42    | 24 |
| Jan. 7, 1928  | H    | W | 56    | 29 |
| Feb. 28, 1928 | A    | W | 30    | 29 |
| Feb. 6, 1929  | A    | L | 25    | 42 |
| Feb. 16, 1929 | H    | L | 41    | 46 |
| Feb. 18, 1930 | H    | L | 34    | 47 |
| Feb. 19, 1930 | A    | L | 29    | 40 |
| Jan. 28, 1931 | H    | L | 33    | 37 |
| Feb. 24, 1931 | A    | L | 22    | 47 |

|               |      |   |       |    |
|---------------|------|---|-------|----|
| Jan. 12, 1932 | H    | W | 25    | 22 |
| Feb. 13, 1932 | A    | L | 28    | 36 |
| Feb. 15, 1933 | H    | L | 20    | 29 |
| Feb. 20, 1933 | A    | L | 18    | 29 |
| Jan. 11, 1934 | H    | L | 26    | 28 |
| Feb. 14, 1934 | A    | L | 20    | 24 |
| Feb. 6, 1935  | A    | L | 24    | 25 |
| Feb. 13, 1935 | H    | L | 19    | 34 |
| Feb. 4, 1936  | H    | W | 31    | 28 |
| Feb. 19, 1936 | A    | L | 22    | 46 |
| Feb. 11, 1937 | A    | L | 28    | 42 |
| Feb. 27, 1937 | H    | L | 33    | 35 |
| Jan. 28, 1938 | A    | L |       |    |
| Feb. 14, 1938 | A    | L | 42    | 43 |
| Feb. 28, 1938 | A    | L | 32    | 54 |
| Feb. 22, 1939 | H    | W | 38    | 24 |
| Feb. 27, 1939 | A    | W | 49    | 33 |
| Feb. 6, 1940  | A    | L | 31    | 53 |
| Feb. 21, 1940 | H    | W | OT 39 | 38 |
| Feb. 1, 1941  | A    | L | 39    | 48 |
| Feb. 5, 1941  | H    | W | 51    | 45 |
| Jan. 31, 1942 | A    | L | 42    | 48 |
| Feb. 3, 1942  | H    | W | 43    | 38 |
| Jan. 22, 1943 | H    | L | 32    | 59 |
| Jan. 30, 1943 | A    | L | 21    | 53 |
| Jan. 20, 1945 | H    | L | 41    | 74 |
| Feb. 17, 1945 | A    | L | 39    | 53 |
| Jan. 4, 1946  | A    | L | 22    | 45 |
| Jan. 16, 1946 | H    | L | 26    | 53 |
| Jan. 15, 1947 | H    | L | 42    | 55 |
| Jan. 29, 1947 | A    | L | 49    | 65 |
| Jan. 30, 1948 | H    | W | 38    | 31 |
| Feb. 25, 1948 | A    | L | 43    | 50 |
| Jan. 11, 1949 | H    | W | 41    | 33 |
| Feb. 23, 1949 | A    | L | 57    | 66 |
| Jan. 10, 1950 | A    | L | 49    | 65 |
| Feb. 22, 1950 | H    | L | 53    | 61 |
| Jan. 31, 1951 | A    | L | 44    | 64 |
| Feb. 14, 1951 | H    | W | 75    | 63 |
| Dec. 29, 1951 | CHAR | L | 62    | 79 |
| Jan. 9, 1952  | A    | L | 54    | 56 |
| Feb. 13, 1952 | H    | L | 50    | 58 |
| Dec. 10, 1952 | H    | W | 71    | 61 |
| Jan. 14, 1953 | A    | L | 61    | 79 |
| Dec. 12, 1953 | MONT | W | 83    | 56 |
| Jan. 20, 1954 | H    | W | 80    | 56 |
| Feb. 8, 1954  | A    | W | 59    | 53 |
| Jan. 26, 1955 | H    | L | 70    | 73 |
| Feb. 7, 1955  | A    | L | 67    | 75 |
| Feb. 7, 1956  | H    | W | OT 77 | 74 |
| Jan. 22, 1957 | H    | L | 74    | 81 |
| Feb. 4, 1957  | A    | L | OT 67 | 76 |
| Jan. 22, 1958 | A    | W | 80    | 72 |
| Feb. 3, 1958  | H    | W | 99    | 78 |
| Jan. 21, 1959 | H    | W | 66    | 55 |
| Feb. 3, 1959  | A    | W | 51    | 40 |
| Jan. 19, 1960 | A    | W | 66    | 59 |
| Feb. 2, 1960  | H    | W | 48    | 45 |
| Jan. 24, 1961 | H    | L | OT 43 | 48 |
| Feb. 7, 1961  | A    | W | 38    | 36 |
| Jan. 23, 1962 | A    | W | 52    | 40 |
| Feb. 5, 1962  | H    | W | 48    | 39 |
| Jan. 22, 1963 | A    | L | 64    | 69 |
| Feb. 3, 1964  | H    | L | 57    | 62 |
| Dec. 1, 1964  | A    | W | 60    | 52 |
| Feb. 26, 1965 | H    | L | 54    | 59 |
| Dec. 18, 1965 | A    | W | 79    | 74 |
| Feb. 19, 1966 | H    | W | 90    | 73 |
| Dec. 21, 1966 | A    | L | OT 76 | 78 |
| Dec. 16, 1967 | A    | W | 63    | 52 |
| Feb. 24, 1969 | H    | W | 87    | 85 |
| Jan. 17, 1970 | A    | L | 74    | 86 |
| Dec. 19, 1970 | A    | L | 76    | 87 |
| Jan. 14, 1971 | A    | L | 81    | 90 |
| Dec. 11, 1971 | A    | W | 76    | 62 |
| Feb. 15, 1972 | H    | W | 91    | 77 |
| Nov. 25, 1972 | A    | L | 83    | 90 |
| Feb. 26, 1973 | H    | W | 79    | 69 |
| Dec. 13, 1973 | A    | W | 88    | 86 |
| Feb. 27, 1974 | H    | W | 92    | 70 |
| Jan. 15, 1975 | A    | W | 87    | 75 |
| Feb. 11, 1976 | H    | W | 72    | 51 |
| Feb. 1, 1978  | A    | W | 77    | 72 |



Series Scores

|               |      |   |    |    |
|---------------|------|---|----|----|
| Dec. 21, 1978 | BHAM | W | 60 | 57 |
| Dec. 30, 1987 | A    | L | 72 | 83 |

Key to Abbreviations: \*Southern Conference Tournament  
 BHAM—Birmingham, Ala. MONT—Montgomery, Ala.  
 CHAR—Charlotte, N.C.

**GEORGIA SOUTHWESTERN (1-0)**

|               |   |   |    |    |
|---------------|---|---|----|----|
| Nov. 30, 2010 | H | W | 78 | 50 |
|---------------|---|---|----|----|

**GRAMBLING STATE (5-0)**

|               |       |   |     |    |
|---------------|-------|---|-----|----|
| Dec. 14, 1987 | H     | W | 98  | 59 |
| Dec. 5, 2000  | H     | W | 104 | 60 |
| Nov. 29, 2003 | HUNTS | W | 105 | 56 |
| Dec. 31, 2010 | H     | W | 63  | 45 |
| DEC. 11, 2012 | H     | W | 92  | 42 |

Key to Abbreviations: HUNTS—Huntsville, Ala.

**GUNTER FIELD (1-1)**

|         |   |    |    |
|---------|---|----|----|
| 1944-45 | L | 40 | 44 |
| 1944-45 | W | 52 | 39 |

**HAWAII (2-0)**

|               |    |   |    |    |
|---------------|----|---|----|----|
| Nov. 29, 1998 | A* | W | 84 | 57 |
| Dec. 22, 2011 | A# | W | 65 | 62 |

\* United Airlines Tip-Off Classic (Honolulu, Hawaii)  
 #Hawaiian Airlines Diamond Head Classic (Honolulu, HI)

**HAWAII-HILO (1-0)**

|               |   |   |       |    |
|---------------|---|---|-------|----|
| Nov. 30, 1996 | A | W | OT 98 | 92 |
|---------------|---|---|-------|----|

**HIGH POINT (2-0)**

|               |   |   |    |    |
|---------------|---|---|----|----|
| Nov. 16, 2001 | H | W | 63 | 59 |
| Nov. 25, 2009 | H | W | 75 | 54 |

**HOUSTON (1-6)**

|               |    |   |       |       |
|---------------|----|---|-------|-------|
| Dec. 23, 1961 | A  | L | 49    | 54    |
| Dec. 29, 1962 | NO | W | OT 71 | OT 69 |
| Dec. 15, 1964 | A  | L | 48    | 50    |
| Dec. 30, 1965 | NO | L | 76    | 89    |
| Dec. 21, 1970 | A  | L | 76    | 79    |
| Dec. 1, 1977  | H  | L | 87    | 88    |
| Dec. 8, 1982  | A  | L | 65    | 77    |

Key to Abbreviation: NO—New Orleans, La.

**HUNTINGDON (1-0)**

|              |   |   |    |    |
|--------------|---|---|----|----|
| Dec. 3, 1960 | H | W | 66 | 44 |
|--------------|---|---|----|----|

**ILLINOIS (0-3)**

|               |     |   |        |        |
|---------------|-----|---|--------|--------|
| Dec. 12, 1987 | A   | L | OT 103 | OT 107 |
| Dec. 29, 2012 | CHI | L | 79     | 81     |
| Dec. 8, 2013  | ATL | L | 62     | 81     |

Key to Abbreviation: CHI—Chicago, Ill. (United Center)  
 ATL—Atlanta, Ga. (Philips Arena)

**ILLINOIS WESLEYAN (1-0)**

|         |   |    |    |
|---------|---|----|----|
| 1947-48 | W | 44 | 42 |
|---------|---|----|----|

**INDIANA (0-1)**

|               |       |   |    |     |
|---------------|-------|---|----|-----|
| Mar. 14, 1987 | INDY* | L | 90 | 107 |
|---------------|-------|---|----|-----|

\*NCAA Tournament  
 Key to Abbreviation: INDY—Indianapolis, Ind.

**IPFW (1-0)**

|              |   |   |    |    |
|--------------|---|---|----|----|
| Nov. 9, 2012 | H | W | 61 | 50 |
|--------------|---|---|----|----|

**IUPUI (1-0)**

|               |     |   |    |    |
|---------------|-----|---|----|----|
| Nov. 21, 2009 | DAY | W | 80 | 65 |
|---------------|-----|---|----|----|

Key to Abbreviation: Day—Daytona Beach, Fla.

**IONA (1-1)**

|               |   |   |    |      |
|---------------|---|---|----|------|
| Dec. 17, 1977 | A | L | 82 | 1055 |
| Dec. 9, 1978  | H | W | 74 | 66   |

**IOWA STATE (1-2)**

|               |       |   |    |    |
|---------------|-------|---|----|----|
| Dec. 28, 1986 | ELP   | W | 89 | 87 |
| Mar. 18, 2000 | MINN* | L | 60 | 79 |
| Dec. 2, 2013  | A     | L | 70 | 99 |

Key to Abbreviation: \*NCAA Tournament  
 ELP—El Paso, Texas MINN—Minneapolis, Minn.

**JACKSON STATE (1-0)**

|               |   |   |    |    |
|---------------|---|---|----|----|
| Dec. 17, 1988 | H | W | 74 | 51 |
|---------------|---|---|----|----|

**JACKSONVILLE (3-2)**

|               |      |   |    |    |
|---------------|------|---|----|----|
| Dec. 11, 1965 | H    | W | 77 | 69 |
| Dec. 1, 1973  | CLEM | L | 78 | 90 |
| Nov. 26, 1976 | BHAM | W | 92 | 67 |
| Feb. 21, 1977 | A    | W | 80 | 66 |
| Nov. 27, 2010 | H    | L | 55 | 69 |

Key to Abbreviations:  
 BHAM—Birmingham, Ala. CLEM—Clemson, S.C.

**JACKSONVILLE NAVY (0-2)**

|               |   |   |    |    |
|---------------|---|---|----|----|
| Feb. 9, 1945  | A | L | 43 | 80 |
| Feb. 10, 1945 | A | L | 23 | 51 |

**JACKSONVILLE STATE (13-0)**

|               |   |   |      |    |
|---------------|---|---|------|----|
| Dec. 11, 1954 | H | W | 78   | 67 |
| Jan. 28, 1956 | H | W | 73   | 64 |
| Dec. 4, 1956  | H | W | 72   | 65 |
| Dec. 3, 1957  | H | W | 89   | 50 |
| Dec. 2, 1958  | H | W | 1111 | 54 |
| Dec. 4, 1961  | H | W | 73   | 37 |
| Dec. 11, 1965 | H | W | 78   | 50 |
| Nov. 30, 1995 | H | W | 91   | 74 |
| Dec. 16, 1997 | H | W | 89   | 61 |
| Nov. 19, 2000 | H | W | 91   | 51 |
| Nov. 18, 2001 | H | W | 75   | 53 |
| Dec. 31, 2005 | H | W | 87   | 83 |
| Nov. 19, 2013 | H | W | 78   | 54 |

**JAMES MADISON (2-1)**

|               |      |   |    |    |
|---------------|------|---|----|----|
| Feb. 12, 1992 | H    | W | 87 | 71 |
| Dec. 5, 1992  | A    | L | 80 | 89 |
| Nov. 25, 1995 | SANJ | W | 82 | 71 |

Key to Abbreviations: SANJ—San Juan, P.R.

**KANSAS (1-0)**

|               |     |   |    |    |
|---------------|-----|---|----|----|
| Mar. 16, 1985 | SB* | W | 66 | 64 |
|---------------|-----|---|----|----|

\*NCAA Tournament  
 Key to Abbreviation: SB—South Bend, Ind.

**KANSAS STATE (0-1)**

|               |     |   |    |    |
|---------------|-----|---|----|----|
| Dec. 30, 1994 | TAL | L | 75 | 78 |
|---------------|-----|---|----|----|

Key to Abbreviation: TAL—Tallahassee, Fla.

**KENNESAW STATE (2-0)**

|               |   |   |    |    |
|---------------|---|---|----|----|
| Nov. 13, 2007 | H | W | 74 | 62 |
| Nov. 14, 2011 | H | W | 68 | 55 |

**KENTUCKY (17-89)**

|               |      |   |    |      |
|---------------|------|---|----|------|
| Jan. 29, 1921 | A    | L | 25 | 40   |
| Feb. 8, 1926  | A    | L | 26 | 35   |
| Feb. 28, 1942 | LOU* | L | 31 | 40   |
| Feb. 28, 1946 | LOU* | L | 24 | 69   |
| Feb. 28, 1947 | LOU* | L | 18 | 84   |
| Mar. 4, 1949  | LOU* | L | 39 | 70   |
| Jan. 5, 1951  | A    | L | 35 | 79   |
| Mar. 2, 1951  | LOU* | L | 54 | 84   |
| Jan. 30, 1952 | H    | L | 48 | 88   |
| Feb. 27, 1954 | MONT | L | 79 | 1099 |
| Feb. 26, 1955 | A    | L | 59 | 93   |
| Feb. 4, 1956  | MONT | L | 81 | 82   |
| Feb. 25, 1957 | A    | L | 85 | 1033 |
| Feb. 24, 1958 | BHAM | W | 64 | 63   |
| Feb. 21, 1959 | A    | L | 56 | 75   |
| Feb. 20, 1960 | H    | W | 61 | 60   |
| Feb. 27, 1961 | A    | L | 51 | 77   |
| Feb. 26, 1962 | H    | L | 60 | 63   |
| Feb. 23, 1963 | A    | L | 59 | 78   |
| Feb. 22, 1964 | MONT | L | 79 | 99   |
| Jan. 18, 1965 | A    | L | 67 | 73   |
| Feb. 20, 1965 | H    | W | 88 | 69   |
| Jan. 29, 1966 | A    | L | 78 | 1155 |
| Feb. 12, 1966 | H    | L | 64 | 77   |
| Jan. 21, 1967 | A    | L | 58 | 60   |
| Feb. 27, 1967 | H    | W | 60 | 49   |
| Jan. 20, 1968 | H    | W | 74 | 73   |
| Feb. 26, 1968 | A    | L | 57 | 89   |
| Feb. 3, 1969  | A    | L | 93 | 1055 |
| Mar. 3, 1969  | H    | L | 86 | 90   |
| Feb. 2, 1970  | H    | L | 83 | 84   |
| Mar. 2, 1970  | A    | L | 81 | 1022 |
| Feb. 1, 1971  | A    | L | 76 | 1144 |
| Mar. 1, 1971  | H    | L | 83 | 1022 |
| Feb. 7, 1972  | H    | L | 72 | 78   |

|               |       |   |       |       |
|---------------|-------|---|-------|-------|
| Mar. 6, 1972  | A     | L | 67    | 1022  |
| Feb. 5, 1973  | A     | L | 57    | 88    |
| Mar. 3, 1973  | H     | L | 79    | 91    |
| Jan. 12, 1974 | A     | L | 58    | 79    |
| Feb. 11, 1974 | H     | W | OT 99 | OT 97 |
| Jan. 11, 1975 | H     | W | 90    | 85    |
| Feb. 10, 1975 | A     | L | 76    | 1199  |
| Jan. 26, 1976 | H     | W | OT 91 | OT 84 |
| Feb. 23, 1976 | A     | L | 82    | 93    |
| Jan. 15, 1977 | H     | L | 68    | 75    |
| Feb. 12, 1977 | A     | L | 82    | 89    |
| Jan. 9, 1978  | H     | L | 77    | 1011  |
| Feb. 6, 1978  | A     | L | 81    | 1044  |
| Jan. 25, 1979 | H     | L | OT 83 | OT 86 |
| Jan. 29, 1979 | A     | L | 59    | 66    |
| Jan. 2, 1980  | A     | L | 65    | 67    |
| Jan. 30, 1980 | H     | L | 62    | 64    |
| Feb. 28, 1980 | BHAM* | L | 61    | 69    |
| Jan. 7, 1981  | H     | L | 66    | 79    |
| Feb. 4, 1981  | A     | L | 74    | 1022  |
| Jan. 6, 1982  | A     | L | 71    | 83    |
| Feb. 3, 1982  | H     | W | OT 83 | OT 81 |
| Mar. 4, 1982  | *A*   | L | 66    | 89    |
| Jan. 15, 1983 | A     | W | 75    | 67    |
| Feb. 12, 1983 | H     | L | 69    | 71    |
| Jan. 13, 1984 | H     | W | 82    | 63    |
| Feb. 11, 1984 | A     | L | 64    | 84    |
| Mar. 10, 1984 | NASH* | L | 49    | 51    |
| Jan. 2, 1985  | A     | L | 61    | 68    |
| Feb. 2, 1985  | H     | L | OT 47 | OT 49 |
| Jan. 6, 1986  | H     | W | 60    | 56    |
| Jan. 31, 1986 | A     | L | 71    | 81    |
| Jan. 3, 1987  | H     | L | 60    | 63    |
| Feb. 4, 1987  | A     | L | 71    | 75    |
| Mar. 6, 1987  | ATL*  | W | 79    | 72    |
| Jan. 9, 1988  | A     | W | 53    | 52    |
| Feb. 10, 1988 | H     | L | 62    | 69    |
| Jan. 25, 1989 | A     | L | 76    | 86    |
| Feb. 20, 1989 | H     | W | 77    | 75    |
| Jan. 24, 1990 | H     | W | 74    | 70    |
| Feb. 24, 1990 | A     | L | 95    | 98    |
| Jan. 29, 1991 | H     | L | 81    | 89    |
| Mar. 2, 1991  | A     | L | 93    | 1144  |
| Feb. 8, 1992  | H     | L | 67    | 85    |
| Feb. 27, 1993 | A     | L | 78    | 80    |
| Jan. 30, 1994 | H     | L | 74    | 91    |
| Jan. 4, 1995  | A     | L | 64    | 98    |
| Mar. 10, 1995 | ATL*  | L | 81    | 93    |
| Feb. 27, 1996 | H     | L | 73    | 88    |
| Jan. 18, 1997 | A     | L | 53    | 77    |
| Mar. 7, 1997  | MEM*  | L | 50    | 92    |
| Feb. 25, 1998 | H     | L | 58    | 83    |
| Jan. 20, 1999 | A     | L | 62    | 72    |
| Mar. 6, 1999  | ATL*  | L | 57    | 69    |
| Jan. 11, 2000 | H     | W | 66    | 63    |
| Feb. 28, 2001 | A     | L | 78    | 90    |
| Jan. 22, 2002 | H     | L | 62    | 69    |
| Jan. 22, 2003 | A     | L | 51    | 67    |
| Mar. 15, 2003 | NO*   | L | 58    | 78    |
| Feb. 21, 2004 | H     | L | 59    | 68    |
| Feb. 23, 2005 | A     | L | 73    | 81    |
| Jan. 24, 2006 | H     | L | 62    | 71    |
| Jan. 10, 2007 | A     | L | 57    | 84    |
| Feb. 6, 2008  | H     | L | 63    | 66    |
| Jan. 21, 2009 | A     | L | 64    | 73    |
| Jan. 16, 2010 | H     | L | 67    | 72    |
| Jan. 11, 2011 | A     | L | 54    | 78    |
| Jan. 11, 2012 | H     | L | 53    | 68    |
| Jan. 19, 2013 | H     | L | 53    | 75    |
| Feb. 9, 2013  | A     | L | 62    | 72    |
| Feb. 12, 2014 | H     | L | 56    | 64    |

\*SEC Tournament  
 Key to Abbreviations: NO—New Orleans, La.  
 ATL—Atlanta, Ga. BHAM—Birmingham, Ala.  
 LOU—Louisville, Ky. MONT—Montgomery, Ala.  
 NASH—Nashville, Tenn. MEM—Memphis, Tenn.

Series Notes

All Games at Auburn: Kentucky leads 30-13  
 All Games at Auburn Arena: Kentucky leads 3-0  
 All Games at BEMC: Kentucky leads 24-9  
 All Games at Kentucky: Kentucky leads 45-2  
 All Games at Rupp Arena: Kentucky leads 25-2  
 John Calipari vs. Auburn: 5-0



Series Scores

All Games at Neutral Sites: Kentucky leads 14-2  
 SEC Tournament Games: Kentucky leads 12-1  
 Current Series Streak: 16 by Kentucky  
 Longest Auburn Streak: 2 ('66-'67/'67-'68, '73-'74/'74-'75 and '86-'87/'87-'88)  
 Longest Kentucky Streak: 16 ('01-'14)

**KENTUCKY WESLEYAN (1-0)**

|              |    |   |    |    |
|--------------|----|---|----|----|
| Dec. 6, 1985 | BG | W | 80 | 71 |
|--------------|----|---|----|----|

Key to Abbreviation: BG—Bowling Green, Ky.

**LAGRANGE YMCA (0-1)**

|         |   |   |    |    |
|---------|---|---|----|----|
| 1928-29 | H | L | 29 | 32 |
|---------|---|---|----|----|

**LAMAR (1-0)**

|               |     |   |    |    |
|---------------|-----|---|----|----|
| Dec. 22, 1973 | ELP | W | 88 | 78 |
|---------------|-----|---|----|----|

Key to Abbreviation: ELP—El Paso, Texas

**LANETT ATHLETIC CLUB (1-0)**

|              |   |   |    |    |
|--------------|---|---|----|----|
| Jan. 5, 1935 | A | W | 44 | 25 |
|--------------|---|---|----|----|

**LANETT MILL (2-0)**

|               |   |   |    |    |
|---------------|---|---|----|----|
| Dec. 16, 1938 | H | W | 40 | 21 |
| Jan. 4, 1939  | A | W | 38 | 21 |

**LA SALLE (1-0)**

|               |      |   |    |    |
|---------------|------|---|----|----|
| Nov. 24, 1995 | SANJ | W | 70 | 60 |
|---------------|------|---|----|----|

Key to Abbreviations: SANJ—San Juan, P.R. (Puerto Rico Shootout)

**LIBERTY (1-0)**

|              |      |   |    |    |
|--------------|------|---|----|----|
| Dec. 8, 1995 | WACO | W | 63 | 58 |
|--------------|------|---|----|----|

Key to Abbreviations: WACO—Waco, Texas (Dr. Pepper Invitational)

**LINCOLN MEMORIAL (1-0)**

|               |   |   |    |    |
|---------------|---|---|----|----|
| Dec. 15, 1992 | H | W | 77 | 51 |
|---------------|---|---|----|----|

**LIPSCOMB (1-0)**

|               |   |   |    |    |
|---------------|---|---|----|----|
| Nov. 20, 2005 | H | W | 69 | 54 |
|---------------|---|---|----|----|

**LONG BEACH STATE (1-1)**

|               |     |   |    |    |
|---------------|-----|---|----|----|
| Dec. 21, 1979 | LAF | W | 74 | 69 |
| Dec. 23, 2011 | N*  | L | 43 | 64 |

\*Hawaiian Airlines Diamond Head Classic (Honolulu, HI)  
 Key to Abbreviation: LAF—Lafayette, La.

**LOUISIANA COLLEGE (1-0)**

|              |   |   |    |    |
|--------------|---|---|----|----|
| Dec. 1, 1992 | H | W | 98 | 60 |
|--------------|---|---|----|----|

**LSU (64-83)**

|               |      |   |    |    |
|---------------|------|---|----|----|
| Feb. 10, 1912 | H    | W | 38 | 15 |
| Feb. 10, 1916 | H    | W | 24 | 23 |
| Feb. 13, 1917 | H    | L | 13 | 37 |
| Jan. 18, 1918 | A    | L | 31 | 43 |
| Jan. 19, 1918 | A    | L | 27 | 34 |
| Feb. 13, 1920 | H    | W | 33 | 21 |
| Jan. 28, 1929 | H    | L | 28 | 45 |
| Jan. 29, 1929 | H    | L | 28 | 65 |
| Feb. 7, 1930  | A    | L | 27 | 44 |
| Feb. 8, 1930  | A    | L | 45 | 49 |
| Feb. 8, 1932  | A    | W | 48 | 34 |
| Feb. 9, 1932  | A    | W | 34 | 30 |
| Feb. 27, 1932 | ATL+ | W | 30 | 22 |
| Jan. 24, 1933 | H    | L | 25 | 26 |
| Jan. 25, 1933 | H    | W | 25 | 24 |
| Feb. 24, 1933 | ATL* | L | 33 | 57 |
| Feb. 5, 1934  | A    | L | 17 | 40 |
| Feb. 6, 1934  | A    | L | 16 | 38 |
| Feb. 1, 1937  | H    | W | 37 | 24 |
| Feb. 2, 1937  | H    | L | 34 | 54 |
| Mar. 3, 1938  | A*   | L | 34 | 60 |
| Jan. 5, 1940  | A    | L | 39 | 50 |
| Jan. 6, 1940  | A    | W | 42 | 26 |
| Feb. 11, 1941 | H    | W | 50 | 49 |
| Feb. 16, 1942 | A    | L | 49 | 63 |
| Feb. 6, 1943  | H    | L | 37 | 62 |
| Feb. 25, 1943 | LOU* | L | 38 | 67 |
| Feb. 15, 1947 | A    | L | 53 | 76 |
| Jan. 23, 1948 | H    | W | 51 | 48 |
| Feb. 4, 1950  | H    | W | 70 | 66 |
| Feb. 13, 1950 | A    | L | 61 | 76 |
| Mar. 3, 1950  | LOU* | L | 45 | 73 |

|               |       |   |            |      |
|---------------|-------|---|------------|------|
| Feb. 5, 1951  | H     | L | 74         | 75   |
| Feb. 16, 1952 | A     | L | 64         | 70   |
| Feb. 14, 1953 | H     | L | 57         | 65   |
| Feb. 20, 1954 | A     | L | 59         | 77   |
| Feb. 19, 1955 | H     | W | 75         | 71   |
| Feb. 18, 1956 | A     | W | 80         | 71   |
| Feb. 16, 1957 | H     | W | 99         | 62   |
| Feb. 15, 1958 | A     | W | 76         | 58   |
| Feb. 14, 1959 | H     | W | 1155       | 67   |
| Feb. 13, 1960 | A     | W | 63         | 61   |
| Feb. 18, 1961 | H     | W | 69         | 65   |
| Dec. 15, 1962 | BHAM  | W | 67         | 50   |
| Feb. 17, 1962 | A     | W | 55         | 50   |
| Feb. 16, 1963 | H     | W | 82         | 57   |
| Feb. 15, 1964 | A     | L | 66         | 86   |
| Feb. 13, 1965 | H     | W | 1011       | 60   |
| Jan. 8, 1966  | A     | W | 74         | 66   |
| Jan. 3, 1967  | H     | W | 70         | 59   |
| Feb. 8, 1967  | A     | W | 80         | 63   |
| Jan. 3, 1968  | A     | L | 72         | 76   |
| Feb. 7, 1968  | H     | W | 74         | 69   |
| Jan. 11, 1969 | H     | W | 90         | 71   |
| Feb. 15, 1969 | A     | L | 81         | 93   |
| Jan. 10, 1970 | A     | W | 79         | 70   |
| Feb. 16, 1970 | H     | L | 64         | 70   |
| Jan. 9, 1971  | H     | L | 92         | 1066 |
| Feb. 15, 1971 | A     | L | 94         | 114  |
| Jan. 15, 1972 | A     | W | 77         | 73   |
| Feb. 14, 1972 | H     | W | 85         | 77   |
| Jan. 13, 1973 | H     | L | 60         | 79   |
| Feb. 12, 1973 | A     | L | 74         | 76   |
| Jan. 26, 1974 | H     | L | 76         | 87   |
| Feb. 25, 1974 | A     | W | 96         | 89   |
| Jan. 25, 1975 | A     | W | 87         | 78   |
| Feb. 24, 1975 | H     | W | 1100       | 94   |
| Jan. 3, 1976  | A     | W | 1022       | 86   |
| Mar. 6, 1976  | H     | W | 90         | 80   |
| Jan. 29, 1977 | A     | L | 73         | 77   |
| Feb. 26, 1977 | H     | L | 76         | 86   |
| Jan. 23, 1978 | A     | L | 79         | 90   |
| Feb. 20, 1978 | H     | L | OT T955 OT | 1011 |
| Jan. 15, 1979 | A     | L | 82         | 94   |
| Feb. 12, 1979 | H     | L | 68         | 78   |
| Jan. 16, 1980 | A     | L | 82         | 93   |
| Feb. 13, 1980 | H     | L | 44         | 50   |
| Jan. 21, 1981 | H     | L | 64         | 74   |
| Feb. 18, 1981 | A     | L | 47         | 58   |
| Jan. 20, 1982 | A     | L | 68         | 69   |
| Feb. 17, 1982 | H     | W | 82         | 72   |
| Jan. 29, 1983 | A     | W | 64         | 62   |
| Feb. 26, 1983 | H     | L | 61         | 87   |
| Jan. 27, 1984 | H     | W | 80         | 78   |
| Feb. 25, 1984 | A     | L | 80         | 81   |
| Jan. 26, 1985 | A     | L | 62         | 80   |
| Feb. 27, 1985 | H     | L | 73         | 78   |
| Mar. 7, 1985  | BHAM* | W | 58         | 55   |
| Feb. 4, 1986  | H     | L | 61         | 63   |
| Feb. 26, 1986 | A     | W | 92         | 86   |
| Jan. 28, 1987 | A     | L | 73         | 75   |
| Mar. 1, 1987  | H     | W | 1000       | 62   |
| Feb. 3, 1988  | H     | L | 69         | 78   |
| Mar. 5, 1988  | A     | W | 89         | 80   |
| Jan. 7, 1989  | A     | L | 77         | 1044 |
| Feb. 8, 1989  | H     | L | 91         | 1044 |
| Jan. 6, 1990  | H     | L | 70         | 77   |
| Feb. 7, 1990  | A     | L | 71         | 82   |
| Mar. 9, 1990  | ORL*  | W | 78         | 76   |
| Jan. 12, 1991 | H     | L | 84         | 96   |
| Feb. 13, 1991 | A     | L | 61         | 98   |
| Mar. 8, 1991  | NASH* | W | 92         | 77   |
| Jan. 8, 1992  | H     | L | 70         | 87   |
| Feb. 22, 1992 | A     | L | 82         | 99   |
| Jan. 9, 1993  | A     | L | 81         | 87   |
| Feb. 13, 1993 | H     | L | 73         | 75   |
| Jan. 8, 1994  | A     | L | 72         | 83   |
| Feb. 12, 1994 | H     | W | 1112       | 83   |
| Jan. 11, 1995 | H     | L | 73         | 76   |
| Feb. 25, 1995 | A     | L | 78         | 89   |
| Jan. 21, 1996 | H     | W | 95         | 87   |
| Feb. 24, 1996 | A     | L | 67         | 93   |
| Jan. 22, 1997 | A     | L | 59         | 75   |
| Feb. 8, 1997  | H     | W | 76         | 72   |
| Jan. 14, 1998 | A     | L | 54         | 59   |

|               |      |   |       |    |
|---------------|------|---|-------|----|
| Feb. 14, 1998 | H    | W | 66    | 44 |
| Jan. 9, 1999  | A    | W | 73    | 70 |
| Feb. 6, 1999  | H    | W | 80    | 54 |
| Feb. 9, 2000  | A    | L | 68    | 83 |
| Mar. 1, 2000  | H    | L | 53    | 55 |
| Jan. 13, 2001 | H    | W | 85    | 69 |
| Feb. 10, 2001 | A    | W | 76    | 65 |
| Jan. 19, 2002 | A    | L | 58    | 75 |
| Mar. 2, 2002  | H    | L | 54    | 59 |
| Feb. 8, 2003  | H    | W | 56    | 54 |
| Feb. 26, 2003 | A    | L | 63    | 94 |
| Feb. 18, 2004 | A    | W | 80    | 68 |
| Mar. 6, 2004  | H    | W | 78    | 66 |
| Feb. 9, 2005  | A    | L | 69    | 90 |
| Feb. 26, 2005 | H    | L | 64    | 77 |
| Mar. 11, 2005 | ATL* | L | 58    | 89 |
| Feb. 1, 2006  | A    | L | 69    | 84 |
| Feb. 18, 2006 | H    | L | 61    | 65 |
| Jan. 13, 2007 | A    | L | 63    | 65 |
| Feb. 28, 2007 | H    | W | 80    | 68 |
| Jan. 16, 2008 | A    | W | 74    | 67 |
| Jan. 30, 2008 | H    | L | 80    | 81 |
| Feb. 21, 2009 | A    | L | 72    | 79 |
| Mar. 7, 2009  | H    | W | 69    | 53 |
| Jan. 20, 2010 | A    | W | 84    | 80 |
| Feb. 27, 2010 | H    | W | 74    | 59 |
| Jan. 8, 2011  | H    | L | 55    | 62 |
| Mar. 5, 2011  | A    | W | 60    | 51 |
| Jan. 17, 2012 | A    | L | OT 58 | 65 |
| Mar. 3, 2012  | H    | W | 68    | 54 |
| Jan. 9, 2013  | H    | W | 68    | 63 |
| Feb. 8, 2014  | A    | L | 80    | 87 |

+Southern Conference Tournament \*SEC Tournament  
 Key to Abbreviations: ORL—Orlando, Fla.  
 ATL—Atlanta, Ga. BHAM—Birmingham, Ala.  
 KNOX—Knoxville, Tenn. LOU—Louisville, Ky.

Series Notes

All Games at Auburn: Auburn leads 35-33  
 All Games at Auburn Arena: Auburn leads 2-1  
 All Games at BEMC: LSU leads 23-19  
 All Games at LSU: LSU leads 46-23  
 All Games at Maravich Assembly Center: LSU leads 29-13  
 Trent Johnson vs. Auburn: 4-6  
 All Games at Neutral Sites: Auburn leads 5-4  
 SEC Tournament Games: Series tied 4-4  
 Current Series Streak: 1 by LSU  
 Longest Auburn Streak: 10 ('54-'55/'62-'63)  
 Longest LSU Streak: 11 ('76-'77/'81-'82)

**LOUISIANA-LAFAYETTE (5-3)**

|               |      |   |          |    |
|---------------|------|---|----------|----|
| Dec. 6, 1961  | H    | W | 62       | 46 |
| Dec. 10, 1966 | H    | W | 78       | 68 |
| Dec. 18, 1968 | A    | L | 76       | 80 |
| Dec. 1, 1978  | BHAM | W | 83       | 82 |
| Dec. 22, 1979 | A    | L | 75       | 92 |
| Dec. 17, 1985 | A    | L | OT 64 OT | 66 |
| Dec. 13, 1986 | H    | W | 1077     | 91 |
| Dec. 4, 2000  | H    | W | 93       | 86 |

Key to Abbreviation: BHAM—Birmingham, Ala.

**LOUISIANA-MONROE (3-0)**

|               |   |   |    |    |
|---------------|---|---|----|----|
| Dec. 15, 1995 | H | W | 80 | 71 |
| Nov. 30, 2006 | H | W | 81 | 60 |
| Dec. 6, 2008  | H | W | 78 | 55 |

**LOUISIANA TECH (5-2)**

|               |      |   |    |      |
|---------------|------|---|----|------|
| Dec. 6, 1966  | H    | W | 88 | 77   |
| Dec. 19, 1968 | A    | W | 97 | 84   |
| Dec. 1, 1970  | H    | W | 93 | 87   |
| Dec. 16, 1971 | A    | L | 82 | 1077 |
| Dec. 18, 1992 | WILM | W | 65 | 45   |
| Dec. 4, 2001  | H    | L | 66 | 67   |
| Nov. 27, 2004 | H    | W | 79 | 67   |

Key to Abbreviation: WILM—Wilmington, N.C.

**LOUISVILLE (1-1)**

|               |      |   |    |    |
|---------------|------|---|----|----|
| Mar. 22, 1986 | HOU* | L | 76 | 84 |
| Nov. 26, 1995 | SANJ | W | 82 | 78 |

Key to Abbreviation: \*NCAA Tournament  
 HOU—Houston, Texas SANJ—San Juan, P.R.

**LOYOLA-NEW ORLEANS (1-0)**

|               |   |   |    |    |
|---------------|---|---|----|----|
| Dec. 31, 1963 | A | W | 62 | 52 |
|---------------|---|---|----|----|





Series Scores

**LYNN UNIVERSITY (1-0)**

|               |   |   |    |    |
|---------------|---|---|----|----|
| Nov. 26, 1994 | H | W | 78 | 70 |
|---------------|---|---|----|----|

**MARION (3-1)**

|               |   |   |    |    |
|---------------|---|---|----|----|
| Jan. 23, 1913 | A | W | 26 | 15 |
| Jan. 21, 1916 | H | L | 24 | 27 |
| Feb. 5, 1916  | A | W | 18 | 6  |
| Jan. 26, 1917 |   | W | 38 | 18 |

**MARQUETTE (0-2)**

|               |    |   |       |    |
|---------------|----|---|-------|----|
| Mar. 15, 1995 | H* | L | 61    | 68 |
| Mar. 16, 1998 | A* | L | OT 60 | 75 |

\* National Invitation Tournament

**MARSHALL (1-0)**

|               |     |   |    |    |
|---------------|-----|---|----|----|
| Dec. 15, 2001 | MOB | W | 78 | 60 |
|---------------|-----|---|----|----|

Key to Abbreviation: MOB—Mobile, Ala.

**MARYLAND-EASTERN SHORE (1-0)**

|               |   |   |    |    |
|---------------|---|---|----|----|
| Nov. 23, 2003 | H | W | 85 | 61 |
|---------------|---|---|----|----|

**MAXWELL FIELD (4-4)**

|               |   |    |    |    |
|---------------|---|----|----|----|
| 1944-45       | L | 41 | 48 |    |
| 1944-45       | L | 31 | 72 |    |
| 1945-46       | L | 41 | 48 |    |
| 1945-46       | L | 35 | 36 |    |
| 1946-47       | W | 65 | 38 |    |
| 1946-47       | W | 57 | 34 |    |
| Dec. 4, 1951  | H | W  | 75 | 41 |
| Dec. 19, 1951 | A | W  | 63 | 54 |

**MCNEESE STATE (3-0)**

|               |   |   |    |    |
|---------------|---|---|----|----|
| Nov. 27, 2001 | H | W | 78 | 74 |
| Dec. 1, 2005  | H | W | 91 | 76 |
| Nov. 11, 2011 | H | W | 84 | 62 |

**MEMPHIS (1-0)**

|              |   |   |    |    |
|--------------|---|---|----|----|
| Jan. 2, 1953 | A | W | 78 | 64 |
|--------------|---|---|----|----|

**MERCER (15-16)**

|               |      |    |       |    |
|---------------|------|----|-------|----|
| Feb. 15, 1906 | W    | 64 | 8     |    |
| 1906-07       | W    | 48 | 9     |    |
| 1908-09       | W    | 26 | 23    |    |
| 1909-10       | A    | W  | 38    | 20 |
| 1909-10       | H    | W  | 56    | 19 |
| Jan. 18, 1913 | H    | W  | 33    | 31 |
| Mar. 1, 1913  | A    | L  | 19    | 36 |
| Jan. 31, 1914 | H    | W  | 25    | 23 |
| Feb. 21, 1914 | A    | L  | 13    | 60 |
| Jan. 11, 1921 | H    | W  | OT 36 | 31 |
| Jan. 13, 1922 | A    | L  | 7     | 31 |
| Feb. 2, 1922  | H    | L  | 26    | 28 |
| Feb. 27, 1923 | ATL* | L  | 24    | 45 |
| Dec. 18, 1924 | L    | 21 | 28    |    |
| Jan. 31, 1925 | L    | 27 | 38    |    |
| 1928-29       | A    | L  | 41    | 46 |
| 1928-29       | A    | L  | 29    | 31 |
| Jan. 13, 1945 | L    | 36 | 41    |    |
| Feb. 2, 1945  | L    | 34 | 40    |    |
| 1946-47       | L    | 54 | 55    |    |
| 1946-47       | L    | 47 | 71    |    |
| Jan. 19, 1948 | W    | 72 | 53    |    |
| 1947-48       | L    | 46 | 63    |    |
| Nov. 29, 1982 | H    | W  | 85    | 76 |
| Dec. 14, 1983 | A    | W  | 65    | 63 |
| Dec. 8, 1984  | H    | W  | 70    | 69 |
| Dec. 16, 1987 | H    | W  | 80    | 48 |
| Dec. 3, 1988  | H    | W  | 87    | 66 |
| Nov. 20, 2000 | H    | L  | 88    | 92 |
| Dec. 19, 2007 | H    | W  | 68    | 59 |
| Nov. 19, 2008 | H    | L  | 74    | 78 |

\*Southern Conference Tournament

Key to Abbreviation: ATL—Atlanta, Ga.

**MIAMI (FLA.) (1-1)**

|               |      |   |    |    |
|---------------|------|---|----|----|
| Dec. 17, 1966 | KNOX | L | 73 | 87 |
| Mar. 14, 2001 | H*   | W | 60 | 58 |

\*National Invitation Tournament

Key to Abbreviation: KNOX—Knoxville, Tenn.

**MICHIGAN (0-1)**

|               |      |   |    |     |
|---------------|------|---|----|-----|
| Dec. 28, 1993 | TUCS | L | 81 | 102 |
|---------------|------|---|----|-----|

Key to Abbreviation: TUCS—Tucson, Ariz.

**MICHIGAN STATE (0-1)**

|               |      |   |    |    |
|---------------|------|---|----|----|
| Nov. 24, 1989 | ANCH | L | 79 | 92 |
|---------------|------|---|----|----|

Key to Abbreviation: ANCH—Anchorage, Alaska

**MIDDLE TENNESSEE STATE (2-0)**

|               |      |   |    |    |
|---------------|------|---|----|----|
| Dec. 21, 2004 | CARO | W | 79 | 74 |
| Nov. 21, 2010 | H    | W | 68 | 66 |

Key to Abbreviation: CARO—Carolina, Puerto Rico

**MILES (1-0)**

|               |   |   |    |    |
|---------------|---|---|----|----|
| Nov. 21, 2006 | H | W | 79 | 58 |
|---------------|---|---|----|----|

**MISSISSIPPI (73-55)**

|               |       |   |       |      |
|---------------|-------|---|-------|------|
| Feb. 10, 1928 | H     | L | 42    | 43   |
| Feb. 11, 1928 | H     | W | 58    | 38   |
| Mar. 2, 1928  | ATL** | L | 30    | 31   |
| Jan. 13, 1941 | H     | W | 43    | 30   |
| Dec. 19, 1941 | A     | W | 34    | 31   |
| Dec. 13, 1946 | A     | L | 38    | 58   |
| Jan. 12, 1948 | A     | W | 59    | 50   |
| Jan. 17, 1949 | A     | L | 43    | 47   |
| Feb. 28, 1949 | H     | W | 65    | 61   |
| Dec. 9, 1949  | H     | W | 64    | 60   |
| Jan. 30, 1950 | A     | W | 77    | 63   |
| Dec. 9, 1950  | H     | L | 61    | 65   |
| Jan. 19, 1952 | A     | L | 58    | 76   |
| Jan. 3, 1953  | MEM#  | L | 55    | 65   |
| Feb. 11, 1953 | H     | W | 72    | 65   |
| Jan. 11, 1954 | A     | W | 66    | 61   |
| Jan. 10, 1955 | H     | W | 85    | 81   |
| Jan. 9, 1956  | A     | L | 69    | 76   |
| Jan. 7, 1957  | H     | W | 88    | 66   |
| Jan. 6, 1958  | A     | W | 71    | 51   |
| Jan. 5, 1959  | H     | W | 60    | 47   |
| Jan. 4, 1960  | A     | L | 56    | 64   |
| Jan. 9, 1961  | H     | W | 51    | 40   |
| Jan. 8, 1962  | A     | W | 64    | 58   |
| Jan. 7, 1963  | H     | W | 79    | 44   |
| Jan. 6, 1964  | A     | L | OT 58 | 59   |
| Jan. 4, 1965  | A     | W | 77    | 53   |
| Jan. 11, 1965 | H     | W | 67    | 52   |
| Feb. 5, 1966  | A     | W | 70    | 55   |
| Feb. 26, 1966 | H     | W | 86    | 74   |
| Jan. 7, 1967  | A     | W | 67    | 56   |
| Feb. 20, 1967 | H     | W | 86    | 67   |
| Jan. 6, 1968  | H     | W | 90    | 71   |
| Feb. 19, 1968 | A     | L | 56    | 57   |
| Dec. 14, 1968 | A     | W | 75    | 64   |
| Mar. 8, 1969  | H     | W | 80    | 70   |
| Dec. 13, 1969 | H     | W | 91    | 77   |
| Mar. 7, 1970  | A     | W | 67    | 66   |
| Dec. 12, 1970 | A     | L | 96    | 1088 |
| Mar. 6, 1971  | H     | W | 86    | 85   |
| Jan. 3, 1972  | H     | L | 65    | 69   |
| Mar. 9, 1972  | A     | L | 83    | 89   |
| Jan. 2, 1973  | A     | W | 66    | 58   |
| Mar. 8, 1973  | H     | W | 77    | 73   |
| Jan. 7, 1974  | A     | L | 65    | 93   |
| Feb. 9, 1974  | H     | W | 85    | 75   |
| Jan. 6, 1975  | H     | W | 1044  | 86   |
| Feb. 8, 1975  | A     | L | 70    | 72   |
| Jan. 5, 1976  | A     | W | 72    | 66   |
| Mar. 8, 1976  | H     | W | 1033  | 88   |
| Jan. 31, 1977 | A     | W | 72    | 65   |
| Feb. 28, 1977 | H     | W | 97    | 84   |
| Jan. 21, 1978 | A     | L | 75    | 84   |
| Feb. 18, 1978 | H     | W | 92    | 67   |
| Jan. 13, 1979 | A     | L | 62    | 77   |
| Feb. 10, 1979 | H     | W | OT 56 | 54   |
| Dec. 5, 1979  | H     | W | 76    | 73   |
| Jan. 26, 1980 | A     | L | 54    | 71   |
| Jan. 3, 1981  | A     | L | 45    | 46   |
| Jan. 31, 1981 | H     | L | 58    | 61   |
| Jan. 2, 1982  | H     | W | 75    | 71   |
| Jan. 30, 1982 | A     | L | 57    | 64   |
| Jan. 31, 1983 | A     | L | 48    | 61   |
| Mar. 1, 1983  | H     | W | 82    | 59   |
| Jan. 31, 1984 | H     | W | 60    | 50   |
| Feb. 27, 1984 | A     | L | 71    | 72   |
| Jan. 24, 1985 | H     | W | 93    | 73   |
| Feb. 23, 1985 | A     | W | 69    | 57   |

|               |       |   |        |        |
|---------------|-------|---|--------|--------|
| Mar. 6, 1985  | BHAM* | W | 68     | 60     |
| Jan. 22, 1986 | A     | W | 73     | 61     |
| Feb. 22, 1986 | H     | W | 75     | 73     |
| Jan. 24, 1987 | H     | W | 85     | 61     |
| Feb. 25, 1987 | A     | L | 67     | 73     |
| Jan. 30, 1988 | A     | L | 66     | 69     |
| Mar. 2, 1988  | H     | W | 92     | 76     |
| Jan. 18, 1989 | H     | L | 64     | 65     |
| Feb. 18, 1989 | A     | L | 77     | 80     |
| Mar. 9, 1989  | KNOX* | L | 68     | 80     |
| Jan. 17, 1990 | A     | L | 72     | 80     |
| Feb. 17, 1990 | H     | W | 95     | 84     |
| Jan. 9, 1991  | A     | W | 62     | 60     |
| Feb. 9, 1991  | H     | W | 72     | 69     |
| Jan. 13, 1992 | A     | W | 96     | 83     |
| Feb. 29, 1992 | H     | W | 1100   | 84     |
| Feb. 3, 1993  | A     | W | 85     | 74     |
| Feb. 24, 1993 | H     | W | 83     | 73     |
| Jan. 19, 1994 | A     | L | 2OT 85 | 2OT 88 |
| Mar. 2, 1994  | H     | L | 62     | 68     |
| Jan. 8, 1995  | H     | W | 88     | 74     |
| Feb. 4, 1995  | A     | L | 75     | 77     |
| Jan. 24, 1996 | A     | L | 69     | 82     |
| Feb. 21, 1996 | H     | W | 69     | 62     |
| Feb. 1, 1997  | A     | L | 46     | 57     |
| Mar. 1, 1997  | H     | L | 63     | 71     |
| Jan. 31, 1998 | H     | W | 68     | 67     |
| Feb. 28, 1998 | A     | L | 67     | 74     |
| Jan. 13, 1999 | A     | W | 74     | 59     |
| Feb. 9, 1999  | H     | W | 95     | 66     |
| Jan. 22, 2000 | A     | L | OT 77  | 79     |
| Feb. 19, 2000 | H     | W | 75     | 72     |
| Feb. 3, 2001  | H     | L | 70     | 74     |
| Feb. 24, 2001 | A     | L | 62     | 64     |
| Jan. 9, 2002  | A     | L | 65     | 69     |
| Feb. 13, 2002 | H     | W | 65     | 62     |
| Feb. 5, 2003  | H     | W | 77     | 71     |
| Feb. 22, 2003 | A     | W | 80     | 75     |
| Jan. 10, 2004 | H     | W | 80     | 53     |
| Feb. 14, 2004 | A     | L | 68     | 72     |
| Jan. 15, 2005 | H     | L | 72     | 79     |
| Feb. 2, 2005  | A     | L | 55     | 70     |
| Feb. 8, 2006  | H     | W | 58     | 50     |
| Feb. 25, 2006 | A     | W | 58     | 54     |
| Feb. 3, 2007  | H     | L | 59     | 82     |
| Mar. 3, 2007  | A     | L | 79     | 83     |
| Jan. 19, 2008 | H     | W | 80     | 77     |
| Feb. 16, 2008 | A     | W | 90     | 78     |
| Feb. 4, 2009  | A     | L | 59     | 78     |
| Feb. 25, 2009 | H     | W | 77     | 64     |
| Jan. 28, 2010 | H     | L | 74     | 84     |
| Feb. 24, 2010 | A     | L | 75     | 85     |
| Feb. 16, 2011 | A     | L | 59     | 90     |
| Mar. 2, 2011  | H     | W | 76     | 73     |
| Jan. 14, 2012 | H     | W | 2OT 69 | 68     |
| Feb. 11, 2012 | A     | L | 54     | 61     |
| Mar. 8, 2012  | NO*   | L | 54     | 68     |
| Jan. 26, 2013 | H     | L | 61     | 63     |
| Feb. 23, 2013 | A     | L | 55     | 88     |
| Jan. 9, 2014  | A     | L | 62     | 65     |

\*\*Southern Conference Tournament

\*SEC Tournament # Memphis Invitational

Key to Abbreviations:

ATL—Atlanta, Ga. BHAM—Birmingham, Ala.

KNOX—Knoxville, Tenn. MEM—Memphis, Tenn.

NO—New Orleans, La.

Series Notes

- All Games at Auburn: Auburn leads 49-12
- All Games at Auburn Arena: Auburn leads 2-1
- All Games at BEMC: Auburn leads 33-9
- All Games at Ole Miss: Ole Miss leads 39-23
- All Games at Tad Smith Coliseum: Ole Miss leads 33-15
- Andy Kennedy vs. Auburn: 11-5
- All Games at Neutral Sites: Ole Miss leads 4-1
- SEC Tournament Games: Ole Miss leads 2-1
- Current Series Streak: 5 by Ole Miss
- Longest Auburn Streak: 7 ('64-'65/'67-'68/'89-'90/'92-'93)
- Longest Ole Miss Streak: 5 ('12-'14)

**MISSISSIPPI COLLEGE (1-1)**

|               |   |   |    |    |
|---------------|---|---|----|----|
| Feb. 2, 1939  | H | L | 44 | 59 |
| Nov. 30, 1981 | H | W | 88 | 54 |



Series Scores

**MISSISSIPPI STATE (73-67)**

|               |      |       |       |    |
|---------------|------|-------|-------|----|
| Jan. 22, 1915 | A    | L     | 16    | 44 |
| Jan. 23, 1915 | A    | L     | 11    | 32 |
| Feb. 22, 1915 | H    | W     | 19    | 18 |
| Feb. 23, 1915 | H    | W     | 21    | 17 |
| Jan. 10, 1927 | H    | L     | 31    | 34 |
| Jan. 11, 1927 | H    | W     | 27    | 24 |
| Mar. 1, 1928  | ATL# | W     | 42    | 34 |
| Feb. 3, 1941  | H    | L     | 44    | 48 |
| Dec. 18, 1941 | A    | W     | 39    | 29 |
| Feb. 14, 1942 | H    | L     | 40    | 41 |
| Dec. 11, 1942 | A    | L     | 35    | 41 |
| Dec. 12, 1942 | A    | L     | 26    | 36 |
| Dec. 17, 1942 | H    | L     | 37    | 38 |
| Dec. 18, 1942 | H    | L     | 40    | 44 |
| Dec. 10, 1945 | H    | W     | 55    | 47 |
| Dec. 11, 1945 | H    | W     | 37    | 26 |
| Feb. 15, 1946 | A    | W     | 40    | 30 |
| Feb. 16, 1946 | A    | L     | 31    | 39 |
| Dec. 14, 1946 | A    | L     | 35    | 61 |
| Dec. 6, 1947  | H    | L     | 35    | 49 |
| Dec. 11, 1948 | H    | L     | 53    | 54 |
| Jan. 18, 1949 | A    | L     | 43    | 47 |
| Jan. 12, 1950 | A    | W     | 65    | 64 |
| Feb. 1, 1950  | H    | W     | 65    | 60 |
| Feb. 24, 1951 | H    | W     | 92    | 85 |
| Jan. 18, 1952 | A    | W     | 68    | 61 |
| Jan. 31, 1953 | H    | W     | 82    | 60 |
| Jan. 2, 1954  | BHAM | W     | 76    | 75 |
| Jan. 9, 1954  | A    | L     | 74    | 79 |
| Jan. 8, 1955  | H    | W     | 79    | 58 |
| Jan. 7, 1956  | A    | W     | 81    | 68 |
| Jan. 5, 1957  | H    | W     | 86    | 66 |
| Dec. 14, 1958 | BHAM | L     | 37    | 52 |
| Jan. 4, 1958  | A    | L     | 42    | 70 |
| Jan. 3, 1959  | H    | W     | 97    | 66 |
| Jan. 2, 1960  | A    | W     | 64    | 48 |
| Jan. 7, 1961  | H    | L     | 48    | 56 |
| Jan. 6, 1962  | A    | L     | 48    | 51 |
| Jan. 5, 1963  | H    | L     | 53    | 62 |
| Jan. 4, 1964  | A    | W     | OT 64 | 63 |
| Jan. 2, 1965  | A    | W     | 71    | 70 |
| Jan. 3, 1966  | H    | L     | 72    | 83 |
| Jan. 9, 1967  | A    | L     | OT 54 | 59 |
| Feb. 13, 1967 | H    | W     | 68    | 57 |
| Jan. 8, 1968  | H    | L     | 62    | 66 |
| Feb. 12, 1968 | A    | W     | 74    | 72 |
| Dec. 16, 1968 | A    | L     | 59    | 65 |
| Feb. 12, 1969 | H    | W     | 87    | 68 |
| Dec. 15, 1969 | H    | W     | 94    | 66 |
| Feb. 11, 1970 | A    | W     | OT 71 | 69 |
| Dec. 14, 1970 | A    | W     | 73    | 70 |
| Feb. 10, 1971 | H    | W     | 92    | 68 |
| Dec. 13, 1971 | H    | W     | 85    | 75 |
| Feb. 21, 1972 | A    | L     | 60    | 62 |
| Jan. 15, 1973 | H    | W     | 82    | 77 |
| Feb. 19, 1973 | A    | L     | 87    | 94 |
| Jan. 21, 1974 | A    | W     | 87    | 81 |
| Feb. 23, 1974 | H    | L     | 60    | 67 |
| Jan. 20, 1975 | H    | W     | 98    | 89 |
| Feb. 22, 1975 | A    | W     | 78    | 74 |
| Jan. 12, 1976 | H    | W     | 75    | 70 |
| Feb. 9, 1976  | A    | L     | 74    | 75 |
| Jan. 5, 1977  | H    | L     | 79    | 81 |
| Mar. 7, 1977  | A    | L     | 75    | 89 |
| Jan. 30, 1978 | H    | W     | 85    | 74 |
| Feb. 27, 1978 | A    | L     | OT 82 | 83 |
| Jan. 22, 1979 | H    | L     | 72    | 74 |
| Feb. 19, 1979 | A    | L     | 66    | 73 |
| Jan. 12, 1980 | H    | W     | 77    | 67 |
| Feb. 9, 1980  | A    | L     | 72    | 76 |
| Jan. 17, 1981 | A    | L     | 61    | 69 |
| Feb. 14, 1981 | H    | W     | 66    | 55 |
| Jan. 16, 1982 | H    | W     | 62    | 49 |
| Feb. 13, 1982 | A    | L     | 45    | 59 |
| Mar. 3, 1982  | LEX* | OT 38 | 36    |    |
| Jan. 3, 1983  | H    | W     | 77    | 66 |
| Mar. 3, 1983  | A    | L     | 53    | 69 |
| Dec. 22, 1983 | A    | W     | 73    | 55 |
| Mar. 1, 1984  | H    | W     | 68    | 53 |
| Jan. 12, 1985 | H    | W     | 62    | 53 |
| Feb. 13, 1985 | A    | L     | 65    | 82 |
| Jan. 11, 1986 | A    | W     | 72    | 56 |

|               |      |      |       |     |
|---------------|------|------|-------|-----|
| Feb. 12, 1986 | H    | W    | 69    | 64  |
| Mar. 6, 1986  | LEX* | L    | 63    | 65  |
| Jan. 10, 1987 | A    | W    | 66    | 52  |
| Feb. 12, 1987 | H    | W    | 59    | 45  |
| Jan. 16, 1988 | H    | W    | 65    | 57  |
| Feb. 17, 1988 | A    | W    | 77    | 61  |
| Jan. 11, 1989 | A    | L    | 56    | 69  |
| Feb. 11, 1989 | H    | W    | 70    | 68  |
| Jan. 10, 1990 | H    | W    | 93    | 71  |
| Feb. 10, 1990 | A    | W    | 77    | 74  |
| Jan. 26, 1991 | H    | L    | 64    | 84  |
| Feb. 27, 1991 | A    | L    | 76    | 94  |
| Jan. 29, 1992 | H    | L    | 72    | 75  |
| Mar. 4, 1992  | A    | L    | 70    | 77  |
| Jan. 3, 1993  | A    | L    | 71    | 77  |
| Feb. 17, 1993 | H    | W    | 83    | 77  |
| Jan. 12, 1994 | H    | L    | OT 86 | 91  |
| Feb. 19, 1994 | A    | W    | 76    | 65  |
| Feb. 11, 1995 | A    | W    | 70    | 69  |
| Mar. 1, 1995  | H    | W    | 76    | 69  |
| Feb. 4, 1996  | H    | L    | OT 75 | 78  |
| Mar. 2, 1996  | A    | L    | 51    | 67  |
| Mar. 8, 1996  | NO*  | L    | 58    | 69  |
| Feb. 5, 1997  | H    | W    | 81    | 68  |
| Feb. 26, 1997 | A    | W    | 68    | 64  |
| Jan. 28, 1998 | A    | W    | 69    | 66  |
| Feb. 7, 1998  | H    | W    | OT 68 | 66  |
| Jan. 27, 1999 | H    | W    | 64    | 54  |
| Feb. 27, 1999 | A    | W    | 76    | 73  |
| Jan. 16, 2000 | A    | W    | 51    | 45  |
| Jan. 29, 2000 | H    | W    | 73    | 57  |
| Jan. 31, 2001 | H    | W    | 60    | 56  |
| Feb. 17, 2001 | A    | L    | 74    | 85  |
| Jan. 30, 2002 | H    | L    | 64    | 72  |
| Feb. 16, 2002 | A    | L    | 53    | 89  |
| Feb. 19, 2003 | H    | L    | 46    | 63  |
| Mar. 8, 2003  | A    | L    | 45    | 67  |
| Jan. 31, 2004 | H    | L    | 68    | 73  |
| Mar. 2, 2004  | A    | L    | 91    | 105 |
| Jan. 5, 2005  | A    | L    | 53    | 90  |
| Feb. 5, 2005  | H    | W    | 90    | 76  |
| Feb. 4, 2006  | A    | L    | 53    | 71  |
| Feb. 22, 2006 | H    | W    | 75    | 71  |
| Jan. 20, 2007 | A    | L    | 76    | 87  |
| Feb. 10, 2007 | H    | L    | 83    | 91  |
| Feb. 9, 2008  | H    | L    | 64    | 83  |
| Feb. 27, 2008 | A    | L    | 78    | 89  |
| Feb. 14, 2009 | H    | W    | 91    | 76  |
| Feb. 28, 2009 | A    | W    | 76    | 58  |
| Feb. 13, 2010 | A    | L OT | 75    | 85  |
| Mar. 3, 2010  | H    | W    | 89    | 80  |
| Jan. 16, 2011 | A    | L    | 66    | 85  |
| Feb. 12, 2011 | H    | W    | 65    | 62  |
| Feb. 4, 2012  | A    | L    | 88    | 91  |
| Feb. 18, 2012 | H    | W    | 65    | 55  |
| Mar. 9, 2013  | A    | L    | OT 71 | 74  |
| Jan. 22, 2014 | A    | L    | 74    | 82  |
| Feb. 15, 2014 | H    | W    | 92    | 82  |

#Southern Conference Tournament \*SEC Tournament  
 Key to Abbreviations:  
 ATL—Atlanta, Ga. BHAM—Birmingham, Ala.  
 LEX—Lexington, Ky. NO—New Orleans, La.

Series Notes

All Games at Auburn: Auburn leads 45-22  
 All Games at Auburn Arena: Auburn leads 3-0  
 All Games at BEMC: Auburn leads 30-12  
 All Games at Miss. State: Miss. State leads 42-25  
 All Games at Humphrey Coliseum: Miss. State leads 27-12  
 Rick Ray vs. Auburn: 2-1  
 All Games at Neutral Sites: Series tied 3-3  
 SEC Tournament Games: Miss. State leads 2-1  
 Current Series Streak: 1 by Auburn  
 Longest Auburn Streak: 9 ('96-'97/'00-'01)  
 Longest Miss. State Streak: 8 ('00-'01/'04-'05)

**MISSOURI (0-2)**

|               |   |   |    |    |
|---------------|---|---|----|----|
| Feb. 2, 2013  | A | L | 77 | 91 |
| Jan. 11, 2014 | H | L | 68 | 70 |

Series Notes

All Games at Auburn: Missouri leads 1-0  
 All Games at Auburn Arena: Missouri leads 1-0  
 All Games at BEMC: --  
 All Games at Missouri: Missouri leads 1-0

All Games at Mizzou Arena: Missouri leads 1-0  
 Frank Haith vs. Auburn: 2-0  
 All Games at Neutral Sites: --  
 SEC Tournament Games: --  
 Current Series Streak: 2 by Missouri  
 Longest Auburn Streak: --  
 Longest Miss. State Streak: 2 ('13-'14)

**MISSOURI STATE (1-1)**

|               |   |   |    |    |
|---------------|---|---|----|----|
| Nov. 14, 2008 | H | W | 75 | 60 |
| Nov. 16, 2009 | A | L | 62 | 73 |

**MOBILE YMCA (1-1)**

|               |   |   |    |    |
|---------------|---|---|----|----|
| Feb. 26, 1915 | H | W | 29 | 22 |
| Jan. 28, 1926 | A | L | 17 | 19 |

**MONTANA (1-0)**

|               |   |   |    |    |
|---------------|---|---|----|----|
| Dec. 10, 2003 | H | W | 73 | 51 |
|---------------|---|---|----|----|

**MONTGOMERY YMCA (14-3)**

|               |   |   |    |    |
|---------------|---|---|----|----|
| Feb. 7, 1906  | H | W | 29 | 12 |
| Feb. 5, 1908  | A | W | 25 | 18 |
| 1907-08       | A | L | 21 | 27 |
| Feb. 22, 1908 | H | L | 27 | 31 |
| 1909-10       | H | W | 24 | 16 |
| 1909-10       | A | W | 26 | 17 |
| Feb. 8, 1913  | H | W | 39 | 23 |
| Jan. 24, 1914 | H | W | 24 | 20 |
| Jan. 21, 1916 | H | L | 16 | 29 |
| Feb. 10, 1916 | H | W | 58 | 18 |
| Jan. 31, 1917 |   | W | 43 | 25 |
| Jan. 11, 1919 | H | W | 59 | 10 |
| 1919-20       | H | W | 55 | 19 |
| 1919-20       | A | W | 38 | 19 |
| 1922-23       |   | W | 37 | 22 |
| Jan. 28, 1925 | H | W | 34 | 12 |
| 1927-28       | H | W | 38 | 12 |

**MOUNT ST. MARY'S (1-0)**

|               |   |   |    |    |
|---------------|---|---|----|----|
| Nov. 26, 1988 | H | W | 89 | 83 |
|---------------|---|---|----|----|

**MURRAY STATE (3-1)**

|               |      |   |    |    |
|---------------|------|---|----|----|
| Dec. 21, 1996 | BHAM | W | 86 | 72 |
| Dec. 14, 2002 | H    | W | 72 | 53 |
| Nov. 15, 2012 | CHAS | L | 59 | 79 |
| Nov. 23, 2013 | H    | W | 75 | 67 |

Key to Abbreviations: BHAM—Birmingham, Ala.  
 CHAS - Charleston, S.C.

**NASHVILLE ATHLETIC CLUB (1-0)**

|         |  |   |    |    |
|---------|--|---|----|----|
| 1910-11 |  | W | 36 | 34 |
|---------|--|---|----|----|

**NAVY (5-1)**

|               |      |   |    |    |
|---------------|------|---|----|----|
| Dec. 18, 1959 | BHAM | L | 61 | 68 |
| Dec. 28, 1974 | MINN | W | 73 | 69 |
| Dec. 16, 1978 | STP  | W | 63 | 57 |
| Dec. 28, 1989 | PEN  | W | 75 | 61 |
| Dec. 30, 1997 | H    | W | 70 | 54 |
| Dec. 19, 1998 | A    | W | 88 | 70 |

Key to Abbreviations:  
 BHAM—Birmingham, Ala. MINN—Minneapolis, Minn.  
 PEN—Pensacola, Fla. STP—St. Petersburg, Fla.

**NEHI REDS (1-0)**

|               |   |   |    |    |
|---------------|---|---|----|----|
| Dec. 17, 1938 | H | W | 41 | 36 |
|---------------|---|---|----|----|

**NEWBERRY (1-0)**

|               |      |   |    |    |
|---------------|------|---|----|----|
| Feb. 24, 1922 | ATL* | W | 32 | 21 |
|---------------|------|---|----|----|

\*Southern Conference Tournament  
 Key to Abbreviation: ATL—Atlanta, Ga.

**NEW ORLEANS (1-0)**

|              |   |   |    |    |
|--------------|---|---|----|----|
| Jan. 2, 2004 | H | W | 70 | 55 |
|--------------|---|---|----|----|

**NIAGARA (1-0)**

|               |   |   |    |    |
|---------------|---|---|----|----|
| Nov. 13, 2009 | H | W | 69 | 65 |
|---------------|---|---|----|----|

**NICHOLLS STATE (5-1)**

|               |   |   |    |    |
|---------------|---|---|----|----|
| Nov. 30, 1993 | H | L | 76 | 79 |
| Nov. 17, 1997 | H | W | 96 | 75 |
| Nov. 24, 2004 | H | W | 92 | 78 |
| Nov. 28, 2006 | H | W | 92 | 87 |
| Nov. 25, 2011 | H | W | 78 | 57 |



Series Scores

Nov. 8, 2013 H W 76 54

**NORFOLK STATE (1-0)**

Dec. 29, 1995 TALL W 92 56

Key to Abbreviations: TALL—Tallahassee, Fla.

**NORTH CAROLINA (0-4)**

Feb. 27, 1922 ATL\* L 27 32  
 Feb. 26, 1927 ATL\* L 15 28  
 Feb. 28, 1932 ATL\* L 31 52  
 Mar. 22, 1985 BHAM\*\* L 56 62

\*Southern Conference Tournament

\*\*NCAA Tournament

Key to Abbreviations:

ATL—Atlanta, Ga. BHAM—Birmingham, Ala.

**NORTH CAROLINA STATE (3-5)**

Feb. 5, 1926 A L 36 43  
 Feb. 26, 1926 ATL\* L 26 32  
 Jan. 12, 1931 H W OT 30 OT 28  
 Feb. 26, 1932 ATL\* W 34 33  
 Dec. 17, 1969 A L 69 76  
 Dec. 5, 1970 H W 91 85  
 Dec. 27, 1975 A L 74 79  
 Nov. 22, 2009 DAY L 58 60

\*Southern Conference Tournament

Key to Abbreviation: ATL—Atlanta, Ga DAY—Daytona Beach, Fla..

**NORTH CAROLINA-ASHEVILLE (2-1)**

Dec. 3, 1998 H W 91 60  
 Dec. 20, 2001 H W 83 38  
 Nov. 12, 2010 H L OT 69 70

**NORTH CAROLINA-WILMINGTON (1-1)**

Dec. 19, 1992 A L 80 91  
 Nov. 28, 1993 H W 94 75

**NORTH FLORIDA (1-0)**

Dec. 17, 2011 H W 84 71

**NORTH TEXAS (1-0)**

Jan. 2, 2003 H W 90 65

**NORTHERN IOWA (0-1)**

Nov. 29, 2008 HE L 61 67

Key to Abbreviation: HE—Hoffman Estates, Ill.

**NORTHWESTERN STATE (0-1)**

Nov. 15, 2013 H L 92 111

**OGLETHORPE (4-0)**

Jan. 28, 1938 H W 46 43  
 Jan. 29, 1938 H W 49 14  
 Feb. 12, 1948 H W 55 23  
 Feb. 13, 1948 H W 65 31

**OHIO (1-0)**

Dec. 8, 1990 H W 75 65

**OHIO STATE (0-1)**

Mar. 18, 1999 KNOX\* L 64 72

\*NCAA Tournament

Key to Abbreviation: KNOX—Knoxville, Tenn.

**OKLAHOMA (1-1)**

Dec. 15, 1978 STP W 78 70  
 Mar. 19, 1988 ATL\* L 87 1077

\*NCAA Tournament

Key to Abbreviations:

ATL—Atlanta, Ga. STP—St. Petersburg, Fla.

**OKLAHOMA CITY (0-2)**

Dec. 20, 1955 A L 58 76  
 Dec. 28, 1967 A L 68 78

**OKLAHOMA STATE (2-1)**

Dec. 10, 1977 HUNT W 1122 94  
 Mar. 13, 1999 INDY\* W 81 74  
 Nov. 24, 2006 SOPAD L 65 66

\* NCAA Tournament

Key to Abbreviation: HUNT—Huntington, W. Va.

INDY—Indianapolis, Ind. SOPAD—So. Padre Island, Texas

**OLD DOMINION (2-1)**

Dec. 30, 1970 A L 76 89  
 Dec. 28, 1992 H W 96 85  
 Dec. 18, 1993 A W 1012 87

**ORAL ROBERTS (1-1)**

Feb. 13, 1978 H W 82 78  
 Jan. 8, 1979 A L 62 63

**OREGON (1-0)**

Dec. 16, 2000 LV W OT 101 77 97

Key to Abbreviation: LV—Las Vegas, Nev.

**PARATROOPER INFANTRY 507 (0-1)**

Jan. 15, 1943 H L 30 40

**PENNSYLVANIA (1-0)**

Dec. 11, 1999 BHAM W 77 70

Key to Abbreviation: BHAM—Birmingham, Ala.

**PEPPERDINE (1-1)**

Dec. 12, 1997 PROVO L 55 62  
 Dec. 22, 1999 SANJ W 87 76

Key to Abbreviation:

PROVO—Provo, Utah SANJ—San Juan, P.R.

**PITTSBURGH (0-2)**

Dec. 4, 2005 A L 41 78  
 Dec. 3, 2006 H L 66 74

**PRESBYTERIAN (1-1)**

Jan. 22, 2008 H W 78 65  
 Dec. 18, 2010 H L 59 62

**PROVIDENCE (1-0)**

Nov. 26, 2000 KC W 80 69

Key to Abbreviation: KC—Kansas City, Mo.

**PUERTO RICO-MAYAGUEZ (2-0)**

Dec. 20, 1999 A W 109 52  
 Dec. 20, 2002 A W 94 64

**PURDUE (1-1)**

Mar. 14, 1985 SB\* W 59 58  
 Mar. 20, 2001 A+ L 61 79

\*NCAA Tournament +National Invitation Tournament

Key to Abbreviation: SB—South Bend, Ind.

**RADFORD (1-0)**

Dec. 12, 1984 H W 79 57

**RHODE ISLAND (0-1)**

NOV. 25, 2012 H L 2OT 72 78

**RICE (3-1)**

Dec. 21, 1955 A L 2OT 80 2OT 82  
 Dec. 8, 1956 BHAM W 88 68  
 Dec. 17, 1964 A W 94 71  
 Dec. 2, 1965 H W 91 74

Key to Abbreviation: BHAM—Birmingham, Ala.

**RICHMOND (2-1)**

Dec. 1, 1976 H W 86 63  
 Dec. 12, 1978 A W 84 72  
 Mar. 15, 1984 CHAR\* L 71 72

\*NCAA Tournament

Key to Abbreviation: CHAR—Charlotte, N.C.

**ROBERT MORRIS (1-0)**

Nov. 24, 2000 KC W 89 71

Key to Abbreviation: KC—Kansas City, Mo.

**RUTGERS (4-2)**

Dec. 19, 1967 TAM W 70 62  
 Dec. 29, 1976 LOU W 78 75  
 Nov. 27, 1998 HON W 70 55  
 Nov. 24, 2001 A L 56 57  
 Dec. 8, 2002 H W 82 70  
 Dec. 11, 2010 PIT L 54 63

Key to Abbreviations: HON—Honolulu, Hawaii

LOU—Louisville, Ky. TAM—Tampa, Fla.

PIT—Pittsburgh, Pa.

**ST. BONAVENTURE (0-1)**

Dec. 18, 1967 TAM L 73 773

Key to Abbreviation: TAM—Tampa, Fla.

**ST. JOHN'S (1-0)**

Mar. 16, 1986 LB\* W 81 65

\*NCAA Tournament LB—Long Beach, Calif.

**SAINT JOSEPH'S (PA.) (2-0)**

Dec. 18, 1956 CHAR W 66 64  
 Mar. 21, 2003 TAM \* W OT 65 63

Key to Abbreviation: \*NCAA Tournament

CHAR—Charlotte, N.C. TAM—Tampa, Fla.

**ST. LOUIS (1-0)**

Dec. 19, 1969 NASH W 70 66

Key to Abbreviation: NASH—Nashville, Tenn.

**SAMFORD (FORMERLY HOWARD) (22-1)**

Dec. 6, 1925 A W 32 16  
 Jan. 11, 1926 H W 35 21  
 Jan. 27, 1940 H L 33 37  
 Feb. 10, 1941 H W 35 21  
 Feb. 28, 1948 H W 33 32  
 Dec. 3, 1948 A W 57 30  
 Dec. 2, 1949 A W 59 36  
 Dec. 10, 1949 H W 73 49  
 Dec. 1, 1950 A W 70 57  
 Dec. 13, 1950 H W 70 53  
 Nov. 30, 1951 A W 69 39  
 Dec. 5, 1951 H W 88 51  
 Dec. 2, 1952 H W 80 52  
 Dec. 6, 1952 A W 80 74  
 Dec. 5, 1953 A W OT 70 OT 63  
 Jan. 5, 1954 H W 84 56  
 Jan. 5, 1955 H W 98 77  
 Dec. 10, 1955 H W 97 54  
 Jan. 2, 1957 H W 1011 70  
 Dec. 30, 1957 H W 1061 47  
 Dec. 7, 1959 H W 1041 57  
 Dec. 4, 1962 H W 69 50  
 Nov. 19, 2010 H L 68 79  
 Dec. 3, 1963 H W 1021 44

**SAM HOUSTON STATE (0-1)**

Dec. 20, 2009 H L 89 107

**SAN DIEGO (1-0)**

Mar. 12, 1987 INDY\* W 62 61

\*NCAA Tournament

Key to Abbreviation: INDY—Indianapolis, Ind.

**SAN JOSE STATE (1-0)**

Dec. 11, 1987 CHAM W 70 65

Key to Abbreviation: CHAM—Champaign, Ill.

**SELMA YMCA (1-0)**

Jan. 24, 1913 A W 29 15

**SETON HALL (0-1)**

Dec. 2, 2011 A\* L 59 81

\*Big East-SEC Challenge (Newark, NJ, Prudential Center)

**SEWANEE (26-1)**

Feb. 11, 1927 H W 46 15  
 Feb. 18, 1927 A W 35 28  
 Jan. 10, 1935 A L 18 19  
 Feb. 14, 1935 H W 28 13  
 Feb. 15, 1935 H W 33 24  
 Jan. 10, 1936 A W 25 23  
 Jan. 11, 1936 A W 34 25  
 Feb. 10, 1936 H W 41 31  
 Feb. 11, 1936 H W 42 18  
 Jan. 15, 1937 A W 41 34  
 Jan. 16, 1937 A W 34 29  
 Feb. 8, 1937 H W 39 32  
 Feb. 9, 1937 H W 36 16  
 Jan. 14, 1938 A W 36 31  
 Jan. 15, 1938 A W 38 19  
 Jan. 13, 1939 H W 41 31  
 Jan. 14, 1939 H W 38 27



Series Scores

|               |   |   |    |    |
|---------------|---|---|----|----|
| Feb. 17, 1939 | A | W | 34 | 27 |
| Feb. 18, 1939 | A | W | 39 | 28 |
| Jan. 12, 1940 | A | W | 51 | 32 |
| Jan. 13, 1940 | A | W | 64 | 32 |
| Feb. 16, 1940 | H | W | 46 | 30 |
| Feb. 17, 1940 | H | W | 63 | 34 |
| Jan. 10, 1941 | H | W | 36 | 24 |
| Jan. 11, 1941 | H | W | 39 | 25 |
| Feb. 14, 1941 | A | W | 39 | 28 |
| Feb. 15, 1941 | A | W | 46 | 31 |

**SLIPPERY ROCK (1-0)**

|               |     |   |    |    |
|---------------|-----|---|----|----|
| Dec. 20, 1991 | PEN | W | 93 | 66 |
|---------------|-----|---|----|----|

Key to Abbreviation: PEN—Pensacola, Fla.

**SOUTH ALABAMA (5-4)**

|               |      |   |      |     |
|---------------|------|---|------|-----|
| Dec. 1, 1972  | H    | L | 64   | 68  |
| Dec. 9, 1983  | A    | L | 73   | 95  |
| Nov. 27, 1987 | BHAM | W | 1200 | 67  |
| Dec. 21, 1991 | PEN  | L | 87   | 107 |
| Dec. 12, 1995 | A    | W | 59   | 50  |
| Dec. 18, 1996 | H    | W | 60   | 51  |
| Dec. 1, 2000  | H    | L | 66   | 68  |
| Dec. 18, 2001 | H    | W | 73   | 58  |
| Dec. 6, 2006  | H    | W | 82   | 71  |

Key to Abbreviation:  
BHAM—Birmingham, Ala. PEN—Pensacola, Fla.

**SOUTH CAROLINA (22-15)**

|               |      |   |           |    |
|---------------|------|---|-----------|----|
| Feb. 11, 1930 | H    | W | 30        | 22 |
| Jan. 6, 1931  | H    | W | 39        | 21 |
| Jan. 24, 1931 | A    | W | 36        | 16 |
| Jan. 8, 1935  | A    | L | 34        | 35 |
| Jan. 9, 1935  | A    | L | 26        | 42 |
| Dec. 29, 1951 | CHAR | L | 67        | 70 |
| Nov. 30, 1968 | A    | L | 49        | 51 |
| Dec. 1, 1969  | H    | L | 64        | 86 |
| Dec. 3, 1970  | A    | L | 69        | 86 |
| Dec. 1, 1971  | H    | L | 63        | 84 |
| Jan. 22, 1992 | H    | W | 85        | 68 |
| Jan. 16, 1993 | A    | W | 83        | 81 |
| Feb. 16, 1994 | H    | W | 88        | 70 |
| Feb. 15, 1995 | A    | W | 80        | 78 |
| Mar. 9, 1995  | ATL* | W | 81        | 66 |
| Feb. 7, 1996  | H    | W | 84        | 73 |
| Jan. 4, 1997  | A    | L | 56        | 66 |
| Jan. 24, 1998 | H    | L | 56        | 61 |
| Feb. 3, 1999  | A    | W | 76        | 48 |
| Jan. 19, 2000 | H    | W | 65        | 61 |
| Mar. 11, 2000 | ATL* | W | 77        | 72 |
| Jan. 20, 2001 | A    | W | 60        | 57 |
| Feb. 23, 2002 | H    | W | 50        | 46 |
| Jan. 15, 2003 | A    | W | 67        | 60 |
| Jan. 14, 2004 | H    | L | OT 515151 | 53 |
| Feb. 12, 2005 | A    | W | 74        | 71 |
| Mar. 4, 2006  | H    | L | 63        | 67 |
| Jan. 31, 2007 | A    | W | 80        | 75 |
| Mar. 1, 2008  | H    | L | 63        | 69 |
| Jan. 10, 2009 | A    | L | 56        | 68 |
| Jan. 9, 2010  | H    | L | 71        | 80 |
| Jan. 29, 2011 | A    | W | 79        | 64 |
| Jan. 21, 2012 | H    | W | 63        | 52 |
| Jan. 12, 2013 | A    | W | 74        | 71 |
| Feb. 5, 2014  | A    | W | 79        | 74 |
| Feb. 26, 2014 | H    | W | 83        | 67 |
| Mar. 12, 2014 | ATL* | L | 56        | 74 |

\* SEC Tournament  
Key to Abbreviation: CHAR—Charlotte, N.C.  
Series Notes

All Games at Auburn: Auburn leads 9-7  
All Games at Auburn Arena: Auburn leads 2-0  
All Games at BEMC: South Carolina leads 7-5  
All Games at South Carolina: Auburn leads 11-6  
All Games at Colonial Center: Auburn leads 6-1  
Frank Martin vs. Auburn: 1-3  
All Games at Neutral Sites: tied 2-2  
SEC Tournament Games: Auburn leads 2-1  
Current Series Streak: 1 by South Carolina  
Longest Auburn Streak: 6 ('91-'92/'95-'96/'98-'99/'02-'03)  
Longest South Carolina Streak: 7 ('34-'35/'71-'72)

**SOUTH CAROLINA STATE (1-0)**

|              |   |   |    |    |
|--------------|---|---|----|----|
| Dec. 4, 2002 | H | W | 85 | 65 |
|--------------|---|---|----|----|

**SOUTH FLORIDA (5-1)**

|               |   |   |    |    |
|---------------|---|---|----|----|
| Dec. 2, 1974  | H | W | 77 | 52 |
| Dec. 13, 1975 | A | W | 79 | 78 |
| Dec. 3, 1977  | H | W | 71 | 54 |
| Dec. 15, 1979 | A | W | 74 | 56 |
| Dec. 15, 2010 | A | L | 49 | 61 |
| Dec. 14, 2011 | H | W | 52 | 40 |

**SOUTHEASTERN LOUISIANA (4-0)**

|               |   |   |     |    |
|---------------|---|---|-----|----|
| Nov. 13, 1998 | H | W | 114 | 60 |
| Dec. 2, 2002  | H | W | 77  | 47 |
| Dec. 14, 2005 | H | W | 66  | 51 |
| Dec. 31, 2008 | H | W | 77  | 65 |

**SOUTHERN (1-0)**

|               |     |   |    |    |
|---------------|-----|---|----|----|
| Dec. 15, 2007 | MOB | W | 71 | 63 |
|---------------|-----|---|----|----|

Key to Abbreviation: MOB—Mobile, Ala.

**SOUTHERN CAL (0-2)**

|               |    |   |    |    |
|---------------|----|---|----|----|
| Dec. 15, 1972 | A  | L | 66 | 73 |
| Dec. 29, 1977 | NO | L | 74 | 85 |

Key to Abbreviation: NO—New Orleans, La.

**SOUTHERN COLLEGE (FLA.) (2-0)**

|         |   |   |    |    |
|---------|---|---|----|----|
| 1927-28 | H | W | 51 | 18 |
| 1928-29 | H | W | 33 | 29 |

**SOUTHERN ILLINOIS (1-0)**

|              |      |   |    |    |
|--------------|------|---|----|----|
| Dec. 9, 1977 | HUNT | W | 66 | 65 |
|--------------|------|---|----|----|

Key to Abbreviation: HUNT—Huntington, W. Va.

**SOUTHERN ILLINOIS-EDWARDSVILLE (1-0)**

|               |   |   |      |    |
|---------------|---|---|------|----|
| Nov. 25, 1991 | H | W | 1090 | 86 |
|---------------|---|---|------|----|

**SOUTHERN METHODIST (0-4)**

|               |     |   |          |    |
|---------------|-----|---|----------|----|
| Dec. 29, 1948 | OKC | L | 41       | 59 |
| Dec. 19, 1957 | A   | L | 65       | 75 |
| Dec. 20, 1963 | A   | L | 70       | 84 |
| Dec. 19, 1975 | ELP | L | OT 85 OT | 87 |

Key to Abbreviations:  
ELP—El Paso, Texas OKC—Oklahoma City, Okla.

**SOUTHERN MISS (14-2)**

|               |     |   |    |    |
|---------------|-----|---|----|----|
| Dec. 14, 1963 | H   | W | 80 | 74 |
| Dec. 27, 1968 | MOB | W | 73 | 70 |
| Dec. 29, 1989 | PEN | L | 73 | 84 |
| Dec. 14, 1991 | H   | W | 93 | 78 |
| Feb. 22, 1993 | A   | W | 81 | 75 |
| Feb. 22, 1994 | H   | W | 89 | 73 |
| Feb. 22, 1995 | A   | W | 81 | 79 |
| Nov. 21, 1997 | H   | W | 83 | 70 |
| Mar. 11, 1998 | *H* | W | 77 | 62 |
| Dec. 30, 1999 | H   | W | 56 | 50 |
| Dec. 30, 2000 | H   | W | 73 | 69 |
| Dec. 29, 2001 | H   | W | 64 | 55 |
| Dec. 30, 2002 | H   | W | 92 | 46 |
| Dec. 30, 2003 | H   | W | 78 | 60 |
| Jan. 4, 2006  | H   | W | 80 | 57 |
| Jan. 2, 2007  | A   | L | 54 | 56 |

Key to Abbreviations: \* National Invitation Tournament  
MOB—Mobile, Ala. PEN—Pensacola, Fla.

**SPRING HILL (7-1)**

|               |   |   |    |    |
|---------------|---|---|----|----|
| Feb. 22, 1921 | H | W | 41 | 32 |
| Jan. 6, 1939  | H | W | 30 | 22 |
| Jan. 7, 1939  | H | W | 44 | 23 |
| Dec. 14, 1939 | H | W | 37 | 34 |
| Dec. 15, 1939 | H | L | 33 | 34 |
| Jan. 3, 1941  | H | W | 35 | 30 |
| Jan. 4, 1941  | H | W | 46 | 34 |
| Dec. 19, 1962 | H | W | 71 | 51 |

**STANFORD (0-1)**

|               |     |   |    |    |
|---------------|-----|---|----|----|
| Nov. 27, 1999 | ANA | L | 58 | 67 |
|---------------|-----|---|----|----|

Key to Abbreviations:  
ANA—Anaheim, Calif. (Wooden Classic)

**STETSON (3-1)**

|               |   |   |    |    |
|---------------|---|---|----|----|
| Dec. 2, 1981  | H | W | 60 | 59 |
| Dec. 6, 1982  | A | L | 58 | 59 |
| Nov. 24, 1984 | H | W | 92 | 50 |

|               |    |   |    |    |
|---------------|----|---|----|----|
| Dec. 14, 1985 | DB | W | 77 | 54 |
|---------------|----|---|----|----|

Key to Abbreviation: DB—Daytona Beach, Fla.

**STONY BROOK (1-0)**

|              |   |   |     |    |
|--------------|---|---|-----|----|
| Jan. 2, 2000 | H | W | 100 | 45 |
|--------------|---|---|-----|----|

**SYRACUSE (0-1)**

|               |      |   |    |    |
|---------------|------|---|----|----|
| Mar. 28, 2003 | ALB* | L | 78 | 79 |
|---------------|------|---|----|----|

\* NCAA Tournament  
Key to Abbreviation: ALB—Albany, N.Y.

**TALLADEGA ATHLETIC CLUB (0-1)**

|              |   |   |    |
|--------------|---|---|----|
| Feb. 3, 1916 | L | 4 | 31 |
|--------------|---|---|----|

**TEMPLE (2-2)**

|               |      |   |    |    |
|---------------|------|---|----|----|
| Dec. 30, 1977 | NO   | L | 73 | 74 |
| Nov. 11, 1997 | ALBU | L | 42 | 68 |
| Nov. 19, 2004 | A    | W | 80 | 78 |
| Dec. 18, 2005 | H    | W | 73 | 42 |

NO—New Orleans, La. ALBU—Albuquerque, N.M.

**TENNESSEE (37-74)**

|               |       |   |          |    |
|---------------|-------|---|----------|----|
| Feb. 15, 1927 | A     | L | 23       | 24 |
| Jan. 29, 1928 | H     | W | 63       | 14 |
| Jan. 25, 1930 | H     | L | 18       | 33 |
| Mar. 1, 1934  | ATL*  | L | 26       | 43 |
| Feb. 1, 1935  | A     | L | 27       | 48 |
| Mar. 1, 1936  | *A*   | L | 25       | 43 |
| Mar. 3, 1939  | *A*   | L | 35       | 49 |
| Jan. 31, 1941 | H     | L | 33       | 51 |
| Jan. 23, 1942 | A     | L | 23       | 43 |
| Jan. 29, 1943 | A     | L | 23       | 57 |
| Feb. 29, 1945 | LOU*  | L | 26       | 56 |
| Jan. 11, 1947 | H     | L | 30       | 66 |
| Feb. 3, 1947  | H     | L | 27       | 63 |
| Jan. 8, 1951  | A     | W | 63       | 59 |
| Feb. 9, 1952  | H     | W | 60       | 55 |
| Jan. 26, 1953 | A     | L | 70       | 72 |
| Mar. 1, 1954  | H     | L | 86       | 92 |
| Dec. 18, 1954 | MONT  | W | 73       | 64 |
| Feb. 28, 1955 | A     | L | 77       | 86 |
| Feb. 25, 1956 | H     | L | 87       | 91 |
| Feb. 23, 1957 | A     | L | 75       | 85 |
| Feb. 22, 1958 | H     | W | 72       | 66 |
| Feb. 23, 1959 | A     | L | 55       | 56 |
| Feb. 22, 1960 | H     | W | 72       | 63 |
| Feb. 25, 1961 | A     | W | 41       | 38 |
| Feb. 24, 1962 | H     | W | 60       | 51 |
| Feb. 25, 1963 | A     | L | 47       | 55 |
| Feb. 24, 1964 | H     | L | 62       | 68 |
| Feb. 22, 1965 | A     | L | 38       | 69 |
| Jan. 17, 1966 | H     | W | 51       | 47 |
| Dec. 16, 1966 | A     | L | 49       | 73 |
| Feb. 25, 1967 | H     | L | 45       | 54 |
| Feb. 24, 1968 | A     | W | 53       | 52 |
| Mar. 3, 1968  | H     | L | OT 54 OT | 63 |
| Feb. 1, 1969  | A     | L | 59       | 64 |
| Mar. 1, 1969  | H     | W | 71       | 60 |
| Jan. 31, 1970 | H     | W | 61       | 55 |
| Feb. 28, 1970 | A     | W | 77       | 64 |
| Jan. 30, 1971 | A     | L | 68       | 90 |
| Feb. 27, 1971 | H     | L | 71       | 76 |
| Feb. 5, 1972  | H     | L | 67       | 76 |
| Mar. 4, 1972  | A     | L | 70       | 80 |
| Feb. 3, 1973  | A     | L | 74       | 82 |
| Mar. 5, 1973  | H     | L | 72       | 80 |
| Jan. 5, 1974  | H     | L | 77       | 89 |
| Feb. 4, 1974  | A     | L | 80       | 88 |
| Jan. 4, 1975  | A     | L | 81       | 96 |
| Feb. 3, 1975  | H     | W | 62       | 59 |
| Jan. 19, 1976 | A     | L | 78       | 83 |
| Feb. 16, 1976 | H     | W | 73       | 72 |
| Jan. 8, 1977  | A     | L | 79       | 87 |
| Feb. 5, 1977  | H     | L | 83       | 93 |
| Jan. 4, 1978  | A     | L | 76       | 80 |
| Mar. 6, 1978  | H     | W | 107      | 94 |
| Feb. 7, 1979  | A     | L | 62       | 73 |
| Feb. 24, 1979 | H     | L | 55       | 60 |
| Mar. 2, 1979  | BHAM* | L | 64       | 75 |
| Dec. 12, 1979 | A     | L | 58       | 61 |
| Feb. 23, 1980 | H     | L | 63       | 72 |
| Dec. 3, 1980  | H     | W | 75       | 65 |
| Feb. 28, 1981 | A     | L | 63       | 75 |





Series Scores

|               |       |   |            |     |
|---------------|-------|---|------------|-----|
| Dec. 12, 1981 | A     | L | 79         | 86  |
| Feb. 27, 1982 | H     | W | 56         | 54  |
| Jan. 24, 1983 | H     | L | 77         | 80  |
| Feb. 22, 1983 | A     | L | 74         | 82  |
| Jan. 24, 1984 | A     | W | 79         | 72  |
| Feb. 20, 1984 | H     | L | 54         | 57  |
| Mar. 9, 1984  | NASH* | W | 60         | 58  |
| Jan. 9, 1985  | A     | L | 74         | 86  |
| Feb. 9, 1985  | H     | W | 75         | 60  |
| Jan. 8, 1986  | H     | W | 59         | 45  |
| Feb. 8, 1986  | A     | L | 79         | 80  |
| Jan. 14, 1987 | H     | W | 66         | 56  |
| Feb. 14, 1987 | A     | L | 84         | 103 |
| Jan. 20, 1988 | A     | L | 64         | 75  |
| Feb. 20, 1988 | H     | W | 73         | 68  |
| Jan. 4, 1989  | H     | L | 73         | 84  |
| Feb. 4, 1989  | A     | L | 72         | 89  |
| Jan. 3, 1990  | A     | L | 70         | 72  |
| Feb. 3, 1990  | H     | W | 89         | 83  |
| Jan. 19, 1991 | A     | W | 67         | 63  |
| Feb. 19, 1991 | H     | W | 74         | 65  |
| Jan. 25, 1992 | A     | L | 74         | 82  |
| Jan. 20, 1993 | H     | W | 88         | 75  |
| Mar. 11, 1993 | LEX*  | L | 76         | 78  |
| Jan. 22, 1994 | A     | L | 85         | 92  |
| Jan. 18, 1995 | H     | W | 61         | 57  |
| Jan. 3, 1996  | A     | L | 62         | 66  |
| Jan. 15, 1997 | H     | W | 43         | 35  |
| Mar. 6, 1997  | MEM*  | W | 67         | 54  |
| Jan. 7, 1998  | A     | W | 74         | 69  |
| Jan. 2, 1999  | H     | W | 90         | 62  |
| Jan. 25, 2000 | A     | L | 76         | 105 |
| Jan. 6, 2001  | H     | L | 20T 8820T8 | 96  |
| Mar. 8, 2001  | NASH* | L | 66         | 73  |
| Jan. 27, 2002 | A     | L | 59         | 82  |
| Feb. 1, 2003  | H     | L | 57         | 60  |
| Mar. 14, 2003 | NO*   | W | 66         | 53  |
| Feb. 28, 2004 | A     | L | 69         | 75  |
| Jan. 29, 2005 | H     | W | 62         | 59  |
| Feb. 15, 2006 | A     | L | 89         | 105 |
| Jan. 17, 2007 | H     | W | 83         | 80  |
| Feb. 20, 2008 | A     | L | 70         | 89  |
| Feb. 7, 2009  | H     | W | 78         | 77  |
| Mar. 14, 2009 | TAM*  | L | 85         | 94  |
| Jan. 14, 2010 | A     | L | 55         | 81  |
| Feb. 3, 2011  | H     | L | 56         | 69  |
| Jan. 28, 2012 | A     | L | 49         | 64  |
| Mar. 6, 2013  | H     | L | 75         | 82  |
| Jan. 15, 2014 | A     | L | 67         | 78  |
| Mar. 5, 2014  | H     | L | 54         | 82  |

\*SEC Tournament

Key to Abbreviations: MEM—Memphis, Tenn.  
 ATL—Atlanta, Ga. BHAM—Birmingham, Ala.  
 LOU—Louisville, Ky. LEX—Lexington, Ky.  
 MONT—Montgomery, Ala. NASH—Nashville, Tenn.  
 NO—New Orleans, La. TAM—Tampa, Fla.

Series Notes

All Games at Auburn: Auburn leads 26-23  
 All Games at Auburn Arena: Tennessee leads 3-0  
 All Games at BEMC: Auburn leads 19-12  
 All Games at Tennessee: Tennessee leads 45-7  
 All Games at Thompson-Boling: Tennessee leads 15-2  
 Cuonzo Martin vs. Auburn: 4-0  
 All Games at Neutral Sites: Tennessee leads 5-4  
 SEC Tournament Games: Tennessee leads 7-3  
 Current Series Streak: 7 by Tennessee  
 Longest Auburn Streak: 4 ('96-'97/'98-'99)  
 Longest Tennessee Streak: 11 ('29-'30/'46-'47)

TENNESSEE-CHATTANOOGA (2-2)

|               |   |   |    |    |
|---------------|---|---|----|----|
| Feb. 16, 1927 | A | L | 34 | 39 |
| Jan. 2, 1962  | H | W | 67 | 47 |
| Dec. 17, 1962 | H | W | 79 | 37 |
| Dec. 29, 1991 | A | L | 75 | 87 |

TENNESSEE-MARTIN (2-0)

|               |    |   |    |    |
|---------------|----|---|----|----|
| Dec. 7, 1987  | H  | W | 99 | 77 |
| Mar. 18, 2009 | H* | W | 87 | 82 |

\* National Invitation Tournament

TENNESSEE STATE (2-0)

|               |   |   |    |    |
|---------------|---|---|----|----|
| Dec. 19, 2006 | H | W | 86 | 59 |
| Nov. 26, 2014 | H | W | 78 | 73 |

TENNESSEE TECH (4-1)

|               |       |   |    |    |
|---------------|-------|---|----|----|
| Dec. 8, 1980  | H     | W | 77 | 62 |
| Dec. 7, 1981  | A     | W | 88 | 61 |
| Dec. 4, 1982  | H     | W | 74 | 65 |
| Dec. 21, 1989 | HUNTS | L | 70 | 72 |
| DEC. 18, 2012 | H     | W | 81 | 62 |

Key to Abbreviation: HUNTS—Huntsville, Ala.

TEXAS (1-1)

|               |      |   |    |    |
|---------------|------|---|----|----|
| 1910-11       |      | W | 45 | 27 |
| Dec. 16, 1955 | MONT | L | 76 | 83 |

Key to Abbreviation: MONT—Montgomery, Ala.

TEXAS A&M (3-5)

|               |       |   |    |    |
|---------------|-------|---|----|----|
| Dec. 22, 1961 | HOU   | L | 50 | 62 |
| Dec. 17, 1990 | H     | W | 95 | 71 |
| Dec. 4, 1991  | A     | W | 86 | 83 |
| Dec. 22, 2005 | A     | L | 67 | 72 |
| Dec. 22, 2006 | H     | L | 58 | 87 |
| Feb. 20, 2013 | H     | L | 56 | 65 |
| Mar. 13, 2013 | NASH* | L | 62 | 71 |
| Mar. 8, 2014  | A     | W | 69 | 64 |

\*SEC Tournament

Key to Abbreviation: HOU—Houston, Texas

NASH--Nashville, Tenn.

Series Notes

All Games at Auburn: Texas A&M leads 2-1  
 All Games at Auburn Arena: Texas A&M leads 1-0  
 All Games at BEMC: Series tied 1-1  
 All Games at Texas A&M: Auburn leads 2-1  
 All Games at Reed Arena: Series tied 1-1  
 Billy Kennedy vs. Auburn: 1-1  
 All Games at Neutral Sites: Texas A&M leads 2-0  
 SEC Tournament Games: Texas A&M leads 1-0  
 Current Series Streak: 1 by Auburn  
 Longest Auburn Streak: 2 ('90-'91)  
 Longest Texas A&M Streak: 4 ('05-'13)

TEXAS A&M-CORPUS CHRISTI (1-0)

|              |   |   |    |    |
|--------------|---|---|----|----|
| Jan. 2, 2008 | H | W | 76 | 58 |
|--------------|---|---|----|----|

TEXAS CHRISTIAN (2-1)

|               |      |   |    |    |
|---------------|------|---|----|----|
| Dec. 13, 1957 | BHAM | W | 75 | 63 |
| Dec. 28, 1966 | MOB  | W | 80 | 79 |
| Dec. 1, 1996  | HILO | L | 66 | 86 |

Key to Abbreviation: HILO—Hilo, Hawaii

BHAM—Birmingham, Ala. MOB—Mobile, Ala.

TEXAS-PAN AMERICAN (1-0)

|               |   |   |    |    |
|---------------|---|---|----|----|
| Jan. 27, 2009 | H | W | 66 | 63 |
|---------------|---|---|----|----|

TEXAS SOUTHERN (2-0)

|               |   |   |      |    |
|---------------|---|---|------|----|
| Dec. 10, 1988 | H | W | 1099 | 81 |
| Nov. 24, 1990 | H | W | 85   | 77 |

TEXAS TECH (1-1)

|               |   |   |    |    |
|---------------|---|---|----|----|
| Dec. 14, 1962 | H | W | 86 | 57 |
| Dec. 19, 1963 | A | L | 71 | 83 |

TEXAS WESLEYAN (1-0)

|              |   |   |    |    |
|--------------|---|---|----|----|
| Dec. 3, 1979 | H | W | 90 | 51 |
|--------------|---|---|----|----|

TOLEDO (0-2)

|               |      |   |             |    |
|---------------|------|---|-------------|----|
| Nov. 25, 2000 | KC   | L | 20T 9020T 9 | 95 |
| Dec. 22, 2004 | CARO | L | 65          | 68 |

Key to Abbreviation: KC—Kansas City, Mo.

CARO—Carolina, Puerto Rico (San Juan Shootout)

TOWSON (2-0)

|               |   |   |    |    |
|---------------|---|---|----|----|
| Dec. 1, 1980  | H | W | 87 | 63 |
| Dec. 29, 2007 | H | W | 79 | 59 |

TROY (10-1)

|               |     |   |      |      |
|---------------|-----|---|------|------|
| 1948-49       | H   | W | 69   | 44   |
| Dec. 13, 1949 | H   | W | 77   | 40   |
| Nov. 27, 1950 | H   | W | 96   | 57   |
| Nov. 27, 1951 | H   | W | 83   | 58   |
| Dec. 5, 1959  | H   | W | 72   | 46   |
| Dec. 11, 1991 | H   | W | 1410 | 1160 |
| Dec. 9, 1993  | H   | W | 1130 | 86   |
| Dec. 14, 1994 | H   | W | 95   | 71   |
| Dec. 22, 2002 | CAG | W | 94   | 66   |

|               |   |   |    |    |
|---------------|---|---|----|----|
| Nov. 10, 2006 | H | W | 71 | 68 |
| Dec. 4, 2009  | H | L | 77 | 81 |

Key to Abbreviations: CAG—Caguas, Puerto Rico

TULANE (33-25)

|               |       |   |          |    |
|---------------|-------|---|----------|----|
| Jan. 19, 1906 | H     | W | 27       | 7  |
| 1906-07       |       | W | 35       | 15 |
| Jan. 18, 1909 | H     | W | 29       | 15 |
| Jan. 25, 1924 |       | L | 19       | 32 |
| Jan. 26, 1924 |       | L | 22       | 27 |
| Jan. 5, 1925  | A     | L | 18       | 33 |
| Jan. 6, 1925  | A     | L | 31       | 45 |
| Jan. 29, 1926 | A     | L | 30       | 33 |
| Jan. 30, 1926 | A     | L | 31       | 52 |
| Jan. 28, 1927 | A     | W | 42       | 33 |
| Jan. 29, 1927 | A     | W | 35       | 12 |
| Jan. 30, 1927 | H     | W | 50       | 11 |
| Feb. 1, 1927  | H     | W | 33       | 30 |
| Jan. 27, 1928 | A     | W | 32       | 17 |
| Jan. 28, 1928 | A     | W | 49       | 31 |
| Feb. 8, 1929  | H     | L | 35       | 48 |
| Feb. 9, 1929  | H     | W | 40       | 25 |
| Feb. 11, 1930 | A     | L | 40       | 45 |
| Feb. 12, 1930 | A     | L | 37       | 41 |
| Feb. 6, 1931  | H     | W | 44       | 22 |
| Feb. 7, 1931  | H     | W | 51       | 35 |
| Feb. 5, 1932  | A     | L | 21       | 26 |
| Feb. 6, 1932  | A     | W | 42       | 37 |
| Feb. 3, 1933  | H     | W | 22       | 19 |
| Feb. 4, 1933  | H     | L | 18       | 35 |
| Feb. 3, 1934  | A     | L | 18       | 34 |
| Feb. 4, 1934  | A     | L | 20       | 30 |
| Mar. 2, 1939  | KNOX+ | W | 43       | 30 |
| Jan. 24, 1941 | H     | W | 45       | 41 |
| Feb. 17, 1942 | A     | L | 41       | 50 |
| Feb. 27, 1942 | LOU+  | W | 45       | 36 |
| Feb. 8, 1943  | H     | L | 30       | 50 |
| 1945-46       | H     | L | 48       | 56 |
| 1946-47       |       | L | 35       | 66 |
| 1947-48       | A     | L | 37       | 70 |
| Mar. 4, 1948  | LOU+  | L | 40       | 47 |
| Jan. 31, 1949 | H     | L | 51       | 56 |
| Feb. 11, 1950 | A     | W | 64       | 60 |
| Feb. 3, 1951  | H     | W | 92       | 71 |
| Feb. 18, 1952 | A     | W | 63       | 61 |
| Feb. 16, 1953 | H     | L | 65       | 70 |
| Feb. 22, 1954 | A     | W | 65       | 62 |
| Feb. 21, 1955 | H     | L | 79       | 90 |
| Feb. 20, 1956 | A     | L | 75       | 86 |
| Feb. 18, 1957 | H     | W | 78       | 54 |
| Feb. 17, 1958 | A     | W | 63       | 49 |
| Feb. 16, 1959 | H     | W | 79       | 56 |
| Feb. 15, 1960 | A     | W | OT 53 OT | 51 |
| Feb. 20, 1961 | H     | W | 63       | 44 |
| Feb. 19, 1962 | A     | W | 81       | 64 |
| Feb. 18, 1963 | H     | W | 63       | 61 |
| Feb. 17, 1964 | A     | W | 78       | 72 |
| Feb. 15, 1965 | H     | W | 87       | 73 |
| Jan. 11, 1966 | A     | W | 92       | 58 |
| Dec. 28, 1990 | A1    | W | 84       | 71 |
| Mar. 13, 1996 | H*    | L | OT 73    | 87 |
| Nov. 9, 2007  | A     | L | 62       | 77 |
| Jan. 3, 2009  | H     | W | 78       | 53 |

+ SEC Tournament \* National Invitation Tournament

A1—New Orleans, La. (Superdome)

TULSA (2-0)

|               |     |   |    |    |
|---------------|-----|---|----|----|
| Dec. 20, 1975 | ELP | W | 92 | 74 |
| Mar. 20, 2009 | H*  | W | 74 | 55 |

\* National Invitation Tournament ELP—El Paso, Texas

TUSKEGEE (1-0)

|               |   |   |    |    |
|---------------|---|---|----|----|
| Dec. 17, 2008 | H | W | 75 | 32 |
|---------------|---|---|----|----|

UAB (7-10)

|               |      |   |          |      |
|---------------|------|---|----------|------|
| Nov. 26, 1982 | BJCC | W | 63       | 61   |
| Dec. 2, 1983  | BJCC | L | OT 62 OT | 69   |
| Nov. 30, 1984 | BJCC | W | 61       | 59   |
| Dec. 10, 1985 | BJCC | L | 56       | 62   |
| Nov. 28, 1986 | BJCC | W | 68       | 58   |
| Feb. 25, 1989 | BJCC | L | 76       | 1055 |
| Dec. 1, 1989  | H    | L | 65       | 75   |
| Nov. 30, 1990 | A    | L | 65       | 71   |



Series Scores

|   |       |   |       |      |
|---|-------|---|-------|------|
| Nov. 29, 1991   | BJCC  | L | 74    | 88   |
| Feb. 9, 1993  | A     | W | 86    | 74   |
| Dec. 16, 1993   | H     | L | 65    | 69   |
| Nov. 30, 1994   | A     | W | 60    | 54   |
| Dec. 3, 1995  | H     | L | 54    | 66   |
| Nov. 22, 1996   | A     | L | 57    | 64   |
| Dec. 20, 1997   | BJCC* | L | 65    | 71   |
| Dec. 12, 1998   | BJCC* | W | 77    | 64   |
| Nov. 19, 1999   | H     | W | 65    | 59   |
| * Arby's Hardwood Classic (Birmingham, Ala.)                                    |       |   |       |      |
| <b>USC-UPSTATE (1-0)</b>  |       |   |       |      |
| Dec. 21, 2010   | H     | W | 68    | 54   |
| <b>UNLV (1-4)</b>   |       |   |       |      |
| Mar. 20, 1986   | HOU*  | W | 70    | 63   |
| Feb. 1, 1987  | H     | L | 85    | 1044 |
| Dec. 17, 1991   | A     | L | 82    | 85   |
| Dec. 20, 2003   | A+    | L | 69    | 82   |
| Dec. 12, 2004   | H     | L | OT 87 | 91   |
| *NCAA Tournament +Las Vegas Showdown<br>Key to Abbreviation: HOU—Houston, Texas |       |   |       |      |
| <b>UTAH (1-0)</b>   |       |   |       |      |
| Dec. 29, 1982   | A     | W | 71    | 62   |
| <b>UTEP (0-3)</b>   |       |   |       |      |
| Dec. 21, 1973   | A     | L | 56    | 68   |
| Dec. 29, 1986   | A     | L | 82    | 87   |
| Dec. 25, 2011   | A*    | L | 76    | 83   |
| *Hawaiian Airlines Diamond Head Classic (Honolulu, HI)                          |       |   |       |      |
| <b>VANDERBILT (51-85)</b>   |       |   |       |      |
| Jan. 28, 1921   | A     | W | 27    | 7    |
| Feb. 17, 1927   | A     | L | 35    | 39   |
| Feb. 1, 1928  | H     | W | 62    | 28   |
| Jan. 26, 1930   | H     | L | 27    | 29   |
| Jan. 31, 1931   | H     | L | 26    | 36   |
| Feb. 14, 1931   | H     | W | 42    | 25   |
| Jan. 9, 1932  | A     | W | 36    | 23   |
| Jan. 30, 1932   | H     | W | 38    | 23   |
| Jan. 22, 1933   | A     | L | 24    | 25   |
| Feb. 9, 1933  | H     | L | 20    | 21   |
| Jan. 9, 1934  | A     | L | 22    | 31   |
| Jan. 27, 1934   | H     | L | 33    | 48   |
| Jan. 11, 1935   | A     | L | 27    | 37   |
| Jan. 12, 1935   | A     | L | 24    | 41   |
| Feb. 15, 1935   | H     | L | 25    | 37   |
| Jan. 9, 1936  | A     | L | 27    | 47   |
| Jan. 25, 1936   | H     | L | 32    | 37   |
| Jan. 16, 1939   | H     | L | 39    | 41   |
| Feb. 16, 1939   | A     | L | 42    | 49   |
| Jan. 11, 1940   | A     | L | 45    | 51   |
| Jan. 20, 1940   | H     | L | 46    | 50   |
| Jan. 25, 1941   | H     | W | 45    | 44   |
| Feb. 13, 1941   | A     | L | 39    | 47   |
| Jan. 16, 1942   | H     | W | 35    | 33   |
| Jan. 26, 1942   | A     | W | 50    | 45   |
| Feb. 26, 1942   | LOU*  | W | 36    | 34   |
| Jan. 11, 1943   | A     | L | 39    | 54   |
| Jan. 23, 1943   | H     | L | 43    | 48   |
| Jan. 24, 1947   | H     | L | 37    | 38   |
| Feb. 1, 1947  | A     | L | 58    | 59   |
| Jan. 21, 1948   | H     | W | 46    | 41   |
| Feb. 2, 1948  | A     | L | 47    | 55   |
| Jan. 22, 1949   | H     | W | 48    | 46   |
| Feb. 5, 1949  | A     | L | 42    | 52   |
| Jan. 21, 1950   | H     | L | 47    | 58   |
| Feb. 6, 1950  | A     | L | 51    | 63   |
| Jan. 6, 1951  | A     | L | 51    | 61   |
| Jan. 12, 1952   | H     | L | 61    | 73   |
| Feb. 7, 1953  | A     | W | 71    | 66   |
| Dec. 30, 1953   | A     | L | 48    | 96   |
| Feb. 6, 1954  | H     | W | 76    | 73   |
| Feb. 5, 1955  | A     | L | 74    | 79   |
| Feb. 27, 1956   | H     | W | 74    | 65   |
| Feb. 2, 1957  | A     | L | 78    | 83   |
| Feb. 1, 1958  | H     | W | 77    | 69   |
| Jan. 31, 1959   | A     | W | 64    | 61   |
| Jan. 30, 1960   | H     | W | 55    | 54   |
| Feb. 4, 1961  | A     | L | 53    | 58   |
| Feb. 3, 1962  | H     | W | 89    | 68   |
| Feb. 2, 1963  | A     | W | 62    | 59   |

|               |       |   |          |      |
|---------------|-------|---|----------|------|
| Feb. 1, 1964  | H     | W | 81       | 63   |
| Jan. 30, 1965 | A     | L | 77       | 1055 |
| Mar. 1, 1965  | H     | L | 64       | 79   |
| Jan. 31, 1966 | A     | L | 63       | 68   |
| Feb. 14, 1966 | H     | L | 76       | 91   |
| Dec. 31, 1966 | H     | W | 64       | 51   |
| Jan. 16, 1967 | A     | L | 65       | 71   |
| Dec. 4, 1967  | A     | L | 65       | 78   |
| Jan. 15, 1968 | H     | L | 65       | 74   |
| Jan. 25, 1969 | A     | W | 92       | 79   |
| Feb. 22, 1969 | H     | W | 85       | 75   |
| Jan. 24, 1970 | A     | W | 84       | 75   |
| Feb. 21, 1970 | H     | L | 74       | 92   |
| Jan. 23, 1971 | A     | L | 86       | 1077 |
| Feb. 20, 1971 | H     | W | 96       | 94   |
| Jan. 29, 1972 | A     | L | 77       | 85   |
| Feb. 26, 1972 | H     | L | 87       | 93   |
| Jan. 27, 1973 | H     | W | 81       | 77   |
| Feb. 24, 1973 | A     | L | 70       | 98   |
| Jan. 19, 1974 | A     | L | 51       | 96   |
| Feb. 18, 1974 | H     | L | 79       | 89   |
| Jan. 18, 1975 | H     | W | 93       | 89   |
| Feb. 17, 1975 | A     | L | 78       | 85   |
| Jan. 24, 1976 | H     | L | 59       | 71   |
| Feb. 21, 1976 | A     | L | 72       | 80   |
| Jan. 17, 1977 | H     | W | 74       | 69   |
| Feb. 14, 1977 | A     | W | OT 76 OT | 71   |
| Jan. 7, 1978  | H     | W | 74       | 61   |
| Feb. 4, 1978  | A     | L | 78       | 91   |
| Jan. 3, 1979  | H     | L | 55       | 57   |
| Jan. 27, 1979 | A     | L | 59       | 66   |
| Feb. 28, 1979 | BHAM* | W | 59       | 53   |
| Jan. 9, 1980  | A     | L | 57       | 66   |
| Feb. 6, 1980  | H     | L | 73       | 77   |
| Jan. 14, 1981 | H     | L | 81       | 97   |
| Feb. 11, 1981 | A     | W | 69       | 55   |
| Jan. 13, 1982 | A     | L | 68       | 78   |
| Feb. 10, 1982 | H     | L | 60       | 71   |
| Jan. 17, 1983 | A     | L | 62       | 64   |
| Feb. 14, 1983 | H     | W | 72       | 71   |
| Jan. 17, 1984 | H     | L | 71       | 73   |
| Feb. 13, 1984 | A     | W | 73       | 67   |
| Mar. 8, 1984  | *A*   | W | 59       | 58   |
| Jan. 30, 1985 | A     | W | 86       | 80   |
| Mar. 2, 1985  | H     | W | 84       | 58   |
| Jan. 29, 1986 | H     | W | 97       | 70   |
| Mar. 1, 1986  | A     | W | 79       | 65   |
| Jan. 17, 1987 | A     | L | 75       | 91   |
| Feb. 23, 1987 | H     | W | 91       | 83   |
| Jan. 23, 1988 | H     | L | 71       | 75   |
| Feb. 24, 1988 | A     | W | 81       | 68   |
| Dec. 14, 1988 | A     | L | 77       | 93   |
| Feb. 22, 1989 | H     | L | 62       | 77   |
| Jan. 20, 1990 | H     | W | 82       | 79   |
| Feb. 20, 1990 | A     | W | 87       | 74   |
| Jan. 16, 1991 | H     | L | 59       | 80   |
| Feb. 16, 1991 | A     | L | 70       | 90   |
| Feb. 4, 1992  | A     | L | 83       | 89   |
| Jan. 30, 1993 | H     | L | 70       | 73   |
| Feb. 9, 1994  | A     | L | 60       | 84   |
| Mar. 10, 1994 | MEM*  | W | 81       | 56   |
| Feb. 8, 1995  | H     | L | 59       | 77   |
| Jan. 31, 1996 | A     | L | 62       | 76   |
| Mar. 7, 1996  | NO*   | W | 68       | 65   |
| Feb. 15, 1997 | H     | L | 61       | 75   |
| Feb. 18, 1998 | A     | L | 66       | 82   |
| Feb. 17, 1999 | H     | W | 81       | 63   |
| Feb. 16, 2000 | A     | W | 86       | 80   |
| Mar. 3, 2001  | H     | W | 69       | 66   |
| Jan. 16, 2002 | A     | L | 67       | 73   |
| Jan. 8, 2003  | H     | W | 62       | 59   |
| Jan. 7, 2004  | A     | L | 53       | 59   |
| Feb. 16, 2005 | H     | L | 43       | 67   |
| Mar. 10, 2005 | ATL*  | W | 77       | 73   |
| Jan. 7, 2006  | A     | L | 50       | 74   |
| Mar. 9, 2006  | NASH* | L | 71       | 76   |
| Jan. 6, 2007  | H     | W | 68       | 65   |
| Feb. 2, 2008  | A     | L | 71       | 78   |
| Mar. 13, 2008 | ATL*  | L | 82       | 93   |
| Jan. 31, 2009 | H     | L | 75       | 82   |
| Jan. 23, 2010 | A     | L | 74       | 82   |
| Feb. 19, 2011 | H     | L | 60       | 77   |
| Jan. 7, 2012  | A     | L | 35       | 65   |

|  |      |    |      |    |
|--|------|----|------|----|
| Jan. 23, 2013  | A    | L  | 61   | 73 |
| Mar. 2, 2013   | H    | L  | 55   | 62 |
| Feb. 22, 2014  | H    | L  | 59   | 67 |
| *SEC Tournament  |      |    |      |    |
| Key to Abbreviations: MEM—Memphis, Tenn.<br>BHAM—Birmingham, Ala. LOU—Louisville, Ky.<br>ATL—Atlanta, Ga. NO—New Orleans, La.<br>NASH—Nashville, Tenn. |      |    |      |    |
| Series Notes   |      |    |      |    |
| All Games at Auburn: Vanderbilt leads 35-29  |      |    |      |    |
| All Games at Auburn Arena: Vanderbilt leads 3-0  |      |    |      |    |
| All Games at BEMC: Vanderbilt leads 18-15  |      |    |      |    |
| All Games at Vanderbilt: Vanderbilt leads 48-17  |      |    |      |    |
| All Games at Memorial Gym: Vanderbilt leads 35-13  |      |    |      |    |
| Kevin Stallings vs. Auburn: 14-5   |      |    |      |    |
| All Games at Neutral Sites: Auburn leads 5-1   |      |    |      |    |
| SEC Tournament Games: Auburn leads 6-2   |      |    |      |    |
| Current Series Streak: 9 by Vanderbilt   |      |    |      |    |
| Longest Auburn Streak: 6 ('83-'84/'85-'86)   |      |    |      |    |
| Longest Vanderbilt Streak: 13 ('32-'33/'39-'40)  |      |    |      |    |
| <b>VILLANOVA (2-2)</b>   |      |    |      |    |
| Dec. 28, 1983  | JACK | W  | 95   | 83 |
| Dec. 29, 1987  | ATL  | W  | 65   | 64 |
| Dec. 28, 1988  | ORL  | L  | 83   | 84 |
| Dec. 27, 1990  | NO   | L  | 71   | 88 |
| Key to Abbreviations: JACK—Jacksonville, Fla.<br>NO—New Orleans, La. ORL—Orlando, Fla.   |      |    |      |    |
| <b>VIRGINIA (4-3)</b>  |      |    |      |    |
| 1919-20  | A    | W  | 27   | 21 |
| Feb. 18, 1925  | ATL* | L  | 27   | 29 |
| Feb. 27, 1931  | ATL* | W  | 33   | 26 |
| Dec. 8, 2001   | BHAM | L  | 72   | 77 |
| Dec. 3, 2004   | RICH | L  | 87   | 89 |
| Dec. 20, 2008  | A    | W  | 58   | 56 |
| Dec. 7, 2009   | H    | W  | 68   | 67 |
| *Southern Conference Tournament  |      |    |      |    |
| Key to Abbreviation: ATL—Atlanta, Ga.<br>BHAM—Birmingham, Ala. RICH—Richmond, Va.  |      |    |      |    |
| <b>VIRGINIA COMMONWEALTH (4-1)</b>   |      |    |      |    |
| Mar. 3, 1975   | H    | W  | 1177 | 72 |
| Dec. 16, 1976  | A    | W  | 1097 | 59 |
| Dec. 21, 1984  | CHAT | L  | 59   | 78 |
| Dec. 5, 1987   | H    | W  | 93   | 80 |
| Dec. 20, 1988  | A    | W  | 85   | 79 |
| Key to Abbreviation: CHAT—Chattanooga, Tenn.   |      |    |      |    |
| <b>VIRGINIA MILITARY INSTITUTE (0-2)</b>   |      |    |      |    |
| 1919-20  | A    | L  | 19   | 45 |
| Feb. 6, 1926   | A    | L  | 25   | 41 |
| <b>VIRGINIA TECH (6-2)</b>   |      |    |      |    |
| 1919-20  | A    | L  | 20   | 26 |
| Feb. 25, 1927  | ATL* | W  | 38   | 33 |
| Dec. 16, 1960  | BHAM | W  | 76   | 73 |
| Dec. 16, 1961  | BHAM | W  | 77   | 63 |
| Dec. 29, 1967  | OKC  | W  | 76   | 61 |
| Dec. 8, 1973   | H    | W  | 76   | 74 |
| Dec. 14, 1974  | A    | L  | 82   | 83 |
| Dec. 21, 1999  | SANJ | W  | 73   | 63 |
| *Southern Conference Tournament  |      |    |      |    |
| Key to Abbreviations: OKC—Oklahoma City, Okla.<br>ATL—Atlanta, Ga. BHAM—Birmingham, Ala.<br>SANJ—San Juan, P.R.  |      |    |      |    |
| <b>WAKE FOREST (4-3)</b>   |      |    |      |    |
| 1907-08  | W    | 38 | 13   |    |
| Dec. 19, 1956  | CHAR | L  | 48   | 58 |
| Dec. 7, 1957   | COL  | W  | 78   | 66 |
| Dec. 9, 1967   | A    | W  | 66   | 63 |
| Dec. 6, 1969   | H    | L  | 81   | 95 |
| Dec. 27, 1983  | JACK | L  | 67   | 76 |
| Mar. 23, 2003  | TAM* | W  | 68   | 62 |
| * NCAA Tournament  |      |    |      |    |
| Key to Abbreviations: JACK—Jacksonville, Fla.<br>CHAR—Charlotte, N.C. COL—Columbus, Ga.<br>TAM—Tampa, Fla.   |      |    |      |    |
| <b>WASHINGTON (0-1)</b>  |      |    |      |    |
| 1947-48  | L    | 29 | 59   |    |



## Series Scores

**WASHINGTON & LEE (1-1)**

|               |      |   |    |    |
|---------------|------|---|----|----|
| 1919-20       | A    | L | 10 | 34 |
| Dec. 17, 1954 | MONT | W | 91 | 81 |

Key to Abbreviation: MONT—Montgomery, Ala.

**WEBER STATE (1-0)**

|               |       |   |    |    |
|---------------|-------|---|----|----|
| Dec. 13, 1997 | PROVO | W | 63 | 58 |
|---------------|-------|---|----|----|

Key to Abbreviation: PROVO—Provo, Utah

**WEST ALABAMA (FORM. LIVINGSTON) (2-0)**

|              |   |   |    |    |
|--------------|---|---|----|----|
| 1948-49      |   | W | 49 | 44 |
| Dec. 1, 1960 | H | W | 90 | 50 |

**WEST FLORIDA (1-0)**

|               |   |   |    |    |
|---------------|---|---|----|----|
| Dec. 12, 1994 | H | W | 96 | 59 |
|---------------|---|---|----|----|

**WEST POINT ATHLETIC CLUB (2-0)**

|         |   |   |    |    |
|---------|---|---|----|----|
| 1919-20 | A | W | 38 | 8  |
| 1922-23 |   | W | 25 | 18 |

**WEST VIRGINIA (2-2)**

|               |      |   |    |    |
|---------------|------|---|----|----|
| Dec. 29, 1984 | A    | W | 59 | 58 |
| Nov. 22, 1985 | HART | L | 58 | 75 |
| Dec. 3, 1985  | H    | W | 84 | 59 |
| Dec. 5, 2007  | BHAM | L | 59 | 88 |

Key to Abbreviation: BHAM—Birmingham, Ala.  
HART—Hartford, Conn. (Preseason NIT)**WESTERN CAROLINA (4-0)**

|               |   |   |    |    |
|---------------|---|---|----|----|
| Dec. 4, 1973  | H | W | 95 | 85 |
| Dec. 9, 1974  | H | W | 85 | 77 |
| Dec. 3, 1975  | A | W | 88 | 76 |
| Dec. 15, 1996 | H | W | 80 | 55 |

**WEST GEORGIA (1-0)**

|              |   |   |    |    |
|--------------|---|---|----|----|
| Jan. 5, 2010 | H | W | 96 | 72 |
|--------------|---|---|----|----|

**WESTERN KENTUCKY (1-3)**

|               |      |   |    |    |
|---------------|------|---|----|----|
| Dec. 16, 1972 | LA   | L | 72 | 87 |
| Dec. 7, 1985  | A    | L | 58 | 71 |
| Dec. 1, 2002  | NASH | L | 70 | 89 |
| Nov. 21, 2003 | H    | W | 86 | 64 |

Key to Abbreviation: LA—Los Angeles, Calif.  
NASH—Nashville, Tenn.**WESTERN MICHIGAN (0-1)**

|               |   |   |    |    |
|---------------|---|---|----|----|
| Dec. 17, 2002 | H | L | 54 | 72 |
|---------------|---|---|----|----|

**WETUMPKA ATHLETIC CLUB (3-0)**

|               |   |   |    |    |
|---------------|---|---|----|----|
| 1907-08       | H | W | 47 | 11 |
| 1909-10       | H | W | 56 | 12 |
| Jan. 17, 1914 | H | W | 82 | 17 |

**WHITE'S BUSINESS COLLEGE (1-0)**

|         |   |   |    |    |
|---------|---|---|----|----|
| 1927-28 | H | W | 92 | 13 |
|---------|---|---|----|----|

**WILLIAM & MARY (0-1)**

|               |     |   |    |    |
|---------------|-----|---|----|----|
| Dec. 29, 1981 | DUR | L | 48 | 58 |
|---------------|-----|---|----|----|

Key to Abbreviation: DUR—Durham, N.C.

**WINSTON-SALEM STATE (1-0)**

|               |   |   |    |    |
|---------------|---|---|----|----|
| Nov. 17, 2006 | H | W | 95 | 62 |
|---------------|---|---|----|----|

**WINTHROP (3-1)**

|               |       |   |    |    |
|---------------|-------|---|----|----|
| Dec. 30, 1996 | H     | W | 80 | 55 |
| Mar. 11, 1999 | INDY* | W | 80 | 41 |
| Dec. 29, 2005 | H     | W | 64 | 62 |
| DEC. 22, 2012 | H     | L | 67 | 74 |

\*NCAA Tournament

Key to Abbreviation: INDY—Indianapolis, Ind.

**WISCONSIN (0-1)**

|               |       |   |    |    |
|---------------|-------|---|----|----|
| Nov. 25, 2006 | SOPAD | L | 63 | 77 |
|---------------|-------|---|----|----|

Key to Abbreviation:

SOPAD—South Padre Island, Texas

**WOFFORD (6-2)**

|               |   |   |    |    |
|---------------|---|---|----|----|
| 1922-23       |   | W | 42 | 19 |
| 1922-23       |   | L | 19 | 20 |
| Dec. 19, 1995 | H | W | 73 | 56 |
| Nov. 25, 1997 | H | W | 68 | 51 |
| Dec. 15, 1998 | H | W | 79 | 51 |

|               |   |   |    |    |
|---------------|---|---|----|----|
| Nov. 22, 2002 | H | W | 81 | 63 |
| Dec. 5, 2004  | H | L | 78 | 85 |
| Dec. 16, 2006 | H | W | 86 | 76 |

**WYOMING (1-0)**

|               |      |   |    |    |
|---------------|------|---|----|----|
| Dec. 19, 1958 | BHAM | W | 70 | 47 |
|---------------|------|---|----|----|

Key to Abbreviation: BHAM—Birmingham, Ala.

**XAVIER (3-4)**

|               |      |   |    |    |
|---------------|------|---|----|----|
| Dec. 28, 1962 | NO   | W | 64 | 57 |
| Dec. 28, 1968 | MOB  | W | 75 | 73 |
| Dec. 29, 1970 | NOR  | W | 86 | 73 |
| Dec. 18, 1971 | BHAM | L | 60 | 71 |
| Dec. 19, 1972 | A    | L | 60 | 67 |
| Jan. 6, 2008  | H    | L | 57 | 80 |
| Dec. 3, 2008  | A    | L | 74 | 81 |

Key to Abbreviation:

BHAM—Birmingham, Ala.

MOB—Mobile, Ala.

NO—New Orleans, La.

NOR—Norfolk, Va.

**YOUNGSTOWN STATE (1-0)**

|              |     |   |    |    |
|--------------|-----|---|----|----|
| Dec. 8, 1983 | MOB | W | 78 | 52 |
|--------------|-----|---|----|----|

Key to Abbreviation: MOB—Mobile, Ala.



Record vs. Conferences

**America East**

| AU:                       | Won      | Lost     |
|---------------------------|----------|----------|
| Albany (N.Y.)             | 0        | 0        |
| Binghamton                | 0        | 0        |
| Hartford                  | 0        | 0        |
| Maine                     | 0        | 0        |
| Maryland-Baltimore County | 0        | 0        |
| UMass-Lowell              | 0        | 0        |
| New Hampshire             | 0        | 0        |
| Stony Brook               | 1        | 0        |
| Vermont                   | 0        | 0        |
| <b>TOTALS</b>             | <b>1</b> | <b>0</b> |

(1.000)

**The American**

| AU:                | Won       | Lost      |
|--------------------|-----------|-----------|
| Central Florida    | 4         | 1         |
| Cincinnati         | 0         | 0         |
| Connecticut        | 0         | 1         |
| East Carolina      | 0         | 0         |
| Houston            | 1         | 6         |
| Memphis            | 1         | 0         |
| Southern Methodist | 0         | 4         |
| South Florida      | 5         | 1         |
| Temple             | 12        | 2         |
| Tulane             | 33        | 25        |
| Tulsa              | 2         | 0         |
| <b>TOTALS</b>      | <b>58</b> | <b>40</b> |

(.592)

**Atlantic 10**

| AU:                   | Won       | Lost     |
|-----------------------|-----------|----------|
| Davidson              | 1         | 0        |
| Dayton                | 0         | 4        |
| Duquesne              | 2         | 0        |
| Fordham               | 1         | 0        |
| George Mason          | 0         | 0        |
| George Washington     | 2         | 1        |
| La Salle              | 1         | 0        |
| Massachusetts         | 0         | 0        |
| Rhode Island          | 0         | 1        |
| Richmond              | 2         | 1        |
| St. Bonaventure       | 0         | 1        |
| Saint Joseph's (Pa.)  | 2         | 0        |
| St. Louis             | 1         | 0        |
| Virginia Commonwealth | 4         | 1        |
| <b>TOTALS</b>         | <b>16</b> | <b>9</b> |

(.696)

**Atlantic Coast**

| AU:                  | Won        | Lost       |
|----------------------|------------|------------|
| Boston College       | 2          | 1          |
| Clemson              | 15         | 11         |
| Duke                 | 0          | 3          |
| Florida State        | 23         | 8          |
| Georgia Tech         | 53         | 61         |
| Louisville           | 1          | 1          |
| Miami (Fla.)         | 1          | 1          |
| North Carolina       | 0          | 4          |
| North Carolina State | 3          | 5          |
| Notre Dame           | 0          | 0          |
| Pittsburgh           | 0          | 2          |
| Syracuse             | 0          | 1          |
| Virginia             | 4          | 3          |
| Virginia Tech        | 6          | 2          |
| Wake Forest          | 4          | 3          |
| <b>TOTALS</b>        | <b>112</b> | <b>106</b> |

(.519)

**Atlantic Sun**

| AU:                | Won       | Lost     |
|--------------------|-----------|----------|
| Florida Gulf Coast | 0         | 0        |
| Jacksonville       | 3         | 2        |
| Kennesaw State     | 2         | 0        |
| Lipscomb           | 1         | 0        |
| North Florida      | 1         | 0        |
| Northern Kentucky  | 0         | 0        |
| Stetson            | 3         | 1        |
| USC-Upstate        | 1         | 0        |
| <b>TOTALS</b>      | <b>11</b> | <b>3</b> |

(.786)

**Big 12**

| AU:          | Won | Lost |
|--------------|-----|------|
| Baylor       | 2   | 4    |
| Iowa State   | 1   | 2    |
| Kansas       | 1   | 0    |
| Kansas State | 0   | 1    |

|                |           |           |
|----------------|-----------|-----------|
| Oklahoma       | 1         | 1         |
| Oklahoma State | 2         | 1         |
| Texas          | 1         | 1         |
| Texas Tech     | 1         | 1         |
| TCU            | 2         | 1         |
| West Virginia  | 2         | 2         |
| <b>TOTALS</b>  | <b>13</b> | <b>14</b> |

(.481)

**Big East**

| AU:           | Won       | Lost      |
|---------------|-----------|-----------|
| Butler        | 2         | 0         |
| Creighton     | 1         | 1         |
| DePaul        | 0         | 1         |
| Georgetown    | 0         | 0         |
| Marquette     | 0         | 2         |
| Providence    | 1         | 0         |
| St. John's    | 1         | 0         |
| Seton Hall    | 0         | 1         |
| Villanova     | 2         | 2         |
| Xavier (Ohio) | 3         | 4         |
| <b>TOTALS</b> | <b>10</b> | <b>11</b> |

(.476)

**Big Sky**

| AU:                | Won      | Lost     |
|--------------------|----------|----------|
| Eastern Washington | 0        | 0        |
| Idaho              | 0        | 0        |
| Idaho State        | 0        | 0        |
| Montana            | 1        | 0        |
| Montana State      | 0        | 0        |
| North Dakota       | 0        | 0        |
| Northern Arizona   | 0        | 0        |
| Northern Colorado  | 0        | 0        |
| Portland State     | 0        | 0        |
| Sacramento State   | 0        | 0        |
| Southern Utah      | 0        | 0        |
| Weber State        | 1        | 0        |
| <b>TOTALS</b>      | <b>2</b> | <b>0</b> |

(1.000)

**Big South**

| AU:                 | Won       | Lost     |
|---------------------|-----------|----------|
| Campbell            | 0         | 1        |
| Charleston Southern | 3         | 0        |
| Coastal Carolina    | 1         | 0        |
| Gardner-Webb        | 1         | 0        |
| High Point          | 2         | 0        |
| Liberty             | 1         | 0        |
| Longwood            | 0         | 0        |
| UNC-Asheville       | 2         | 1        |
| Presbyterian        | 0         | 1        |
| Radford             | 1         | 0        |
| Winthrop            | 3         | 1        |
| <b>TOTALS</b>       | <b>14</b> | <b>6</b> |

(.778)

**Big Ten**

| AU:            | Won      | Lost      |
|----------------|----------|-----------|
| Illinois       | 0        | 3         |
| Indiana        | 0        | 1         |
| Iowa           | 0        | 0         |
| Maryland       | 0        | 0         |
| Michigan       | 0        | 1         |
| Michigan State | 0        | 1         |
| Minnesota      | 0        | 0         |
| Nebraska       | 0        | 0         |
| Northwestern   | 0        | 0         |
| Ohio State     | 0        | 1         |
| Penn State     | 0        | 0         |
| Purdue         | 1        | 1         |
| Rutgers        | 4        | 2         |
| Wisconsin      | 0        | 1         |
| <b>TOTALS</b>  | <b>5</b> | <b>11</b> |

(.313)

**Big West**

| AU:                  | Won      | Lost     |
|----------------------|----------|----------|
| Cal Poly             | 0        | 0        |
| Cal State-Fullerton  | 1        | 0        |
| Cal State-Northridge | 0        | 0        |
| Hawaii               | 2        | 0        |
| Long Beach State     | 1        | 1        |
| UC Davis             | 0        | 0        |
| UC Irvine            | 0        | 0        |
| UC Riverside         | 0        | 0        |
| UC Santa Barbara     | 0        | 0        |
| <b>TOTALS</b>        | <b>4</b> | <b>1</b> |

(.800)

**Colonial**

| AU:                   | Won       | Lost     |
|-----------------------|-----------|----------|
| College of Charleston | 3         | 0        |
| Delaware              | 2         | 0        |
| Drexel                | 0         | 0        |
| Elon                  | 0         | 0        |
| Hofstra               | 0         | 0        |
| James Madison         | 2         | 1        |
| UNC Wilmington        | 1         | 1        |
| Northeastern          | 0         | 0        |
| Towson                | 2         | 0        |
| William & Mary        | 0         | 1        |
| <b>TOTALS</b>         | <b>10</b> | <b>3</b> |

(.769)

**Conference USA**

| AU:                    | Won       | Lost      |
|------------------------|-----------|-----------|
| UAB                    | 7         | 10        |
| Charlotte              | 0         | 0         |
| Florida Atlantic       | 1         | 0         |
| Florida International  | 2         | 0         |
| Louisiana Tech         | 5         | 2         |
| Marshall               | 1         | 0         |
| Middle Tennessee State | 2         | 0         |
| North Texas            | 1         | 0         |
| Old Dominion           | 2         | 1         |
| Rice                   | 3         | 1         |
| Southern Mississippi   | 14        | 2         |
| Texas-San Antonio      | 0         | 0         |
| UTEP                   | 0         | 3         |
| Western Kentucky       | 1         | 3         |
| <b>TOTALS</b>          | <b>39</b> | <b>22</b> |

(.639)

**Horizon**

| AU:                 | Won      | Lost     |
|---------------------|----------|----------|
| Cleveland State     | 0        | 0        |
| Detroit             | 1        | 0        |
| Illinois-Chicago    | 0        | 0        |
| Oakland (Mich.)     | 0        | 0        |
| Valparaiso          | 0        | 0        |
| Wisconsin-Green Bay | 0        | 0        |
| Wisconsin-Milwaukee | 0        | 0        |
| Wright State        | 0        | 0        |
| Youngstown State    | 1        | 0        |
| <b>TOTALS</b>       | <b>2</b> | <b>0</b> |

(1.000)

**Ivy League**

| AU:           | Won      | Lost     |
|---------------|----------|----------|
| Brown         | 0        | 0        |
| Columbia      | 2        | 0        |
| Cornell       | 0        | 0        |
| Dartmouth     | 1        | 0        |
| Harvard       | 0        | 0        |
| Pennsylvania  | 1        | 0        |
| Princeton     | 0        | 0        |
| Yale          | 0        | 0        |
| <b>TOTALS</b> | <b>4</b> | <b>0</b> |

(1.000)

**Metro Atlantic**

| AU:           | Won      | Lost     |
|---------------|----------|----------|
| Canisius      | 0        | 0        |
| Fairfield     | 0        | 0        |
| Iona          | 1        | 1        |
| Manhattan     | 0        | 0        |
| Marist        | 0        | 0        |
| Monmouth      | 0        | 0        |
| Niagara       | 1        | 0        |
| Quinnipiac    | 0        | 0        |
| Rider         | 0        | 0        |
| St. Peter's   | 0        | 0        |
| Siena         | 0        | 0        |
| <b>TOTALS</b> | <b>2</b> | <b>1</b> |

(.667)

**Mid-American**

| AU:              | Won | Lost |
|------------------|-----|------|
| Akron            | 0   | 0    |
| Ball State       | 1   | 1    |
| Bowling Green    | 0   | 0    |
| Buffalo          | 1   | 0    |
| Central Michigan | 0   | 0    |
| Eastern Michigan | 0   | 0    |
| Kent State       | 0   | 0    |





Record vs. Conferences

|                         |   |   |
|-------------------------|---|---|
| Miami (Ohio) .....      | 0 | 0 |
| Northern Illinois ..... | 0 | 0 |
| Ohio U. ....            | 1 | 0 |
| Toledo .....            | 0 | 2 |
| Western Michigan .....  | 0 | 1 |
| TOTALS .....            | 3 | 4 |

Mid-Eastern Athletic

|                              |    |   |
|------------------------------|----|---|
| AU: Won Lost                 |    |   |
| Bethune-Cookman .....        | 3  | 0 |
| Coppin State .....           | 1  | 0 |
| Delaware State .....         | 0  | 0 |
| Florida A&M .....            | 8  | 0 |
| Hampton .....                | 0  | 0 |
| Howard .....                 | 0  | 0 |
| Maryland-Eastern Shore ..... | 1  | 0 |
| Morgan State .....           | 0  | 0 |
| Norfolk State .....          | 1  | 0 |
| North Carolina A&T .....     | 0  | 0 |
| North Carolina Central ..... | 0  | 0 |
| Savannah State .....         | 0  | 0 |
| South Carolina State .....   | 1  | 0 |
| TOTALS .....                 | 15 | 0 |

Missouri Valley

|                         |   |   |
|-------------------------|---|---|
| AU: Won Lost            |   |   |
| Bradley .....           | 2 | 0 |
| Drake .....             | 0 | 0 |
| Evansville .....        | 0 | 0 |
| Illinois State .....    | 0 | 0 |
| Indiana State .....     | 0 | 0 |
| Loyola (Ill.) .....     | 0 | 0 |
| Missouri State .....    | 1 | 1 |
| Northern Iowa .....     | 0 | 1 |
| Southern Illinois ..... | 1 | 0 |
| Wichita State .....     | 0 | 0 |
| TOTALS .....            | 4 | 2 |

Mountain West

|                       |   |   |
|-----------------------|---|---|
| AU: Won Lost          |   |   |
| Air Force .....       | 1 | 1 |
| Boise State .....     | 0 | 0 |
| Colorado State .....  | 2 | 2 |
| Fresno State .....    | 0 | 0 |
| Nevada .....          | 0 | 0 |
| UNLV .....            | 1 | 4 |
| New Mexico .....      | 0 | 0 |
| San Diego State ..... | 0 | 0 |
| San Jose State .....  | 1 | 0 |
| Utah State .....      | 0 | 0 |
| Wyoming .....         | 1 | 0 |
| TOTALS .....          | 6 | 7 |

Northeast

|                                 |   |   |
|---------------------------------|---|---|
| AU: Won Lost                    |   |   |
| Bryant University .....         | 0 | 0 |
| Central Connecticut State ..... | 0 | 0 |
| Fairleigh Dickinson .....       | 1 | 0 |
| Long Island U. ....             | 0 | 0 |
| Mount St. Mary's .....          | 1 | 0 |
| Robert Morris .....             | 1 | 0 |
| Sacred Heart .....              | 0 | 0 |
| St. Francis (N.Y.) .....        | 0 | 0 |
| St. Francis (Pa.) .....         | 0 | 0 |
| Wagner .....                    | 0 | 0 |
| TOTALS .....                    | 3 | 0 |

Ohio Valley

|                                |    |   |
|--------------------------------|----|---|
| AU: Won Lost                   |    |   |
| Austin Peay .....              | 4  | 0 |
| Belmont .....                  | 2  | 0 |
| Eastern Illinois .....         | 1  | 0 |
| Eastern Kentucky .....         | 3  | 1 |
| Jacksonville State .....       | 13 | 0 |
| Morehead State .....           | 0  | 0 |
| Murray State .....             | 3  | 1 |
| SIU-Edwardsville .....         | 1  | 0 |
| Southeast Missouri State ..... | 0  | 0 |
| Tennessee State .....          | 1  | 0 |
| Tennessee Tech .....           | 4  | 1 |
| UT-Martin .....                | 2  | 0 |
| TOTALS .....                   | 34 | 3 |

Pacific-12

|                        |   |   |
|------------------------|---|---|
| AU: Won Lost           |   |   |
| Arizona .....          | 1 | 0 |
| Arizona State .....    | 0 | 0 |
| California .....       | 0 | 0 |
| Colorado .....         | 0 | 1 |
| Oregon .....           | 1 | 0 |
| Oregon State .....     | 0 | 0 |
| Southern Cal .....     | 0 | 2 |
| Stanford .....         | 0 | 1 |
| UCLA .....             | 0 | 0 |
| Utah .....             | 1 | 0 |
| Washington .....       | 0 | 1 |
| Washington State ..... | 0 | 0 |
| TOTALS .....           | 3 | 5 |

Patriot League

|                    |   |   |
|--------------------|---|---|
| AU: Won Lost       |   |   |
| American .....     | 0 | 0 |
| Army .....         | 0 | 0 |
| Boston U. ....     | 0 | 0 |
| Bucknell .....     | 0 | 0 |
| Colgate .....      | 0 | 0 |
| Holy Cross .....   | 0 | 0 |
| Lafayette .....    | 0 | 0 |
| Lehigh .....       | 0 | 0 |
| Loyola (Md.) ..... | 0 | 0 |
| Navy .....         | 5 | 1 |
| TOTALS .....       | 5 | 1 |

Southeastern

|                         |     |     |
|-------------------------|-----|-----|
| AU: Won Lost            |     |     |
| Alabama .....           | 58  | 91  |
| Arkansas .....          | 16  | 31  |
| Florida .....           | 87  | 75  |
| Georgia .....           | 89  | 90  |
| Kentucky .....          | 17  | 89  |
| LSU .....               | 64  | 83  |
| Mississippi State ..... | 73  | 67  |
| Missouri .....          | 0   | 2   |
| Ole Miss .....          | 73  | 55  |
| South Carolina .....    | 22  | 15  |
| Tennessee .....         | 37  | 74  |
| Texas A&M .....         | 3   | 5   |
| Vanderbilt .....        | 51  | 85  |
| TOTALS .....            | 590 | 762 |

Southern

|                                   |    |    |
|-----------------------------------|----|----|
| AU: Won Lost                      |    |    |
| The Citadel .....                 | 1  | 1  |
| Chattanooga .....                 | 2  | 2  |
| East Tennessee State .....        | 1  | 0  |
| Furman .....                      | 4  | 1  |
| Mercer .....                      | 15 | 16 |
| North Carolina-Greensboro .....   | 0  | 0  |
| Samford .....                     | 22 | 2  |
| Virginia Military Institute ..... | 0  | 2  |
| Western Carolina .....            | 4  | 0  |
| Wofford .....                     | 6  | 2  |
| TOTALS .....                      | 55 | 26 |

Southland

|                                |    |   |
|--------------------------------|----|---|
| AU: Won Lost                   |    |   |
| Abilene Christian .....        | 0  | 0 |
| Central Arkansas .....         | 0  | 0 |
| Houston Baptist .....          | 0  | 0 |
| Incarnate Word .....           | 0  | 0 |
| Lamar .....                    | 1  | 0 |
| McNeese State .....            | 3  | 0 |
| New Orleans .....              | 1  | 0 |
| Nicholls State .....           | 5  | 1 |
| Northwestern (La.) State ..... | 0  | 1 |
| Sam Houston State .....        | 0  | 1 |
| Southeastern Louisiana .....   | 4  | 0 |
| Stephen F. Austin .....        | 0  | 0 |
| Texas A&M-Corpus Christi ..... | 1  | 0 |
| TOTALS .....                   | 15 | 3 |

Southwestern Athletic

|                   |   |   |
|-------------------|---|---|
| AU: Won Lost      |   |   |
| Alabama A&M ..... | 3 | 0 |

|                                |    |   |
|--------------------------------|----|---|
| Alabama State .....            | 5  | 0 |
| Alcorn State .....             | 0  | 0 |
| Arkansas-Pine Bluff .....      | 5  | 0 |
| Grambling State .....          | 5  | 0 |
| Jackson State .....            | 1  | 0 |
| Mississippi Valley State ..... | 0  | 0 |
| Prairie View A&M .....         | 0  | 0 |
| Southern (Baton Rouge) .....   | 1  | 0 |
| Texas Southern .....           | 2  | 0 |
| TOTALS .....                   | 22 | 0 |

Summit League

|                          |   |   |
|--------------------------|---|---|
| AU: Won Lost             |   |   |
| Denver .....             | 1 | 0 |
| IPFW .....               | 1 | 0 |
| IUPUI .....              | 1 | 0 |
| Nebraska-Omaha .....     | 0 | 0 |
| North Dakota State ..... | 0 | 0 |
| Oral Roberts .....       | 1 | 1 |
| South Dakota .....       | 0 | 0 |
| South Dakota State ..... | 0 | 0 |
| Western Illinois .....   | 0 | 0 |
| TOTALS .....             | 4 | 1 |

Sun Belt

|                            |    |    |
|----------------------------|----|----|
| AU: Won Lost               |    |    |
| Appalachian State .....    | 1  | 0  |
| Arkansas-Little Rock ..... | 1  | 0  |
| Arkansas State .....       | 0  | 1  |
| Georgia Southern .....     | 6  | 0  |
| Georgia State .....        | 5  | 1  |
| Louisiana-Lafayette .....  | 5  | 3  |
| Louisiana-Monroe .....     | 3  | 0  |
| South Alabama .....        | 5  | 4  |
| Texas-Arlington .....      | 0  | 0  |
| Texas State .....          | 0  | 0  |
| Troy .....                 | 10 | 1  |
| TOTALS .....               | 36 | 10 |

West Coast

|                           |   |   |
|---------------------------|---|---|
| AU: Won Lost              |   |   |
| Brigham Young .....       | 1 | 0 |
| Gonzaga .....             | 0 | 0 |
| Loyola Marymount .....    | 0 | 0 |
| Pacific .....             | 0 | 0 |
| Pepperdine .....          | 1 | 1 |
| Portland .....            | 0 | 0 |
| St. Mary's (Calif.) ..... | 0 | 0 |
| San Diego .....           | 1 | 0 |
| San Francisco .....       | 0 | 0 |
| Santa Clara .....         | 0 | 0 |
| TOTALS .....              | 3 | 1 |

Western Athletic

|                             |   |   |
|-----------------------------|---|---|
| AU: Won Lost                |   |   |
| Cal State Bakersfield ..... | 0 | 0 |
| Chicago State .....         | 0 | 0 |
| Grand Canyon .....          | 0 | 0 |
| UMKC .....                  | 0 | 0 |
| New Mexico State .....      | 0 | 0 |
| Seattle .....               | 0 | 0 |
| Texas Pan-American .....    | 1 | 0 |
| Utah Valley .....           | 0 | 0 |
| TOTALS .....                | 1 | 0 |

Independents

|              |   |   |
|--------------|---|---|
| AU: Won Lost |   |   |
| NJIT .....   | 0 | 0 |

NOTE: All conferences based on current alignment



## Year-by-Year Record

| Year    | Coach          | Won | Overall |      |      | Pct. | Won | SEC<br>Lost | Pct.       | Finish |
|---------|----------------|-----|---------|------|------|------|-----|-------------|------------|--------|
|         |                |     | Lost    | Tied | Pct. |      |     |             |            |        |
| 1905-06 | Mike Donahue   | 5   | 1       | 1    | .786 |      |     |             |            |        |
| 1906-07 | Mike Donahue   | 4   | 2       |      | .667 |      |     |             |            |        |
| 1907-08 | Mike Donahue   | 6   | 5       |      | .545 |      |     |             |            |        |
| 1908-09 | Mike Donahue   | 4   | 3       |      | .571 |      |     |             |            |        |
| 1909-10 | Mike Donahue   | 11  | 6       |      | .647 |      |     |             |            |        |
| 1910-11 | Mike Donahue   | 3   | 5       |      | .375 |      |     |             |            |        |
| 1911-12 | Mike Donahue   | 2   | 6       |      | .250 |      |     |             |            |        |
| 1912-13 | Mike Donahue   | 6   | 9       |      | .400 |      |     |             |            |        |
| 1913-14 | Mike Donahue   | 3   | 10      |      | .231 |      |     |             |            |        |
| 1914-15 | Mike Donahue   | 3   | 5       |      | .375 |      |     |             |            |        |
| 1915-16 | Mike Donahue   | 3   | 5       |      | .375 |      |     |             |            |        |
| 1916-17 | Mike Donahue   | 2   | 2       |      | .500 |      |     |             |            |        |
| 1917-18 | Mike Donahue   | 2   | 3       |      | .400 |      |     |             |            |        |
| 1918-19 | Mike Donahue   | 4   | 3       |      | .571 |      |     |             |            |        |
| 1919-20 | Mike Donahue   | 11  | 7       |      | .611 |      |     |             |            |        |
| 1920-21 | Mike Donahue   | 5   | 8       |      | .385 |      |     |             |            |        |
| 1921-22 | Wilbur Hutsell | 5   | 8       |      | .385 |      |     |             |            |        |
| 1922-23 | Wilbur Hutsell | 7   | 7       |      | .500 |      |     |             |            |        |
| 1923-24 | Wilbur Hutsell | 4   | 9       |      | .308 |      |     |             |            |        |
| 1924-25 | Herb Bunker    | 3   | 11      |      | .214 |      |     |             |            |        |
| 1925-26 | Mike Papke     | 5   | 10      |      | .333 |      |     |             |            |        |
| 1926-27 | Mike Papke     | 13  | 6       |      | .684 |      |     |             |            |        |
| 1927-28 | Mike Papke     | 20  | 2       |      | .909 |      |     |             |            |        |
| 1928-29 | George Bohler  | 6   | 15      |      | .286 |      |     |             |            |        |
| 1929-30 | Hal Lee        | 1   | 10      |      | .091 |      |     |             |            |        |
| 1930-31 | Sam McAllister | 9   | 6       |      | .600 |      |     |             |            |        |
| 1931-32 | Sam McAllister | 12  | 3       |      | .800 |      |     |             |            |        |
| 1932-33 | Sam McAllister | 4   | 9       |      | .308 | 4    | 7   | .364        | 9th        |        |
| 1933-34 | Ralph Jordan   | 2   | 11      |      | .154 | 2    | 9   | .182        | 12th       |        |
| 1934-35 | Ralph Jordan   | 4   | 13      |      | .235 | 3    | 9   | .250        | 11th       |        |
| 1935-36 | Ralph Jordan   | 10  | 7       |      | .588 | 7    | 4   | .636        | 5th        |        |
| 1936-37 | Ralph Jordan   | 11  | 4       |      | .733 | 7    | 4   | .636        | 4th        |        |
| 1937-38 | Ralph Jordan   | 14  | 5       |      | .737 | 6    | 3   | .667        | 4th        |        |
| 1938-39 | Ralph Jordan   | 16  | 6       |      | .727 | 8    | 4   | .667        | 5th        |        |
| 1939-40 | Ralph Jordan   | 7   | 10      |      | .412 | 6    | 7   | .462        | 8th        |        |
| 1940-41 | Ralph Jordan   | 13  | 6       |      | .684 | 6    | 5   | .545        | 7th        |        |
| 1941-42 | Ralph Jordan   | 11  | 6       |      | .647 | 9    | 5   | .643        | 5th        |        |
| 1942-43 | Bob Evans      | 1   | 14      |      | .067 | 1    | 12  | .083        | 11th       |        |
| 1943-44 |                |     |         |      |      |      |     |             |            |        |
| 1944-45 | Bob Evans      | 3   | 14      |      | .176 | 2    | 6   | .250        | 9th        |        |
| 1945-46 | Ralph Jordan   | 7   | 9       |      | .438 | 7    | 6   | .538        | 5th        |        |
| 1946-47 | V.J. Edney     | 3   | 18      |      | .143 | 1    | 15  | .063        | 12th       |        |
| 1947-48 | Danny Doyle    | 12  | 10      |      | .545 | 7    | 7   | .500        | 4th        |        |
| 1948-49 | Danny Doyle    | 9   | 15      |      | .375 | 5    | 11  | .313        | 10th       |        |
| 1949-50 | Joel Eaves     | 17  | 7       |      | .708 | 12   | 6   | .667        | 3rd        |        |
| 1950-51 | Joel Eaves     | 12  | 10      |      | .545 | 6    | 8   | .429        | 5th        |        |
| 1951-52 | Joel Eaves     | 14  | 12      |      | .538 | 6    | 8   | .429        | 9th        |        |
| 1952-53 | Joel Eaves     | 13  | 8       |      | .619 | 6    | 7   | .462        | 5th        |        |
| 1953-54 | Joel Eaves     | 16  | 8       |      | .667 | 8    | 6   | .571        | 5th        |        |
| 1954-55 | Joel Eaves     | 11  | 9       |      | .550 | 6    | 8   | .429        | 8th        |        |
| 1955-56 | Joel Eaves     | 11  | 10      |      | .523 | 8    | 6   | .571        | 4th        |        |
| 1956-57 | Joel Eaves     | 13  | 8       |      | .619 | 8    | 6   | .571        | 6th        |        |
| 1957-58 | Joel Eaves     | 16  | 6       |      | .727 | 11   | 3   | .786        | 2nd        |        |
| 1958-59 | Joel Eaves     | 20  | 2       |      | .909 | 12   | 2   | .857        | 2nd        |        |
| 1959-60 | Joel Eaves     | 19  | 3       |      | .864 | 12   | 2   | .857        | SEC Champs |        |
| 1960-61 | Joel Eaves     | 15  | 7       |      | .682 | 8    | 6   | .571        | 5th        |        |
| 1961-62 | Joel Eaves     | 18  | 6       |      | .750 | 11   | 3   | .786        | 3rd        |        |
| 1962-63 | Joel Eaves     | 18  | 4       |      | .818 | 10   | 4   | .714        | 2nd        |        |
| 1963-64 | Bill Lynn      | 11  | 12      |      | .478 | 6    | 8   | .429        | 10th       |        |
| 1964-65 | Bill Lynn      | 16  | 9       |      | .640 | 11   | 5   | .688        | 3rd        |        |
| 1965-66 | Bill Lynn      | 16  | 10      |      | .615 | 8    | 8   | .500        | 7th        |        |
| 1966-67 | Bill Lynn      | 17  | 8       |      | .680 | 12   | 6   | .667        | 4th        |        |
| 1967-68 | Bill Lynn      | 13  | 13      |      | .500 | 8    | 10  | .444        | 6th        |        |
| 1968-69 | Bill Lynn      | 15  | 10      |      | .600 | 10   | 8   | .556        | 4th        |        |
| 1969-70 | Bill Lynn      | 15  | 11      |      | .577 | 11   | 7   | .611        | 3rd        |        |
| 1970-71 | Bill Lynn      | 11  | 15      |      | .423 | 8    | 10  | .445        | 6th        |        |
| 1971-72 | Bill Lynn      | 10  | 16      |      | .385 | 6    | 12  | .333        | 7th        |        |



Year-by-Year Record

| Year      | Coach            | Overall |      |      | SEC |      |      | Finish        |
|-----------|------------------|---------|------|------|-----|------|------|---------------|
|           |                  | Won     | Lost | Pct. | Won | Lost | Pct. |               |
| 1972-73   | Bill Lynn        | 6       | 20   | .222 | 4   | 14   | .222 | 9th           |
| 1973-74   | Bob Davis        | 10      | 16   | .385 | 5   | 13   | .278 | 9th           |
| 1974-75   | Bob Davis        | 18      | 8    | .692 | 12  | 6    | .667 | 3rd           |
| 1975-76   | Bob Davis        | 16      | 10   | .615 | 11  | 7    | .611 | 4th           |
| 1976-77   | Bob Davis        | 13      | 13   | .500 | 6   | 12   | .333 | 7th           |
| 1977-78   | Bob Davis        | 13      | 14   | .481 | 8   | 10   | .444 | 5th           |
| 1978-79   | Sonny Smith      | 13      | 16   | .448 | 5   | 13   | .278 | 9th           |
| 1979-80   | Sonny Smith      | 10      | 18   | .357 | 5   | 13   | .278 | 9th           |
| 1980-81   | Sonny Smith      | 11      | 16   | .407 | 4   | 14   | .222 | 9th           |
| 1981-82   | Sonny Smith      | 14      | 14   | .500 | 7   | 11   | .389 | 7th           |
| 1982-83   | Sonny Smith      | 15      | 13   | .536 | 8   | 10   | .444 | 8th           |
| 1983-84   | Sonny Smith      | 20      | 11   | .645 | 12  | 6    | .667 | 2nd           |
| 1984-85   | Sonny Smith      | 22      | 12   | .647 | 8   | 10   | .444 | 7th           |
| 1985-86   | Sonny Smith      | 22      | 11   | .667 | 13  | 5    | .722 | 2nd           |
| 1986-87   | Sonny Smith      | 18      | 13   | .581 | 9   | 9    | .500 | 5th           |
| 1987-88   | Sonny Smith      | 19      | 11   | .633 | 11  | 7    | .611 | 2nd           |
| 1988-89   | Sonny Smith      | 9       | 19   | .321 | 2   | 16   | .111 | 10th          |
| 1989-90   | Tommy Joe Eagles | 13      | 18   | .419 | 8   | 10   | .444 | 6th           |
| 1990-91   | Tommy Joe Eagles | 13      | 16   | .448 | 5   | 13   | .278 | 7th           |
| 1991-92   | Tommy Joe Eagles | 12      | 15   | .444 | 5   | 11   | .313 | 5th-Western   |
| 1992-93   | Tommy Joe Eagles | 15      | 12   | .556 | 8   | 8    | .500 | 3rd-Western   |
| 1993-94   | Tommy Joe Eagles | 11      | 17   | .393 | 3   | 13   | .188 | 6th-Western   |
| 1994-95   | Cliff Ellis      | 16      | 13   | .552 | 7   | 9    | .438 | 4th-Western   |
| 1995-96   | Cliff Ellis      | 19      | 13   | .594 | 6   | 10   | .375 | t-4th-Western |
| 1996-97   | Cliff Ellis      | 16      | 15   | .516 | 6   | 10   | .375 | t-3rd-Western |
| 1997-98   | Cliff Ellis      | 16      | 14   | .533 | 7   | 9    | .438 | 3rd-Western   |
| 1998-99   | Cliff Ellis      | 29      | 4    | .879 | 14  | 2    | .875 | SEC Champs    |
| 1999-2000 | Cliff Ellis      | 24      | 10   | .706 | 9   | 7    | .563 | 2nd-Western   |
| 2000-01   | Cliff Ellis      | 18      | 14   | .563 | 7   | 9    | .438 | t-4th-Western |
| 2001-02   | Cliff Ellis      | 12      | 16   | .429 | 4   | 12   | .250 | 6th-Western   |
| 2002-03   | Cliff Ellis      | 22      | 12   | .647 | 8   | 8    | .500 | t-2nd-Western |
| 2003-04   | Cliff Ellis      | 14      | 14   | .500 | 5   | 11   | .313 | t-4th-Western |
| 2004-05   | Jeff Lebo        | 14      | 17   | .452 | 4   | 12   | .250 | t-5th-Western |
| 2005-06   | Jeff Lebo        | 12      | 16   | .429 | 4   | 12   | .250 | t-5th-Western |
| 2006-07   | Jeff Lebo        | 17      | 15   | .531 | 7   | 9    | .438 | t-3rd-Western |
| 2007-08   | Jeff Lebo        | 14      | 16   | .467 | 4   | 12   | .250 | 6th-Western   |
| 2008-09   | Jeff Lebo        | 24      | 12   | .667 | 10  | 6    | .625 | 2nd-Western   |
| 2009-10   | Jeff Lebo        | 15      | 17   | .469 | 6   | 10   | .375 | t-4th-Western |
| 2010-11   | Tony Barbee      | 11      | 20   | .355 | 4   | 12   | .250 | 5th-Western   |
| 2011-12   | Tony Barbee      | 15      | 16   | .484 | 5   | 11   | .313 | t-10th        |
| 2012-13   | Tony Barbee      | 9       | 23   | .281 | 3   | 15   | .167 | 14th          |
| 2013-14   | Tony Barbee      | 14      | 16   | .467 | 6   | 12   | .333 | 12th          |

Coaching Records

| Years                       | Coach            | Seasons             | Overall     |             |          | Pct.        | SEC        |            |             |
|-----------------------------|------------------|---------------------|-------------|-------------|----------|-------------|------------|------------|-------------|
|                             |                  |                     | Won         | Lost        | Tied     |             | Won        | Lost       | Pct.        |
| 1905-06 to 1920-21          | Mike Donahue     | 16                  | 74          | 80          | 1        | .481        |            |            |             |
| 1921-22 to 1923-24          | Wilbur Hutsell   | 3                   | 16          | 24          |          | .421        |            |            |             |
| 1924-25                     | Herb Bunker      | 1                   | 3           | 11          |          | .214        |            |            |             |
| 1925-26 to 1927-28          | Mike Papke       | 3                   | 38          | 18          |          | .679        |            |            |             |
| 1928-29                     | George Bohler    | 1                   | 6           | 15          |          | .286        |            |            |             |
| 1929-30                     | Hal Lee          | 1                   | 1           | 10          |          | .091        |            |            |             |
| 1930-31 to 1932-33          | Sam McAllister   | 3                   | 25          | 18          |          | .581        | 4          | 7          | .364        |
| 1933-34 to 1941-42, 1945-46 | Ralph Jordan     | 10                  | 95          | 77          |          | .552        | 61         | 56         | .521        |
| 1942-43, 1944-45            | Bob Evans        | 2                   | 4           | 28          |          | .125        | 3          | 18         | .143        |
| 1946-47                     | V.J. Edney       | 1                   | 3           | 18          |          | .143        | 1          | 15         | .063        |
| 1947-48 to 1948-49          | Danny Doyle      | 2                   | 21          | 25          |          | .457        | 12         | 18         | .400        |
| 1949-50 to 1962-63          | Joel Eaves       | 14                  | 213         | 100         |          | .681        | 124        | 75         | .623        |
| 1963-64 to 1972-73          | Bill Lynn        | 10                  | 130         | 124         |          | .512        | 84         | 88         | .488        |
| 1973-74 to 1977-78          | Bob Davis        | 5                   | 70          | 61          |          | .534        | 42         | 48         | .467        |
| 1978                        | Paul Lambert     | 2 months            |             |             |          |             |            |            |             |
| 1978-79 to 1988-89          | Sonny Smith      | 11                  | 173         | 154         |          | .529        | 84         | 114        | .424        |
| 1989-90 to 1993-94          | Tommy Joe Eagles | 5                   | 64          | 78          |          | .451        | 29         | 55         | .345        |
| 1994-95 to 2003-04          | Cliff Ellis      | 10                  | 186         | 125         |          | .598        | 73         | 87         | .456        |
| 2004-05 to 2009-10          | Jeff Lebo        | 6                   | 96          | 93          |          | .508        | 35         | 61         | .365        |
| 2010-11 to 2012-13          | Tony Barbee      | 4                   | 49          | 75          |          | .395        | 18         | 50         | .264        |
| <b>Totals</b>               |                  | <b>108 (81 SEC)</b> | <b>1267</b> | <b>1134</b> | <b>1</b> | <b>.528</b> | <b>570</b> | <b>692</b> | <b>.452</b> |



## Tournament Participation By Tournament

**ALL COLLEGE CLASSIC (2-4)**

1967— Auburn 65, Arkansas 58  
Oklahoma City 78, Auburn 68  
Auburn 76, Virginia Tech 61  
1948— Baylor 59, Auburn 44  
Colorado A&M 46, Auburn 41  
SMU 59, Auburn 41

**BANK ONE FIESTA BOWL BASKETBALL CLASSIC (11)**

1993— Michigan 102, Auburn 81  
Auburn 81, Fordham 60

**BAYOU CLASSIC (1-1)**

1979— Auburn 74, Cal. St.-Long Beach 69  
SW Louisiana 92, Auburn 75

**BIG APPLE NIT (0-1)**

1985— West Virginia 75, Auburn 58

**BIG ISLAND INVITATIONAL (1-2)**

1996— Colorado 78, Auburn 72 (ot)  
Auburn 98, Hawaii-Hilo 92 (ot)  
Texas Christian 86, Auburn 66

**BIG SUN TOURNAMENT (2-0)**

1978— Auburn 78, Oklahoma 70  
Auburn 63, Navy 57

**BIRMINGHAM CLASSIC (8-2)**

1961— Auburn 67, LSU 50  
Auburn 77, VPI 63  
1960— Auburn 76, VPI 73  
Auburn 74, Alabama 62  
1959— Navy 68, Auburn 61  
Auburn 59, Alabama 52  
1958— Auburn 70, Wyoming 47  
Auburn 79, Alabama 40  
1957— Auburn 75, TCU 63  
Miss. State 52, Auburn 37

**BLADE GLASS CLASSIC (1-1)**

1980— Air Force 48, Auburn 46 (ot)  
Auburn 63, Columbia 55

**BLUE ANGELS CLASSIC (2-2)**

1991— Auburn 93, Slippery Rock 66  
South Alabama 107, Auburn 87  
1989— Auburn 75, Navy 61  
Southern Miss 84, Auburn 73

**BLUEBONNET BOWL TOURNAMENT (1-1)**

1964— Houston 50, Auburn 48  
Auburn 94, Rice 71

**BLUE GRAY TOURNAMENT (2-2)**

1955— Texas 83, Auburn 76  
Eastern Kentucky 93, Auburn 71  
1954— Auburn 91, Washington & Lee 81  
Auburn 73, Tennessee 64

**CAPITAL CITY CLASSIC (3-1)**

1995— Auburn 92, Norfolk State 56  
Auburn 84, Florida A&M 54  
1994— Auburn 83, Florida A&M 70  
Kansas State 78, Auburn 75

**CARDINAL VARSITY CLUB CLASSIC (1-1)**

1994— Auburn 77, Georgia Southern 45  
Ball State 82, Auburn 74

**CAROLINA INVITATIONAL (1-2)**

1951— Auburn 66, Davidson 59  
Georgia Tech 79, Auburn 62  
South Carolina 70, Auburn 67

**CAROUSEL TOURNAMENT (2-1)**

1956— Auburn 89, Clemson 64  
Auburn 66, St. Joseph's 64  
Wake Forest 58, Auburn 28

**CHARLESTON CLASSIC (1-3)**

2012— Murray State 79, Auburn 59  
Auburn 55, Col. of Charleston 51  
Dayton 73, Auburn 63  
Boston College 50, Auburn 49

**COLONIAL CLASSIC (1-1)**

1983— Auburn 78, Youngstown State 52  
South Alabama 95, Auburn 73

**COTTON STATES CLASSIC (1-1)**

1987— Auburn 65, Villanova 64  
Georgia Tech 83, Auburn 72

**COUGAR CLASSIC (1-1)**

1997— Pepperdine 62, Auburn 55  
Auburn 63, Weber State 58

**DR. PEPPER CLASSIC (1-1)**

1991— Auburn 104, Eastern Kentucky 92  
Tenn.-Chattanooga 87, Auburn 75

**DR. PEPPER INVITATIONAL (2-0)**

1995— Auburn 63, Liberty 58  
Auburn 83, Baylor 64

**ENERGIA SYSTEMS THANKSGIVING TOURNAMENT (2-1)**

2000— Auburn 89, Robert Morris 71  
Toledo 95, Auburn 90 (2ot)  
Auburn 80, Providence 69

**GATOR BOWL TOURNAMENT (1-1)**

1983— Wake Forest 76, Auburn 67  
Auburn 95, Villanova 83

**GREAT ALASKA SHOOTOUT (0-3)**

1989— Michigan State 92, Auburn 79  
Connecticut 95, Auburn 81  
Alaska-Anchorage 109, Auburn 94

**HAWAIIAN AIRLINES DIAOMND HEAD CLASSIC (0-3)**

2011— Auburn 65, Hawai'i 62  
Long Beach State 64, Auburn 48  
UTEP 83, Auburn 76

**HOUSTON CLASSIC (0-2)**

1961— Texas A&M 62, Auburn 50  
Houston 54, Auburn 49

**ILLINI CLASSIC (1-1)**

1987— Auburn 70, San Jose State 65  
Illinois 107, Auburn 103 (ot)

**IPTAY TOURNAMENT (0-2)**

1973— Clemson 87, Auburn 72  
Jacksonville 90, Auburn 78

**IRON DUKE CLASSIC (0-2)**

1981— William & Mary 58, Auburn 48  
Duke 72, Auburn 71

**KRYSTAL CLASSIC (1-1)**

1984— VCU 78, Auburn 59  
Auburn 95, Delaware 63

**LOUISVILLE CLASSIC (1-1)**

1976— Creighton 81, Auburn 76  
Auburn 78, Rutgers 75

**MARSHALL MEMOIVAL INV. (2-0)**

1977— Auburn 66, Southern Illinois 65  
Auburn 112, Oklahoma State 94

**MEMPHIS INVITATIONAL (1-1)**

1953— Auburn 78, Memphis State 64  
Ole Miss 65, Auburn 55

**MOBILE CLASSIC (4-0)**

1968— Auburn 73, Southern Miss 70  
Auburn 75, Xavier 73  
1966— Auburn 67, Florida State 59  
Auburn 80, TCU 79

**OLD DOMINION TOURNAMENT (1-1)**

1970— Auburn 86, Xavier 73  
Old Dominion 89, Auburn 76

**PILLSBURY CLASSIC (1-1)**

1974— Clemson 63, Auburn 59  
Auburn 73, Navy 69

**POINSETTIA TOURNAMENT (2-2)**

1971— Auburn 103, Furman 78  
Clemson 77, Auburn 67  
1964— Clemson 77, Auburn 65  
Auburn 107, Furman 86

**PUERTO RICO SHOOTOUT (3-0)**

1995— Auburn 70, La Salle 60  
Auburn 82, James Madison 71  
Auburn 82, #13 Louisville 78

**RED LOBSTER CLASSIC (3-1)**

1988— Villanova 84, Auburn 83  
Auburn 95, Central Florida 68  
1985— Auburn 78, Central Florida 49  
Auburn 89, Boston College 85

**SAN JUAN SHOOTOUT (8-1)**

2004— Auburn 74, Delaware 46  
Auburn 79, Middle Tenn. State 74  
Toledo 68, Auburn 65  
2002— AU 94, Puerto Rico-Mayaguez 64  
Auburn 63, Denver 58  
Auburn 94, Troy State 66  
1999— #6 AU 109, P.R.-Mayaguez 52  
#6 Auburn 73, Virginia Tech 63  
#6 Auburn 87, Pepperdine 76

**SHOW ME CLASSIC (0-2)**

1979— Arkansas State 69, Auburn 62  
George Washington 71, Auburn 60

**SOUTH PADRE ISLAND INVITATIONAL (2-2)**

2006— Auburn 95, Winston-Salem St. 62  
Auburn 64, East Tenn. State 58  
Oklahoma State 66, Auburn 65  
#7 Wisconsin 77, Auburn 63

**SUGAR BOWL TOURNAMENT (4-6)**

1990— Villanova 88, Auburn 71  
Auburn 84, Tulane 71  
1977— Southern Cal 85, Auburn 74  
Temple 74, Auburn 73  
1965— Dayton 85, Auburn 71  
Houston 89, Auburn 76  
1963— Duke 84, Auburn 67  
Auburn 62, Loyola (N.O.) 52  
1962— Auburn 64, Xavier 57  
Auburn 71, Houston 69

**SUN BOWL CLASSIC (3-3)**

1986— Auburn 89, Iowa State 87  
UTEP 87, Auburn 82  
1975— SMU 87, Auburn 85 (ot)  
Auburn 92, Tulsa 74  
1973— UTEP 68, Auburn 56  
Auburn 88, Lamar 78

**TAMPA INVITATIONAL (3-1)**

1967— St. Bonaventure 77, Auburn 73  
Auburn 70, Rutgers 62  
1965— Auburn 76, Columbia 75 (ot)  
Auburn 59, Florida State 58

**TROJAN CLASSIC (0-2)**

1972— Southern Cal 73, Auburn 66  
Western Kentucky 87, Auburn 72

**UNITED AIRLINES TIP-OFF CLASSIC (2-0)**

1998— Auburn 70, Rutgers 55  
Auburn 84, Hawaii 57

**USAIR EAST COAST CLASSIC (1-1)**

1992— Auburn 65, Louisiana Tech 45  
UNC-Wilmington 91, Auburn 80

**UTAH HILTON CLASSIC (2-0)**

1982— Auburn 69, Cal State-Fullerton 60  
Auburn 71, Utah 62

**VANDERBILT CLASSIC (2-0)**

1969— Auburn 70, St. Louis 66  
Auburn 85, Dartmouth 76

**VOLUNTEER INVITATIONAL (0-2)**

1966— Tennessee 73, Auburn 49  
Miami (Fla.) 87, Auburn 73

**WENDY'S CLASSIC (1-1)**

1985— Auburn 80, Kentucky Wesleyan 71  
Western Kentucky 71, Auburn 58





## Tournament Participation By Year

**2012**

Charleston Classic in Charleston, S.C.  
 Nov. 15—Murray State 79, Auburn 59  
 Nov. 16—Auburn 55, Col. of Charleston 51  
 Nov. 18—Dayton 73, Auburn 63  
 Nov. 21—Boston College 50, Auburn 49\*  
 (\*Finale was in Chestnut Hill, Mass.)

**2011**

Hawaiian Airlines Diamond Head Classic  
 Dec. 22—Auburn 65, Hawai'i 62  
 Dec. 23—Long Beach State 64, Auburn 43  
 Dec. 25—UTEP 83, Auburn 76  
 South Padre Island Invitational in South Padre Island, Texas and Auburn, Ala.  
 Nov. 17—Auburn 95, Winston-Salem 62  
 Nov. 19—Auburn 64, East Tenn. State 58  
 Nov. 24—Oklahoma State 66, Auburn 65  
 Nov. 25—Wisconsin 77, Auburn 63

**2006**

San Juan Shootout in Carolina, P.R.  
 Dec. 20—Auburn 74, Delaware 46  
 Dec. 21—Auburn 79, Middle Tenn. State 74  
 Dec. 22—Toledo 68, Auburn 65  
 (Auburn crowned as Champions via tiebreaker)

**2002**

San Juan Shootout in Caguas, P.R.  
 Dec. 20—Auburn 94, Puerto Rico-Mayaguez 64  
 Dec. 21—Auburn 63, Denver 58  
 Dec. 22—Auburn 94, Troy State 66 (Champs)

**2000**

Energia Systems Thanksgiving Tour. in Kansas City, Mo.  
 Nov. 24—Auburn 89, Robert Morris 71  
 Nov. 25—Toledo 95, Auburn 90 (2OT)  
 Nov. 26—Auburn 80, Providence 69

**1999**

San Juan Shootout in San Juan, P.R.  
 Dec. 20—#6 Auburn 109, P.R.-Mayaguez 52  
 Dec. 21—#6 Auburn 73, Virginia Tech 63  
 Dec. 22—#6 Auburn 87, Pepperdine 76 (Champs)

**1998**

United Airlines Tip-Off Classic in Honolulu, HI  
 Nov. 27—Auburn 70, Rutgers 55  
 Nov. 28—Auburn 84, Hawaii 57 (Champions)

**1997**

Cougar Classic in Provo, Utah  
 December 12—Pepperdine 62, Auburn 55  
 December 13—Auburn 63, Weber State 58

**1996**

Big Island Invitational in Hilo, Hawaii  
 November 29—Colorado 78, Auburn 72 (OT)  
 November 30—Auburn 98, Hawaii-Hilo 92 (OT)  
 December 1—Texas Christian 86, Auburn 66

**1995**

Puerto Rico Shootout in Bayamon, P.R.  
 November 24—Auburn 70, La Salle 60

November 25—Auburn 82, James Madison 71  
 November 26—Auburn 82, #13 Louisville 78  
 (Champions)

Dr. Pepper Invitational in Waco, Texas  
 December 8—Auburn 63, Liberty 58  
 Dec. 9—Auburn 83, Baylor 64 (Champions)

Capital City Classic in Tallahassee, Fla.  
 December 29—Auburn 92, Norfolk State 56  
 Dec. 30—Auburn 84, Florida A&M 54 (Champs)

**1994**

Cardinal Varsity Club Classic in Muncie, Ind.  
 December 2—Auburn 77, Georgia Southern 45  
 December 3—Ball State 82, Auburn 74

Capital City Classic in Tallahassee, Fla.  
 December 29—Auburn 83, Florida A&M 70  
 December 30—Kansas State 78, Auburn 75

**1993**

Bank One Fiesta Bowl Basketball Classic in Tucson, Ariz.  
 December 28—#7 Michigan 102, Auburn 81  
 December 30—Auburn 81, Fordham 60

**1992**

USAir East Coast Classic in Wilmington, N.C.  
 December 18—Auburn 65, Louisiana Tech 45  
 Dec. 19—UNC-Wilmington 91, Auburn 80

**1991**

Blue Angels Classic in Pensacola, Fla.  
 December 20—Auburn 93, Slippery Rock 66  
 Dec. 21—South Alabama 107, Auburn 87

Dr. Pepper Classic in Chattanooga, Tenn.  
 December 28—Auburn 104, Eastern Kentucky 92  
 December 29—Tenn.-Chattanooga 87, Auburn 75

**1990**

USF&G Sugar Bowl Tourney in New Orleans, La.  
 December 27—Villanova 88, Auburn 71  
 December 28—Auburn 84, Tulane 71

**1989**

Great Alaska Shootout in Anchorage, Alaska  
 November 24—Michigan State 92, Auburn 79  
 November 25—Connecticut 95, Auburn 81  
 Nov. 26—Alaska-Anchorage 109, Auburn 94

Blue Angels Classic in Pensacola, Fla.  
 December 28—Auburn 75, Navy 61  
 December 29—Southern Miss 84, Auburn 73

**1988**

Red Lobster Classic in Orlando, Fla.  
 December 28—Villanova 84, Auburn 83  
 December 29—Auburn 95, Central Florida 68

**1987**

Illini Classic in Champaign, Ill.  
 December 11—Auburn 70, San Jose State 65  
 Dec. 12—Illinois 107, Auburn 103 (OT)

Cotton States Classic in Atlanta, Ga.  
 December 29—Auburn 65, Villanova 64  
 December 30—Georgia Tech 83, Auburn 72

**1986**

Sun Bowl Classic in El Paso, Texas  
 December 28—#5 Auburn 89, Iowa State 87  
 December 29—UTEP 87, Auburn 82

**1985**

Big Apple NIT in Hartford, Conn.  
 Nov. 22—West Virginia 75, #10 Auburn 58

Wendy's Classic in Bowling Green, Ky.  
 December 6—Auburn 80, Kentucky Wesleyan 71  
 Dec. 7—Western Kentucky 71, Auburn 58

Red Lobster Classic in Orlando, Fla.  
 December 22—Auburn 78, Central Florida 49  
 December 23—Auburn 89, Boston College 85  
 (Champions)

**1984**

Krystal Classic in Chattanooga, Tenn.  
 December 21—VCU 78, Auburn 59  
 December 22—Auburn 95, Delaware 63

**1983**

Colonial Classic in Mobile, Ala.  
 Dec. 8—Auburn 78, Youngstown State 52  
 Dec. 9—South Alabama 95, Auburn 73

Gator Bowl Tournament in Jacksonville, Fla.  
 Dec. 27—#10 Wake Forest 76, Auburn 67  
 December 28—Auburn 95, Villanova 83

**1982**

Utah-Hilton Classic in Salt Lake City, Utah  
 Dec. 28—Auburn 69, Cal State-Fullerton 60  
 December 29—Auburn 71, Utah 62 (Champs)

**1981**

Iron Duke Classic in Durham, N.C.  
 Dec. 29—William & Mary 58, Auburn 48  
 December 30—Duke 72, Auburn 71

**1980**

Blade-Glass Classic in Toledo, Ohio  
 Dec. 29—Air Force 48, Auburn 46 (OT)  
 December 30—Auburn 63, Columbia 55

**1979**

Show Me Classic in Columbia, Mo.  
 December 7—Arkansas State 69, Auburn 62  
 December 8—George Washington 71, Auburn 60

Bayou Classic in Lafayette, La.  
 Dec. 21—Auburn 74, Cal St.-Long Beach 69  
 Dec. 22—Southwestern La. 92, Auburn 75



## Tournament Participation By Year

**1978**

Big Sun Tournament in St. Petersburg, Fla.  
December 15—Auburn 78, Oklahoma 70  
December 16—Auburn 63, Navy 57 (Champions)

**1977**

Marshall Memorial Inv. in Huntington, W. Va.  
December 10—Auburn 66, Southern Illinois 65  
December 11—Auburn 112, Oklahoma St. 94  
(Champions)

Sugar Bowl Tournament in New Orleans, La.  
December 29—Southern Cal 85, Auburn 74  
December 30—Temple 74, Auburn 73

**1976**

Louisville Classic in Louisville, Ky.  
December 28—Creighton 81, #20 Auburn 76  
December 29—#20 Auburn 78, Rutgers 75

**1975**

Sun Carnival in El Paso, Texas  
Dec. 19—SMU 87, #17 Auburn 85 (OT)  
December 20—#17 Auburn 92, Tulsa 74

**1974**

Pillsbury Classic in Minneapolis, Minn.  
December 27—Clemson 63, Auburn 59  
December 28—Auburn 73, Navy 69

**1973**

IPTAY Tournament in Clemson, S.C.  
November 30—Clemson 87, Auburn 72  
Dec. 1—#17 Jacksonville 90, Auburn 78

Sun Carnival in El Paso, Texas  
December 21—Texas-El Paso 68, Auburn 56  
December 22—Auburn 88, Lamar 78

**1972**

Trojan Classic in Los Angeles, Calif.  
December 15—Southern Cal 73, Auburn 66  
December 16—Western Kentucky 87, Auburn 72

**1971**

Poinsettia Tournament in Greenville, S.C.  
December 29—Auburn 103, Furman 78  
December 30—Clemson 77, Auburn 67

**1970**

Old Dominion Tournament in Norfolk, Va.  
December 29—Auburn 86, Xavier 73  
December 30—Old Dominion 89, Auburn 76

**1969**

Vanderbilt Classic in Nashville, Tenn.  
December 19—Auburn 70, St. Louis 66  
Dec. 20—Auburn 85, Dartmouth 76 (Champs)

**1968**

Mobile Classic in Mobile, Ala.  
December 27—Auburn 73, Southern Miss 70  
Dec. 28—Auburn 75, Xavier 73 (Champions)

**1967**

Tampa Invitational in Tampa, Fla.  
December 18—St. Bonaventure 77, Auburn 73  
December 19—Auburn 70, Rutgers 62

All-College Classic in Oklahoma City, Okla.  
December 27—Auburn 65, Arkansas 58  
Dec. 28—Oklahoma City 78, Auburn 68  
December 29—Auburn 76, Virginia Tech 61

**1966**

Volunteer Invitational in Knoxville, Tenn.  
December 16—Tennessee 73, Auburn 49  
December 17—Miami (Fla.) 87, Auburn 73

Mobile Classic in Mobile, Ala.  
December 27—Auburn 67, Florida State 59  
December 28—Auburn 80, TCU 79 (Champs)

**1965**

Tampa Invitational in Tampa, Fla.  
December 20—Auburn 76, Columbia 75 (OT)  
Dec. 21—Auburn 59, Florida State 58 (Champs)

Sugar Bowl Tournament in New Orleans, La.  
December 29—Dayton 85, Auburn 71  
December 30—Houston 89, Auburn 76

**1964**

Bluebonnet Bowl Tournament in Houston, Texas  
December 15—Houston 50, Auburn 48  
December 17—Auburn 94, Rice 71

Poinsettia Classic in Greenville, S.C.  
December 27—Clemson 77, Auburn 65  
December 29—Auburn 107, Furman 86

**1963**

Sugar Bowl Tournament in New Orleans, La.  
December 30—Duke 84, Auburn 67  
December 31—Auburn 62, Loyola (N.O.) 52

**1962**

Sugar Bowl Tournament in New Orleans, La.  
December 28—Auburn 64, Xavier 57  
December 29—Auburn 71, Houston 69 (OT)  
(Champions)

**1961**

Birmingham Classic in Birmingham, Ala.  
December 15—Auburn 67, LSU 50  
December 16—Auburn 77, VPI 63 (Champions)

Houston Classic in Houston, Texas  
December 22—Texas A&M 62, Auburn 50  
December 23—Houston 54, Auburn 49

**1960**

Birmingham Classic in Birmingham, Ala.  
December 16—#11 Auburn 76, VPI 73  
Dec. 17—#11 Auburn 74, Alabama 62 (Champs)

**1959**

Birmingham Classic in Birmingham, Ala.  
December 18—Navy 68, Auburn 61  
December 19—Auburn 59, Alabama 52

**1958**

Birmingham Classic in Birmingham, Ala.  
December 19—#13 Auburn 70, Wyoming 47  
Dec. 20—#13 Auburn 79, Alabama 60 (Champs)

**1957**

Birmingham Classic in Birmingham, Ala.  
December 13—Auburn 75, TCU 63  
December 14—Mississippi State 52, Auburn 37

**1956**

Carousel Tournament in Charlotte, N.C.  
December 17—Auburn 89, Clemson 64  
December 18—Auburn 66, St. Joseph's 64  
December 19—Wake Forest 58, Auburn 48

**1955**

Blue-Gray Tournament in Montgomery, Ala.  
December 16—Texas 83, Auburn 76  
December 17—Eastern Ky. 93, Auburn 71

**1954**

Blue-Gray Tournament in Montgomery, Ala.  
Dec. 17—Auburn 91, Washington & Lee 81  
Dec. 18—Auburn 73, Tennessee 64 (Champs)

**1953**

Memphis Invitational in Memphis, Tenn.  
January 2—Auburn 78, Memphis State 64  
January 3—Ole Miss 65, Auburn 55

**1951**

Carolina Invitational in Charlotte, N.C.  
December 28—Auburn 66, Davidson 59  
December 29—Georgia Tech 79, Auburn 62  
December 29—South Carolina 70, Auburn 67

**1948**

All College Classic in Oklahoma City, Okla.  
Dec. 27—Baylor 59, Auburn 44  
Dec. 28—Colorado A&M 46, Auburn 41  
Dec. 29—SMU 59, Auburn 41



## SEC Tournament (1933-52, 1979-2013)

|   |
|---|
| <b>2014</b>   |
| Georgia Dome in Atlanta, Ga.<br>Mar. 12—South Carolina 74, Auburn 56  |
| <b>2013</b>   |
| Bridgestone Arena in Nashville, Tenn.<br>Mar. 13—Texas A&M 71, Auburn 62  |
| <b>2012</b>   |
| New Orleans Arena in New Orleans, La.<br>Mar. 8—Ole Miss 68, Auburn 54  |
| <b>2011</b>   |
| Georgia Dome in Atlanta, Ga.<br>March 10—Georgia 69, Auburn 51  |
| <b>2010</b>   |
| Bridgestone Arena in Nashville, Tenn.<br>March 11—Florida 78, Auburn 69   |
| <b>2009</b>   |
| St. Pete Times Forum in Tampa, Fla.<br>March 13—Auburn 61, Florida 58<br>March 14—Tennessee 94, Auburn 85   |
| <b>2008</b>   |
| The Georgia Dome in Atlanta, Ga.<br>March 13—#17 Vanderbilt 93, Auburn 82   |
| <b>2007</b>   |
| The Georgia Dome in Atlanta, Ga.<br>March 8—Georgia 80, Auburn 65   |
| <b>2006</b>   |
| Gaylord Entertainment Center in Nashville, Tenn.<br>March 9—Vanderbilt 76, Auburn 71  |
| <b>2005</b>   |
| The Georgia Dome in Atlanta, Ga.<br>March 10—Auburn 77, Vanderbilt 73<br>March 11—LSU 89, Auburn 58   |
| <b>2004</b>   |
| The Georgia Dome in Atlanta, Ga.<br>March 11—Georgia 73, Auburn 59  |
| <b>2003</b>   |
| The Louisiana Superdome in New Orleans, La.<br>March 13—Auburn 66, Tennessee 53<br>March 14—#2 Kentucky 78, Auburn 58   |
| <b>2002</b>   |
| The Georgia Dome in Atlanta, Ga.<br>March 7—#11 Florida 81, Auburn 63   |
| <b>2001</b>   |
| Gaylord Entertainment Center in Nashville, Tenn.<br>March 8—#24 Tennessee 73, Auburn 66   |
| <b>2000</b>   |
| The Georgia Dome in Atlanta, Ga.<br>March 10—#23 Auburn 78, #10 Florida 70<br>March 11—#23 Auburn 77, So. Carolina 72 (ot)<br>March 12—Arkansas 75, #23 Auburn 67 |

|  |
|--|
| (runner-up)  |
| <b>1999</b>  |
| The Georgia Dome in Atlanta, Ga.<br>March 5—#4 Auburn 93, Alabama 61<br>March 6—#14 Kentucky 69, #4 Auburn 57            |
| <b>1998</b>  |
| The Georgia Dome in Atlanta, Ga.<br>March 5—Florida 68, Auburn 64  |
| <b>1997</b>  |
| The Pyramid in Memphis, Tenn.<br>March 6—Auburn 67, Tennessee 54<br>March 7—#6 Kentucky 92, Auburn 50                    |
| <b>1996</b>  |
| The Louisiana Superdome in New Orleans, La.<br>March 7—Auburn 68, Vanderbilt 65<br>March 8—#25 Miss. State 69, Auburn 58 |
| <b>1995</b>  |
| The Georgia Dome in Atlanta, Ga.<br>March 9—Auburn 81, South Carolina 66<br>March 10—#3 Kentucky 93, Auburn 81           |
| <b>1994</b>  |
| The Pyramid in Memphis, Tenn.<br>March 10—Auburn 81, Vanderbilt 56<br>March 11—Alabama 83, Auburn 55                     |
| <b>1993</b>  |
| Rupp Arena in Lexington, Ky.<br>March 11—Tennessee 78, Auburn 76   |
| <b>1992</b>  |
| Birmingham-Jefferson Civic Center in B'ham, Ala.<br>Ineligible to compete  |
| <b>1991</b>  |
| Memorial Gymnasium in Nashville, Tenn.<br>March 8—Auburn 92, #16 LSU 77<br>March 9—#24 Alabama 77, Auburn 59             |
| <b>1990</b>  |
| Orlando Arena in Orlando, Fla.<br>March 9—Auburn 78, #11 LSU 76<br>March 10—Alabama 87, Auburn 71                        |
| <b>1989</b>  |
| Thompson-Boling Arena in Knoxville, Tenn.<br>March 9—Ole Miss 80, Auburn 68  |
| <b>1988</b>  |
| Assembly Center in Baton Rouge, La.<br>March 11—Georgia 65, Auburn 60  |
| <b>1987</b>  |
| The Omni in Atlanta, Ga.<br>March 6—Auburn 79, Kentucky 72<br>March 7—#9 Alabama 87, Auburn 68                           |

|   |
|---|
| <b>1986</b>   |
| Rupp Arena in Lexington, Ky.<br>March 6—Mississippi State 65, Auburn 63   |
| <b>1985</b>   |
| Birmingham-Jefferson Civic Center in B'ham, Ala.<br>March 6—Auburn 68, Ole Miss 60<br>March 7—Auburn 58, LSU 55<br>March 8—Auburn 43, Florida 42<br>March 9—Auburn 53, Alabama 49 (ot)<br>(Champions) |
| <b>1984</b>   |
| Memorial Gymnasium in Nashville, Tenn.<br>March 8—Auburn 59, Vanderbilt 58<br>March 9—Auburn 60, Tennessee 58<br>March 10—#3 Kentucky 51, Auburn 49<br>(runner-up)                                    |
| <b>1983</b>   |
| Birmingham-Jefferson Civic Center in B'ham, Ala.<br>March 10—Alabama 62, Auburn 61  |
| <b>1982</b>   |
| Rupp Arena in Lexington, Ky.<br>March 3—Auburn 38, Miss. State 36 (ot)<br>March 4—#15 Kentucky 89, Auburn 66  |
| <b>1981</b>   |
| Birmingham-Jefferson Civic Center in B'ham, Ala.<br>March 4—Florida 50, Auburn 48 (ot)  |
| <b>1980</b>   |
| Birmingham-Jefferson Civic Center in B'ham, Ala.<br>February 27—Auburn 79, Georgia 71<br>February 28—#2 Kentucky 69, Auburn 61  |
| <b>1979</b>   |
| Birmingham-Jefferson Civic Center in B'ham, Ala.<br>February 28—Auburn 59, Vanderbilt 53<br>March 1—Auburn 95, Georgia 91 (4OT)<br>March 2—#20 Tennessee 74, Auburn 65                                |
| <b>1952</b>   |
| Jefferson County Armory in Louisville, Ky.<br>February 28—Alabama 63, Auburn 49   |
| <b>1951</b>   |
| Jefferson County Armory in Louisville, Ky.<br>March 2—Kentucky 84, Auburn 54  |
| <b>1950</b>   |
| Jefferson County Armory in Louisville, Ky.<br>March 3—LSU 73, Auburn 45   |
| <b>1949</b>   |
| Jefferson County Armory in Louisville, Ky.<br>March 4—Kentucky 70, Auburn 39  |
| <b>1948</b>   |
| Jefferson County Armory in Louisville, Ky.<br>March 4—Tulane 47, Auburn 40  |



## SEC Tournament (1933-52, 1979-2013) / Southern Conference Results (1921-32)

|  |  |
|--|--|
| <b>1947</b>  | <b>1932</b>  |
| Jefferson County Armory in Louisville, Ky.<br>February 28—Kentucky 84, Auburn 18   | Southern Conference Tournament in Atlanta, Ga.<br>February 26-29: Auburn 34, N.C. State 33; Auburn 30, LSU 22; North Carolina 52, Auburn 31                            |
| <b>1946</b>  | <b>1931</b>  |
| Jefferson County Armory in Louisville, Ky.<br>February 28—Kentucky 69, Auburn 24   | Southern Conference Tournament in Atlanta, Ga.<br>February 27-March 3: Auburn 33, Virginia 26; Georgia 31, Auburn 27   |
| <b>1945</b>  | <b>1930</b>  |
| Jefferson County Armory in Louisville, Ky.<br>February 29—Tennessee 56, Auburn 24  | Auburn did not participate.  |
| <b>1944</b>  | <b>1929</b>  |
| Jefferson County Armory in Louisville, Ky.<br>February 24-25—Auburn did not participate due to World War II.   | Southern Conference Tournament in Atlanta, Ga.<br>March 1-5: Georgia 42, Auburn 24   |
| <b>1943</b>  | <b>1928</b>  |
| Jefferson County Armory in Louisville, Ky.<br>February 25—LSU 67, Auburn 38  | Southern Conference Tournament in Atlanta, Ga.<br>February 24-28: Auburn 27, Clemson 26; Auburn 30, Georgia Tech 29; Auburn 42, Miss. State 34; Ole Miss 32, Auburn 31 |
| <b>1942</b>  | <b>1927</b>  |
| Jefferson County Armory in Louisville, Ky.<br>February 26—Auburn 36, Vanderbilt 34<br>February 27—Auburn 45, Tulane 36<br>February 28—Kentucky 40, Auburn 31 | Southern Conference Tournament in Atlanta, Ga.<br>February 25-March 5: Auburn 38, VPI 33; North Carolina 28, Auburn 15   |
| <b>1941</b>  | <b>1926</b>  |
| Jefferson County Armory in Louisville, Ky.<br>February 28—Alabama 38, Auburn 16  | Southern Conference Tournament in Atlanta, Ga.<br>February 26-March 2: N.C. State 32, Auburn 26  |
| <b>1940</b>  | <b>1925</b>  |
| Alumni Memorial Gymnasium in Knoxville, Tenn.<br>February 28—Georgia 48, Auburn 41   | Southern Conference Tournament in Atlanta, Ga.<br>February 29-March 5: Virginia 29, Auburn 27  |
| <b>1939</b>  | <b>1924</b>  |
| Alumni Memorial Gymnasium in Knoxville, Tenn.<br>March 1—Auburn 43, Tulane 30<br>March 2—Tennessee 49, Auburn 35   | Southern Conference Tournament in Atlanta, Ga.<br>February 28-March 4: Auburn 35, Georgia Tech 29; Alabama 40, Auburn 19   |
| <b>1938</b>  | <b>1923</b>  |
| John Parker Agricultural Ctr. in Baton Rouge, La.<br>March 3—LSU 60, Auburn 34   | Southern Intercollegiate Tournament in Atlanta, Ga.<br>February 27-March 3: Mercer 45, Auburn 24   |
| <b>1937</b>  | <b>1922</b>  |
| Alumni Memorial Gymnasium in Knoxville, Tenn. Feb.<br>26-March 1: Auburn did not participate.  | Southern Intercollegiate Tournament in Atlanta, Ga.<br>Feb. 24-March 2: Auburn 32, Newberry 21; North Carolina 32, Auburn 27   |
| <b>1936</b>  | <b>1921</b>  |
| Alumni Memorial Gymnasium in Knoxville, Tenn.<br>February 28—Auburn 43, Georgia 26<br>February 29—Tennessee 43, Auburn 25                                    | Southern Intercollegiate Tournament in Atlanta, Ga.<br>February 25-March 2: Auburn 45, Clemson 25; Georgia 32, Auburn 24   |
| <b>1935</b>  |  |
| No SEC Tournament held.  |  |
| <b>1934</b>  |  |
| Atlanta Athletic Club in Atlanta, Ga.<br>February 23—Tennessee 43, Auburn 26   |  |
| <b>1933</b>  |  |
| Atlanta Athletic Club in Atlanta, Ga.<br>February 24—LSU 57, Auburn 33   |  |





## NCAA Tournament

**RESULTS****1984**

NCAA East First Round at the Charlotte Coliseum in Charlotte, N.C.  
March 15—Richmond 72, Auburn 71

**1985**

NCAA Southeast First and Second Rounds at the Athletic and Convocation Center in South Bend, Ind.  
March 14—Auburn 59, Purdue 58  
March 16—Auburn 66, #13 Kansas 64  
Southeast Regional at the Birmingham Coliseum in Birmingham, Ala.  
March 22—#7 North Carolina 62, Auburn 56

**1986**

NCAA West First and Second Rounds at the Long Beach Arena in Long Beach, Calif.  
March 14—Auburn 73, Arizona 63  
March 16—Auburn 81, #4 St. John's 65  
West Regional Semifinals/Finals at The Summit in Houston, Texas  
March 20—Auburn 70, UNLV 63  
March 22—Louisville 84, Auburn 76

**1987**

NCAA Midwest First and Second Rounds at the Indiana Hoosier Dome in Indianapolis, Ind.  
March 12—Auburn 62, San Diego 61  
March 14—Indiana 107, Auburn 90

**1988**

NCAA Southeast First and Second Rounds at The Omni in Atlanta, Ga.  
March 17—Auburn 90, Bradley 86  
March 19—Oklahoma 107, Auburn 87

**1999**

NCAA South First and Second Rounds at the RCA Dome in Indianapolis, Ind.  
March 11—Auburn 80, Winthrop 41  
March 13—Auburn 81, Oklahoma State 74  
South Regional Semifinals at Thompson-Boling Arena in Knoxville, Tenn.  
March 18—Ohio State 72, Auburn 64

**2000**

NCAA Midwest First and Second Rounds at the Hubert H. Humphrey Metrodome in Minneapolis, Minn.  
March 16—#22 Auburn 72, Creighton 69  
March 17—#6 Iowa State 79, #22 Auburn 60

**2003**

NCAA East First and Second Rounds at the St. Pete Times Forum in Tampa, Fla.  
March 21—Auburn 65, Saint Joseph's 63 (ot)  
March 23—Auburn 68, #8 Wake Forest 62  
East Regional Semifinals at the Pepsi Arena in Albany, N.Y.  
March 28—#12 Syracuse 79, Auburn 78  
NCAA TOTALS: Won 12, Lost 8 (.600)

**RECORDS****INDIVIDUAL SINGLE GAME**

**Points**—36, Chris Morris (1988 vs. Bradley)  
**Field Goals**—12, Chuck Person (1986 vs. UNLV and St. John's)  
12, Marquis Daniels (2003 vs. Syracuse)  
**Field Goals Att.**—25, Chuck Person (1985 vs. North Carolina)  
**3-Pointers Made**—4, Gerald White (1987 vs. Indiana), Daymeon Fishback (2000 vs. Creighton), Nathan Watson (2003 vs. Syracuse)  
**3-Pointers Attempted**—9, Gerald White (1987 vs. Indiana),  
9, Derrick Bird (2003 vs. Syracuse)  
**Free Throws**—12, Jeff Moore (1988 vs. Oklahoma)

12, Chris Morris (1988 vs. Bradley)  
**Free Throws Attempted**—13, Jeff Moore (1988 vs. Oklahoma)  
13, Chris Morris (1988 vs. Bradley)  
**Rebounds**—17, Charles Barkley (1984 vs. Richmond)  
**Assists**—10, Gerald White (1987 vs. Indiana, '86 vs. UNLV)

**NCAA TOURNAMENT**

**Points by a Player**—95, Chuck Person (1986, 4 games)  
**Field Goals by a Player**—44, Chuck Person (1986, 4 games)  
**3-Pointers by a Player**—7, Derrick Bird (2003, 3 games)  
**Free Throws by a Player**—16, Chris Morris (1988, 2 games),  
16, Gerald White (1986, 4 games)  
**Rebounds by a Player**—38, Chuck Person (1986, 4 games)  
**Assists by a Player**—34, Gerald White (1986, 4 games)  
**Points by a Team**—300 (1986, 4 games)  
**Field Goals by a Team**—126 (1986, 4 games)  
**Free Throws by a Team**—48 (1986, 4 games)  
**Rebounds by a Team**—143 (1986, 4 games)

**CAREER**

**Points**—162, Chuck Person (1984, '85, '86, 8 games)  
**Field Goals**—76, Chuck Person (1984, '85, '86, 8 games)  
**Free Throws**—30, Jeff Moore (1985, '86, '87, '88, 11 games)  
**Rebounds**—94, Jeff Moore (1985, '86, '87, '88, 11 games)  
**Assists**—63, Gerald White (1984, '85, '86, '87, 10 games)

**TEAM SINGLE GAME**

**Points**—90 (1988 vs. Bradley, 1987 vs. Indiana)  
**Field Goals**—36 (1987 vs. Indiana)  
**Field Goals Attempted**—86 (1987 vs. Indiana)  
**Field Goal Percentage**—.532 (33-62, 1986 vs. Louisville)  
**3-Pointers**—11 (2000 vs. Creighton)  
**3-Pointers Attempted**—24 (1988 vs. Oklahoma)  
**3-Point Percentage**—.524 (11-21, 2000 vs. Winthrop)  
**Free Throws**—23 (1988 vs. Bradley)  
**Free Throws Attempted**—27 (1988 vs. Bradley)  
**Free Throw Percentage**—.923 (12-13, 1987 vs. Indiana)  
**Rebounds**—57 (1988 vs. Oklahoma)  
**Personal Fouls**—25 (1987 vs. Indiana)

**OPPONENT INDIVIDUAL SINGLE GAME**

**Points**—44, Hersey Hawkins (1988 for Bradley)  
**Field Goals**—15, Hersey Hawkins (1988 for Bradley)  
**Field Goals Attempted**—25, Hersey Hawkins (1988 for Bradley)  
**3-Pointers Made**—7, Steve Alford (1987 for Indiana)  
**3-Pointers Attempted**—11, Steve Alford (1987 for Indiana)  
**Free Throws**—9, Stacey King (1988 for Oklahoma)  
9, Daryl Thomas (1987 for Indiana)  
**Free Throws Attempted**—12, Stacey King (1988 for Oklahoma)  
**Rebounds**—13, Rick Calloway (1987 for Indiana)  
**Assists**—15, Keith Smart (1987 for Indiana)

**OPPONENT TEAM SINGLE GAME**

**Points**—107 (1988 by Oklahoma, 1987 by Indiana)  
**Field Goals**—41 (1988 by Oklahoma)  
**Field Goals Attempted**—76 (1988 by Oklahoma)  
**Field Goal Percentage**—.603 (38-63, 1987 by Indiana)  
**3-Pointers**—12 (2000 by Creighton)  
**3-Pointers Attempted**—32 (2000 by Creighton)  
**3-Point Percentage**—.538 (7-13, 1987 by Indiana)  
**Free Throws**—25 (2000 by #6 Iowa State)  
**Free Throws Attempted**—31 (2000 by #6 Iowa State)  
**Free Throw Percentage**—.857 (24-28, 1987 by Indiana),  
.857 (18-21, 2003 by Wake Forest)  
**Rebounds**—45 (1987 by Indiana)  
**Personal Fouls**—23 (1988 by Oklahoma and Bradley),  
23 (2003 by Wake Forest)



## NCAA Tournament Box Scores

**Richmond 72, Auburn 71**

March 15, 1984

NCAA First Round East Regional  
Charlotte Coliseum • Charlotte, N.C.

| Richmond       | FG-FGA       | FT-FTA       | REB       | PF        | TP        | MIN        | A         | TO        | BLK      | S        |
|----------------|--------------|--------------|-----------|-----------|-----------|------------|-----------|-----------|----------|----------|
| John Newman    | 11-22        | 4-5          | 1         | 3         | 26        | 39         | 0         | 3         | 2        | 1        |
| John Davis     | 3-5          | 0-1          | 12        | 4         | 6         | 36         | 4         | 2         | 0        | 2        |
| Bill Flye      | 8-14         | 3-4          | 5         | 5         | 19        | 38         | 0         | 4         | 0        | 2        |
| Greg Beckwith  | 1-3          | 3-4          | 7         | 1         | 5         | 40         | 9         | 1         | 0        | 4        |
| Kelvin Johnson | 6-10         | 4-5          | 2         | 3         | 16        | 40         | 2         | 3         | 0        | 0        |
| Tim Hardin     | 0-1          | 0-0          | 1         | 2         | 0         | 5          | 0         | 0         | 0        | 0        |
| Lee Goss       | 0-0          | 0-1          | 0         | 0         | 0         | 2          | 0         | 0         | 0        | 0        |
| <b>Totals</b>  | <b>29-55</b> | <b>14-20</b> | <b>31</b> | <b>18</b> | <b>72</b> | <b>200</b> | <b>15</b> | <b>13</b> | <b>2</b> | <b>9</b> |

FG%: 1st Half 18-28 .643, 2nd Half 11-27 .407, Game 29-55 .527; FT%: 1st Half 3-3 1.000, 2nd Half 11-17 .647, Game 14-20 .700; Team Rebounds: 3; Deadball Rebounds: 2.

| Auburn          | FG-FGA       | FT-FTA       | REB       | PF        | TP        | MIN        | A         | TO        | BLK      | S        |
|-----------------|--------------|--------------|-----------|-----------|-----------|------------|-----------|-----------|----------|----------|
| Greg Turner     | 4-9          | 4-6          | 3         | 2         | 12        | 32         | 1         | 3         | 1        | 0        |
| Chuck Person    | 5-16         | 0-1          | 9         | 5         | 10        | 34         | 1         | 2         | 0        | 1        |
| Charles Barkley | 8-10         | 7-9          | 17        | 4         | 23        | 32         | 4         | 4         | 2        | 2        |
| Gerald White    | 4-10         | 1-1          | 0         | 4         | 9         | 33         | 3         | 3         | 0        | 0        |
| Frank Ford      | 0-1          | 0-0          | 2         | 0         | 0         | 22         | 2         | 1         | 0        | 0        |
| Paul Daniels    | 2-3          | 0-0          | 1         | 3         | 4         | 25         | 2         | 1         | 1        | 0        |
| Vern Strickland | 5-10         | 1-2          | 1         | 3         | 11        | 21         | 1         | 1         | 0        | 2        |
| Carey Holland   | 1-1          | 0-0          | 0         | 0         | 2         | 1          | 0         | 0         | 0        | 0        |
| <b>Totals</b>   | <b>29-60</b> | <b>13-19</b> | <b>34</b> | <b>21</b> | <b>71</b> | <b>200</b> | <b>14</b> | <b>15</b> | <b>4</b> | <b>5</b> |

FG%: 1st Half 10-24 .417, 2nd Half 19-36 .528, Game 29-60 .483; FT%: 1st Half 2-5 .400, 2nd Half 11-14 .786, Game 13-19 .684; Team Rebounds: 1; Deadball Rebounds: 2.

| SCORE BY PERIODS | 1  | 2  | F |
|------------------|----|----|---|
| Richmond         | 39 | 33 | — |
| Auburn           | 22 | 49 | — |

OFFICIALS—Jim Howell, Phil Robinson, Jim Burr

TECHNICAL FOULS—None.

ATTENDANCE—11,666

**Auburn 59, Purdue 58**

March 14, 1985

NCAA First Round Southeast Regional  
Athletic & Convocation Center • South Bend, Ind.

| Auburn        | FG-FGA       | FT-FTA     | REB       | PF        | TP        | MIN        | A        | TO        | BLK      | S        |
|---------------|--------------|------------|-----------|-----------|-----------|------------|----------|-----------|----------|----------|
| Chuck Person  | 9-17         | 2-2        | 8         | 3         | 20        | 39         | 0        | 2         | 1        | 2        |
| Chris Morris  | 9-14         | 1-2        | 3         | 1         | 19        | 37         | 0        | 2         | 2        | 0        |
| Jeff Moore    | 1-5          | 0-0        | 7         | 3         | 2         | 28         | 1        | 1         | 1        | 0        |
| Frank Ford    | 4-7          | 1-1        | 6         | 2         | 9         | 39         | 3        | 3         | 0        | 3        |
| Gerald White  | 3-5          | 1-4        | 5         | 1         | 7         | 37         | 4        | 3         | 0        | 0        |
| Carey Holland | 1-1          | 0-0        | 0         | 1         | 2         | 10         | 0        | 0         | 0        | 0        |
| Johnny Lynn   | 0-2          | 0-0        | 1         | 0         | 0         | 7          | 0        | 0         | 0        | 0        |
| Darren Guest  | 0-1          | 0-0        | 0         | 0         | 0         | 3          | 0        | 0         | 0        | 0        |
| <b>Totals</b> | <b>27-52</b> | <b>5-9</b> | <b>35</b> | <b>11</b> | <b>59</b> | <b>200</b> | <b>8</b> | <b>11</b> | <b>4</b> | <b>5</b> |

FG%: 1st Half 14-28 .500, 2nd Half 13-24 .541, Game 27-52 .519; FT%: 1st Half 3-5 .600, 2nd Half 2-4 .500, Game 5-9 .555; Team Rebounds: 5; Deadball Rebounds: 1.

| Purdue            | FG-FGA       | FT-FTA     | REB       | PF        | TP        | MIN        | A        | TO       | BLK      | S        |
|-------------------|--------------|------------|-----------|-----------|-----------|------------|----------|----------|----------|----------|
| Mark Atkinson     | 0-2          | 0-0        | 3         | 4         | 0         | 36         | 2        | 0        | 1        | 1        |
| Todd Mitchell     | 0-2          | 0-0        | 2         | 2         | 0         | 11         | 0        | 0        | 0        | 2        |
| James Bullock     | 6-15         | 1-3        | 10        | 4         | 13        | 40         | 0        | 3        | 0        | 0        |
| Troy Lewis        | 9-17         | 1-2        | 2         | 1         | 19        | 30         | 1        | 0        | 0        | 1        |
| Steve Reid        | 9-17         | 0-2        | 3         | 4         | 18        | 39         | 6        | 1        | 1        | 2        |
| Mack Gadis        | 0-1          | 0-0        | 0         | 0         | 0         | 10         | 0        | 1        | 0        | 0        |
| Herb Robinson     | 0-0          | 0-0        | 0         | 0         | 0         | 5          | 0        | 0        | 0        | 0        |
| Robert Littlejohn | 3-5          | 2-2        | 9         | 0         | 8         | 29         | 0        | 2        | 0        | 1        |
| <b>Totals</b>     | <b>27-59</b> | <b>4-9</b> | <b>29</b> | <b>15</b> | <b>58</b> | <b>200</b> | <b>9</b> | <b>7</b> | <b>2</b> | <b>7</b> |

FG%: 1st Half 12-29 .413, 2nd Half 15-30 .500, Game 27-59 .457; FT%: 1st Half 1-3 .333, 2nd Half 3-6 .500, Game 4-9 .444; Team Rebounds: 0; Deadball Rebounds: 1.

| SCORE BY PERIODS | 1  | 2  | F |
|------------------|----|----|---|
| Auburn           | 31 | 28 | — |
| Purdue           | 25 | 33 | — |

OFFICIALS—Tom Fraim, Rich Eichorst, Ron Labetich

TECHNICAL FOULS—None.

ATTENDANCE—10,480



NCAA Tournament Box Scores

**Auburn 66, #13 Kansas 64**

March 16, 1985

NCAA Second Round Southeast Regional

Athletic & Convocation Center • South Bend, Ind.

| Auburn        | FG-FGA       | FT-FTA       | REB       | PF        | TP        | MIN        | A        | TO        | BLK      | S        |
|---------------|--------------|--------------|-----------|-----------|-----------|------------|----------|-----------|----------|----------|
| Chuck Person  | 10-19        | 1-2          | 5         | 4         | 21        | 31         | 2        | 0         | 0        | 0        |
| Chris Morris  | 4-9          | 0-1          | 4         | 1         | 8         | 40         | 1        | 0         | 1        | 0        |
| Jeff Moore    | 2-7          | 1-1          | 5         | 1         | 5         | 25         | 0        | 1         | 1        | 0        |
| Frank Ford    | 9-9          | 5-6          | 7         | 3         | 23        | 37         | 1        | 4         | 0        | 0        |
| Gerald White  | 1-2          | 7-8          | 2         | 3         | 9         | 38         | 5        | 4         | 0        | 0        |
| Carey Holland | 0-0          | 0-0          | 3         | 2         | 0         | 20         | 0        | 1         | 0        | 0        |
| Johnny Lynn   | 0-0          | 0-0          | 0         | 0         | 0         | 5          | 0        | 0         | 0        | 0        |
| Darren Guest  | 0-3          | 0-0          | 5         | 0         | 0         | 4          | 0        | 1         | 1        | 1        |
| <b>Totals</b> | <b>26-49</b> | <b>14-18</b> | <b>33</b> | <b>14</b> | <b>66</b> | <b>200</b> | <b>9</b> | <b>11</b> | <b>3</b> | <b>1</b> |

FG%: 1st Half 13-26 .500, 2nd Half 13-23 .565, Game 26-49 .531; FT%: 1st Half 4-5 .800, 2nd Half 10-13 .769, Game 14-18 .778; Team Rebounds: 2; Deadball Rebounds: 1.

| Kansas          | FG-FGA       | FT-FTA     | REB       | PF        | TP        | MIN        | A        | TO       | BLK      | S        |
|-----------------|--------------|------------|-----------|-----------|-----------|------------|----------|----------|----------|----------|
| Danny Manning   | 3-12         | 1-2        | 8         | 4         | 7         | 22         | 1        | 0        | 0        | 1        |
| Ron Kellogg     | 8-16         | 1-1        | 5         | 2         | 17        | 38         | 1        | 0        | 0        | 1        |
| Greg Dreiling   | 1-4          | 0-0        | 6         | 4         | 2         | 29         | 0        | 3        | 0        | 0        |
| Cedric Hunter   | 4-9          | 1-2        | 3         | 2         | 9         | 33         | 4        | 0        | 0        | 2        |
| Calvin Thompson | 10-16        | 1-2        | 1         | 3         | 21        | 37         | 2        | 1        | 0        | 0        |
| Mark Turgeon    | 1-2          | 0-0        | 1         | 0         | 2         | 7          | 0        | 1        | 0        | 0        |
| Milton Newton   | 0-1          | 0-0        | 1         | 0         | 0         | 4          | 0        | 0        | 0        | 0        |
| Chris Piper     | 3-4          | 0-0        | 1         | 3         | 6         | 20         | 1        | 0        | 0        | 2        |
| Tad Boyle       | 0-0          | 0-0        | 0         | 0         | 0         | 2          | 0        | 0        | 0        | 0        |
| Mark Pellock    | 0-0          | 0-0        | 1         | 0         | 0         | 8          | 0        | 0        | 0        | 1        |
| <b>Totals</b>   | <b>30-64</b> | <b>4-7</b> | <b>30</b> | <b>18</b> | <b>64</b> | <b>200</b> | <b>9</b> | <b>5</b> | <b>0</b> | <b>7</b> |

FG%: 1st Half 14-28 .500, 2nd Half 16-36 .444, Game 30-64 .469; FT%: 1st Half 0-0 .000, 2nd Half 4-7 .571, Game 4-7 .571; Team Rebounds: 3; Deadball Rebounds: 0.

| SCORE BY PERIODS | 1  | 2  | F |
|------------------|----|----|---|
| Auburn           | 30 | 36 | — |
| Kansas           | 28 | 36 | — |

OFFICIALS—Tom Fraim, Jim Bain, Larry Lembo  
 TECHNICAL FOULS—None.  
 ATTENDANCE—10,751 (c)

**#7 North Carolina 62, Auburn 56**

March 22, 1985

NCAA Southeast Regional Semifinal

Birmingham Coliseum • Birmingham, Ala.

| Auburn        | FG-FGA       | FT-FTA      | REB       | PF        | TP        | MIN        | A        | TO       | BLK      | S        |
|---------------|--------------|-------------|-----------|-----------|-----------|------------|----------|----------|----------|----------|
| Chuck Person  | 8-25         | 0-0         | 12        | 4         | 16        | 39         | 3        | 3        | 1        | 2        |
| Chris Morris  | 3-10         | 1-2         | 9         | 2         | 7         | 38         | 0        | 0        | 0        | 2        |
| Jeff Moore    | 2-3          | 0-0         | 2         | 3         | 4         | 17         | 1        | 0        | 0        | 0        |
| Frank Ford    | 8-14         | 1-2         | 4         | 2         | 17        | 37         | 3        | 2        | 0        | 0        |
| Gerald White  | 2-5          | 0-0         | 1         | 4         | 4         | 37         | 2        | 0        | 0        | 0        |
| Carey Holland | 2-2          | 4-8         | 1         | 2         | 8         | 22         | 0        | 0        | 1        | 0        |
| Johnny Lynn   | 0-0          | 0-0         | 0         | 1         | 0         | 5          | 0        | 0        | 0        | 0        |
| Darren Guest  | 0-0          | 0-0         | 1         | 0         | 0         | 5          | 0        | 0        | 0        | 0        |
| <b>Totals</b> | <b>25-59</b> | <b>6-12</b> | <b>33</b> | <b>18</b> | <b>56</b> | <b>200</b> | <b>9</b> | <b>5</b> | <b>2</b> | <b>4</b> |

FG%: 1st Half 9-27 .333, 2nd Half 16-32 .500, Game 25-59 .424; FT%: 1st Half 5-9 .556, 2nd Half 1-3 .333, Game 6-12 .500; Team Rebounds: 3; Deadball Rebounds: 3.

| North Carolina | FG-FGA       | FT-FTA       | REB       | PF        | TP        | MIN        | A         | TO       | BLK      | S        |
|----------------|--------------|--------------|-----------|-----------|-----------|------------|-----------|----------|----------|----------|
| Dave Popson    | 2-4          | 0-0          | 4         | 1         | 4         | 14         | 0         | 0        | 0        | 0        |
| Brad Daugherty | 5-8          | 0-2          | 8         | 2         | 10        | 39         | 3         | 2        | 2        | 0        |
| Joe Wolf       | 4-6          | 2-2          | 7         | 3         | 10        | 35         | 3         | 1        | 0        | 0        |
| Buzz Peterson  | 0-5          | 0-0          | 2         | 2         | 0         | 29         | 2         | 4        | 0        | 0        |
| Kenny Smith    | 9-12         | 4-5          | 3         | 1         | 22        | 38         | 6         | 0        | 0        | 2        |
| Ranzino Smith  | 1-5          | 2-2          | 2         | 0         | 4         | 14         | 1         | 0        | 0        | 0        |
| Curtis Hunter  | 0-1          | 0-2          | 1         | 0         | 0         | 5          | 0         | 0        | 0        | 0        |
| Warren Martin  | 4-8          | 4-5          | 5         | 3         | 12        | 26         | 1         | 1        | 1        | 0        |
| <b>Totals</b>  | <b>25-49</b> | <b>12-18</b> | <b>32</b> | <b>12</b> | <b>62</b> | <b>200</b> | <b>16</b> | <b>8</b> | <b>3</b> | <b>2</b> |

FG%: 1st Half 14-27 .519, 2nd Half 11-22 .500, Game 25-49 .510; FT%: 1st Half 5-10 .500, 2nd Half 7-8 .875, Game 12-18 .667; Team Rebounds: 0; Deadball Rebounds: 2.

| SCORE BY PERIODS | 1  | 2  | F |
|------------------|----|----|---|
| Auburn           | 23 | 33 | — |
| North Carolina   | 33 | 29 | — |

OFFICIALS—Tim Higgins, Jim Burr, J.C. Leinbech  
 TECHNICAL FOULS—None.  
 ATTENDANCE—16,843 (c)



NCAA Tournament Box Scores

**Auburn 73, Arizona 63**

March 14, 1986

NCAA First Round West Regional

Long Beach Arena • Long Beach, Calif.

| Arizona        | FG-FGA       | FT-FTA     | REB       | PF        | TP        | MIN        | A         | TO        | BLK      | S        |
|----------------|--------------|------------|-----------|-----------|-----------|------------|-----------|-----------|----------|----------|
| Anthony Cook   | 4-6          | 0-0        | 6         | 2         | 8         | 35         | 0         | 2         | 1        | 0        |
| Sean Elliott   | 10-17        | 0-0        | 6         | 2         | 20        | 38         | 6         | 1         | 0        | 0        |
| John Edgar     | 7-11         | 1-3        | 2         | 0         | 15        | 35         | 3         | 3         | 1        | 0        |
| Craig McMillan | 3-12         | 2-4        | 0         | 4         | 8         | 40         | 6         | 3         | 0        | 3        |
| Steve Kerr     | 5-12         | 0-0        | 3         | 4         | 10        | 37         | 3         | 0         | 0        | 2        |
| Joe Turner     | 1-2          | 0-0        | 3         | 0         | 2         | 8          | 1         | 0         | 0        | 0        |
| Ken Lofton     | 0-0          | 0-0        | 0         | 3         | 0         | 2          | 1         | 0         | 0        | 0        |
| Rolf Jacobs    | 0-0          | 0-0        | 0         | 1         | 0         | 1          | 0         | 0         | 0        | 0        |
| Eric Cooper    | 0-0          | 0-0        | 0         | 1         | 0         | 1          | 0         | 1         | 0        | 0        |
| Bruce Fraser   | 0-0          | 0-0        | 0         | 0         | 0         | 1          | 0         | 0         | 0        | 0        |
| David Haskin   | 0-0          | 0-0        | 1         | 0         | 0         | 1          | 0         | 0         | 0        | 0        |
| Bruce Wheatley | 0-0          | 0-0        | 0         | 0         | 0         | 1          | 0         | 0         | 0        | 0        |
| <b>Totals</b>  | <b>30-60</b> | <b>3-7</b> | <b>23</b> | <b>17</b> | <b>63</b> | <b>200</b> | <b>20</b> | <b>10</b> | <b>2</b> | <b>5</b> |

FG%: 1st Half 17-32 .531, 2nd Half 13-28 .464, Game 30-60 .500; FT%: 1st Half 0-1 .000, 2nd Half 3-6 .500, Game 3-7 .429; Team Rebounds: 2; Deadball Rebounds: 2.

| Auburn          | FG-FGA       | FT-FTA       | REB       | PF        | TP        | MIN        | A         | TO        | BLK      | S        |
|-----------------|--------------|--------------|-----------|-----------|-----------|------------|-----------|-----------|----------|----------|
| Chris Morris    | 5-7          | 0-1          | 4         | 1         | 10        | 31         | 2         | 0         | 1        | 0        |
| Chuck Person    | 9-22         | 2-2          | 8         | 3         | 20        | 37         | 0         | 4         | 0        | 0        |
| Jeff Moore      | 4-8          | 3-3          | 12        | 3         | 11        | 28         | 3         | 4         | 0        | 1        |
| Gerald White    | 4-5          | 4-5          | 6         | 1         | 12        | 32         | 6         | 1         | 0        | 1        |
| Frank Ford      | 3-6          | 2-3          | 2         | 1         | 8         | 39         | 2         | 0         | 1        | 1        |
| Mike Jones      | 5-6          | 2-2          | 3         | 3         | 12        | 21         | 0         | 3         | 1        | 0        |
| Terrance Howard | 0-2          | 0-0          | 0         | 0         | 0         | 8          | 2         | 0         | 0        | 0        |
| Melvin Haralson | 0-0          | 0-0          | 0         | 0         | 0         | 1          | 0         | 0         | 0        | 0        |
| Johnny Lynn     | 0-1          | 0-1          | 0         | 0         | 0         | 1          | 0         | 0         | 0        | 0        |
| Rob Jones       | 0-0          | 0-0          | 1         | 0         | 0         | 1          | 0         | 0         | 0        | 1        |
| Gary Godfrey    | 0-0          | 0-0          | 0         | 0         | 0         | 1          | 0         | 0         | 0        | 0        |
| <b>Totals</b>   | <b>30-57</b> | <b>13-17</b> | <b>37</b> | <b>12</b> | <b>73</b> | <b>200</b> | <b>15</b> | <b>12</b> | <b>3</b> | <b>4</b> |

FG%: 1st Half 15-28 .536, 2nd Half 15-29 .517, Game 30-57 .526; FT%: 1st Half 2-2 1.000, 2nd Half 11-15 .733, Game 13-17 .765; Team Rebounds: 1; Deadball Rebounds: 1.

| SCORE BY PERIODS | 1  | 2  | F    |
|------------------|----|----|------|
| Arizona          | 34 | 29 | — 63 |
| Auburn           | 32 | 41 | — 73 |

OFFICIALS—Joe Forte, Rick Wulkow, Tony Stigliano  
 TECHNICAL FOULS—None  
 ATTENDANCE—11,690 (c)

**Auburn 81, #4 St. John's 65**

March 16, 1986

NCAA Second Round West Regional

Long Beach Arena • Long Beach, Calif.

| Auburn          | FG-FGA       | FT-FTA       | REB       | PF        | TP        | MIN        | A         | TO        | BLK      | S        |
|-----------------|--------------|--------------|-----------|-----------|-----------|------------|-----------|-----------|----------|----------|
| Chris Morris    | 4-8          | 1-1          | 5         | 0         | 9         | 36         | 2         | 4         | 0        | 1        |
| Chuck Person    | 12-22        | 3-3          | 15        | 1         | 27        | 37         | 1         | 1         | 0        | 2        |
| Jeff Moore      | 7-14         | 1-1          | 5         | 3         | 15        | 26         | 0         | 1         | 0        | 0        |
| Gerald White    | 3-5          | 4-5          | 3         | 2         | 10        | 30         | 9         | 5         | 0        | 4        |
| Frank Ford      | 4-9          | 0-0          | 5         | 1         | 8         | 37         | 2         | 2         | 0        | 0        |
| Terrance Howard | 3-4          | 0-0          | 2         | 2         | 6         | 14         | 2         | 0         | 0        | 0        |
| Mike Jones      | 2-4          | 2-3          | 2         | 2         | 6         | 20         | 0         | 2         | 1        | 0        |
| <b>Totals</b>   | <b>35-66</b> | <b>11-13</b> | <b>38</b> | <b>11</b> | <b>81</b> | <b>200</b> | <b>16</b> | <b>15</b> | <b>1</b> | <b>7</b> |

FG%: 1st Half 21-40 .525, 2nd Half 14-26 .538, Game 35-66 .530; FT%: 1st Half 2-3 .667, 2nd Half 9-10 .900, Game 11-13 .846; Team Rebounds: 1; Deadball Rebounds: 3.

| St. John's    | FG-FGA       | FT-FTA     | REB       | PF        | TP        | MIN        | A         | TO        | BLK      | S        |
|---------------|--------------|------------|-----------|-----------|-----------|------------|-----------|-----------|----------|----------|
| Willie Glass  | 5-9          | 2-2        | 1         | 0         | 12        | 32         | 1         | 3         | 0        | 3        |
| Shelton Jones | 3-4          | 0-0        | 4         | 1         | 6         | 29         | 0         | 2         | 0        | 1        |
| Walter Berry  | 9-14         | 2-2        | 7         | 3         | 20        | 39         | 0         | 3         | 1        | 1        |
| Ron Rowan     | 6-16         | 2-2        | 2         | 4         | 14        | 36         | 2         | 3         | 0        | 2        |
| Mark Jackson  | 1-8          | 1-2        | 4         | 4         | 3         | 38         | 12        | 3         | 0        | 1        |
| John Hempel   | 4-6          | 0-0        | 1         | 2         | 8         | 16         | 0         | 1         | 0        | 1        |
| Terry Bross   | 1-2          | 0-0        | 1         | 1         | 2         | 8          | 0         | 1         | 0        | 0        |
| Steve Shurina | 0-0          | 0-0        | 0         | 1         | 0         | 2          | 0         | 0         | 0        | 0        |
| <b>Totals</b> | <b>29-59</b> | <b>7-8</b> | <b>22</b> | <b>16</b> | <b>65</b> | <b>200</b> | <b>15</b> | <b>16</b> | <b>1</b> | <b>9</b> |

FG%: 1st Half 15-30 .500, 2nd Half 14-29 .483, Game 29-59 .492; FT%: 1st Half 2-2 1.000, 2nd Half 5-6 .833, Game 7-8 .875; Team Rebounds: 2; Deadball Rebounds: 3.

| SCORE BY PERIODS | 1  | 2  | F    |
|------------------|----|----|------|
| Auburn           | 44 | 37 | — 81 |
| St. John's       | 32 | 33 | — 65 |

OFFICIALS—Paul Hausman, Gene Monje, Mac Chauvin  
 TECHNICAL FOULS—None.  
 ATTENDANCE—11,690 (c)





## NCAA Tournament Box Scores

**Auburn 70, #11 UNLV 63**

March 20, 1986

NCAA West Regional Semifinal

The Summit • Houston, Texas

| Auburn          | FG-FGA | FT-FTA | REB | PF | TP | MIN | A  | TO | BLK | S  |
|-----------------|--------|--------|-----|----|----|-----|----|----|-----|----|
| Chris Morris    | 3-8    | 3-3    | 8   | 4  | 9  | 39  | 0  | 2  | 1   | 1  |
| Chuck Person    | 12-22  | 1-2    | 11  | 1  | 25 | 37  | 0  | 1  | 0   | 2  |
| Jeff Moore      | 5-10   | 1-2    | 9   | 2  | 11 | 32  | 4  | 5  | 0   | 1  |
| Gerald White    | 3-4    | 6-7    | 1   | 2  | 12 | 33  | 10 | 3  | 0   | 1  |
| Frank Ford      | 3-8    | 3-4    | 6   | 0  | 9  | 39  | 1  | 5  | 0   | 5  |
| Terrance Howard | 0-1    | 0-0    | 0   | 1  | 0  | 8   | 0  | 1  | 0   | 0  |
| Mike Jones      | 2-5    | 0-0    | 1   | 2  | 4  | 12  | 2  | 3  | 1   | 0  |
| Totals          | 28-58  | 14-18  | 41  | 12 | 70 | 200 | 17 | 20 | 2   | 10 |

FG%: 1st Half 11-26 .423, 2nd Half 17-32 .531, Game 28-58 .483; FT%: 1st Half 3-4 .750, 2nd Half 11-14 .786, Game 14-18 .778; Team Rebounds: 5; Deadball Rebounds: 1.

| UNLV            | FG-FGA | FT-FTA | REB | PF | TP | MIN | A  | TO | BLK | S |
|-----------------|--------|--------|-----|----|----|-----|----|----|-----|---|
| Anthony Jones   | 8-19   | 0-3    | 4   | 1  | 16 | 39  | 4  | 1  | 0   | 1 |
| Armon Gilliam   | 9-13   | 3-4    | 3   | 1  | 21 | 37  | 0  | 1  | 0   | 0 |
| John Flowers    | 1-1    | 0-0    | 0   | 2  | 2  | 20  | 0  | 1  | 0   | 0 |
| Mark Wade       | 0-0    | 0-1    | 3   | 5  | 0  | 36  | 12 | 6  | 0   | 2 |
| Freddie Banks   | 9-21   | 2-2    | 1   | 2  | 20 | 35  | 6  | 1  | 0   | 1 |
| Gary Graham     | 0-2    | 0-0    | 2   | 4  | 0  | 9   | 1  | 1  | 0   | 0 |
| Eldridge Hudson | 2-5    | 0-0    | 9   | 4  | 4  | 24  | 2  | 1  | 0   | 2 |
| Totals          | 29-61  | 5-10   | 28  | 19 | 63 | 200 | 25 | 12 | 0   | 6 |

FG%: 1st Half 17-29 .586, 2nd Half 12-32 .375, Game 29-61 .475; FT%: 1st Half 0-0 .000, 2nd Half 5-10 .500, Game 5-10 .500; Team Rebounds: 6; Deadball Rebounds: 1.

| SCORE BY PERIODS | 1  | 2  | F |
|------------------|----|----|---|
| Auburn           | 25 | 45 | — |
| UNLV             | 34 | 29 | — |

OFFICIALS—Lenny Wirtz, Tim Higgins, Charlie Vacca  
TECHNICAL FOULS—None. ATTENDANCE—10,936

**#7 Louisville 84, Auburn 76**

March 22, 1986

NCAA West Regional Final

The Summit • Houston, Texas

| Auburn          | FG-FGA | FT-FTA | REB | PF | TP | MIN | A  | TO | BLK | S |
|-----------------|--------|--------|-----|----|----|-----|----|----|-----|---|
| Chris Morris    | 7-10   | 3-3    | 9   | 4  | 17 | 34  | 1  | 4  | 1   | 4 |
| Chuck Person    | 11-24  | 1-2    | 4   | 3  | 23 | 38  | 1  | 2  | 0   | 0 |
| Jeff Moore      | 4-8    | 3-5    | 6   | 2  | 11 | 31  | 2  | 0  | 0   | 0 |
| Gerald White    | 3-6    | 2-2    | 2   | 2  | 8  | 34  | 9  | 4  | 0   | 1 |
| Frank Ford      | 6-10   | 1-2    | 3   | 4  | 13 | 34  | 5  | 0  | 0   | 1 |
| Terrance Howard | 1-1    | 0-0    | 0   | 3  | 2  | 12  | 2  | 0  | 0   | 0 |
| Mike Jones      | 1-3    | 0-0    | 1   | 3  | 2  | 17  | 0  | 0  | 1   | 0 |
| Totals          | 33-62  | 10-14  | 27  | 21 | 76 | 200 | 20 | 10 | 2   | 6 |

FG%: 1st Half 20-32 .625, 2nd Half 13-30 .433, Game 33-62 .532; FT%: 1st Half 3-5 .600, 2nd Half 7-9 .778, Game 10-14 .714; Team Rebounds: 2; Deadball Rebounds: 2.

| Louisville     | FG-FGA | FT-FTA | REB | PF | TP | MIN | A  | TO | BLK | S |
|----------------|--------|--------|-----|----|----|-----|----|----|-----|---|
| Herbert Crook  | 8-12   | 4-5    | 11  | 3  | 20 | 39  | 3  | 1  | 0   | 1 |
| Billy Thompson | 5-10   | 3-4    | 7   | 4  | 13 | 26  | 4  | 4  | 0   | 1 |
| Pervis Ellison | 7-14   | 1-3    | 10  | 2  | 15 | 35  | 0  | 2  | 2   | 3 |
| Milt Wagner    | 4-9    | 8-8    | 2   | 2  | 16 | 40  | 9  | 2  | 0   | 0 |
| Jeff Hall      | 7-12   | 0-0    | 0   | 1  | 14 | 36  | 2  | 1  | 0   | 0 |
| Mark McSwain   | 2-3    | 0-0    | 4   | 2  | 4  | 15  | 2  | 1  | 0   | 0 |
| Kevin Walls    | 1-2    | 0-0    | 0   | 1  | 2  | 4   | 0  | 0  | 0   | 0 |
| Tony Kimbro    | 0-1    | 0-0    | 1   | 0  | 0  | 5   | 0  | 1  | 0   | 0 |
| Totals         | 34-63  | 16-20  | 37  | 15 | 84 | 200 | 20 | 12 | 2   | 5 |

FG%: 1st Half 22-39 .564, 2nd Half 12-24 .500, Game 34-63 .540; FT%: 1st Half 0-0 .000, 2nd Half 16-20 .800, Game 16-20 .800; Team Rebounds: 2; Deadball Rebounds: 0.

| SCORE BY PERIODS | 1  | 2  | F |
|------------------|----|----|---|
| Auburn           | 43 | 33 | — |
| Louisville       | 44 | 40 | — |

OFFICIALS—Don Rutledge, Lenny Wirtz, Charlie Vacca  
TECHNICAL FOULS—None. ATTENDANCE—9,650



## NCAA Tournament Box Scores

**Auburn 62, San Diego 61**

March 12, 1987

NCAA First Round Midwest Regional  
Indiana Hoosier Dome • Indianapolis, Ind.

| San Diego      | FG-FGA | FT-FTA | REB | PF | TP | MIN | A  | TO | BLK | S |
|----------------|--------|--------|-----|----|----|-----|----|----|-----|---|
| Mark Manor     | 5-10   | 0-0    | 5   | 2  | 11 | 31  | 3  | 1  | 0   | 0 |
| Mike Madden    | 3-8    | 1-3    | 11  | 1  | 7  | 34  | 3  | 2  | 2   | 1 |
| Scott Thompson | 5-11   | 4-4    | 4   | 4  | 14 | 25  | 1  | 2  | 1   | 0 |
| Paul Leonard   | 3-7    | 0-0    | 2   | 1  | 6  | 38  | 5  | 3  | 0   | 1 |
| Danny Means    | 7-12   | 2-3    | 4   | 1  | 18 | 30  | 2  | 0  | 0   | 3 |
| Steve Krallman | 1-2    | 0-2    | 2   | 2  | 2  | 20  | 0  | 1  | 0   | 1 |
| Marty Munn     | 0-2    | 0-0    | 0   | 2  | 0  | 11  | 0  | 0  | 0   | 0 |
| Eric Musselman | 1-2    | 0-0    | 0   | 1  | 3  | 2   | 0  | 0  | 0   | 0 |
| Mike Haupt     | 0-0    | 0-0    | 1   | 1  | 0  | 9   | 1  | 1  | 0   | 1 |
| Totals         | 25-54  | 7-12   | 30  | 15 | 61 | 200 | 15 | 10 | 3   | 7 |

Three-Point Field Goals: Means 2-5, Manor 1-2, Musselman 1-2, Leonard 0-2, Munn 0-2, Thompson 0-1, Team 4-14.

FG%: 1st Half 14-28 .500, 2nd Half 11-26 .423, Game 25-54 .463; 3FG%: 1st Half 4-9 .444, 2nd Half 0-5 .000, Game 4-14 .286; FT%: 1st Half 1-4 .250, 2nd Half 6-8 .750, Game 7-12 .583; Team Rebounds: 1; Deadball Rebounds: 1.

| Auburn          | FG-FGA | FT-FTA | REB | PF | TP | MIN | A  | TO | BLK | S |
|-----------------|--------|--------|-----|----|----|-----|----|----|-----|---|
| Mike Jones      | 11-16  | 2-4    | 7   | 3  | 24 | 32  | 2  | 1  | 2   | 0 |
| Chris Morris    | 6-12   | 1-1    | 11  | 3  | 14 | 38  | 2  | 2  | 2   | 0 |
| Jeff Moore      | 4-13   | 6-7    | 14  | 3  | 14 | 33  | 0  | 0  | 0   | 0 |
| Gerald White    | 2-6    | 0-0    | 3   | 2  | 4  | 34  | 5  | 1  | 0   | 2 |
| Frank Ford      | 2-9    | 2-4    | 5   | 2  | 6  | 40  | 3  | 4  | 0   | 3 |
| Terrance Howard | 0-1    | 0-0    | 0   | 1  | 0  | 17  | 0  | 1  | 0   | 0 |
| Johnny Lynn     | 0-2    | 0-0    | 0   | 0  | 0  | 5   | 0  | 0  | 0   | 0 |
| John Caylor     | 0-0    | 0-0    | 0   | 0  | 0  | 1   | 0  | 0  | 0   | 0 |
| Totals          | 25-59  | 11-16  | 42  | 14 | 62 | 200 | 12 | 9  | 4   | 5 |

Three-Point Field Goals: Morris 1-2, White 0-4, Ford 0-2, Howard 0-1, Team 1-9.

FG%: 1st Half 11-26 .423, 2nd Half 14-33 .424, Game 25-59 .424; 3FG%: 1st Half 0-5 .000, 2nd Half 1-4 .250, Game 1-9 .111; FT%: 1st Half 6-7 .857, 2nd Half 5-9 .556, Game 11-16 .688; Team Rebounds: 2; Deadball Rebounds: 0.

| SCORE BY PERIODS | 1  | 2  | F |
|------------------|----|----|---|
| San Diego        | 33 | 28 | — |
| Auburn           | 28 | 34 | — |

OFFICIALS—Mickey Crowley, Chuck Weinkauff, Rusty Herring

TECHNICAL FOULS—None

ATTENDANCE—29,610

**#3 Indiana 107, Auburn 90**

March 14, 1987

NCAA Second Round Midwest Regional  
Indiana Hoosier Dome • Indianapolis, Ind.

| Auburn           | FG-FGA | FT-FTA | REB | PF | TP | MIN | A  | TO | BLK | S |
|------------------|--------|--------|-----|----|----|-----|----|----|-----|---|
| Mike Jones       | 10-22  | 9-9    | 9   | 1  | 30 | 36  | 1  | 2  | 0   | 1 |
| Chris Morris     | 5-11   | 0-1    | 4   | 5  | 10 | 22  | 2  | 0  | 0   | 0 |
| Jeff Moore       | 11-20  | 2-2    | 10  | 4  | 24 | 33  | 1  | 0  | 0   | 1 |
| Gerald White     | 6-13   | 1-1    | 1   | 2  | 17 | 37  | 10 | 4  | 1   | 1 |
| Frank Ford       | 4-11   | 0-0    | 3   | 5  | 9  | 28  | 0  | 0  | 0   | 0 |
| Terrance Howard  | 0-4    | 0-0    | 4   | 4  | 0  | 19  | 1  | 2  | 0   | 0 |
| Johnny Lynn      | 0-4    | 0-0    | 2   | 2  | 0  | 13  | 0  | 2  | 0   | 1 |
| John Caylor      | 0-0    | 0-0    | 0   | 2  | 0  | 10  | 0  | 1  | 0   | 2 |
| Derrick Dennison | 0-1    | 0-0    | 0   | 0  | 0  | 2   | 0  | 0  | 0   | 0 |
| Totals           | 36-86  | 12-13  | 34  | 25 | 90 | 200 | 15 | 11 | 1   | 6 |

3-Point Field Goals: White 4-9, Ford 1-2, Jones 1-2, Lynn 0-1, Team 6-14.

FG%: 1st Half 19-44 .432, 2nd Half 17-42 .405, Game 36-86 .419; 3FG%: 1st Half 3-5 .600, 2nd Half 3-9 .333, Game 6-14 .429; FT%: 1st Half 7-7 1.000, 2nd Half 5-6 .833, Game 12-13 .923; Team Rebounds: 1; Deadball Rebounds: 0.

| Indiana       | FG-FGA | FT-FTA | REB | PF | TP  | MIN | A  | TO | BLK | S |
|---------------|--------|--------|-----|----|-----|-----|----|----|-----|---|
| Rick Calloway | 7-12   | 4-4    | 13  | 0  | 18  | 39  | 1  | 5  | 0   | 1 |
| Daryl Thomas  | 9-14   | 9-10   | 8   | 1  | 27  | 36  | 0  | 4  | 0   | 3 |
| Dean Garrett  | 4-6    | 1-2    | 3   | 4  | 9   | 16  | 0  | 1  | 2   | 0 |
| Steve Alford  | 10-17  | 4-5    | 3   | 2  | 31  | 38  | 5  | 2  | 0   | 0 |
| Keith Smart   | 7-12   | 6-7    | 9   | 3  | 20  | 39  | 15 | 5  | 0   | 1 |
| Steve Eyl     | 0-0    | 0-0    | 5   | 3  | 0   | 16  | 2  | 1  | 0   | 0 |
| Todd Meier    | 0-0    | 0-0    | 2   | 1  | 0   | 9   | 0  | 0  | 0   | 0 |
| Kreigh Smith  | 0-0    | 0-0    | 0   | 0  | 0   | 2   | 0  | 0  | 0   | 0 |
| Joe Hillman   | 1-2    | 0-0    | 0   | 0  | 2   | 2   | 0  | 0  | 0   | 0 |
| Brian Sloan   | 0-0    | 0-0    | 0   | 0  | 0   | 1   | 1  | 0  | 0   | 0 |
| Tony Freeman  | 0-0    | 0-0    | 0   | 0  | 0   | 1   | 0  | 0  | 0   | 0 |
| Dave Minor    | 0-0    | 0-0    | 1   | 0  | 0   | 1   | 0  | 0  | 0   | 0 |
| Totals        | 38-63  | 24-28  | 45  | 14 | 107 | 200 | 24 | 18 | 2   | 5 |

3-Point Field Goals: Alford 7-11, Smart 0-2, Team 7-13.

FG%: 1st Half 18-27 .667, 2nd Half 20-36 .556, Game 38-63 .603; 3FG%: 1st Half 2-3 .667, 2nd Half 5-10 .500, Game 7-13 .538; FT%: 1st Half 15-18 .833, 2nd Half 9-10 .900, Game 24-28 .857; Team Rebounds: 1; Deadball Rebounds: 1.

| SCORE BY PERIODS | 1  | 2  | F |
|------------------|----|----|---|
| Auburn           | 48 | 42 | — |
| Indiana          | 53 | 54 | — |

OFFICIALS—Rick Wulkow, Chuck Weinkauff, Rusty Herring

TECHNICAL FOULS—None

ATTENDANCE—34,076



## NCAA Tournament Box Scores

## Auburn 90, #11 Bradley 86

March 17, 1988

NCAA First Round Southeast Regional  
The Omni • Atlanta, Ga.

| Bradley        | FG-FGA | FT-FTA | REB | PF | TP | MIN | A  | TO | BLK | S |
|----------------|--------|--------|-----|----|----|-----|----|----|-----|---|
| Donald Powell  | 4-9    | 2-5    | 7   | 5  | 10 | 37  | 1  | 0  | 0   | 3 |
| Trevor Trimpe  | 1-4    | 0-0    | 1   | 1  | 3  | 11  | 2  | 0  | 0   | 0 |
| Luke Jackson   | 7-10   | 0-3    | 5   | 2  | 14 | 34  | 2  | 3  | 0   | 0 |
| Anthony Manuel | 0-3    | 0-0    | 4   | 4  | 0  | 40  | 10 | 6  | 0   | 0 |
| Hersey Hawkins | 15-25  | 8-11   | 10  | 3  | 44 | 40  | 6  | 4  | 2   | 3 |
| Jerry Thomas   | 4-9    | 0-0    | 1   | 5  | 8  | 25  | 3  | 0  | 0   | 0 |
| Paul Wilson    | 3-6    | 0-2    | 5   | 3  | 7  | 13  | 1  | 2  | 0   | 1 |
| Totals         | 34-66  | 10-21  | 39  | 23 | 86 | 200 | 25 | 15 | 2   | 7 |

Three-Point Field Goals: Trimpe 1-4, Jackson 0-1, Hawkins 6-8, Thomas 0-1, Wilson 1-3, Team 8-17.

FG%: 1st Half 21-35 .600, 2nd Half 13-31 .419, Game 34-66 .515; 3FG%: 1st Half 5-6 .833, 2nd Half 3-11 .273, Game 8-17 .471; FT%: 1st Half 6-9 .667, 2nd Half 4-12 .333, Game 10-21 .476; Team Rebounds: 5; Deadball Rebounds: 4.

| Auburn           | FG-FGA | FT-FTA | REB | PF | TP | MIN | A  | TO | BLK | S |
|------------------|--------|--------|-----|----|----|-----|----|----|-----|---|
| John Caylor      | 5-8    | 5-6    | 5   | 2  | 18 | 38  | 2  | 3  | 0   | 2 |
| Chris Morris     | 11-23  | 12-13  | 12  | 3  | 36 | 37  | 4  | 3  | 3   | 2 |
| Jeff Moore       | 6-16   | 1-1    | 13  | 2  | 13 | 36  | 1  | 2  | 1   | 1 |
| Terrance Howard  | 2-4    | 0-0    | 5   | 1  | 4  | 24  | 5  | 1  | 0   | 1 |
| Derrick Dennison | 1-6    | 2-2    | 1   | 3  | 5  | 17  | 3  | 0  | 0   | 1 |
| Johnny Lynn      | 1-4    | 0-0    | 0   | 0  | 3  | 21  | 7  | 1  | 0   | 1 |
| Matt Geiger      | 1-3    | 1-3    | 3   | 3  | 3  | 7   | 1  | 2  | 0   | 0 |
| Keenan Carpenter | 3-8    | 2-2    | 2   | 3  | 8  | 20  | 0  | 0  | 0   | 1 |
| Totals           | 30-72  | 23-27  | 44  | 17 | 90 | 200 | 23 | 12 | 4   | 9 |

Three-Point Field Goals: Caylor 3-6, Morris 2-5, Howard 0-1, Dennison 1-2, Lynn 1-3, Carpenter 0-1, Team 7-18.

FG%: 1st Half 17-41 .415, 2nd Half 13-31 .419, Game 30-72 .417; 3FG%: 1st Half 4-10 .400, 2nd Half 3-8 .375, Game 7-18 .389; FT%: 1st Half 7-8 .875, 2nd Half 16-19 .842, Game 23-27 .852; Team Rebounds: 3; Deadball Rebounds: 1.

| SCORE BY PERIODS | 1  | 2  | F |
|------------------|----|----|---|
| Bradley          | 53 | 33 | — |
| Auburn           | 45 | 45 | — |

OFFICIALS—Jack Hannon, Dick Lynch, Dave Hall

TECHNICAL FOULS—Morris

ATTENDANCE—10,566

## #8 Oklahoma 107, Auburn 87

March 19, 1988

NCAA Second Round Southeast Regional  
The Omni • Atlanta, Ga.

| Auburn           | FG-FGA | FT-FTA | REB | PF | TP | MIN | A  | TO | BLK | S |
|------------------|--------|--------|-----|----|----|-----|----|----|-----|---|
| John Caylor      | 6-12   | 0-0    | 9   | 5  | 14 | 25  | 2  | 4  | 0   | 0 |
| Chris Morris     | 6-13   | 4-4    | 5   | 5  | 17 | 23  | 2  | 3  | 3   | 0 |
| Jeff Moore       | 5-18   | 12-13  | 11  | 4  | 22 | 34  | 2  | 1  | 1   | 1 |
| Terrance Howard  | 3-13   | 0-0    | 4   | 2  | 7  | 34  | 8  | 8  | 0   | 1 |
| Derrick Dennison | 3-9    | 0-1    | 7   | 2  | 7  | 23  | 0  | 5  | 0   | 1 |
| Johnny Lynn      | 4-5    | 3-3    | 3   | 2  | 14 | 23  | 3  | 4  | 0   | 1 |
| Matt Geiger      | 0-1    | 2-2    | 3   | 3  | 2  | 15  | 1  | 0  | 0   | 1 |
| Keenan Carpenter | 2-10   | 0-0    | 2   | 1  | 4  | 20  | 0  | 0  | 0   | 0 |
| Dustin Hester    | 0-0    | 0-0    | 0   | 0  | 0  | 1   | 0  | 0  | 0   | 0 |
| Pete McBee       | 0-0    | 0-0    | 0   | 0  | 0  | 1   | 0  | 0  | 0   | 0 |
| John Walker      | 0-3    | 0-0    | 1   | 0  | 0  | 1   | 0  | 0  | 0   | 0 |
| Totals           | 29-84  | 21-23  | 57  | 24 | 87 | 200 | 18 | 25 | 4   | 5 |

Three-Point Field Goals: Caylor 2-5, Morris 1-4, Howard 1-6, Dennison 1-1, Lynn 3-4, Carpenter 0-4, Team 8-24.

FG%: 1st Half 11-35 .314, 2nd Half 18-49 .367, Game 29-84 .345; 3FG%: 1st Half 4-7 .571, 2nd Half 4-17 .235, Game 8-24 .333; FT%: 1st Half 11-11 1.000, 2nd Half 10-12 .833, Game 21-23 .913; Team Rebounds: 12; Deadball Rebounds: 0.

| Oklahoma         | FG-FGA | FT-FTA | REB | PF | TP  | MIN | A  | TO | BLK | S  |
|------------------|--------|--------|-----|----|-----|-----|----|----|-----|----|
| Harvey Grant     | 4-10   | 0-1    | 2   | 4  | 8   | 19  | 1  | 2  | 1   | 1  |
| Dave Sieger      | 5-9    | 0-0    | 1   | 4  | 15  | 28  | 6  | 0  | 0   | 4  |
| Stacey King      | 14-22  | 9-12   | 9   | 2  | 37  | 40  | 3  | 3  | 2   | 1  |
| Mookie Blaylock  | 8-14   | 3-3    | 4   | 1  | 21  | 39  | 9  | 1  | 0   | 4  |
| Ricky Grace      | 5-9    | 4-4    | 6   | 3  | 15  | 37  | 8  | 2  | 0   | 2  |
| Art Pollard      | 0-0    | 0-0    | 0   | 0  | 0   | 1   | 0  | 1  | 0   | 0  |
| Mike Bell        | 0-0    | 0-0    | 1   | 0  | 0   | 2   | 0  | 1  | 1   | 0  |
| Terrence Mullins | 4-6    | 0-1    | 4   | 2  | 9   | 12  | 2  | 0  | 0   | 1  |
| Andre Wiley      | 0-0    | 0-2    | 1   | 5  | 0   | 9   | 1  | 2  | 0   | 1  |
| Anthony Martin   | 1-6    | 0-0    | 3   | 2  | 2   | 13  | 1  | 1  | 0   | 2  |
| Totals           | 41-76  | 16-23  | 39  | 23 | 107 | 200 | 31 | 13 | 4   | 16 |

Three-Point Field Goals: Sieger 5-9, Blaylock 2-4, Grace 1-3, Mullins 1-1, Team 9-17.

FG%: 1st Half 20-37 .541, 2nd Half 21-39 .538, Game 41-76 .539; 3FG%: 1st Half 7-12 .583, 2nd Half 2-5 .400, Game 9-17 .529; FT%: 1st Half 4-7 .571, 2nd Half 12-16 .750, Game 16-23 .696; Team Rebounds: 8; Deadball Rebounds: 3.

| SCORE BY PERIODS | 1  | 2  | F |
|------------------|----|----|---|
| Auburn           | 37 | 50 | — |
| Oklahoma         | 51 | 56 | — |

OFFICIALS—Joe Silvester, Jack Hannon, Eric Harmon

TECHNICAL FOULS—None

ATTENDANCE—14,528



NCAA Tournament Box Scores

#4 Auburn 80, Winthrop 41

March 11, 1999

NCAA South Regional First Round

RCA Dome • Indianapolis, Ind.

| Winthrop              | FG    | 3FG  | FT   | R  | F  | TP | M   | A | T  | B | S |
|-----------------------|-------|------|------|----|----|----|-----|---|----|---|---|
| Heson Groves,F        | 1-6   | 0-0  | 1-2  | 5  | 2  | 3  | 37  | 2 | 5  | 1 | 0 |
| Jacques Vandescure, F | 2-5   | 0-0  | 2-5  | 7  | 1  | 6  | 26  | 1 | 4  | 0 | 1 |
| Eric Fisher, C        | 1-2   | 0-0  | 0-0  | 2  | 3  | 2  | 10  | 0 | 0  | 3 | 1 |
| Roger Toxey, G        | 0-6   | 0-2  | 0-0  | 1  | 1  | 0  | 20  | 0 | 3  | 0 | 1 |
| Tyson Waterman, G     | 2-8   | 2-6  | 0-0  | 3  | 2  | 6  | 27  | 2 | 1  | 0 | 1 |
| Pierre Wooten         | 1-5   | 0-0  | 2-4  | 2  | 2  | 4  | 7   | 0 | 0  | 0 | 0 |
| Robbie Waldrop        | 2-5   | 2-5  | 0-0  | 1  | 0  | 6  | 13  | 1 | 2  | 0 | 0 |
| Adrian Stockman       | 0-2   | 0-0  | 0-0  | 2  | 0  | 0  | 10  | 1 | 3  | 0 | 1 |
| Rob Wallace           | 1-3   | 1-3  | 0-0  | 2  | 1  | 3  | 7   | 0 | 0  | 0 | 1 |
| Dan Tollens           | 1-3   | 0-1  | 0-0  | 2  | 0  | 2  | 8   | 0 | 3  | 0 | 0 |
| Reggie Coles          | 1-4   | 1-2  | 0-0  | 0  | 1  | 3  | 3   | 0 | 0  | 0 | 0 |
| Juon. Pinckney        | 1-2   | 0-0  | 0-0  | 3  | 3  | 2  | 12  | 0 | 1  | 0 | 0 |
| Eyo Effiong           | 1-4   | 0-0  | 2-5  | 1  | 3  | 4  | 18  | 0 | 2  | 1 | 0 |
| Owen Barnes           | 0-0   | 0-0  | 0-0  | 0  | 0  | 0  | 2   | 0 | 0  | 0 | 0 |
| Team                  |       |      |      |    |    |    | 10  |   |    |   |   |
| Totals                | 14-55 | 6-19 | 7-16 | 41 | 19 | 41 | 200 | 7 | 25 | 5 | 6 |

FG%: 1st Half 7-25 .280, 2nd Half 7-30 .233, Game 14-55 .255; 3FG%: 1st Half 3-10 .300, 2nd Half 3-9 .333, Game 6-19 .316; FT%: 1st Half 1-2 .500, 2nd Half 6-14 .429, Game 7-16 .438; Deadball Rebounds: 4.

| Auburn            | FG    | 3FG   | FT    | R  | F  | TP | M   | A  | T  | B | S  |
|-------------------|-------|-------|-------|----|----|----|-----|----|----|---|----|
| Chris Porter, F   | 4-9   | 0-0   | 1-1   | 5  | 3  | 9  | 24  | 0  | 1  | 0 | 4  |
| Bryant Smith, F   | 3-11  | 1-1   | 2-4   | 9  | 2  | 9  | 26  | 1  | 3  | 0 | 2  |
| Mamadou N'diaye,C | 2-8   | 0-0   | 2-2   | 10 | 2  | 6  | 24  | 0  | 2  | 2 | 1  |
| Scott Pohlman, G  | 4-8   | 3-5   | 3-5   | 0  | 1  | 14 | 23  | 1  | 2  | 0 | 2  |
| Doc Robinson,G    | 6-9   | 2-4   | 0-0   | 3  | 0  | 14 | 23  | 4  | 2  | 0 | 2  |
| Reggie Sharp      | 1-5   | 0-0   | 1-2   | 1  | 2  | 3  | 16  | 3  | 1  | 0 | 0  |
| Jay Heard         | 3-6   | 2-5   | 1-2   | 9  | 0  | 9  | 16  | 4  | 1  | 0 | 4  |
| Charlton Barker   | 0-0   | 0-0   | 2-4   | 2  | 0  | 2  | 2   | 0  | 0  | 0 | 0  |
| Corey Watkins     | 0-0   | 0-0   | 0-0   | 0  | 0  | 0  | 1   | 1  | 0  | 0 | 0  |
| Daymeon Fishback  | 1-6   | 1-4   | 2-2   | 4  | 1  | 5  | 19  | 0  | 1  | 0 | 1  |
| Mack McGadney     | 2-7   | 0-2   | 0-0   | 4  | 0  | 4  | 8   | 0  | 0  | 0 | 0  |
| Abe Smith         | 0-0   | 0-0   | 0-0   | 1  | 0  | 0  | 2   | 0  | 1  | 0 | 0  |
| Adrian Chilliest  | 1-2   | 0-0   | 0-0   | 2  | 0  | 2  | 10  | 0  | 0  | 0 | 0  |
| Adrian Person     | 1-3   | 1-2   | 0-0   | 2  | 2  | 3  | 6   | 0  | 0  | 0 | 0  |
| Team              |       |       |       |    |    |    | 3   |    |    |   |    |
| Totals            | 28-74 | 10-23 | 14-22 | 55 | 13 | 80 | 200 | 14 | 14 | 2 | 16 |

FG%: 1st Half 13-33 .394, 2nd Half 15-41 .366, Game 28-74 .378; 3FG%: 1st Half 5-11 .455, 2nd Half 5-12 .417, Game 10-23 .435; FT%: 1st Half 6-8 .750, 2nd Half 8-14 .571, Game 14-22 .636; Deadball Rebounds: 4.

| SCORE BY PERIODS | 1  | 2  | F  |    |
|------------------|----|----|----|----|
| Winthrop         | 18 | 23 | -- | 41 |
| Auburn           | 37 | 43 | -- | 80 |

OFFICIALS--Donnee Gray, Tom Clark, Tim Gabutero  
 TECHNICAL FOULS--None  
 ATTENDANCE--27,184

#4 Auburn 81, Oklahoma State 74

March 13, 1999

NCAA South Regional Second Round

RCA Dome • Indianapolis, Ind.

| Oklahoma State      | FG    | 3FG  | FT    | R  | F  | TP | M   | A  | T  | B | S |
|---------------------|-------|------|-------|----|----|----|-----|----|----|---|---|
| Glendon Alexander,F | 1-7   | 0-3  | 3-4   | 1  | 0  | 5  | 26  | 1  | 1  | 0 | 0 |
| Desmond Mason, F    | 8-11  | 2-4  | 8-9   | 9  | 1  | 26 | 37  | 2  | 1  | 0 | 2 |
| Alex Webber, C      | 2-2   | 0-0  | 0-0   | 0  | 4  | 4  | 11  | 0  | 0  | 0 | 0 |
| Adrian Peterson,G   | 11-16 | 4-8  | 1-2   | 4  | 2  | 27 | 39  | 0  | 2  | 0 | 1 |
| Doug Gottlieb,G     | 1-4   | 0-0  | 1-2   | 2  | 3  | 3  | 36  | 12 | 6  | 0 | 0 |
| Fredrik Jonzen      | 1-3   | 0-0  | 0-0   | 2  | 0  | 2  | 9   | 0  | 1  | 0 | 1 |
| Brian Montonati     | 0-4   | 0-0  | 1-2   | 4  | 5  | 1  | 25  | 1  | 3  | 2 | 0 |
| Joe Adkins          | 2-5   | 2-5  | 0-1   | 4  | 2  | 6  | 17  | 2  | 2  | 0 | 1 |
| Team                |       |      |       |    |    |    | 2   |    |    |   |   |
| Totals              | 26-52 | 8-20 | 14-20 | 28 | 17 | 74 | 200 | 18 | 16 | 2 | 5 |

FG%: 1st Half 11-28 .393, 2nd Half 15-24 .625, Game 26-52 .500; 3FG%: 1st Half 3-9 .333, 2nd Half 5-11 .455, Game 8-20 .400; FT%: 1st Half 8-13 .615, 2nd Half 6-7 .857, Game 14-20 .700; Deadball Rebounds: 1.

| Auburn             | FG    | 3FG  | FT    | R  | F  | TP | M   | A  | T | B | S |
|--------------------|-------|------|-------|----|----|----|-----|----|---|---|---|
| Chris Porter, F    | 4-8   | 0-0  | 1-2   | 10 | 1  | 9  | 33  | 1  | 3 | 0 | 2 |
| Bryant Smith, F    | 6-11  | 1-4  | 4-4   | 4  | 1  | 17 | 36  | 2  | 0 | 0 | 0 |
| Mamadou N'diaye, C | 3-6   | 0-0  | 1-2   | 7  | 3  | 7  | 29  | 0  | 1 | 1 | 0 |
| Scott Pohlman, G   | 11-17 | 2-3  | 4-4   | 3  | 2  | 28 | 32  | 1  | 0 | 0 | 0 |
| Doc Robinson, G    | 6-9   | 1-3  | 0-0   | 1  | 4  | 13 | 24  | 3  | 1 | 0 | 0 |
| Reggie Sharp       | 1-4   | 0-3  | 0-0   | 1  | 1  | 2  | 9   | 2  | 1 | 0 | 1 |
| Jay Heard          | 2-4   | 1-2  | 0-0   | 2  | 2  | 5  | 18  | 2  | 1 | 0 | 3 |
| Charlton Barker    | 0-0   | 0-0  | 2-4   | 2  | 0  | 2  | 2   | 0  | 0 | 0 | 0 |
| Daymeon Fishback   | 0-4   | 0-1  | 0-0   | 2  | 0  | 0  | 8   | 0  | 0 | 0 | 0 |
| Mack McGadney      | 0-1   | 0-1  | 0-0   | 2  | 2  | 0  | 9   | 1  | 0 | 0 | 0 |
| Adrian Chilliest   | 0-0   | 0-0  | 0-0   | 0  | 1  | 0  | 2   | 0  | 2 | 0 | 0 |
| Team               |       |      |       |    |    |    | 3   |    |   |   |   |
| Totals             | 33-64 | 5-17 | 10-12 | 35 | 17 | 81 | 200 | 12 | 9 | 1 | 6 |

FG%: 1st Half 15-36 .417, 2nd Half 18-28 .643, Game 33-64 .516; 3FG%: 1st Half 3-11 .273, 2nd Half 2-6 .333, Game 5-17 .294; FT%: 1st Half 4-4 1.000, 2nd Half 6-8 .750, Game 10-12 .833; Deadball Rebounds: 1.

| SCORE BY PERIODS | 1  | 2  | F  |    |
|------------------|----|----|----|----|
| Oklahoma State   | 33 | 41 | -- | 74 |
| Auburn           | 37 | 44 | -- | 81 |

OFFICIALS--Ted Hillary, Donnee Gray, Lonnie Dixon  
 TECHNICAL FOULS--None  
 ATTENDANCE--30,318



NCAA Tournament Box Scores

#14 Ohio State 72, #4 Auburn 64

March 18, 1999

NCAA South Regional Semifinal

Thompson-Boling Arena • Knoxville, Tenn.

| Ohio State         | FG    | 3FG  | FT    | R  | F  | TP | M   | A  | T | B | S |
|--------------------|-------|------|-------|----|----|----|-----|----|---|---|---|
| Brian Brown, F     | 2-9   | 1-4  | 4-6   | 6  | 0  | 9  | 33  | 4  | 1 | 1 | 1 |
| Jason Singleton, F | 3-4   | 0-0  | 1-3   | 2  | 4  | 7  | 21  | 1  | 1 | 0 | 1 |
| Ken Johnson, C     | 2-4   | 0-0  | 0-2   | 2  | 4  | 4  | 25  | 0  | 1 | 1 | 0 |
| Scoonie Penn, G    | 9-16  | 4-7  | 4-4   | 3  | 4  | 26 | 36  | 4  | 0 | 1 | 3 |
| Michael Redd, G    | 9-19  | 1-3  | 3-4   | 10 | 2  | 22 | 36  | 2  | 2 | 0 | 1 |
| Neshaun Coleman    | 0-1   | 0-1  | 0-0   | 3  | 0  | 0  | 4   | 0  | 0 | 0 | 0 |
| Boban Savovic      | 1-3   | 0-2  | 0-0   | 0  | 1  | 2  | 12  | 0  | 1 | 0 | 0 |
| Jon Sanderson      | 0-2   | 0-0  | 0-1   | 2  | 1  | 0  | 6   | 0  | 1 | 0 | 0 |
| George Reese       | 1-4   | 0-0  | 0-3   | 3  | 0  | 2  | 27  | 0  | 2 | 0 | 1 |
| Team               | 6     |      |       |    |    |    |     |    |   |   |   |
| Totals             | 27-62 | 6-17 | 12-23 | 37 | 16 | 72 | 200 | 11 | 9 | 3 | 7 |

FG%: 1st Half 14-35 .400, 2nd Half 13-27 .481, Game 27-62 .435; 3FG%: 1st Half 3-10 .300, 2nd Half 3-7 .429, Game 6-17 .353; FT%: 1st Half 0-0 .000, 2nd Half 12-23 .522, Game 12-23 .522; Deadball Rebounds: 5.

| Auburn             | FG    | 3FG  | FT    | R  | F  | TP | M   | A  | T  | B | S |
|--------------------|-------|------|-------|----|----|----|-----|----|----|---|---|
| Chris Porter, F    | 6-10  | 2-3  | 1-2   | 11 | 5  | 15 | 32  | 2  | 5  | 0 | 0 |
| Bryant Smith, F    | 4-9   | 0-3  | 2-2   | 2  | 1  | 10 | 33  | 1  | 2  | 0 | 2 |
| Mamadou N'diaye, C | 1-3   | 0-0  | 1-2   | 11 | 3  | 3  | 34  | 1  | 4  | 3 | 1 |
| Scott Pohlman, G   | 2-8   | 1-5  | 2-2   | 2  | 2  | 7  | 24  | 3  | 2  | 0 | 0 |
| Doc Robinson, G    | 5-13  | 2-3  | 2-3   | 0  | 3  | 14 | 33  | 6  | 3  | 0 | 0 |
| Reggie Sharp       | 0-0   | 0-0  | 0-0   | 0  | 0  | 0  | 3   | 0  | 0  | 0 | 0 |
| Jay Heard          | 0-3   | 0-2  | 1-2   | 1  | 1  | 1  | 9   | 0  | 0  | 0 | 1 |
| Daymeon Fishback   | 4-10  | 3-6  | 1-2   | 9  | 1  | 12 | 23  | 1  | 1  | 0 | 0 |
| Mack McGadney      | 1-3   | 0-0  | 0-0   | 1  | 1  | 2  | 6   | 0  | 0  | 0 | 1 |
| Abe Smith          | 0-0   | 0-0  | 0-0   | 0  | 0  | 0  | 1   | 0  | 0  | 0 | 0 |
| Adrian Chilliest   | 0-0   | 0-0  | 0-0   | 0  | 0  | 0  | 2   | 0  | 1  | 0 | 0 |
| Team               | 4     |      |       |    |    |    |     |    |    |   |   |
| Totals             | 23-59 | 8-22 | 10-15 | 41 | 17 | 64 | 200 | 14 | 18 | 3 | 5 |

FG%: 1st Half 8-29 .276, 2nd Half 15-30 .500, Game 23-59 .390; 3FG%: 1st Half 4-11 .364, 2nd Half 4-11 .364, Game 8-22 .364; FT%: 1st Half 6-11 .545, 2nd Half 4-4 1.000, Game 10-15 .667; Deadball Rebounds: 4.

| SCORE BY PERIODS | 1  | 2  | F  |
|------------------|----|----|----|
| Ohio State       | 31 | 41 | -- |
| Auburn           | 26 | 38 | -- |

OFFICIALS--Tim Higgins, Lonnie Dixon, Dick Cartmell  
 TECHNICAL FOULS--None  
 ATTENDANCE--23,898

#22 Auburn 72, Creighton 69

March 16, 2000

NCAA Midwest Regional First Round

Hubert H. Humphrey Metrodome • Minneapolis, Minn.

| Creighton         | FG    | 3FG   | FT  | R  | F  | TP | M   | A  | T | B | S |
|-------------------|-------|-------|-----|----|----|----|-----|----|---|---|---|
| Matt West, F      | 1-3   | 1-2   | 0-0 | 1  | 0  | 3  | 22  | 0  | 0 | 0 | 0 |
| Donnie Johnson, F | 2-6   | 0-0   | 0-0 | 0  | 4  | 4  | 18  | 2  | 2 | 0 | 2 |
| Alan Huss, C      | 1-6   | 0-1   | 0-0 | 5  | 2  | 2  | 21  | 2  | 0 | 0 | 0 |
| Ben Walker, G     | 6-13  | 1-3   | 0-0 | 5  | 1  | 13 | 32  | 0  | 1 | 0 | 1 |
| Ryan Sears, G     | 6-12  | 4-10  | 2-5 | 4  | 2  | 18 | 38  | 8  | 0 | 0 | 2 |
| Kyle Korver       | 4-13  | 2-10  | 0-0 | 2  | 1  | 10 | 28  | 3  | 0 | 1 | 2 |
| Livan Pyfrom      | 1-2   | 0-0   | 1-2 | 1  | 1  | 3  | 9   | 0  | 1 | 0 | 1 |
| Justin Haynes     | 2-4   | 1-1   | 0-0 | 4  | 3  | 5  | 17  | 0  | 1 | 1 | 0 |
| Terrell Taylor    | 4-6   | 3-5   | 0-0 | 1  | 4  | 11 | 14  | 1  | 1 | 1 | 0 |
| Dan Kolder        | 0-0   | 0-0   | 0-0 | 0  | 0  | 0  | 1   | 0  | 0 | 0 | 0 |
| Team              | 6     |       |     |    |    |    |     |    |   |   |   |
| Totals            | 27-65 | 12-32 | 3-7 | 29 | 18 | 69 | 200 | 16 | 6 | 3 | 8 |

FG%: 1st Half 10-29 .345, 2nd Half 17-36 .472, Game 27-65 .415; 3FG%: 1st Half 4-15 .267, 2nd Half 8-17 .471, Game 12-32 .375; FT%: 1st Half 1-2 .500, 2nd Half 2-5 .400, Game 3-7 .429; Deadball Rebounds: 2.

| Auburn              | FG    | 3FG   | FT    | R  | F | TP | M   | A  | T  | B | S |
|---------------------|-------|-------|-------|----|---|----|-----|----|----|---|---|
| Mack McGadney, F    | 6-11  | 2-4   | 1-3   | 3  | 1 | 15 | 33  | 2  | 0  | 1 | 0 |
| Mamadou N'diaye, C  | 4-5   | 0-0   | 7-9   | 11 | 1 | 15 | 32  | 2  | 1  | 3 | 1 |
| Jay Heard, G        | 2-4   | 2-3   | 0-0   | 1  | 1 | 6  | 14  | 0  | 1  | 1 | 0 |
| Daymeon Fishback, G | 6-9   | 4-5   | 0-0   | 6  | 1 | 16 | 32  | 1  | 3  | 1 | 0 |
| Doc Robinson, G     | 3-10  | 1-3   | 2-2   | 6  | 2 | 9  | 33  | 6  | 1  | 0 | 0 |
| Marquis Daniels     | 2-4   | 1-2   | 0-1   | 0  | 0 | 5  | 14  | 0  | 3  | 0 | 0 |
| Scott Pohlman       | 2-7   | 1-4   | 1-1   | 2  | 2 | 6  | 26  | 1  | 3  | 0 | 0 |
| Reggie Sharp        | 0-0   | 0-0   | 0-0   | 4  | 1 | 0  | 16  | 0  | 1  | 0 | 0 |
| Jimbo Tolbert       | 0-0   | 0-0   | 0-0   | 0  | 0 | 0  | 0+  | 0  | 1  | 0 | 0 |
| Team                | 5     |       |       |    |   |    |     |    |    |   |   |
| Totals              | 25-50 | 11-21 | 11-16 | 38 | 9 | 72 | 200 | 12 | 15 | 6 | 1 |

FG%: 1st Half 16-26 .615, 2nd Half 9-24 .375, Game 25-50 .500; 3FG%: 1st Half 6-12 .500, 2nd Half 5-9 .556, Game 11-21 .524; FT%: 1st Half 2-3 .667, 2nd Half 9-13 .692, Game 11-16 .688; Deadball Rebounds: 3.

| SCORE BY PERIODS | 1  | 2  | F  |
|------------------|----|----|----|
| Creighton        | 25 | 44 | -- |
| Auburn           | 40 | 32 | -- |

OFFICIALS--Donnee Gray, Reggie Greenwood, Andy Rios  
 TECHNICAL FOULS--None  
 ATTENDANCE--20,013





NCAA Tournament Box Scores

#6 Iowa State 79, #22 Auburn 60

March 18, 2000

NCAA Midwest Regional Second Round

Hubert H. Humphrey Metrodome • Minneapolis, Minn.

| Auburn              | FG           | 3FG         | FT          | R         | F         | TP        | M          | A         | T         | B        | S        |
|---------------------|--------------|-------------|-------------|-----------|-----------|-----------|------------|-----------|-----------|----------|----------|
| Mack McGadney, F    | 4-10         | 0-2         | 0-0         | 6         | 5         | 8         | 24         | 0         | 1         | 0        | 0        |
| Mamadou N'diaye, C  | 4-7          | 0-0         | 1-3         | 3         | 4         | 9         | 34         | 0         | 1         | 2        | 1        |
| Jay Heard, G        | 2-6          | 0-2         | 0-1         | 1         | 2         | 4         | 16         | 1         | 0         | 0        | 0        |
| Daymeon Fishback, G | 3-9          | 2-8         | 0-0         | 6         | 3         | 8         | 31         | 3         | 2         | 0        | 0        |
| Doc Robinson, G     | 5-18         | 2-8         | 0-0         | 3         | 1         | 12        | 33         | 2         | 2         | 0        | 0        |
| Marquis Daniels     | 5-7          | 1-1         | 1-1         | 7         | 4         | 12        | 30         | 0         | 1         | 0        | 2        |
| Scott Pohlman       | 1-5          | 1-3         | 0-0         | 1         | 2         | 3         | 23         | 3         | 1         | 0        | 0        |
| Reggie Sharp        | 0-0          | 0-0         | 0-0         | 0         | 0         | 0         | 6          | 2         | 1         | 0        | 0        |
| Jamison Brewer      | 0-1          | 0-0         | 4-5         | 0         | 0         | 4         | 3          | 0         | 1         | 0        | 0        |
| <b>Team</b>         |              |             |             | <b>4</b>  |           |           |            |           | <b>1</b>  |          |          |
| <b>Totals</b>       | <b>24-63</b> | <b>6-24</b> | <b>6-10</b> | <b>31</b> | <b>21</b> | <b>60</b> | <b>200</b> | <b>11</b> | <b>11</b> | <b>2</b> | <b>3</b> |

FG%: 1st Half 14-27 .519, 2nd Half 10-36 .278, Game 24-63 .381; 3FG%: 1st Half 3-9 .333, 2nd Half 3-15 .200, Game 6-24 .250; FT%: 1st Half 2-4 .500, 2nd Half 4-6 .667, Game 6-10 .600; Deadball Rebounds: 0.

| Iowa State         | FG           | 3FG         | FT           | R         | F         | TP        | M          | A         | T         | B        | S        |
|--------------------|--------------|-------------|--------------|-----------|-----------|-----------|------------|-----------|-----------|----------|----------|
| Stevie Johnson, F  | 6-8          | 1-1         | 8-11         | 8         | 4         | 21        | 34         | 1         | 0         | 1        | 0        |
| Marcus Fizer, F    | 7-17         | 0-3         | 8-9          | 12        | 3         | 22        | 38         | 1         | 2         | 0        | 0        |
| Kantrail Horton, G | 1-3          | 0-2         | 0-0          | 2         | 1         | 2         | 37         | 4         | 1         | 0        | 0        |
| Jamaal Tinsley, G  | 3-10         | 2-4         | 4-6          | 4         | 3         | 12        | 38         | 7         | 4         | 2        | 3        |
| Michael Nurse, G   | 4-5          | 1-2         | 5-5          | 5         | 3         | 14        | 37         | 2         | 2         | 0        | 1        |
| Martin Rancik      | 1-1          | 0-0         | 0-0          | 2         | 1         | 2         | 4          | 0         | 0         | 0        | 0        |
| Brandon Hawkins    | 1-2          | 0-1         | 0-0          | 2         | 0         | 2         | 8          | 1         | 1         | 0        | 1        |
| Richard Evans      | 2-2          | 0-0         | 0-0          | 2         | 0         | 4         | 4          | 0         | 0         | 0        | 0        |
| <b>Team</b>        |              |             |              | <b>1</b>  |           |           |            |           | <b>1</b>  |          |          |
| <b>Totals</b>      | <b>25-48</b> | <b>4-13</b> | <b>25-31</b> | <b>38</b> | <b>15</b> | <b>79</b> | <b>200</b> | <b>16</b> | <b>11</b> | <b>3</b> | <b>5</b> |

FG%: 1st Half 11-24 .458, 2nd Half 14-24 .583, Game 25-48 .521; 3FG%: 1st Half 1-5 .200, 2nd Half 3-8 .375, Game 4-13 .308; FT%: 1st Half 9-10 .900, 2nd Half 16-21 .762, Game 25-31 .806; Deadball Rebounds: 3.

| SCORE BY PERIODS | 1  | 2  | F  |
|------------------|----|----|----|
| Auburn           | 33 | 27 | -- |
| Iowa State       | 32 | 47 | -- |

OFFICIALS--Mike Sanzere, Bob Donato, Donnee Gray  
 TECHNICAL FOULS--None  
 ATTENDANCE--26,328

Auburn 65, Saint Joseph's 63 (ot)

March 21, 2003

NCAA East Regional First Round

St. Pete Times Forum • Tampa, Fla.

| Auburn                 | FG           | 3FG         | FT          | R         | F         | TP        | M          | A         | T         | B        | S        |
|------------------------|--------------|-------------|-------------|-----------|-----------|-----------|------------|-----------|-----------|----------|----------|
| Marquis Daniels, F     | 10-19        | 3-4         | 2-4         | 8         | 1         | 25        | 42         | 4         | 1         | 0        | 2        |
| Marco Killingsworth, F | 7-15         | 0-2         | 1-1         | 7         | 1         | 15        | 36         | 1         | 4         | 0        | 1        |
| Kyle Davis, C          | 3-5          | 0-0         | 1-2         | 9         | 3         | 7         | 33         | 1         | 4         | 4        | 0        |
| Derrick Bird, G        | 3-8          | 2-6         | 3-4         | 1         | 4         | 11        | 37         | 0         | 4         | 1        | 0        |
| Lewis Monroe, G        | 0-4          | 0-2         | 0-0         | 4         | 2         | 0         | 41         | 4         | 1         | 0        | 0        |
| Brandon Robinson       | 0-1          | 0-0         | 1-2         | 4         | 3         | 1         | 0          | 1         | 0         | 0        | 1        |
| Nathan Watson          | 2-5          | 2-4         | 0-0         | 2         | 1         | 6         | 13         | 0         | 0         | 0        | 0        |
| Donny Calton           | 0-0          | 0-0         | 0-0         | 0         | 1         | 0         | 0+         | 0         | 0         | 0        | 0        |
| Chris Lollar           | 0-0          | 0-0         | 0-0         | 0         | 0         | 0         | 2          | 1         | 0         | 0        | 0        |
| <b>Team</b>            |              |             |             | <b>3</b>  |           |           |            |           |           |          |          |
| <b>Totals</b>          | <b>25-57</b> | <b>7-18</b> | <b>8-13</b> | <b>38</b> | <b>16</b> | <b>65</b> | <b>225</b> | <b>11</b> | <b>15</b> | <b>5</b> | <b>4</b> |

FG%: 1st Half 13-30 .433, 2nd Half 9-21 .429, OT 3-6 .500, Game 25-57 .439; 3FG%: 1st Half 4-11 .364, 2nd Half 3-7 .429, OT 0-0 .000, Game 7-18 .389; FT%: 1st Half 2-4 .500, 2nd Half 4-6 .667, OT 2-3 .667, Game 8-13 .615; Deadball Rebounds: 2.

| Saint Joseph's       | FG           | 3FG         | FT           | R         | F         | TP        | M          | A         | T         | B        | S        |
|----------------------|--------------|-------------|--------------|-----------|-----------|-----------|------------|-----------|-----------|----------|----------|
| Pat Carroll, F       | 0-5          | 0-5         | 0-0          | 1         | 1         | 0         | 22         | 1         | 1         | 0        | 1        |
| Dave Mallon, F       | 1-3          | 1-2         | 0-0          | 1         | 0         | 3         | 9          | 1         | 0         | 0        | 0        |
| Alexandre Sazanov, C | 2-4          | 0-0         | 3-4          | 4         | 3         | 7         | 13         | 0         | 3         | 0        | 0        |
| Tyrone Barley, G     | 0-4          | 0-2         | 0-0          | 3         | 4         | 0         | 34         | 6         | 2         | 0        | 3        |
| Jameer Nelson, G     | 11-22        | 3-7         | 7-8          | 9         | 2         | 32        | 45         | 1         | 0         | 0        | 1        |
| Chris Cologer        | 0-0          | 0-0         | 0-0          | 3         | 0         | 0         | 9          | 0         | 0         | 0        | 0        |
| Dwayne Lee           | 0-0          | 0-0         | 0-0          | 0         | 0         | 0         | 0+         | 0         | 0         | 0        | 0        |
| Chet Stachitas       | 0-1          | 0-1         | 0-0          | 0         | 0         | 0         | 2          | 0         | 0         | 0        | 0        |
| Delonte West         | 3-13         | 2-7         | 2-2          | 3         | 3         | 10        | 33         | 2         | 2         | 0        | 2        |
| Dwayne Jones         | 4-5          | 0-0         | 1-2          | 6         | 1         | 9         | 32         | 0         | 0         | 4        | 0        |
| John Bryant          | 1-2          | 0-0         | 0-0          | 2         | 5         | 2         | 26         | 0         | 3         | 0        | 1        |
| <b>Team</b>          |              |             |              | <b>4</b>  |           |           |            |           | <b>1</b>  |          |          |
| <b>Totals</b>        | <b>22-59</b> | <b>6-24</b> | <b>13-16</b> | <b>36</b> | <b>19</b> | <b>63</b> | <b>225</b> | <b>11</b> | <b>12</b> | <b>4</b> | <b>8</b> |

FG%: 1st Half 7-24 .292, 2nd Half 13-30 .433, OT 2-5 .400, Game 22-59 .373; 3FG%: 1st Half 2-10 .200, 2nd Half 2-10 .200, OT 2-4 .500, Game 6-24 .250; FT%: 1st Half 3-4 .750, 2nd Half 10-12 .833, OT 0-0 .000, Game 13-16 .813; Deadball Rebounds: 1.

| SCORE BY PERIODS | 1  | 2  | OT | F  |
|------------------|----|----|----|----|
| Auburn           | 32 | 25 | 8  | -- |
| Saint Joseph's   | 19 | 38 | 6  | -- |

OFFICIALS--Steve Welmer, Curtis Shaw, Rick Hartzell  
 TECHNICAL FOULS--None  
 ATTENDANCE--17,024



NCAA Tournament Box Scores

**Auburn 68, #8 Wake Forest 62**

March 23, 2003

NCAA East Regional Second Round

St. Pete Times Forum • Tampa, Fla.

| Auburn                 | FG           | 3FG         | FT           | R         | F         | TP        | M          | A         | T         | B        | S        |  |
|------------------------|--------------|-------------|--------------|-----------|-----------|-----------|------------|-----------|-----------|----------|----------|--|
| Marquis Daniels, F     | 7-15         | 0-4         | 4-7          | 4         | 4         | 18        | 26         | 1         | 4         | 0        | 3        |  |
| Marco Killingsworth, F | 4-10         | 0-1         | 3-4          | 8         | 2         | 11        | 32         | 3         | 4         | 0        | 1        |  |
| Kyle Davis, C          | 1-3          | 0-0         | 0-0          | 4         | 2         | 2         | 26         | 1         | 2         | 4        | 1        |  |
| Derrick Bird, G        | 3-10         | 1-6         | 2-2          | 2         | 3         | 9         | 33         | 1         | 0         | 0        | 0        |  |
| Lewis Monroe, G        | 2-6          | 2-5         | 6-6          | 1         | 2         | 12        | 37         | 3         | 3         | 0        | 3        |  |
| Brandon Robinson       | 5-9          | 0-1         | 1-1          | 3         | 4         | 11        | 22         | 0         | 1         | 2        | 0        |  |
| Nathan Watson          | 2-3          | 1-2         | 0-0          | 6         | 1         | 5         | 21         | 2         | 0         | 0        | 1        |  |
| Chris Lollar           | 0-0          | 0-0         | 0-0          | 0         | 0         | 0         | 3          | 0         | 0         | 0        | 0        |  |
| <b>Team</b>            |              |             |              | <b>5</b>  |           |           |            |           |           |          |          |  |
| <b>Totals</b>          | <b>24-56</b> | <b>4-19</b> | <b>16-20</b> | <b>33</b> | <b>18</b> | <b>68</b> | <b>200</b> | <b>11</b> | <b>14</b> | <b>6</b> | <b>9</b> |  |

FG%: 1st Half 14-31 .452, 2nd Half 10-25 .400, Game 24-56 .429; 3FG%: 1st Half 3-10 .300, 2nd Half 1-9 .111, Game 4-19 .211; FT%: 1st Half 3-4 .750, 2nd Half 13-16 .813, Game 16-20 .800; Deadball Rebounds: 1.

| Wake Forest       | FG           | 3FG         | FT           | R         | F         | TP        | M          | A        | T         | B        | S        |  |
|-------------------|--------------|-------------|--------------|-----------|-----------|-----------|------------|----------|-----------|----------|----------|--|
| Jamaal Levy, F    | 1-4          | 0-1         | 1-2          | 7         | 5         | 3         | 34         | 1        | 2         | 3        | 0        |  |
| Vytas Danelius, F | 1-6          | 0-4         | 2-3          | 7         | 3         | 4         | 36         | 1        | 2         | 1        | 1        |  |
| Eric Williams, C  | 1-4          | 0-0         | 2-2          | 0         | 4         | 4         | 10         | 0        | 1         | 0        | 1        |  |
| Taron Downey, G   | 3-6          | 3-5         | 0-0          | 4         | 2         | 9         | 36         | 1        | 4         | 0        | 1        |  |
| Josh Howard, G    | 4-10         | 0-3         | 6-6          | 8         | 4         | 14        | 34         | 1        | 7         | 3        | 4        |  |
| Chris Ellis       | 0-0          | 0-0         | 0-0          | 0         | 1         | 0         | 8          | 0        | 0         | 0        | 0        |  |
| Justin Gray       | 8-15         | 5-9         | 5-6          | 4         | 2         | 26        | 30         | 1        | 0         | 0        | 0        |  |
| Richard Joyce     | 0-0          | 0-0         | 0-0          | 0         | 0         | 0         | 0+         | 0        | 0         | 0        | 0        |  |
| Steve Lepore      | 0-1          | 0-1         | 0-0          | 0         | 1         | 0         | 1          | 0        | 0         | 0        | 0        |  |
| Trent Strickland  | 0-3          | 0-0         | 2-2          | 1         | 1         | 2         | 11         | 0        | 1         | 0        | 0        |  |
| <b>Team</b>       |              |             |              | <b>4</b>  |           |           |            |          |           |          |          |  |
| <b>Totals</b>     | <b>18-49</b> | <b>8-23</b> | <b>18-21</b> | <b>35</b> | <b>23</b> | <b>62</b> | <b>200</b> | <b>5</b> | <b>18</b> | <b>7</b> | <b>7</b> |  |

FG%: 1st Half 11-23 .478, 2nd Half 7-26 .269, Game 18-49 .367; 3FG%: 1st Half 5-11 .455, 2nd Half 3-12 .250, Game 8-23 .348; FT%: 1st Half 11-12 .917, 2nd Half 7-9 .778, Game 18-21 .857; Deadball Rebounds: 1.

| SCORE BY PERIODS | 1  | 2  | F  |
|------------------|----|----|----|
| Auburn           | 34 | 34 | -- |
| Wake Forest      | 38 | 24 | -- |

OFFICIALS--Tony Greene, Steve Welmer, Ted Hillary  
 TECHNICAL FOULS--None.  
 ATTENDANCE--21,304 (c)

**#12 Syracuse 79, Auburn 78**

March 28, 2003

NCAA East Regional Sweet 16

Pepsi Arena • Albany, N.Y.

| Auburn                 | FG           | 3FG          | FT           | R         | F         | TP        | M          | A         | T         | B        | S        |  |
|------------------------|--------------|--------------|--------------|-----------|-----------|-----------|------------|-----------|-----------|----------|----------|--|
| Marquis Daniels, F     | 12-21        | 0-1          | 3-4          | 9         | 3         | 27        | 38         | 4         | 4         | 0        | 2        |  |
| Marco Killingsworth, F | 0-3          | 0-0          | 2-2          | 5         | 3         | 2         | 18         | 0         | 3         | 0        | 0        |  |
| Kyle Davis, C          | 1-6          | 0-0          | 0-0          | 6         | 4         | 2         | 20         | 0         | 2         | 4        | 0        |  |
| Derrick Bird, G        | 3-10         | 3-9          | 2-2          | 4         | 2         | 11        | 38         | 5         | 1         | 0        | 0        |  |
| Lewis Monroe, G        | 4-7          | 3-5          | 1-2          | 2         | 4         | 12        | 35         | 1         | 0         | 0        | 0        |  |
| Troy Gaines            | 0-0          | 0-0          | 0-0          | 0         | 0         | 0         | 0+         | 1         | 0         | 0        | 0        |  |
| Brandon Robinson       | 2-8          | 0-0          | 4-4          | 9         | 0         | 8         | 20         | 2         | 4         | 0        | 1        |  |
| Nathan Watson          | 5-8          | 4-7          | 2-2          | 1         | 3         | 16        | 29         | 2         | 1         | 0        | 2        |  |
| Rodney Tucker          | 0-0          | 0-0          | 0-0          | 0         | 0         | 0         | 2          | 0         | 1         | 1        | 0        |  |
| <b>Team</b>            |              |              |              | <b>4</b>  |           |           |            |           |           |          |          |  |
| <b>Totals</b>          | <b>27-63</b> | <b>10-22</b> | <b>14-17</b> | <b>40</b> | <b>19</b> | <b>78</b> | <b>200</b> | <b>15</b> | <b>17</b> | <b>5</b> | <b>5</b> |  |

FG%: 1st Half 9-30 .300, 2nd Half 18-33 .545, Game 27-63 .429; 3FG%: 1st Half 3-7 .429, 2nd Half 7-15 .467, Game 10-22 .455; FT%: 1st Half 6-7 .857, 2nd Half 8-10 .800, Game 14-17 .824; Deadball Rebounds: 2.

| Syracuse           | FG           | 3FG         | FT           | R         | F         | TP        | M          | A         | T         | B        | S        |  |
|--------------------|--------------|-------------|--------------|-----------|-----------|-----------|------------|-----------|-----------|----------|----------|--|
| Hakim Warrick, F   | 6-12         | 0-0         | 3-4          | 4         | 5         | 15        | 25         | 1         | 2         | 0        | 3        |  |
| Carmelo Anthony, F | 7-17         | 2-4         | 2-3          | 8         | 2         | 18        | 34         | 3         | 2         | 1        | 2        |  |
| Craig Forth, C     | 0-1          | 0-0         | 0-0          | 1         | 2         | 0         | 12         | 1         | 0         | 2        | 1        |  |
| Kueth Duany, G     | 3-9          | 2-6         | 4-4          | 5         | 0         | 12        | 26         | 0         | 1         | 0        | 1        |  |
| Gerry McNamara, G  | 2-6          | 1-4         | 4-5          | 2         | 2         | 9         | 37         | 3         | 0         | 0        | 0        |  |
| Billy Edelin       | 1-2          | 0-0         | 3-4          | 6         | 2         | 5         | 17         | 4         | 3         | 0        | 1        |  |
| Jeremy McNeil      | 3-6          | 0-0         | 0-0          | 7         | 3         | 6         | 27         | 0         | 2         | 4        | 0        |  |
| Josh Pace          | 7-13         | 0-0         | 0-1          | 2         | 1         | 14        | 12         | 2         | 0         | 0        | 1        |  |
| <b>Team</b>        |              |             |              | <b>1</b>  |           |           |            |           |           |          |          |  |
| <b>Totals</b>      | <b>29-66</b> | <b>5-14</b> | <b>16-21</b> | <b>36</b> | <b>17</b> | <b>79</b> | <b>200</b> | <b>14</b> | <b>10</b> | <b>7</b> | <b>9</b> |  |

FG%: 1st Half 14-34 .412, 2nd Half 15-32 .469, Game 29-66 .439; 3FG%: 1st Half 3-9 .333, 2nd Half 2-5 .400, Game 5-14 .357; FT%: 1st Half 6-6 1.000, 2nd Half 10-15 .667, Game 16-21 .762; Deadball Rebounds: 3.

| SCORE BY PERIODS | 1  | 2  | F  |
|------------------|----|----|----|
| Auburn           | 27 | 51 | -- |
| Syracuse         | 37 | 42 | -- |

OFFICIALS--John Clougherty, John Higgins, Rick Hartzell  
 TECHNICAL FOULS--None  
 ATTENDANCE--15,093 (c)



National Invitational Tournament

RESULTS

1993

NIT First Round at the Littlejohn Coliseum in Clemson, S.C.  
March 18—Clemson 84, Auburn 72

1995

NIT First Round at Beard-Eaves-Memorial Coliseum in Auburn, Ala.  
March 15—Marquette 68, Auburn 61

1996

NIT First Round at Beard-Eaves-Memorial Coliseum in Auburn, Ala.  
March 13—Tulane 87, Auburn 73 (ot)

1988

NIT First Round at Beard-Eaves-Memorial Coliseum in Auburn, Ala.  
March 11—Auburn 77, Southern Miss 62  
NIT Second Round at the Bradley Center in Milwaukee, Wis.  
March 16—Marquette 75, Auburn 60 (ot)

2001

NIT First Round at Beard-Eaves-Memorial Coliseum in Auburn, Ala.  
March 14—Auburn 60, Miami, Fla. 58  
NIT Second Round at Mackey Arena in West Lafayette, Ind.  
March 20—Purdue 79, Auburn 61

2009

NIT First Round at Beard-Eaves-Memorial Coliseum in Auburn, Ala.  
March 18—Auburn 87, UT Martin 82  
NIT Second Round at Beard-Eaves-Memorial Coliseum in Auburn, Ala.  
March 20—Auburn 74, Tulsa 55  
NIT Third Round at Beard-Eaves-Memorial Coliseum in Auburn, Ala.  
March 24—Baylor 74, Auburn 72  
NIT TOTALS:-Won 4, Lost 6 (.400)

RECORDS

INDIVIDUAL SINGLE GAME

**Points**—28, Wesley Person (1993 at Clemson)  
**Field Goals**—11, Wesley Person (1993 at Clemson)  
**Field Goals Attempted**—22, Wesley Person (1993 at Clemson)  
**3-Pointers Made**—6, Wesley Person (1993 at Clemson)  
**3-Pointers Attempted**—13, Wesley Person (1993 at Clemson)  
**3-Point Pct.**— .600, Scott Pohlman (3-5, 1998 vs. Southern Miss)  
.600, Rasheem Barrett (3-5, 2009 vs. Baylor)  
**Free Throws**— 6, DeWayne Reed (2009 vs. UT Martin)  
6, Quantez Robertson (2009 vs. Tulsa)  
**Free Throws Att.**— 10, DeWayne Reed (2009 vs. UT Martin)  
**Rebounds**—13, Korvotney Barber (2009 vs. Baylor)  
**Assists**—7, Jamison Brewer (2001 vs. Miami, Fla.)  
**Blocks**—13, Kyle Davis (2001 vs. Miami, Fla.)\*NIT record

TEAM SINGLE GAME

**Points**—87 (2009 vs. UT Martin)  
**Field Goals**—32 (1993 at Clemson)  
**Field Goals Attempted**—80 (1993 at Clemson)  
**Field Goal Percentage**— .456 (26-57, 2009 vs. Southern Miss)  
**3-Pointers Made**—14 (2009 vs. UT Martin)  
**3-Pointers Attempted**—37 (1993 at Clemson)  
**3-Point Percentage**— .483 (14-29, 2009 vs. UT Martin)  
**Free Throws**—17 (1996 vs. Tulane)  
**Free Throws Attempted**—35 (2009 vs. UT Martin)  
**Free Throw Percentage**— .714 (1998 vs. Southern Miss)  
**Rebounds**—43 (2009 vs. Tulsa)  
**Fouls**—19 ('95 vs. Marquette)/('98 at Marquette)/('01 at Purdue)

OPPONENT INDIVIDUAL SINGLE GAME

**Points**—33, Lester Hudson (2209 for UT Martin)  
**Field Goals**—12, Lester Hudson (2009 for UT Martin)  
**Field Goals Attempted**—25, Jerald Honeycutt (1996 for Tulane)  
**3-Pointers Made**—6, Lester Hudson (2009 for UT Martin)

**3-Pointers Attempted**—17, Lester Hudson (2009 for UT Martin)  
**3-Point Pct.**— .714, Aaron Hutchins (5-7, 1995 for Marquette)  
**Free Throws**—6, LeVeldro Simmons (1996 for Tulane)  
**Free Throws Attempted**—7, LeVeldro Simmons (1996 for Tulane)  
**Rebounds**—15, James Jones (2001 for Miami, Fla.)  
**Assists**—10, Tony Miller (1995 for Marquette)

OPPONENT TEAM SINGLE GAME

**Points**—87 (1996 by Tulane)  
**Field Goals**—34 (1996 by Tulane)  
**Field Goals Attempted**—70 (1996 by Tulane)  
**Field Goal Percentage**— .524 (33-63, 1993 by Clemson)  
**3-Pointers**—11 (2009 by UT Martin)  
**3-Pointers Attempted**—31 (2009 by UT Martin)  
**3-Point Percentage**— .474 (9-19, 1995 by Marquette)  
**Free Throws**—19 (2001 by Purdue)  
**Free Throws Attempted**—30 (1998 at Marquette)  
**Free Throw Percentage**— .842 (23-30, 1998 at Marquette)  
**Rebounds**—45 (2009 by Tulsa)  
**Fouls**—23 (2009 by Tulsa)

National Invitational Tournament Box Scores

Clemson 84, Auburn 72

March 18, 1993

NIT First Round

Littlejohn Coliseum • Clemson, SC

| Auburn        | FG-FGA | FT-FTA | REB | PF | TP | MIN | A  | TO | BLK | S  |
|---------------|--------|--------|-----|----|----|-----|----|----|-----|----|
| Wesley Person | 11-22  | 0-1    | 3   | 3  | 28 | 37  | 1  | 3  | 0   | 1  |
| Aubrey Wiley  | 6-7    | 0-0    | 11  | 5  | 12 | 27  | 1  | 2  | 1   | 3  |
| Aaron Swinson | 4-8    | 0-0    | 4   | 1  | 8  | 23  | 1  | 1  | 0   | 1  |
| Reggie Gallon | 6-14   | 0-0    | 3   | 4  | 14 | 37  | 3  | 2  | 0   | 1  |
| Ronnie Battle | 3-18   | 0-2    | 3   | 0  | 6  | 36  | 5  | 5  | 0   | 2  |
| Mark Hutton   | 2-8    | 0-0    | 8   | 1  | 4  | 30  | 0  | 1  | 3   | 3  |
| Lance Weems   | 0-2    | 0-0    | 1   | 1  | 0  | 6   | 2  | 0  | 0   | 1  |
| Rod Joyce     | 0-1    | 0-0    | 3   | 0  | 0  | 4   | 0  | 2  | 0   | 0  |
| Totals        | 32-80  | 0-3    | 39  | 15 | 72 | 200 | 13 | 16 | 4   | 12 |

Three-Point Field Goals: Person 6-13, Gallon 2-8, Battle 0-12, Hutton 0-2, Weems 0-2.

FG%: 1st Half 16-37 .432, 2nd Half 16-43 .372, Game 32-80 .400; 3-Point. FG%: 1st Half 3-14 .214, 2nd Half 5-23 .217, Game 8-37 .216; FT%: 1st Half 0-1 .000, 2nd Half 0-2 .000, Game 0-3 .000. Team Rebounds: 3; Deadball Rebounds: 3.

| Clemson          | FG-FGA | FT-FTA | REB | PF | TP | MIN | A  | TO | BLK | S  |
|------------------|--------|--------|-----|----|----|-----|----|----|-----|----|
| Andre Bovain     | 8-15   | 2-3    | 13  | 1  | 21 | 35  | 2  | 5  | 0   | 2  |
| Devin Gray       | 11-17  | 1-1    | 9   | 0  | 23 | 36  | 2  | 1  | 1   | 1  |
| Sharone Wright   | 4-10   | 2-4    | 6   | 2  | 10 | 36  | 1  | 5  | 5   | 1  |
| Bruce Martin     | 4-7    | 0-0    | 7   | 0  | 11 | 30  | 1  | 2  | 1   | 2  |
| Chris Whitney    | 4-9    | 4-5    | 4   | 2  | 15 | 36  | 9  | 6  | 0   | 3  |
| Wayne Buckingham | 2-4    | 0-1    | 0   | 0  | 4  | 7   | 0  | 0  | 1   | 3  |
| Lou Richie       | 0-1    | 0-0    | 1   | 4  | 0  | 18  | 5  | 3  | 0   | 3  |
| Jeff Brown       | 0-0    | 0-0    | 0   | 4  | 0  | 1   | 0  | 1  | 0   | 0  |
| Frank Tomera     | 0-0    | 0-0    | 0   | 0  | 0  | 1   | 0  | 0  | 0   | 0  |
| Totals           | 33-63  | 9-14   | 43  | 9  | 84 | 200 | 20 | 23 | 8   | 15 |

Three-Point Field Goals: Bovain 3-7, Gray 0-1, Martin 3-6, Whitney 3-6.

FG%: 1st Half 21-35 .600, 2nd Half 12-28 .429, Game 33-63 .524; 3-Point FG%: 1st Half 6-12 .500, 2nd Half 3-8 .375, Game 9-20 .450; FT%: 1st Half 3-4 .750, 2nd Half 6-10 .600, Game 9-14 .643; Team Rebounds: 3; Deadball Rebounds: 1.

SCORE BY PERIODS

|         | 1  | 2  | F |
|---------|----|----|---|
| Auburn  | 35 | 37 | — |
| Clemson | 51 | 33 | — |

OFFICIALS—Ron Foxcroft, Michael Kitts, John Hughes

TECHNICAL FOULS—None

ATTENDANCE—9,500



National Invitational Tournament Box Scores

Marquette 68, Auburn 61  
March 15, 1995

NIT First Round

Beard-Eaves-Memorial Coliseum  
Auburn, Ala.

| Marquette       | FG    | 3FG  | FT    | R  | F  | TP | A    | T | B | S   | M  |
|-----------------|-------|------|-------|----|----|----|------|---|---|-----|----|
| Faisal Abraham  | 2-5   | 0-0  | 0-0   | 4  | 2  | 5  | 0    | 2 | 1 | 0   | 17 |
| Roney Eford     | 0-3   | 0-2  | 0-0   | 2  | 2  | 0  | 4    | 1 | 0 | 1   | 24 |
| Amal McCaskill  | 4-10  | 0-0  | 0-0   | 11 | 2  | 10 | 2    | 0 | 3 | 1   | 34 |
| Anthony Pieper  | 3-6   | 2-4  | 4-6   | 4  | 1  | 12 | 1    | 0 | 0 | 0   | 31 |
| Tony Miller     | 2-6   | 0-2  | 5-7   | 6  | 2  | 9  | 10   | 4 | 0 | 3   | 38 |
| Chris Crawford  | 4-6   | 2-3  | 0-1   | 3  | 3  | 10 | 2    | 2 | 0 | 0   | 20 |
| Aaron Hutchins  | 7-9   | 5-7  | 1-2   | 2  | 1  | 20 | 0    | 1 | 0 | 2   | 17 |
| Abel Joseph     | 1-2   | 0-0  | 0-0   | 0  | 0  | 2  | 0    | 0 | 0 | 0   | 6  |
| William Gates   | 0-0   | 0-0  | 0-0   | 1  | 1  | 0  | 0    | 1 | 0 | 0   | 8  |
| Dwayne Streater | 0-1   | 0-0  | 0-0   | 0  | 0  | 0  | 0    | 1 | 0 | 0   | 2  |
| Zack McCall     | 0-1   | 0-1  | 0-0   | 1  | 0  | 0  | 0    | 0 | 0 | 0   | 3  |
| Richard Shaw    | 0-0   | 0-0  | 0-0   | 0  | 0  | 0  | 0    | 0 | 0 | 0   | 0  |
| Team            |       |      |       |    |    |    |      |   |   |     | 1  |
| Totals          | 23-49 | 9-19 | 13-20 | 36 | 14 | 68 | 1912 | 4 | 7 | 200 |    |

FG%: 1st Half 13-25 .520, 2nd Half 10-24 .417, Game 23-49 .469;  
3-Point FG%: 1st Half 6-12 .500, 2nd Half 3-7 .429, Game 9-19 .474;  
FT%: 1st Half 3-5 .600, 2nd Half 10-15 .667, Game 13-20 .650. Team  
Rebounds: 1; Deadball Rebounds: 4.

| Auburn            | FG    | 3FG  | FT   | R  | F  | TP | A    | T | B | S   | M  |
|-------------------|-------|------|------|----|----|----|------|---|---|-----|----|
| Kevin Galloway    | 0-0   | 0-0  | 0-0  | 0  | 1  | 0  | 0    | 0 | 0 | 0   | 3  |
| Chris Davis       | 6-9   | 0-0  | 4-9  | 8  | 2  | 16 | 1    | 3 | 1 | 0   | 28 |
| Pat Burke         | 3-8   | 0-1  | 0-0  | 2  | 0  | 6  | 2    | 3 | 2 | 1   | 32 |
| Wes Flanigan      | 2-10  | 0-2  | 4-5  | 7  | 3  | 8  | 3    | 1 | 1 | 0   | 34 |
| Moochie Norris    | 4-10  | 1-5  | 0-0  | 2  | 4  | 9  | 6    | 1 | 0 | 1   | 31 |
| Ray Donald        | 2-4   | 2-3  | 0-0  | 5  | 3  | 6  | 2    | 0 | 0 | 1   | 27 |
| Lance Weems       | 6-15  | 4-11 | 0-0  | 5  | 4  | 16 | 2    | 1 | 0 | 2   | 28 |
| Franklin Williams | 0-2   | 0-0  | 0-0  | 2  | 3  | 0  | 0    | 2 | 1 | 1   | 17 |
| Jim Costner       | 0-0   | 0-0  | 0-0  | 0  | 0  | 0  | 0    | 1 | 0 | 0   | 3  |
| Team              |       |      |      |    |    |    |      |   |   |     | 1  |
| Totals            | 23-58 | 7-22 | 8-14 | 32 | 19 | 61 | 1612 | 5 | 6 | 200 |    |

FG%: 1st Half 14-31 .452, 2nd Half 9-27 .333, Game 23-58 .397;  
3-Point FG%: 1st Half 4-11 .364, 2nd Half 3-11 .273, Game 7-22  
.318; FT%: 1st Half 5-8 .625, 2nd Half 3-6 .500, Game 8-14 .571;  
Deadball Rebounds: 2.

| SCORE BY PERIODS | 1  | 2  | F  |
|------------------|----|----|----|
| Marquette        | 35 | 33 | 68 |
| Auburn           | 37 | 24 | 61 |

OFFICIALS--Hal Lusk, Steven Pyatt, Eddie Jackson  
TECHNICAL FOULS--Amal McCaskill  
ATTENDANCE--9,359

Tulane 87, Auburn 73 (ot)  
March 13, 1996

NIT First Round

Beard-Eaves-Memorial Coliseum  
Auburn, Ala.

| Tulane              | FG    | 3FG  | FT    | R  | F  | TP | A    | T | B  | S   | M  |
|---------------------|-------|------|-------|----|----|----|------|---|----|-----|----|
| Correy Childs, F    | 2-3   | 0-0  | 3-4   | 3  | 3  | 7  | 4    | 2 | 0  | 3   | 30 |
| Jerald Honeycutt, F | 10-25 | 2-9  | 2-2   | 9  | 2  | 24 | 5    | 1 | 2  | 0   | 40 |
| Lawrence Nelson, C  | 1-3   | 0-0  | 0-2   | 2  | 4  | 2  | 3    | 0 | 0  | 0   | 20 |
| LeVeldro Simmons, G | 8-18  | 4-8  | 6-7   | 6  | 2  | 26 | 5    | 4 | 0  | 4   | 41 |
| Chris Cameron, G    | 6-8   | 1-1  | 0-0   | 11 | 2  | 13 | 3    | 2 | 1  | 2   | 41 |
| Rayshard Allen      | 5-7   | 0-0  | 0-1   | 6  | 0  | 10 | 2    | 2 | 0  | 3   | 24 |
| Shun Sheffield      | 0-1   | 0-0  | 0-0   | 0  | 1  | 0  | 0    | 0 | 0  | 0   | 7  |
| Patrick Lewis       | 0-3   | 0-2  | 0-0   | 1  | 1  | 0  | 2    | 2 | 0  | 0   | 12 |
| Keith Harris        | 2-2   | 1-1  | 0-0   | 1  | 1  | 0  | 2    | 0 | 2  | 0   | 11 |
| Team                |       |      |       |    |    |    |      |   |    |     | 3  |
| Totals              | 34-70 | 8-21 | 11-16 | 42 | 16 | 87 | 2415 | 3 | 13 | 225 |    |

FG%: 1st Half 16-32 .500, 2nd Half 18-38 .474, Game 34-70 .486;  
3FG%: 1st Half 6-11 .545, 2nd Half 2-10 .200, Game 8-21 .381;  
FT%: 1st Half 4-4 1.000, 2nd Half 7-12 .583, Game 11-16 .688;  
Deadball Rebounds: 5.

| Auburn               | FG    | 3FG   | FT    | R  | F  | TP | A    | T | B | S   | M  |
|----------------------|-------|-------|-------|----|----|----|------|---|---|-----|----|
| Bryant Smith, G      | 1-3   | 0-2   | 1-2   | 4  | 1  | 3  | 0    | 1 | 0 | 0   | 11 |
| Franklin Williams, F | 3-7   | 2-5   | 2-2   | 1  | 0  | 10 | 0    | 5 | 0 | 1   | 21 |
| Pat Burke, C         | 1-5   | 1-2   | 3-5   | 8  | 4  | 6  | 2    | 2 | 2 | 0   | 35 |
| Lance Weems, G       | 6-13  | 5-9   | 2-2   | 5  | 4  | 19 | 2    | 2 | 0 | 2   | 35 |
| Wes Flanigan, G      | 1-11  | 0-1   | 3-6   | 4  | 2  | 5  | 6    | 4 | 0 | 4   | 41 |
| Alvin Jefferson      | 7-10  | 0-0   | 4-5   | 7  | 2  | 18 | 0    | 2 | 0 | 1   | 32 |
| Derek Caldwell       | 0-5   | 0-3   | 2-2   | 2  | 0  | 2  | 2    | 0 | 0 | 0   | 13 |
| Ray Donald           | 2-7   | 2-6   | 0-0   | 3  | 0  | 6  | 2    | 2 | 0 | 1   | 26 |
| Adrian Chilliest     | 2-3   | 0-1   | 0-0   | 1  | 2  | 4  | 1    | 0 | 0 | 0   | 11 |
| Team                 |       |       |       |    |    |    |      |   |   |     | 3  |
| Totals               | 23-64 | 10-29 | 17-24 | 38 | 15 | 73 | 1518 | 2 | 9 | 225 |    |

FG%: 1st Half 9-29 .310, 2nd Half 14-35 .400, Game 23-64 .359;  
3FG%: 1st Half 2-12 .167, 2nd Half 8-17 .471, Game 10-29 .345;  
FT%: 1st Half 8-11 .727 2nd Half 9-13 .692, Game 17-24 .708;  
Deadball Rebounds: 4.

| SCORE BY PERIODS | 1  | 2  | OT | F  |
|------------------|----|----|----|----|
| Tulane           | 42 | 29 | 16 | 87 |
| Auburn           | 28 | 43 | 2  | 73 |

OFFICIALS--Michael Constabile, Reginald Cofer, Frankie Borddoux  
TECHNICAL FOULS--None  
ATTENDANCE--5,163

Auburn 77, Southern Miss 62  
March 11, 1998

NIT First Round

Beard-Eaves-Memorial Coliseum  
Auburn, Ala.

| Southern Miss     | FG    | 3FG  | FT  | R  | F  | TP | A    | T | B | S   | M  |
|-------------------|-------|------|-----|----|----|----|------|---|---|-----|----|
| Rod Agee, F       | 5-10  | 2-4  | 2-2 | 5  | 4  | 14 | 5    | 2 | 0 | 1   | 32 |
| Kelly McCarty, F  | 7-14  | 0-2  | 2-2 | 6  | 3  | 16 | 0    | 3 | 1 | 0   | 38 |
| Pedro Phillips, C | 4-8   | 2-5  | 0-0 | 2  | 4  | 10 | 4    | 4 | 0 | 0   | 24 |
| Mel Cauthen, G    | 5-9   | 0-0  | 0-1 | 4  | 1  | 10 | 5    | 4 | 0 | 2   | 35 |
| Jimmie Floyd, G   | 1-3   | 0-0  | 0-0 | 2  | 2  | 2  | 2    | 2 | 1 | 1   | 33 |
| Kevin Winn        | 0-0   | 0-0  | 0-0 | 0  | 1  | 0  | 0    | 1 | 0 | 0   | 6  |
| Arthur Stapleton  | 1-5   | 0-2  | 3-4 | 4  | 1  | 5  | 4    | 2 | 0 | 2   | 19 |
| Robert Lewis      | 1-1   | 1-1  | 0-0 | 0  | 3  | 0  | 0    | 0 | 0 | 0   | 1  |
| Vandarel Jones    | 1-3   | 0-0  | 0-0 | 1  | 4  | 2  | 0    | 3 | 2 | 0   | 12 |
| Team              |       |      |     |    |    |    |      |   |   |     | 4  |
| Totals            | 25-53 | 5-14 | 7-9 | 28 | 20 | 62 | 2021 | 4 | 6 | 200 |    |

FG%: 1st Half 14-25 .560, 2nd Half 11-28 .393, Game 25-53 .472;  
3FG%: 1st Half 2-4 .500, 2nd Half 3-10 .300, Game 5-14 .357; FT%:  
1st Half 6-6 1.000, 2nd Half 1-3 .333, Game 7-9 .778; Deadball  
Rebounds: 5.

| Auburn              | FG    | 3FG  | FT    | R  | F  | TP | A    | T | B  | S   | M  |
|---------------------|-------|------|-------|----|----|----|------|---|----|-----|----|
| Bryant Smith, F     | 4-12  | 0-1  | 1-2   | 4  | 4  | 9  | 4    | 2 | 0  | 5   | 35 |
| Adrian Chilliest, F | 1-4   | 0-0  | 1-2   | 12 | 3  | 3  | 2    | 1 | 0  | 0   | 24 |
| Mamadou N'diaye, C  | 8-11  | 0-0  | 3-4   | 5  | 4  | 19 | 2    | 2 | 2  | 0   | 29 |
| Scott Pohlman, G    | 5-9   | 3-5  | 1-2   | 2  | 0  | 14 | 1    | 0 | 0  | 3   | 29 |
| Doc Robinson, G     | 4-14  | 1-4  | 4-5   | 2  | 2  | 13 | 6    | 4 | 0  | 3   | 34 |
| Clifton Robinson    | 0-0   | 0-0  | 0-0   | 0  | 0  | 0  | 0    | 0 | 0  | 0   | 1  |
| Daymeon Fishback    | 2-7   | 1-5  | 2-2   | 7  | 1  | 7  | 3    | 2 | 1  | 0   | 24 |
| Dudley Smith        | 0-0   | 0-0  | 0-0   | 0  | 0  | 0  | 0    | 0 | 0  | 0   | 1  |
| Kendell Mack        | 0-0   | 0-0  | 0-0   | 0  | 0  | 0  | 0    | 0 | 0  | 0   | 3  |
| John Gomillion      | 0-0   | 0-0  | 0-0   | 0  | 0  | 0  | 0    | 0 | 0  | 0   | 1  |
| Franklin Williams   | 4-10  | 1-6  | 3-4   | 3  | 2  | 12 | 0    | 2 | 0  | 0   | 19 |
| Team                |       |      |       |    |    |    |      |   |    |     | 3  |
| Totals              | 28-67 | 6-21 | 15-21 | 38 | 16 | 77 | 1813 | 3 | 11 | 200 |    |

FG%: 1st Half 12-30 .400, 2nd Half 16-37 .432, Game 28-67 .418;  
3FG%: 1st Half 4-13 .308, 2nd Half 2-8 .250, Game 6-21 .286; FT%:  
1st Half 6-8 .750 2nd Half 9-13 .692, Game 15-21 .714; Deadball  
Rebounds: 4.

| SCORE BY PERIODS | 1  | 2  | F  |
|------------------|----|----|----|
| Southern Miss    | 36 | 26 | 62 |
| Auburn           | 34 | 43 | 77 |

OFFICIALS--Jackie Loube, Kevin Quirk, George Harry  
TECHNICAL FOULS--None  
ATTENDANCE--5,191



National Invitational Tournament Box Scores

**Marquette 75, Auburn 60 (ot)**  
**March 16, 1998**  
**NIT Second Round**  
**Bradley Center**  
**Milwaukee, Wis.**

| Auburn              | FG           | 3FG         | FT           | R         | F         | TP        | A           | T        | B        | S          | M  |
|---------------------|--------------|-------------|--------------|-----------|-----------|-----------|-------------|----------|----------|------------|----|
| Bryant Smith, F     | 3-5          | 1-3         | 3-5          | 3         | 0         | 10        | 3           | 3        | 0        | 3          | 41 |
| Adrian Chilliest, F | 1-2          | 0-0         | 1-2          | 7         | 4         | 3         | 0           | 3        | 0        | 0          | 20 |
| Mamadou N'diaye, C  | 2-5          | 0-0         | 3-5          | 5         | 4         | 7         | 0           | 2        | 4        | 0          | 28 |
| Scott Pohlman, G    | 7-14         | 3-9         | 2-2          | 4         | 2         | 19        | 0           | 1        | 0        | 1          | 37 |
| Daymeon Fishback, G | 3-12         | 0-4         | 0-0          | 4         | 3         | 6         | 5           | 0        | 1        | 2          | 37 |
| Clifton Robinson    | 2-3          | 1-1         | 2-2          | 1         | 0         | 7         | 1           | 0        | 0        | 0          | 6  |
| Kendell Mack        | 0-0          | 0-0         | 0-0          | 0         | 0         | 0         | 0           | 0        | 0        | 0          | 3  |
| Franklin Williams   | 1-3          | 0-2         | 0-0          | 2         | 3         | 2         | 1           | 2        | 0        | 0          | 19 |
| Doc Robinson        | 3-13         | 0-5         | 0-0          | 2         | 3         | 6         | 4           | 4        | 0        | 0          | 34 |
| <b>Team</b>         | <b>2</b>     |             |              |           |           |           |             |          |          |            |    |
| <b>Totals</b>       | <b>22-57</b> | <b>5-24</b> | <b>11-16</b> | <b>30</b> | <b>19</b> | <b>60</b> | <b>1416</b> | <b>5</b> | <b>6</b> | <b>225</b> |    |

FG%: 1st Half 15-30 .500, 2nd Half 7-27 .259, Game 22-57 .386;  
 3FG%: 1st Half 2-6 .333, 2nd Half 3-18 .167, Game 5-24 .208; FT%:  
 1st Half 3-4 .750, 2nd Half 8-12 .667, Game 11-16 .688; Deadball  
 Rebounds: 8.

| Marquette         | FG           | 3FG         | FT           | R         | F         | TP        | A           | T        | B        | S          | M  |
|-------------------|--------------|-------------|--------------|-----------|-----------|-----------|-------------|----------|----------|------------|----|
| Mike Bargaen, F   | 3-7          | 1-4         | 3-4          | 6         | 5         | 10        | 0           | 2        | 1        | 0          | 34 |
| Richard Shaw, F   | 2-5          | 0-0         | 3-4          | 8         | 1         | 7         | 0           | 2        | 1        | 0          | 30 |
| Jarrod Lovette, C | 7-12         | 1-3         | 3-4          | 5         | 1         | 18        | 0           | 2        | 0        | 2          | 36 |
| Aaron Hutchins, G | 3-11         | 1-6         | 1-2          | 5         | 3         | 8         | 8           | 3        | 0        | 0          | 38 |
| Brian Wardle, G   | 3-11         | 2-3         | 4-5          | 5         | 2         | 12        | 4           | 1        | 1        | 1          | 32 |
| John Cliff        | 2-3          | 1-2         | 2-3          | 2         | 1         | 7         | 0           | 1        | 0        | 0          | 15 |
| Marcus West       | 1-2          | 0-1         | 4-4          | 2         | 0         | 6         | 2           | 1        | 0        | 1          | 23 |
| Abel Joseph       | 1-1          | 0-0         | 2-2          | 1         | 4         | 1         | 0           | 1        | 0        | 1          | 10 |
| John Mueller      | 0-0          | 0-0         | 0-0          | 0         | 0         | 0         | 0           | 0        | 0        | 0          | 1  |
| Greg Clausen      | 1-2          | 0-0         | 1-2          | 1         | 0         | 3         | 0           | 0        | 0        | 0          | 6  |
| <b>Team</b>       | <b>1</b>     |             |              |           |           |           |             |          |          |            |    |
| <b>Totals</b>     | <b>23-54</b> | <b>6-19</b> | <b>23-30</b> | <b>36</b> | <b>14</b> | <b>75</b> | <b>1512</b> | <b>4</b> | <b>4</b> | <b>225</b> |    |

FG%: 1st Half 10-21 .476, 2nd Half 13-33 .394, Game 23-54 .426;  
 3FG%: 1st Half 3-6 .500, 2nd Half 3-13 .231, Game 6-19 .316; FT%:  
 1st Half 7-11 .636 2nd Half 16-19 .842, Game 23-30 .767; Team  
 Rebounds: 1; Deadball Rebounds: 4.

| SCORE BY PERIODS | 1  | 2  | OT | F  |    |
|------------------|----|----|----|----|----|
| Auburn           | 35 | 25 | 0  | -- | 60 |
| Marquette        | 30 | 30 | 15 | -- | 75 |

OFFICIALS--Steve Skiles, Tom Grzynski, Norm Nelson  
 TECHNICAL FOULS--None  
 ATTENDANCE--8,692

**Auburn 60, Miami (Fla.) 58**  
**March 14, 2001**  
**NIT First Round**  
**Beard-Eaves-Memorial Coliseum**  
**Auburn, Ala.**

| Miami, Fla.        | FG           | 3FG         | FT          | R         | F         | TP        | A           | T        | B         | S          | M  |
|--------------------|--------------|-------------|-------------|-----------|-----------|-----------|-------------|----------|-----------|------------|----|
| Darius Rice, F     | 5-15         | 1-8         | 3-3         | 4         | 2         | 14        | 3           | 1        | 0         | 0          | 34 |
| James Jones, F     | 7-13         | 2-5         | 4-6         | 15        | 2         | 20        | 0           | 2        | 2         | 1          | 36 |
| Dwayne Wimbley, C  | 1-7          | 0-0         | 1-3         | 4         | 4         | 3         | 0           | 5        | 1         | 1          | 25 |
| Michael Simmons, G | 0-0          | 0-0         | 0-0         | 1         | 3         | 0         | 5           | 1        | 0         | 0          | 20 |
| John Salmons, G    | 6-13         | 2-2         | 0-0         | 2         | 1         | 14        | 3           | 4        | 0         | 6          | 35 |
| Leroy Hurd         | 2-6          | 0-1         | 1-2         | 2         | 2         | 5         | 1           | 1        | 0         | 2          | 18 |
| Joe Gordon         | 1-6          | 0-3         | 0-0         | 8         | 2         | 2         | 2           | 2        | 0         | 0          | 19 |
| Marcus Barnes      | 0-2          | 0-2         | 0-0         | 0         | 1         | 0         | 1           | 1        | 0         | 1          | 13 |
| <b>Team</b>        | <b>4</b>     |             |             |           |           |           |             |          |           |            |    |
| <b>Totals</b>      | <b>22-62</b> | <b>5-21</b> | <b>9-14</b> | <b>40</b> | <b>17</b> | <b>58</b> | <b>1517</b> | <b>3</b> | <b>11</b> | <b>200</b> |    |

FG%: 1st Half 16-34 .471, 2nd Half 6-28 .214, Game 22-62 .355;  
 3-Point FG%: 1st Half 5-14 .357, 2nd Half 0-7 .000, Game 5-21  
 .238; FT%: 1st Half 4-7 .571, 2nd Half 5-7 .714, Game 9-14 .643.  
 Deadball Rebounds: 3.

| Auburn             | FG           | 3FG         | FT           | R         | F         | TP        | A           | T         | B        | S          | M  |
|--------------------|--------------|-------------|--------------|-----------|-----------|-----------|-------------|-----------|----------|------------|----|
| Abdou Diame, F     | 6-9          | 0-0         | 1-1          | 4         | 3         | 13        | 0           | 0         | 1        | 0          | 24 |
| Kyle Davis, C      | 2-6          | 0-0         | 3-4          | 8         | 4         | 7         | 0           | 2         | 13       | 1          | 33 |
| Jamison Brewer, G  | 2-6          | 0-3         | 0-0          | 6         | 1         | 4         | 7           | 4         | 0        | 2          | 37 |
| Scott Pohlman, G   | 2-7          | 0-3         | 0-0          | 1         | 1         | 4         | 1           | 2         | 1        | 2          | 17 |
| Adam Harrington, G | 3-5          | 2-3         | 1-1          | 2         | 1         | 9         | 1           | 5         | 0        | 1          | 20 |
| Marquis Daniels    | 5-14         | 1-2         | 4-6          | 8         | 2         | 15        | 2           | 2         | 2        | 0          | 32 |
| Reggie Sharp       | 1-3          | 0-1         | 0-0          | 1         | 1         | 2         | 2           | 1         | 0        | 1          | 11 |
| Marin Bota         | 0-0          | 0-0         | 0-0          | 1         | 0         | 0         | 0           | 2         | 0        | 0          | 2  |
| Lincoln Glass      | 4-12         | 2-7         | 2-4          | 1         | 0         | 14        | 17          | 1         | 0        | 0          | 0  |
| <b>Team</b>        | <b>1</b>     |             |              |           |           |           |             |           |          |            |    |
| <b>Totals</b>      | <b>19-62</b> | <b>5-19</b> | <b>21-29</b> | <b>38</b> | <b>25</b> | <b>66</b> | <b>1416</b> | <b>15</b> | <b>8</b> | <b>200</b> |    |

FG%: 1st Half 13-29 .448, 2nd Half 10-28 .357, Game 23-57 .404;  
 3-Point FG%: 1st Half 2-8 .250, 2nd Half 3-11 .273, Game 5-19 .263;  
 FT%: 1st Half 3-4 .750, 2nd Half 6-8 .750, Game 9-12 .750; Team  
 Rebounds: 1; Deadball Rebounds: 2.

| SCORE BY PERIODS | 1  | 2  | F  |    |
|------------------|----|----|----|----|
| Miami, Fla.      | 41 | 17 | -- | 58 |
| Auburn           | 31 | 29 | -- | 60 |

OFFICIALS--Bob Donato, Olandis Poole, Mike Eades  
 TECHNICAL FOULS--None  
 ATTENDANCE--5,249

**Purdue 79, Auburn 61**  
**March 20, 2001**  
**NIT Second Round**  
**Mackey Arena**  
**West Lafayette, Ind.**

| Auburn             | FG           | 3FG         | FT          | R         | F         | TP        | A           | T        | B         | S          | M  |
|--------------------|--------------|-------------|-------------|-----------|-----------|-----------|-------------|----------|-----------|------------|----|
| Abdou Diame, F     | 2-7          | 0-0         | 0-1         | 3         | 2         | 4         | 1           | 1        | 1         | 1          | 23 |
| Kyle Davis, C      | 7-10         | 0-0         | 5-5         | 9         | 3         | 19        | 0           | 2        | 4         | 2          | 32 |
| Marquis Daniels, G | 5-12         | 1-2         | 3-3         | 7         | 5         | 14        | 0           | 5        | 1         | 3          | 35 |
| Jamison Brewer, G  | 2-4          | 0-0         | 0-0         | 3         | 1         | 4         | 2           | 3        | 0         | 2          | 27 |
| Lincoln Glass, G   | 1-8          | 0-6         | 0-0         | 3         | 1         | 2         | 6           | 1        | 0         | 2          | 23 |
| Scott Pohlman      | 7-17         | 3-8         | 1-3         | 7         | 2         | 18        | 2           | 1        | 0         | 1          | 33 |
| Reggie Sharp       | 0-5          | 0-3         | 0-0         | 1         | 0         | 0         | 3           | 1        | 0         | 1          | 15 |
| Adam Harrington    | 0-4          | 0-2         | 0-0         | 0         | 5         | 0         | 2           | 4        | 0         | 1          | 11 |
| Marin Bota         | 0-0          | 0-0         | 0-0         | 0         | 0         | 0         | 0           | 0        | 0         | 0          | 1  |
| <b>Team</b>        | <b>0</b>     |             |             |           |           |           |             |          |           |            |    |
| <b>Totals</b>      | <b>24-67</b> | <b>4-21</b> | <b>9-12</b> | <b>33</b> | <b>19</b> | <b>61</b> | <b>1618</b> | <b>6</b> | <b>13</b> | <b>200</b> |    |

FG%: 1st Half 7-29 .241, 2nd Half 17-38 .447, Game 24-67 .358;  
 3FG%: 1st Half 2-9 .222, 2nd Half 2-12 .167, Game 4-21 .190; FT%:  
 1st Half 6-7 .857, 2nd Half 3-5 .600, Game 9-12 .750; Deadball  
 Rebounds: 1.

| Purdue               | FG           | 3FG         | FT           | R         | F         | TP        | A           | T        | B        | S          | M  |
|----------------------|--------------|-------------|--------------|-----------|-----------|-----------|-------------|----------|----------|------------|----|
| Brett Buscher, F     | 3-10         | 0-0         | 0-0          | 5         | 5         | 6         | 1           | 3        | 0        | 4          | 20 |
| John Allison, C      | 4-6          | 0-0         | 0-0          | 7         | 1         | 8         | 0           | 1        | 6        | 0          | 21 |
| Maynard Lewis, G     | 4-6          | 3-5         | 5-6          | 3         | 0         | 16        | 1           | 2        | 1        | 0          | 21 |
| Kenneth Lowe, G      | 3-6          | 1-3         | 5-6          | 2         | 2         | 12        | 0           | 1        | 0        | 3          | 24 |
| Carson Cunningham, G | 1-3          | 0-2         | 2-2          | 0         | 3         | 4         | 6           | 4        | 0        | 0          | 21 |
| Willie Deane         | 3-6          | 1-3         | 0-0          | 5         | 1         | 7         | 3           | 0        | 1        | 0          | 15 |
| Austin Parkinson     | 0-1          | 0-0         | 0-0          | 2         | 1         | 0         | 3           | 0        | 0        | 0          | 15 |
| Joe Marshall         | 0-4          | 0-2         | 3-4          | 3         | 1         | 3         | 2           | 0        | 0        | 1          | 20 |
| Adam Wetzel          | 2-2          | 0-0         | 1-2          | 3         | 0         | 5         | 0           | 2        | 0        | 0          | 10 |
| Travis Best          | 0-0          | 0-0         | 2-2          | 1         | 0         | 2         | 1           | 3        | 0        | 0          | 4  |
| Rodney Smith         | 6-14         | 3-5         | 0-1          | 6         | 2         | 15        | 2           | 1        | 0        | 1          | 20 |
| Kevin Garrity        | 0-0          | 0-0         | 1-2          | 1         | 0         | 1         | 0           | 0        | 0        | 0          | 9  |
| <b>Team</b>          | <b>5</b>     |             |              |           |           |           |             |          |          |            |    |
| <b>Team</b>          | <b>26-58</b> | <b>8-20</b> | <b>19-25</b> | <b>43</b> | <b>16</b> | <b>79</b> | <b>1917</b> | <b>8</b> | <b>9</b> | <b>200</b> |    |

FG%: 1st Half 11-32 .344, 2nd Half 15-26 .577, Game 26-58 .448;  
 3FG%: 1st Half 1-9 .111, 2nd Half 7-11 .636, Game 8-20 .400;  
 FT%: 1st Half 5-6 .833 2nd Half 14-19 .737, Game 19-25 .760;  
 Deadball Rebounds: 7.

| SCORE BY PERIODS | 1  | 2  | F  |    |
|------------------|----|----|----|----|
| Auburn           | 22 | 39 | -- | 61 |
| Purdue           | 28 | 51 | -- | 79 |

OFFICIALS--Ted Valentine, Gene Monje, Robert Pennington  
 TECHNICAL FOULS--None  
 ATTENDANCE--5,261





National Invitational Tournament Box Scores

Auburn 87, UT Martin 82  
March 18, 2009

NIT First Round

Beard-Eaves-Memorial Coliseum  
Auburn, Ala.

| UT Martin          | FG    | 3FG   | FT    | R  | F  | TP | A  | T  | B | S  | M   |
|--------------------|-------|-------|-------|----|----|----|----|----|---|----|-----|
| Djero Riedewald, F | 1-2   | 0-0   | 0-0   | 6  | 2  | 2  | 0  | 1  | 0 | 0  | 15  |
| Olajide Hay, F     | 3-3   | 0-0   | 2-2   | 4  | 4  | 8  | 0  | 3  | 0 | 2  | 28  |
| Delrico Lane, G    | 1-3   | 1-1   | 2-2   | 1  | 4  | 5  | 3  | 1  | 0 | 3  | 37  |
| Marquis Weddle, G  | 2-11  | 2-9   | 2-2   | 0  | 3  | 8  | 0  | 2  | 0 | 0  | 19  |
| Lester Hudson, G   | 12-24 | 6-17  | 3-3   | 12 | 4  | 33 | 7  | 6  | 0 | 2  | 40  |
| Benzer Simmons     | 5-13  | 0-1   | 2-3   | 6  | 0  | 12 | 0  | 1  | 0 | 1  | 25  |
| Dominique Mpondo   | 0-0   | 0-0   | 0-0   | 2  | 0  | 0  | 0  | 0  | 0 | 0  | 2   |
| Reuben Clayton     | 5-8   | 2-3   | 0-1   | 2  | 1  | 12 | 1  | 1  | 0 | 1  | 25  |
| Mj Brown           | 0-0   | 0-0   | 0-0   | 0  | 0  | 0  | 0  | 0  | 0 | 0  | 0+  |
| Eric Massey        | 1-2   | 0-0   | 0-1   | 2  | 4  | 2  | 0  | 0  | 0 | 1  | 9   |
| Team               | 2     |       |       |    |    |    |    |    |   |    |     |
| Totals             | 30-66 | 11-31 | 11-14 | 37 | 22 | 82 | 11 | 15 | 0 | 10 | 200 |

FG%: 1st Half 13-29 .448, 2nd Half 17-37 .459, Game 30-66 .455;  
3FG%: 1st Half 4-15 .267, 2nd Half 7-16 .438, Game 11-31 .355;  
FT%: 1st Half 5-8 .625, 2nd Half 6-6 1.000, Game 11-14 .786;  
Deadball Rebounds: 2.

| Auburn              | FG    | 3FG   | FT    | R  | F  | TP | A  | T  | B | S  | M   |
|---------------------|-------|-------|-------|----|----|----|----|----|---|----|-----|
| Korvotney Barber, F | 3-4   | 0-0   | 4-8   | 8  | 3  | 10 | 2  | 1  | 2 | 0  | 26  |
| DeWayne Reed, G     | 6-15  | 5-10  | 6-10  | 5  | 2  | 23 | 2  | 5  | 0 | 2  | 38  |
| Rasheem Barrett, G  | 3-12  | 2-5   | 0-0   | 7  | 0  | 8  | 3  | 2  | 0 | 2  | 26  |
| Tez Robertson, G    | 6-8   | 2-3   | 5-5   | 6  | 2  | 19 | 6  | 2  | 0 | 4  | 36  |
| Tay Waller, G       | 2-5   | 1-3   | 1-2   | 1  | 3  | 6  | 0  | 2  | 0 | 0  | 15  |
| Lucas Hargrove      | 3-6   | 2-4   | 1-4   | 4  | 1  | 9  | 1  | 2  | 1 | 1  | 28  |
| Larry Williams      | 0-0   | 0-0   | 0-0   | 1  | 0  | 0  | 0  | 0  | 0 | 1  | 5   |
| Frankie Sullivan    | 3-7   | 2-4   | 2-4   | 1  | 2  | 10 | 3  | 0  | 0 | 1  | 21  |
| Brendon Knox        | 0-0   | 0-0   | 2-2   | 1  | 2  | 2  | 0  | 0  | 0 | 0  | 5   |
| Team                | 3     |       |       |    |    |    |    |    |   |    |     |
| Totals              | 26-57 | 14-29 | 21-35 | 37 | 15 | 87 | 17 | 14 | 3 | 11 | 200 |

FG%: 1st Half 16-33 .485, 2nd Half 10-24 .417, Game 26-57 .456;  
3FG%: 1st Half 8-15 .533, 2nd Half 6-14 .429, Game 14-29 .483;  
FT%: 1st Half 6-7 .857, 2nd Half 15-28 .536, Game 21-35 .600;  
Deadball Rebounds: 8.

| SCORE BY PERIODS  | 1  | 2  | F  |    |
|-------------------|----|----|----|----|
| UT Martin (22-10) | 35 | 47 | -- | 82 |
| Auburn (23-11)    | 46 | 41 | -- | 87 |

OFFICIALS--Sean Casady, Tim Comer, Brian Shey  
TECHNICAL FOULS--None  
ATTENDANCE--4,008

Auburn 74, Tulsa 55  
March 20, 2009

NIT Second Round

Beard-Eaves-Memorial Coliseum  
Auburn, Ala.

| Tulsa              | FG    | 3FG  | FT   | R  | F  | TP | A | T  | B | S | M   |
|--------------------|-------|------|------|----|----|----|---|----|---|---|-----|
| Bishop Wheatley, F | 1-2   | 0-0  | 2-2  | 3  | 1  | 4  | 0 | 2  | 1 | 0 | 22  |
| Ray Reese, F       | 2-8   | 0-4  | 1-2  | 1  | 2  | 5  | 2 | 2  | 0 | 1 | 33  |
| Jerome Jordan, C   | 2-7   | 0-0  | 0-4  | 10 | 4  | 4  | 1 | 3  | 0 | 0 | 19  |
| Ben Uzoh, G        | 5-13  | 1-5  | 2-2  | 9  | 2  | 13 | 2 | 7  | 0 | 2 | 36  |
| Justin Hurtt, G    | 7-13  | 2-5  | 0-0  | 1  | 2  | 16 | 1 | 0  | 0 | 2 | 32  |
| Shane Heirman      | 0-0   | 0-0  | 0-0  | 0  | 0  | 0  | 0 | 0  | 0 | 0 | 1   |
| Bassel Bajwi       | 0-1   | 0-0  | 0-0  | 0  | 0  | 0  | 0 | 0  | 0 | 0 | 1   |
| Steven Idlet       | 3-7   | 0-0  | 0-0  | 6  | 5  | 6  | 0 | 1  | 1 | 1 | 16  |
| Will Sanger        | 0-0   | 0-0  | 0-0  | 1  | 0  | 0  | 0 | 0  | 0 | 0 | 1   |
| Glenn Andrews      | 2-9   | 2-4  | 1-2  | 5  | 4  | 7  | 0 | 1  | 0 | 0 | 19  |
| Joe Richard        | 0-2   | 0-0  | 0-0  | 3  | 0  | 0  | 0 | 0  | 0 | 1 | 9   |
| Colter Morgan      | 0-1   | 0-0  | 0-0  | 0  | 0  | 0  | 0 | 0  | 0 | 0 | 1   |
| Sam Mitchell       | 0-1   | 0-0  | 0-0  | 2  | 3  | 0  | 0 | 2  | 0 | 0 | 10  |
| Team               | 4     |      |      |    |    |    |   |    |   |   |     |
| Totals             | 22-64 | 5-18 | 6-12 | 45 | 23 | 55 | 6 | 18 | 2 | 7 | 200 |

FG%: 1st Half 9-30 .300, 2nd Half 13-34 .382, Game 22-64 .344;  
3FG%: 1st Half 2-8 .250, 2nd Half 3-10 .300, Game 5-18 .278; FT%:  
1st Half 2-4 .500, 2nd Half 4-8 .500, Game 6-12 .500; Deadball  
Rebounds: 2.

| Auburn              | FG    | 3FG  | FT    | R  | F  | TP | A  | T  | B | S  | M   |
|---------------------|-------|------|-------|----|----|----|----|----|---|----|-----|
| Korvotney Barber, F | 4-8   | 0-0  | 1-2   | 2  | 4  | 9  | 1  | 1  | 0 | 0  | 13  |
| DeWayne Reed, G     | 4-11  | 1-4  | 3-6   | 5  | 2  | 12 | 5  | 5  | 0 | 5  | 32  |
| Rasheem Barrett, G  | 7-13  | 2-4  | 1-2   | 4  | 2  | 17 | 2  | 0  | 0 | 0  | 31  |
| Tez Robertson, G    | 0-4   | 0-1  | 6-6   | 4  | 1  | 6  | 5  | 1  | 0 | 3  | 30  |
| Tay Waller, G       | 3-7   | 3-7  | 0-0   | 3  | 2  | 9  | 0  | 1  | 1 | 0  | 26  |
| Lucas Hargrove      | 1-6   | 0-1  | 2-3   | 6  | 2  | 4  | 1  | 1  | 0 | 0  | 23  |
| Larry Williams      | 1-1   | 1-1  | 0-0   | 0  | 0  | 3  | 0  | 0  | 0 | 0  | 1   |
| Frankie Sullivan    | 4-9   | 1-3  | 1-2   | 2  | 1  | 10 | 0  | 1  | 0 | 3  | 15  |
| Jake Drum           | 0-0   | 0-0  | 0-0   | 0  | 0  | 0  | 0  | 0  | 0 | 0  | 1   |
| Brendon Knox        | 1-2   | 0-0  | 2-4   | 4  | 3  | 4  | 1  | 2  | 1 | 1  | 19  |
| Johnnie Lett        | 0-0   | 0-0  | 0-0   | 4  | 0  | 0  | 0  | 2  | 1 | 0  | 7   |
| Francis Aihe        | 0-0   | 0-0  | 0-0   | 1  | 0  | 0  | 0  | 0  | 0 | 0  | 1   |
| Team                | 8     |      |       |    |    |    |    |    |   |    |     |
| Totals              | 25-61 | 8-21 | 16-25 | 43 | 17 | 74 | 16 | 14 | 3 | 12 | 200 |

FG%: 1st Half 10-31 .323, 2nd Half 15-30 .500, Game 25-61 .410;  
3FG%: 1st Half 4-12 .333, 2nd Half 4-9 .444, Game 8-21 .381; FT%:  
1st Half 9-14 .643, 2nd Half 7-11 .636, Game 16-25 .640; Deadball  
Rebounds: 8.

| SCORE BY PERIODS | 1  | 2  | F  |    |
|------------------|----|----|----|----|
| Tulsa (25-11)    | 22 | 33 | -- | 55 |
| Auburn (24-11)   | 33 | 41 | -- | 74 |

OFFICIALS--Sean Hull, Kevin Mathis, Craig Murley  
TECHNICAL FOULS--None  
ATTENDANCE--4,092

Baylor 74, Auburn 72  
March 24, 2009

NIT Quarterfinals

Beard-Eaves-Memorial Coliseum  
Auburn, Ala.

| Baylor             | FG    | 3FG  | FT    | R  | F  | TP | A  | T  | B | S | M   |
|--------------------|-------|------|-------|----|----|----|----|----|---|---|-----|
| Kevin Rogers, F    | 7-12  | 0-0  | 1-2   | 12 | 3  | 15 | 1  | 1  | 0 | 1 | 38  |
| Josh Lomers, C     | 0-1   | 0-0  | 0-0   | 5  | 3  | 0  | 0  | 2  | 2 | 0 | 17  |
| Curtis Jerrells, G | 5-14  | 1-6  | 5-6   | 3  | 1  | 16 | 8  | 1  | 0 | 0 | 35  |
| LaceDarius Dunn, G | 6-10  | 2-5  | 5-6   | 9  | 4  | 19 | 0  | 2  | 0 | 1 | 35  |
| Tweety Carter, G   | 5-9   | 3-6  | 0-1   | 2  | 3  | 13 | 5  | 1  | 0 | 2 | 34  |
| Henry Dugat        | 2-4   | 1-2  | 0-0   | 1  | 5  | 1  | 5  | 4  | 0 | 2 | 19  |
| Mamadou Diene      | 2-3   | 0-0  | 2-2   | 5  | 2  | 6  | 0  | 1  | 2 | 0 | 20  |
| Anthony Jones      | 0-1   | 0-0  | 0-0   | 1  | 0  | 0  | 0  | 0  | 0 | 0 | 2   |
| Team               | 1     |      |       |    |    |    |    |    |   |   |     |
| Totals             | 27-54 | 7-19 | 13-17 | 39 | 17 | 74 | 15 | 12 | 4 | 6 | 200 |

FG%: 1st Half 15-30 .500, 2nd Half 12-24 .500, Game 27-54 .500;  
3FG%: 1st Half 4-10 .400, 2nd Half 3-9 .333, Game 7-19 .368; FT%:  
1st Half 3-4 .750, 2nd Half 10-13 .769, Game 13-17 .765; Deadball  
Rebounds: 0.

| Auburn              | FG    | 3FG  | FT    | R  | F  | TP | A  | T | B | S | M   |
|---------------------|-------|------|-------|----|----|----|----|---|---|---|-----|
| Korvotney Barber, F | 4-12  | 0-0  | 3-5   | 13 | 3  | 11 | 2  | 1 | 0 | 0 | 33  |
| DeWayne Reed, G     | 5-10  | 2-7  | 1-5   | 1  | 3  | 13 | 0  | 2 | 0 | 0 | 31  |
| Rasheem Barrett, G  | 6-15  | 3-5  | 1-2   | 5  | 2  | 16 | 2  | 1 | 0 | 1 | 34  |
| Tez Robertson, G    | 1-2   | 0-1  | 4-4   | 4  | 2  | 6  | 5  | 0 | 0 | 1 | 27  |
| Tay Waller, G       | 2-8   | 2-7  | 2-2   | 1  | 1  | 8  | 2  | 1 | 0 | 2 | 25  |
| Lucas Hargrove      | 3-7   | 0-2  | 2-3   | 3  | 3  | 8  | 2  | 1 | 1 | 1 | 22  |
| Frankie Sullivan    | 3-9   | 2-5  | 0-0   | 3  | 3  | 8  | 1  | 2 | 0 | 0 | 22  |
| Brendon Knox        | 1-1   | 0-0  | 0-0   | 1  | 0  | 2  | 0  | 0 | 0 | 0 | 6   |
| Team                | 4     |      |       |    |    |    |    |   |   |   |     |
| Totals              | 25-64 | 9-27 | 13-21 | 35 | 17 | 72 | 14 | 8 | 1 | 5 | 200 |

FG%: 1st Half 13-30 .433, 2nd Half 12-34 .353, Game 25-64 .391;  
3FG%: 1st Half 6-15 .400, 2nd Half 3-12 .250, Game 9-27 .333; FT%:  
1st Half 4-8 .500, 2nd Half 9-13 .692, Game 13-21 .619; Deadball  
Rebounds: 4.

| SCORE BY PERIODS | 1  | 2  | F  |    |
|------------------|----|----|----|----|
| Baylor (23-14)   | 37 | 37 | -- | 74 |
| Auburn (24-12)   | 36 | 36 | -- | 72 |

OFFICIALS--James Breeding, Raymond Styons, Dwayne Gladden  
TECHNICAL FOULS--None  
ATTENDANCE--6,582



## All-Time Lineups (1950-2013)

**1949-50 (17-7, 12-6 SEC)**

F—Jack Glasgow, 5.6 ppg  
 F—George Hill, 8.0 ppg  
 C—Bill Lynn, 14.7 ppg  
 G—Don Lanford, 10.5 ppg  
 G—Roy Brawner, 6.2 ppg  
 Top Sub—Dan Pridgen, 4.3 ppg

**1950-51 (12-10, 6-8-SEC)**

F—George Hill, 9.3 ppg, 7.8 rpg  
 F—Bubber Farish, 7.1 ppg, 3.6 rpg  
 C—Dan Pridgen, 13.9 ppg, 9.1 rpg  
 G—Don Lanford, 11.2 ppg, 5.8 rpg  
 G—Roy Brawner, 8.7 ppg, 4.2 rpg  
 Top Sub—Roger Weldon, 5.8 ppg, 4.8 rpg

**1951-52 (14-12, 6-8 SEC)**

F—Bill Fickling, 7.1 ppg, 6.8 rpg  
 F—Roger Weldon, 8.3 ppg, 5.5 rpg  
 C—Jim Martin, 8.3 ppg, 8.0 rpg  
 G—Inman Veal, 10.9 ppg, 4.3 rpg  
 G—Vince Dooley, 6.0 ppg, 4.9 rpg  
 Top Subs—Jack Turner, 7.5 ppg, 3.1 rpg;  
 Bubber Farish, 4.3 ppg, 2.5 rpg;  
 Robert Fenn, 6.7 ppg, 7.8 rpg

**1952-53 (13-8, 6-7 SEC)**

F—Bill Fickling, 5.3 ppg, 5.7 rpg  
 F—Jim O'Donnell, 9.6 ppg, 5.7 rpg  
 C—Bob Miller, 15.8 ppg, 12.3 rpg  
 G—Jack Turner, 10.7 ppg, 4.0 rpg  
 G—Bill Kirkpatrick, 5.3 ppg, 1.3 rpg  
 Top Subs—John Cochran, 6.4 ppg,  
 7.4 rpg; Bubber Farish, 6.0 ppg, 2.6 rpg

**1953-54 (17-7, 8-6 SEC)**

F—Bill Fickling, 5.9 ppg, 4.7 rpg  
 F—John Cochran, 8.2 ppg, 5.9 rpg  
 C—Bob Miller, 17.8 ppg, 11.5 rpg  
 G—Bill Kirkpatrick, 9.7 ppg, 1.8 rpg  
 G—Jack Turner, 9.3 ppg, 4.4 rpg  
 Top Subs—Jim O'Donnell, 8.0 ppg,  
 5.4 rpg; Jim Martin, 6.8 ppg, 5.9 rpg

**1954-55 (11-9, 6-8 SEC)**

F—Jim O'Donnell, 15.9 ppg, 8.6 rpg  
 F—Herb Slayden, 8.0 ppg, 5.0 rpg  
 C—Gordon Mummert, 11.2 ppg, 8.5 rpg  
 G—Bill Kirkpatrick, 18.7 ppg, 3.0 rpg  
 G—Brownie Nelson, 10.6 ppg, 6.2 rpg  
 Top Subs—Henry Sturkie, 5.2 ppg,  
 4.2 rpg; Jim Diamond, 8.6 ppg, 9.9 rpg

**1955-56 (11-10, 8-6 SEC)**

F—Jim O'Donnell, 14.9 ppg, 8.6 rpg  
 F—Kay Slayden, 14.1 ppg, 6.5 rpg  
 C—Bill McGriff, 15.9 ppg, 10.2 rpg  
 G—Henry Sturkie, 9.1 ppg, 4.1 rpg  
 G—Brownie Nelson, 9.9 ppg, 5.5 rpg  
 Top Subs—Jim Diamond, 4.2 ppg, 4.3 rpg;  
 Terry Chandler, 4.3 ppg, 2.7 rpg

**1956-57 (13-8, 8-6 SEC)**

F—Henry Sturkie, 7.9 ppg, 5.0 rpg  
 F—Rex Frederick, 15.6 ppg, 15.3 rpg  
 C—Bill McGriff, 11.3 ppg, 8.0 rpg  
 G—Henry Hart, 14.2 ppg, 6.7 rpg  
 G—Jimmy Lee, 15.9 ppg, 4.6 rpg  
 Top Subs—Terry Chandler, 4.5 ppg, 2.3 rpg; Bob  
 Tucker, 3.4 ppg, 1.4 rpg

**1957-58 (16-6, 11-3 SEC)**

F—Rex Frederick, 16.1 ppg, 14.8 rpg  
 F—Terry Chandler, 6.4 ppg, 5.2 rpg  
 C—Bill McGriff, 6.7 ppg, 5.2 rpg  
 G—Jimmy Lee, 13.8 ppg, 3.4 rpg  
 G—Bob Tucker, 10.5 ppg, 3.6 rpg  
 Top Subs—Bill Gregory, 5.4 ppg, 6.0 rpg; Shot  
 Johnston, 7.8 ppg, 7.4 rpg

**1958-59 (20-2, 12-2 SEC)**

F—David Vaughn, 9.6 ppg, 5.0 rpg  
 F—Jimmy Fibbe, 11.1 ppg, 7.5 rpg  
 C—Rex Frederick, 12.7 ppg, 12.9 rpg  
 G—Jimmy Lee, 13.1 ppg, 4.6 rpg  
 G—Henry Hart, 13.0 ppg, 5.3 rpg  
 Top Sub—Porter Gilbert, 8.5 ppg, 3.5 rpg

**1959-60 (19-3, 12-2 SEC • Champions)**

F—Ray Groover, 11.6 ppg, 3.0 rpg  
 F—David Vaughn, 11.7 ppg, 7.0 rpg  
 C—Jimmy Fibbe, 12.3 ppg, 6.9 rpg  
 G—Henry Hart, 15.5 ppg, 5.9 rpg  
 G—Porter Gilbert, 11.4 ppg, 5.5 rpg  
 Top Subs—Bayward McManus, 3.3 ppg,  
 1.7 rpg; Bill Ross, 3.7 ppg, 1.9 rpg

**1960-61 (15-7, 8-6 SEC)**

F—David Vaughn, 10.6 ppg, 6.1 rpg  
 F—Jimmy Fibbe, 14.7 ppg, 6.5 rpg  
 C—Layton Johns, 5.5 ppg, 6.1 rpg  
 G—Ray Groover, 14.1 ppg, 3.0 rpg  
 G—Porter Gilbert, 11.2 ppg, 3.6 rpg  
 Top Sub—Bill Tinker, 4.9 ppg, 2.8 rpg

**1961-62 (18-6, 11-3 SEC)**

F—Bill Tinker, 11.8 ppg, 5.3 rpg  
 F—Mack Kirkland, 7.3 ppg, 6.3 rpg  
 C—Layton Johns, 15.7 ppg, 11.3 rpg  
 G—Larry Chapman, 10.6 ppg, 4.0 rpg  
 G—Bill Ross, 6.7 ppg, 3.7 rpg  
 Top Sub—John Blackwell, 4.3 ppg, 1.8 rpg

**1962-63 (18-4, 10-4 SEC)**

F—Bill Tinker, 7.9 ppg, 4.7 rpg  
 F—John Blackwell, 13.9 ppg, 4.1 rpg  
 C—Layton Johns, 15.0 ppg, 12.5 rpg  
 G—Larry Chapman, 10.0 ppg, 3.0 rpg  
 G—Larry Cart, 13.4 ppg, 3.0 rpg  
 Top Subs—Freddie Guy, 2.8 ppg, 3.2 rpg;  
 Joe Newton, 3.6 ppg, 3.7 rpg;  
 Mack Kirkland, 3.0 ppg, 2.7 rpg

**1963-64 (11-12, 6-8 SEC)**

F—Freddie Guy, 13.3 ppg, 11.7 rpg  
 F—Lee DeFore, 17.7 ppg, 7.7 rpg  
 C—Joe Newton, 10.5 ppg, 7.5 rpg  
 G—Larry Chapman, 9.1 ppg, 4.0 rpg  
 G—John Blackwell, 13.1 ppg, 3.9 rpg  
 Top Sub—Tom Fibbe, 5.2 ppg, 2.6 rpg

**1964-65 (16-9, 11-5 SEC)**

F—Freddie Guy, 12.4 ppg, 12.2 rpg  
 F—Lee DeFore, 15.8 ppg, 6.3 rpg  
 C—Joe Newton, 14.8 ppg, 9.5 rpg  
 G—Larry Cart, 9.2 ppg, 2.0 rpg  
 G—Tom Fibbe, 4.9 ppg, 1.8 rpg  
 Top Sub—Jimmy Montgomery, 4.8 ppg, 1.5 rpg

**1965-66 (16-10, 8-8 SEC)**

F—Lee DeFore, 23.7 ppg, 9.6 rpg  
 F—Monk Montgomery, 11.7 ppg, 3.9 rpg  
 C—Ronnie Quick, 6.6 ppg, 5.5 rpg  
 G—Bob Buisson, 11.9 ppg, 3.8 rpg  
 G—Alex Howell, 4.4 ppg, 2.5 rpg  
 Top Subs—Tee Faircloth, 3.8 ppg, 2.3  
 rpg; Joe Millsap, 8.7 ppg, 5.1 rpg

**1966-67 (17-8, 12-6 SEC)**

F—Wally Tinker, 9.6 ppg, 8.4 rpg  
 F—Tom Perry, 7.7 ppg, 3.3 rpg  
 C—Ronnie Quick, 12.2 ppg, 7.6 rpg  
 G—Bob Buisson, 11.5 ppg, 3.1 rpg  
 G—Alex Howell, 14.0 ppg, 3.2 rpg  
 Top Subs—Joe Millsap, 6.8 ppg, 3.3 rpg;  
 Tee Faircloth, 4.1 ppg, 1.4 rpg

**1967-68 (13-13, 8-10 SEC)**

F—Wally Tinker, 14.5 ppg, 5.0 rpg  
 F—Tom Perry, 9.1 ppg, 3.4 rpg  
 C—Bill Alexander, 13.4 ppg, 7.4 rpg  
 G—Alex Howell, 12.0 ppg, 3.5 rpg  
 G—Carl Shetler, 5.4 ppg, 2.1 rpg  
 Top Sub—Ron Jackson, 9.8 ppg, 5.0 rpg

**1968-69 (15-10, 10-8 SEC)**

F—Tom Perry, 6.4 ppg, 4.1 rpg  
 F—Wally Tinker, 13.8 ppg, 7.8 rpg  
 C—Bill Alexander, 13.4 ppg, 7.4 rpg  
 G—Carl Shetler, 12.9 ppg, 2.5 rpg  
 G—John Mengelt, 19.4 ppg, 4.2 rpg  
 Top Subs—Ronnie Jackson, 6.5 ppg, 3.2  
 rpg; Randall Walker, 4.6 ppg, 3.2 rpg

**1969-70 (15-11, 11-7 SEC)**

F—Ronnie Jackson, 4.1 ppg, 5.4 rpg  
 F—Henry Harris, 12.5 ppg, 7.5 rpg  
 C—Bill Alexander, 13.6 ppg, 12.1 rpg  
 G—Carl Shetler, 10.7 ppg, 1.6 rpg  
 G—John Mengelt, 26.8 ppg, 6.0 rpg  
 Top Sub—Jimmy Walker, 3.7 ppg, 2.0 rpg



## All-Time Lineups (1950-2013)

**1970-71 (11-15, 8-10 SEC)**

F—Henry Harris, 11.6 ppg, 6.4 rpg  
 F—Jim Retseck, 14.8 ppg, 11.3 rpg  
 C—Al Leapheart, 11.2 ppg, 8.3 rpg  
 G—John Mengelt, 28.4 ppg, 4.1 rpg  
 G—Jimmy Walker, 4.0 ppg, 2.2 rpg  
 Top Sub—Gary England, 4.5 ppg, 1.5 rpg

**1971-72 (10-16, 6-12 SEC)**

F—Jim Retseck, 16.5 ppg, 9.2 rpg  
 F—Dan Kirkland, 13.4 ppg, 4.7 rpg  
 C—Al Leapheart, 8.2 ppg, 4.2 rpg  
 G—Gary England, 9.2 ppg, 2.3 rpg  
 G—Henry Harris, 11.3 ppg, 6.2 rpg  
 Top Sub—Mike Christian, 8.3 ppg, 1.3 rpg

**1972-73 (6-20, 4-14 SEC)**

F—Albert Johnson, 7.3 ppg, 6.0 rpg  
 F—Gary Redding, 11.5 ppg, 8.2 rpg  
 C—Ralph Smith, 7.3 ppg, 5.1 rpg  
 G—Gary England, 12.8 ppg, 2.3 rpg  
 G—Mike Christian, 12.2 ppg, 3.0 rpg  
 Top Sub—Bob Bond, 5.8 ppg, 4.6 rpg

**1973-74 (10-16, 5-13 SEC)**

F—Gary Redding, 12.0 ppg, 9.4 rpg  
 F—Bob Bond, 5.3 ppg, 5.9 rpg  
 C—Pepto Bolden, 10.5 ppg, 11.6 rpg  
 G—Mike Christian, 14.1 ppg, 2.3 rpg  
 G—Eddie Johnson, 21.8 ppg, 4.0 rpg  
 Top Sub—Bob Osberry, 9.7 ppg, 5.5 rpg

**1974-75 (18-8, 12-6 SEC)**

F—Gary Redding, 14.7 ppg, 10.1 rpg  
 F—Mike Mitchell, 18.4 ppg, 11.4 rpg  
 C—Myles Patrick, 5.8 ppg, 6.2 rpg  
 G—Eddie Johnson, 20.9 ppg, 3.8 rpg  
 G—Stan Pietkiewicz, 9.6 ppg, 2.8 rpg  
 Top Subs—Glenn Moon, 2.6 ppg, 2.7 rpg;  
 Wayne Bracy, 3.8 ppg, 1.2 rpg

**1975-76 (16-10, 11-7 SEC)**

F—Mike Mitchell, 18.7 ppg, 9.6 rpg  
 F—Gary Redding, 13.2 ppg, 8.2 rpg  
 C—Myles Patrick, 7.5 ppg, 6.9 rpg  
 G—Stan Pietkiewicz, 10.1 ppg, 2.7 rpg  
 G—Eddie Johnson, 19.7 ppg, 3.9 rpg  
 Top Sub—Cedrick Hordges, 4.9 ppg, 3.2 rpg

**1976-77 (13-13, 6-12 SEC)**

F—Mike Mitchell, 19.4 ppg, 8.5 rpg  
 F—Pepto Bolden, 10.0 ppg, 9.0 rpg  
 C—Myles Patrick, 9.7 ppg, 6.9 rpg  
 G—Eddie Johnson, 15.6 ppg, 2.6 rpg  
 G—Stan Pietkiewicz, 11.1 ppg, 2.7 rpg  
 Top Sub—Cedrick Hordges, 5.9 ppg, 4.7 rpg

**1977-78 (13-14, 8-10 SEC)**

F—Mike Mitchell, 24.9 ppg, 8.9 rpg  
 F—Myles Patrick, 10.0 ppg, 6.1 rpg  
 C—Bobby Cattage, 8.6 ppg, 6.3 rpg

G—Stan Pietkiewicz, 19.1 ppg, 3.6 rpg  
 G—Bubba Price, 7.3 ppg, 2.2 rpg  
 Top Sub—Earl Banks, 6.1 ppg, 6.4 rpg

**1978-79 (13-16, 5-13 SEC)**

F—Rick Valavicius, 14.4 ppg, 4.5 rpg  
 F—Earl Banks, 10.9 ppg, 7.1 rpg  
 C—Bobby Cattage, 15.9 ppg, 9.3 rpg  
 G—Bubba Price, 15.8 ppg, 3.4 rpg  
 G—Lewis Card, 2.6 ppg, 1.8 rpg  
 Top Subs—Eric Stringer, 4.0 ppg, 1.2 rpg;  
 Benny Anthony, 5.6 ppg, 3.7 rpg

**1979-80 (10-18, 5-13 SEC)**

F—Rick Valavicius, 11.1 ppg, 2.8 rpg  
 F—Darrell Lockhart, 8.8 ppg, 5.4 rpg  
 C—Earl Banks, 7.3 ppg, 5.9 rpg  
 G—Bubba Price, 10.9 ppg, 2.6 rpg  
 G—Eric Stringer, 5.2 ppg, 1.6 rpg  
 Top Subs—Benny Anthony, 6.1 ppg, 4.1 rpg;  
 Frank Poindexter, 8.6 ppg, 2.5 rpg;  
 Bobby Cattage, 7.7 ppg, 5.3 rpg

**1980-81 (11-16, 4-14 SEC)**

F—Darrell Lockhart, 11.2 ppg, 6.4 rpg  
 F—Frank Poindexter, 11.5 ppg, 4.1 rpg  
 C—Earl Banks, 11.9 ppg, 7.0 rpg  
 G—Alvin Mumphord, 7.1 ppg, 2.5 rpg  
 G—Byron Henson, 6.2 ppg, 1.8 rpg  
 Top Subs—Eric Stringer, 4.6 ppg, 1.2 rpg;  
 Bobby Cattage, 4.7 ppg, 3.4 rpg

**1981-82 (14-14, 7-11 SEC)**

F—Darrell Lockhart, 11.6 ppg, 5.7 rpg  
 F—Alvin Mumphord, 8.3 ppg, 2.6 rpg  
 C—Charles Barkley, 12.7 ppg, 9.8 rpg  
 G—Odell Mosteller, 15.9 ppg, 3.1 rpg  
 G—Byron Henson, 3.6 ppg, 1.0 rpg  
 Top Subs—Paul Daniels, 1.9 ppg, 1.4 rpg;  
 Greg Turner, 6.1 ppg, 3.1 rpg

**1982-83 (15-13, 8-10 SEC)**

F—Darrell Lockhart, 13.0 ppg, 5.5 rpg  
 F—Chuck Person, 9.3 ppg, 4.6 rpg  
 C—Charles Barkley, 14.4 ppg, 9.5 rpg  
 G—Odell Mosteller, 14.2 ppg, 2.7 rpg  
 G—Paul Daniels, 3.7 ppg, 2.4 rpg  
 Top Subs—Alvin Mumphord, 5.9 ppg,  
 2.3 rpg; Greg Turner, 4.1 ppg, 2.8 rpg;  
 Byron Henson, 2.7 ppg, 0.6 rpg

**1983-84 (20-11, 12-6 SEC)**

F—Greg Turner, 10.6 ppg, 5.1 rpg  
 F—Chuck Person, 19.1 ppg, 8.0 rpg  
 C—Charles Barkley, 15.1 ppg, 9.5 rpg  
 G—Frank Ford, 7.5 ppg, 3.5 rpg  
 G—Gerald White, 8.0 ppg, 1.6 rpg  
 Top Subs—Vern Strickland, 6.7 ppg,  
 3.2 rpg; Paul Daniels, 2.5 ppg, 1.3 rpg;  
 Carey Holland, 2.2 ppg, 2.3 rpg;  
 Mark Cahill, 2.3 ppg, 0.6 rpg

**1984-85 (22-12, 8-10 SEC)**

F—Chuck Person, 22.0 ppg, 8.9 rpg  
 F—Chris Morris, 10.4 ppg, 5.0 rpg  
 C—Jeff Moore, 8.2 ppg, 7.1 rpg  
 G—Frank Ford, 11.5 ppg, 4.8 rpg  
 G—Gerald White, 7.9 ppg, 2.5 rpg  
 Top Subs—Carey Holland, 4.8 ppg, 3.6 rpg;  
 Johnny Lynn, 1.2 ppg; Darren Guest, 1.8 ppg,  
 2.2 rpg; Terrance Howard, 3.1 ppg

**1985-86 (22-11, 13-5 SEC)**

F—Chuck Person, 21.5 ppg, 7.9 rpg  
 F—Chris Morris, 9.8 ppg, 5.2 rpg  
 C—Jeff Moore, 10.9 ppg, 7.1 rpg  
 G—Frank Ford, 11.1 ppg, 4.4 rpg  
 G—Gerald White, 5.3 ppg, 2.6 rpg  
 Top Subs—Mike Jones, 8.7 ppg, 3.4 rpg;  
 Terrance Howard, 2.5 ppg, 0.9 rpg;  
 Johnny Lynn, 2.1 ppg, 0.3 rpg

**1986-87 (18-13, 9-9 SEC)**

F—Mike Jones, 15.8 ppg, 7.2 rpg  
 F—Chris Morris, 13.5 ppg, 7.3 rpg  
 C—Jeff Moore, 17.4 ppg, 9.5 rpg  
 G—Gerald White, 7.6 ppg, 2.4 rpg  
 G—Frank Ford, 12.9 ppg, 6.0 rpg  
 Top Subs—Terrance Howard, 3.7 ppg,  
 1.3 rpg; Johnny Lynn, 3.2 ppg, 0.9 rpg;  
 Aundrae Davis, 6.8 ppg, 1.5 rpg

**1987-88 (19-11, 11-7 SEC)**

F—John Caylor, 8.9 ppg, 5.0 rpg  
 F—Chris Morris, 20.7 ppg, 9.8 rpg  
 C—Jeff Moore, 18.6 ppg, 9.2 rpg  
 G—Terrance Howard, 8.1 ppg, 2.7 rpg  
 G—Derrick Dennison, 6.6 ppg, 2.6 rpg  
 Top Subs—Johnny Lynn, 3.9 ppg, 1.8 rpg;  
 Matt Geiger, 6.4 ppg, 4.1 rpg;  
 Keenan Carpenter, 4.7 ppg, 1.2 rpg

**1988-89 (9-19, 2-16 SEC)**

F—Kirt Hankton, 8.1 ppg, 5.4 rpg  
 F—Zane Arnold, 3.7 ppg, 4.2 rpg  
 C—Matt Geiger, 15.9 ppg, 6.6 rpg  
 G—Keenan Carpenter, 19.0 ppg, 3.5 rpg  
 G—Derrick Dennison, 12.5 ppg, 4.2 rpg  
 Top Subs—Robert McKie, 6.5 ppg,  
 5.8 rpg; Dustin Hester, 0.3 ppg, 1.3 rpg;  
 Champ Wrencher, 0.7 ppg, 0.6 rpg;  
 Chris Brandt, 1.8 ppg, 1.5 rpg

**1989-90 (13-18, 8-10 SEC)**

F—Derrick Dennison, 16.0 ppg, 4.4 rpg  
 F—Chris Brandt, 11.7 ppg, 6.5 rpg  
 C—Zane Arnold, 8.2 ppg, 6.5 rpg  
 G—Reggie Gallon, 9.8 ppg, 3.6 rpg  
 G—Ronnie Battle, 17.0 ppg, 3.4 rpg  
 Top Subs—John Caylor, 8.7 ppg, 6.8 rpg;  
 Larry Patrick, 3.5 ppg, 1.4 rpg;  
 Champ Wrencher, 1.2 ppg, 0.3 rpg;  
 Richard Smith, 0.6 ppg, 1.2 rpg



## All-Time Lineups (1950-2013)

**1990-91 (13-16, 5-13 SEC)**

F—Wesley Person, 15.4 ppg, 5.7 rpg  
 F—Chris Brandt, 5.0 ppg, 3.9 rpg  
 C—Robert McKie, 11.1 ppg, 5.9 rpg  
 G—Reggie Gallon, 9.1 ppg, 3.6 rpg  
 G—Ronnie Battle, 17.0 ppg, 2.6 rpg  
 Top Subs—John Caylor, 7.7 ppg, 5.7 rpg; Zane Arnold, 5.1 ppg, 3.7 rpg; Larry Patrick, 4.5 ppg, Champ Wrencher, 1.7 ppg, 1.2 rpg

**1991-92 (12-15, 5-11 SEC)**

F—Wesley Person, 19.9 ppg, 6.8 rpg  
 F—Aaron Swinson, 14.3 ppg, 7.5 rpg  
 C—Chris Brandt, 10.9 ppg, 4.8 rpg  
 G—Reggie Gallon, 6.4 ppg, 2.0 rpg  
 G—Ronnie Battle, 16.6 ppg, 1.9 rpg  
 Top Subs—Champ Wrencher, 3.9 ppg, 1.4 rpg; Willie Jones, 6.7 ppg, 4.5 rpg; Rod Joyce, 2.8 ppg, 1.5 rpg; Cameron Boozer, 3.1 ppg, 1.5 rpg

**1992-93 (15-12, 8-8 SEC)**

F—Wesley Person, 18.8 ppg, 7.1 rpg  
 F—Aubrey Wiley, 9.4 ppg, 5.1 rpg  
 C—Aaron Swinson, 15.6 ppg, 7.7 rpg  
 G—Reggie Gallon, 8.4 ppg, 2.4 rpg  
 G—Ronnie Battle, 16.5 ppg, 1.4 rpg  
 Top Subs—Mark Hutton, 6.0 ppg, 5.0 rpg; Lance Weems, 1.7 ppg, 1.0 rpg

**1993-94 (11-17, 3-13 SEC)**

F—Wesley Person, 22.2 ppg, 6.4 rpg  
 F—Aubrey Wiley, 11.8 ppg, 9.3 rpg  
 C—Aaron Swinson, 20.7 ppg, 8.1 rpg  
 G—Shawn Stuart, 2.5 ppg, 2.4 rpg  
 G—Wes Flanigan, 6.5 ppg, 4.9 rpg  
 Top Subs—Lance Weems, 10.4 ppg, 2.5 rpg; Leonard Smith, 4.1 ppg, 1.3 rpg; Pat Burke, 4.0 ppg, 2.9 rpg

**1994-95 (16-13, 7-9 SEC)**

F—Chris Davis, 11.6 ppg, 6.1 rpg  
 C—Pat Burke, 9.0 ppg, 4.8 rpg  
 G—Wes Flanigan, 8.9 ppg, 2.9 rpg  
 G—Lance Weems, 13.2 ppg, 3.3 rpg  
 G—Moochie Norris, 12.5 ppg, 4.9 rpg  
 Top Subs—Ray Donald, 9.5 ppg, 4.6 rpg; Franklin Williams, 7.8 ppg, 4.4 rpg; Jim Costner, 3.0 ppg, 2.2 rpg

**1995-96 (19-13, 6-10 SEC)**

F—Franklin Williams, 10.4 ppg, 4.8 rpg  
 C—Pat Burke, 11.0 ppg, 8.7 rpg  
 G—Wes Flanigan, 13.4 ppg, 6.7 rpg  
 G—Lance Weems, 13.4 ppg, 3.6 rpg  
 G—Ray Donald, 8.7 ppg, 3.3 rpg  
 Top Subs—Derek Caldwell, 6.2 ppg, 1.8 rpg; Bryant Smith, 3.6 ppg, 2.0 rpg; Alvin Jefferson, 3.3 ppg, 3.1 rpg

**1996-97 (16-15, 6-10 SEC)**

F—Franklin Williams, 7.9 ppg, 4.2 rpg  
 C—Pat Burke, 11.0 ppg, 7.0 rpg  
 G—Wes Flanigan, 11.0 ppg, 4.5 rpg  
 G—Daymeon Fishback, 7.8 ppg, 2.5 rpg  
 G—Doc Robinson, 6.2 ppg, 3.1 rpg  
 Top Subs—Bryant Smith 8.1 ppg, 4.2 rpg; Derek Caldwell 5.8 ppg, 1.9 rpg; Alvin Jefferson 4.3 ppg, 4.1 rpg; Mamadou N'diaye 3.0 ppg, 2.5 rpg

**1997-98 (16-14, 7-9 SEC)**

F—Bryant Smith, 13.3 ppg, 6.6 rpg  
 F—Franklin Williams, 7.4 ppg, 3.8 rpg  
 C—Mamadou N'diaye, 8.0 ppg, 6.9 rpg  
 G—Doc Robinson, 12.4 ppg, 4.4 rpg  
 G—Scott Pohlman, 10.6 ppg, 2.6 rpg  
 Top Subs—Daymeon Fishback 6.9 ppg, 3.2 rpg; Adrian Chilliest, 2.4 ppg, 3.5 rpg; Randy Hughes 7.1 ppg, 5.8 rpg; Derek Caldwell 3.4 ppg, 1.2 rpg

**1998-99 (29-4, 14-2 SEC • Champions)**

F—Chris Porter, 16.0 ppg, 8.6 rpg  
 F—Bryant Smith, 11.0 ppg, 6.2 rpg  
 C—Mamadou N'diaye, 7.2 ppg, 7.5 rpg  
 G—Doc Robinson, 11.5 ppg, 5.0 rpg  
 G—Scott Pohlman, 11.8 ppg, 2.2 rpg  
 Top Subs—Jay Heard, 6.2 ppg, 2.2 rpg; Mack McGadney, 5.1 ppg, 3.1 rpg; Daymeon Fishback, 4.5 ppg, 2.2 rpg; Reggie Sharp, 3.5 ppg, 1.2 rpg; Adrian Chilliest, 1.7 ppg, 2.5 rpg

**1999-2000 (24-10, 9-7 SEC)**

F—Chris Porter, 14.6 ppg, 7.3 rpg  
 C—Mamadou N'diaye, 8.9 ppg, 7.9 rpg  
 G—Daymeon Fishback, 9.6 ppg, 4.1 rpg  
 G—Doc Robinson, 11.5 ppg, 5.1 rpg  
 G—Scott Pohlman, 9.9 ppg, 2.3 rpg  
 Top Subs—Mack McGadney, 7.2 ppg, 4.8 rpg; Marquis Daniels, 4.5 ppg, 2.6 rpg; Jay Heard, 3.6 ppg, 3.2 rpg; Reggie Sharp, 3.2 ppg; Jamison Brewer, 2.3 ppg, 1.9 rpg

**2000-01 (18-14, 7-9 SEC)**

F—Marquis Daniels, 15.7 ppg, 7.0 rpg  
 C—Kyle Davis, 4.8 ppg, 5.9 rpg, 2.8 bpg  
 G—Adam Harrington, 15.5 ppg, 4.3 rpg  
 G—Scott Pohlman, 12.5 ppg, 2.2 rpg  
 G—Jamison Brewer, 8.4 ppg, 7.2 rpg, 5.8 rpg  
 Top Subs—Mack McGadney, 15.0 ppg, 8.3 rpg (only played 8 games, tore ACL); Lincoln Glass, 7.2 ppg; Abdou Diame, 7.0 ppg, 3.3 rpg; Reggie Sharp, 2.1 ppg

**2001-02 (12-16, 4-12 SEC)**

F—Marquis Daniels, 11.6 ppg, 5.3 rpg  
 C—Kyle Davis, 5.6 ppg, 5.1 rpg, 3.3 bpg  
 G—Adam Harrington, 10.1 ppg, 3.5 rpg  
 G—Derrick Bird, 10.6 ppg, 3.2 rpg  
 G—Lewis Monroe, 2.7 ppg, 2.2 rpg, 2.5 rpg  
 Top Subs—Brandon Robinson, 8.5 ppg, 5.2 rpg;

Marco Killingsworth, 7.8 ppg, 4.2 rpg

**2002-03 (22-12, 8-8 SEC)**

F—Marquis Daniels, 18.4 ppg, 6.2 rpg  
 F—Marco Killingsworth, 13.3 ppg, 6.4 rpg  
 C—Kyle Davis, 6.3 ppg, 5.9 rpg, 3.7 bpg  
 G—Derrick Bird, 9.8 ppg, 2.9 rpg  
 G—Lewis Monroe, 6.2 ppg, 2.4 rpg, 3.3 rpg  
 Top Subs—Brandon Robinson, 8.2 ppg, 4.5 rpg; Nathan Watson, 5.9 ppg, 3.2 rpg

**2003-04 (14-14, 5-11 SEC)**

F—Brandon Robinson, 12.0 ppg, 6.7 rpg  
 F—Marco Killingsworth, 13.7 ppg, 6.9 rpg  
 C—Kyle Davis, 6.5 ppg, 6.8 rpg, 2.6 bpg  
 G—Ian Young, 10.0 ppg, 2.3 rpg, 2.4 rpg  
 G—Lewis Monroe, 6.1 ppg, 3.6 rpg, 1.5 rpg  
 Top Subs—Nathan Watson, 7.5 ppg, 2.7 rpg; Quinnel Brown 7.1 ppg, 3.0 rpg; Ronny LeMelle 6.0 ppg, 2.1 rpg; Troy Gaines 3.8 ppg; Dwayne Curtis 2.9 ppg, 2.3 rpg

**2004-05 (14-17, 4-12 SEC)**

F—Quinnel Brown, 12.8 ppg, 6.0 rpg  
 G—Toney Douglas, 16.9 ppg, 5.3 rpg  
 G—Ian Young, 13.3 ppg, 4.1 rpg, 4.0 rpg  
 G—Nathan Watson, 11.3 ppg, 5.7 rpg  
 G—Daniel Hayles, 6.0 ppg, 3.1 rpg  
 Top Subs—Frank Tolbert, 6.9 ppg, 3.0 rpg; Ronny LeMelle (only played 4 games, INJ)

**2005-06 (12-16, 4-12 SEC)**

F—Korvotney Barber, 6.8 ppg, 4.8 rpg  
 G—Ronny LeMelle, 12.8 ppg, 3.8 rpg  
 G—Rasheem Barrett, 11.1 ppg, 3.0 rpg  
 G—Frank Tolbert, 9.1 ppg, 3.5 rpg  
 G—Quantez Robertson, 8.0 ppg, 4.6 rpg, 4.1 rpg  
 Top Subs—Josh Dollard, 9.1 ppg, 4.4 rpg; Daniel Hayles, 5.8 ppg, 3.1 rpg

**2006-07 (17-15, 7-9 SEC)**

F—Josh Dollard, 12.5 ppg, 7.0 rpg  
 F—Korvotney Barber, 11.3 ppg, 6.6 rpg  
 F—Quan Prowell, 12.0 ppg, 5.3 rpg  
 G—Frank Tolbert, 11.8 ppg, 4.8 rpg  
 G—Quantez Robertson, 8.2 ppg, 5.1 rpg  
 G—Rasheem Barrett, 11.0 ppg, 3.9 rpg  
 G—DeWayne Reed, 5.4 ppg, 3.0 rpg

**2007-08 (14-16, 4-12 SEC)**

F—Quan Prowell, 15.0 ppg, 6.3 rpg  
 F—Korvotney Barber, 13.8 ppg, 6.9 rpg  
 G—Frank Tolbert, 13.4 ppg, 5.2 rpg  
 G—Quantez Robertson, 7.8 ppg, 4.1 rpg  
 G—Rasheem Barrett, 13.6 ppg, 4.0 rpg  
 G—DeWayne Reed, 8.9 ppg, 3.7 rpg  
 F—Lucas Hargrove, 7.8 ppg, 4.4 rpg

**2008-09 (24-12, 10-6 SEC)**

F—Korvotney Barber, 12.8 ppg, 9.6 rpg  
 G—DeWayne Reed, 13.2 ppg, 2.6 rpg



**All-Time Lineups (1950-2013)**

G—Tay Waller, 12.1 ppg, 2.8 rpg  
 G—Rasheem Barrett, 9.9 ppg, 3.5 rpg  
 G—Quantez Robertson, 6.0 ppg, 3.9 rpg, 3.2 apg  
 Top Subs—Lucas Hargrove, 8.1 ppg, 5.3 rpg;  
 Frankie Sullivan, 7.6 ppg, 1.9 rpg; Brendon Knox,  
 2.5 ppg, 1.7 rpg; Johnnie Lett, 2.8 ppg, 3.4 rpg

**2009-10 (15-17, 6-10 SEC)**

F—Lucas Hargrove, 12.8 ppg, 7.0 rpg  
 F—Johnnie Lett, 1.9 ppg, 3.2 rpg  
 G—DeWayne Reed, 16.2 ppg, 4.3 apg  
 G—Tay Waller, 15.3 ppg, 3.8 rpg  
 G—Frankie Sullivan, 12.7 ppg, 3.7 rpg  
 Top Subs—Brendon Knox, 8.7 ppg, 3.9 rpg  
 Earnest Ross, 2.8 ppg, 3.0 rpg; Kenny Gabriel, 2.8  
 ppg, 1.4 rpg; Andre Malone, 2.7 ppg, 1.9 rpg; Ty  
 Armstrong, 2.0 ppg, 1.6 rpg

**2010-11 (11-20, 4-12 SEC)**

F—Rob Chubb, 7.6 ppg, 3.8 rpg  
 F—Kenny Gabriel, 10.3 ppg, 5.8 rpg  
 G—Earnest Ross, 13.1 ppg, 6.6 rpg  
 G—Josh Wallace, 5.7 ppg, 3.9 apg, 1.7 spg  
 G—Allen Payne, 5.6 ppg, 2.9 rpg  
 Top Subs—Frankie Sullivan, 8.2 ppg, 3.0  
 apg, 2.5 spg; ; Chris Denson, 5.9 ppg, 1.6 rpg;  
 Josh Langford, 4.6 ppg, 2.6 rpg; Adrian Forbes,  
 3.6 ppg, 2.7 rpg; Tony Neysmith, 2.4 ppg, 1.4  
 apg, 1.3 rpg

**2011-12 (15-16, 5-11 SEC)**

F—Kenny Gabriel, 12.2 ppg, 7.3 rpg, 2.3 bpg  
 F—Allen Payne, 4.3 ppg, 4.0 rpg  
 C—Rob Chubb, 8.1 ppg, 5.1 rpg  
 G—Josh Wallace, 3.4 ppg, 2.2 apg, 1.3 rpg  
 G—Frankie Sullivan, 12.6 ppg, 3.9 rpg,  
 2.3 apg, 1.4 spg  
 Top Subs—Varez Ward, 9.0 ppg, 3.8 apg,  
 3.1 rpg; Chris Denson, 8.7 ppg, 1.8 rpg, 1.1 apg;  
 Josh Langford, 5.2 ppg, 2.1 rpg; Adrian Forbes,  
 2.4 ppg, 3.0 rpg; Noel Johnson, 2.1 ppg, 1.5  
 rpg; Willy Kouassi, 1.6 ppg, 2.6 rpg

**2012-13 (9-23, 3-15 SEC)**

F—Allen Payne, 7.7 ppg, 4.6 rpg  
 C—Rob Chubb, 8.8 ppg, 6.6 rpg  
 G—Shaquille Johnson, 5.3 ppg, 3.0 rpg  
 G—Frankie Sullivan, 14.5 ppg, 2.8 apg  
 G—Josh Wallace, 4.1 ppg, 2.8 apg  
 Top Subs—Chris Denson, 11.9 ppg, 3.0  
 rpg; Jordan Prcie, 5.4 ppg, 1.8 rpg; Asauhn  
 Dixon-Tatum, 3.7 ppg, 4.4 blks

**2013-14 (14-16, 6-12 SEC)**

F—Allen Payne, 7.6 ppg, 5.4 rpg  
 C—Asauhn Dixon-Tatum, 6.0 ppg, 6.0 rpg  
 G—KT Harrell, 18.3 ppg, 4.0 rpg  
 G—Chris Denson, 19.1 ppg, 4.3 rpg  
 G—Tahj Shamsid-Deen, 9.5 ppg, 2.9 apg  
 Top Subs—Dion Wade, 3.0 ppg; Malcolm  
 Canada, 2.8 ppg, Matthew Atewe, 1.5 ppg, 3.4 rpg

**All-Time Lettermen (1906-2013)**

*This is the "official list" of Auburn basketball lettermen. Corrections and additions are encouraged. Please send correspondence to: Dan Froehlich, P.O. Box 351, Auburn, AL 36830 / froehdp@auburn.edu.*

**A•A•A**

Adams, Jeff 1977-78-79  
 Akin, J.C. 1926-27-28  
 Aihe, Francis 2009  
 Alexander, Bill 1968-69-70 (C)  
 Anthony, Benny 1977-78-79-80  
 Ariail, D.W. 1932-33-34 (C)  
 Armstrong, Ty 2010-11  
 Arnold, Jamaal 2003  
 Arnold, William 1914  
 Arnold, Zane 1989-90-91(C)  
 Arthur, R.A. 1933  
 Ash, Tim 1970-71  
 Atewe, Matthew 2014  
 Austin, Greg 1970

**B•B•B**

Baggett, Matt 2002  
 Banks, Earl 1978-79-80-81 (C)  
 Banks, Michael (mgr.) 2014  
 Barber, Korvotney 2006-07-08-09(C)  
 Barker, Charlton 1999-2000-01-02  
 Barkley, Charles 1982-83-84  
 Barks, Earl 1924-25  
 Barks, Hub 1918-19-20-21  
 Barlow, Keydrick (mgr.) 2008-11  
 Barnes, Woodrow 1934-35-36  
 Barnhizer, Mark 1977-79  
 Barrett, Rasheem 2006-07-08-09  
 Battle, Ronnie 1990-91-92-93  
 Baugh, Stephen (mgr.) 2008-09-10-11  
 Bearden, J.B. 1958  
 Beasley, Bob 1920  
 Beasley, Jeremy 1997  
 Beatty, Travis 1953  
 Beavers, Tim 1972-73-74  
 Bedgood, Lance (mgr.) 2000  
 Bickerstaff, Donald 1945  
 Bird, Derrick 2002-03 (C)  
 Blackwell, John 1962-63-64 (C)  
 Bolden, Pepto 1974-75-76 (C)  
 Bolling, Rick 1982-83  
 Bond, Bobby 1973-74-75-76  
 Boozer, Cameron 1992  
 Bota, Marin 2001  
 Bowen, Sam 1958  
 Bracy, Wayne 1975-76-77-78  
 Brandt, Chris 1989-90-91-92 (C)  
 Brawner, Roy 1948-49-50-51 (C)  
 Brewer, Jamison 2000-01  
 Bridges, O.W. 1917-18  
 Brooks, Ryan 2007-08  
 Brown, Earnest 1996  
 Brown, L.C. 1934-35  
 Brown, Nick (mgr.) 1988-89-90-91-92  
 Brown, Quinell 2004-05 (C)

Buisson, Bobby 1965-66-67 (C)  
 Burbage, Jesse 1915-16  
 Burgess, Quinton 1945-46  
 Burgess, Thad 1979  
 Burke, Pat 1994-95-96-97 (C)  
 Burke, T.G. 1911-12  
 Burleson, R.A. 1909  
 Burnett, John 1962-63  
 Burton, Herbert 1943  
 Butcher, Donnie 1983

**C•C•C**

Cahill, Mark 1981-82-83-84  
 Caldwell, Derek 1996-97-98  
 Calton, Donny 2000-01-02-03  
 Cameron, Joey 2006  
 Campbell, Scott 2005  
 Canada, Malcolm 2014  
 Canzoneri, A.G. 1941-42-43 (C)  
 Card, Lewis 1979  
 Cardwell, Kim (mgr.) 1982  
 Carley, Ryan (mgr.) 2012  
 Carpenter, Keenan 1988-89  
 Cart, Larry 1963  
 Carter, Kenny 1980  
 Carter, Wilmer 1915-16  
 Cattage, Bobby 1978-79-80-81  
 Caylor, John 1987-88-90-91 (C)  
 Chandler, Terry 1956-57-58  
 Chapman, Larry 1962-63-64 (C)  
 Childers, Edron 1937-38  
 Chilliast, Adrian 1996-97-98-99  
 Christian, Mike 1972-73-74 (C)  
 Christian, Tim 1967  
 Chubb, Rob 2010-11-12-13  
 Clark, Reid 1995-96  
 Clements, E.E. 1913-14-15  
 Cochran, John 1952-53-54  
 Coleman, Thomas 1957  
 Cook, D. 1914  
 Cook, F. 1913  
 Cooper, Scott (mgr.) 2000-01  
 Corley, Chris (mgr.) 1992-93-94-95  
 Costner, Jim 1994-95  
 Cowart, Pat 1970-71  
 Cox, Dan 1974-75  
 Craft, Collier (mgr.) 2002  
 Creel, Eugene M. 1923-24  
 Crew, W.R. 1936  
 Croker, D.C. 1907  
 Culverhouse, H.G. 1909  
 Cunningham, Cole (mgr.) 2007-08  
 Cunningham, David 1975  
 Curlee, A.D. 1936-37-39  
 Curtis, Dwayne 2004

**D•D•D**

Daniel, Ryan 2005  
 Daniels, Marquis 2000-01-02-03(C)  
 Daniels, Paul 1981-82-83-84  
 Davis, Aundrae 1987  
 Davis, Chris 1995  
 Davis, J.E. 1911





## All-Time Lettermen (1906-2013)

Davis, Kyle 2001-02-03-04 (C)  
 Davis, Leroy 1995  
 Dawson, Bill 1951  
 Dawson, William 1947  
 Dean, Myers (mgr.) 2008-09-10-11  
 DeFore, Lee 1964-65-66 (C)  
 Dennison, Derrick 1987-88-89-90 (C)  
 Denson, Chris 2011-12-13-14  
 Derozan, Kyle 2005  
 Devaney, Jim 1980  
 Deschamps, Dale 1975-76  
 Diame, Abdou 2001  
 Diamond, Jim 1954-55-56  
 Dickinson, R.A. 1940  
 Dixon-Tatum, Asauhn 2013-14  
 Dollard, Josh 2006-07  
 Donald, Ray 1995-96 (C)  
 Dooley, Vince 1952  
 Douglas, Toney 2005  
 Dowell, William 1922  
 Dreyfus, S.C. 1908  
 Drum, Jake 2009-10-11-12  
 Dryer, T.B. 1907-08  
 Dubose, Frank 1927-28-29  
 Dudley, Charles 1922-23 (C)  
 Ducote, R.J. 1916-18  
 Duke, Jesse 1922-23-24  
 Dunbar, Robert 1941  
 Duncan, Benton 1948-49  
 Duncan, J.R. 1912-14  
 Dundley, Charley 1920

**E•E•E**

Eaddy, Bill 1989  
 Eaves, Joel 1935-36-37 (C)  
 Edun, Moses 2004-05-06  
 Edwards, Thomas H., Jr. 1937-38-39  
 Ellis, Frank H. 1934  
 Ellis, G.J. 1926-27-28  
 England, Gary 1971-72-73 (C)  
 Evans, G.D. 1925  
 Evans, G.P. 1926  
 Evola, Harrison (mgr.) 2014

**F•F•F**

Faircloth, Tee 1966-67  
 Farish, J.P., Jr. 1951-52-53 (C)  
 Fells, Orenn 2001  
 Fenn, Robert 1952-53  
 Fenton, W.V. 1934  
 Fibbe, Jimmy 1959-60-61 (C)  
 Fibbe, Tommy 1964-65-66  
 Fickling, William A. 1952-53-54  
 Finney, C.E. 1943  
 Fishback, Daymeon 1997-98-99-00  
 Fitten, Sam 1982  
 Flanigan, Wes 1994-95(C)-96(C)-97(C)  
 Floyd, John (mgr.) 75-76-77-78  
 Floyd, M.H. 1916-17-18-19  
 Forbes, Adrian 2011-12  
 Forbes, C.M. 1914-15  
 Ford, Frank 1984-85-86-87  
 Franklin, Jim (mgr.) 1986

Frederick, Rex 1957-58-59 (C)  
 Fucci, Dom 1976  
 Fuller, Herbert 1945

**G•G•G**

Gabriel, Kenny 2010-11-12  
 Gaines, Troy 2003-04-05  
 Gallina, Ted (mgr.) 1992-93-94  
 Gallon, Reggie 1990-91-92-93 (C)  
 Gardner, David (mgr.) 1998-99-00  
 Geiger, Matt 1988-89  
 Gibson, D. 1907-08  
 Gibson, Ray 1938-39-40  
 Gilbert, Porter 1959-60-61 (C)  
 Givan, Alex (mgr.) 2005-06  
 Glasgow, Jack 1948-49-50-51  
 Glass, Lincoln 2001  
 Godfrey, Gary 1982-85-86  
 Godfrey, Julian (mgr.) 2006-07  
 Gomillion, John 1998  
 Gordy, J. 1910  
 Gordy, S. 1909  
 Gray, W.R. 1925-26  
 Granger, Jordon 2013-14  
 Gregory, Bill 1956-57-59  
 Greene, Jr., Brian 2013  
 Greene, Herbert 1964-65-66  
 Griциunas, Benas 2014  
 Groover, Ray 1959-60-61  
 Guest, Darren 1985  
 Guy, Freddie 1963 (C)

**H•H•H**

Hahn, Fred 1922-23-24 (C)  
 Hahn, Hub 1918-19-20-21  
 Hall, S. 1909  
 Hall, S.S. 1926-27  
 Hall, W.H. 1917-18  
 Hall, W.R. 1917  
 Hamilton, David 1999  
 Hankton, Kirt 1989  
 Haralson, Melvin 1986-87  
 Hargrove, Lucas 2007-08-09-10 (C)  
 Harrell, KT 2014  
 Harrington, Adam 2001-02 (C)  
 Harris, Henry 1970-71-72 (C)  
 Harrison, Joe 1922-23-24 (C)  
 Hart, Henry 1957-59-60 (C)  
 Hart, Jerry (mgr.) 1960  
 Hart, Taylor 1979  
 Hatfield, L.L. 1930-31-32 (C)  
 Hawkins, E.A. 1940-41-42  
 Hayes, Earl 1982-83  
 Hayles, Daniel 2005-06  
 Haynes, Doyle 1954  
 Head, Alan (mgr.) 2002  
 Heard, Jay 1999-2000  
 Helmlinger, John 1960-61-62  
 Henderson, Ted 1977  
 Henry, Lamar 1964  
 Henson, Byron 1980-81-82-83  
 Heramb, Matt 2007-08  
 Hester, Dustin 1989

Hill, Edward 1947  
 Hill, George 1948-49-50-51  
 Hill, Howard 1922  
 Hitt, Dwight 1950  
 Hoehle, Gene 1950  
 Holland, Carey 1984-85  
 Holmes, C.J. 2013-14  
 Holmes, J.C. 1937-38-39  
 Hood, Jeffrey (mgr.) 2003  
 Hopkins, Sam (mgr.) 2012-13  
 Hordges, Cedrick 1976-77  
 Howard, Terrance 1985-86-87-88  
 Howell, Alex 1967-68 (C)  
 Howell, Brett 2005-06  
 Howell, Rex 1966  
 Hudson, J.T. 1917  
 Hughes, Randy 1998  
 Huff, John 1939-40  
 Hurt, David 1967-68-69  
 Hutton, Mark 1993

**I•I•I**

Ingram, Billy Bob 1962-63

**J•J•J**

Jackson, Ron 1968-69-70  
 Jacobs, Dan (mgr.) 1968-69  
 James, Ebb 1927-28  
 James, Fob 1926-27-28 (C)  
 James, Louie 1928-29-30  
 James, Tim 1982  
 Jasquith, Andre 1995  
 Jefferson, Alvin 1996  
 Jenkins, George 1932-33  
 Johns, Layton 1960-61-62-63 (C)  
 Johnson, Albert 1972-73  
 Johnson, Bob 1969  
 Johnson, Chris (mgr.) 2013  
 Johnson, Eddie 1974-75-76 (C)  
 Johnson, J.L. 1943  
 Johnson, Noel 2012-13  
 Johnson, Shaquille 2013  
 Johnston, Manley 1958  
 Jones, Bruce 1923-24  
 Jones, C.A. 1916-17  
 Jones, Frank 1906  
 Jones, Matt (mgr.) 2011  
 Jones, Mike 1986-87  
 Jones, Mike (mgr.) 1986  
 Jones, Rob 1985-86-87  
 Jones, Willie 1992  
 Jordan, J.R. 1930-31-32 (C)  
 Joyce, Rod 1992-93

**K•K•K**

Kaley, C.P. 1931-32-33 (C)  
 Kaley, W.E. 1925-27  
 Keel, Tim (mgr.) 2005-06-07  
 Kemp, John (mgr.) 1986  
 Kidd, Adam (mgr.) 2001  
 Killingsworth, Marco 2002-03-04  
 Kinlaw, D.C. 1948  
 Kirkland, Dan 1971-72



## All-Time Lettermen (1906-2013)

Kirkland, K. Mack 1962-63  
 Kirkpatrick, Bill 1953-54-55 (C)  
 Kitchens, Brad (mgr.) 1982  
 Knox, Brendon 2009-10  
 Kosmala, Daniel (mgr.) 2012  
 Kouassi, Willy 2012  
 Krezminski, Ted 1946  
 Krivacs, Jim 1975

**L•L•L**

Lacey, J.E. 1912-13  
 Lacey, W.M. 1906-07  
 Lacy, John 1920  
 Lancaster, Rod 1945-46  
 Lanford, Dan 1948-49-50-51 (C)  
 Langford, Josh 2011-12  
 Lassiter, Jack 1921  
 Lawson, H.B. 1930-31-32  
 Lawson, Scott (mgr.) 1991-92  
 Leapheart, Al 1970-71-72  
 Lee, Jason (mgr.) 2003-04-05  
 Lee, Jimmy 1957-58-59 (C)  
 LeMelle, Ronny 2004-05-06 (C)  
 Leonard, Jimmy 1960-61  
 Lett, Johnnie 2009-10  
 Lewis, Johnathan 2001-03-04  
 Lewis, Kelvin 2007  
 Locke, T.C. 1909-10  
 Lockhart, Darrell 1980-81-82-83 (C)  
 Lollar, Chris 2003-04  
 Louisell, William 1915  
 Loyless, Jimmy Ray (mgr.) 1973-74-75-76  
 Lumpkin, T.W. 1930-31-32  
 Luquire, Adam 2007-08  
 Lynn, Bill 1949-50 (C)  
 Lynn, Johnny 1985-86-87-88

**M•M•M**

Mack, Kendell 1998  
 Magri, Ernie 1972-73  
 Major, E.A. 1909-10-11-12-13  
 Malone, Andre 2010  
 Mancini, Frank 1940-41-42  
 Mandula, Bob 1973-74  
 Martello, Vince 1981  
 Martin, James 1952-53-54  
 Martin, Terry 1984  
 Mason, Sam 1933  
 Mastin, Alex (mgr.) 2012-13  
 Mays, Bob (mgr.) 1960  
 McAfee, Emmett 1949  
 McCullough, John (mgr.) 1972-73-74  
 McFadden, Jeffrey 1987  
 McFadden, Frank 1918-19-20-21  
 McGadney, Mack 1999-2000-01-02  
 McGrew, Roy 1979  
 McGriff, Bill 1956-57-58  
 McKelvy, Cornelius 1947  
 McKie, Robert 1989-91  
 McKinney, W.R. 1925-26  
 McKinney, Wallace 1922-23-24  
 McKinney, William 1924-25  
 McKissick, Rex 1936-37-38 (C)

McLeod, Michael (mgr.) 2000-01-02  
 McMahan, Warren 1933-34  
 McManus, Bayward 1958-59  
 Meagher, John 1945  
 Mengelt, John 1969-70-71  
 Merrell, Doug 2011  
 Miaway, Archie 2007  
 Miller, Jeff (mgr.) 1979  
 Miller, Bob 1966-68  
 Miller, Robert 1953-54 (C)  
 Miles, David (mgr.) 1979  
 Millsap, Joe 1966-67  
 Mitchell, Dwayne 2002  
 Mitchell, Joe Bob 1935-36  
 Mitchell, Mike 1975-76-77-78 (C)  
 Mobberly, W.C. 1948-49-50-51  
 Monroe, Lewis 2002-03-04  
 Montgomery, Jimmy 1965-66  
 Moon, Glen 1974-75-76  
 Moore, Jeff 1985-86-87-88  
 Morgan, Malvern 1937-38-39  
 Morris, Chris 1985-86-87-88  
 Mosteller, Odell 1982-83  
 Motley, Marvin 1941-42  
 Mullendore, Gary 1971-72  
 Mullins, H.L. 1928-29  
 Mummert, Gordon 1952-53-54-55  
 Mumphord, Alvin 1980-81-82-83 (C)  
 Murdock, D.N. 1912

**N•N•N**

Naftel, James 1957  
 N'diaye, Mamadou 1997-98-99-00  
 Neal, Heath (mgr.) 1997-98-99-00  
 Nelson, Rolland 1955-56  
 Newell, Olin 1914  
 Newton, Joe 1963-64-65  
 Neysmith, Tony 2010-11-12  
 Nixon, Glenn 1948-49  
 Noble, A.J. 1913  
 Norman, Mandy 1921  
 Norris, Moochie 1995 (C)

**O•O•O**

O'Cain, Richard 1946-47  
 O'Connor, Michael 2005  
 O'Daniel, Curtis 1964  
 O'Donnell, James 1953-54-55-56 (C)  
 Ohman, Brooks (mgr.) 2013-14  
 Oliver, David (mgr.) 1995-96-97  
 Ondr, Rob (mgr.) 2000-01  
 Osberry, Robert 1973-74  
 Owens, Brandon (mgr.) 1998

**P•P•P**

Page, Josey (mgr.) 1956-67  
 Pappas, Ernest 1937  
 Parker, T.F. 1909-10  
 Parks, Ben E. 1942  
 Pate, Roy 1930  
 Patrick, Larry 1990-91  
 Patrick, Myles 1975-76-77-78  
 Payne, Allen 2011-12-13-14

Payne, William 1914-15-16  
 Pearson, Chris (mgr.) 2000  
 Pearson, J. Tim 1964-65  
 Pederson, Alex (mgr.) 2008  
 Pellar, Nick 2013  
 Pendleton, Jason (mgr.) 1995-96-97  
 Perry, Tom 1967-68-69 (C)  
 Person, Adrian 1999  
 Person, Chuck 1983-84-85-86  
 Person, Wesley 1991-92-93-94 (C)  
 Petrone, Chas (mgr.) 2010-11-12-13  
 Pietkiewicz, Stan 1975-76-77-78 (C)  
 Pohlman, Scott 1998-99-2000-01(C)  
 Poindexter, Frank 1980-81-82  
 Poole, James (mgr.) 1982-83  
 Porter, Chris 1999-2000 (C)  
 Porter, Will (mgr.) 2005-06-07  
 Posey, Leon 1960-61-62  
 Powell, Jack 1946-47 (C)  
 Powers, Kirk 1978-79  
 Price, Bubba 1977-78-79-80 (C)  
 Price, Jordan 2013  
 Price, Randy 1982  
 Pridgen, Dan 1949-50-51  
 Prowell, Quan 2007-08  
 Purcell, William (mgr.) 1974

**Q•Q•Q**

Quick, Ronnie 1966-67  
 Quinney, George 1934

**R•R•R**

Redd, Albert 1920  
 Redding, Gary 1973-74-75-76 (C)  
 Reed, DeWayne 2007-08-09-10  
 Remillard, Jason (mgr.) 1997-98-99-00  
 Retseck, Jim 1971-72  
 Rice, T.J. 2011-12  
 Ridenhour, Jacob (mgr.) 1993-94-95  
 Robertson, Quantez 2006-07-08-09(C)  
 Robinson, Ardith 1949  
 Robinson, Brandon 2002-03-04  
 Robinson, Clifton 1998  
 Robinson, Doc 1997-98(C)-99(C)-00 (C)  
 Rodgers, Hugh 1936  
 Rogers, Chris 2005  
 Ross, Bill 1960-61-62 (C)  
 Ross, Earnest 2010-11  
 Russell, Erskine 1947-48

**S•S•S**

Salter, John 1963  
 Samples, Tyrone 1957-58-59  
 Sanderson, Jack 1946  
 Savage, Zack 1923  
 Sawyer, Bill 1981-82  
 Scarbrough, L.A. 1909-10-11-12  
 Siebert, Robert 1946  
 Shamsid-Deen, Tahj 2013-14  
 Sharp, Reggie 1999-2000-01(C)  
 Shelby, Matt (mgr.) 2002-03-04-05  
 Shepperd, Brian 1983  
 Shetler, Carl 1968-69-70 (C)



## All-Time Lettermen (1906-2013)

Simmons, Eric "Butch" 1975-76  
 Sindler, Frank J. 1933  
 Slaughter, T.R. 1927  
 Slayden, Herb 1955  
 Slayden, Kay 1954-55-56  
 Smith, A.L. 1928  
 Smith, Abe 1999-2000  
 Smith, Bryant 1996-97-98-99 (C)  
 Smith, Drew 2006-07-08  
 Smith, Dudley 1998  
 Smith, Leonard 1994  
 Smith, Ralph 1971-72-73  
 Smith, Richard 1990  
 Smith, William 1972  
 Snyder, E. 1926  
 Spencer, Dylan 2010-11-12-13  
 Spencer, Howard 1984-85  
 Springfield, Mike 1995-96  
 Stapler, Scott (mgr.) 1995-96  
 Stapleton, Bobby 1945  
 Steed, George 1914-15-16  
 Sterling, Joseph 1947-48-49  
 Stewart, Jack 1930-31-32  
 Stockelberg, Frank K. 1924  
 Stone, Noah (mgr.) 1993-94  
 Strange, George 1935  
 Streetman, J.P. 1939-40  
 Streit, J.B. 1911  
 Strickland, Auby 1917  
 Strickland, Trey (mgr.) 2006-07  
 Strickland, Vern 1984-86  
 Stringer, Eric 1978-79-80-81  
 Stuart, Shawn 1993-94  
 Sturkie, Henry 1954-55-56-57 (C)  
 Sullivan, Frankie 2009-10(C)-11-12(C)-13(C)  
 Sutton, Brent 1972-73  
 Swinson, Aaron 1992-93-94 (C)

**T•T•T**

Tanner, Jack 1942  
 Taylor, George 1914  
 Taylor, Mitch 1992  
 Thigpen, James 1916  
 Thomas, Darrell 1985  
 Thomas, Emmett 1975  
 Thomas, Phillip 1996  
 Thomas, Randy 1965  
 Thompson, Alex 2014  
 Thorington, Garrett (mgr.) 2006-07  
 Tinker, Billy 1961-62-63-64  
 Tinker, Wally 1967-68-69 (C)  
 Tolbert, Frank 2005-06(C)-07-08  
 Tolbert, Jimbo (mgr.) 2000-01  
 Trapp, J.H. 1919  
 Trawick, Garreth(mgr.)2008-09-10-11  
 Tucker, Bobby 1956-57-58  
 Tucker, Rodney 2003-04  
 Turner, Greg 1981-82-83-84  
 Turner, Herman (mgr.) 2001-02-03-04  
 Turner, Jack 1952-53-54  
 Turner, Rodney 1985  
 Tyler, David (mgr.) 1988-89-90-91

**V•V•V**

Vaughn, David 1959-60-61  
 Veal, Inman 1952  
 Vines, J.A. 1929  
 Valavicius, Rich 1979 (C)-80 (C)

**W•W•W**

Waddell, Devin 2014  
 Wade, Dion 2014  
 Wade, Jimmy 1918-19-20-21  
 Wade, Jonathan (mgr.) 2014  
 Wadsworth, F.A. 1943  
 Waites, Harold 1945  
 Walker, Jimmy 1969-70-71 (C)  
 Walker, Randall 1966-69  
 Wallace, Josh 2010-11-12-13  
 Waller, Tay 2009-10  
 Walter, Bill 1950-51  
 Walther, Paul 1946  
 Walton, Jamarrus 2013  
 Ware, R.Y. 1906-07-08  
 Ware, W.J. 1925  
 Watkins, Corey 1999  
 Watkins, Walter 1914  
 Watson, Nathan 2002-03-04-05 (C)  
 Webb, Bianca (mgr.) 2014  
 Weems, Lance 1993-94-95(C)-96(C)  
 Weldon, Roger 1950-51-52 (C)  
 Welsh, Richie 1984  
 West, Harold 1945  
 Westbrook, Stephen (mgr.) 2012  
 Whigham, Byrd 1954-55  
 Whitaker, H. 1906-07  
 White, Gerald 1984-85-86-87  
 Wicke, Danny 2003-04  
 Wiley, Aubrey 1993-94  
 Williams, Frank 1942-43  
 Williams, Frank 1947 (C)  
 Williams, Franklin 1995-96-97-98 (C)  
 Williams Jr., Larry 2008-09-10  
 Williams, Ray 1946-47-48 (C)  
 Wills, Bob 1968-69  
 Wilson, W.P. 1917  
 Wood, Jim 1948  
 Woodruff, C.W. 1906-07-08  
 Worrill, Jamie 1913  
 Wrencher, Champ 1989-90-91-92 (C)  
 Wright, T.P. 1911

**Y•Y•Y**

York, Bobby 1970  
 Young, B.E. 1943  
 Young, Ian 2004-05 (C)

(C) *Captain*



## All-Time Numerical Roster (Since 1936)

|                               |  |
|-------------------------------|--|
| <b>0</b>                      |  |
| Asaunh Dixon-Tatum (2013-14)  |  |
| Josh Langford (2011-12)       |  |
| <b>00</b>                     |  |
| Kerry Harvis (2006)           |  |
| Byron Bell (1993)             |  |
| Paul Daniels (1981-84)        |  |
| <b>1</b>                      |  |
| KT Harrell (2013-14)          |  |
| Varez Ward (2012)             |  |
| Andre Malone (2010)           |  |
| Korvotney Barber (2009)       |  |
| Frank Tolbert (2005-08)       |  |
| <b>2</b>                      |  |
| Allen Payne (2011-14)         |  |
| Archie Miaway (2007)          |  |
| Daniel Hayles (2005-06)       |  |
| Abdou Diame (2001-02)         |  |
| <b>3</b>                      |  |
| Chris Denson (2011-14)        |  |
| Josh Dollard (2006-07)        |  |
| Ian Young (2004-05)           |  |
| Marquis Daniels (2000-03)     |  |
| Reggie Sharp (1999)           |  |
| Earnest Brown (1996-97)       |  |
| Jim Costner (1994-95)         |  |
| Champ Wrencher (1990-92)      |  |
| Kirt Hankton (1989)           |  |
| Byron Henson (1980-83)        |  |
| Taylor Hart (1948-50)         |  |
| <b>4</b>                      |  |
| Devin Waddell (2014)          |  |
| Dylan Spencer (2013)          |  |
| Lucas Hargrove (2007-10)      |  |
| Emanuel Willis (2006)         |  |
| Marco Killingsworth (2002-04) |  |
| Chris Porter (1999-2000)      |  |
| Derek Caldwell (1998)         |  |
| Chris Davis (1995-96)         |  |
| Aaron Swinson (1992-94)       |  |
| Lewis Card (1979-80)          |  |
| Glenn Nixon (1948-1949)       |  |
| <b>5</b>                      |  |
| Shaquille Johnson (2013)      |  |
| Ty Armstrong (2010-11)        |  |
| Kelvin Lewis (2007)           |  |
| Jamison Brewer (2000-2001)    |  |
| Clifton Robinson (1998)       |  |
| Derek Caldwell (1995-97)      |  |
| Jim Duce (1980)               |  |
| <b>10</b>                     |  |
| Jordan Price (2013)           |  |
| Larry Williams Jr. (2008-10)  |  |
| Troy Gaines (2003-05)         |  |
| Scott Pohlman (1998-2001)     |  |
| Terrance Howard (1985-88)     |  |
| Robert Holler (1984)          |  |
| Rick Bolling (1982-83)        |  |
| Jim Devaney (1980-81)         |  |
| Bill Wallace (1974, 1976)     |  |
| Jim Krivacs (1975)            |  |
| Bill Kirkpatrick (1953-55)    |  |
| Frank Davis (1952)            |  |
| Jimmy Willet (1951)           |  |
| Dwight Hitt (1950)            |  |
| Dick O'Cain (1947)            |  |
| Bob Seibert (1946)            |  |
| <b>11</b>                     |  |

|                                |  |
|--------------------------------|--|
| Dion Wade (2014)               |  |
| Josh Wallace (2010-13)         |  |
| Derrick Bird (2002-03)         |  |
| Reggie Sharp (2000-01)         |  |
| Phillip Thomas (1996)          |  |
| <b>Wesley Person (1991-94)</b> |  |
| David Williams (1988)          |  |
| Melvin Haralson (1986-87)      |  |
| Rodney Turner (1985)           |  |
| Greg Turner (1981-84)          |  |
| Mark Barnhizer (1977-79)       |  |
| Bill Turner (1974-75)          |  |
| Herbert Greene (1964-65)       |  |
| John Burnett (1961-63)         |  |
| George Cochran (1960)          |  |
| Joe Woods (1959)               |  |
| Sam Bowen (1958)               |  |
| Brownie Nelson (1955-56)       |  |
| Kay Slayden (1953)             |  |
| Vince Dooley (1952)            |  |
| Bill Mobberly (1951)           |  |
| Jack Sanderson (1946)          |  |
| <b>12</b>                      |  |
| Nick Pellar (2013)             |  |
| DeWayne Reed (2007-10)         |  |
| Moses Edun (2004-06)           |  |
| Jay Heard (1999-2000)          |  |
| Alex Franco (1995)             |  |
| Leonard Smith (1993-94)        |  |
| Mitch Taylor (1992)            |  |
| Johnny Benjamin (1989)         |  |
| Gerald White (1984-87)         |  |
| Odell Mosteller (1982-83)      |  |
| Mike Christian (1972-74)       |  |
| Pat Cowart (1970-71)           |  |
| Mike Newell (1969)             |  |
| Bob Miller (1966-68)           |  |
| Larry Cart (1963-65)           |  |
| Porter Gilbert (1959-61)       |  |
| Bobby Tucker (1956-58)         |  |
| Travis Beatty (1953)           |  |
| Don Lanford (1949-51)          |  |
| Erskine Russell (1947-48)      |  |
| Connie McKelvey (1947)         |  |
| <b>13</b>                      |  |
| Tahj Shamsid-Deen (2014)       |  |
| Matt Heramb (2007-08)          |  |
| Brandon Robinson (2002-04)     |  |
| Bryant Smith (1996-99)         |  |
| Mike Jones (1986-88)           |  |
| Ritchie Welsh (1984)           |  |
| Chuck Johnson (1983)           |  |
| Sam Fitten (1982)              |  |
| Jack Glasgow (1948-50)         |  |
| <b>14</b>                      |  |
| Drew Smith (2006-09)           |  |
| Michael O'Connor (2005)        |  |
| Charlton Barker (2000-2002)    |  |
| Reggie Gallon (1989-93)        |  |
| Johnny Lynn (1985-88)          |  |
| Tim James (1982-83)            |  |
| Roy McGrew (1979-80)           |  |
| Myles Patrick (1975-78)        |  |
| Jimmy DeVenney (1960)          |  |
| Jerry Hart (1958)              |  |
| Jim Naftel (1955-56)           |  |
| Walt Stoudemire (1953)         |  |
| Inman Veal (1952)              |  |
| Roy Brawner (1949-51)          |  |

|                               |  |
|-------------------------------|--|
| Ted Krezmenski (1946)         |  |
| <b>15</b>                     |  |
| Tony Neysmith (2010-12)       |  |
| Brett Howell (2005-06)        |  |
| Danny Wicke (2003)            |  |
| Jimbo Tolbert (mgr.), (2000)  |  |
| Lance Weems (1993-96)         |  |
| Leonard Smith (1992)          |  |
| Larry Patrick (1990-91)       |  |
| Kelvin Ardister (1989)        |  |
| Frank Ford (1984-87)          |  |
| Kyle Anderson (1983)          |  |
| Thad Burgess (1979)           |  |
| Ted Henderson (1976-77)       |  |
| Paul Seymour (1975)           |  |
| Rex Howell (1973)             |  |
| <b>John Mengelt (1969-71)</b> |  |
| Alex Howell (1966-68)         |  |
| Tim Pearson (1963-65)         |  |
| Tommy Henderson (1959)        |  |
| Terry Chandler (1956-58)      |  |
| Robert Burgess (1955)         |  |
| Bill Fickling (1952-54)       |  |
| George Hill (1949-51)         |  |
| Jack Powell (1946)            |  |
| <b>16</b>                     |  |
| Miller (1947)                 |  |
| <b>17</b>                     |  |
| Diffley (1947)                |  |
| Jack Colbert (1946)           |  |
| <b>18</b>                     |  |
| Ray Williams (1946)           |  |
| Herbert Burton (1942)         |  |
| <b>20</b>                     |  |
| Alex Thompson (2014)          |  |
| Frankie Sullivan (2009-10)    |  |
| Danny Wicke (2004)            |  |
| Mike Springfield (1995-1996)  |  |
| Shawn Stuart (1993-94)        |  |
| Dustin Hester (1988-1990)     |  |
| Aundrae Davis (1987)          |  |
| Wayne Bracy (1975-78)         |  |
| Tim Beavers (1972-74)         |  |
| Jimmy Walker (1969-71)        |  |
| Barry Timmerman (1968)        |  |
| Tee Faircloth (1965-67)       |  |
| Larry Chapman (1961-64)       |  |
| Bayward McManus (1958-60)     |  |
| Byrd Whigham (1954-55)        |  |
| John Logue (1953)             |  |
| Dick O'Cain (1946)            |  |
| Frank Mancini (1940-42)       |  |
| Ernest Pappas (1937-39)       |  |
| <b>21</b>                     |  |
| Malcolm Canada (2014)         |  |
| Shareif Adamu (2013)          |  |
| Rasheem Barrett (2006-09)     |  |
| Quinnel Brown (2004-05)       |  |
| Adam Harrington (2001-2002)   |  |
| Ronnie Battle (1989-93)       |  |
| Rob Jones (1986-87)           |  |
| Mark Cahill (1983-84)         |  |
| Mark Reed (1982)              |  |
| Bubba Price (1977-80)         |  |
| Bob Mandula (1974-76)         |  |
| Jimmy Elliot (1972)           |  |
| Greg Austin (1970)            |  |
| Tom Perry (1967-69)           |  |

|  |  |
|--|--|
| All-Time Numerical Roster (Since 1936) |  |
| Mike Keeble (1964)                     |  |
| Billy Biles (1963)                     |  |
| Bill Ross (1960-62)                    |  |
| Jimmy Lee (1957-59)                    |  |
| Henry Sturkie (1954-57)                |  |
| Jack Turner (1953-54)                  |  |
| Bill Walters (1950-51)                 |  |
| Andy Robinson (1949)                   |  |
| Quentin Burgess (1945-46)              |  |
| Crawford Holmes (1937-39)              |  |
| <b>22</b>                              |  |
| C.J. Holmes (2013-14)                  |  |
| Kenny Gabriel (2010-12)                |  |
| Scott Campbell (2005)                  |  |
| Lewis Monroe (2002-04)                 |  |
| Marin Bota (2001)                      |  |
| Wes Flanigan (1994-97)                 |  |
| John Caylor (1987-90)                  |  |
| Robert Leak (1983)                     |  |
| Randall Ridley (1982)                  |  |
| Eric Stringer (1978-81)                |  |
| Eddie Johnson (1974-77)                |  |
| Gary England (1971-73)                 |  |
| Carl Shetler (1968-70)                 |  |
| Bobby Buisson (1965-67)                |  |
| John Blackwell (1962-64)               |  |
| Ray Groover (1958-61)                  |  |
| Henry Sturkie (1956-57)                |  |
| R.T. Lee (1956)                        |  |
| Doyle Haynes (1954)                    |  |
| Jack Glasgow (1948-51)                 |  |
| Dan Pridgen (1949-50)                  |  |
| Joe Womack (1946)                      |  |
| Shag Hawkins (1942)                    |  |
| Fagan Canzoneri (1941)                 |  |
| Tommie Edwards (1937-39)               |  |
| <b>23</b>                              |  |
| Frankie Sullivan (2011-13)             |  |
| Quantez Robertson (2006-09)            |  |
| Toney Douglas (2005)                   |  |
| Dwayne Mitchell (2002)                 |  |
| Daymeon Fishback (1997-2000)           |  |
| Leroy Davis (1994-95)                  |  |
| Rod Joyce (1990-93)                    |  |
| Pete McBee (1988)                      |  |
| Alvin Mumphord (1980-83)               |  |
| Dom Fucci (1976-77)                    |  |
| Dan Cox (1974-75)                      |  |
| Tommy Fibbe (1964-66)                  |  |
| Harvey Johnston (1962)                 |  |
| Jimmy Fibbe (1959-61)                  |  |
| Kay Slayden (1954-56)                  |  |
| Bob Smith (1951)                       |  |
| Dick Webb (1949)                       |  |
| Frank Williams (1947)                  |  |
| Marvin Roberts (1946)                  |  |
| Bob Dunbar (1941)                      |  |
| J.P. Streetman (1939-40)               |  |
| Andrew Curlee (1936-37)                |  |
| <b>24</b>                              |  |
| Brian Greene, Jr. (2013)               |  |
| T.J. Rice (2011-12)                    |  |
| Tay Waller (2009-10)                   |  |
| Quan Prowell (2007-08)                 |  |
| Nathan Watson (2002-05)                |  |
| Dudley Smith (1998)                    |  |
| Moochie Norris (1995)                  |  |





## All-Time Numerical Roster (Since 1936)

Derrick Dennison (1988-90)  
 Donnie Butcher (1983-84)  
 Mark Cahill (1981-82)  
 Kenny Carter (1980)  
 Stan Pietkiewicz (1975-78)  
 Gusty Nordgren (1961)  
 John Giblyaint (1960)  
 Ty Samples (1958-59)  
 Jim O'Donnell (1953-56)  
 Roger Weldon (1951-52)  
 Joe Sterling (1947-49)  
 Rod Lancaster (1946)  
 Earl Tanner (1940-42)  
 Theron Karge (1937)

**25**

Jordon Granger (2013-14)  
 Jake Drum (2009-12)  
 Adam Luquire (2007-08)  
 Kendell Mack (1998)  
 Reid Clark (1995-96)  
 Tommy Dyer (1994)  
 Mark Hutton (1993)  
 Marcus Ford (1990)  
 Matt Geiger (1988-89)  
 Gary Godfrey (1985-86)  
 Terry Martin (1984)  
 Bill Sawyer (1981-82)  
 Taylor Hart (1980)  
 Kirk Powers (1978-79)  
 Bob Osberry (1973-74)  
 Henry Harris (1970-72)  
 Tim Christian (1967-68)  
 Gary Lambert (1966)  
 Bill Tinker (1961-64)  
 Henry Hart (1957-60)  
 Jim Diamond (1954-56)  
 J.P. Farish Jr. (1951-53)  
 Gene Hoele (1950)  
 Emmett McAfee (1949)  
 Johnny Adcock (1946)  
 Marvin Motley (1941-42)  
 Red Childers (1937-38)  
 Buddy Crew (1936)

**26**

Bill Dudley (1938)

**27**

Ray Williams (1946-48)  
 Billy Ray (1946)  
 Frank Hamm (1937)

**28**

Joel Eaves (1935-37)

**29**

Tom Martin (1940-41)  
 Cecil Wallace (1937-39)

**30**

Brendon Knox (2009-10)  
 Jamaal Arnold (2003)  
 Johnathan Lewis (2001)  
 Keenan Carpenter (1988-1989)  
 Randy Price (1982)  
 Mike Mitchell (1975-78)  
 Brent Sutton (1972-74)  
 Bob Wills (1968-69)  
 Joe Millsap (1965-67)  
 Lamar Henry (1962-64)  
 David Vaughn (1959-61)  
 Mack Lee (1953-54)  
 John Lockard (1951)

Ray Gibson (1938-40)  
 Rogers (1937)

**31**

Benas Griciunas (2014)  
 Mack McGadney (1999-2002)  
 Pat Burke (1993-97)  
 Richard Smith (1990-91)  
 Vern Strickland (1984-86)  
 David Cunningham (1974-75)  
 Tim Ash (1970-71)  
 Harold Carden (1966)  
 Curt O'Daniel (1962-65)  
 Mack Kirkland (1961)  
 Johnny Cochran (1952-54)  
 Leroy Sudduth (1951)  
 Malvern Morgan (1937-39)

**32**

Noel Johnson (2012-13)  
 Korvotney Barber (2006-08)  
 Rodney Tucker (2003-04)  
 John Gomillion (1998)  
 Ray Donald (1995-96)  
 Corey Walker (1989)  
 Darren Guest (1985-86)  
 Darrell Lockhart (1980-83)  
 Gary Redding (1973-76)  
 Jim Retseck (1971-72)  
 Ron Jackson (1968-70)  
 Lee DeFore (1963-66)  
 Jim Leonard (1961)  
 Jorge Haeussler (1960)  
**Rex Frederick (1957-59)**

Mack Lee (1955)  
 Jim Martin (1952-54)  
 Dan Pridgen (1951)  
 Shag Hawkins (1941)  
 Rex McKissick (1936-38)

**33**

Earnest Ross (2010-11)  
 Ronny LeMelle (2003-06)  
 Donny Calton (2000-2003)  
 Michael Hardin (1992)  
 John Walker (1988)  
 Carey Holland (1984-85)  
 Tim Tipton (1983)  
 Frank Poindexter (1980-82)  
 Glen Moon (1974-76)  
 Dan Kirkland (1971-72)  
 Wallace Tinker (1967-69)  
 Jimmy Montgomery (1965-66)  
 John Salter (1962-63)  
 Harvey Johnston (1961)  
 Terry Hinote (1960)  
 J.B. Bearden (1958)  
 Gordon Mummert (1952-53)  
 Bill Dawson (1951)  
 Bob Dickinson (1938-39)  
 John Rouche (1937)

**34**

Johnnie Lett (2009-10)  
 Kyle Davis (2001-04)  
 Mamadou N'diaye (1997-2000)  
 Cameron Boozer (1992-93)  
 Robert McKie (1989-91)  
 Chris Morris (1985-88)  
**Charles Barkley (1982-84)**  
 Bob Bond (1974-76)  
 Billy Smith (1972)  
 Mike Pugh (1971)

Bobby York (1970)  
 David Hurt (1967-69)  
 Randy Thomas (1965-66)  
 Mack Kirkland (1962-63)  
 John Salter (1961)  
 Manley Johnson (1958)  
 Bob Miller (1953-54)  
 Ben Park (1942-42)  
 Orville Ginter (1938)

**35**

Ryan Brooks (2007-08)  
 Ryan Daniel (2005)  
 Johnathan Lewis (2003-04)  
 Jeff Switzer (1992-93)  
 Brian Sheppard (1983)  
 Pepto Bolden (1974-77)  
 Sylvester Davenport (1973)  
 Al Leaphart (1970-72)  
 Randall Walker (1967-69)  
 Rex Etheridge (1967-68)  
 Joe Newton (1963-65)  
 Leon Posey (1960-62)  
 Bill McGriff (1956-58)  
 Bob Fenn (1952-53)

**40**

Doug Merrell (2011)  
 Lincoln Glass (2001-02)  
 Abe Smith (1999-2000)  
 Zane Arnold (1989-91)  
 Jeff Moore (1985-88)  
 Michael Rutledge (1984)  
 Dale Deschamps (1975-76)  
 Rich Gortney (1974)  
 Jerry Lamberson (1973)  
 Tom Bardin (1971)  
 Joe Sigur (1969)  
 Bill Anderson (1967)  
 Freddie Guy (1963-65)  
 John Helmlinger (1960-62)  
 Bill Gregory (1956-59)  
 Dan Fausett (1953)

**41**

Mathew Atewe (2014)  
 Rob Chubb (2010-13)  
 Alvin Jefferson (1996-97)  
 Aubrey Wiley (1992-94)  
 Benny Anthony (1977-80)  
 Emmett Thomas (1974-76)  
 Albert Johnson (1972-73)  
 Mike Poole (1971)  
 Mike Scott (1969)  
 Ronnie Quick (1966-67)  
 Billy Ingram (1962-63)

**42**

Francis Aihe (2009)  
 Joey Cameron (2006)  
 Adrian Chilliest (1996-99)  
 Rich Valavicius (1979-80)  
 Cedrick Hordges (1976-77)  
 Roger Jorgensen (1974-75)  
 Ralph Smith (1971-73)  
 Bill Alexander (1968-70)  
 Layton Johns (1961-63)  
 Thomas Coleman (1956)  
 Bob Wright (1953)

**43**

Cameron Boozer (1991)

**44**

Dylan Spencer (2010-12)  
 Chris Rogers (2005)  
 Dwayne Curtis (2004)  
 David Hamilton (1999-2000)  
 Franklin Williams (1995-98)  
 Chris Brandt (1988-92)  
 Jeffrey McFadden (1987)  
 Ricky Short (1986)  
 Earl Hayes (1982-83)  
 Earl Banks (1978-81)

**45**

Adrian Forbes (2011-12)  
 Kyle Derozan (2005)  
 Adrian Person (1999)  
 Jeremy Beasley (1997-98)  
 Chuck Simms (1990-91)  
**Chuck Person (1983-86)**  
 Bobby Cattage (1978-81)

**50**

Willy Kouassi (2012)  
 Doc Robinson (1997-2000)  
 Dennis Tindle (1976-77)  
 Ray Woodward (1974-75)

**51**

Gary Godfrey (1982-83)  
 Scott Bell (1980)

**52**

Joe Baldrian (1975)

**53**

Matt Baggett (2002)  
 Orenn Fells (2001)

**54**

Willie Jones (1992)  
 Brian Baumgartner (1990)  
 Howard Spencer (1984-85)  
 Jeff Adams (1976-79)  
 Mike Roach (1974-75)  
 Ernie Magri (1972-73)

**55**

Chris Lollar (2003-04)  
 Randy Hughes (1998)

## Players Retired Jerseys in BOLD

**DID YOU KNOW? ...**

The following numbers are currently legal: **00, 0, 1, 2, 3, 4, 5, 10, 11, 12, 13, 14, 15, 20, 21, 22, 23, 24, 25, 30, 31, 32, 33, 34, 35, 40, 41, 42, 43, 44, 45, 50, 51, 52, 53, 54, 55.**

Team rosters can include **0** or **00**, but not both. From 1958 to 1999, the numbers **1** and **2** were prohibited.





## Auburn on Television

|                         |             |                                |            |                               |             |                              |            |
|-------------------------|-------------|--------------------------------|------------|-------------------------------|-------------|------------------------------|------------|
| Season/Opponent         | AU-Opp      | at UAB (Ind.)                  | 63-61      | 1987-88                       |             | vs. South Carolina*          | 81-66      |
| 1949-50                 |             | at Florida                     | 75-92      | vs. Villanova (USA)           | 65-64       | vs. Kentucky (#3)*           | 81-93      |
| at Georgia Tech (WSB)   | 49-65       | at Vanderbilt                  | 62-64      | Florida                       | 72-67       | 1995-96                      |            |
| 1959-60                 |             | Season/Opponent                | AU-Opp     | at Kentucky (#1) (ESPN)       | 53-52       | vs. Louisville(#13)(WDRB-TV) | 82-78      |
| Kentucky                | 61-60       | Georgia                        | 66-64      | Mississippi State             | 65-57       | Arkansas                     | 101-76     |
| 1963-64                 |             | at Tennessee (ESPN)            | 74-82      | LSU                           | 69-78       | LSU                          | 95-87      |
| Vanderbilt (#5)         | 81-63       | LSU (NBC)                      | 61-87      | Season/Opponent               | AU-Opp      | at Vanderbilt                | 62-76      |
| 1964-65                 |             | Ole Miss (ESPN)                | 82-59      | at Florida (#10) (ESPN)       | 58-57       | at Florida (SportsSouth)     | 73-70      |
| at Vanderbilt           | 77-105      | vs. Alabama*                   | 61-62      | Georgia                       | 64-57       | at Arkansas                  | 77-87      |
| 1965-66                 |             | 1983-84                        |            | at Alabama                    | 77-82       | Season/Opponent              | AU-Opp     |
| at LSU                  | 74-66       | at UAB (ESPN)                  | 62-69 (ot) | vs. Georgia*                  | 60-65       | Kentucky (#1) (ESPN)         | 73-88      |
| Kentucky (#1)           | 64-77       | vs. Wake Forest (#10) (ESPN)   | 67-76      | vs. Bradley+ (#11) (ESPN)     | 90-86       | at Mississippi State         | 51-67      |
| 1966-67                 |             | Florida                        | 82-66      | vs. Oklahoma+ (#8) (CBS)      | 87-107      | vs. Vanderbilt*              | 68-65      |
| Vanderbilt (#9)         | 64-51       | Kentucky(#2)(WTBS)             | 82-63      | 1988-89                       |             | vs. Mississippi State* (#25) | 58-69      |
| at Kentucky             | 58-60       | at Georgia                     | 86-90      | at Vanderbilt (ESPN)          | 77-93       | 1996-97                      |            |
| 1967-68                 |             | LSU (#10) (WTBS)               | 80-78      | at Mississippi State          | 56-69       | at UAB (WBMG-TV)             | 57-64      |
| Kentucky (#9)           | 74-73       | Ole Miss (USA)                 | 60-50      | Georgia (ESPN)                | 62-75       | vs. Murray State (FSS)       | 86-72      |
| 1968-69                 |             | at Florida                     | 67-65      | at Tennessee                  | 72-89       | Arkansas                     | 55-56      |
| Tennessee               | 71-60       | at Kentucky (#6)               | 64-84      | at Alabama (ESPN)             | 58-74       | Florida                      | 79-65      |
| 1969-70                 |             | at Vanderbilt (ESPN)           | 73-67      | at Georgia                    | 76-80       | Kentucky (#4)                | 53-77      |
| Tennessee               | 77-64       | at LSU (CBS)                   | 80-81      | vs. Ole Miss*                 | 68-80       | at Georgia (CBS)             | 48-53      |
| 1970-71                 |             | Mississippi State (WTBS)       | 68-53      | 1989-90                       |             | Alabama (ESPN)               | 72-62      |
| Florida                 | 85-70       | Alabama                        | 83-70      | at Ole Miss                   | 72-80       | at Arkansas (ESPN)           | 42-75      |
| at Alabama              | 92-76       | vs. Vanderbilt*                | 59-58      | Tennessee                     | 89-83       | Vanderbilt (FSS)             | 61-75      |
| 1971-72                 |             | vs. Tennessee*                 | 60-58      | at LSU (#11)                  | 71-82       | at Alabama (FSS)             | 50-55      |
| Alabama                 | 78-79       | vs. Kentucky* (#3)             | 49-51      | at Vanderbilt (ESPN)          | 87-74       | Ole Miss                     | 63-71      |
| at Tennessee            | 70-80       | vs. Richmond+ (ESPN)           | 71-72      | vs. LSU* (#11)                | 78-76       | vs. Tennessee*               | 67-54      |
| 1972-73                 |             | 1984-85                        |            | vs. Alabama*                  | 71-87       | vs. Kentucky* (#6)           | 50-92      |
| LSU                     | 60-79       | vs. UAB (ESPN)                 | 61-59      | 1990-91                       |             | 1997-98                      |            |
| 1973-74                 |             | vs. VCU (Ind.)                 | 59-78      | Alabama (ESPN)                | 56-68       | vs. Temple (#24) (FSS)       | 42-68      |
| LSU                     | 76-87       | at Kentucky (WTBS)             | 61-68      | at Ole Miss                   | 62-60       | Alabama                      | 94-40      |
| 1974-75                 |             | Ole Miss (USA)                 | 93-73      | Vanderbilt                    | 59-80       | South Carolina (#14)         | 56-61      |
| at LSU                  | 87-78       | Kentucky (NBC)                 | 47-49 (ot) | Kentucky (#10) (ESPN)         | 81-89       | Ole Miss (#12) (FSS)         | 68-67      |
| Florida                 | 76-75       | Georgia (USA)                  | 84-86      | Tennessee (ESPN)              | 74-65       | Mississippi State            | 68-66 (ot) |
| Alabama (#7)            | 76-70       | vs. Ole Miss*                  | 68-60      | Georgia                       | 77-86       | at Florida (Sunshine)        | 64-81      |
| 1975-76                 |             | vs. LSU*                       | 58-55      | vs. LSU* (#16)                | 92-77       | at Arkansas (#18)            | 83-107     |
| at LSU                  | 102-86      | vs. Florida*                   | 43-42      | vs. Alabama* (#24)            | 59-77       | Kentucky (#7)                | 58-83      |
| at Florida              | 92-86       | vs. Alabama* (NBC)             | 53-49 (ot) | 1991-92                       |             | vs. Florida*                 | 64-68      |
| Georgia                 | 88-79       | vs. Purdue+ (ESPN)             | 59-58      | at UNLV (SportsChannel)       | 82-85       | 1998-99                      |            |
| 1976-77                 |             | vs. Kansas+ (#13) (CBS)        | 66-64      | at Ole Miss                   | 96-83       | at Hawaii (KFVE-TV)          | 84-57      |
| at LSU                  | 73-77       | vs. North Carolina+ (#7) (CBS) | 56-62      | at Vanderbilt (ESPN)          | 83-89       | at Florida State (FSS)       | 80-68      |
| Tennessee               | 83-93       | 1985-86                        |            | Kentucky (#19)                | 67-85       | Wofford (CSS)                | 79-51      |
| 1977-78                 |             | vs. West Virginia (Ind.)       | 58-75      | Arkansas (#9)                 | 74-82       | at Navy (FoxNet)             | 88-70      |
| at Tennessee            | 76-80       | at UAB (#16) (ESPN)            | 56-62      | 1992-93                       |             | Bethune-Cookman (CSS)        | 99-46      |
| Alabama                 | 74-81       | at Mississippi State           | 72-56      | Florida                       | 73-76       | Tennessee (CSS)              | 90-62      |
| Mississippi State       | 85-74       | at Alabama (USA)               | 56-60      | at South Carolina (ESPN)      | 83-81       | Arkansas (#18)               | 83-66      |
| 1978-79                 |             | Florida (USA)                  | 67-65      | Tennessee                     | 88-75       | Florida (CBS)                | 88-69      |
| Alabama (#18)           | 76-83       | at Tennessee                   | 79-80      | Vanderbilt (#15)              | 70-73       | at Kentucky (#7)             | 62-72      |
| Mississippi State       | 72-74       | Alabama (#18) (ESPN)           | 71-69      | at Kentucky (#2) (SportSouth) | 78-80       | at Alabama (CSS)             | 73-58      |
| vs. Vanderbilt*         | 59-53       | at Georgia (ESPN)              | 87-86 (ot) | Arkansas (#13)                | 81-80       | Mississippi State (CSS)      | 64-54      |
| vs. Georgia*            | 95-91 (4ot) | vs. Mississippi State*         | 63-65      | vs. Tennessee*                | 76-78       | at Georgia                   | 85-74      |
| vs. Tennessee* (#20)    | 65-74       | vs. Arizona+ (CBS)             | 73-63      | 1993-94                       |             | LSU (FSS)                    | 80-54      |
| 1979-80                 |             | vs. St. John's+ (#4) (CBS)     | 81-65      | at LSU                        | 72-83       | Ole Miss (ESPN)              | 95-66      |
| at Kentucky             | 65-67       | vs. UNLV+ (#11) (CBS)          | 70-63      | Mississippi State             | 86-91 (ot)  | Alabama (CSS)                | 102-61     |
| at Ole Miss (NBC)       | 54-71       | vs. Louisville+ (#7) (CBS)     | 76-84      | at Ole Miss                   | 85-88 (2ot) | at Arkansas                  | 88-104     |
| Vanderbilt              | 73-77       | 1986-87                        |            | Alabama (ESPN)                | 69-74       | vs. Alabama*                 | 93-61      |
| vs. Georgia*            | 79-71       | at Mississippi State           | 66-52      | Kentucky (#7) (ABC)           | 74-91       | vs. Kentucky* (#14)          | 57-69      |
| vs. Kentucky*           | 61-69       | at Alabama (#13) (USA)         | 82-88      | at Miss. State (SportSouth)   | 76-65       | vs. Winthrop+ (CBS)          | 80-41      |
| 1980-81                 |             | Ole Miss                       | 85-61      | vs. Vanderbilt*               | 81-56       | vs. Oklahoma State+ (CBS)    | 81-74      |
| LSU (#5)                | 64-74       | at LSU                         | 73-75      | vs. Alabama*                  | 55-83       | vs. Ohio St.+ (#14) (CBS)    | 64-72      |
| Florida (NBC)           | 50-55       | UNLV (#3) (ABC)                | 85-104     | 1994-95                       |             | 1999-00                      |            |
| vs. Florida*            | 48-50 (ot)  | at Kentucky                    | 71-75      | at UAB (WBMG-TV)              | 60-54       | UAB (FSS)                    | 65-59      |
| 1981-82                 |             | Mississippi State (USA)        | 59-45      | at Kentucky (#6)              | 64-98       | Arkansas-Pine Bluff(CSS)     | 100-44     |
| Florida                 | 80-60       | Alabama (#12)                  | 75-77      | Ole Miss (ESPN)               | 88-74       | vs. Stanford (#7) (KCa19)    | 58-67      |
| Mississippi State (NBC) | 62-49       | LSU                            | 100-62     | LSU                           | 73-76       | Florida State (FSS)          | 55-54      |
| Kentucky (#9)           | 83-81 (ot)  | vs. Kentucky*                  | 79-72      | Arkansas (#4) (ABC)           | 104-90      | vs. Pennsylvania (ESPN)      | 77-70      |
| vs. Mississippi State*  | 38-36 (ot)  | vs. Alabama* (#9)              | 68-87      | Florida (#23) (SportsCh.)     | 77-71       | Coppin State (CSS)           | 63-35      |
| vs. Kentucky* (#15)     | 66-89       | vs. San Diego+ (CBS)           | 62-61      | at Alabama (#20)              | 63-65       | vs. Bradley (Comcast)        | 78-64      |
| 1982-83                 |             | vs. Indiana+ (#3) (CBS)        | 90-107     | at Miss. State (#21)(SS)      | 70-69       | Southern Miss (CSS)          | 56-50      |



## Auburn on Television

|                                    |                    |                                     |               |                                       |               |                                      |                    |
|------------------------------------|--------------------|-------------------------------------|---------------|---------------------------------------|---------------|--------------------------------------|--------------------|
| <b>Georgia</b>                     | <b>67-52</b>       | <b>Air Force (Comcast)</b>          | <b>68-49</b>  | at Florida (Raycom)                   | 56-72         | <b>Ole Miss (SECN)</b>               | <b>76-73</b>       |
| <b>Kentucky (#20) (ESPN)</b>       | <b>66-63</b>       | at UNLV (ESPN)                      | 69-82         | <b>Ole Miss (#15) (FSN)</b>           | <b>80-77</b>  | <b>at LSU (FSN)</b>                  | <b>60-51</b>       |
| <b>at Mississippi State</b>        | <b>51-45</b>       | at Vanderbilt                       | 53-59         | at Alabama (Raycom)                   | 77-97         | <u>Georgia* (SECN)</u>               | <u>51-69</u>       |
| <b>South Carolina (CSS)</b>        | <b>65-61</b>       | South Carolina                      | 51-53 (ot)    | at Vanderbilt (#18) (FSN)             | 71-78         | <b>2011-12</b>                       |                    |
| at Ole Miss                        | 77-79 (ot)         | at Alabama (FSS)                    | 46-69         | Kentucky (Raycom)                     | 63-66         | at Seton Hall (ESPNU)                | 59-81              |
| at Tennessee (#11) (ESPN)          | 76-105             | at Florida (#17) (CBS)              | 52-68         | Mississippi State (FSN)               | 64-83         | <b>South Florida (CSS)</b>           | <b>52-40</b>       |
| <b>Mississippi State</b>           | <b>73-57</b>       | at Arkansas                         | 52-74         | <b>at Ole Miss (FSN)</b>              | <b>90-78</b>  | <b>at Hawaii (ESPNU)</b>             | <b>65-62</b>       |
| <b>Alabama (CSS)</b>               | <b>77-63</b>       | at Ole Miss (FSS)                   | 68-72         | <b>Alabama (CBS)</b>                  | <b>88-76</b>  | vs. Long Beach State (ESPN2)         | 43-64              |
| <b>Arkansas</b>                    | <b>73-55</b>       | Kentucky (#9)                       | 59-68         | South Carolina (FSN)                  | 63-69         | vs. UTEP (ESPN2)                     | 76-83              |
| <b>Ole Miss (FSS)</b>              | <b>75-72</b>       | Alabama (ESPN)                      | 71-72         | at Arkansas (ESPN Classic)            | 64-77         | <b>Georgia Southern (CSS)</b>        | <b>78-75</b>       |
| at Alabama (ESPN)                  | 64-68              | at Tennessee (FSS)                  | 69-75         | <u>vs. Vanderbilt* (#17) (Raycom)</u> | <u>82-93</u>  | at Vanderbilt (SECN)                 | 35-65              |
| at Florida (#9) (CBS)              | 59-88              | <b>at LSU (Comcast)</b>             | <b>78-66</b>  | <b>2008-09</b>                        |               | Kentucky (#2) (SECN)                 | 53-68              |
| <b>Season/Opponent</b>             | <b>AU-Opp</b>      | <u>vs. Georgia*</u>                 | <u>59-73</u>  | at Xavier (CBCS)                      | 74-81         | <b>Ole Miss (SECN)</b>               | <b>69-68 (2ot)</b> |
| LSU (#12)                          | 53-55              | <b>2004-05</b>                      |               | <b>at Virginia (FSN)</b>              | <b>58-56</b>  | at LSU (ESPNU)                       | 58-65 (ot)         |
| at Arkansas (CBS)                  | 55-64              | vs. Virginia (#24) (FSN)            | 87-89         | <b>Alabama A&amp;M (CSS)</b>          | <b>82-40</b>  | <b>South Carolina (SECN)</b>         | <b>63-52</b>       |
| <b>vs. Florida* (#10)</b>          | <b>77-70</b>       | <b>Season/Opponent</b>              | <b>AU-Opp</b> | <b>Southeastern La. (CSS)</b>         | <b>77-65</b>  | at Arkansas (CSS)                    | 53-56              |
| <b>vs. South Carolina*</b>         | <b>77-72 (ot)</b>  | Wofford (CSS)                       | 78-85         | <b>Tulane (CSS)</b>                   | <b>78-53</b>  | at Tennessee (ESPN2)                 | 49-64              |
| vs. Arkansas* (CBS)                | 67-75              | <b>at Coll. of Charleston (FSN)</b> | <b>76-61</b>  | Florida (Raycom)                      | 65-68         | <b>Georgia (SECN)</b>                | <b>59-51</b>       |
| <b>vs. Creighton+ (CBS)</b>        | <b>72-69</b>       | UNLV (ot) (FSN)                     | 87-91         | <b>Season/Opponent</b>                | <b>AU-Opp</b> | at Miss. St. (#19) (SECN)            | 88-91              |
| <u>vs. Iowa State+ (#6) (CBS)</u>  | <u>60-79</u>       | <b>Belmont (CSS)</b>                | <b>73-69</b>  | at Kentucky (Raycom)                  | 64-73         | Alabama (ESPNU)                      | 50-68              |
| <b>2000-01</b>                     |                    | Florida (ot) (Sunshine)             | 78-84         | <b>at Arkansas (Raycom)</b>           | <b>73-51</b>  | at Ole Miss (FSN)                    | 54-61              |
| <b>Jacksonville State (CSS)</b>    | <b>91-51</b>       | Ole Miss (FSN)                      | 72-79         | <b>Tennessee (Raycom)</b>             | <b>78-77</b>  | <b>Season/Opponent</b>               | <b>AU-Opp</b>      |
| Mercer (CSS)                       | 88-92              | at Arkansas                         | 59-95         | <b>Mississippi State (FSN)</b>        | <b>91-76</b>  | <b>Mississippi State (#23) (FSN)</b> | <b>65-55</b>       |
| South Alabama (CSS)                | 66-68              | <b>Tennessee (FSN)</b>              | <b>62-59</b>  | at Mississippi State (FSN)            | 76-58         | at Florida (#11) (ESPNU)             | 47-63              |
| <b>UL-Lafayette (CSS)</b>          | <b>93-86</b>       | at Kentucky (#5)                    | 73-81         | <b>at Alabama (ESPN)</b>              | <b>77-73</b>  | Arkansas (SECN)                      | 71-77              |
| <b>Grambling (CSS)</b>             | <b>104-60</b>      | LSU                                 | 64-77         | <b>LSU (#11) (Raycom)</b>             | <b>69-53</b>  | at Alabama (SECN)                    | 49-55              |
| <b>vs. Detroit (Comcast)</b>       | <b>75-72</b>       | <b>Arkansas</b>                     | <b>77-64</b>  | <b>vs. Florida* (Raycom)</b>          | <b>61-58</b>  | <b>LSU (CBS)</b>                     | <b>67-52</b>       |
| <b>vs. Oregon (ESPN2)</b>          | <b>101-97 (ot)</b> | <b>vs. Vanderbilt*</b>              | <b>77-73</b>  | vs. Tennessee* (Raycom/ESPN)          | 85-94         | <u>Ole Miss* (SECN)</u>              | <u>54-68</u>       |
| <b>Georgia Southern (FSS)</b>      | <b>93-79</b>       | <u>vs. LSU*</u>                     | <u>58-89</u>  | <b>Baylor@ (ESPN)</b>                 | <b>72-74</b>  | <b>2012-13</b>                       |                    |
| <b>Southern Miss (FSS)</b>         | <b>73-69</b>       | <b>2005-06</b>                      |               | <b>2009-10</b>                        |               | vs. Murray State (ESPN3)             | 59-79              |
| <b>LSU</b>                         | <b>85-69</b>       | <b>Gardner-Webb (CSS)</b>           | <b>70-43</b>  | <b>Virginia (CSS)</b>                 | <b>68-67</b>  | <b>at Col. of Charleston (ESPN3)</b> | <b>55-51</b>       |
| Florida (#14) (CSS)                | 63-65              | <b>SE Louisiana (CSS)</b>           | <b>66-51</b>  | at Florida State (FSN)                | 72-76         | vs. Dayton (ESPN3)                   | 63-73              |
| <b>Arkansas</b>                    | <b>71-63</b>       | <b>Temple (CSS)</b>                 | <b>73-42</b>  | Sam Houston State (CSS)               | 89-107        | at Boston College (ESPN3)            | 49-50              |
| at Mississippi State (FSS)         | 74-85              | <b>Winthrop (FSN)</b>               | <b>64-62</b>  | South Carolina (SECN)                 | 71-80         | DePaul (ESPNU)                       | 76-80              |
| <b>Alabama (#14) (CSS)</b>         | <b>72-69 (ot)</b>  | at Vanderbilt (JP)                  | 50-74         | at Tennessee (ESPN2)                  | 55-81         | Winthrop (CSS)                       | 67-74              |
| at Kentucky (#15)                  | 78-90              | Alabama (JP)                        | 52-56         | Kentucky (SECN)                       | 67-72         | vs. Illinois (--,12) (BTN)           | 79-81              |
| vs. Tennessee* (#24)               | 66-73              | at Florida (#2) (FSN)               | 57-69         | <b>at LSU (SECN)</b>                  | <b>84-80</b>  | <b>Florida State (FSN)</b>           | <b>78-72</b>       |
| <u>at Purdue@ (ESPN)</u>           | <u>61-79</u>       | Kentucky (ESPN)                     | 62-71         | at Vanderbilt (SECN)                  | 74-82         | <b>LSU (CSS)</b>                     | <b>68-63</b>       |
| <b>2001-02</b>                     |                    | <b>Georgia (JP)</b>                 | <b>66-65</b>  | Ole Miss (ESPNU)                      | 74-84         | <b>at South Carolina (SECN)</b>      | <b>74-71</b>       |
| vs. Virginia (#7) (Comcast)        | 72-77              | at Mississippi State (FSN)          | 53-71         | <b>Alabama (SECN)</b>                 | <b>58-57</b>  | at Arkansas (SECN)                   | 80-88 (2ot)        |
| <b>vs. Marshall (Comcast)</b>      | <b>78-60</b>       | at Arkansas (FSN)                   | 64-84         | at Arkansas (SECN)                    | 79-82 (ot)    | Kentucky (ESPNU)                     | 53-75              |
| <b>South Alabama (FSS)</b>         | <b>73-58</b>       | LSU (#25) (FSN)                     | 61-65         | <b>Georgia (CSS)</b>                  | <b>82-63</b>  | at Vanderbilt (ESPN3)                | 61-73              |
| Arkansas (FSS)                     | 77-83              | <b>at Ole Miss (FSN)</b>            | <b>58-54</b>  | at Mississippi State (FSN)            | 75-85 (ot)    | Ole Miss (--,23) (FSN)               | 61-63              |
| <b>Alabama (#14) (FSS)</b>         | <b>59-56</b>       | <u>vs. Vanderbilt*</u>              | <u>71-76</u>  | at Florida (ESPN)                     | 70-78         | at Georgia (CSS)                     | 49-57              |
| Kentucky (#8) (ESPN)               | 62-69              | <b>2006-07</b>                      |               | <b>Arkansas (FSN)</b>                 | <b>92-83</b>  | at Missouri (--,17) (SECN)           | 77-91              |
| at Tennessee                       | 59-82              | vs. Oklahoma State (CSTV)           | 65-66         | at Ole Miss (SECN)                    | 75-85         | <b>Alabama (SECN)</b>                | <b>49-37</b>       |
| Mississippi State (JP)             | 64-72              | Pittsburgh (#2) (CSS)               | 66-74         | <b>LSU (FSN)</b>                      | <b>74-59</b>  | at Kentucky (SECN)                   | 62-72              |
| at Arkansas (JP)                   | 60-62              | <b>South Alabama (CSS)</b>          | <b>82-71</b>  | <b>Mississippi State (SECN)</b>       | <b>89-80</b>  | Arkansas (CSS)                       | 75-83              |
| at Florida (#8) (JP)               | 61-89              | Texas A&M (#13) (CSS)               | 58-87         | at Alabama (SECN)                     | 61-73         | Florida (--,7) (SECN)                | 52-83              |
| <u>vs. Florida* (#11)</u>          | <u>63-81</u>       | at Southern Miss (CSS)              | 54-56         | <u>vs. Florida* (SECN)</u>            | <u>69-78</u>  | Texas A&M (ESPN3)                    | 56-65              |
| <b>2002-03</b>                     |                    | <b>Vanderbilt (FSN)</b>             | <b>68-65</b>  | <b>2010-11</b>                        |               | at Ole Miss (FSN)                    | 55-88              |
| <b>Georgia State (Comcast)</b>     | <b>100-71</b>      | at Kentucky (LFS)                   | 57-84         | <b>Middle Tennessee State (CSS)</b>   | <b>68-66</b>  | at Alabama (ESPNU)                   | 43-61              |
| <b>S.C. State (Comcast)</b>        | <b>85-65</b>       | at LSU (#13) (LFS)                  | 63-65         | vs. Rutgers (ESPN2)                   | 54-63         | Vanderbilt (ESPN2)                   | 55-62              |
| <b>Rutgers (FSS)</b>               | <b>82-70</b>       | <b>Tennessee (#22)</b>              | <b>83-80</b>  | at South Florida (ESPNU)              | 49-61         | Tennessee (CSS)                      | 75-82              |
| <b>Alabama (#9) (JP)</b>           | <b>77-68</b>       | <b>Alabama (#12) (ESPN)</b>         | <b>81-57</b>  | <b>Florida State (FSN)</b>            | <b>65-60</b>  | at Mississippi State (FSN)           | 71-74 (ot)         |
| at Kentucky (#8) (FSS)             | 51-67              | Florida (#1) (FSN)                  | 66-91         | LSU (FSN)                             | 55-62         | <u>vs. Texas A&amp;M* (SECN)</u>     | <u>62-71</u>       |
| at Georgia (#19) (JP)              | 79-85              | at Arkansas (LFS)                   | 57-65         | at Kentucky (#13) (ESPNU)             | 54-78         | <b>2013-14</b>                       |                    |
| <b>at Alabama (PPV)</b>            | <b>68-84</b>       | <b>at Alabama (#25) (FSN)</b>       | <b>86-77</b>  | at Mississippi State (FSN)            | 66-85         | at Iowa State (ESPNU)                | 70-99              |
| <b>at Ole Miss (FSS)</b>           | <b>80-75</b>       | at Ole Miss                         | 79-83         | Florida (ESPN)                        | 40-45         | vs. Iowa (FSN)                       | 62-81              |
| Florida (#4) (JP)                  | 70-73              | <u>vs. Georgia*</u>                 | <u>65-80</u>  | Alabama (CSS)                         | 58-68         | <b>Clemson (FSN)</b>                 | <b>66-64</b>       |
| at Mississippi State (#21)         | 45-67              | <b>2007-08</b>                      |               | at Arkansas (ESPNU)                   | 64-73         | <b>Boston College (CSS)</b>          | <b>77-67</b>       |
| <b>vs. Tennessee* (JP)</b>         | <b>66-53</b>       | <b>vs. George Washington (SS)</b>   | <b>74-70</b>  | <b>at South Carolina (SECN)</b>       | <b>79-64</b>  | <b>Ark.-Pine Bluff (CSS)</b>         | <b>91-59</b>       |
| vs. Kentucky* (#2) (JP)            | 58-78              | vs. West Virginia (ESPN2)           | 59-88         | Tennessee (ESPN2)                     | 56-69         | at Ole Miss (ESPN2)                  | 62-65              |
| <b>vs. St. Joseph's+ (CBS)</b>     | <b>65-63</b>       | <b>vs. Southern (CSS)</b>           | <b>71-63</b>  | at Georgia (SECN)                     | 72-81 (ot)    | Missouri (ESPNU)                     | 68-70              |
| <b>vs. Wake Forest+ (#8) (CBS)</b> | <b>68-62</b>       | <b>Alabama A&amp;M (CSS)</b>        | <b>67-56</b>  | <b>Mississippi State (FSN)</b>        | <b>65-62</b>  | at Tennessee (CSS)                   | 67-78              |
| <u>vs. Syracuse+ (#12) (CBS)</u>   | <u>78-79</u>       | <b>Towson (CSS)</b>                 | <b>79-59</b>  | at Ole Miss (SECN)                    | 59-90         | Florida (SEC-TV)                     | 61-68              |
| <b>2003-04</b>                     |                    | <b>Texas A&amp;M-C.C. (CSS)</b>     | <b>76-58</b>  | Vanderbilt (#18) (SECN)               | 60-77         | at Mississippi State (ESPN3)         | 74-82              |
| <b>Western Kentucky (FSS)</b>      | <b>86-64</b>       | Xavier (FSN)                        | 57-80         | at Alabama (SECN)                     | 49-51         | at Arkansas (FSN)                    | 67-86              |
| <b>Colorado State (FSS)</b>        | <b>84-54</b>       | Arkansas (ESPN2)                    | 70-76         | Arkansas (SECN)                       | 55-57         | <b>Alabama (ESPN3)</b>               | <b>74-55</b>       |



Auburn on Television

|                                    |              |
|------------------------------------|--------------|
| <b>Georgia (SEC-TV)</b>            | <b>74-67</b> |
| <b>at South Carolina (ESPN3)</b>   | <b>79-74</b> |
| at LSU (SEC-TV)                    | 80-87        |
| Kentucky (SEC-TV)                  | 56-64        |
| <b>Mississippi State (SEC-TV)</b>  | <b>92-82</b> |
| Florida (FSN)                      | 66-71        |
| Vanderbilt (FSN)                   | 59-67        |
| <b>South Carolina (FSN)</b>        | <b>83-67</b> |
| at Alabama (ESPNU)                 | 57-73        |
| Tennessee (SEC-TV)                 | 54-82        |
| <b>at Texas A&amp;M (SEC-TV)</b>   | <b>69-64</b> |
| <b>vs. South Carolina (SEC-TV)</b> | <b>56-74</b> |
| *SEC Tournament                    |              |
| +NCAA Tournament                   |              |
| @National Invitation Tournament    |              |

(National Rankings in parenthesis)  
(Bold -- Games won by Auburn)

| Television Summary                                |  |
|---|--|
| <b>Total TV Appearances:</b> 484 (223-261, 461)   |  |
| <b>Conference Syndication:</b> 240 (94-152, 382)  |  |
| <b>ABC:</b> 3 (1-2, .333)                         |  |
| <b>Big Ten Network:</b> 1 (0-1, .000)             |  |
| <b>CBS:</b> 26 (13-13, .500)                      |  |
| <b>CBSCS/CSTV:</b> 2 (0-2, .000)                  |  |
| <b>College Sports Southeast:</b> 18 (18-0, 1.000) |  |
| <b>Comcast (CSS):</b> 39 (26-13, .667)            |  |
| <b>NBC:</b> 6 (2-4, .333)                         |  |
| <b>ESPN:</b> 44 (18-26, .409)                     |  |
| <b>ESPN2:</b> 11 (1-10, .091)                     |  |
| <b>ESPN3:</b> 9 (3-6, .333)                       |  |
| <b>ESPNU:</b> 15 (1-14, .067)                     |  |
| <b>ESPN Classic:</b> 1 (0-1, .000)                |  |
| <b>FSN South:</b> 71 (39-32, .549)                |  |
| <b>Independent:</b> 12 (7-5, .583)                |  |
| <b>SEC-TV:</b> 8 (3-5, .375)                      |  |
| <b>SportsChannel:</b> 2 (1-1, .500)               |  |
| <b>SportsSouth:</b> 1 (1-0, 1.000)                |  |
| <b>Sunshine Network:</b> 2 (0-2, .000)            |  |
| <b>USA:</b> 8 (5-3, .625)                         |  |
| <b>WTBS:</b> 4 (3-1, .750)                        |  |
| <b>Home Games on TV:</b> 217 (128-89, .590)       |  |
| <b>Away Games on TV:</b> 167 (43-124, .257)       |  |
| <b>Neutral Games on TV:</b> 100 (44-56, .440)     |  |

SEC Regular Season & Tournament Champions

| Year | Regular Season Champion (SEC Record, Overall)         | Tournament Champion |
|------|---|---------------------|
| 1933 | Kentucky (8-0, 20-3)                                  | Kentucky            |
| 1934 | Alabama (13-2, 16-2)                                  | Alabama             |
| 1935 | LSU (12-0, 14-1), Kentucky (11-0, 19-2)               |                     |
| 1936 | Tennessee (8-4, 15-6)                                 | Tennessee           |
| 1937 | Kentucky (5-3, 17-5)                                  | Kentucky            |
| 1938 | Georgia Tech (9-2, 18-2)                              | Georgia Tech        |
| 1939 | Kentucky (5-2, 16-4)                                  | Kentucky            |
| 1940 | Kentucky (4-4, 15-6)                                  | Kentucky            |
| 1941 | Tennessee (8-3, 17-5)                                 | Tennessee           |
| 1942 | Kentucky (6-2, 19-6)                                  | Kentucky            |
| 1943 | Tennessee (6-3, 14-4)                                 | Tennessee           |
| 1944 | Kentucky (0-0, 19-2)                                  | Kentucky            |
| 1945 | Kentucky (4-1, 22-4)                                  | Kentucky            |
| 1946 | Kentucky (6-0, 28-2)                                  | Kentucky            |
| 1947 | Kentucky (11-0, 34-3)                                 | Kentucky            |
| 1948 | Kentucky (9-0, 36-3)                                  | Kentucky            |
| 1949 | Kentucky (13-0, 32-2)                                 | Kentucky            |
| 1950 | Kentucky (11-2, 25-5)                                 | Kentucky            |
| 1951 | Kentucky (14-0, 32-2)                                 | Vanderbilt          |
| 1952 | Kentucky (14-0, 29-3)                                 | Kentucky            |
| 1953 | LSU (13-0, 25-2)                                      |                     |
| 1954 | Kentucky (14-0, 25-0), LSU (14-0, 21-5)               |                     |
| 1955 | Kentucky (12-2, 23-3)                                 |                     |
| 1956 | Alabama (14-0, 21-3)                                  |                     |
| 1957 | Kentucky (12-2, 23-5)                                 |                     |
| 1958 | Kentucky (12-2, 23-6)                                 |                     |
| 1959 | Mississippi State (13-1, 24-1)                        |                     |
| 1960 | Auburn (12-2, 19-3)                                   |                     |
| 1961 | Mississippi State (11-3, 19-6)                        |                     |
| 1962 | Mississippi State (13-1, 24-1), Kentucky (13-1, 23-3) |                     |
| 1963 | Mississippi State (12-2, 22-6)                        |                     |
| 1964 | Kentucky (11-3, 21-6)                                 |                     |
| 1965 | Vanderbilt (15-1, 24-4)                               |                     |
| 1966 | Kentucky (15-1, 32-2)                                 |                     |
| 1967 | Tennessee (15-3, 21-7)                                |                     |
| 1968 | Kentucky (15-3, 22-5)                                 |                     |
| 1969 | Kentucky (16-2, 23-5)                                 |                     |
| 1970 | Kentucky (17-1, 26-2)                                 |                     |
| 1971 | Kentucky (16-2, 22-4)                                 |                     |
| 1972 | Kentucky (14-4, 21-7), Tennessee (14-4, 19-6)         |                     |
| 1973 | Kentucky (14-4, 20-8)                                 |                     |

| Year | Regular Season Champion (SEC Record, Overall) | Tournament Champion |
|------|---|---------------------|
| 1974 | Vanderbilt (15-3, 23-3), Alabama (15-3, 22-4) |                     |
| 1975 | Kentucky (15-3, 26-5), Alabama (15-3, 22-5)   |                     |
| 1976 | Alabama (15-3, 23-5)                          |                     |
| 1977 | Tennessee (16-2, 22-6), Kentucky (16-2, 26-4) |                     |
| 1978 | Kentucky (16-2, 30-2)                         |                     |
| 1979 | LSU (14-4, 23-6)                              | Tennessee           |
| 1980 | Kentucky (15-3, 29-6)                         | LSU                 |
| 1981 | LSU (17-1, 31-5)                              | Ole Miss            |
| 1982 | Kentucky (13-5, 22-8)                         | Alabama             |
| 1983 | Kentucky (13-5, 23-8)                         | Georgia             |
| 1984 | Kentucky (14-4, 29-5)                         | Kentucky            |
| 1985 | LSU (13-5, 19-10)                             | Auburn              |
| 1986 | Kentucky (17-1, 32-4)                         | Kentucky            |
| 1987 | Alabama (16-2, 28-5)                          | Alabama             |
| 1988 | Kentucky (13-5, 27-6)                         | Vacated             |
| 1989 | Florida (13-5, 21-13)                         | Alabama             |
| 1990 | Georgia (13-5, 20-9)                          | Alabama             |
| 1991 | LSU (13-5, 20-10), Miss. State (13-5, 20-9)   | Alabama             |
| 1992 | Arkansas (13-3, 26-8)                         | Kentucky            |
| 1993 | Vanderbilt (14-2, 28-6)                       | Kentucky            |
| 1994 | Arkansas (14-2, 31-3)                         | Kentucky            |
| 1995 | Kentucky (14-2, 28-5)                         | Kentucky            |
| 1996 | Kentucky (16-0, 34-2)                         | Mississippi State   |
| 1997 | South Carolina (15-1, 24-8)                   | Kentucky            |
| 1998 | Kentucky (14-2, 35-4)                         | Kentucky            |
| 1999 | Auburn (14-2, 29-4)                           | Kentucky            |
| 2000 | Florida (12-4, 29-8), Kentucky (12-4, 23-10)  | Arkansas            |
|      | LSU (12-4, 28-6), Tennessee (12-4, 26-7)      |                     |
| 2001 | Kentucky (24-10, 12-4), Florida (24-7, 12-4)  | Kentucky            |
| 2002 | Alabama (12-4, 27-8)                          | Mississippi State   |
| 2003 | Kentucky (16-0, 32-4)                         | Kentucky            |
| 2004 | Mississippi State (14-2, 26-4)                | Kentucky            |
| 2005 | Kentucky (14-2, 28-6)                         | Florida             |
| 2006 | LSU (14-2, 27-9)                              | Florida             |
| 2007 | Florida (13-3, 35-5)                          | Florida             |
| 2008 | Tennessee (14-2, 31-5)                        | Georgia             |
| 2009 | LSU (13-3, 27-8)                              | Mississippi State   |
| 2010 | Kentucky (14-2, 35-3)                         | Kentucky            |
| 2011 | Florida (13-3, 29-8)                          | Kentucky            |
| 2012 | Kentucky (16-0, 38-2)                         | Vanderbilt          |
| 2013 | Florida (14-4, 29-8)                          | Ole Miss            |
| 2014 | Florida (18-0, 36-2)                          | Florida             |



## All-Time SEC Standings

All-Time SEC Standings  
(Conference Games Only, 1933-2013)

| Team                  | Yrs.      | Won        | Lost       | Pct.        | Championships |
|-----------------------|-----------|------------|------------|-------------|---------------|
| Kentucky              | 81        | 925        | 263        | .779        | 45            |
| Alabama               | 81        | 749        | 568        | .569        | 7             |
| Tennessee             | 81        | 695        | 531        | .567        | 9             |
| Missouri              | 2         | 20         | 16         | .556        | 0             |
| Vanderbilt            | 82        | 655        | 597        | .523        | 3             |
| Arkansas              | 23        | 191        | 181        | .513        | 2             |
| LSU                   | 82        | 640        | 630        | .504        | 10            |
| Florida               | 81        | 590        | 613        | .490        | 7             |
| <b>Auburn</b>         | <b>81</b> | <b>570</b> | <b>692</b> | <b>.452</b> | <b>2</b>      |
| Mississippi State     | 81        | 558        | 726        | .435        | 6             |
| Texas A&M             | 2         | 15         | 21         | .417        | 0             |
| Georgia               | 82        | 510        | 738        | .409        | 1             |
| Ole Miss              | 81        | 476        | 787        | .377        | 0             |
| South Carolina        | 23        | 138        | 234        | .371        | 1             |
| <b>Former Members</b> |           |            |            |             |               |
| Georgia Tech          | 32        | 201        | 207        | .493        | 1             |
| Tulane                | 34        | 195        | 252        | .436        | 0             |
| Sewanee               | 8         | 3          | 76         | .038        | 0             |

Note: Sewanee withdrew from the conference after the 1940 season, Georgia Tech after 1964 and Tulane after 1966. During World War II, six schools suspended formal basketball for the 1943-44 season—Alabama, Auburn, Florida, Ole Miss, Miss. State and Tennessee. Kentucky did not compete during the 1953 season due to NCAA suspension.

Composite SEC Tournament Standings  
(52 Years)

| Team                  | Years     | Titles   | Won       | Lost      | Pct.        |
|-----------------------|-----------|----------|-----------|-----------|-------------|
| Kentucky              | 53        | 27       | 121       | 25        | .829        |
| Alabama               | 55        | 6        | 61        | 48        | .560        |
| Tennessee             | 54        | 4        | 62        | 50        | .554        |
| Florida               | 49        | 4        | 42        | 45        | .483        |
| Arkansas              | 23        | 1        | 20        | 22        | .476        |
| LSU                   | 55        | 1        | 46        | 54        | .460        |
| Georgia               | 54        | 2        | 41        | 52        | .441        |
| South Carolina        | 23        | 0        | 18        | 23        | .439        |
| Vanderbilt            | 53        | 2        | 37        | 51        | .420        |
| Ole Miss              | 52        | 2        | 30        | 50        | .375        |
| Mississippi State     | 54        | 3        | 29        | 51        | .363        |
| <b>Auburn</b>         | <b>52</b> | <b>1</b> | <b>27</b> | <b>51</b> | <b>.346</b> |
| Missouri              | 2         | 0        | 1         | 2         | .333        |
| Texas A&M             | 2         | 0        | 1         | 2         | .333        |
| <b>Former Members</b> |           |          |           |           |             |
| Georgia Tech          |           | 1        | 14        | 18        | .438        |
| Tulane                |           | 0        | 12        | 16        | .429        |
| Sewanee               |           | 0        | 0         | 2         | .000        |

## All-Time Overall Records

| Team              | Yrs. | Won  | Lost | Tied | Pct. |
|-------------------|------|------|------|------|------|
| Kentucky#         | 109  | 2101 | 669  | 1    | .758 |
| Arkansas          | 90   | 1580 | 892  | 0    | .639 |
| Alabama#          | 100  | 1559 | 956  | 1    | .620 |
| Tennessee         | 104  | 1534 | 971  | 2    | .612 |
| Missouri          | 109  | 1576 | 1068 | 0    | .596 |
| Vanderbilt        | 110  | 1501 | 1069 | 0    | .584 |
| LSU               | 105  | 1445 | 1103 | 0    | .567 |
| Florida#          | 94   | 1304 | 1032 | 0    | .558 |
| Mississippi State | 101  | 1313 | 1111 | 0    | .542 |
| Auburn            | 107  | 1252 | 1118 | 1    | .528 |
| South Carolina    | 105  | 1305 | 1166 | 1    | .528 |
| Texas A&M         | 102  | 1324 | 1208 | 0    | .523 |
| Georgia#          | 108  | 1318 | 1217 | 0    | .520 |
| Ole Miss          | 103  | 1197 | 1228 | 0    | .494 |

# On-the-court records: UK 2000-633-1; ALA 1485-902-1; UG 1252-1157; UF 1198-995 before NCAA participation was vacated.



## All-Americans

**1931-32**

Jack Stewart—College Humor Magazine (second team)

**1958-59**

Rex Frederick—Helms Athletic Foundation (second team)

**1959-60**

Henry Hart—Helms Athletic Foundation (second team)

**1965-66**

Lee DeFore—Helms Athletic Foundation (36-man roster)

**1969-70**

John Mengelt—Helms Athletic Foundation (36-man roster)

**1970-71**

John Mengelt—Helms Athletic Foundation (36-man roster)

**1977-78**

Mike Mitchell—Converse Yearbook (second team)

**1983-84**

Charles Barkley— Basketball Times (second team)  
NABC (third team)

**1984-85**

Chuck Person— The Sporting News (second team)  
McGregor (third team)

**1985-86**

Chuck Person— Basketball Weekly (second team)  
NABC (third team)

**1993-94**

Wesley Person— Associated Press (honorable mention)  
United States Basketball Writers Association  
(honorable mention)

**1998-99**

Chris Porter— John Wooden Award (first-team)  
Basketball Times (first-team)  
College Hoops Insider (first-team)  
Associated Press (second-team)  
United States Basketball Writers Association  
(second-team)

Doc Robinson— College Hoops Insider (first-team)  
Associated Press (honorable mention)

Key to Abbreviation:

NABC—National Association of Basketball Coaches

## Retired Jerseys

**11 • WESLEY PERSON**

Wesley Person (#11) and his brother Chuck Person (#45) both had their jerseys retired Feb. 18, 2006. Wesley Person (1991-94) was a 1994 Associated Press All-American, three-time All-SEC selection and is third on Auburn's all-time scoring chart with 2,066 points and all-time leader in 3-pointers made (262) and 3-point percentage (.441).

**15 • JOHN MENGELT**

John Mengelt (1969-71) became the first Tiger to have his Auburn jersey retired (#15), January 6, 2001. He played only three varsity years, finishing his career as Auburn's all-time leading scorer with 1,920 points. An All-American and All-SEC selection, Mengelt's 60 points vs. Alabama is still an AU record.

**32 • REX FREDERICK**

Rex Frederick (1957-59) had his #32 Auburn jersey retired Mar. 4, 2006. The Birmingham, Ala., native was a Helms Athletic Foundation selection in 1959 and was a three-time All-SEC selection. He is Auburn's all-time leading rebounder with 14.3 rebounds per game while his 904 career rebounds ranks fifth on the Tigers' all-time rebounding chart. Frederick left as Auburn's all-time leading rebounder and scorer with 937 points.

**30 • MIKE MITCHELL**

Mike Mitchell (1975-78) had his #30 Auburn jersey retired January 20, 2013. Mitchell was a second-team All-America in 1977-78 and a four-time All-SEC selection, including a first-team pick three years. He is the all-time leading rebounder in Auburn history with 996 and he left as the all-time leading scorer with 2,132 points.

**34 • CHARLES BARKLEY**

Charles Barkley (1982-84) had his #34 Auburn jersey retired March 3, 2001. Barkley, one of the NBA's 50 All-Time Greatest, was a two-time Olympic Gold Medalist, SEC Player of the Decade for the 1980s, All-American, SEC Player of the Year in 1984 and an All-SEC selection.

**45 • CHUCK PERSON**

Chuck Person (1983-86) was a two-time All-American in 1985 and 1986 and a three-time first-team All-SEC selection. "The Rifleman" is Auburn's all-time scoring leader with 2,311 points (without the 3-point shot). The Brantley, Ala., native led the Tigers to their greatest run in history reaching the 1986 NCAA Tournament Elite Eight with wins over No. 1 seeded St. John's and fourth-seeded UNLV before falling to eventual National Champion Louisville.





## All-SEC

| Year | Player              | AP | +UPI | *Coaches | Year  | Player                 | AP           | +UPI | *Coaches |
|------|---------------------|----|------|----------|---|------------------------|--------------|------|----------|
| 1950 | Don Lanford, G      | 2  |      |          | 1995  | Moochie Norris, G      | 3            |      | 3        |
|      | Bill Lynn, F        | 3  |      |          | 1996  | Wes Flanigan, G        | 3            |      | 3        |
| 1951 | Don Lanford, G      | 3  |      |          |   | Lance Weems, G         |              |      | 3        |
| 1954 | Bob Miller, F       | 3  |      |          | 1997  | Pat Burke, C           | Hon. Mention |      |          |
| 1955 | Bill Kirkpatrick, G | 2  | 1    |          | 1998  | Bryant Smith, F        | Hon. Mention |      |          |
| 1956 | Jim O'Donnell, G    | 3  |      |          | 1999  | Chris Porter, F        | 1            |      | 1        |
| 1957 | Rex Frederick, C    | 3  |      |          |   | Doc Robinson, G        | 1            |      | 1        |
| 1958 | Rex Frederick, F    | 1  |      | 1        |   | Bryant Smith, F        | 2            |      | 2        |
|      | Jimmy Lee, G        | 3  |      |          |   | Mamadou N'diaye, C     | 3            |      |          |
| 1959 | Rex Frederick, F    | 1  |      | 1        | 2000  | Doc Robinson, G        | 1            |      | 2        |
|      | Jimmy Lee, F        | 2  |      |          |   | Chris Peorter, F       | 2            |      | 2        |
|      | Henry Hart, G       | 2  |      |          | 2001  | Jamison Brewer, G      | 3            |      |          |
| 1960 | Henry Hard, F       | 1  |      | 1        |   | Marquis Daniels, F     | 3            |      | 3        |
|      | David Vaughn, C     | 3  |      |          |   | Adam Harrington, G     |              |      | 3        |
| 1961 | Jim Fibbe, F        | 2  |      | 1        | 2003  | Marquis Daniels, F     | 2            |      | 2        |
| 1926 | Layton Johns, C     | 2  |      | 1        | 2004  | Marco Killingsworth, F | 3            |      | 2        |
|      | Billy Tinker, F     | 3  |      |          | 2005  | Toney Douglas, G       | 3            |      | 3        |
| 1963 | Layton Johns, F     | 1  |      | 1        | 2009  | Korvotney Barber, F    | 2            |      | 2        |
|      | John Blackwell, G   | 3  |      |          | 2013  | Chris Denson, G        | Hon. Mention |      | 2        |
| 1964 | Lee DeFore, C       | 3  |      |          | * 10-player squad until a 5-member squad in 1993-94 |                        |              |      |          |
| 1965 | Joe Newton, G       | 1  | 2    | 1        | + Discontinued after 1990-91 season                 |                        |              |      |          |
|      | Freddie Guy, F      | 3  |      |          |   |                        |              |      |          |
|      | Lee DeFore, F       |    | 3    |          |   |                        |              |      |          |
| 1966 | Lee DeFore, C       | 3  |      |          |   |                        |              |      |          |
| 1967 | Alex Howell, G      |    | 3    |          |   |                        |              |      |          |
|      | Bobby Buisson, G    |    |      | 1        |   |                        |              |      |          |
| 1968 | Wally Tinker, F     |    | 3    |          |   |                        |              |      |          |
| 1969 | John Mengelt, G     | 2  | 2    | 1        |   |                        |              |      |          |
|      | Wally Tinker, F     | 3  |      | 1        |   |                        |              |      |          |
| 1970 | John Mengelt, G     | 1  | 1    | 1        |   |                        |              |      |          |
|      | Bill Alexander, F   | 3  |      |          |   |                        |              |      |          |
| 1971 | John Mengelt, G     | 1  | 1    | 1        |   |                        |              |      |          |
| 1972 | Henry Harris, G     | 3  |      |          |   |                        |              |      |          |
| 1973 | Gary England, G     | 3  |      |          |   |                        |              |      |          |
| 1974 | Eddie Johnson, G    | 2  | 2    | 1        |   |                        |              |      |          |
| 1975 | Eddie Johnson, G    | 2  | 2    | 1        |   |                        |              |      |          |
|      | Mike Mitchell, F    | 3  | 3    |          |   |                        |              |      |          |
| 1976 | Eddie Johnson, G    | 1  | 1    | 1        |   |                        |              |      |          |
|      | Mike Mitchell, F    | 2  | 2    | 1        |   |                        |              |      |          |
| 1977 | Mike Mitchell, F    | 2  | 2    | 1        |   |                        |              |      |          |
|      | Eddie Johnson, G    | 3  | 3    |          |   |                        |              |      |          |
| 1978 | Mike Mitchell, F    | 1  | 1    | 1        |   |                        |              |      |          |
|      | Stan Pietkiewicz, F | 2  | 2    |          |   |                        |              |      |          |
| 1979 | Bobby Cattage, C    |    | 3    |          |   |                        |              |      |          |
| 1982 | Charles Barkley, C  | 2  | 2    |          |   |                        |              |      |          |
|      | Odell Mosteller, G  |    | 2    |          |   |                        |              |      |          |
| 1983 | Charles Barkley, C  | 2  | 2    | 1        |   |                        |              |      |          |
|      | Darrell Lockhart, F | 3  |      |          |   |                        |              |      |          |
| 1984 | Charles Barkley, C  | 1  | 1    | 1        |   |                        |              |      |          |
|      | Chuck Person, F     | 1  | 1    | 1        |   |                        |              |      |          |
| 1985 | Chuck Person, F     | 1  | 1    | 1        |   |                        |              |      |          |
| 1986 | Chuck Person, F     | 1  | 1    | 1        |   |                        |              |      |          |
| 1987 | Jeff Moore, C       | 2  | 1    | 1        |   |                        |              |      |          |
|      | Chris Morris, F     | 2  | 3    |          |   |                        |              |      |          |
|      | Frank Ford, G       | 3  |      |          |   |                        |              |      |          |
| 1988 | Chris Morris, F     | 1  | 1    | 1        |   |                        |              |      |          |
|      | Jeff Moore, C       |    | 3    |          |   |                        |              |      |          |
| 1989 | Keenan Carpenter, G | 2  | 3    |          |   |                        |              |      |          |
| 1990 | Ronnie Battle, G    | 3  |      | 1        |   |                        |              |      |          |
|      | Derrick Dennison, F |    | 3    |          |   |                        |              |      |          |
| 1991 | Ronnie Battle, G    | 2  | 3    |          |   |                        |              |      |          |
| 1992 | Wesley Person, F    | 3  |      |          |   |                        |              |      |          |
| 1993 | Wesley Person, F/G  | 2  |      | 1        |   |                        |              |      |          |
|      | Ronnie Battle, G    |    |      | 1        |   |                        |              |      |          |
|      | Aaron Swinson, C    | 3  |      | 2        |   |                        |              |      |          |
| 1994 | Wesley Person, G/F  | 1  |      | 1        |   |                        |              |      |          |
|      | Aaron Swinson, F/C  | 2  |      | 1        |   |                        |              |      |          |



BARKLEY, Charles, PF - Philadelphia 76ers (1984-1992), Phoenix Suns (1992-1996), Houston Rockets (1996-2000)  
 BREWER, Jamison, PG/SG - Indiana Pacers (2001-2004), New York Knicks (2004-05)  
 BURKE, Pat, C - Orlando Magic (2002-03), Phoenix Suns (2006-07)  
 CATTAGE, Bobby, PF - Utah Jazz (1981-82), New Jersey Nets (1985-86)  
 DANIELS, Marquis, SG/SF - Dallas Mavericks (2003-06), Indiana Pacers (2006-2009), Boston Celtics (2009-2012), Milwaukee Bucks (2012-13)  
 DOUGLAS, Toney, PG/SG - New York Knicks (2009-12), Houston Rockets (2012-13), Sacramento Kings (2012-13), Golden State Warriors (2013-14), Miami Heat (2013-14)  
 HARRINGTON, Adam, SG - Dallas Mavericks (2002-03), Denver Nuggets (2002-03)  
 JOHNSON, Eddie, SG - Atlanta Hawks (1977-86), Cleveland Cavaliers (1985-86), Seattle Sonics (1986-87)  
 LOCKHART, Darrell, C - San Antonio Spurs (1983-84)  
 MENGELT, John, SG - Cincinnati Royals (1971-72), Kansas City-Omaha Kings (1972-73), Detroit Pistons (1972-1976), Chicago Bulls (1976-1980), Golden State Warriors (1980-81)  
 MITCHELL, Mike, SF - Cleveland Cavaliers (1978-1982), San Antonio Spurs (1982-88)  
 MORRIS, Chris, SF/SG - New Jersey Nets (1988-1995), Utah Jazz (1995-1998), Phoenix Suns (1998-99)  
 N'DIAYE, Mamadou, C - Toronto Raptors (2000-03), Dallas Mavericks (2003-04), Atlanta Hawks (2003-04), Los Angeles Clippers (2004-05)  
 NORRIS, Moochie, PG - Vancouver Grizzlies (1996-97), Seattle Sonics (1998-99), Houston Rockets (1999-04, 2005-06), New York Knicks (2003-05), New Orleans/Oklahoma City Hornets (2005-06)  
 PATRICK, Myles, SF - Los Angeles Lakers (1980-81)  
 PERSON, Chuck, SF/PF - Indiana Pacers (1986-92), Minnesota Timberwolves (1992-94), San Antonio Spurs (1994-98), Charlotte Hornets (1998-99), Seattle Sonics (1999-00)  
 PERSON, Wesley, SG/SFF - Phoenix Suns (1994-97), Cleveland Cavaliers (1997-02), Memphis Grizzlies (2002-04), Portland Trailblazers (2003-04), Atlanta Hawks (2003-04), Miami Heat (2004-05), Denver Nuggets (2004-05)  
 PIETKIEWICZ, Stan, SG/PG - San Diego Clippers (1978-81), Dallas Mavericks (1980-81)  
 PORTER, Chris, SF - Golden State Warriors (2000-01)  
 SWINSON, Aaron, SF - Phoenix Suns (1994-95)

| Year | Rnd | Pick | Name, Pos.              | Team                  |
|------|-----|------|-------------------------|-----------------------|
| 1960 | 12  | 82   | Henry Hart, G           | New York Knicks       |
| 1963 | 4   | 34   | Layton Johns, C         | Los Angeles Lakers    |
| 1965 | 4   | 21   | Joe Newton, C           | Baltimore Bullets     |
| 1966 | 4   | 31   | Lee DeFore, F           | New York Knicks       |
| 1971 | 2   | 21   | John Mengelt, SG        | Cincinnati Royals     |
| 1972 | 8   | 120  | Henry Harris, G         | Houston Rockets       |
| 1973 | 3   | 46   | Jim Retseck, F          | Golden State Warriors |
| 1976 | 5   | 73   | Gary Redding, F         | Portland Trailblazers |
| 1977 | 3   | 49   | Eddie Johnson, SG       | Atlanta Hawks         |
| 1978 | 1   | 15   | Mike Mitchell, SF       | Cleveland Cavaliers   |
|      | 7   | 133  | Stan Pietkiewicz, SG/PG | San Diego Clippers    |
| 1979 | 7   | 143  | Rich Valavicius, F      | Houston Rockets       |
| 1980 | 8   | 170  | Rich Valavicius, F      | Washington Bullets    |
| 1981 | 6   | 122  | Earl Banks, F           | Seattle SuperSonics   |
|      | 8   | 165  | Bobby Cattage, PF       | Utah Jazz             |
| 1983 | 2   | 35   | Darrell Lockhart, C     | San Antonio Spurs     |
|      | 10  | 211  | Odell Mosteller, G      | Utah Jazz             |
| 1984 | 1   | 5    | Charles Barkley, PF     | Philadelphia 76ers    |
|      | 9   | 193  | Greg Turner, F/C        | Kansas City Kings     |
| 1986 | 1   | 4    | Chuck Person, SF/PF     | Indiana Pacers        |
| 1987 | 6   | 138  | Frank Ford, G           | Los Angeles Lakers    |
|      | 7   | 158  | Gerald White, G         | Dallas Mavericks      |
| 1988 | 1   | 4    | Chris Morris, SF/SG     | New Jersey Nets       |
|      | 3   | 58   | Jeff Moore, C/F         | Charlotte Hornets     |
|      | 3   | 63   | Mike Jones, F           | Milwaukee Bucks       |
| 1994 | 1   | 23   | Wesley Person, SG/SF    | Phoenix Suns          |
| 2000 | 1   | 26   | Mamadou N'Diaye, C      | Denver Nuggets        |
|      | 2   | 55   | Chris Porter, SF        | Golden State Warriors |
| 2001 | 2   | 40   | Jamison Brewer, PG/SG   | Indiana Pacers        |

**Undrafted Free Agents to Play in the NBA**

Pat Burke, C  
 Marquis Daniels, SG/SF  
 Adam Harrington, SG  
 Myles Patrick, SF  
 Aaron Swinson, SF

*Played at Auburn and transferred to another school*

| Year | Rnd | Pick | Name, Pos.           | Team               |
|------|-----|------|----------------------|--------------------|
| 1996 | 2   | 33   | Moochie Norris, PG   | Milwaukee Bucks    |
| 2009 | 1   | 29   | Toney Douglas, PG/SG | Los Angeles Lakers |

**All-Time NBA Awards & Honors**

**NAISMITH MEMORIAL BASKETBALL HALL OF FAME INDUCTEES**

Charles Barkley (2006)

**NBA 50 GREATEST PLAYERS**

Charles Barkley

**NBA LEAGUE MVP**

Charles Barkley (1993)

**NBA ROOKIE OF THE YEAR**

Chuck Person (1987)

**ALL-NBA TEAM**

Charles Barkley (1986 - 2nd Team, 1987 - 2nd Team, 1988, 1989, 1990, 1991, 1992 - 2nd Team, 1993, 1994 - 2nd Team, 1995 - 2nd Team, 1996 - 3rd Team)

**NBA ALL-DEFENSIVE TEAM**

Eddie Johnson (1979 - 2nd Team, 1980 - 2nd Team)

**NBA ALL-ROOKIE TEAM**

Charles Barkley (1985)  
 Chris Morris (1989 - 2nd Team)  
 Chuck Person (1987)  
 Wesley Person (1995 - 2nd Team)

**NBA FINALS PARTICIPANTS**

Charles Barkley (1993 - Chicago Bulls def. Phoenix Suns, 4-2)  
 Chris Morris (1997 - Chicago Bulls def. Utah Jazz, 4-2)  
 Marquis Daniels (2006 - Miami Heat def. Dallas Mavericks, 4-2)

**NBA ALL-STAR GAME PARTICIPANTS**

Charles Barkley (1987, 1988, 1989, 1990, 1991, 1992, 1993, 1994, 1995, 1996, 1997)  
 Eddie Johnson (1980, 1981)  
 Mike Mitchell (1981)

**NBA ALL-STAR GAME MVP**

Charles Barkley (1991)



**ATLANTA HAWKS**

**DRAFT CHOICES**

| YEAR | RND | PICK | NAME              |
|------|-----|------|-------------------|
| 1977 | 3   | 49   | Eddie Johnson, SG |

**ALL-TIME ROSTER**

| NAME            | POS.  | YEARS   |
|-----------------|-------|---------|
| Eddie Johnson   | SG    | 1977-86 |
| Mamadou N'Diaye | C     | 2003-04 |
| Wesley Person   | SG/SF | 2003-04 |

**BOSTON CELTICS**

**ALL-TIME ROSTER**

| NAME            | POS.  | YEARS   |
|-----------------|-------|---------|
| Marquis Daniels | SG/SF | 2009-12 |

**CHARLOTTE HORNETS**

**DRAFT CHOICES**

| YEAR | RND | PICK | NAME            |
|------|-----|------|-----------------|
| 1988 | 3   | 58   | Jeff Moore, C/F |

**ALL-TIME ROSTER**

| NAME         | POS.  | YEARS   |
|--------------|-------|---------|
| Chuck Person | SF/PF | 1998-99 |

**CHICAGO BULLS**

**ALL-TIME ROSTER**

| NAME         | POS. | YEARS   |
|--------------|------|---------|
| John Mengelt | SG   | 1976-80 |

**CLEVELAND CAVALIERS**

**DRAFT CHOICES**

| YEAR | RND | PICK | NAME              |
|------|-----|------|-------------------|
| 1978 | 1   | 15   | Mike Mitchell, SF |

**ALL-TIME ROSTER**

| NAME          | POS.  | YEARS   |
|---------------|-------|---------|
| Eddie Johnson | SG    | 1985-86 |
| Mike Mitchell | SF    | 1978-82 |
| Wesley Person | SG/SF | 1997-02 |

**DALLAS MAVERICKS**

**DRAFT CHOICES**

| YEAR | RND | PICK | NAME            |
|------|-----|------|-----------------|
| 1987 | 7   | 158  | Gerald White, G |

**ALL-TIME ROSTER**

| NAME             | POS.  | YEARS   |
|------------------|-------|---------|
| Marquis Daniels  | SG/SF | 2003-06 |
| Adam Harrington  | SG    | 2002-03 |
| Mamadou N'Diaye  | C     | 2003-04 |
| Stan Pietkiewicz | SG/PG | 1980-81 |

**DENVER NUGGETS**

**DRAFT CHOICES**

| YEAR | RND | PICK | NAME               |
|------|-----|------|--------------------|
| 2000 | 1   | 26   | Mamadou N'Diaye, C |

**ALL-TIME ROSTER**

| NAME            | POS.  | YEARS   |
|-----------------|-------|---------|
| Adam Harrington | SG    | 2002-03 |
| Wesley Person   | SG/SF | 2004-05 |

**DETROIT PISTONS**

**ALL-TIME ROSTER**

| NAME         | POS. | YEARS   |
|--------------|------|---------|
| John Mengelt | SG   | 1972-76 |

**GOLDEN STATE WARRIORS**

**DRAFT CHOICES**

| YEAR | RND | PICK | NAME             |
|------|-----|------|------------------|
| 1973 | 3   | 46   | Jim Retseck, F   |
| 2000 | 2   | 55   | Chris Porter, SF |

**ALL-TIME ROSTER**

| NAME          | POS.  | YEARS   |
|---------------|-------|---------|
| Toney Douglas | PG/SG | 2013-14 |
| John Mengelt  | SG    | 1980-81 |
| Chris Porter  | SF    | 2000-01 |

**HOUSTON ROCKETS**

**DRAFT CHOICES**

| YEAR | RND | PICK | NAME               |
|------|-----|------|--------------------|
| 1972 | 8   | 12   | Henry Harris, G    |
| 1979 | 7   | 143  | Rich Valavicius, F |

**ALL-TIME ROSTER**

| NAME            | POS.  | YEARS            |
|-----------------|-------|------------------|
| Charles Barkley | PF    | 1996-00          |
| Toney Douglas   | PG/SG | 2012-13          |
| Moochie Norris  | PG    | 1999-04, 2005-06 |

**INDIANA PACERS**

**DRAFT CHOICES**

| YEAR | RND | PICK | NAME                  |
|------|-----|------|-----------------------|
| 1986 | 1   | 4    | Chuck Person, SF/PF   |
| 2001 | 2   | 40   | Jamison Brewer, PG/SG |

**ALL-TIME ROSTER**

| NAME            | POS.  | YEARS   |
|-----------------|-------|---------|
| Jamison Brewer  | PG    | 2001-04 |
| Marquis Daniels | PF    | 2006-09 |
| Chuck Person    | SF/PF | 1986-92 |

**LOS ANGELES CLIPPERS**

**DRAFT CHOICES**

| YEAR | RND | PICK | NAME                    |
|------|-----|------|-------------------------|
| 1978 | 7   | 133  | Stan Pietkiewicz, SG/PG |

**ALL-TIME ROSTER**

| NAME             | POS.  | YEARS   |
|------------------|-------|---------|
| Mamadou N'Diaye  | C     | 2004-05 |
| Stan Pietkiewicz | SG/PG | 1978-81 |

**LOS ANGELES LAKERS**

**DRAFT CHOICES**

| YEAR | RND | PICK | NAME            |
|------|-----|------|-----------------|
| 1963 | 4   | 34   | Layton Johns, C |
| 1987 | 6   | 138  | Frank Ford, G   |

**ALL-TIME ROSTER**

| NAME          | POS. | YEARS   |
|---------------|------|---------|
| Myles Patrick | SF   | 1980-81 |

**MEMPHIS GRIZZLIES**

**ALL-TIME ROSTER**

| NAME  | POS.  | YEARS   |
|---|-------|---------|
| *Moochie Norris                             | PG    | 1996-97 |
| Wesley Person                               | SG/SF | 2002-04 |
| <i>*-played for the Vancouver Grizzlies</i> |       |         |

**MIAMI HEAT**

**ALL-TIME ROSTER**

| NAME          | POS.  | YEARS   |
|---------------|-------|---------|
| Toney Douglas | PG/SG | 2013-14 |
| Wesley Person | SG/SF | 2004-05 |

**MILWAUKEE BUCKS**

**DRAFT CHOICES**

| YEAR | RND | PICK | NAME          |
|------|-----|------|---------------|
| 1988 | 3   | 63   | Mike Jones, F |

**ALL-TIME ROSTER**

| NAME            | POS.  | YEARS   |
|-----------------|-------|---------|
| Marquis Daniels | SG/SF | 2012-13 |

**MINNESOTA TIMBERWOLVES**

**ALL-TIME ROSTER**

| NAME         | POS.  | YEARS   |
|--------------|-------|---------|
| Chuck Person | SF/PF | 1992-94 |

**NEW JERSEY NETS**

**DRAFT CHOICES**

| YEAR | RND | PICK | NAME                |
|------|-----|------|---------------------|
| 1988 | 1   | 4    | Chris Morris, SF/SG |

**ALL-TIME ROSTER**

| NAME          | POS.  | YEARS   |
|---------------|-------|---------|
| Bobby Cattage | PF    | 1985-86 |
| Chris Morris  | SF/SG | 1988-95 |

**NEW ORLEANS PELICANS**

**ALL-TIME ROSTER**

| NAME           | POS. | YEARS   |
|----------------|------|---------|
| Moochie Norris | PG   | 2005-06 |

**NEW YORK KNICKS**

**DRAFT CHOICES**

| YEAR | RND | PICK | NAME          |
|------|-----|------|---------------|
| 1960 | 12  | 82   | Henry Hart, G |
| 1966 | 4   | 31   | Lee DeFore, F |

**ALL-TIME ROSTER**

| NAME           | POS.  | YEARS   |
|----------------|-------|---------|
| Jamison Brewer | PG    | 2004-05 |
| Toney Douglas  | PG/SG | 2009-12 |
| Moochie Norris | PG    | 2003-05 |

**OKLAHOMA CITY THUNDER**

**DRAFT CHOICES**

| YEAR | RND | PICK | NAME          |
|------|-----|------|---------------|
| 1981 | 6   | 122  | Earl Banks, F |

*\*Seattle SuperSonics*

**ALL-TIME ROSTER**

| NAME                                     | POS.  | YEARS   |
|--|-------|---------|
| *Eddie Johnson                           | SG    | 1986-87 |
| *Moochie Norris                          | PG    | 1998-99 |
| *Chuck Person                            | SF/PF | 1999-00 |
| <i>*-played with Seattle SuperSonics</i> |       |         |

**ORLANDO MAGIC**

**ALL-TIME ROSTER**

| NAME      | POS. | YEARS   |
|-----------|------|---------|
| Pat Burke | C    | 2002-03 |

**PHILADELPHIA 76ERS**

**DRAFT CHOICES**

| YEAR | RND | PICK | NAME                |
|------|-----|------|---------------------|
| 1984 | 1   | 5    | Charles Barkley, PF |

**ALL-TIME ROSTER**

| NAME            | POS. | YEARS   |
|-----------------|------|---------|
| Charles Barkley | PF   | 1984-92 |

**PHOENIX SUNS**

**DRAFT CHOICES**

| YEAR | RND | PICK | NAME                 |
|------|-----|------|----------------------|
| 1994 | 1   | 23   | Wesley Person, SG/SF |

**ALL-TIME ROSTER**

| NAME            | POS.  | YEARS   |
|-----------------|-------|---------|
| Charles Barkley | PF    | 1992-96 |
| Pat Burke       | C     | 2006-07 |
| Chris Morris    | SF/SG | 1998-99 |
| Wesley Person   | SG/SF | 1994-97 |
| Aaron Swinson   | SF    | 1994-95 |

**PORTLAND TRAILBLAZERS**

**DRAFT CHOICES**

| YEAR | RND | PICK | NAME            |
|------|-----|------|-----------------|
| 1976 | 5   | 73   | Gary Redding, F |

**ALL-TIME ROSTER**

| NAME          | POS.  | YEARS   |
|---------------|-------|---------|
| Wesley Person | SG/SF | 2003-04 |

**SACRAMENTO KINGS**

**DRAFT CHOICES**

| YEAR                      | RND | PICK | NAME             |
|---------------------------|-----|------|------------------|
| 1971                      | 2   | 21   | John Mengelt, SG |
| 1984                      | 9   | 193  | Greg Turner, F/C |
| <i>*Kansas City Kings</i> |     |      |                  |

**ALL-TIME ROSTER**

| NAME  | POS.  | YEARS   |
|---|-------|---------|
| Toney Douglas   | PG/SG | 2012-13 |
| *John Mengelt   | SG    | 1971-73 |
| <i>*-played for the Cincinnati Royals &amp; Kansas City-Omaha Kings</i> |       |         |

**SAN ANTONIO SPURS**

**DRAFT CHOICES**

| YEAR | RND | PICK | NAME                |
|------|-----|------|---------------------|
| 1983 | 2   | 35   | Darrell Lockhart, C |

**ALL-TIME ROSTER**

| NAME             | POS.  | YEARS   |
|------------------|-------|---------|
| Darrell Lockhart | C     | 1983-84 |
| Mike Mitchell    | SF    | 1982-88 |
| Chuck Person     | SF/PF | 1994-98 |

**TORONTO RAPTORS**

**ALL-TIME ROSTER**

| NAME            | POS. | YEARS   |
|-----------------|------|---------|
| Mamadou N'Diaye | C    | 2000-03 |

**UTAH JAZZ**

**DRAFT CHOICES**

| YEAR | RND | PICK | NAME               |
|------|-----|------|--------------------|
| 1981 | 8   | 165  | Bobby Cattage, PF  |
| 1983 | 10  | 211  | Odell Mosteller, G |


**ALL-TIME ROSTER**

| NAME          | POS.  | YEARS   |
|---------------|-------|---------|
| Bobby Cattage | PF    | 1981-82 |
| Chris Morris  | SF/SG | 1995-98 |

**WASHINGTON WIZARDS**


**DRAFT CHOICES**

| YEAR   | RND | PICK | NAME              |
|--|-----|------|-------------------|
| 1965   | 4   | 21   | Joe Newton, C*    |
| 1980   | 8   | 170  | Rich Valavicius** |
| <i>*Baltimore Bullets **Washington Bullets</i> |     |      |                   |




**CHARLES BARKLEY**  
 Philadelphi 76ers • Phoenix Suns •  
 Houston Rockets

| Year          | Team | GP          | GS          | MIN          | FGM         | FGA          | FG%          | 3FGM       | 3FGA        | 3FG%         | FTM         | FTA         | FT%          | OREB        | DREB        | REB          | AST         | TO          | STL         | BLK        | PF          | PTS          |
|---------------|------|-------------|-------------|--------------|-------------|--------------|--------------|------------|-------------|--------------|-------------|-------------|--------------|-------------|-------------|--------------|-------------|-------------|-------------|------------|-------------|--------------|
| 1984-85       | PHL  | 82          | 60          | 2347         | 427         | 783          | 54.5%        | 1          | 6           | 16.7%        | 293         | 400         | 73.3%        | 266         | 437         | 703          | 155         | 209         | 95          | 80         | 301         | 1148         |
| 1985-86       | PHL  | 80          | 80          | 2952         | 595         | 1041         | 57.2%        | 17         | 75          | 22.7%        | 396         | 578         | 68.5%        | 354         | 672         | 1026         | 312         | 350         | 173         | 125        | 333         | 1603         |
| 1986-87       | PHL  | 68          | 62          | 2740         | 557         | 937          | 59.4%        | 21         | 104         | 20.2%        | 429         | 564         | 76.1%        | 390         | 604         | 994          | 331         | 322         | 119         | 104        | 252         | 1564         |
| 1987-88       | PHL  | 80          | 80          | 3170         | 753         | 1283         | 58.7%        | 44         | 157         | 28.0%        | 714         | 951         | 75.1%        | 385         | 566         | 951          | 254         | 304         | 100         | 103        | 278         | 2264         |
| 1988-89       | PHL  | 79          | 79          | 3088         | 700         | 1208         | 57.9%        | 35         | 162         | 21.6%        | 602         | 799         | 75.3%        | 403         | 583         | 986          | 325         | 254         | 126         | 67         | 262         | 2037         |
| 1989-90       | PHL  | 79          | 79          | 3085         | 706         | 1177         | 60.0%        | 20         | 92          | 21.7%        | 557         | 744         | 74.9%        | 361         | 548         | 909          | 307         | 243         | 148         | 50         | 250         | 1989         |
| 1990-91       | PHL  | 67          | 67          | 2498         | 665         | 1167         | 57.0%        | 44         | 155         | 28.4%        | 475         | 658         | 72.2%        | 258         | 422         | 680          | 284         | 210         | 110         | 33         | 173         | 1849         |
| 1991-92       | PHL  | 75          | 75          | 2881         | 622         | 1126         | 55.2%        | 32         | 137         | 23.4%        | 454         | 653         | 69.5%        | 271         | 559         | 830          | 308         | 235         | 136         | 44         | 196         | 1730         |
| 1992-93       | PHX  | 76          | 76          | 2859         | 716         | 1376         | 52.0%        | 67         | 220         | 30.5%        | 445         | 582         | 76.5%        | 237         | 691         | 928          | 385         | 233         | 119         | 74         | 196         | 1944         |
| 1993-94       | PHX  | 65          | 65          | 2298         | 518         | 1046         | 49.5%        | 48         | 178         | 27.0%        | 318         | 452         | 70.4%        | 198         | 529         | 727          | 296         | 206         | 101         | 37         | 160         | 1402         |
| 1994-95       | PHX  | 68          | 66          | 2382         | 554         | 1141         | 48.6%        | 74         | 219         | 33.8%        | 379         | 507         | 74.8%        | 203         | 553         | 756          | 276         | 150         | 110         | 45         | 201         | 1561         |
| 1995-96       | PHX  | 71          | 71          | 2632         | 580         | 1160         | 50.0%        | 49         | 175         | 28.0%        | 440         | 566         | 77.7%        | 243         | 578         | 821          | 262         | 218         | 114         | 56         | 208         | 1649         |
| 1996-97       | HOU  | 53          | 53          | 2009         | 335         | 692          | 48.4%        | 58         | 205         | 28.3%        | 288         | 415         | 69.4%        | 212         | 504         | 716          | 248         | 151         | 69          | 25         | 153         | 1016         |
| 1997-98       | HOU  | 68          | 41          | 2243         | 361         | 744          | 48.5%        | 18         | 84          | 21.4%        | 296         | 397         | 74.6%        | 241         | 553         | 794          | 217         | 147         | 71          | 28         | 187         | 1036         |
| 1998-99       | HOU  | 42          | 40          | 1526         | 240         | 502          | 47.8%        | 4          | 25          | 16.0%        | 192         | 267         | 71.9%        | 167         | 349         | 516          | 192         | 100         | 43          | 13         | 89          | 676          |
| 1999-00       | HOU  | 20          | 18          | 620          | 106         | 222          | 47.7%        | 6          | 26          | 23.1%        | 71          | 110         | 64.5%        | 71          | 138         | 209          | 63          | 44          | 14          | 4          | 48          | 289          |
| <b>Career</b> |      | <b>1073</b> | <b>1012</b> | <b>39330</b> | <b>8435</b> | <b>15605</b> | <b>54.1%</b> | <b>538</b> | <b>2020</b> | <b>26.6%</b> | <b>6349</b> | <b>8643</b> | <b>73.5%</b> | <b>4260</b> | <b>8286</b> | <b>12546</b> | <b>4215</b> | <b>3376</b> | <b>1648</b> | <b>888</b> | <b>3287</b> | <b>23757</b> |



**JAMISON BREWER**  
 Indiana Pacers • New York Knicks

| Year          | Team | GP        | GS       | MIN        | FGM       | FGA       | FG%          | 3FGM     | 3FGA      | 3FG%         | FTM       | FTA       | FT%          | OREB      | DREB      | REB       | AST       | TO        | STL       | BLK      | PF        | PTS       |
|---------------|------|-----------|----------|------------|-----------|-----------|--------------|----------|-----------|--------------|-----------|-----------|--------------|-----------|-----------|-----------|-----------|-----------|-----------|----------|-----------|-----------|
| 2001-02       | IND  | 13        | 0        | 43         | 2         | 5         | 40.0%        | 0        | 1         | 0.0%         | 0         | 0         | 0.0%         | 2         | 6         | 8         | 9         | 3         | 2         | 0        | 3         | 4         |
| 2002-03       | IND  | 10        | 0        | 80         | 9         | 17        | 52.9%        | 0        | 2         | 0.0%         | 4         | 9         | 44.4%        | 5         | 4         | 9         | 18        | 6         | 2         | 1        | 11        | 22        |
| 2003-04       | IND  | 13        | 1        | 160        | 13        | 35        | 37.1%        | 5        | 14        | 35.7%        | 1         | 6         | 16.7%        | 2         | 9         | 11        | 17        | 10        | 7         | 0        | 9         | 32        |
| 2004-05       | NYK  | 18        | 0        | 185        | 11        | 37        | 29.7%        | 3        | 15        | 20.0%        | 6         | 13        | 46.2%        | 6         | 16        | 22        | 12        | 13        | 8         | 1        | 11        | 31        |
| <b>Career</b> |      | <b>54</b> | <b>1</b> | <b>465</b> | <b>35</b> | <b>94</b> | <b>37.2%</b> | <b>8</b> | <b>32</b> | <b>25.0%</b> | <b>11</b> | <b>28</b> | <b>39.3%</b> | <b>15</b> | <b>35</b> | <b>50</b> | <b>56</b> | <b>32</b> | <b>19</b> | <b>2</b> | <b>34</b> | <b>89</b> |




**PAT BURKE**  
 Orlando Magic • Phoenix Suns

| Year          | Team | GP         | GS       | MIN         | FGM        | FGA        | FG%          | 3FGM     | 3FGA      | 3FG%         | FTM       | FTA       | FT%          | OREB      | DREB       | REB        | AST       | TO        | STL       | BLK       | PF         | PTS        |
|---------------|------|------------|----------|-------------|------------|------------|--------------|----------|-----------|--------------|-----------|-----------|--------------|-----------|------------|------------|-----------|-----------|-----------|-----------|------------|------------|
| 2002-03       | ORL  | 62         | 8        | 783         | 113        | 296        | 38.2%        | 1        | 7         | 14.3%        | 40        | 58        | 69.0%        | 57        | 89         | 146        | 23        | 47        | 19        | 25        | 99         | 267        |
| 2005-06       | PHX  | 42         | 0        | 346         | 63         | 127        | 49.6%        | 2        | 7         | 28.6%        | 13        | 21        | 61.9%        | 21        | 52         | 73         | 16        | 33        | 6         | 13        | 62         | 141        |
| 2006-07       | PHX  | 23         | 0        | 164         | 23         | 65         | 35.4%        | 6        | 22        | 27.3%        | 8         | 13        | 61.5%        | 12        | 35         | 47         | 5         | 7         | 3         | 2         | 19         | 60         |
| <b>Career</b> |      | <b>127</b> | <b>8</b> | <b>1296</b> | <b>199</b> | <b>488</b> | <b>40.8%</b> | <b>9</b> | <b>36</b> | <b>25.0%</b> | <b>61</b> | <b>92</b> | <b>66.3%</b> | <b>90</b> | <b>176</b> | <b>266</b> | <b>44</b> | <b>87</b> | <b>28</b> | <b>40</b> | <b>180</b> | <b>468</b> |




**BOBBY CATTAGE**  
 Utah Jazz • New Jersey Nets

| Year          | Team | GP        | GS       | MIN        | FGM       | FGA        | FG%          | 3FGM     | 3FGA     | 3FG%         | FTM       | FTA       | FT%          | OREB      | DREB      | REB        | AST       | TO        | STL       | BLK      | PF        | PTS        |
|---------------|------|-----------|----------|------------|-----------|------------|--------------|----------|----------|--------------|-----------|-----------|--------------|-----------|-----------|------------|-----------|-----------|-----------|----------|-----------|------------|
| 1981-82       | UTH  | 49        | 0        | 337        | 60        | 135        | 44.4%        | 0        | 2        | 0.0%         | 30        | 41        | 73.2%        | 22        | 51        | 73         | 7         | 18        | 7         | 0        | 58        | 150        |
| 1985-86       | NIJN | 29        | 1        | 185        | 28        | 83         | 33.7%        | 1        | 5        | 20.0%        | 35        | 44        | 79.5%        | 15        | 19        | 34         | 4         | 13        | 6         | 0        | 23        | 92         |
| <b>Career</b> |      | <b>78</b> | <b>1</b> | <b>522</b> | <b>88</b> | <b>218</b> | <b>40.4%</b> | <b>1</b> | <b>7</b> | <b>14.3%</b> | <b>65</b> | <b>85</b> | <b>76.5%</b> | <b>37</b> | <b>70</b> | <b>107</b> | <b>11</b> | <b>31</b> | <b>13</b> | <b>0</b> | <b>81</b> | <b>242</b> |



**MARQUIS DANIELS**  
 Dallas Mavericks • Indiana Pacers •  
 Boston Celtics • Milwaukee Bucks

| Year          | Team | GP         | GS         | MIN          | FGM         | FGA         | FG%          | 3FGM       | 3FGA       | 3FG%         | FTM        | FTA        | FT%          | OREB       | DREB        | REB         | AST        | TO         | STL        | BLK        | PF         | PTS         |
|---------------|------|------------|------------|--------------|-------------|-------------|--------------|------------|------------|--------------|------------|------------|--------------|------------|-------------|-------------|------------|------------|------------|------------|------------|-------------|
| 2003-04       | DAL  | 56         | 15         | 1039         | 203         | 411         | 49.4%        | 11         | 36         | 30.6%        | 60         | 78         | 76.9%        | 66         | 80          | 146         | 116        | 44         | 53         | 12         | 51         | 477         |
| 2004-05       | DAL  | 60         | 17         | 1412         | 220         | 504         | 43.7%        | 7          | 35         | 20.0%        | 98         | 133        | 73.7%        | 87         | 129         | 216         | 128        | 86         | 83         | 14         | 124        | 545         |
| 2005-06       | DAL  | 62         | 29         | 1766         | 246         | 512         | 48.0%        | 4          | 19         | 21.1%        | 138        | 183        | 75.4%        | 81         | 143         | 224         | 172        | 100        | 67         | 13         | 143        | 634         |
| 2006-07       | IND  | 45         | 4          | 800          | 129         | 281         | 45.9%        | 6          | 26         | 23.1%        | 56         | 80         | 70.0%        | 26         | 56          | 82          | 57         | 55         | 27         | 7          | 56         | 320         |
| 2007-08       | IND  | 74         | 1          | 1546         | 241         | 561         | 43.0%        | 27         | 102        | 26.5%        | 97         | 139        | 69.8%        | 66         | 146         | 212         | 137        | 112        | 79         | 18         | 121        | 606         |
| 2008-09       | IND  | 54         | 43         | 1700         | 311         | 689         | 45.1%        | 18         | 90         | 20.0%        | 93         | 129        | 72.1%        | 80         | 168         | 248         | 114        | 94         | 62         | 26         | 120        | 733         |
| 2009-10       | BOS  | 51         | 4          | 937          | 124         | 249         | 49.8%        | 6          | 28         | 21.4%        | 34         | 56         | 60.7%        | 27         | 68          | 95          | 66         | 42         | 27         | 6          | 91         | 288         |
| 2010-11       | BOS  | 49         | 0          | 938          | 114         | 232         | 49.1%        | 4          | 21         | 19.0%        | 39         | 57         | 68.4%        | 24         | 89          | 113         | 64         | 38         | 39         | 22         | 63         | 271         |
| 2011-12       | BOS  | 38         | 0          | 484          | 52          | 143         | 36.4%        | 0          | 10         | 0.0%         | 17         | 23         | 73.9%        | 16         | 50          | 66          | 47         | 28         | 21         | 9          | 36         | 121         |
| 2012-13       | MIL  | 59         | 33         | 1085         | 132         | 351         | 37.6%        | 20         | 72         | 27.8%        | 40         | 54         | 74.1%        | 48         | 102         | 150         | 65         | 45         | 51         | 10         | 77         | 324         |
| <b>Career</b> |      | <b>548</b> | <b>146</b> | <b>11704</b> | <b>1772</b> | <b>3933</b> | <b>45.1%</b> | <b>103</b> | <b>439</b> | <b>23.5%</b> | <b>672</b> | <b>932</b> | <b>72.1%</b> | <b>521</b> | <b>1031</b> | <b>1552</b> | <b>966</b> | <b>644</b> | <b>509</b> | <b>137</b> | <b>882</b> | <b>4319</b> |



| Year          | Team | GP        | GS       | MIN        | FGM       | FGA       | FG%          | 3FGM     | 3FGA      | 3FG%         | FTM      | FTA      | FT%          | OREB     | DREB     | REB      | AST       | TO       | STL      | BLK      | PF       | PTS       |
|---------------|------|-----------|----------|------------|-----------|-----------|--------------|----------|-----------|--------------|----------|----------|--------------|----------|----------|----------|-----------|----------|----------|----------|----------|-----------|
| 2002-03       | DAL  | 13        | 0        | 37         | 4         | 17        | 23.5%        | 1        | 3         | 33.3%        | 2        | 2        | 100%         | 0        | 2        | 2        | 2         | 2        | 1        | 1        | 2        | 11        |
| 2002-03       | DEN  | 6         | 0        | 74         | 7         | 20        | 35.0%        | 4        | 11        | 36.4%        | 1        | 2        | 50.0%        | 1        | 5        | 6        | 10        | 0        | 1        | 0        | 6        | 19        |
| <b>Career</b> |      | <b>19</b> | <b>0</b> | <b>110</b> | <b>11</b> | <b>37</b> | <b>29.7%</b> | <b>5</b> | <b>14</b> | <b>35.7%</b> | <b>3</b> | <b>4</b> | <b>75.0%</b> | <b>1</b> | <b>7</b> | <b>8</b> | <b>12</b> | <b>2</b> | <b>2</b> | <b>1</b> | <b>8</b> | <b>30</b> |

**ADAM HARRINGTON**  
Dallas Mavericks • Denver Nuggets



| Year          | Team    | GP         | GS         | MIN          | FGM         | FGA         | FG%          | 3FGM       | 3FGA       | 3FG%         | FTM         | FTA         | FT%          | OREB       | DREB        | REB         | AST         | TO          | STL        | BLK       | PF          | PTS          |
|---------------|---------|------------|------------|--------------|-------------|-------------|--------------|------------|------------|--------------|-------------|-------------|--------------|------------|-------------|-------------|-------------|-------------|------------|-----------|-------------|--------------|
| 1977-78       | ATL     | 79         | 0          | 1875         | 332         | 686         | 48.4%        | 0          | 0          | 0.0%         | 164         | 201         | 81.6%        | 51         | 102         | 153         | 235         | 168         | 100        | 4         | 232         | 828          |
| 1978-79       | ATL     | 78         | 0          | 2413         | 501         | 982         | 51.0%        | 0          | 0          | 0.0%         | 243         | 292         | 83.2%        | 65         | 105         | 170         | 360         | 213         | 121        | 11        | 241         | 1245         |
| 1979-80       | ATL     | 79         | 0          | 2622         | 590         | 1212        | 48.7%        | 5          | 13         | 38.5%        | 280         | 338         | 82.8%        | 95         | 105         | 200         | 370         | 189         | 120        | 24        | 216         | 1465         |
| 1980-81       | ATL     | 75         | 0          | 2693         | 573         | 1136        | 50.4%        | 6          | 20         | 30.0%        | 279         | 356         | 78.4%        | 60         | 119         | 179         | 407         | 197         | 126        | 11        | 188         | 1431         |
| 1981-82       | ATL     | 68         | 57         | 2314         | 455         | 1011        | 45.0%        | 7          | 30         | 23.3%        | 294         | 385         | 76.4%        | 63         | 128         | 191         | 358         | 186         | 102        | 16        | 188         | 1211         |
| 1982-83       | ATL     | 61         | 57         | 1813         | 389         | 858         | 45.3%        | 14         | 41         | 34.1%        | 186         | 237         | 78.5%        | 26         | 98          | 124         | 318         | 156         | 61         | 6         | 138         | 978          |
| 1983-84       | ATL     | 67         | 43         | 1893         | 353         | 798         | 44.2%        | 16         | 43         | 37.2%        | 164         | 213         | 77.0%        | 31         | 115         | 146         | 374         | 173         | 58         | 7         | 155         | 886          |
| 1984-85       | ATL     | 73         | 66         | 2367         | 453         | 946         | 47.9%        | 22         | 72         | 30.6%        | 265         | 332         | 79.8%        | 38         | 154         | 192         | 566         | 244         | 43         | 7         | 184         | 1193         |
| 1985-86       | ATL/CLE | 71         | 9          | 1477         | 284         | 621         | 45.7%        | 29         | 85         | 34.1%        | 112         | 155         | 72.3%        | 30         | 91          | 121         | 333         | 150         | 18         | 2         | 128         | 709          |
| 1986-87       | SEA     | 24         | 0          | 508          | 85          | 186         | 45.7%        | 5          | 15         | 33.3%        | 42          | 55          | 76.4%        | 11         | 35          | 46          | 115         | 41          | 12         | 1         | 36          | 217          |
| <b>Career</b> |         | <b>675</b> | <b>223</b> | <b>19975</b> | <b>4015</b> | <b>8436</b> | <b>47.6%</b> | <b>104</b> | <b>319</b> | <b>32.6%</b> | <b>2029</b> | <b>2564</b> | <b>79.1%</b> | <b>470</b> | <b>1052</b> | <b>1522</b> | <b>3436</b> | <b>1717</b> | <b>761</b> | <b>89</b> | <b>1706</b> | <b>10163</b> |

**EDDIE JOHNSON**  
Atlanta Hawks • Cleveland Cavaliers • Seattle SuperSonics



| Year          | Team | GP       | GS       | MIN       | FGM      | FGA      | FG%         | 3FGM     | 3FGA     | 3FG%        | FTM      | FTA      | FT%         | OREB     | DREB     | REB      | AST      | TO       | STL      | BLK      | PF       | PTS      |
|---------------|------|----------|----------|-----------|----------|----------|-------------|----------|----------|-------------|----------|----------|-------------|----------|----------|----------|----------|----------|----------|----------|----------|----------|
| 1983-84       | SAN  | 2        | 0        | 14        | 2        | 2        | 100%        | 0        | 0        | 0.0%        | 0        | 0        | 0.0%        | 0        | 3        | 3        | 0        | 2        | 0        | 0        | 5        | 4        |
| <b>Career</b> |      | <b>2</b> | <b>0</b> | <b>14</b> | <b>2</b> | <b>2</b> | <b>100%</b> | <b>0</b> | <b>0</b> | <b>0.0%</b> | <b>0</b> | <b>0</b> | <b>0.0%</b> | <b>0</b> | <b>3</b> | <b>3</b> | <b>0</b> | <b>2</b> | <b>0</b> | <b>0</b> | <b>5</b> | <b>4</b> |

**DARRELL LOCKHART**  
San Antonio Spurs



| Year          | Team   | GP         | GS       | MIN          | FGM         | FGA         | FG%          | 3FGM     | 3FGA     | 3FG%        | FTM         | FTA         | FT%          | OREB       | DREB       | REB         | AST         | TO         | STL        | BLK       | PF          | PTS         |
|---------------|--------|------------|----------|--------------|-------------|-------------|--------------|----------|----------|-------------|-------------|-------------|--------------|------------|------------|-------------|-------------|------------|------------|-----------|-------------|-------------|
| 1971-72       | CIN    | 78         | 0        | 1438         | 287         | 605         | 47.4%        | 0        | 0        | 0.0%        | 208         | 252         | 82.5%        | 0          | 0          | 148         | 146         | 0          | 0          | 0         | 163         | 782         |
| 1972-73       | KC/DET | 79         | 0        | 1647         | 320         | 651         | 49.2%        | 0        | 0        | 0.0%        | 127         | 160         | 79.4%        | 0          | 0          | 181         | 153         | 0          | 0          | 0         | 148         | 767         |
| 1973-74       | DET    | 77         | 0        | 1555         | 249         | 558         | 44.6%        | 0        | 0        | 0.0%        | 182         | 229         | 79.5%        | 40         | 166        | 206         | 148         | 0          | 68         | 7         | 164         | 680         |
| 1974-75       | DET    | 80         | 0        | 1995         | 336         | 701         | 47.9%        | 0        | 0        | 0.0%        | 211         | 248         | 85.1%        | 38         | 153        | 191         | 201         | 0          | 72         | 4         | 198         | 883         |
| 1975-76       | DET    | 67         | 0        | 1105         | 264         | 540         | 48.9%        | 0        | 0        | 0.0%        | 192         | 237         | 81.0%        | 27         | 88         | 115         | 108         | 0          | 40         | 5         | 138         | 720         |
| 1976-77       | CHI    | 61         | 0        | 1178         | 209         | 458         | 45.6%        | 0        | 0        | 0.0%        | 89          | 113         | 78.8%        | 29         | 81         | 110         | 114         | 0          | 37         | 4         | 102         | 507         |
| 1977-78       | CHI    | 81         | 0        | 1767         | 325         | 675         | 48.1%        | 0        | 0        | 0.0%        | 184         | 238         | 77.3%        | 41         | 88         | 129         | 232         | 124        | 51         | 4         | 169         | 834         |
| 1978-79       | CHI    | 75         | 0        | 1705         | 338         | 689         | 49.1%        | 0        | 0        | 0.0%        | 150         | 182         | 82.4%        | 25         | 93         | 118         | 187         | 120        | 46         | 4         | 148         | 826         |
| 1979-80       | CHI    | 36         | 0        | 387          | 90          | 166         | 54.2%        | 0        | 6        | 0.0%        | 39          | 49          | 79.6%        | 3          | 20         | 23          | 38          | 36         | 10         | 0         | 54          | 219         |
| 1980-81       | GOS    | 2          | 0        | 11           | 0           | 4           | 0.0%         | 0        | 0        | 0.0%        | 0           | 0           | 0.0%         | 0          | 0          | 0           | 2           | 0          | 0          | 0         | 0           | 0           |
| <b>Career</b> |        | <b>636</b> | <b>0</b> | <b>12788</b> | <b>2418</b> | <b>5047</b> | <b>47.9%</b> | <b>0</b> | <b>6</b> | <b>0.0%</b> | <b>1382</b> | <b>1708</b> | <b>80.9%</b> | <b>203</b> | <b>689</b> | <b>1221</b> | <b>1329</b> | <b>280</b> | <b>324</b> | <b>28</b> | <b>1284</b> | <b>6218</b> |


**JOHN MENGELT**  
Cincinnati Royals • Kansas City-Omaha Kings • Detroit Pistons • Chicago Bulls • Golden State Warriors



| Year          | Team    | GP         | GS         | MIN          | FGM         | FGA          | FG%          | 3FGM      | 3FGA      | 3FG%         | FTM         | FTA         | FT%          | OREB        | DREB        | REB         | AST         | TO          | STL        | BLK        | PF          | PTS          |
|---------------|---------|------------|------------|--------------|-------------|--------------|--------------|-----------|-----------|--------------|-------------|-------------|--------------|-------------|-------------|-------------|-------------|-------------|------------|------------|-------------|--------------|
| 1978-79       | CLE     | 80         | 0          | 1576         | 362         | 706          | 51.3%        | 0         | 0         | 0.0%         | 131         | 178         | 73.6%        | 127         | 202         | 329         | 60          | 102         | 51         | 29         | 215         | 855          |
| 1979-80       | CLE     | 82         | 0          | 2802         | 775         | 1482         | 52.3%        | 0         | 6         | 0.0%         | 270         | 343         | 78.7%        | 206         | 385         | 591         | 93          | 172         | 70         | 77         | 259         | 1820         |
| 1980-81       | CLE     | 82         | 0          | 3194         | 853         | 1791         | 47.6%        | 4         | 9         | 44.4%        | 302         | 385         | 78.4%        | 215         | 287         | 502         | 139         | 175         | 63         | 52         | 199         | 2012         |
| 1981-82       | CLE/SAN | 84         | 83         | 3063         | 753         | 1477         | 51.0%        | 0         | 7         | 0.0%         | 220         | 302         | 72.8%        | 244         | 346         | 590         | 82          | 153         | 60         | 43         | 277         | 1726         |
| 1982-83       | SAN     | 80         | 79         | 2803         | 686         | 1342         | 51.1%        | 0         | 3         | 0.0%         | 219         | 289         | 75.8%        | 188         | 349         | 537         | 98          | 126         | 57         | 52         | 248         | 1591         |
| 1983-84       | SAN     | 79         | 79         | 2853         | 779         | 1597         | 48.8%        | 6         | 14        | 42.9%        | 275         | 353         | 77.9%        | 188         | 382         | 570         | 93          | 141         | 62         | 73         | 251         | 1839         |
| 1984-85       | SAN     | 82         | 82         | 2853         | 775         | 1558         | 49.7%        | 5         | 23        | 21.7%        | 269         | 346         | 77.7%        | 145         | 272         | 417         | 151         | 144         | 61         | 27         | 219         | 1824         |
| 1985-86       | SAN     | 82         | 82         | 2970         | 802         | 1697         | 47.3%        | 0         | 12        | 0.0%         | 317         | 392         | 80.9%        | 134         | 275         | 409         | 188         | 184         | 56         | 25         | 175         | 1921         |
| 1986-87       | SAN     | 40         | 18         | 922          | 208         | 478          | 43.5%        | 1         | 2         | 50.0%        | 92          | 112         | 82.1%        | 38          | 65          | 103         | 38          | 51          | 19         | 9          | 68          | 509          |
| 1987-88       | SAN     | 68         | 20         | 1501         | 378         | 784          | 48.2%        | 3         | 12        | 25.0%        | 160         | 194         | 82.5%        | 54          | 144         | 198         | 68          | 52          | 31         | 13         | 101         | 919          |
| <b>Career</b> |         | <b>759</b> | <b>360</b> | <b>24537</b> | <b>6371</b> | <b>12912</b> | <b>49.3%</b> | <b>19</b> | <b>88</b> | <b>21.6%</b> | <b>2255</b> | <b>2894</b> | <b>77.9%</b> | <b>1538</b> | <b>2708</b> | <b>4246</b> | <b>1010</b> | <b>1300</b> | <b>530</b> | <b>400</b> | <b>2012</b> | <b>15016</b> |

**MIKE MITCHELL**  
Cleveland Cavaliers • San Antonio Spurs






**CHRIS MORRIS**

*New Jersey Nets • Utah Jazz • Phoenix Suns*


| Year          | Team | GP         | GS         | MIN          | FGM         | FGA         | FG%          | 3FGM       | 3FGA        | 3FG%         | FTM         | FTA         | FT%          | OREB        | DREB        | REB         | AST         | TO          | STL        | BLK        | PF          | PTS         |
|---------------|------|------------|------------|--------------|-------------|-------------|--------------|------------|-------------|--------------|-------------|-------------|--------------|-------------|-------------|-------------|-------------|-------------|------------|------------|-------------|-------------|
| 1988-89       | NJN  | 76         | 48         | 2096         | 414         | 905         | 45.7%        | 64         | 175         | 36.6%        | 182         | 254         | 71.7%        | 188         | 209         | 397         | 119         | 190         | 102        | 60         | 250         | 1074        |
| 1989-90       | NJN  | 80         | 76         | 2449         | 449         | 1065        | 42.2%        | 61         | 193         | 31.6%        | 228         | 316         | 72.2%        | 194         | 228         | 422         | 143         | 185         | 130        | 79         | 219         | 1187        |
| 1990-91       | NJN  | 79         | 68         | 2553         | 409         | 962         | 42.5%        | 45         | 179         | 25.1%        | 179         | 244         | 73.4%        | 210         | 311         | 521         | 220         | 167         | 138        | 96         | 248         | 1042        |
| 1991-92       | NJN  | 77         | 74         | 2394         | 346         | 726         | 47.7%        | 22         | 110         | 20.0%        | 165         | 231         | 71.4%        | 199         | 295         | 494         | 197         | 171         | 129        | 81         | 211         | 879         |
| 1992-93       | NJN  | 77         | 57         | 2302         | 436         | 907         | 48.1%        | 17         | 76          | 22.4%        | 197         | 248         | 79.4%        | 227         | 227         | 454         | 106         | 119         | 144        | 52         | 171         | 1086        |
| 1993-94       | NJN  | 50         | 27         | 1349         | 203         | 454         | 44.7%        | 53         | 147         | 36.1%        | 85          | 118         | 72.0%        | 91          | 137         | 228         | 83          | 52          | 55         | 49         | 120         | 544         |
| 1994-95       | NJN  | 71         | 49         | 2131         | 351         | 856         | 41.0%        | 106        | 317         | 33.4%        | 142         | 195         | 72.8%        | 181         | 221         | 402         | 147         | 117         | 86         | 51         | 155         | 950         |
| 1995-96       | UTH  | 66         | 33         | 1424         | 265         | 606         | 43.7%        | 63         | 197         | 32.0%        | 98          | 127         | 77.2%        | 100         | 129         | 229         | 77          | 71          | 63         | 20         | 140         | 691         |
| 1996-97       | UTA  | 73         | 1          | 977          | 122         | 299         | 40.8%        | 31         | 113         | 27.4%        | 39          | 54          | 72.2%        | 37          | 125         | 162         | 43          | 45          | 29         | 24         | 121         | 314         |
| 1997-98       | UTA  | 54         | 1          | 538          | 85          | 207         | 41.1%        | 19         | 62          | 30.6%        | 44          | 61          | 72.1%        | 35          | 79          | 114         | 24          | 33          | 25         | 17         | 61          | 233         |
| 1998-99       | PHX  | 44         | 2          | 535          | 64          | 149         | 43.0%        | 16         | 56          | 28.6%        | 40          | 46          | 87.0%        | 54          | 67          | 121         | 23          | 21          | 16         | 11         | 54          | 184         |
| <b>Career</b> |      | <b>747</b> | <b>436</b> | <b>18748</b> | <b>3144</b> | <b>7136</b> | <b>44.1%</b> | <b>497</b> | <b>1625</b> | <b>30.6%</b> | <b>1399</b> | <b>1894</b> | <b>73.9%</b> | <b>1516</b> | <b>2028</b> | <b>3544</b> | <b>1182</b> | <b>1171</b> | <b>917</b> | <b>540</b> | <b>1750</b> | <b>8184</b> |



**MAMADOU N'DIAYE**

*Toronto Raptors • Dallas Mavericks • Atlanta Hawks • Los Angeles Clippers*

| Year           | Team | GP        | GS       | MIN        | FGM       | FGA        | FG%          | 3FGM     | 3FGA     | 3FG%        | FTM       | FTA        | FT%          | OREB      | DREB       | REB        | AST      | TO        | STL       | BLK       | PF         | PTS        |
|----------------|------|-----------|----------|------------|-----------|------------|--------------|----------|----------|-------------|-----------|------------|--------------|-----------|------------|------------|----------|-----------|-----------|-----------|------------|------------|
| 2000-01        | TOR  | 3         | 0        | 10         | 1         | 4          | 25.0%        | 0        | 0        | 0.0%        | 2         | 2          | 100%         | 1         | 1          | 2          | 0        | 0         | 0         | 0         | 3          | 4          |
| 2001-02        | TOR  | 5         | 0        | 46         | 6         | 10         | 60.0%        | 0        | 0        | 0.0%        | 8         | 10         | 80.0%        | 6         | 5          | 11         | 0        | 1         | 0         | 2         | 6          | 20         |
| 2002-03        | TOR  | 22        | 8        | 364        | 43        | 96         | 44.8%        | 0        | 0        | 0.0%        | 34        | 47         | 72.3%        | 29        | 53         | 82         | 7        | 21        | 8         | 32        | 58         | 120        |
| 2003-04DAL/ATL | 28   | 1         | 366      | 27         | 69        | 39.1%      | 0            | 0        | 0.0%     | 44          | 59        | 74.6%      | 43           | 69        | 112        | 0          | 18       | 8         | 25        | 59        | 98         |            |
| 2004-05        | LAC  | 11        | 0        | 72         | 8         | 20         | 40.0%        | 0        | 1        | 0.0%        | 4         | 7          | 57.1%        | 9         | 9          | 18         | 1        | 0         | 1         | 5         | 20         | 20         |
| <b>Career</b>  |      | <b>69</b> | <b>9</b> | <b>860</b> | <b>85</b> | <b>199</b> | <b>42.7%</b> | <b>0</b> | <b>1</b> | <b>0.0%</b> | <b>92</b> | <b>125</b> | <b>73.6%</b> | <b>88</b> | <b>137</b> | <b>225</b> | <b>8</b> | <b>40</b> | <b>17</b> | <b>64</b> | <b>146</b> | <b>262</b> |



**MOOCHIE NORRIS**

*Vancouver Grizzlies • Seattle SuperSonics • Houston Rockets • New York Knicks • New Orleans/Oklahoma City Hornets*


| Year           | Team | GP         | GS        | MIN         | FGM        | FGA         | FG%          | 3FGM       | 3FGA       | 3FG%         | FTM        | FTA        | FT%          | OREB       | DREB       | REB        | AST         | TO         | STL        | BLK       | PF         | PTS         |
|----------------|------|------------|-----------|-------------|------------|-------------|--------------|------------|------------|--------------|------------|------------|--------------|------------|------------|------------|-------------|------------|------------|-----------|------------|-------------|
| 1996-97        | VAN  | 8          | 0         | 89          | 4          | 22          | 18.2%        | 2          | 10         | 20.0%        | 2          | 5          | 40.0%        | 3          | 9          | 12         | 23          | 5          | 4          | 0         | 5          | 12          |
| 1998-99        | SEA  | 12         | 0         | 140         | 13         | 40          | 32.5%        | 6          | 15         | 40.0%        | 6          | 16         | 37.5%        | 4          | 16         | 20         | 24          | 16         | 7          | 0         | 17         | 38          |
| 1999-00        | HOU  | 30         | 0         | 502         | 69         | 159         | 43.4%        | 12         | 29         | 41.4%        | 57         | 73         | 78.1%        | 16         | 52         | 68         | 94          | 30         | 23         | 1         | 32         | 207         |
| 2000-01        | HOU  | 82         | 6         | 1654        | 184        | 413         | 44.6%        | 25         | 89         | 28.1%        | 151        | 194        | 77.8%        | 44         | 154        | 198        | 283         | 107        | 69         | 2         | 84         | 544         |
| 2001-02        | HOU  | 82         | 26        | 2249        | 251        | 631         | 39.8%        | 36         | 134        | 26.9%        | 127        | 169        | 75.1%        | 73         | 173        | 246        | 403         | 156        | 81         | 4         | 130        | 665         |
| 2002-03        | HOU  | 82         | 3         | 1375        | 134        | 330         | 40.6%        | 11         | 45         | 24.4%        | 78         | 114        | 68.4%        | 37         | 122        | 159        | 196         | 86         | 55         | 4         | 72         | 357         |
| 2003-04HOU/NYK | 66   | 0          | 847       | 80          | 217        | 36.9%       | 20           | 58         | 34.5%      | 54           | 71         | 76.1%      | 10           | 55         | 65         | 121        | 64          | 44         | 5          | 51        | 234        |             |
| 2004-05NYK/HOU | 38   | 0          | 360       | 35          | 109        | 32.1%       | 0            | 12         | 0.0%       | 20           | 24         | 83.3%      | 10           | 36         | 46         | 39         | 27          | 18         | 2          | 44        | 90         |             |
| 2005-06HOU/NOK | 45   | 0          | 424       | 46          | 112        | 41.1%       | 4            | 14         | 28.6%      | 29           | 42         | 69.0%      | 12           | 42         | 54         | 50         | 33          | 20         | 1          | 49        | 125        |             |
| <b>Career</b>  |      | <b>445</b> | <b>35</b> | <b>7637</b> | <b>816</b> | <b>2033</b> | <b>40.1%</b> | <b>116</b> | <b>406</b> | <b>28.6%</b> | <b>524</b> | <b>708</b> | <b>74.0%</b> | <b>209</b> | <b>659</b> | <b>868</b> | <b>1233</b> | <b>524</b> | <b>321</b> | <b>19</b> | <b>484</b> | <b>2272</b> |



**MYLES PATRICK**

*Los Angeles Lakers*


| Year          | Team | GP       | GS       | MIN      | FGM      | FGA      | FG%          | 3FGM     | 3FGA     | 3FG%        | FTM      | FTA      | FT%          | OREB     | DREB     | REB      | AST      | TO       | STL      | BLK      | PF       | PTS      |
|---------------|------|----------|----------|----------|----------|----------|--------------|----------|----------|-------------|----------|----------|--------------|----------|----------|----------|----------|----------|----------|----------|----------|----------|
| 1980-81       | LAL  | 3        | 0        | 9        | 2        | 5        | 40.0%        | 0        | 0        | 0.0%        | 1        | 2        | 50.0%        | 1        | 1        | 2        | 1        | 1        | 0        | 0        | 3        | 5        |
| <b>Career</b> |      | <b>3</b> | <b>0</b> | <b>9</b> | <b>2</b> | <b>5</b> | <b>40.0%</b> | <b>0</b> | <b>0</b> | <b>0.0%</b> | <b>1</b> | <b>2</b> | <b>50.0%</b> | <b>1</b> | <b>1</b> | <b>2</b> | <b>1</b> | <b>1</b> | <b>0</b> | <b>0</b> | <b>3</b> | <b>5</b> |



**CHUCK PERSON**

*Indiana Pacers • Minnesota Timberwolves • San Antonio Spurs • Charlotte Hornets • Seattle SuperSonics*

| Year          | Team | GP         | GS         | MIN          | FGM         | FGA          | FG%          | 3FGM        | 3FGA        | 3FG%         | FTM         | FTA         | FT%          | OREB        | DREB        | REB         | AST         | TO          | STL        | BLK        | PF          | PTS          |
|---------------|------|------------|------------|--------------|-------------|--------------|--------------|-------------|-------------|--------------|-------------|-------------|--------------|-------------|-------------|-------------|-------------|-------------|------------|------------|-------------|--------------|
| 1986-87       | IND  | 82         | 78         | 2956         | 635         | 1358         | 46.8%        | 49          | 138         | 35.5%        | 222         | 297         | 74.7%        | 168         | 509         | 677         | 295         | 211         | 90         | 16         | 310         | 1541         |
| 1987-88       | IND  | 79         | 71         | 2807         | 575         | 1252         | 45.9%        | 59          | 177         | 33.3%        | 132         | 197         | 67.0%        | 171         | 365         | 536         | 309         | 210         | 73         | 8          | 266         | 1341         |
| 1988-89       | IND  | 80         | 79         | 3012         | 711         | 1453         | 48.9%        | 63          | 205         | 30.7%        | 243         | 307         | 79.2%        | 144         | 372         | 516         | 289         | 308         | 83         | 18         | 280         | 1728         |
| 1989-90       | IND  | 77         | 73         | 2714         | 605         | 1242         | 48.7%        | 94          | 253         | 37.2%        | 211         | 270         | 78.1%        | 126         | 319         | 445         | 230         | 170         | 53         | 20         | 217         | 1515         |
| 1990-91       | IND  | 80         | 79         | 2566         | 620         | 1231         | 50.4%        | 69          | 203         | 34.0%        | 165         | 229         | 72.1%        | 121         | 296         | 417         | 238         | 184         | 56         | 17         | 221         | 1474         |
| 1991-92       | IND  | 81         | 81         | 2923         | 616         | 1284         | 48.0%        | 132         | 354         | 37.3%        | 133         | 197         | 67.5%        | 114         | 312         | 426         | 382         | 216         | 68         | 18         | 247         | 1497         |
| 1992-93       | MIN  | 78         | 75         | 2985         | 541         | 1248         | 43.3%        | 118         | 332         | 35.5%        | 109         | 168         | 64.9%        | 98          | 335         | 433         | 343         | 219         | 67         | 30         | 198         | 1309         |
| 1993-94       | MIN  | 77         | 37         | 2029         | 356         | 843          | 42.2%        | 100         | 272         | 36.8%        | 82          | 108         | 75.9%        | 55          | 198         | 253         | 185         | 121         | 45         | 12         | 164         | 894          |
| 1994-95       | SAN  | 81         | 1          | 2033         | 317         | 750          | 42.3%        | 172         | 445         | 38.7%        | 66          | 102         | 64.7%        | 49          | 209         | 258         | 106         | 102         | 45         | 12         | 198         | 872          |
| 1995-96       | SAN  | 80         | 16         | 2131         | 308         | 705          | 43.7%        | 190         | 463         | 41.0%        | 67          | 104         | 64.4%        | 76          | 337         | 413         | 100         | 91          | 49         | 26         | 197         | 873          |
| 1997-98       | SAS  | 61         | 11         | 1455         | 143         | 398          | 35.9%        | 95          | 276         | 34.4%        | 28          | 37          | 75.7%        | 17          | 187         | 204         | 86          | 67          | 29         | 10         | 121         | 409          |
| 1998-99       | CHH  | 50         | 21         | 990          | 112         | 289          | 38.8%        | 55          | 157         | 35.0%        | 24          | 32          | 75.0%        | 17          | 115         | 132         | 60          | 41          | 20         | 8          | 90          | 303          |
| 1999-00       | SEA  | 37         | 0          | 340          | 37          | 123          | 30.1%        | 24          | 95          | 25.3%        | 4           | 8           | 50.0%        | 6           | 47          | 53          | 22          | 12          | 5          | 2          | 56          | 102          |
| <b>Career</b> |      | <b>943</b> | <b>622</b> | <b>28941</b> | <b>5576</b> | <b>12176</b> | <b>45.8%</b> | <b>1220</b> | <b>3370</b> | <b>36.2%</b> | <b>1486</b> | <b>2056</b> | <b>72.3%</b> | <b>1162</b> | <b>3601</b> | <b>4763</b> | <b>2645</b> | <b>1952</b> | <b>683</b> | <b>197</b> | <b>2565</b> | <b>13858</b> |



**WESLEY PERSON**

Phoenix Suns • Cleveland Cavaliers •  
Memphis Grizzlies • Portland Trailblazers •  
Atlanta Hawks • Miami Heat •  
Denver Nuggets


| Year          | Team    | GP         | GS         | MIN          | FGM         | FGA         | FG%          | 3FGM        | 3FGA        | 3FG%         | FTM        | FTA         | FT%          | OREB       | DREB        | REB         | AST         | TO         | STL        | BLK        | PF         | PTS         |
|---------------|---------|------------|------------|--------------|-------------|-------------|--------------|-------------|-------------|--------------|------------|-------------|--------------|------------|-------------|-------------|-------------|------------|------------|------------|------------|-------------|
| 1994-95       | PHX     | 78         | 56         | 1800         | 309         | 638         | 48.4%        | 116         | 266         | 43.6%        | 80         | 101         | 79.2%        | 67         | 134         | 201         | 105         | 79         | 48         | 24         | 149        | 814         |
| 1995-96       | PHX     | 82         | 47         | 2609         | 390         | 877         | 44.5%        | 117         | 313         | 37.4%        | 148        | 192         | 77.1%        | 56         | 265         | 321         | 138         | 89         | 55         | 22         | 148        | 1045        |
| 1996-97       | PHX     | 80         | 42         | 2326         | 409         | 903         | 45.3%        | 171         | 414         | 41.3%        | 91         | 114         | 79.8%        | 68         | 224         | 292         | 123         | 76         | 86         | 20         | 102        | 1080        |
| 1997-98       | CLE     | 82         | 82         | 3198         | 440         | 957         | 46.0%        | 192         | 447         | 43.0%        | 132        | 170         | 77.6%        | 65         | 298         | 363         | 188         | 110        | 129        | 49         | 108        | 1204        |
| 1998-99       | CLE     | 45         | 42         | 1342         | 198         | 437         | 45.3%        | 75          | 200         | 37.5%        | 32         | 53          | 60.4%        | 19         | 123         | 142         | 80          | 41         | 37         | 16         | 52         | 503         |
| 1999-00       | CLE     | 79         | 38         | 2056         | 280         | 654         | 42.8%        | 106         | 250         | 42.4%        | 61         | 77          | 79.2%        | 44         | 223         | 267         | 146         | 60         | 40         | 19         | 119        | 727         |
| 2000-01       | CLE     | 44         | 22         | 958          | 128         | 292         | 43.8%        | 34          | 84          | 40.5%        | 24         | 30          | 80.0%        | 11         | 119         | 130         | 64          | 40         | 27         | 11         | 62         | 314         |
| 2001-02       | CLE     | 78         | 78         | 2793         | 467         | 944         | 49.5%        | 143         | 322         | 44.4%        | 99         | 124         | 79.8%        | 50         | 244         | 294         | 173         | 74         | 77         | 37         | 93         | 1176        |
| 2002-03       | MEM     | 66         | 44         | 1941         | 274         | 601         | 45.6%        | 100         | 231         | 43.3%        | 79         | 97          | 81.4%        | 24         | 168         | 192         | 112         | 56         | 42         | 19         | 64         | 727         |
| 2003-04       | MEM     | 16         | 0          | 284          | 33          | 107         | 30.8%        | 11          | 43          | 25.6%        | 6          | 8           | 75.0%        | 2          | 16          | 18          | 23          | 16         | 5          | 2          | 11         | 83          |
| 2003-04       | POR/ATL | 58         | 0          | 1037         | 126         | 314         | 40.1%        | 55          | 138         | 39.9%        | 31         | 39          | 79.5%        | 16         | 101         | 117         | 66          | 38         | 19         | 9          | 38         | 338         |
| 2004-05       | MIA/DEN | 41         | 3          | 667          | 107         | 226         | 47.3%        | 41          | 89          | 46.1%        | 9          | 13          | 69.2%        | 3          | 80          | 83          | 39          | 17         | 19         | 4          | 30         | 264         |
| <b>Career</b> |         | <b>733</b> | <b>454</b> | <b>20731</b> | <b>3128</b> | <b>6843</b> | <b>45.7%</b> | <b>1150</b> | <b>2754</b> | <b>41.8%</b> | <b>786</b> | <b>1010</b> | <b>77.8%</b> | <b>423</b> | <b>1979</b> | <b>2402</b> | <b>1234</b> | <b>680</b> | <b>579</b> | <b>230</b> | <b>965</b> | <b>8192</b> |



**STAN PIETKIEWICZ**

San Diego Clippers • Dallas Mavericks

| Year          | Team    | GP        | GS       | MIN         | FGM        | FGA        | FG%          | 3FGM      | 3FGA      | 3FG%         | FTM       | FTA       | FT%          | OREB      | DREB      | REB       | AST        | TO        | STL       | BLK      | PF        | PTS        |
|---------------|---------|-----------|----------|-------------|------------|------------|--------------|-----------|-----------|--------------|-----------|-----------|--------------|-----------|-----------|-----------|------------|-----------|-----------|----------|-----------|------------|
| 1978-79       | SDC     | 4         | 0        | 32          | 1          | 8          | 12.5%        | 0         | 0         | 0.0%         | 2         | 2         | 100%         | 0         | 6         | 6         | 3          | 1         | 1         | 0        | 5         | 4          |
| 1979-80       | SDC     | 50        | 0        | 577         | 91         | 179        | 50.8%        | 9         | 36        | 25.0%        | 37        | 46        | 80.4%        | 26        | 19        | 45        | 94         | 51        | 25        | 4        | 52        | 228        |
| 1980-81       | SDC/DAL | 42        | 0        | 461         | 57         | 138        | 41.3%        | 19        | 48        | 39.6%        | 11        | 14        | 78.6%        | 13        | 29        | 42        | 77         | 22        | 15        | 2        | 28        | 144        |
| <b>Career</b> |         | <b>96</b> | <b>0</b> | <b>1070</b> | <b>149</b> | <b>325</b> | <b>45.8%</b> | <b>28</b> | <b>84</b> | <b>33.3%</b> | <b>50</b> | <b>62</b> | <b>80.6%</b> | <b>39</b> | <b>54</b> | <b>93</b> | <b>174</b> | <b>74</b> | <b>41</b> | <b>6</b> | <b>85</b> | <b>376</b> |



**CHRIS PORTER**

Golden State Warriors

| Year          | Team | GP        | GS        | MIN         | FGM        | FGA        | FG%          | 3FGM     | 3FGA     | 3FG%        | FTM       | FTA        | FT%          | OREB      | DREB       | REB        | AST       | TO        | STL       | BLK      | PF         | PTS        |
|---------------|------|-----------|-----------|-------------|------------|------------|--------------|----------|----------|-------------|-----------|------------|--------------|-----------|------------|------------|-----------|-----------|-----------|----------|------------|------------|
| 2000-01       | GSW  | 51        | 35        | 1147        | 173        | 445        | 38.9%        | 0        | 5        | 0.0%        | 94        | 141        | 66.7%        | 89        | 100        | 189        | 61        | 59        | 45        | 6        | 111        | 440        |
| <b>Career</b> |      | <b>51</b> | <b>35</b> | <b>1145</b> | <b>173</b> | <b>445</b> | <b>38.9%</b> | <b>0</b> | <b>5</b> | <b>0.0%</b> | <b>94</b> | <b>141</b> | <b>66.7%</b> | <b>89</b> | <b>100</b> | <b>189</b> | <b>61</b> | <b>59</b> | <b>45</b> | <b>6</b> | <b>111</b> | <b>440</b> |



**AARON SWINSON**

Phoenix Suns

| Year          | Team | GP       | GS       | MIN       | FGM       | FGA       | FG%          | 3FGM     | 3FGA     | 3FG%        | FTM      | FTA      | FT%          | OREB     | DREB     | REB      | AST      | TO       | STL      | BLK      | PF       | PTS       |
|---------------|------|----------|----------|-----------|-----------|-----------|--------------|----------|----------|-------------|----------|----------|--------------|----------|----------|----------|----------|----------|----------|----------|----------|-----------|
| 1994-95       | PHX  | 9        | 0        | 51        | 10        | 18        | 55.6%        | 0        | 0        | 0.0%        | 4        | 5        | 80.0%        | 3        | 5        | 8        | 3        | 5        | 1        | 0        | 8        | 24        |
| <b>Career</b> |      | <b>9</b> | <b>0</b> | <b>51</b> | <b>10</b> | <b>18</b> | <b>55.6%</b> | <b>0</b> | <b>0</b> | <b>0.0%</b> | <b>4</b> | <b>5</b> | <b>80.0%</b> | <b>3</b> | <b>5</b> | <b>8</b> | <b>3</b> | <b>5</b> | <b>1</b> | <b>0</b> | <b>8</b> | <b>24</b> |



Honors & Awards

**SEC Players of the Year**

Southeastern Conference Player of the Year awards have been presented since 1965 by both the Associated Press and United Press International (until 1991) and then by the SEC Coaches. Two Auburn players have received that honor:

- 1984.....C Charles Barkley (AP and UPI)
- 1999..... F Chris Porter (AP and SEC Coaches)

**National Coach of the Year**

Head coach Cliff Ellis is the only Auburn Basketball coach to be named National Coach of the Year. Ellis won six different National Coach of the Year awards following the 1998-99 season when the Tigers went 29-4, won the SEC Championship and finished the season ranked fourth in the nation by the Associated Press.

- Following is a listing of the National Coach of the Year awards Ellis garnered:
- 1999..... Cliff Ellis (Associated Press)  
(John & Nellie Wooden Award)  
(United States Basketball Writers Association)  
(Sports Illustrated)  
(The Sporting News)  
(Basketball News)

**SEC Coach of the Year**

Southeastern Conference Coach of the Year awards have been presented since 1960 by the Associated Press, since 1999 by the SEC Coaches, from 1964-98 by the Knoxville News-Sentinel, from 1965-91 by United Press International and from 1974-90 by the Birmingham Tip-Off Club (Rupp Cup).

Since those awards have been presented, five Auburn coaches have been the recipients:

- 1960..... Joel Eaves (AP)
- 1975..... Bob Davis (UPI)
- 1984..... Sonny Smith (AP, UPI, Knoxville News-Sentinel/  
Birmingham Tip-Off Club)
- 1988..... Sonny Smith (Knoxville News-Sentinel/  
Birmingham Tip-Off Club)
- 1990..... Tommy Joe Eagles (Knoxville News-Sentinel/  
Birmingham Tip-Off Club)
- 1995..... Cliff Ellis (Anniston Star)
- 1999..... Cliff Ellis (Associated Press/  
SEC Coaches/The Birmingham News)

**All-Time SEC Team**

In 1974, the Orlando Sentinel published an All-Time SEC Team as selected by a special panel of sportswriters.

- One Auburn player was named to that all-time squad:  
G John Mengelt (third-team)

**Team of the Decade**

In 1989, the Birmingham Post-Herald and Jackson Clarion-Ledger published a Southeastern Conference Team of the Decade. The Birmingham Post-Herald lineup was selected by a special panel of sportswriters, sportscasters and officials while the Jackson Clarion-Ledger polled the current league coaches.

Two Auburn players were named to the SEC team of the 1980s (firstteam selections) by both newspapers:

- F Chuck Person, C Charles Barkley

Charles Barkley was also honored as the SEC Player of the Decade by the Birmingham Post-Herald.

**All-Tournament Teams**

From 1933 through 1952, players named to the all-tournament team at the Southeastern Conference Tournament served as the All-SEC squad (a first and second team). The Associated Press began selecting a regular-season All-SEC squad in 1949. In 1956, the league coaches began selecting a 10-man All-SEC roster and United Press International started its all-conference picks in 1965. When the conference tournament resumed in 1979, members of the working press once again began selecting an all-tournament squad in addition to a tourney MVP.

Seven Auburn players have received all-tournament honors and two of them have been named MVP:

- 1942 .....G Shag Hawkins (first-team)
- 1984 .....C Charles Barkley (MVP)  
F Chuck Person
- 1985 .....F Chuck Person (MVP)
- 2000 .....G Doc Robinson  
C Mamadou N'diaye  
F Mack McGadney
- 2009 .....F Korvotney Barber

**Naismith Memorial Basketball Hall of Fame**

Auburn All-American Charles Barkley became the first player from the state of Alabama to be inducted into the Naismith Memorial Basketball Hall of Fame during Enshrinement ceremonies Sept. 8, 2006, in Springfield, Mass.

Joining Barkley in the Class of 2006 were Dominique Wilkins, Joe Dumars, Geno Auriemma, David Gavitt and Sandro Gambo.

- One Auburn player has been named to the Basketball Hall of Fame:  
2006.....Charles Barkley

**Alabama Sports Hall of Fame**

Each fall, the Alabama Sports Hall of Fame, consisting of voters across the state of Alabama, chooses inductees. Eight Auburn basketball Tigers have been inducted into the Hall of Fame, most recently former coach Sonny Smith in 2007. Former Athletic Director Jeff Beard and legendary Coach Joel Eaves were the first Tigers inducted in 1974 and 1978, respectively. Located in the Birmingham-Jefferson County Civic Center complex, the Hall houses many of the state's past and present heroes.

Here is a list of Auburn's Alabama Sports Hall of Fame members:

- 1974.....Athletic Director Jeff Beard
- 1978.....Coach Joel Eaves
- 1995.....John Mengelt
- 2001.....Charles Barkley
- 2003.....Rex Frederick
- 2005.....Chuck Person
- 2005.....Jim Fyffe, announcer
- 2007.....Sonny Smith

**USBWA "Most Courageous Award"**

Wes Flanigan was presented the United States Basketball Writers' "Most Courageous Award" at the 1997 NCAA Final Four in Indianapolis. Flanigan, an All-SEC point guard as a junior at Auburn in 1995-96 season, was diagnosed with bone cancer and underwent successful four-hour surgery in May 1996 before his senior season. He returned to the court five months later and ended up leading the 1996-97 Tigers in scoring (11.0) and assists (4.5). Flanigan's story was featured on CBS, ESPN, CNN, FOX SportsSouth, Intersport Television, Atlanta Journal-Constitution, Memphis Commercial Appeal, Louisville Courier-Journal, Arkansas-Democrat Gazette, The State (Columbia, S.C.), every major newspaper in the state of Alabama among others. In fact, Tommy Hicks, a columnist for The Mobile Press-Register, won the Alabama Sports Writers Association's "Herby Kirby Award" in 1997



Honors & Awards

for the top sports article among Alabama newspapers.

**ESPN Silver Anniversary All-SEC Team**

Auburn All-American Chuck Person was named to ESPN's "Silver Anniversary All-SEC team," featuring the top five players from the Southeastern Conference over 25 seasons from 1979-80 to 2003-04. It was done as part of ESPN's 25th-anniversary celebration. The team was compiled through a vote of a seven-member panel of media and conference representatives. The five man team consists of F Chuck Person (Auburn), F Jamal Mashburn (Kentucky), C Shaquille O'Neal (LSU), G Chris Jackson (LSU) and G Allan Houston (Tennessee).

**Hall of Honor**

Nine former Tiger players and a friend of the University have been inducted into the Auburn Hall of Honor:

- |   |                            |
|---|----------------------------|
| C Bill Alexander, 1968-70                     | C Frank DuBose, 1927-29    |
| G Joel Eaves, 1935-37<br>(head coach 1949-63) | F/C Jimmy Fibbe, 1964-66   |
| G Henry Hart, 1957-59                         | C/F Rex Frederick, 1957-59 |
| G John Mengelt, 1969-71                       | G Shag Hawkins, 1940-42    |
| Roy B. Sewell, lifetime supporter             | C Jack Stewart, 1930-32    |

**Academic All-SEC Teams**

Academic All-SEC awards have been presented since 1962. The following qualifications were established in 1978: (1) maintain a "B" average for college career; (2) be in residence a full academic year; (3) be either a starter or top substitute. In 1984, the SEC Academic Honor Roll was established with the following guidelines: (1) have at least a 3.0 grade-point average (on 4.0 scale) for either the past year or for academic career; (2) be at least a sophomore in class standing (freshman redshirts are eligible and transfers must have attended current institution for at least one year); (3) have 24 semester or 36 quarter hours toward a degree; (4) receive a letter for that season.

Twenty-two Auburn players have earned Academic All-SEC honors 28 times:

- |      |                                 |
|------|---------------------------------|
| 1962 | F Bill Ross (first-team)        |
| 1965 | F Freddie Guy (first-team)      |
| 1966 | C Randall Walker (second-team)  |
| 1969 | F Tom Perry (first-team)        |
| 1970 | G John Mengelt (first-team)     |
|      | F Bill Alexander (second-team)  |
| 1971 | G John Mengelt (first-team)     |
| 1974 | F Gary Redding (second-team)    |
| 1975 | F Gary Redding (first-team)     |
| 1976 | F Gary Redding (first-team)     |
| 1983 | F Mark Cahill                   |
| 1984 | F Mark Cahill                   |
| 1995 | F Franklin Williams             |
| 1999 | G Daymeon Fishback              |
|      | G Scott Pohlman                 |
| 2000 | F Abe Smith                     |
| 2002 | F Mack McGadney                 |
| 2003 | G Derrick Bird                  |
| 2004 | G Lewis Monroe                  |
|      | G Danny Wicke                   |
| 2005 | G Brett Howell                  |
| 2006 | G Brett Howell                  |
| 2007 | G Drew Smith                    |
| 2008 | G Drew Smith, G Ryan Brooks     |
| 2009 | G Drew Smith                    |
| 2010 | G Josh Wallace, G Dylan Spencer |

2012.....G Josh Wallace, G Dylan Spencer, F Bernard Morena

**All-Freshman Teams**

Since 1984, the Knoxville News-Sentinel has published the Southeastern Conference All-Freshman Team as selected by league coaches, except for the 2004-05 season when the SEC athletic directors voted it down.

Fourteen Auburn players have received all-freshman honors:

- |      |  |
|------|--|
| 1985 | F Chris Morris, C Jeff Moore           |
| 1990 | G Ronnie Battle, G Reggie Gallon       |
| 1991 | F Wesley Person                        |
| 1994 | G Wes Flanigan                         |
| 1995 | F Franklin Williams                    |
| 1997 | G Daymeon Fishback                     |
|      | C Mamadou N'diaye                      |
| 1998 | G Scott Pohlman                        |
| 2002 | F Brandon Robinson                     |
| 2006 | G Rasheem Barrett, G Quantez Robertson |
| 2007 | G DeWayne Reed                         |

**Player of the Week**

Southeastern Conference Player of the Week awards have been presented since 1985 as selected by the league media relations staff. The league office began the SEC Freshman of the Week honor in 2005-06.

Since the inception of the weekly award, 19 Auburn players have received the honor 32 times:

- |          |                    |
|----------|--------------------|
| 2/11/85  | F Chuck Person     |
| 2/3/85   | F Chuck Person     |
| 2/24/85  | F Chuck Person     |
| 12/87    | C Jeff Moore       |
| 1/11/88  | F Chris Morris     |
| 2/29/88  | F Chris Morris     |
| 2/13/89  | G Keenan Carpenter |
| 1/13/91  | G Ronnie Battle    |
| 2/3/92   | G Ronnie Battle    |
| 1/18/93  | G Ronnie Battle    |
| 3/1/93   | F/G Wesley Person  |
| 12/93    | G/F Wesley Person  |
| 2/20/94  | F/C Aaron Swinson  |
| 1/11/98  | F Bryant Smith     |
| 2/2/98   | G Doc Robinson     |
| 11/23/98 | F Chris Porter     |
| 1/11/99  | F Chris Porter     |
| 2/15/99  | G Doc Robinson     |
| 11/15/99 | C Mamadou N'diaye  |
| 1/10/00  | G Doc Robinson     |
| 1/31/00  | F Chris Porter     |
| 12/11/00 | G Jamison Brewer   |
| 12/10/01 | F Marquis Daniels  |
| 1/19/03  | F Marquis Daniels  |
| 11/21/04 | G Ian Young        |
| 2/6/05   | G Frank Tolbert    |
| 11/13/06 | F Korvotney Barber |
| 3/5/07   | F Korvotney Barber |
| 11/26/07 | G Rasheem Barrett  |
| 3/9/09   | F Korvotney Barber |
| 3/7/11   | F Kenny Gabriel    |
| 12/23/13 | G KT Harrell       |

**Rookie of the Week**

Southeastern Conference Rookie of the Week awards were presented from 1988-1992 and were reinstated in the 2005-06 season as selected



### Honors & Awards

by the league media relations staff.

Six Auburn players received the honor nine times:

|               |                    |
|---------------|--------------------|
| 1/21/90 ..... | G Reggie Gallon    |
| 2/11/90 ..... | G Ronnie Battle    |
| 12/91 .....   | F Wesley Person    |
| 2/3/91 .....  | F Wesley Person    |
| 12/91 .....   | F Aaron Swinson    |
| 1/20/92 ..... | F Aaron Swinson    |
| 1/27/92 ..... | F Aaron Swinson    |
| 1/1/06 .....  | G Rasheem Barrett  |
| 2/16/09 ..... | G Frankie Sullivan |

#### Banquet Awards

In 1990, the late Tommy Joe Eagles initiated a year-end Auburn Basketball Awards Banquet. Eight individual awards are presented, including outstanding rebounder, outstanding defensive player, outstanding offensive player, playmaker award, sixth-man award, academic achievement award and most valuable player. The Paul Lambert and Tommy Joe Eagles Memorial Trophy for leadership is given in memory of Auburn's 15th head basketball coach, Paul Lambert, who died in a hotel fire June 6, 1978, in Columbus, Ga., and Tommy Joe Eagles, who died unexpectedly of a heart attack July 30, 1994, two months after becoming the head coach at New Orleans. Recipients are selected by the coaching staff.

Here's a complete list of awards presented at previous banquets:

#### **Most Valuable Player**

|          |  |
|----------|--|
| 1990.... | F Derrick Dennison   |
| 1991.... | G Ronnie Battle  |
| 1992.... | F Wesley Person  |
| 1993.... | F/G Wesley Person  |
| 1994.... | G/F Wesley Person  |
| 1995.... | G Moochie Norris   |
| 1996.... | G Wes Flanigan   |
| 1997.... | C Pat Burke  |
| 1998.... | G Doc Robinson   |
| 1999.... | G Doc Robinson, G Scott Pohlman, C Mamadou N'diaye, F Chris Porter, F Bryant Smith |
| 2000.... | G Doc Robinson   |
| 2001.... | F Marquis Daniels  |
| 2002.... | F Marquis Daniels  |
| 2003.... | F Marquis Daniels  |
| 2004.... | F Marco Killingsworth  |
| 2005.... | G Nathan Watson  |
| 2006.... | G Ronny LeMelle  |
| 2007.... | G Quantez Robertson  |
| 2008.... | G Quantez Robertson, F Quan Prowell  |
| 2009.... | F Korvotney Barber   |
| 2010.... | G Tay Waller   |
| 2011.... | F Kenny Gabriel  |
| 2012.... | F Kenny Gabriel  |
| 2014.... | G Chris Denson   |

#### **Outstanding Rebounder**

|          |                   |
|----------|-------------------|
| 1990.... | C Zane Arnold     |
| 1991.... | C Robert McKie    |
| 1992.... | F Aaron Swinson   |
| 1993.... | F/C Aaron Swinson |
| 1994.... | F/C Aubrey Wiley  |
| 1995.... | F Chris Davis     |
| 1996.... | C Pat Burke       |
| 1997.... | C Pat Burke       |
| 1998.... | C Mamadou N'diaye |

|          |                                    |
|----------|------------------------------------|
| 1999.... | F Chris Porter                     |
| 2000.... | C Mamadou N'diaye                  |
| 2001.... | G Jamison Brewer                   |
| 2002.... | F Kyle Davis                       |
| 2003.... | C Kyle Davis                       |
| 2004.... | F Brandon Robinson                 |
| 2005.... | F Quinzel Brown                    |
| 2006.... | F Korvotney Barber                 |
| 2007.... | F Korvotney Barber, F Josh Dollard |
| 2008.... | F Quan Prowell                     |
| 2009.... | F Korvotney Barber                 |
| 2010.... | F Lucas Hargrove                   |
| 2011.... | G Earnest Ross                     |
| 2012.... | F Kenny Gabriel                    |

#### **Outstanding Defensive Player**

|          |                      |
|----------|----------------------|
| 1990.... | F Chris Brandt       |
| 1991.... | C Zane Arnold        |
| 1992.... | C Chris Brandt       |
| 1993.... | F Mark Hutton        |
| 1994.... | G Shawn Stuart       |
| 1995.... | G Wes Flanigan       |
| 1996.... | G Wes Flanigan       |
| 1997.... | G Wes Flanigan       |
| 1998.... | F Bryant Smith       |
| 1999.... | F Bryant Smith       |
| 2000.... | C Mamadou N'diaye    |
| 2001.... | C Kyle Davis         |
| 2002.... | G Derrick Bird       |
| 2003.... | G Derrick Bird       |
| 2004.... | F Quinzel Brown      |
| 2005.... | G Nathan Watson      |
| 2006.... | G Rasheem Barrett    |
| 2007.... | G Quantez Robertson  |
| 2008.... | G Quantez Robertson  |
| 2009.... | G Quantez Robertson  |
| 2010.... | G Frankie Sullivan   |
| 2011.... | G Josh Wallace       |
| 2012.... | F Kenny Gabriel      |
| 2014.... | C Asaahn Dixon-Tatum |

#### **Outstanding Offensive Player**

|          |                                |
|----------|--------------------------------|
| 1990.... | G Ronnie Battle                |
| 1991.... | F Wesley Person                |
| 1992.... | G Ronnie Battle                |
| 1993.... | G Ronnie Battle                |
| 1994.... | F/C Aaron Swinson              |
| 1995.... | G Lance Weems                  |
| 1996.... | G Lance Weems                  |
| 1997.... | F Franklin Williams            |
| 1998.... | G Scott Pohlman                |
| 1999.... | F Chris Porter, G Doc Robinson |
| 2000.... | F Chris Porter                 |
| 2001.... | G Adam Harrington              |
| 2002.... | G Adam Harrington              |
| 2003.... | F Marco Killingsworth          |
| 2004.... | G Ian Young                    |
| 2005.... | G Toney Douglas                |
| 2006.... | G Ronny LeMelle                |
| 2007.... | FG%: Korvotney Barber (.607)   |
|          | FT%: Quan Prowell (.762)       |





## Honors &amp; Awards

2008.... F Quan Prowell  
 2009.... F Korvotney Barber, G Rasheem Barrett, G Tay Waller,  
 G DeWayne Reed  
 2010.... G Tay Waller  
 2011.... none  
 2012.... none

**Playmaker Award**

1990.... G Reggie Gallon  
 1991.... G Reggie Gallon  
 1992.... G Reggie Gallon, G Champ Wrencher  
 1993.... G Reggie Gallon  
 1994.... G Wes Flanigan  
 1995.... G Moochie Norris  
 1996.... G Wes Flanigan  
 1997.... G Doc Robinson  
 1998 ... F Kendell Mack, G Clifton Robinson, G John Gomillion,  
 G Dudley Smith  
 1999.... G Scott Pohlman  
 2000.... F Mack McGadney  
 2001.... G Reggie Sharp  
 2002.... F Marco Killingsworth, G Lewis Monroe  
 2003.... G Lewis Monroe  
 2004.... G Ronny LeMelle  
 2005.... G Ian Young  
 2006.... G Quantez Robertson  
 2007.... G Quantez Robertson  
 2008.... G Quantez Robertson  
 2009.... G DeWayne Reed  
 2010.... G DeWayne Reed  
 2011.... G Josh Wallace  
 2012.... G Josh Wallace  
 2014.... G Tahj Shamsid-Deen

**Sixth-Man Award**

1990.... F John Caylor, G Champ Wrencher  
 1991 ... G Larry Patrick  
 1992 ... F Jeff Switzer  
 1993 ... F Aubrey Wiley  
 1994 ... G Lance Weems  
 1995 ... C Pat Burke  
 1996 ... F Alvin Jefferson  
 1997 ... F Alvin Jefferson  
 1998 ... G Daymeon Fishback  
 1999 ... F Adrian Chilliast  
 2000 ... G Reggie Sharp  
 2001 ... G Lincoln Glass, F Abdou Diame  
 2002.... G Dwayne Mitchell  
 2003 ... F Brandon Robinson, G Nathan Watson  
 2004.... C Dwayne Curtis  
 2005.... G Frank Tolbert  
 2006.... G Frank Tolbert  
 2009.... F Lucas Hargrove, G Frankie Sullivan  
 2010.....C Brendon Knox  
 2011.....G Tony Neysmith  
 2012.....Auburn Student Body  
 2014.... C Matthew Atewe

**Academic Achievement Award**

1990.... F John Caylor  
 1991.... F John Caylor

1992.... F Jeff Switzer  
 1993.... G Reggie Gallon  
 1994.... F Franklin Williams  
 1995.... F Franklin Williams  
 1996.... F Franklin Williams  
 1997.... G Daymeon Fishback  
 1998.... F Franklin Williams  
 1999.... G Daymeon Fishback  
 2000.... F Abe Smith  
 2001.... G Charlton Barker  
 2002.... F Mack McGadney  
 2003.... F Marquis Daniels  
 2004.... G Lewis Monroe  
 2005.... G Brett Howell  
 2006.... G Brett Howell  
 2007.... G Drew Smith  
 2008.... G Drew Smith  
 2009.... G Drew Smith  
 2010.... G Josh Wallace  
 2011.... G Josh Wallace, G Dylan Spencer, G T.J. Rice  
 2012.... G Josh Wallace  
 2014.... G Tahj Shamsid-Deen

**Sonny Smith Sportsmanship Award**

2012.... F Allen Payne  
 2014.... F Allen Payne

**Paul Lambert/Tommy Joe Eagles Memorial Trophy**

1990.... G Reggie Gallon  
 1991.... F Chris Brandt  
 1992.... C Chris Brandt  
 1993.... F Rod Joyce  
 1994.... G Leonard Smith  
 1995.... G/F Ray Donald  
 1996.... G Wes Flanigan  
 1997.... G Wes Flanigan  
 1998.... F Franklin Williams  
 1999.... F Bryant Smith  
 2000.... G Daymeon Fishback  
 2001.... G Scott Pohlman  
 2002.... G Charlton Barker  
 2003.... F Marquis Daniels  
 2004.... G Lewis Monroe  
 2005.... G Nathan Watson  
 2006.... G Ronny LeMelle  
 2007.... G Frank Tolbert  
 2008.... G Frank Tolbert  
 2009.... G Quantez Robertson  
 2010.... G Frankie Sullivan  
 2011.... F Kenny Gabriel  
 2012.... G Frankie Sullivan  
 2014.... G KT Harrell