



**2018-19
AUBURN
BASKETBALL
MEDIA GUIDE**

“

YOUR AUBURN TIGERS ARE

2017-2018

SEC

CHAMPIONS

”



UNIVERSITY OF ALABAMA
UNIVERSITY OF ARIZONA
AUBURN UNIVERSITY
UNIVERSITY OF CALIFORNIA
UNIVERSITY OF COLORADO
UNIVERSITY OF GEORGIA
UNIVERSITY OF KENTUCKY
LOUISIANA STATE UNIVERSITY

UNIVERSITY OF MISSISSIPPI
MISSISSIPPI STATE UNIVERSITY
UNIVERSITY OF MISSOURI
UNIVERSITY OF SOUTH CAROLINA
UNIVERSITY OF TENNESSEE
TEXAS A&M UNIVERSITY
VANDERBILT UNIVERSITY



AUBURN UNIVERSITY
2018 CHAMPION



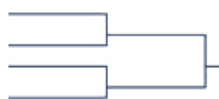
18

Auburn has produced 18 graduates since 2014 - the most in the SEC.



8

Auburn has won at least 1 one game in its last 8 NCAA Tournament appearances, tied with Syracuse for 4th-longest current streak in the nation.



17

Head coach Bruce Pearl's teams have led the conference in scoring in 17 of 23 seasons.



23

Auburn has won 23 of its 26 non-conference games over the past 2 seasons - the best record among teams in the SEC.



323

Auburn set a program record with 323 made 3-pointers during the 2017-18 season.



3

Auburn has registered 3 consecutive seasons with a perfect APR score of 1,000 for the first time in program history.



TABLE OF CONTENTS

2018-19 SEASON _____ **1-40**

Schedule and Quick Facts _____ 4

Rosters _____ 5

Player Profiles _____ 6-29

Head Coach Bruce Pearl _____ 30-34

Staff _____ 35-39

Administration _____ 40

2017-18 STATISTICS _____ **41-46**

AUBURN ARENA _____ **47-49**

RECORD BOOK _____ **50-185**

Individual Records _____ 50-51

Team Records _____ 52-53

Single-Game Records _____ 54

Auburn Arena Records _____ 55

Auburn Arena Attendance _____ 56

BEMC Records _____ 57

BEMC Attendance _____ 58

Career Leaders _____ 59-60

Single-Season Leaders _____ 61-64

Winning Streaks _____ 65

Year-By-Year Leaders _____ 66-69

1,000-Point Scorers _____ 70-74

Year-By-Year Team Stats _____ 75-76

Single-Game Superlatives _____ 77

Year-By-Year Scores _____ 78-94

Record vs. All Opponents _____ 95-96

Record vs. Conferences _____ 97-99

Series Scores _____ 100-115

Year-By-Year Records _____ 116-117

100-Point Games _____ 118

Overtime Games _____ 119

Auburn and the Top 25 _____ 120-130

Tournament Participation _____ 131-134

SEC Tournament _____ 135-136

Southern Conf. Tournament _____ 136

NCAA Tournament _____ 137-148

NIT _____ 149

All-Time Lineups _____ 150-153

All-Time Letterwinners _____ 154-163

All-Time Roster _____ 164-167

Retired Jerseys _____ 167

Auburn on TV _____ 168-171

SEC Champions _____ 172

SEC All-Time Records _____ 173

All-Americans _____ 174

All-SEC _____ 175

Honors and Awards _____ 176-179

Auburn in the NBA _____ 180-185

MEDIA INFORMATION _____ **186-190**

Auburn Information _____ 186

Opponent Information _____ 187-189

Media Spot Chart _____ 190

CREDITS

The 2018-19 Auburn Basketball Media Guide was produced by the Auburn Athletics Department. Edited by Cody Voga with editorial assistance from Grant Keith, Amanda Ronan and Scott Scroggins. Photography provided by Wade Rackley, Dakota Sumpter, Todd Van Emst and Cat Wofford. Artwork created by Kevin Ortiz.

2018-19 SCHEDULE AND QUICK FACTS

UNIVERSITY INFORMATION

Location _____ Auburn, Ala.
 Founded _____ 1856
 Enrollment _____ 25,469
 Nickname _____ Tigers
 Colors _____ Burnt Orange and Navy Blue
 Conference _____ Southeastern (SEC)

ADMINISTRATION

President _____ Dr. Steven Leath
 Director of Athletics _____ Allen Greene
 Athletics Phone _____ 855-282-2010

BASKETBALL STAFF INFORMATION

Head Coach _____ Bruce Pearl
 Alma Mater _____ Boston College '82
 Career Record _____ 532-207 (.720)
 Seasons _____ 23
 Record at Auburn _____ 70-62 (.530)
 Seasons _____ 4
 Assistant Coach _____ Ira Bowman
 Alma Mater _____ Penn '96
 Assistant Coach _____ Wes Flanigan
 Alma Mater _____ Auburn '97
 Assistant Coach _____ Steven Pearl
 Alma Mater _____ Tennessee '10
 Director of Operations _____ Chad Prewett
 Alma Mater _____ Troy State '94
 Assistant Director of Ops _____ Mike Burgomaster
 Alma Mater _____ Miami '16
 Athletic Trainer _____ Clark Pearson
 Alma Mater _____ Kentucky '96
 Strength Coach _____ Damon Davis
 Alma Mater _____ Western Illinois '03
 Video Coordinator _____ Ian Borders
 Alma Mater _____ Louisville '07

PROGRAM INFORMATION

First Year of Basketball _____ 1905-06
 All-Time Record _____ 1322-1180-1 (.529)
 All-Time SEC Record _____ 599-735 (.449)
 SEC Championships _____ 3 (1960, 1999, 2018)
 SEC Tournament Titles _____ 1 (1985)
 NCAA Tournament Appearances _____ 9
 NCAA Tournament Record _____ 13-9
 All-Americans _____ 13
 All-SEC Selections _____ 91

TEAM INFORMATION

2017-18 Record _____ 26-8
 SEC Record/Finish _____ 13-5/1st
 Home/Away/Neutral _____ 15-1/7-4/4-3
 Associated Press Final Ranking _____ 19
 USA Today Final Ranking _____ 23
 Letterwinners Returning/Lost _____ 11 / 4
 Starters Returning/Lost _____ 3 / 2
 Newcomers _____ 2

DATE	OPPONENT	NETWORK	TIME (CT)
Nov. 2	Lincoln Memorial (Exh.)	TBA	7 p.m.
Nov. 6	South Alabama	SECN	8 p.m.
Nov. 9	Washington	SECN	8:30 p.m.
Nov. 14	Mississippi College	SECN+	7 p.m.

2018 MAUI INVITATIONAL

Nov. 19	vs. Xavier	ESPN2	1:30 p.m.
Nov. 20	vs. Duke/San Diego State	ESPN/ESPN2	1:30 p.m./4 p.m.
Nov. 21	# vs. TBD	ESPN/ESPN2/ESPNU	TBD
Nov. 28	Saint Peter's	SECN+	7 p.m.
Dec. 4	UNC Asheville	SECN	7 p.m.
Dec. 8	Dayton	SECN	7:30 p.m.
Dec. 15	^ at UAB (BJCC)	CBSSN	6:30 p.m.
Dec. 19	at NC State	ESPN2	6 p.m.
Dec. 22	Murray State	SECN	3:30 p.m.
Dec. 29	North Florida	SECN+	4 p.m.
Jan. 9	* at Ole Miss	ESPN2/ESPNU	6 p.m.
Jan. 12	* Georgia	ESPN/ESPN2/ESPNU	3 p.m.
Jan. 16	* at Texas A&M	ESPN2/ESPNU	6 p.m.
Jan. 19	* Kentucky	ESPN/ESPN2	3/5 p.m.
Jan. 22	* at South Carolina	SECN	5:30 p.m.
Jan. 26	* at Mississippi State	SECN	7:30 p.m.
Jan. 30	* Missouri	SECN	7:30 p.m.
Feb. 2	* Alabama	ESPN/ESPN2/ESPNU	7 p.m.
Feb. 5	* Florida	ESPN/ESPN2/ESPNU	8 p.m.
Feb. 9	* at LSU	ESPN/ESPN2/ESPNU	1 p.m.
Feb. 13	* Ole Miss	SECN	7:30 p.m.
Feb. 16	* at Vanderbilt	ESPN/ESPN2/ESPNU	11 a.m.
Feb. 20	* Arkansas	SECN	7:30 p.m.
Feb. 23	* at Kentucky	CBS	12:30 p.m.
Feb. 27	* at Georgia	ESPN2/ESPNU	8 p.m.
Mar. 2	* Mississippi State	ESPN/ESPN2/ESPNU	3 p.m.
Mar. 5	* at Alabama	ESPN/ESPN2/ESPNU/SECN	8 p.m.
Mar. 9	* Tennessee	ESPN/ESPN2	11 a.m.
Mar. 13-17	SEC Tournament	TBA	TBA
Mar. 19-20	NCAA First Four	TBA	TBA
Mar. 21-24	NCAA First/Second Rounds	TBA	TBA
Mar. 28-31	NCAA Sweet 16/Elite Eight	TBA	TBA
Apr. 6	NCAA Final Four	TBA	TBA
Apr. 8	NCAA National Championship	TBA	TBA

- vs. Arizona/Iowa State/Gonzaga/Illinois (Maui Invitational)

^ - game played at Birmingham-Jefferson Convention Complex (Legacy Arena)

* - Southeastern Conference game

All home games played at Auburn Arena
 All games available on the Auburn Sports Network
 All dates and times (CT) are subject to change

2018-19 ROSTER

NUMERICAL ROSTER

No.	Name	Pos.	Ht.	Wt.	Cl.	Hometown (Last School)
0	Horace Spencer	F	6-8	225	Sr.	Philadelphia, Pa. (Findlay Prep)
1	Jared Harper	G	6-0	175	Jr.	Mableton, Ga. (Pebblebrook)
2	Bryce Brown	G	6-3	198	Sr.	Stone Mountain, Ga. (Tucker)
3	Danjel Purifoy	F	6-7	230	Jr.	Centreville, Ala. (Hargrave Military Academy)
4	Malik Dunbar	G/F	6-6	230	Sr.	North Augusta, S.C. (College of Central Florida)
5	Chuma Okeke	F	6-8	230	So.	Atlanta, Ga. (Westlake)
10	Samir Doughty	G	6-4	195	Jr.	Philadelphia, Pa. (VCU)
12	J'Von McCormick	G	6-0	175	Jr.	New Orleans, La. (Lee College)
20	Myles Parker	F	6-8	200	Fr.	Madison, Ala. (Madison Academy)
21	Devontae Williams	G	6-5	215	Jr.	Opp, Ala. (Opp)
22	Will Macoy	G	6-4	200	Jr.	Birmingham, Ala. (Vestavia Hills)
23	Jamal Johnson*	G	6-4	185	So.	Birmingham, Ala. (Memphis)
24	Anfernee McLemore	F	6-7	220	Jr.	Warwick, Ga. (Worth County)
25	Brett Easterling	G	6-1	170	So.	Tallahassee, Fla. (Lawton Chiles)
41	Cole Blackstock	F	6-9	260	Sr.	Killen, Ala. (Brooks)
50	Austin Wiley	C	6-11	260	Jr.	Hoover, Ala. (Calusa Prep)
54	Thomas Collier	F	6-9	215	Jr.	Birmingham, Ala. (Briarwood Christian)

* will redshirt 2018-19 season after transferring and have three years of eligibility remaining

ALPHABETICAL ROSTER

No.	Name	Pos.	Ht.	Wt.	Cl.	Hometown (Last School)
41	Cole Blackstock	F	6-9	260	Sr.	Killen, Ala. (Brooks)
2	Bryce Brown	G	6-3	198	Sr.	Stone Mountain, Ga. (Tucker)
54	Thomas Collier	F	6-9	215	Jr.	Birmingham, Ala. (Briarwood Christian)
10	Samir Doughty	G	6-4	195	Jr.	Philadelphia, Pa. (VCU)
4	Malik Dunbar	G/F	6-6	230	Sr.	North Augusta, S.C. (College of Central Florida)
25	Brett Easterling	G	6-1	170	So.	Tallahassee, Fla. (Lawton Chiles)
1	Jared Harper	G	6-0	175	Jr.	Mableton, Ga. (Pebblebrook)
23	Jamal Johnson*	G	6-4	185	So.	Birmingham, Ala. (Memphis)
22	Will Macoy	G	6-4	200	Jr.	Birmingham, Ala. (Vestavia Hills)
12	J'Von McCormick	G	6-0	175	Jr.	New Orleans, La. (Lee College)
24	Anfernee McLemore	F	6-7	220	Jr.	Warwick, Ga. (Worth County)
5	Chuma Okeke	F	6-8	230	So.	Atlanta, Ga. (Westlake)
20	Myles Parker	F	6-8	200	Fr.	Madison, Ala. (Madison Academy)
3	Danjel Purifoy	F	6-7	230	Jr.	Centreville, Ala. (Hargrave Military Academy)
0	Horace Spencer	F	6-8	225	Sr.	Philadelphia, Pa. (Findlay Prep)
50	Austin Wiley	C	6-11	260	Jr.	Hoover, Ala. (Calusa Prep)
21	Devontae Williams	G	6-5	215	Jr.	Opp, Ala. (Opp)

Head Coach: Bruce Pearl (Boston College '82)
Assistant Coach: Ira Bowman (Penn '96)
Assistant Coach: Wes Flanigan (Auburn '97)
Assistant Coach: Steven Pearl (Tennessee '10)
Director of Operations: Chad Prewett (Troy State '94)
Assistant Director of Operations: Mike Burgomaster (Miami '16)
Athletic Trainer: Clark Pearson (Kentucky '95)
Strength & Conditioning Coach: Damon Davis (Western Illinois '03)
Video Coordinator: Ian Borders (Louisville '07)


PRONUNCIATION GUIDE

Samir Doughty SUH-meer DOW-tee
 Chuma Okeke CHOO-muh oh-KEE-KEE
 Danjel Purifoy dan-JELL PURE-eh-foy

41

COLE BLACKSTOCK

6-9 • 220
Sr. • F
Killen, Ala.
(Brooks HS)



2017-18 (Junior): Averaged 0.3 points, 0.3 rebounds and 0.1 blocks per game in 1.5 minutes per game off the bench ... was a perfect 4-for-4 from the charity stripe ... first action of the season came in the season opener against Norfolk State where he pulled down a rebound in 2 minutes of action ... buried a pair of free throws in 3 minutes vs. Cornell ... logged 5 appearances in SEC play, including the final 3 games of the regular season ... knocked down 2 shots from the charity stripe and grabbed a rebound vs. LSU ... made 2 appearances in postseason play, including in the NCAA Tournament against Clemson.

2016-17 (Sophomore): Played in three games totaling four minutes ... averaged 0.7 rebounds ... had a career-high two rebounds in three minutes vs. Coastal Carolina ... selected to the SEC Winter Academic Honor Roll ... scout team member.

2015-16 (Freshman): Averaged 1.0 point playing in five games ... made his only field goal attempt of the season and was a perfect 3-of-3 from the foul line ... 3 points on a conventional 3-point play in two minutes vs. Vanderbilt ... scored the first points of his career by hitting 2 free throws in 3 minutes played against Northwestern State ... had a rebound in 3 minutes vs. Brevard College in exhibition ... Walked-on to the team prior to the season ... a scout team member ... named to the SEC First-Year Academic Honor Roll.

HIGH SCHOOL AND PERSONAL DATA: Four-year letterman in basketball ... averaged 17 points, and 8 rebounds per game as a senior at Brooks High School under coach Brian Wright ... played four games as a junior before season-ending injury ... averaged 8 points and 4.5 rebounds per game as a sophomore ... full name is Cole Edward Blackstock ... son of Eric Blackstock and Kristi Blackstock ... has two sisters, Jessi and Erica ... studying in Ginn College of Engineering.

CAREER HIGHS

Points _____ 3 vs. Vanderbilt (2/13/16)
Rebounds _____ 2 vs. Coastal Carolina (12/15/16)
Field Goals _____ 1 vs. Vanderbilt (2/13/16)
Field Goals Att. _____ 1 vs. Vanderbilt (2/13/16)
3-Pt. Field Goals _____ -
3-Pt. Field Goals Att. _____ -
Free Throws _____ 2 (3x) last vs. LSU (1/27/18)
Free Throws Att. _____ 2 (3x) last vs. LSU (1/27/18)
Assists _____ -
Steals _____ -
Blocks _____ 1 vs. Cornell (12/30/17)
Minutes _____ 3 (4x) last vs. Cornell (12/30/17)

2017-18 BLACKSTOCK GAME-BY-GAME

Opp.	GS	Min.	FG-A	3FG-A	FT-A	O-D-T	PF	A	TO	BLK	STL	PTS
Norfolk State	2		0-0	0-0	0-0	0-1-1	0	0	0	0	0	0
vs Indiana State	1		0-0	0-0	0-0	0-0-0	0	0	0	0	0	0
vs Temple	DNP											
vs Hofstra	DNP											
Winthrop	3		0-0	0-0	2-2	0-0-0	0	0	0	0	0	2
at Dayton	DNP											
George Mason	DNP											
Gardner-Webb	2		0-0	0-0	0-0	0-1-1	1	0	0	0	0	0
UAB	DNP											
vs Middle Tenn.	DNP											
at Murray State	DNP											
UConn	2		0-0	0-0	0-0	0-0-0	1	0	0	0	0	0
Cornell	3		0-0	0-0	0-0	0-0-0	1	0	0	1	0	0
at Tennessee	DNP											
Arkansas	DNP											
Ole Miss	DNP											
at Mississippi State	DNP											
at Alabama	DNP											
Georgia	1		0-0	0-0	0-0	0-0-0	1	0	0	0	0	0
at Missouri	0		0-0	0-0	0-0	0-1-1	0	0	0	0	0	0
LSU	2		0-0	0-0	2-2	0-1-1	0	0	0	0	0	2
at Ole Miss	DNP											
Vanderbilt	DNP											
Texas A&M	DNP											
at Georgia	DNP											
Kentucky	DNP											
at South Carolina	DNP											
Alabama	DNP											
at Florida	DNP											
at Arkansas	1		0-0	0-0	0-0	0-0-0	1	0	0	0	0	0
South Carolina	0		0-0	0-0	0-0	0-0-0	0	0	0	0	0	0
vs Alabama	0		0-0	0-0	0-0	0-0-0	1	0	0	0	0	0
vs Charleston	DNP											
vs Clemson	2		0-0	0-0	0-0	0-0-0	1	0	0	0	0	0

BLACKSTOCK'S CAREER STATISTICS

Year	GP-GS	Min-Avg	FG-A	Pct	3FG-A	Pct	FT-A	Pct	O-D-T--Avg	PF-FO	Ast	TO	Blk	Stl	Pts	Avg
2015-16	5-0	9-1.8	1-1	1.000	0-0	.000	3-3	1.000	0-0-0--0.0	2-0	0	0	0	0	5	1.0
2016-17	3-0	4-1.3	0-0	.000	0-0	.000	0-0	.000	0-2-2--0.7	2-0	0	0	0	0	0	0.0
2017-18	13-0	19-1.5	0-0	.000	0-0	.000	4-4	1.000	0-4-4--0.3	5-0	0	0	1	0	4	0.3
TOTAL	21-0	32-1.5	1-1	1.000	0-0	.000	7-7	1.000	0-6-6--0.3	9-0	0	0	1	0	9	0.4

2016-17 BLACKSTOCK GAME-BY-GAME

Opp.	GS	Min.	FG-A	3FG-A	FT-A	O-D-T	PF	A	TO	BLK	STL	PTS
North Florida		DNP										
Georgia State		DNP										
Eastern Kentucky		DNP										
vs Texas Tech		DNP										
vs Purdue		DNP										
USC Upstate		DNP										
at UAB		DNP										
vs Boston College		DNP										
Coastal Carolina	3		0-0	0-0	0-0	0-2-2	2	0	0	0	0	0
Mercer		DNP										
vs Oklahoma		DNP										
Georgia		DNP										
at Vanderbilt		DNP										
Ole Miss		DNP										
at Missouri		DNP										
at Kentucky		DNP										
LSU		DNP										
Alabama	0		0-0	0-0	0-0	0-0-0	0	0	0	0	0	0
at South Carolina		DNP										
at TCU		DNP										
Tennessee		DNP										
at Alabama		DNP										
Mississippi State		DNP										
at Ole Miss		DNP										
Florida		DNP										
at Texas A&M		DNP										
at LSU	1		0-0	0-0	0-0	0-0-0	0	0	0	0	0	0
Arkansas		DNP										
at Georgia		DNP										
Missouri		DNP										
vs. Missouri		DNP										

2015-16 BLACKSTOCK GAME-BY-GAME

Opp.	GS	Min.	FG-A	3FG-A	FT-A	O-D-T	PF	A	TO	BLK	STL	PTS
UAB		DNP										
Colorado		DNP										
Georgia Southern		DNP										
Northwestern State	3		0-0	0-0	2-2	0-0-0	1	0	0	0	0	2
at Coastal Carolina		DNP										
at Middle Tenn.		DNP										
Mercer		DNP										
at Xavier		DNP										
vs New Mexico		DNP										
vs Harvard		DNP										
at Hawai'i		DNP										
Tennessee		DNP										
South Carolina		DNP										
at Missouri		DNP										
at Vanderbilt		DNP										
Kentucky		DNP										
Alabama		DNP										
at Florida		DNP										
at Ole Miss		DNP										
Oklahoma State		DNP										
LSU		DNP										
at Georgia		DNP										
at Tennessee		DNP										
Vanderbilt	2		1-1	0-0	1-1	0-0-0	0	0	0	0	0	3
at Arkansas		DNP										
Ole Miss		DNP										
Georgia		DNP										
at Alabama		DNP										
Texas A&M	1		0-0	0-0	0-0	0-0-0	0	0	0	0	0	0
at Mississippi State	1		0-0	0-0	0-0	0-0-0	0	0	0	0	0	0
vs Tennessee	2		0-0	0-0	0-0	0-0-0	1	0	0	0	0	0

2

BRYCE BROWN

6-3 • 198
Sr. • G
Stone Mountain, Ga.
(Tucker HS)



2017-18 (Junior): Named First Team All-SEC by the Associated Press and Second Team All-SEC by the league coaches ... tabbed to the Naismith Trophy Top 30 ... selected to the United States Basketball Writers Association All-District IV team ... averaged 15.9 points, 2.0 rebounds, 1.7 assists and 1.0 steals per game in 31.2 minutes per game ... played and started in 33 games, only missing the Georgia game due to an injury ... became the 36th player in program history to reach 1,000 career points after dropping 29 in the regular season finale against South Carolina ... became the 18th player in program history to tally 1,000 career points prior to the end of their third season ... moved into second in the program's all-time 3-pointers made list with 241 career 3s ... was 1 away from matching the single-season 3-point record held by Lance Weems (108, 1995-96) as he racked up 107 buckets behind the arc ... has made the most 3-pointers by any player in Auburn history through their first 3 seasons with 241 ... that mark is 54 ahead of the next-best total by Tay Waller ... guided the SEC with 3.2 3-pointers per game and 107 total 3s ... both marks were in the top 20 nationally ... led the team in scoring 13 times, steals 6 times and assists 2 times ... held defensive matchup to shoot just 37% on the season and forced 100 turnovers ... paced the team with 8 halves with 15 or more points ... averaged 16.8 points, 1.8 rebounds, 1.2 assists and 1.0 steals per game in league play ... scoring total ranked 7th in the SEC during conference action ... averaged 18.4 points per game and shot 47% from the field, including 46% behind the arc, in home games ... scored in double figures in 28 of 33 games, ranking second on the team ... tied for the team lead with 8 20-point games and 1 30-point contest ... scored career-high 31 points on 12-of-16 from the floor, including 4-of-8 behind the arc, in the season opener vs. Norfolk State ... buried 5 or more 3s in 8 games, including 6 in SEC play against Tennessee, Mississippi State, Georgia, LSU, Vanderbilt and South Carolina ... scored 29 points vs. South Carolina to clinch SEC title ... Academic Top Tiger ... declared for the NBA Draft without the intention of hiring an agent on April 11.

2016-17 (Sophomore): Averaged 7.5 points, 2.0 rebounds, 1.3 assists and 1.0 steal in 21.1 minutes per game ... played in 28 games, starting 13 ... shot 36.0 percent from the floor, 40.0 percent from 3-point range and 66.7 percent from the foul line ... ranked second in the SEC shooting 40.0 percent from 3-point range and tied for seventh with 2.0 made 3s per game ... scored 19 points on 5-of-10 3-pointers in the season opener vs. North Florida ... went 8-of-41 (.195) from 3-point range over the next 10 games before ... 6 points in 7-game slump ended by scoring 13 points on 4-of-8 3-pointers at Missouri on Jan. 10, finishing the season shooting 48.3 percent (43-of-89) from behind the arc ... 18 points (4-of-5 3s) and 5 rebounds vs. Mississippi State ... 15 points (5-of-8 3s) in 19 minutes at LSU ... 15 points (5-of-7 3s) at Georgia ... 13 points (4-of-6 3s) vs. Missouri in the SEC Tournament.

MEASURABLES AND BAM TESTING RESULTS

Wingspan	6'4.5"
Reach	8'1"
Hand	9.5"
Vertical Jump	35"
Approach Vertical	42.5"
3/4 Court Sprint	3.152
Reaction Shuttle	2.787
Lane Agility Drill	10.617
185 lb Bench	14

2015-16 (Freshman): Averaged 10.1 points, 1.8 rebounds and 0.7 assists in 24.7 minutes per game ... played in 30 games, starting 11 ... shot 33.9 percent from the floor, 37.0 percent from 3-point range and 82.6 percent from the foul line ... set an Auburn freshman record with 78 made 3-pointers and tied for seventh on Auburn's single-season 3-pointers made list ... ranked fourth in the SEC with 2.6 made 3-pointers per game ... first Auburn freshman to average in double figures since Rasheem Barrett in 2005-06, 10 years prior ... scored a career-high 27 points on 9-14 3-pointers in the win at Arkansas ... his nine made 3-pointers were one off the Auburn record set by Lance Weems in 1996 ... back-to-back 20 point games at Hawai'i on 6-12 3-pointers and in the win vs. Tennessee on 5-9 3s in the SEC opener ... 18 points (6-13 3s), 5 rebounds and 2 assists vs. LSU ... 18 points (4-of-8 3s) at Tennessee ... 15 points (4-8 3s), 2 steals in 18 minutes vs. Northwestern State ... 13 points (3-7 3s), 2 rebounds vs. Harvard in the Diamond Head Classic ... 9 points (2-4 3s) at Florida ... 12 points (2-5 3s, 6-8 fts), career-high 6 rebounds in the win vs. Georgia ... 11 points (3-8 3s) at Missouri ... 11 points (3-4 3s) in 6 minutes vs. Georgia Southern ... an outstanding shooter with deep range ... very good defender ... very athletic ... great body and size for a combination guard ... has a 42-inch vertical jump ... received the Sixth Man Award and the John Mengelt Free Throw Percentage Award (.826) at the year end Auburn Basketball Awards Banquet ... Academic Top Tiger.

HIGH SCHOOL AND PERSONAL DATA: Averaged 25 points, 6 rebounds and 4 assists as a senior at Tucker High School under coach James Hartry ... averaged 18 points and five assists as a junior ... teammates with former Auburn player Tahj Shamsid-Deen at Columbia High School in Decatur, Ga., as a sophomore in 2012-13 ... went to Columbia High School as a sophomore and junior and went to back-to-back state championships ... impressed the Auburn coaching staff when he attended Coach Bruce Pearl's Elite Camp in 2014 ... full name is Bryce Wade Brown ... son of Cedric and Donna Brown ... father, Cedric, and brother, Blake, played football at Clark Atlanta ... studying in College of Liberal Arts ... signed national letter of intent on Nov. 14, 2014.

CAREER HIGHS

Points	31 vs. Norfolk State (11/10/17)
Rebounds	6 (3x) last vs. LSU (1/18/17)
Field Goals	12 vs. Norfolk State (11/10/17)
Field Goals Att.	18 at Arkansas (2/17/16)
3-Pt. Field Goals	9 at Arkansas (2/17/16)
3-Pt. Field Goals Att.	14 (2x) last vs. Alabama (2/21/18)
Free Throws	7 at Missouri (1/24/18)
Free Throws Att	8 (3x) last at Mississippi State (1/13/18)
Assists	5 (3x) last at Florida (2/24/18)
Steals	3 (6x) last at Dayton (11/29/17)
Blocks	2 (2x) last vs. Boston College (12/12/16)
Minutes	36 (3x) last vs. Vanderbilt (2/3/18)


BROWN'S CAREER STATISTICS

Year	GP-GS	Min-Avg	FG-A	Pct	3FG-A	Pct	FT-A	Pct	O-D-T--Avg	PF-FO	Ast	TO	Blk	Stl	Pts	Avg
2015-16	30-11	742-24.7	93-274	.339	78-211	.370	38-46	.826	15-40-55--1.8	73-2	20	31	0	11	302	10.1
2016-17	28-13	592-21.1	68-189	.360	56-140	.400	18-27	.667	12-43-55--2.0	49-0	35	26	6	28	210	7.5
2017-18	33-33	1031-31.2	169-421	.401	107-280	.382	79-102	.775	19-46-65--2.0	55-0	55	43	7	32	524	15.9
TOTAL	91-57	2365-26.0	330-884	.373	241-631	.382	135-175	.771	46-129-175--1.9	177-2	110	100	13	71	1036	11.4

54

THOMAS COLLIER

6-9 • 215
 Jr. • F
 Birmingham, Ala.
 (Briarwood Christian HS)



2017-18 (Sophomore): Averaged 0.4 points and 0.4 rebounds per game in 2.0 minutes per game ... appeared in 5 games off the bench ... made first career appearance in season opener vs. Norfolk State ... first career point came on a layup against Gardner-Webb ... also pulled down a rebound vs. Gardner-Webb ... snared a defensive board against UConn ... saw a career-high 3 minutes of action vs. Winthrop ... first career SEC appearance came against Missouri ... Academic Top Tiger.

HIGH SCHOOL AND PERSONAL DATA: Averaged 15 points, 10 rebounds and two blocks per game during senior year ... was awarded MVP at conclusion of final campaign ... was a two-time state champion in tennis during sophomore and junior seasons ... National Honors Society member ... son of Forrest and Jean Anne Collier ... has two siblings, Forrest and Caroline ... enrolled in the College of Business.

CAREER HIGHS

Points	2 vs. Gardner-Webb (12/6/17)
Rebounds	1 (2x) last vs. UConn (12/23/17)
Field Goals	1 vs. Gardner-Webb (12/6/17)
Field Goals Att.	2 vs. Gardner-Webb (12/6/17)
3-Pt. Field Goals	-
3-Pt. Field Goals Att.	-
Free Throws	-
Free Throws Att.	-
Assists	-
Steals	-
Blocks	-
Minutes	3 vs. Winthrop (11/24/17)

2017-18 COLLIER GAME-BY-GAME

Opp.	GS	Min.	FG-A	3FG-A	FT-A	O-D-T	PF	A	TO	BLK	STL	PTS
Norfolk State	2		0-0	0-0	0-0	0-0-0	1	0	0	0	0	0
vs Indiana State	DNP											
vs Temple	DNP											
vs Hofstra	DNP											
Winthrop	3		0-0	0-0	0-0	0-0-0	2	0	1	0	0	0
at Dayton	DNP											
George Mason	DNP											
Gardner-Webb	2		1-2	0-0	0-0	0-1-1	0	0	0	0	0	2
UAB	DNP											
vs Middle Tenn.	DNP											
at Murray State	DNP											
UConn	1		0-0	0-0	0-0	0-1-1	0	0	0	0	0	0
Cornell	DNP											
at Tennessee	DNP											
Arkansas	DNP											
Ole Miss	DNP											
at Mississippi State	DNP											
at Alabama	DNP											
Georgia	DNP											
at Missouri	DNP											
LSU	2		0-0	0-0	0-0	0-0-0	0	0	0	0	0	0
at Ole Miss	DNP											
Vanderbilt	DNP											
Texas A&M	DNP											
at Georgia	DNP											
Kentucky	DNP											
at South Carolina	DNP											
Alabama	DNP											
at Florida	DNP											
at Arkansas	DNP											
South Carolina	DNP											
vs Alabama	DNP											
vs Charleston	DNP											
vs Clemson	DNP											

COLLIER'S CAREER STATISTICS

Year	GP-GS	Min-Avg	FG-A	Pct	3FG-A	Pct	FT-A	Pct	O-D-T--Avg	PF-FO	Ast	TO	Blk	Stl	Pts	Avg
2017-18	5-0	10-2.0	1-2	.500	0-0	.000	0-0	.000	0-2-2--0.4	3-0	0	1	0	0	2	0.4
TOTAL	5-0	10-2.0	1-2	.500	0-0	.000	0-0	.000	0-2-2--0.4	3-0	0	1	0	0	2	0.4

10

SAMIR DOUGHTY

6-4 • 195

Jr. • G

Philadelphia, Pa.
(VCU)



2017-18 (Sophomore): Sat out the season after transferring from VCU on June 27, 2017 ... will have two years of eligibility remaining beginning in the 2018-19 season ... brings experience, versatility and the ability to make his teammates better as a playmaker and slasher ... can play several positions on the floor.

2016-17 (Redshirt Freshman at VCU): Averaged 9.0 points, 3.6 rebounds, 2.1 assists and 0.9 steals in 23.1 minutes per game ... played in 35 games, starting 15 as VCU reached the NCAA Tournament, losing to Saint Mary's in the first round ... was the Rams' fourth-leading scorer ... averaged the most points by a VCU freshman since Shawn Hampton in 1998-99 ... shot 40.9 percent from the floor, 28.4 percent from 3-point range and 76.6 percent from the foul line ... shot 34.5 percent (19-of-55) from 3-point range for the final 21 games of the season since Jan. 4 after opening the year 4-of-26 from behind the arc ... career-high 23 points with nine assists and seven rebounds at Duquesne ... just missed a triple-double with 10 points, 10 assists and eight rebounds vs. Saint Joseph's ... 17 points in the Atlantic 10 Conference Tournament vs. Richmond ... 9 points vs. Saint Mary's in the NCAA Tournament ... went 4-0 as VCU toured Spain from Aug. 12-22 in Madrid, Toledo, Valencia and Barcelona.

2017-18 (Freshman at VCU): Redshirted at VCU ... originally signed with St. John's.

HIGH SCHOOL AND PERSONAL DATA: Averaged 24.9 points, 9.7 rebounds, 4.1 assists and 2.7 steals per game while shooting 59 percent from 2-point range as a senior at Mathematics, Civics & Science Charter in Philadelphia, Pa. ... ranked as the 35th-best point guard nationally by 247 Sports, including sixth-best in Pennsylvania, as a senior ... three-star recruit.

MEASURABLES AND BAM TESTING RESULTS

Wingspan	6'4.5"
Reach	8'3.5"
Hand	8.25"
Vertical Jump	28.5"
Approach Vertical	34"
3/4 Court Sprint	3.305
Reaction Shuttle	3.430
Lane Agility Drill	11.607
185 lb Bench	3

2016-17 DOUGHTY GAME-BY-GAME (AT VCU)

Opp.	GS	Min.	FG-A	3FG-A	FT-A	O-D-T	PF	A	TO	BLK	STL	PTS
UNC Asheville	19	3-5	1-3	3-4	2-1-3	0	0	3	0	0	10	
at Liberty	21	4-10	0-1	0-0	1-4-5	3	1	1	0	0	8	
Binghamton	24	4-6	1-1	1-4	0-3-3	2	1	0	1	1	10	
vs Baylor	26	1-6	0-1	6-8	3-4-7	3	0	2	0	0	8	
vs St. John's	21	1-7	0-1	1-2	1-3-4	3	2	0	0	1	3	
vs LSU	27	5-13	0-4	2-4	1-6-7	1	2	2	0	2	12	
Princeton	* 25	4-8	1-2	2-2	4-2-6	3	1	5	0	1	11	
vs Illinois	27	3-11	1-5	2-2	0-3-3	2	1	1	0	0	9	
Georgia Tech	12	0-2	0-0	0-0	0-3-3	1	1	4	0	0	0	
at Old Dominion	16	1-3	0-1	2-2	0-2-2	0	1	3	0	1	4	
Middle Tenn.	31	5-9	0-2	4-5	0-2-2	3	4	1	0	0	14	
ULM	27	4-10	0-4	2-2	1-7-8	1	1	2	0	1	10	
Howard	* 17	3-5	0-1	2-2	0-4-4	2	3	2	0	0	8	
at George Mason	* 16	2-2	0-0	0-0	0-1-1	1	2	4	0	1	4	
at Duquesne	* 34	9-15	2-2	3-4	1-6-7	2	9	2	0	3	23	
UMass	19	2-6	0-2	2-2	1-2-3	3	0	1	0	0	6	
G. Washington	24	2-9	2-5	2-3	1-1-2	3	3	2	0	1	8	
at Davidson	20	0-4	0-2	3-4	1-3-4	2	1	1	0	0	3	
at Fordham	21	3-7	2-4	0-0	0-2-2	3	1	2	0	1	8	
La Salle	* 25	5-8	1-3	4-6	0-3-3	0	4	1	0	2	15	
Dayton	* 30	3-7	0-1	5-6	2-3-5	3	5	3	0	1	11	
Richmond	* 25	5-9	1-2	5-6	0-1-1	3	6	2	0	2	16	
at St. Bonaventure	* 32	3-11	0-3	0-0	0-2-2	5	4	2	0	1	6	
at G. Washington	* 30	4-8	2-6	0-0	2-3-5	3	2	3	0	1	10	
Davidson	* 23	2-6	1-2	4-6	1-2-3	3	1	0	0	1	9	
St. Joe's	* 33	1-6	1-5	7-8	1-7-8	1	10	3	0	1	10	
at Richmond	* 23	3-6	2-3	1-2	1-3-4	1	2	2	0	0	9	
Saint Louis	* 24	4-8	2-5	3-3	1-2-3	2	1	5	0	2	13	
at Rhode Island	* 23	1-3	0-2	2-2	0-2-2	5	0	1	0	1	4	
at Dayton	* 10	0-1	0-0	0-0	1-1-2	2	0	1	0	1	0	
George Mason	22	2-7	0-1	4-4	0-2-2	1	1	1	0	1	8	
vs George Mason	19	3-8	0-1	4-7	0-3-3	2	1	1	1	0	10	
vs Richmond	30	6-10	2-3	3-3	0-3-3	1	3	1	0	3	17	
vs Rhode Island	16	3-10	1-2	1-2	3-1-4	1	0	1	0	1	8	
vs Saint Mary's	17	2-6	0-1	5-6	0-1-1	5	1	1	0	2	9	

CAREER HIGHS

Points	23	at Duquesne (1/4/17)
Rebounds	8 (2x)	last vs. St. Joseph's (2/14/17)
Field Goals	9	at Duquesne (1/4/17)
Field Goals Att.	15	at Duquesne (1/4/17)
3-Pt. Field Goals	2 (7x)	last vs. Richmond (3/11/17)
3-Pt. Field Goals Att.	6	at George Washington (2/8/17)
Free Throws	7	vs. St. Joseph's (2/14/17)
Free Throws Att.	8 (2x)	last vs. St. Joseph's (2/14/17)
Assists	10	vs. St. Joseph's (2/14/17)
Steals	3 (2x)	last vs. Richmond (3/11/17)
Blocks	1 (2x)	last vs. George Mason (3/10/17)
Minutes	34	at Duquesne (1/4/17)

DOUGHTY'S CAREER STATISTICS

Year	GP-GS	Min-Avg	FG-A	Pct	3FG-A	Pct	FT-A	Pct	O-D-T--Avg	PF-FO	Ast	TO	Blk	Stl	Pts	Avg
2016-17	35-15	809-23.1	103-252	.409	23-81	.284	85-111	.766	29-98-127--3.6	76-3	75	66	2	33	314	9.0
TOTAL	35-15	809-23.1	103-252	.409	23-81	.284	85-111	.766	29-98-127--3.6	76-3	75	66	2	33	314	9.0

4

MALIK DUNBAR

6-6 • 230

Sr. • G/F

North Augusta, S.C.

(College of Central Florida)



#WAREAGLE • #UNFINISHEDBUSINESS

2017-18 (Junior): Averaged 5.4 points, 2.4 rebounds and 0.4 steals per game in 14.1 minutes per game ... played in all 34 games and started 3 ... shot 42% from the floor and 35% from 3-point land ... shot 36% from downtown during SEC action ... averaged 6.9 points and shot 45% from the field during home games ... scored in double figures 3 times ... led the Tigers in steals in 3 games and blocks in 1 contest ... went 23 for 62 from behind the arc in the last 19 games, despite starting the season 4 of 15 ... averaged 10 points and 6.3 rebounds to go along with 48% from the field, including 36% from downtown, as a starter ... buried multiple 3-points 7 times, including 5 during SEC play ... first game as a Tiger was season opener vs. Norfolk State where he scored 7 points in 16 minutes ... racked up 13 points on 6 of 8 shooting against Winthrop ... made first career start and played 25 minutes vs. UAB ... scored 9 points and had 6 rebounds in that game ... went 3 for 3 behind the arc at Murray State ... scored 12 points and had 3 boards vs. UConn ... started at Georgia and scored 7 points to go along with 6 rebounds ... scored a season-high 14 points on 6 of 10 from the floor, including 2 of 5 from downtown, and had 7 rebounds to go along with 2 steals in a start vs. Alabama ... went 4 for 7 from the floor for 11 points in NCAA Tournament action ... named a top-10 JUCO transfer by Jon Rothstein ... Academic Top Tiger.

2016-17 (Sophomore at CCF): Averaged 15.6 points, 6.4 rebounds, 2.0 assists and 1.6 steals in 27.2 minutes per game as a sophomore while leading the College of Central Florida in Ocala to a 23-8 record under coach Tim Ryan ... started all 28 games ... shot 49.4 percent from the floor, 70.9 percent from the foul line and 29.3 percent from 3-point range ... in the Florida JUCO Shootout in December, averaged 29.5 points and 10.5 rebounds ... totaled 32 points and 11 rebounds while going 10-of-17 from the field, 3-of-6 from 3-point range and 9-of-11 from the foul line in an 84-73 win over Broward College.

2015-16 (Freshman at CCF): All-Mid-Florida Conference second-team selection ... averaged 10.6 points, 4.9 rebounds and 1.3 steals in 23.1 minutes per game as a freshman helping the College of Central Florida to the Mid-Florida Conference co-Championship with a 23-8 record ... shot 40.3 percent from the field, 73.5 percent from the foul line and 26.5 percent from behind the arc ... started 29 of 31 games ... shot 94 percent from the free throw line in conference play ... scored 10 or more points in 18 games ... season-high 20 points vs. ASA-Miami and Florida State College at Jacksonville ... season-high 9 rebounds vs. Hillsborough Community College and State College of Florida-Manatee.

HIGH SCHOOL AND PERSONAL DATA: Was a South Carolina Class 4A first-team all-state selection as a senior at Spring Valley High School in Columbia in 2014-15 ... son of Trika Mobley ... one of five siblings.

MEASURABLES AND BAM TESTING RESULTS

Wingspan	6'9.25"
Reach	8'6"
Hand	9"
Vertical Jump	31.5"
Approach Vertical	38.5"
3/4 Court Sprint	3.221
Reaction Shuttle	3.009
Lane Agility Drill	12.282
185 lb Bench	13

2017-18 DUNBAR GAME-BY-GAME

Opp.	GS	Min.	FG-A	3FG-A	FT-A	O-D-T	PF	A	TO	BLK	STL	PTS
Norfolk State	16	2-7	1-3	2-3	0-1-1	2	0	2	0	0	0	7
vs Indiana State	10	2-4	0-2	3-4	0-0-0	4	0	0	0	0	0	7
vs Temple	5	0-0	0-0	0-0	1-0-1	0	0	0	0	0	0	0
vs Hofstra	11	2-4	1-2	1-2	0-1-1	2	0	0	1	0	0	6
Winthrop	15	6-8	1-1	0-1	2-1-3	0	2	0	0	0	0	6
at Dayton	9	0-4	0-1	0-0	0-0-0	1	0	1	0	0	0	0
George Mason	7	2-2	1-1	0-0	0-0-0	3	0	1	0	0	0	5
Gardner-Webb	22	3-8	0-3	1-2	2-2-4	2	0	1	2	0	0	7
UAB	* 25	4-8	0-1	1-1	2-4-6	3	0	2	0	0	0	9
vs Middle Tenn.	9	0-1	0-1	0-0	0-0-0	4	0	1	0	0	0	0
at Murray State	14	3-3	3-3	0-0	0-1-1	1	0	2	3	0	0	9
UConn	17	4-13	3-7	1-1	2-1-3	1	1	0	0	0	0	12
Cornell	13	4-8	1-5	0-0	0-5-5	3	0	0	0	1	0	9
at Tennessee	12	1-3	0-2	0-0	0-2-2	2	1	0	0	0	0	2
Arkansas	11	2-2	1-1	2-2	0-3-3	1	0	0	0	1	0	7
Ole Miss	11	0-2	0-1	0-0	0-3-3	1	0	1	1	0	0	0
at Mississippi State	11	3-6	2-3	0-0	0-3-3	1	0	0	0	0	0	8
at Alabama	18	3-8	2-3	0-0	0-3-3	1	1	1	0	0	1	8
Georgia	20	1-4	0-1	1-1	1-1-2	3	0	0	1	1	3	3
at Missouri	8	1-3	0-2	0-0	0-2-2	0	1	0	0	0	0	2
LSU	17	3-7	1-2	0-0	1-1-2	1	1	0	0	0	0	7
at Ole Miss	15	0-4	0-1	0-0	1-3-4	2	0	0	0	0	0	0
Vanderbilt	13	3-5	2-3	0-0	0-1-1	1	0	1	0	1	0	8
Texas A&M	25	2-6	0-3	1-1	0-0-0	3	0	0	0	2	5	5
at Georgia	* 26	2-7	2-5	1-4	1-5-6	2	0	2	0	0	0	7
Kentucky	12	2-4	1-2	0-0	0-0-0	2	0	1	0	0	0	5
at South Carolina	6	1-2	1-1	2-2	1-3-4	4	1	3	0	0	0	5
Alabama	* 25	6-10	2-5	0-3	1-6-7	4	0	1	0	2	14	14
at Florida	11	1-4	0-2	0-0	1-4-5	2	0	1	0	0	0	2
at Arkansas	15	2-5	1-2	0-0	1-3-4	3	0	4	0	0	0	5
South Carolina	11	0-4	0-3	0-0	0-0-0	2	0	2	0	2	0	0
vs Alabama	15	1-4	0-2	0-0	0-2-2	3	0	0	0	0	0	2
vs Charleston	13	2-2	0-0	2-4	1-2-3	1	0	0	0	0	1	6
vs Clemson	13	2-5	1-4	0-0	0-2-2	0	0	0	0	0	1	5

CAREER HIGHS

Points	14 vs. Alabama (2/21/18)
Rebounds	7 vs. Alabama (2/21/18)
Field Goals	6 vs. Alabama (2/21/18)
Field Goals Att.	13 vs. UConn (12/23/17)
3-Pt. Field Goals	3 (2x) last vs. UConn (12/23/17)
3-Pt. Field Goals Att.	7 vs. UConn (12/23/17)
Free Throws	3 vs. Indiana State (11/16/17)
Free Throws Att.	4 (2x) last at Georgia (2/10/18)
Assists	2 vs. Winthrop (11/24/17)
Steals	2 (3x) last vs. South Carolina (3/3/18)
Blocks	3 at Murray State (12/19/17)
Minutes	26 at Georgia (2/10/18)

DUNBAR'S CAREER STATISTICS

Year	GP-GS	Min-Avg	FG-A	Pct	3FG-A	Pct	FT-A	Pct	O-D-T--Avg	PF-FO	Ast	TO	Blk	Stl	Pts	Avg
2017-18	34-3	481-14.1	70-167	.419	27-78	.346	18-31	.581	18-65-83--2.4	65-1	8	27	8	13	185	5.4
TOTAL	34-3	481-14.1	70-167	.419	27-78	.346	18-31	.581	18-65-83--2.4	65-1	8	27	8	13	185	5.4

AUBURN MEN'S BASKETBALL


25

BRETT EASTERLING

6-1 • 170

So. • G

Tallahassee, Fla.
(Lawton Chiles HS)



2017-18 (Freshman): Averaged 0.3 points and 0.1 rebounds per game in 1.9 minutes per game off the bench ... made 8 appearances on the court ... made career debut in season opener vs. Norfolk State ... made first career bucket in 3 minutes of action against Winthrop ... pulled down first career rebound vs. Gardner-Webb ... made 3 appearances on the court during SEC play ... first career SEC game played was against Georgia ... played 2 minutes vs. LSU and logged action against South Carolina ... Academic Top Tiger.

HIGH SCHOOL AND PERSONAL DATA: Finished prep career as third-leading scorer in Lawton Chiles history with 1,131 points ... was a three-year starter and a two-time team captain ... earned First Team All-Big Bend Florida honors twice ... averaged 18.4 points, 4.9 rebounds and 2.6 assists per game during senior campaign ... averaged 17.2 points, 7.1 rebounds, 3.3 assists and 2.1 steals as a junior ... son of Mark and Becky Easterling ... has two siblings, Jake and Casey ... enrolled in the Ginn College of Engineering.

CAREER HIGHS

Points	2 vs. Winthrop (11/24/17)
Rebounds	1 vs. Gardner-Webb (12/6/17)
Field Goals	1 vs. Winthrop (11/24/17)
Field Goals Att.	1 (2x) last vs. Winthrop (11/24/17)
3-Pt. Field Goals	-
3-Pt. Field Goals Att.	1 vs. Norfolk State (11/10/17)
Free Throws	-
Free Throws Att.	-
Assists	-
Steals	-
Blocks	-
Minutes	3 (2x) last vs. Cornell (12/30/17)

2017-18 EASTERLING GAME-BY-GAME

Opp.	GS	Min.	FG-A	3FG-A	FT-A	O-D-T	PF	A	TO	BLK	STL	PTS
Norfolk State	2		0-1	0-1	0-0	0-0-0	0	0	0	0	0	0
vs Indiana State	DNP											
vs Temple	DNP											
vs Hofstra	DNP											
Winthrop	3		1-1	0-0	0-0	0-0-0	0	0	0	0	0	2
at Dayton	DNP											
George Mason	DNP											
Gardner-Webb	2		0-0	0-0	0-0	0-1-1	0	0	0	0	0	0
UAB	DNP											
vs Middle Tenn.	DNP											
at Murray State	DNP											
UConn	2		0-0	0-0	0-0	0-0-0	0	0	0	0	0	0
Cornell	3		0-0	0-0	0-0	0-0-0	0	0	1	0	0	0
at Tennessee	DNP											
Arkansas	DNP											
Ole Miss	DNP											
at Mississippi State	DNP											
at Alabama	DNP											
Georgia	1		0-0	0-0	0-0	0-0-0	0	0	0	0	0	0
at Missouri	DNP											
LSU	2		0-0	0-0	0-0	0-0-0	1	0	0	0	0	0
at Ole Miss	DNP											
Vanderbilt	DNP											
Texas A&M	DNP											
at Georgia	DNP											
Kentucky	DNP											
at South Carolina	DNP											
Alabama	DNP											
at Florida	DNP											
at Arkansas	DNP											
South Carolina	0		0-0	0-0	0-0	0-0-0	0	0	0	0	0	0
vs Alabama	DNP											
vs Charleston	DNP											
vs Clemson	DNP											


EASTERLING'S CAREER STATISTICS

Year	GP-GS	Min-Avg	FG-A	Pct	3FG-A	Pct	FT-A	Pct	O-D-T--Avg	PF-FO	Ast	TO	Blk	Stl	Pts	Avg
2017-18	8-0	15-1.9	1-2	.500	0-1	.000	0-0	.000	0-1-1--0.1	1-0	0	1	0	0	2	0.3
TOTAL	8-0	15-1.9	1-2	.500	0-1	.000	0-0	.000	0-1-1--0.1	1-0	0	1	0	0	2	0.3

1

JARED HARPER

6-0 • 175
Jr. • G
Mableton, Ga.
(Pebblebrook HS)



#WAREAGLE • #UNFINISHEDBUSINESS

2017-18 (Sophomore): Named Second Team All-SEC by the Associated Press and the conference coaches ... selected to the United State Basketball Writers Association All-District IV team ... tabbed to the SEC Community Service Team ... averaged 13.2 points, 5.4 assists, 2.4 rebounds and 1.2 steals per game in 30.5 minutes per game ... started all 34 games as the floor general ... ranked third on the team with 27 games in double figures ... made team-best 74 of 86 free throws with under 4 minutes to go ... knocked down 166 free throws, the 4th-most in single-season program history ... became 1 of only 2 players (KT Harrell) to be in Auburn's top 10 for single-season free throws and also made at least 50 3s in the same season ... was fifth in the SEC by shooting 82% from the charity stripe ... ranked in the top 5 in the SEC and top 50 nationally in assists per game (5.4) and assist-to-turnover ratio (2.57) ... produced the most games of 7+ assists by any player in the SEC with 15 such instances ... the Tigers scored a total of 481 points off assists from Harper (333 from downtown, 148 inside the arc) ... tied with Gerald White (1984-85) for 4th in the Auburn record books with 185 assists ... racked up 14 assists against Vanderbilt, which was 1 off the school record held by Eddie Johnson (1976) ... finished with 14 points and 14 assists to become the first player to record a double-double in points and assists since Kareem Canty (2015) ... scored in double figures in 17 of 18 SEC games (team-best) ... reached the 20-point plateau 5 times, including a career-best 24 at Georgia ... 4 of 5 20-point games came in league play ... led team with 40 steals ... guided the team in assists in 27 games, steals in 13 contests and scoring in 6 tilts ... averaged 15.2 points, 5.9 assists, 2.2 rebounds and 1.4 steals in SEC play ... played over 20 minutes in all but 1 contest ... knocked down a career-high 5 buckets from behind the arc to highlight a 21-point outing, including 18 in the second half, at Missouri ... buried a season-high 11 free throws at Arkansas ... declared for the NBA Draft without the intention of hiring an agent on April 6.

2016-17 (Freshman): Averaged 11.4 points, 3.0 assists, 1.9 rebounds and 1.2 steals in 24.2 minutes per game ... played in all 32 games, starting 30 ... shot 38.5 percent from the floor, 34.4 percent from 3-point range and 70.5 percent from the foul line ... career-high 24 points (scored 16 of Auburn's final 19) after down 12 in 88-85 loss to Ole Miss ... 14-of-17 free throws vs. the Rebels ... was twice selected SEC Freshman of the Week ... named SEC Freshman of the Week by averaging 17.5 points and shooting 53 percent from the field, 7-of-10 from 3-point range Jan. 30-Feb. 5 ... in that week, scored 21 points (5-7 3s) in 25 minutes vs. Tennessee and 14 points (2-of-3 3s) at Alabama ... also named SEC Freshman of the Week by averaging 21.5 points in a pair of wins vs. Oklahoma and at UConn Dec. 19-25 ... 22 points with the game-winning layup in overtime at UConn along with 5 rebounds, 5 assists and a career-high 4 steals ... 21 points (11-of-12 fts, 7-of-8 in the final 2:02) and 3 rebounds and 2 steals vs. Okla-

MEASURABLES AND BAM TESTING RESULTS

Wingspan	6'4.5"
Reach	7'10.5"
Hand	8.5"
Vertical Jump	34"
Approach Vertical	42.5"
3/4 Court Sprint	3.151
Reaction Shuttle	3.018
Lane Agility Drill	10.600
185 lb Bench	7

homa ... 21 points (5-of-8 3s), including 15 in the first half while making his first 5 attempted 3-pointers in the win at UAB along with 5 rebounds and 3 assists ... sealed the win at UAB making 5-of-6 free throws in the final 2:24 ... 19 points (3-of-6 3s) at Vanderbilt ... 19 points (4-of-6 3s), 4 rebounds, 3 steals and 2 assists vs. Georgia State ... 17 points (3-of-6 3s) and 3 assists vs. Arkansas ... 14 points, including 11 in the second half on 2-of-3 3s at Alabama, sweeping the series with the Tide for the first time since 2008-09 ... 16 points (5-of-6 3s) and a career-high 7 assists vs. Coastal Carolina ... really good floor general ... sees the floor well ... great distributor of the basketball ... superb range on his jump shot ... very quick with the basketball ... works extremely hard at his game.

HIGH SCHOOL AND PERSONAL DATA: Consensus four-star signee ... ranked No. 54 overall by Rivals ... two-time first-team All-State ... averaged 27 points, 10.1 assists, 5.7 rebounds and 3.7 steals in leading Pebblebrook to a 23-10 record as a senior in 2015-16 under coach George Washington ... he shot 49 percent from the floor and 48.9 percent (85-of-174) from 3-point range ... in back-to-back seasons, led Pebblebrook to the Class 6A state championship game ... selected to the American Family Insurance High School Slam Dunk and 3-Point Championships in Pearland, Texas ... rated as a consensus four-star by ESPN, 247Sports, Rivals and Scout ... he had 24 points at halftime and scored 12 in the third quarter of the game named the MVP of the prestigious Peach Jam in 2015, leading his Georgia Stars AAU team to the championship with a game-high 34 points, eight assists and four rebounds in a 104-77 win over the St. Louis Eagles ... averaged 21 points and seven assists as a junior leading Pebblebrook to a school record wins with a 27-6 record in 2014-15 ... led the Georgia Stars to an 8-0 record in a Las Vegas tournament in July 2015 and as the Stars finished ranked No. 1 in the country ... an honors student, finished high school with a 3.7 GPA ... full name is Jared Lamar Harper ... son of Patrick and Erica Harper ... studying in Harbert College of Business ... signed national letter of intent on Nov. 12, 2015.

CAREER HIGHS

Points	24 (2x) last at Georgia (2/10/18)
Rebounds	6 (2x) last vs. Alabama (3/9/18)
Field Goals	8 (2x) last at Georgia (2/10/18)
Field Goals Att.	17 at UConn (12/23/16)
3-Pt. Field Goals	5 (4x) last at Missouri (1/24/18)
3-Pt. Field Goals Att.	8 at UAB (12/3/16)
Free Throws	14 vs. Ole Miss (1/7/17)
Free Throws Att.	17 vs. Ole Miss (1/7/17)
Assists	14 vs. Vanderbilt (2/3/18)
Steals	4 (3x) last vs. Alabama (2/21/18)
Blocks	1 (4x) last vs. Ole Miss (1/9/18)
Minutes	38 at Georgia (2/10/18)

HARPER'S CAREER STATISTICS

Year	GP-GS	Min-Avg	FG-A	Pct	3FG-A	Pct	FT-A	Pct	O-D-T--Avg	PF-FO	Ast	TO	Blk	Stl	Pts	Avg
2016-17	32-30	774-24.2	104-270	.385	54-157	.344	103-146	.705	10-52-62--1.9	57-1	95	49	2	37	365	11.4
2017-18	34-34	1038-30.5	111-308	.360	61-172	.355	166-202	.822	14-68-82--2.4	63-2	185	72	1	40	449	13.2
TOTAL	66-64	1812-27.5	215-578	.372	115-329	.350	269-348	.773	24-120-144--2.2	120-3	280	121	3	77	814	12.3

AUBURN MEN'S BASKETBALL

2017-18 HARPER GAME-BY-GAME

Opp.	GS	Min.	FG-A	3FG-A	FT-A	O-D-T	PF	A	TO	BLK	STL	PTS
Norfolk State	*	21	3-5	3-3	4-4	1-1-2	2	4	2	0	3	13
vs Indiana State	*	30	3-10	1-3	2-4	0-1-1	1	7	1	0	0	9
vs Temple	*	33	3-12	1-6	4-4	0-3-3	1	7	2	0	2	11
vs Hofstra	*	20	5-6	3-3	0-2	1-2-3	5	1	1	0	1	13
Winthrop	*	25	2-5	1-3	2-2	0-1-1	0	7	2	0	2	7
at Dayton	*	35	2-9	2-7	5-6	0-1-1	2	3	1	0	0	11
George Mason	*	24	3-10	3-6	3-3	0-4-4	2	3	1	0	1	12
Gardner-Webb	*	27	2-7	1-4	0-2	3-2-5	0	10	3	0	1	5
UAB	*	34	5-14	3-6	8-11	1-1-2	2	5	3	0	1	21
vs Middle Tenn.	*	32	3-5	3-5	7-9	0-1-1	2	7	5	0	1	16
at Murray State	*	33	4-9	4-6	5-5	1-5-6	1	4	3	0	0	17
UConn	*	28	3-8	3-7	2-2	0-1-1	1	7	1	0	0	11
Cornell	*	28	4-8	1-4	3-3	0-2-2	1	7	1	0	0	12
at Tennessee	*	29	4-13	0-5	10-11	0-3-3	1	3	0	0	2	18
Arkansas	*	29	3-9	1-3	7-9	0-1-1	1	8	2	0	2	14
Ole Miss	*	30	3-6	2-3	4-5	1-1-2	4	4	2	1	0	12
at Mississippi State	*	29	2-7	1-3	7-7	0-4-4	3	4	2	0	1	12
at Alabama	*	31	3-9	0-4	4-8	0-0-0	1	2	2	0	2	10
Georgia	*	32	2-9	1-6	8-9	0-2-2	0	6	2	0	2	13
at Missouri	*	35	5-10	5-7	6-6	0-1-1	3	6	0	0	3	21
LSU	*	28	3-6	1-4	4-5	0-1-1	1	8	4	0	0	11
at Ole Miss	*	35	2-11	2-6	7-8	0-0-0	1	7	1	0	0	13
Vanderbilt	*	33	4-8	3-6	3-4	0-2-2	2	14	3	0	3	14
Texas A&M	*	28	3-8	1-4	6-6	0-4-4	3	8	1	0	1	13
at Georgia	*	38	8-13	4-7	4-7	0-3-3	1	7	2	0	2	24
Kentucky	*	36	4-11	1-6	9-9	0-2-2	1	7	2	0	1	18
at South Carolina	*	33	2-8	1-4	8-10	2-2-4	5	1	9	0	1	13
Alabama	*	37	4-10	3-7	10-11	0-2-2	1	6	3	0	4	21
at Florida	*	32	3-10	0-3	2-2	0-1-1	3	2	3	0	0	8
at Arkansas	*	36	4-11	1-7	11-11	1-1-2	2	5	2	0	0	20
South Carolina	*	36	5-12	2-7	6-9	0-5-5	1	8	2	0	2	18
vs Alabama	*	32	2-11	1-7	2-2	2-4-6	3	4	1	0	0	7
vs Charleston	*	18	1-7	1-4	3-6	0-2-2	4	2	2	0	2	6
vs Clemson	*	31	2-12	1-6	0-0	1-2-3	2	1	1	0	0	5

2016-17 HARPER GAME-BY-GAME

Opp.	GS	Min.	FG-A	3FG-A	FT-A	O-D-T	PF	A	TO	BLK	STL	PTS
North Florida	*	27	3-7	1-3	3-5	1-1-2	1	2	4	1	4	10
Georgia State	*	26	5-10	4-6	5-8	0-4-4	4	2	2	0	3	19
Eastern Kentucky	*	23	1-7	1-4	3-6	0-0-0	1	2	1	0	0	6
vs Texas Tech	*	26	2-5	0-3	6-10	1-1-2	4	3	1	0	1	10
vs Purdue	*	25	3-9	1-6	1-2	0-1-1	3	2	1	0	2	8
USC Upstate	*	24	4-8	2-6	0-0	0-4-4	1	4	1	0	2	10
at UAB	*	26	5-10	5-8	6-9	1-4-5	3	3	0	0	0	21
vs Boston College	*	25	2-10	1-6	0-1	0-2-2	2	3	0	0	1	5
Coastal Carolina	*	24	5-6	5-6	1-2	0-2-2	1	7	2	0	1	16
Mercer	*	26	1-5	1-5	2-2	0-1-1	0	3	0	0	1	5
vs Oklahoma	*	31	4-11	2-6	11-12	1-2-3	1	1	1	0	2	21
at UConn	*	33	8-17	1-5	5-6	0-5-5	1	5	3	0	4	22
Georgia	*	27	4-8	0-4	2-4	0-1-1	4	6	1	0	2	10
at Vanderbilt	*	32	7-15	3-6	2-2	0-1-1	1	2	1	0	1	19
Ole Miss	*	21	4-9	2-6	14-17	0-1-1	5	2	3	0	1	24
at Missouri	*	26	2-9	1-7	5-8	0-4-4	2	2	1	0	2	10
at Kentucky	*	25	3-7	1-3	1-2	0-0-0	3	1	3	0	0	8
LSU	*	20	2-7	2-6	2-2	0-1-1	1	2	1	0	0	8
Alabama	*	20	0-2	0-1	4-4	0-1-1	0	3	2	0	1	4
at South Carolina	*	21	4-9	2-5	2-2	0-0-0	1	0	3	1	0	12
at TCU	*	19	4-6	2-4	3-5	0-3-3	2	4	4	0	0	13
Tennessee	*	25	6-11	5-7	4-5	0-2-2	2	2	1	0	1	21
at Alabama	*	20	4-8	2-3	4-6	1-0-1	2	1	3	0	0	14
Mississippi State	*	22	1-6	0-3	6-8	1-1-2	4	3	1	0	1	8
at Ole Miss	*	14	2-9	0-3	0-0	2-1-3	1	3	3	0	0	4
Florida	*	21	3-7	1-4	3-5	0-1-1	0	2	1	0	0	10
at Texas A&M	*	21	1-6	1-4	2-2	1-2-3	1	4	1	0	1	5
at LSU	*	19	2-7	1-5	1-2	0-2-2	0	2	0	0	1	6
Arkansas	*	27	6-13	3-6	2-3	0-2-2	2	3	0	0	1	17
at Georgia	*	30	3-12	2-7	0-0	0-0-0	1	6	1	0	3	8
Missouri	*	19	1-5	1-5	0-0	0-0-0	0	3	2	0	0	3
vs Missouri	*	29	2-9	1-4	3-6	1-2-3	3	7	1	0	1	8



23

JAMAL JOHNSON

6-4 • 185
So. • G
Birmingham, Ala.
(Memphis)



2018-19: Will redshirt and have three seasons of eligibility remaining after transferring from Memphis.

2017-18 (Freshman at Memphis): Averaged 6.9 points and 3.3 rebounds in 34 games for the Tigers ... started 27 contests ... buried 47 3-pointers, good for second on the team ... drained 70 percent of his attempts from the charity stripe ... racked up 22 steals and 16 blocks ... reached double figures 11 times, including his first career game against Alabama ... team was 9-2 when he scored 10-plus points ... tabbed American Athletic Conference Freshman of the Week (Dec. 11) earned American Athletic Conference All-Academic Team honors ... made first career start vs. Bryant (Dec. 9) where he scored 18 points on six makes from downtown to go along with four rebounds and three assists in 33 minutes ... matched his season-high of 18 points in road tilts at USF (Jan. 31) and UConn (Feb. 25) during American Athletic Conference play ... nailed the game-winning 3-point play to take down Samford (Dec. 5) as time expired.

HIGH SCHOOL AND PERSONAL DATA: Tabbed as the No. 8 combo guard in the country by 247Sports ... ranked No. 111 by Rivals and No. 151 by 247Sports ... named First Team All-State by the Alabama Sports Writers Association ... averaged 24.8 points, 7.1 rebounds, and 2.7 assists per game during senior season ... as a junior, averaged 18.1 points, 7.1 rebounds and 4.3 assists per contest ... tabbed Second Team All-State following junior season and was named an Alabama Boys Basketball North All-Star with All-Academic Team ... was also selected to the All-Area and All-Metro Team ... played with the Atlanta Xpress in the Under Armour Association before teaming with Team Carroll in the Adidas Gauntlet Circuit ... son of Alfonso "Buck" and Felicia Johnson ... has two siblings: Alfonso III and Trey Johnson ... father, Buck, was the 20th overall pick in the 1986 NBA Draft and played seven seasons in the professional ranks with the Houston Rockets and Washington Bullets ... enrolled in the College of Liberal Arts.

MEASURABLES AND BAM TESTING RESULTS

Vertical Jump	28"
Approach Vertical	33.5"
3/4 Court Sprint	3.248
Reaction Shuttle	3.192
Lane Agility Drill	11.363
185 lb Bench	5

2017-18 JOHNSON GAME-BY-GAME (AT MEMPHIS)

Opp.	GS	Min.	FG-A	3FG-A	FT-A	O-D-T	PF	A	TO	BLK	STL	PTS
vs Alabama	17	2-5	0-1	6-7	2-1-3	2	0	1	1	1	2	10
Little Rock	24	2-7	1-4	0-0	1-1-2	0	1	1	0	1	5	
New Orleans	13	0-4	0-3	0-0	0-1-1	1	1	0	0	0	0	0
Northern Kentucky	27	4-6	2-3	2-3	2-3-5	2	2	1	1	1	12	
at UAB	21	1-5	1-5	0-0	0-2-2	3	1	1	0	1	3	
Mercer	39	4-13	4-12	0-0	0-2-2	4	2	1	1	2	12	
Samford	17	2-4	1-3	1-1	1-2-3	3	1	0	0	0	6	
Bryant	*	33	6-11	6-11	0-0	0-4-4	2	3	3	0	2	18
Albany	*	28	2-7	1-5	2-2	1-1-2	1	0	0	1	0	7
vs Louisville	*	27	2-3	0-1	1-2	0-1-1	3	1	1	1	0	5
Siena	*	18	0-2	0-2	1-2	0-1-1	1	0	1	0	0	1
Loyola (Md.)	*	26	1-7	1-3	1-2	1-3-4	1	1	0	1	1	4
LSU	*	20	1-5	1-5	0-0	1-1-2	3	1	2	0	1	3
at Cincinnati	*	26	0-5	0-2	0-0	2-4-6	3	2	1	1	0	0
at UCF	*	24	2-4	2-3	0-0	0-2-2	2	1	2	0	2	6
Tulsa	*	35	3-8	2-6	2-3	1-3-4	1	1	0	3	1	10
Tulane	*	26	4-9	2-5	0-3	1-3-4	1	2	1	1	0	10
at Temple	*	37	1-6	1-4	4-4	1-6-7	2	0	2	1	1	7
UConn	*	28	2-7	1-5	4-4	1-2-3	3	2	1	1	0	9
at Tulsa	*	31	0-4	0-4	2-2	1-1-2	3	1	1	1	0	2
Cincinnati	*	23	1-2	0-1	1-2	0-1-1	2	0	2	0	0	3
at USF	*	34	5-8	3-5	5-8	1-2-3	2	1	0	0	1	18
at ECU	*	30	2-9	1-5	0-0	1-3-4	1	3	2	0	2	5
Wichita State	*	18	0-2	0-1	0-0	0-1-1	1	0	0	0	0	0
UCF	*	23	0-3	0-1	0-0	0-0-0	1	0	0	0	0	0
at SMU	*	30	3-7	3-7	1-2	2-4-6	1	2	1	1	0	10
at Tulane	*	23	2-5	1-4	3-4	1-7-8	0	1	2	0	1	8
Houston	*	22	0-2	0-1	0-1	0-3-3	2	3	0	0	0	0
at UConn	*	35	4-8	4-6	6-8	2-6-8	1	0	0	0	0	18
USF	*	30	1-5	0-4	0-2	1-3-4	1	0	0	1	0	2
East Carolina	*	31	3-8	2-5	0-0	1-2-3	1	1	2	0	2	8
vs USF	*	14	1-2	0-1	0-0	0-1-1	3	0	0	0	0	2
vs Tulsa	*	31	4-8	3-7	1-1	0-4-4	4	0	2	0	0	12
vs Cincinnati	*	40	5-9	4-6	3-3	0-5-5	4	1	1	0	1	17

CAREER HIGHS

Points	18 (3x) last at UConn (2/25/18)
Rebounds	8 (2x) last at UConn (2/25/18)
Field Goals	6 vs. Bryant (12/9/17)
Field Goals Att.	13 vs. Mercer (12/2/17)
3-Pt. Field Goals	6 vs. Bryant (12/9/17)
3-Pt. Field Goals Att.	11 vs. Bryant (12/9/17)
Free Throws	6 (2x) last at UConn (2/25/18)
Free Throws Att.	8 (2x) last at UConn (2/25/18)
Assists	3 (3x) last vs. Houston (2/22/18)
Steals	2 (6x) last vs. East Carolina (3/4/18)
Blocks	3 vs. Tulsa (1/6/18)
Minutes	40 vs. Cincinnati (3/10/18)

JOHNSON'S CAREER STATISTICS

Year	GP-GS	Min-Avg	FG-A	Pct	3FG-A	Pct	FT-A	Pct	O-D-T--Avg	PF-FO	Ast	TO	Blk	Stl	Pts	Avg
2017-18	34-27	901-26.5	70-200	.350	47-141	.333	46-66	.697	25-86-111--3.3	65-0	35	32	16	22	233	6.9
TOTAL	34-27	901-26.5	70-200	.350	47-141	.333	46-66	.697	25-86-111--3.3	65-0	35	32	16	22	233	6.9


22

WILL MACOY

6-4 • 200

Jr. • G

Birmingham, Ala.
(Vestavia Hills HS)



2017-18 (Sophomore): Averaged 0.2 points and 0.3 rebounds per game in 1.7 minutes per game off the bench ... appeared in 10 games ... grabbed first rebound of the season vs. Indiana State ... scored first point of the campaign on a free throw against UConn ... played a season-high 4 minutes vs. Cornell ... made 4 appearances on the court during SEC play, including a span of 3 straight games vs. Georgia, Missouri and LSU ... buried a free throw and pulled down a rebound in 2 minutes against LSU ... made 2 post-season appearances, including 2 minutes in the NCAA Tournament vs. Clemson ... Academic Top Tiger.

2016-17 (Freshman): Averaged 2.0 points, 0.3 rebounds and 0.3 steals in 1.8 minutes per game ... shot 50 percent from the field and 40 percent from 3-point range ... played in four games ... walked-on to the team prior to the start of the season ... scored a career-high 8 points on 3-of-5 field goals, including 2-of-4 threes and a dunk, to go along with a rebound and steal in five minutes vs. Coastal Carolina ... missed his only field goal attempt in one minute vs. Eastern Kentucky ... played a minute vs. Georgia State and vs. Alabama ... threw the javelin as a member for the track and field team which finished fifth at the NCAA Championship ... a very good outside shooter ... a member of the scout team.

HIGH SCHOOL AND PERSONAL DATA: Three-year letterman in basketball at Vestavia Hills High School under coach George Hatchett ... two-time All-Over the Mountain team ... team captain as a senior in 2015-16 ... 2015 Birmingham Fall League MVP, scoring a league record 50 points in the championship game en route to winning the title ... Birmingham Tip-Off Club player of the week in March 2016 ... two-time state champion in the javelin ... Wendy's Heisman School winner and state finalist in 2015 ... in the National Honor Society, Student Government Association and the Relay for Life committee ... full name is Will Macoy ... son of Coy and Adrienne Macoy ... his father ran cross country and track at Georgia Tech while his mother ran cross country and track at UAB ... older brother, Mac, is a junior at Florida in 2016-17 who runs cross country and track ... younger brother, Hollis, a sophomore on the Vestavia Hills basketball team ... studying in Ginn College of Engineering.

CAREER HIGHS

Points	8 vs. Coastal Carolina (12/15/16)
Rebounds	1 (3x) last vs. Cornell (12/30/17)
Field Goals	3 vs. Coastal Carolina (12/15/16)
Field Goals Att.	5 vs. Coastal Carolina (12/15/16)
3-Pt. Field Goals	2 vs. Coastal Carolina (12/15/16)
3-Pt. Field Goals Att.	4 vs. Coastal Carolina (12/15/16)
Free Throws	1 (2x) last vs. LSU (1/27/18)
Free Throws Att.	2 (2x) last vs. LSU (1/27/18)
Assists	-
Steals	1 vs. Coastal Carolina (12/15/16)
Blocks	-
Minutes	5 vs. Coastal Carolina (12/15/16)

2017-18 MACOY GAME-BY-GAME

Opp.	GS	Min.	FG-A	3FG-A	FT-A	O-D-T	PF	A	TO	BLK	STL	PTS
Norfolk State	DNP											
vs Indiana State	3	0-0	0-0	0-0	0-0	1-0-1	1	0	0	0	0	0
vs Temple	DNP											
vs Hofstra	DNP											
Winthrop	DNP											
at Dayton	DNP											
George Mason	DNP											
Gardner-Webb	3	0-2	0-0	0-0	0-0-0	0-0-0	1	0	0	0	0	0
UAB	DNP											
vs Middle Tenn.	DNP											
at Murray State	DNP											
UConn	2	0-1	0-1	1-2	0-0-0	0	0	0	0	0	0	1
Cornell	4	0-0	0-0	0-0	0-1-1	0	0	0	0	0	0	0
at Tennessee	DNP											
Arkansas	DNP											
Ole Miss	DNP											
at Mississippi State	DNP											
at Alabama	DNP											
Georgia	1	0-0	0-0	0-0	0-0-0	0	0	0	0	0	0	0
at Missouri	0	0-0	0-0	0-0	0-0-0	0	0	0	0	0	0	0
LSU	2	0-1	0-1	1-2	0-1-1	0	0	0	0	0	0	1
at Ole Miss	DNP											
Vanderbilt	DNP											
Texas A&M	DNP											
at Georgia	DNP											
Kentucky	DNP											
at South Carolina	DNP											
Alabama	DNP											
at Florida	DNP											
at Arkansas	DNP											
South Carolina	0	0-0	0-0	0-0	0-0-0	0	0	0	0	0	0	0
vs Alabama	0	0-1	0-1	0-0	0-0-0	0	0	0	0	0	0	0
vs Charleston	DNP											
vs Clemson	2	0-0	0-0	0-0	0-0-0	0	0	0	0	0	0	0

MACOY'S CAREER STATISTICS

Year	GP-GS	Min-Avg	FG-A	Pct	3FG-A	Pct	FT-A	Pct	O-D-T--Avg	PF-FO	Ast	TO	Blk	Stl	Pts	Avg
2016-17	4-0	7-1.8	3-6	.500	2-5	.400	0-0	.000	0-1-1--0.3	0-0	0	0	0	1	8	2.0
2017-18	10-0	17-1.7	0-5	.000	0-3	.000	2-4	.500	1-2-3--0.3	2-0	0	0	0	0	2	0.2
TOTAL	14-0	24-1.7	3-11	.273	2-8	.250	2-4	.500	1-3-4--0.3	2-0	0	0	0	1	10	0.7

2016-17 MACOY GAME-BY-GAME

Opp.	GS	Min.	FG-A	3FG-A	FT-A	O-D-T	PF	A	TO	BLK	STL	PTS
North Florida		DNP										
Georgia State		1	0-0	0-0	0-0	0-0-0	0	0	0	0	0	0
Eastern Kentucky		1	0-1	0-1	0-0	0-0-0	0	0	0	0	0	0
vs Texas Tech		DNP										
vs Purdue		DNP										
USC Upstate		DNP										
at UAB		DNP										
vs Boston College		DNP										
Coastal Carolina		5	3-5	2-4	0-0	0-1-1	0	0	0	0	1	8
Mercer		DNP										
vs Oklahoma		DNP										
at UConn		DNP										
Georgia		DNP										
at Vanderbilt		DNP										
Ole Miss		DNP										
at Missouri		DNP										
at Kentucky		DNP										
LSU		DNP										
Alabama		0	0-0	0-0	0-0	0-0-0	0	0	0	0	0	0
at South Carolina		DNP										
at TCU		DNP										
Tennessee		DNP										
at Alabama		DNP										
Mississippi State		DNP										
at Ole Miss		DNP										
Florida		DNP										
at Texas A&M		DNP										
at LSU		DNP										
Arkansas		DNP										
at Georgia		DNP										
Missouri		DNP										
vs Missouri		DNP										

12

J'VON McCORMICK

6-0 • 175

Jr. • G

New Orleans, La.
(Lee College)



MEASURABLES AND BAM TESTING RESULTS

Vertical Jump	34"
Approach Vertical	41.5"
3/4 Court Sprint	3.091
Reaction Shuttle	3.033
Lane Agility Drill	11.252
185 lb Bench	6

2017-18 (Sophomore at Lee): Averaged 18.5 points, 6.4 assists and 5.3 rebounds in 28 games for the Runnin' Rebels ... started all 28 games ... was the third-highest scorer in the Region XIV Athletic Conference ... had 180 assists - the third-most in the region ... also added 44 steals ... knocked down 127 free throws.

2016-17 (Freshman at Lee): Averaged 4.9 points, 2.1 assists and 2.0 rebounds in 31 games for the Runnin' Rebels ... started seven games ... totaled 62 rebounds, including 23 offensive ... racked up 64 assists and contributed 39 steals.

HIGH SCHOOL AND PERSONAL DATA: Known for quickness and ability to create off the bounce ... fast guard to push the tempo and guard opposing team's primary ball-handlers ... scored over 2,000 points for Mayde Creek High School (Texas) ... earned the 2016 19-6A Offensive MVP ... was a member of the all-conference team ... earned the newcomer of the year award as a freshman ... played for coach Darius Barnes Jr. and C.O.G Elite ... also played for coach Tim Schumacher and Houston Hoops ... son of Carol McCormick ... has two brothers, Brad and Troy ... enrolled in the Harbert College of Business.

CAREER HIGHS

Points	_____
Rebounds	_____
Field Goals	_____
Field Goals Att.	_____
3-Pt. Field Goals	_____
3-Pt. Field Goals Att.	_____
Free Throws	_____
Free Throws Att.	_____
Assists	_____
Steals	_____
Blocks	_____
Minutes	_____

24

ANFERNEE McLEMORE

6-7 • 220
 Jr. • F
 Warwick, Ga.
 (Worth County HS)



#WAREAGLE • #UNFINISHEDBUSINESS

2017-18 (Sophomore): Named to the SEC All-Defensive Team ... averaged 7.4 points, 5.3 rebounds, 2.7 blocks, 0.7 steals and 0.5 assists per game in 19.4 minutes per game ... led the SEC and ranked 12th in the country with 2.7 blocks per tilt ... totaled 73 blocks, which tied for 5th in single-season program history and was the most by a player since 2002-03 ... moved into top 10 in career swats in the Auburn record books ... produced the most blocks by any player in the country to play in less than 30 games ... despite not playing for the final month of the season, he finished third in the SEC in total rejections, just 5 behind the leader ... paced the Tigers to set a program record with 180 blocks, the most in a season all-time ... tied for team lead with 3 double-doubles ... had 9 games in double figures and 4 games of 10+ rebounds ... hit a 3-pointer in 12 games after making only 1 in his career prior to the season ... knocked in multiple 3s in 4 games ... averaged 6.4 points, 4.4 rebounds, 2.1 blocks, 0.7 steals and 0.3 assists per game in 14 games during SEC play ... shot over 44% from behind the arc in league contests ... team was 7-2 when he scored in double figures and 4-0 when he pulled down double-digit rebounds ... had 14 blocks in the first 4 games of the season and averaged 10 points and 5 rebounds in that span ... matched a career-best with 19 points to go along with 7 rebounds and 5 blocks while going 7-of-11 from the floor vs. Temple ... racked up a pair of double-doubles over a span of 3 games ... first double-double was 12 points and 13 rebounds at Dayton, while the second came against Gardner-Webb where he poured in 17 points and 11 rebounds ... also shot a career-best 4-for-4 from 3-point land vs. Gardner-Webb ... was inserted into starting lineup against George Mason and started the rest of his games played ... was a perfect 5-of-5 for 13 points and 9 rebounds vs. Ole Miss ... set top career mark with 6 blocks against Gardner-Webb and at Missouri ... tallied a double-double with 13 points and 11 rebounds vs. Kentucky ... suffered season-ending injury at South Carolina and missed the final 7 games ... Academic Top Tiger ... member of the prestigious Southeastern Conference Men's Basketball Leadership Council.

2016-17 (Freshman): Averaged 5.4 points, 4.5 rebounds, 1.2 blocks and 0.4 steals in 15.1 minutes per game ... played in all 32 games, starting one, the win at Missouri ... led all SEC freshmen by shooting 68.3 percent from the field ... made his only 3-point field goal attempt of the season vs. Coastal Carolina and shot 60.3 percent from the foul line ... over the final eight games of the season, averaged 8.2 points and 5.8 rebounds while shooting 69 percent (40-of-58) from the field ... had his two best games against a pair of teams that reached the NCAA Tournament Elite Eight ... scored a career-high 19 points (8-of-10 fgs) with 6 rebounds and 2 blocks vs. #13 Florida, which reached the NCAA Tournament Elite Eight ... 18 points (6-of-9 fgs), 6 rebounds and a block in 16 minutes at eventual NCAA Final Four and #23 South Carolina ... 13 points (6-of-6 fgs), 5 rebounds, a block and steal in 18 minutes

MEASURABLES AND BAM TESTING RESULTS

Wingspan	7'0"
Reach	8'8.5"
Hand	10"
Vertical Jump	34.5"
Approach Vertical	42"
3/4 Court Sprint	3.230
Reaction Shuttle	2.933
Lane Agility Drill	10.786
185 lb Bench	17

at NIT Champion TCU ... just missed a double-double with a career-high 11 rebounds, 9 points in 19 minutes vs. Tennessee ... 11 points (4-of-4 fgs, 3-of-3 fts), 4 rebounds, 2 blocks and 2 steals vs. LSU ... 9 points, 5 rebounds and 2 blocks at UConn ... 9 points, 5 rebounds and 3 blocks at LSU ... 8 points and 8 rebounds vs. Arkansas ... 8 points, 4 rebounds and 3 blocks vs. Mississippi State ... 6 points, 8 rebounds and 2 blocks at Ole Miss ... 8 points, 6 rebounds and a career-high 4 blocks vs. Missouri ... 9 points (1-of-1 3fg), 8 rebounds and 2 blocks in 18 minutes vs. Coastal Carolina ... 8 rebounds, 3 points and 2 blocks at Alabama for Auburn's first season sweep of the Tide since 2008-09 ... 7 rebounds (3 offensive) in 16 minutes vs. Georgia ... named to the First-Year SEC Academic Honor Roll ... at the team's postseason awards banquet, received the Most Improved Player Award and the Bill Lynn Academic Award with a 3.80 GPA ... very productive player ... can finish around the basket ... great teammate.

HIGH SCHOOL AND PERSONAL DATA: Rated as a four-star prospect by ESPN ... rated as a 3-star by 247Sports, Rivals and Scout ... averaged 15.6 points, 11.2 rebounds and 6.9 blocks per game for Worth County as a senior in 2015-16 under coach Connie Mays ... three-time selection to the Albany Herald's Super Six as a sophomore, junior and senior ... the Rams finished in a three-way tie for first in the Georgia High School Region 14A standings ... averaged 19 points, 11.8 rebounds and 6.4 blocks per game for Worth County as a junior in 2014-15, recording several triple-doubles ... two-time All-Area selection by the Albany Herald ... started for the Rams each of his four years in high school ... Georgia Class 4A Sophomore of the Year by Hoopseen ... had a 4.0 GPA in advanced classes and was accepted by the Massachusetts Institute of Technology ... scored a 1670 on his SAT ... had considered Yale, Brown, Oregon State, Stanford and Georgia Tech ... played AAU basketball for the Atlanta Celtics under Horace Neysmith ... full name is Anfernee Keith McLemore ... son of Cinderella Lewis and Feron McLemore ... studying in Harbert College of Business ... signed national letter of intent on Nov. 11, 2015.

CAREER HIGHS

Points	19 (2x) last vs. Temple (11/17/17)
Rebounds	13 at Dayton (11/29/17)
Field Goals	8 vs. Florida (2/14/17)
Field Goals Att.	11 vs. Temple (11/17/17)
3-Pt. Field Goals	4 vs. Gardner-Webb (12/6/17)
3-Pt. Field Goals Att.	4 (2x) last at Ole Miss (1/30/18)
Free Throws	7 at LSU (2/21/17)
Free Throws Att.	8 at LSU (2/21/17)
Assists	2 (3x) last vs. Gardner-Webb (12/6/17)
Steals	3 (3x) last vs. Cornell (12/30/17)
Blocks	6 (2x) last at Missouri (1/24/18)
Minutes	30 vs. Kentucky (2/14/18)

McLEMORE'S CAREER STATISTICS

Year	GP-GS	Min-Avg	FG-A	Pct	3FG-A	Pct	FT-A	Pct	O-D-T--Avg	PF-FO	Ast	TO	Blk	Stl	Pts	Avg
2016-17	32-1	483-15.1	69-101	.683	1-1	1.000	35-58	.603	54-89-143--4.5	76-0	5	28	37	13	174	5.4
2017-18	27-21	525-19.4	74-139	.532	18-46	.391	35-48	.729	49-93-142--5.3	70-1	14	24	73	20	201	7.4
TOTAL	59-22	1008-17.1	143-240	.596	19-47	.404	70-106	.660	103-182-285--4.8	146-1	19	52	110	33	375	6.4

AUBURN MEN'S BASKETBALL

2017-18 McLEMORE GAME-BY-GAME

Opp.	GS	Min.	FG-A	3FG-A	FT-A	O-D-T	PF	A	TO	BLK	STL	PTS
Norfolk State	22	4-7	0-2	2-2	2-5-7	3	1	5	4	1	10	
vs Indiana State	13	4-5	0-0	1-1	0-3-3	4	0	1	2	1	9	
vs Temple	23	7-11	1-3	4-4	4-3-7	2	0	1	5	0	19	
vs Hofstra	21	1-1	0-0	0-0	0-3-3	2	2	0	3	0	2	
Winthrop	11	2-2	0-0	2-4	1-1-2	5	0	3	0	0	6	
at Dayton	28	4-10	0-2	4-4	7-6-13	2	1	1	5	0	12	
George Mason	* 24	2-5	0-1	2-2	3-7-10	0	1	3	5	1	6	
Gardner-Webb	* 20	6-9	4-4	1-2	6-5-11	0	2	0	6	0	17	
UAB	* 25	2-4	0-2	1-2	2-7-9	4	0	0	2	3	5	
vs Middle Tenn.	* 20	4-6	0-1	0-0	1-2-3	4	0	0	4	0	8	
at Murray State	* 21	2-5	0-1	0-0	2-3-5	3	1	0	1	1	4	
UConn	* 20	2-3	1-2	0-0	0-3-3	2	1	3	2	0	5	
Cornell	* 19	3-4	0-1	2-4	2-3-5	2	1	2	5	3	8	
at Tennessee	* 20	2-4	1-2	1-2	3-6-9	4	2	0	3	0	6	
Arkansas	* 15	2-5	1-2	0-0	0-1-1	4	0	0	1	1	5	
Ole Miss	* 20	5-5	1-1	2-2	1-8-9	2	0	1	3	0	13	
at Mississippi State	* 12	0-1	0-0	0-0	0-1-1	1	0	1	1	0	0	
at Alabama	* 15	2-8	0-2	2-2	1-1-2	2	0	0	0	1	6	
Georgia	* 22	3-7	2-4	2-2	4-4-8	2	0	0	3	1	10	
at Missouri	* 21	2-5	1-2	0-1	0-2-2	3	0	1	6	0	5	
LSU	* 18	1-6	1-3	0-0	1-3-4	4	0	1	2	0	3	
at Ole Miss	* 22	3-7	1-4	3-6	3-2-5	3	0	0	3	2	10	
Vanderbilt	* 14	1-3	0-1	0-0	0-1-1	4	0	0	1	0	2	
Texas A&M	* 19	4-5	2-2	0-0	0-0-0	0	0	1	1	0	10	
at Georgia	* 17	2-2	0-0	2-2	1-2-3	4	1	0	1	1	6	
Kentucky	* 30	4-7	2-3	3-4	5-6-11	3	1	0	2	3	13	
at South Carolina	* 13	0-2	0-1	1-2	0-5-5	1	0	0	2	1	1	
Alabama	DNP											
at Florida	DNP											
at Arkansas	DNP											
South Carolina	DNP											
vs Alabama	DNP											
vs Charleston	DNP											
vs Clemson	DNP											

2016-17 McLEMORE GAME-BY-GAME

Opp.	GS	Min.	FG-A	3FG-A	FT-A	O-D-T	PF	A	TO	BLK	STL	PTS
North Florida	6	0-0	0-0	1-1	0-1-1	1	0	2	0	0	1	
Georgia State	8	2-2	0-0	0-0	1-4-5	1	0	0	1	0	4	
Eastern Kentucky	9	3-3	0-0	0-0	2-2-4	0	0	0	1	0	6	
vs Texas Tech	6	0-0	0-0	0-0	0-0-0	2	0	0	0	0	0	
vs Purdue	9	2-2	0-0	0-0	0-0-0	3	0	1	0	0	4	
USC Upstate	12	3-4	0-0	0-1	2-1-3	1	0	0	0	0	6	
at UAB	8	0-2	0-0	0-0	0-1-1	2	0	0	0	1	0	
vs Boston College	4	1-1	0-0	0-0	2-0-2	0	0	0	0	0	2	
Coastal Carolina	18	4-6	1-1	0-1	2-6-8	3	0	1	2	0	9	
Mercer	14	1-3	0-0	0-0	2-1-3	0	0	0	0	0	2	
vs Oklahoma	11	0-0	0-0	0-0	0-1-1	2	0	1	2	0	0	
at UConn	18	3-4	0-0	3-3	2-3-5	4	0	1	2	0	9	
Georgia	16	0-2	0-0	1-4	3-4-7	3	1	1	1	2	1	
at Vanderbilt	15	2-4	0-0	0-0	3-3-6	0	0	1	1	0	4	
Ole Miss	18	2-2	0-0	0-0	2-3-5	4	0	1	0	0	4	
at Missouri	* 14	0-0	0-0	0-1	1-3-4	4	0	2	3	0	0	
at Kentucky	6	1-2	0-0	0-0	1-2-3	3	0	0	0	0	2	
LSU	20	4-4	0-0	3-3	2-2-4	1	0	1	2	2	11	
Alabama	14	1-2	0-0	1-2	2-4-6	4	0	1	0	1	3	
at South Carolina	16	6-9	0-0	6-7	4-2-6	4	0	1	1	0	18	
at TCU	18	6-6	0-0	1-2	3-2-5	3	0	2	1	1	13	
Tennessee	19	3-4	0-0	3-4	3-8-11	4	0	0	0	0	9	
at Alabama	19	1-1	0-0	1-5	2-6-8	4	0	1	2	0	3	
Mississippi State	20	4-5	0-0	0-0	1-3-4	3	0	3	3	0	8	
at Ole Miss	19	2-3	0-0	2-3	2-6-8	2	1	2	2	1	6	
Florida	22	8-10	0-0	3-7	3-3-6	3	0	0	2	0	19	
at Texas A&M	19	1-3	0-0	0-0	1-2-3	3	0	2	0	1	2	
at LSU	21	1-3	0-0	7-8	3-2-5	3	1	1	3	1	9	
Arkansas	23	3-6	0-0	2-4	4-4-8	1	0	0	1	0	8	
at Georgia	13	0-1	0-0	0-0	0-1-1	2	2	1	2	0	0	
Missouri	21	4-4	0-0	0-0	0-6-6	3	0	1	4	0	8	
vs Missouri	27	1-3	0-0	1-2	1-3-4	3	0	1	1	3	3	



5

CHUMA OKEKE

6-8 • 230
So. • F
Atlanta, Ga.
(Westlake HS)



2017-18 (Freshman): Averaged 7.5 points, 5.8 rebounds, 1.1 assists and 0.7 blocks per game in 21.6 minutes per game ... played in all 34 games off the bench ... led the team in bench minutes ... finished 4th among SEC freshmen in rebounding with 197 total boards ... averaged 7.6 points, 5.4 rebounds, 1.1 assists and 0.7 blocks in SEC play ... 197 rebounds was the most by an Auburn freshman since Jeff Moore in 1984-85 ... pulled down 4 double-digit rebounding games, including 3 in league action ... tied for the team lead with 3 double-doubles with 2 coming against conference competition ... racked up 15 games in double figures, ranking fifth on the team ... tied for the team lead by shooting 39% from heind the arc (34-of-87) ... shot over 49% from the field at home ... knocked down multiple 3s in 12 contests, including 8 in SEC play ... selected as 1 of 20 Under-the-Radar Freshmen by Jon Rothstein ... named a top 15 Impact Freshman by Jon Rothstein ... buried 5 or more field goals in games against Dayton, Middle Tennessee, LSU, Vanderbilt, Alabama and Florida ... named the SEC Freshman of the Week (Dec. 4) after averaging 11 points and 8 rebounds per game in Auburn's victories at Dayton and against George Mason ... recorded double-doubles against Alabama (16 pts, 10 reb) and Florida (12 pts, 10 reb) to become the first Auburn player to tally back-to-back double-doubles in consecutive SEC games since Cinmeon Bowers in 2016 ... played a career-high 34 minutes vs. Alabama ... Academic Top Tiger.

2017 USA U19 WORLD CUP TEAM: Invited to the USA Basketball U19 World Cup Training Camp in the Olympic Training Center in Colorado Springs, Colo., along with sophomore Austin Willey in June 2017 ... made the first cut at the tryouts from 27 to 18 .

HIGH SCHOOL AND PERSONAL DATA: Consensus four-star prospect ... MaxPreps All-American selection as a senior in 2016-17 ... ranked 44th nationally by Scout, 48th by ESPN, 55th by Rivals, 56th by 247Sports and 61st by ESPN ... as a junior, led Westlake to the 2016 Georgia Class 6A state championship for the first time since 2002 with a 68-58 overtime win over Pebblebrook ... Westlake trailed by 10 points at the half ... MaxPreps Junior All-America honorable mention selection in 2015-16 ... averaged 24.4 points, 15.0 rebounds, 3.1 assists, 2.4 steals and 1.0 block in only 11.7 minutes per game as a senior in helping Westlake to an 18-11 record overall, 9-1 in the region, under coach Darron Rogers in 2016-17 ... shot 71 percent (137-of-192) from the field, 70.0 percent (14-of-20) from 3-point range and 69.5 percent (132-of-190) from the foul line ... averaged 9.6 offensive rebounds per game ... 35 points and 17 rebounds at the Cancer Research Classic on Jan. 11, 2017 ... 35 points and 24 rebounds in an 89-83 triple overtime loss to Newton in the state playoffs on Feb. 24 ... 36 points, 28 rebounds and 5 assists in 85-76 win over Pebblebrook on Jan. 31 ... 40 points, 20 rebounds and 6 assists in 80-78 overtime win at Pebblebrook on Jan. 13 ... 35 points and 17 rebounds in

MEASURABLES AND BAM TESTING RESULTS

Wingspan	7'0"
Reach	8'11.5"
Hand	10"
Vertical Jump	34.5"
Approach Vertical	27"
3/4 Court Sprint	3.354
Reaction Shuttle	3.146
Lane Agility Drill	12.466
185 lb Bench	1

a 76-73 loss to Gonzaga of Washington, D.C., on Jan. 7 ... 32 points and 18 rebounds in 72-63 victory over Southwest Atlanta Christian on Dec. 3 ... 25 points and 17 rebounds in 82-66 win at East Coweta on Dec. 1 ... 26 points and 16 rebounds in 83-46 win vs. North Clayton on Nov. 29 ... 19 points, 17 rebounds and 8 assists vs. Rockdale on Jan. 16 ... averaged 22.7 points and 7.5 rebounds as a sophomore in 2014-15.

2017-18 OKEKE GAME-BY-GAME

Opp.	GS	Min.	FG-A	3FG-A	FT-A	O-D-T	PF	A	TO	BLK	STL	PTS
Norfolk State	20	2-3	0-1	1-4	1-4-5	2	0	0	1	0	5	
vs Indiana State	19	4-11	2-3	1-2	2-4-6	4	1	0	1	3	11	
vs Temple	21	4-6	2-4	1-1	1-3-4	3	1	1	0	0	11	
vs Hofstra	21	1-5	0-0	4-4	3-3-6	1	1	1	0	0	1	6
Winthrop	25	4-9	2-5	1-1	0-5-5	2	2	0	0	1	11	
at Dayton	27	5-6	3-4	2-2	3-5-8	2	1	1	0	1	15	
George Mason	25	2-6	0-1	3-4	5-3-8	2	3	1	1	0	7	
Gardner-Webb	23	2-7	1-5	0-0	3-2-5	3	2	2	0	1	5	
UAB	19	1-4	1-3	0-0	1-2-3	2	0	1	0	1	3	
vs Middle Tenn.	20	6-8	1-1	1-1	2-3-5	1	1	0	0	1	14	
at Murray State	20	1-7	0-2	0-0	2-4-6	3	0	1	1	0	2	
UConn	16	2-4	0-1	2-2	4-4-8	0	2	1	1	0	6	
Cornell	19	3-6	0-1	4-6	4-6-10	0	1	0	2	0	10	
at Tennessee	22	4-7	3-4	0-0	4-1-5	5	4	0	1	2	11	
Arkansas	19	4-8	2-4	0-0	1-5-6	0	1	2	0	0	10	
Ole Miss	11	1-3	0-1	0-0	1-3-4	0	2	1	0	1	2	
at Mississippi State	17	1-4	0-0	0-1	3-2-5	2	0	0	0	0	2	
at Alabama	21	3-7	2-5	2-4	2-4-6	2	0	0	1	0	10	
Georgia	15	1-3	0-1	0-0	2-2-4	4	0	1	1	2	2	
at Missouri	15	4-7	2-5	0-0	1-2-3	2	0	2	0	0	10	
LSU	19	6-7	2-3	0-0	1-2-3	1	0	1	1	0	14	
at Ole Miss	18	1-4	0-1	1-2	0-3-3	1	3	3	0	0	3	
Vanderbilt	27	5-6	2-2	0-0	1-2-3	1	1	0	2	0	12	
Texas A&M	16	1-2	0-0	1-2	1-2-3	2	0	1	0	0	3	
at Georgia	27	2-5	1-2	1-1	1-2-3	0	1	0	1	1	6	
Kentucky	13	0-2	0-2	2-2	0-1-1	0	0	1	1	2	2	
at South Carolina	24	4-9	1-4	2-5	4-5-9	4	2	0	0	2	11	
Alabama	34	6-11	2-3	2-2	5-5-10	0	3	1	2	2	16	
at Florida	27	5-11	2-5	0-0	3-7-10	1	0	1	0	0	12	
at Arkansas	31	1-4	1-3	2-2	3-7-10	4	2	0	0	0	5	
South Carolina	28	2-4	1-3	0-0	1-8-9	2	0	0	3	2	5	
vs Alabama	23	1-2	0-1	2-3	1-3-4	3	0	3	1	0	4	
vs Charleston	27	1-4	0-1	0-0	2-7-9	4	1	0	2	0	2	
vs Clemson	25	2-9	1-6	2-4	1-7-8	3	3	1	2	0	7	

CAREER HIGHS

Points	16 vs. Alabama (2/21/18)
Rebounds	10 (4x) last at Arkansas (2/27/18)
Field Goals	6 (3x) last vs. Alabama (2/21/18)
Field Goals Att.	11 (3x) last at Florida (2/24/18)
3-Pt. Field Goals	3 (2x) last at Tennessee (1/2/18)
3-Pt. Field Goals Att.	6 vs. Clemson (3/18/18)
Free Throws	4 (2x) last vs. Cornell (12/30/17)
Free Throws Att.	6 vs. Cornell (12/30/17)
Assists	4 at Tennessee (1/2/18)
Steals	3 vs. Indiana State (11/16/17)
Blocks	3 vs. South Carolina (3/3/18)
Minutes	34 vs. Alabama (2/21/18)

OKEKE'S CAREER STATISTICS

Year	GP-GS	Min-Avg	FG-A	Pct	3FG-A	Pct	FT-A	Pct	O-D-T--Avg	PF-FO	Ast	TO	Blk	Stl	Pts	Avg
2017-18	34-0	734-21.6	92-201	.458	34-87	.391	37-55	.673	69-128-197--5.8	66-1	38	27	25	23	255	7.5
TOTAL	34-0	734-21.6	92-201	.458	34-87	.391	37-55	.673	69-128-197--5.8	66-1	38	27	25	23	255	7.5

20

MYLES PARKER

6-8 • 200

Fr. • F

Madison, Ala.

(Madison Academy)



CAREER HIGHS

Points	_____
Rebounds	_____
Field Goals	_____
Field Goals Att.	_____
3-Pt. Field Goals	_____
3-Pt. Field Goals Att.	_____
Free Throws	_____
Free Throws Att.	_____
Assists	_____
Steals	_____
Blocks	_____
Minutes	_____

HIGH SCHOOL AND PERSONAL DATA: Played high school ball at Madison Academy and Hargrave Military Academy ... was a three-time all-state player and was named the region’s player of the year ... helped lead the Mustangs to the Class 4A semifinals after back-to-back 3A titles ... averaged 16.9 points, 6.8 rebounds, 2.5 assists and 1.1 steals during 2016-17 season ... selected for the Alabama-Mississippi All-Star Game ... played for Team Thadd and Team Carroll during AAU circuit ... chose Auburn over UNC Asheville, North Alabama, Presbyterian and Campbell ... son of Marlowe and Jennifer Parker ... has two siblings: Markayla and Makiyah Parker ... enrolled in the College of Liberal Arts.



3

DANJEL PURIFOY

6-7 • 230
Jr. • F

Centreville, Ala.
(Hargrave Military Academy)



2017-18 (Sophomore): Did not see any game action.

2016-17 (Redshirt Freshman): Averaged 11.5 points, 4.7 rebounds, 1.8 assists and 1.4 steals in 28.7 minutes per game ... played in 29 games, starting 25 ... shot 39.8 percent from the field, 36.9 percent from 3-point range and 87.9 percent from the foul line ... in the SEC rankings, ranked sixth in free throw pct., sixth in 3-point field goals made (2.0), eighth in 3-point field goal pct. and ninth in steals ... made 27 straight free throws to tie the Auburn record with Frankie Sullivan in 2009-10 ... he and Mustapha Heron were the first Auburn freshmen to score in double figures in their first five college games since Wesley Person in 1990-91 ... scored a career-high 27 points (4-of-7 3s) vs. Boston College in the Under Armour Reunion in New York's Madison Square Garden to go along with 5 rebounds, 2 assists and 2 steals ... 27 points (career-high 5-of-10 3s), 7 rebounds and 3 steals vs. Coastal Carolina ... named to the Cancun Challenge all-tournament team, averaging 16.5 points on 6-of-14 3s ... in Cancun, totaled 22 points (4-of-9 3s), 3 rebounds and 2 steals vs. #17 Purdue ... career-high 15 rebounds in the win at UConn and hit the game-tying 3-pointer with 1:04 left in overtime ... 19 points (17 in the second half) after playing only three first-half minutes vs. Georgia State ... 16 points (4-of-9 3s, including 3-of-4 3s in second half) and four rebounds at UAB ... 16 points (3-of-6 3s), 8 rebounds, 3 assists and 3 steals vs. Eastern Kentucky ... 15 points (3-of-6 3s), 7 rebounds and 2 steals at LSU ... 14 points (4-of-7 3s), 4 rebounds, 2 assists and 2 steals at Alabama after only 14 points combined in the previous four games ... left ankle sprain with 7:12 left in the first half vs. Ole Miss Jan. 7 and missed the next 3 games ... averaged 11.4 points in the final 10 games after averaging 3.5 points in the four games prior after a sprained ankle ... 12 points, 4 rebounds and 3 assists at Georgia ... 13 points vs. Missouri ... career-high 9 assists, 6 points and 4 rebounds vs. USC Upstate ... at the team's postseason awards banquet, received the Sonny Smith Most Outstanding Teammate Award and the John Mengelt Free Throw Award (.879).

2015-16 (Freshman): Redshirted ... scout team member ... looks like a pro ... has a pro body ... very strong ... can take the ball to the basket and shoot the 3-pointer ... can defend a lot of positions ... very athletic and has a very high upside.

HIGH SCHOOL AND PERSONAL DATA: Four-star small forward by ESPN, Rivals, Scout and 247Sports ... ranked ninth among all small forwards and 48th overall by 247Sports ... ranked as the nation's No. 12 small forward and the top player in Alabama by 247 Sports ... averaged 25 points, 11 rebounds, five blocks and 20 deflections a game at Hargrave Military Academy under coach A.W. Hamilton in 2014-15 ... averaged 17.7 points and 6.1 rebounds per game at Bibb County as a junior ... full name is Danjel Kevon

MEASURABLES AND BAM TESTING RESULTS

Wingspan	6'10.5"
Reach	8'8"
Hand	10"
Vertical Jump	28.5"
Approach Vertical	38.5"
3/4 Court Sprint	3.324
Reaction Shuttle	3.226
Lane Agility Drill	11.544
185 lb Bench	11

Purifoy ... son of Waukesha Evans ... studying in College of Liberal Arts ... signed national letter of intent on Nov. 12, 2014.

2016-17 PURIFOY GAME-BY-GAME

Opp.	GS	Min.	FG-A	3FG-A	FT-A	O-D-T	PF	A	TO	BLK	STL	PTS
North Florida	*	32	5-12	2-7	2-4	0-4-4	3	3	1	0	1	14
Georgia State	*	19	5-7	1-2	8-10	2-2-4	4	2	3	0	0	19
Eastern Kentucky	*	31	3-7	3-6	7-8	1-7-8	1	3	4	0	3	16
vs Texas Tech	*	34	4-11	2-5	1-2	2-4-6	3	5	4	1	3	11
vs Purdue	*	32	6-11	4-9	6-6	2-1-3	2	0	2	0	2	22
USC Upstate	*	32	2-8	0-4	2-2	0-4-4	2	9	2	0	1	6
at UAB	*	35	4-12	4-9	4-4	0-5-5	3	0	1	0	0	16
vs Boston College	*	36	8-14	4-7	7-7	1-4-5	1	2	2	0	2	27
Coastal Carolina	*	27	9-14	5-10	4-4	1-6-7	1	1	1	0	3	27
Mercer	*	27	1-8	0-5	5-6	1-5-6	4	0	1	0	1	7
vs Oklahoma	*	18	2-4	2-3	0-0	0-7-7	4	1	3	0	0	6
at UConn	*	44	1-10	1-6	2-2	2-13-15	2	1	1	0	0	5
Georgia	*	29	3-8	2-4	5-6	1-5-6	2	3	0	0	1	13
at Vanderbilt	*	31	3-13	2-6	2-2	1-3-4	2	3	2	0	3	10
Ole Miss	*	10	2-5	2-4	0-0	0-3-3	0	0	1	0	2	6
at Missouri												DNP
at Kentucky												DNP
LSU												DNP
Alabama		29	2-4	1-2	0-0	1-2-3	2	1	2	1	3	5
at South Carolina	*	24	0-4	0-4	0-0	0-1-1	2	0	2	0	0	0
at TCU		27	1-5	1-5	0-0	0-3-3	1	3	2	0	1	3
Tennessee		30	2-8	2-7	0-0	0-1-1	2	1	0	0	2	6
at Alabama	*	27	4-7	4-7	2-2	0-4-4	1	2	4	0	2	14
Mississippi State	*	26	2-6	1-5	2-2	1-4-5	0	2	0	1	1	7
at Ole Miss	*	25	4-9	3-8	1-1	1-1-2	4	0	2	0	2	12
Florida	*	18	2-4	1-3	6-7	3-1-4	4	2	0	0	0	11
at Texas A&M	*	30	2-8	2-5	3-4	1-3-4	2	3	2	0	3	9
at LSU	*	30	5-11	3-6	2-2	3-4-7	4	0	0	0	2	15
Arkansas	*	30	3-10	2-7	0-0	1-4-5	3	1	0	1	0	8
at Georgia	*	33	4-6	1-3	3-3	1-3-4	1	3	2	0	1	12
Missouri		26	5-7	1-2	2-3	0-3-3	3	0	0	0	1	13
vs Missouri	*	39	3-11	3-9	4-4	2-1-3	2	0	1	1	1	13

CAREER HIGHS

Points	27 (2x) last vs. Boston College (12/12/16)
Rebounds	15 at UConn (12/23/16)
Field Goals	9 vs. Coastal Carolina (12/15/16)
Field Goals Att.	14 (2x) last vs. Coastal Carolina (12/15/16)
3-Pt. Field Goals	5 vs. Coastal Carolina (12/15/16)
3-Pt. Field Goals Att.	10 vs. Coastal Carolina (12/15/16)
Free Throws	8 vs. Georgia State (11/14/16)
Free Throws Att.	10 vs. Georgia State (11/14/16)
Assists	9 vs. USC Upstate (11/29/16)
Steals	3 (6x) last at Texas A&M (2/18/17)
Blocks	1 (5x) last vs. Missouri (3/8/17)
Minutes	39 vs. Missouri (3/8/17)

PURIFOY'S CAREER STATISTICS

Year	GP-GS	Min-Avg	FG-A	Pct	3FG-A	Pct	FT-A	Pct	O-D-T--Avg	PF-FO	Ast	TO	Blk	Stl	Pts	Avg
2016-17	29-25	831-28.7	97-244	.398	59-160	.369	80-91	.879	28-108-136--4.7	65-0	51	45	5	41	333	11.5
TOTAL	29-25	831-28.7	97-244	.398	59-160	.369	80-91	.879	28-108-136--4.7	65-0	51	45	5	41	333	11.5

O

HORACE SPENCER

6-8 • 225

Sr. • F

Philadelphia, Pa.
(Findlay Prep)



2017-18 (Junior): Averaged 4.7 points, 4.9 rebounds, 1.3 blocks, 1.1 steals and 0.8 assists per game in 17.3 minutes per game ... played in all 34 games, starting 13 ... was team's most improved free throw shooter at 72.1 percent ... improved over 22 percent from a season ago ... moved into sixth on the program's all-time blocks list ... led team in blocks in 12 games and rebounds in 5 games ... team was 7-2 when he knocked down at least 3 free throws ... averaged 6.4 points, 5.7 rebounds and 1.9 blocks per game as a starter in the last 7 games of the season ... was 14th in the SEC in total blocks with 21 ... averaged 4.8 points and 5.6 rebounds in non-conference play ... tied for 2nd on the team with 38 steals ... swatted a season-high 4 shots in season-opener vs. Norfolk State ... produced SportsCenter Top 10 alley-oop in win at Tennessee ... had three-game stretch against UConn, Cornell and Tennessee (all wins) where he shot 59 percent (13-of-22) and averaged 10.3 points and 9.3 rebounds ... set season-high in points vs. Cornell with 12 ... matched it 2 games later against Ole Miss ... was a perfect 3-for-3 from the floor with 6 points, 6 rebounds, 3 steals and 2 blocks at Alabama ... hit 2 clutch free throws with 10 seconds remaining to tie the game against Texas A&M ... rejoined the starting lineup vs. Alabama and stayed as the starting center for the final 7 games ... touted 11 points, 6 rebounds, 2 steals and a block in SEC title-clinching win against South Carolina.

2016-17 (Sophomore): Averaged 4.8 points, 3.4 rebounds, 1.5 blocks 0.7 steals and 0.5 assists in 16.3 minutes ... played in 19 games, starting 12 ... shot 56.1 percent from the field and 50.0 percent from the foul line ... hurt his shoulder against Tennessee on Jan. 31 and was out for the year ... had successful surgery on Feb. 16 ... 12 points (5-of-7 fgs) and 4 rebounds with an ESPN SportsCenter Top 10 dunk vs. Georgia State ... 10 points (4-of-4 fts), 7 rebounds and 3 blocks vs. LSU on Jan. 18 since his first start since Dec. 12 vs. Boston College ... 10 points (5-of-5 fgs), 5 rebounds and 3 blocks at Missouri in 24 minutes ... 9 points, 4 rebounds and a steal vs. Texas Tech in the Cancun Challenge ... 7 points, a season-high 6 blocks, 4 rebounds and a career-high 4 steals vs. Boston College in the Under Armour Reunion in New York's Madison Square Garden ... 7 points and 4 rebounds vs. USC Upstate ... 6 points, 3 rebounds and a block in 11 minutes vs. Georgia.

2015-16 (Freshman): Averaged 5.1 points, 4.9 rebounds and ranked third in the SEC with 2.1 blocks in 18.1 minutes ... played in all 31 games, starting 18 ... shot 42.0 percent from the field and 48.5 percent from the foul line ... led all freshman in the SEC with 2.1 blocks ... his 65 blocks were the fifth-most in a single-season in Auburn history ... in the final six games of the season, averaged 8.3 points, 5.2 rebounds and 2.7 blocks ... career-high 7 blocks to go along with 6 points and 5 rebounds in Auburn's win at Arkansas ... career-high 13 points, 5 rebounds, 3 blocks, 2 assists and a steal at

MEASURABLES AND BAM TESTING RESULTS

Wingspan	7'0.5"
Reach	9'0"
Hand	10"
Vertical Jump	32"
Approach Vertical	36"
3/4 Court Sprint	3.376
Reaction Shuttle	3.117
Lane Agility Drill	10.948
185 lb Bench	14

Mississippi State ... career-high 11 rebounds, 6 points and 6 blocks vs. Oklahoma State in the Big 12/SEC Challenge ... first Auburn freshman to record at least five blocks in a game four times in the same season since Kyle Davis in 2003-04 ... 5 points, 7 rebounds and 5 blocks vs. UAB ... back-to-back then career-high points, 10 pts (5-8 fgs) at Alabama and 9 points, 8 rebounds, 4 blocks and 3 steals in the win vs. Georgia ... 8 points (3-3 fgs), 6 rebounds and 3 blocks at Missouri ... 8 points, 5 rebounds vs. Alabama ... 8 points, 8 rebounds and a block vs. Colorado ... 6 points, 5 rebounds, 3 blocks and 2 steals in his first career start vs. New Mexico in the Diamond Head Classic ... 6 points and 5 rebounds in 13 minutes vs. Northwestern State ... 6 points, 7 rebounds, 3 blocks, 2 assists and a steal in 14 minutes vs. Georgia Southern ... High level athlete ... plays big for 6-foot-9 ... great motor ... big-time defender of the rim ... very good shot blocker ... very active and bouncy ... great rebounder ... good hands and great feet ... received both the Most Improved Player and the Outstanding Defensive Player awards at the year end Auburn Basketball Awards Banquet.

HIGH SCHOOL AND PERSONAL DATA: Four-star recruit who was ranked 48th nationally by 247Sports, 61st by ESPN, 71st by Rivals.com and 78th by Scout.com ... averaged 10.4 points, 9.4 rebounds, 2.2 blocks and 1.2 steals in only 19.5 minutes per game for loaded Findlay Prep in Henderson, Nev., to a 29-3 record and a No. 4 national ranking as a senior in 2014-15 under coach Andy Johnson ... helped lead the Pilots to the Final Four of the Dick's Sporting Goods High School National Tournament in 2015 ... averaged 6 points, 5 rebounds and a school record 2.8 blocks per game while shooting 62 percent from the field helping lead Findlay Prep to a 31-5 record as a junior in 2013-14 under coach Jerome Williams ... went to William Tennent High in Warminster, Pa., as a freshman and sophomore where he played under coach Robert Mulville ... averaged 20 points and 7 rebounds as a sophomore in 2012-13 and 10 points and 8 rebounds as a freshman ... full name is Horace Gilbert Spencer III ... son of Horace Spencer Jr. and Cindy Watts ... studying in College of Liberal Arts ... signed national letter of intent on April 15, 2015.

CAREER HIGHS

Points	13	at Mississippi State (3/5/16)
Rebounds	11	vs. Oklahoma State (1/30/16)
Field Goals	6	at Mississippi State (3/5/16)
Field Goals Att.	10	at Mississippi State (3/5/16)
3-Pt. Field Goals	-	
3-Pt. Field Goals Att.	1 (3x)	last vs. Ole Miss (1/9/18)
Free Throws	4 (3x)	last vs. Clemson (3/18/18)
Free Throws Att.	8	at South Carolina (1/24/17)
Assists	3	vs. Alabama (2/21/18)
Steals	4	vs. Boston College (12/12/16)
Blocks	7	at Arkansas (2/17/16)
Minutes	29	vs. Georgia (2/24/16)

SPENCER'S CAREER STATISTICS

Year	GP-GS	Min-Avg	FG-A	Pct	3FG-A	Pct	FT-A	Pct	O-D-T--Avg	PF-FO	Ast	TO	Blk	Stl	Pts	Avg
2015-16	31-18	562-18.1	63-150	.420	0-1	.000	33-68	.485	65-88-153--4.9	115-8	15	43	65	14	159	5.1
2016-17	19-12	310-16.3	37-66	.561	0-1	.000	18-36	.500	23-42-65--3.4	58-2	10	18	28	14	92	4.8
2017-18	34-13	587-17.3	58-111	.523	0-1	.000	44-61	.721	49-118-167--4.9	99-3	28	37	43	38	160	4.7
TOTAL	84-43	1459-17.4	158-327	.483	0-3	.000	95-165	.576	137-248-385--4.6	272-13	53	98	136	66	411	4.9

50

AUSTIN WILEY

6-11 • 260

Jr. • C

Hoover, Ala.
(Calusa Prep)



MEASURABLES AND BAM TESTING RESULTS

Wingspan	7'5"
Reach	9'4"
Hand	11"
Vertical Jump	27.5"
Approach Vertical	32.5"
3/4 Court Sprint	3.337
Reaction Shuttle	3.036
Lane Agility Drill	12.663
185 lb Bench	16

2017-18 (Sophomore): Tabbed to the Kareem Abdul-Jabbar Watch List ... did not see any game action ... declared for the NBA Draft without the intention of hiring an agent on April 10.

2017 USA U19 WORLD CUP TEAM: Selected and named the team captain for the 12-member USA Basketball U19 World Cup Team to play in the FIBA World Cup in Cairo, Egypt, July 1-9, 2017 ... only American and one of seven players to average a double-double in the tournament with 10.3 points and 10.9 rebounds in only 19.9 minutes per game as the United States won the bronze medal, finishing 6-1 ... shot 50 percent from the field ... started all seven games ... his 40-minute per game average would be 20.5 points and 21.7 rebounds ... had three double-doubles and a rebound shy of four double-doubles in seven games ... 19 points and 10 rebounds in 22:11 to lead USA to an 81-59 victory over Germany in the quarterfinals ... 16 points and a game-high 16 rebounds in a 109-68 victory over Angola ... 13 points and a game-high 17 rebounds in 29:41 in a 99-87 upset loss to Canada in the semifinals ... 9 points and a game-high 14 rebounds in 21:37 vs. Italy to finish Group D play 3-0 ... 8 points and 8 rebounds and a block in 20 minutes in the 96-72 bronze medal win over Spain ... 5 points, 8 rebounds, a block and assist in only 14:58 in a 108-48 win over Iran in the Group D opener ... saddled with foul trouble playing less than five minutes in each half, had 2 points and 3 rebounds and a steal in a 117-69 victory over Mali in the round of 16 ... scored 15 points in the USA's 89-66 victory over Lithuania in a friendly on June 28, a day after making the 6,900-mile trip from Colorado Springs, Colo., to Washington, D.C. to Germany to Cairo ... 9 points and 7 rebounds in an 82-60 victory over France on June 29 in a second friendly.

2016-17 (Freshman): Averaged 8.8 points, 4.7 rebounds and 1.4 blocks in 18.0 minutes ... played in 23 games, starting 22 after coming off the bench in his college debut vs. Mercer ... shot 58.4 percent from the field and 49.1 percent from the foul line ... joined the team on Dec. 16, 2016, as a 17-year-old after graduating from Calusa Prep in Miami, Fla. ... practiced with the team two days before playing his first collegiate game against Mercer on Dec. 18, 2016 ... totaled 9 points, 3 rebounds and 2 blocks in 15 minutes vs. Mercer in his collegiate debut ... career-high 25 points (21 in the second half) on 11-of-13 fgs and 7 rebounds in win at NIT Champion TCU ... named SEC Freshman of the Week on Jan. 23 after averaging 14.5 points and 7.5 rebounds in wins vs. Alabama and LSU ... just missed a double-double with a then-career-high 19 points (11-of-18 fts) and 9 rebounds vs. Alabama on Jan. 20 ... 10 points, 6 rebounds, 2 blocks and a steal vs. LSU ... first career double-double at eventual Final Four and #23 South Carolina with 10 points and a career-high 11 rebounds ... 14 points, 5 rebounds and a block in 19 minutes vs. Mississippi State ... 10 points, 8 rebounds and a career-high 4 blocks at Georgia ... 11 points, 4 re-

bounds and a block and assist in 19 minutes vs. Georgia ... 11 points and 3 blocks vs. #13 Florida ... 9 points at LSU ... 7 points and 9 rebounds in 16 minutes vs. Ole Miss on Jan. 7, a day before his 18th birthday ... 8 points, 5 rebounds and a career-high 4 blocks at Ole Miss ... scored the Tigers' first overtime basket in the win at UConn, finishing with 7 points, 3 rebounds and an assist in 20 minutes ... 5 points and a career-high 4 blocks at Missouri ... at the team's postseason awards banquet, received the Mike Mitchell Courage Award.

HIGH SCHOOL AND PERSONAL DATA: Ranked 13th nationally by Scout, 16th by Rivals and 17th by 247Sports ... played on Team USA's gold medal winner at the FIBA Men's U17 World Championship in Zaragoza, Spain in summer of 2016 ... consensus five-star selection ... three-time all-state selection at Spain Park High School in Hoover, Ala. ... averaged 22 points and 12 rebounds as a junior in 2014-15 leading Spain Park to a 24-6 record and the Class 7A state finals under coach Donnie Quinn ... was named the Alabama Sports Writers Association Class 7A Player of the Year as a junior, averaging 27.1 points, 12.1 rebounds and 2.9 blocks ... selected to the ASWA Class 7A All-State first-team and to the AL.com Class 7A Super All-State first-team ... scored his 1,500th point of his high school career during his junior season ... MVP of the Alabama North-South game in August 2016 ... averaged 19 points and 12 rebounds as a sophomore at Spain Park where he was named AL.com Birmingham Player of the Year Award ... selected to the ASWA Class 7A All-State first-team and AL.com Class 7A Super All-State first-team ... averaged 15 points and 10 rebounds as a freshman ... named an honorable mention ASWA Class 6A All-State selection as a freshman ... full name is Austin Jermaine Wiley ... son of former Auburn players, All-American & 1992 USA Olympian Vickie Orr and Aubrey Wiley, who led the SEC in rebounding in 1993-94 ... Vickie helped lead Auburn to two-straight NCAA Championship games in 1988 and 1989 and was inducted into the Alabama Sports Hall of Fame in 2013 ... studying in the College of Education ... signed national letter of intent on Nov. 9, 2016.

CAREER HIGHS

Points	25 at TCU (1/28/17)
Rebounds	11 at South Carolina (1/24/17)
Field Goals	11 at TCU (1/28/17)
Field Goals Att.	13 at TCU (1/28/17)
3-Pt. Field Goals	-
3-Pt. Field Goals Att.	-
Free Throws	11 vs. Alabama (1/21/17)
Free Throws Att.	18 vs. Alabama (1/21/17)
Assists	1 (5x) last at Georgia (3/1/17)
Steals	1 (5x) last at LSU (2/21/17)
Blocks	4 (3x) last at Georgia (3/1/17)
Minutes	26 at Georgia (3/1/17)

WILEY'S CAREER STATISTICS

Year	GP-GS	Min-Avg	FG-A	Pct	3FG-A	Pct	FT-A	Pct	O-D-T--Avg	PF-FO	Ast	TO	Blk	Stl	Pts	Avg
2016-17	23-22	415-18.0	73-125	.584	0-0	.000	56-114	.491	52-56-108--4.7	59-1	5	41	31	5	202	8.8
TOTAL	23-22	415-18.0	73-125	.584	0-0	.000	56-114	.491	52-56-108--4.7	59-1	5	41	31	5	202	8.8

#WAREAGLE • #UNFINISHEDBUSINESS

AUBURN MEN'S BASKETBALL


2016-17 WILEY GAME-BY-GAME

Opp.	GS	Min.	FG-A	3FG-A	FT-A	O-D-T	PF	A	TO	BLK	STL	PTS
North Florida		DNP										
Georgia State		DNP										
Eastern Kentucky		DNP										
vs Texas Tech		DNP										
vs Purdue		DNP										
USC Upstate		DNP										
at UAB		DNP										
vs Boston College		DNP										
Coastal Carolina		DNP										
Mercer		15	2-5	0-0	5-8	1-2-3	2	0	0	2	0	9
vs Oklahoma	*	18	2-3	0-0	2-4	2-1-3	3	1	4	2	1	6
at UConn	*	20	3-5	0-0	1-4	3-0-3	1	1	0	0	0	7
Georgia	*	19	4-6	0-0	3-5	3-1-4	3	1	1	1	0	11
at Vanderbilt	*	12	3-8	0-0	0-0	4-0-4	3	0	0	0	0	6
Ole Miss	*	16	3-4	0-0	1-4	3-6-9	2	0	2	0	0	7
at Missouri	*	10	2-2	0-0	1-3	2-1-3	4	0	2	4	0	5
at Kentucky	*	12	3-4	0-0	0-0	2-1-3	5	0	1	0	0	6
LSU	*	20	3-6	0-0	4-4	1-5-6	1	1	0	2	1	10
Alabama	*	25	4-9	0-0	11-18	5-4-9	2	0	3	0	0	19
at South Carolina	*	24	3-4	0-0	4-12	4-7-11	2	0	1	2	1	10
at TCU	*	21	11-13	0-0	3-7	4-3-7	3	0	1	0	0	25
Tennessee	*	21	1-2	0-0	3-7	2-5-7	3	0	7	0	0	5
at Alabama	*	15	1-2	0-0	0-2	1-1-2	4	0	2	0	0	2
Mississippi State	*	19	6-10	0-0	2-6	4-1-5	3	0	0	1	0	14
at Ole Miss	*	21	4-5	0-0	0-1	1-4-5	1	0	3	4	0	8
Florida	*	18	4-7	0-0	3-6	1-0-1	4	0	4	3	0	11
at Texas A&M	*	15	1-4	0-0	0-0	1-1-2	0	0	0	1	1	2
at LSU	*	17	3-5	0-0	3-4	1-2-3	3	0	5	1	1	9
Arkansas	*	17	0-3	0-0	3-7	3-1-4	0	0	2	1	0	3
at Georgia	*	26	3-9	0-0	4-5	3-5-8	2	1	1	4	0	10
Missouri	*	18	3-3	0-0	2-6	1-4-5	4	0	0	3	0	8
vs Missouri	*	16	4-6	0-0	1-1	0-1-1	4	0	2	0	0	9

21

DEVONTAE WILLIAMS

6-5 • 215
 Jr. • G
 Opp, Ala.
 (Opp HS)



2017-18 (Sophomore): Averaged 0.1 points and 0.1 rebounds per game in 1.4 minutes per game ... appeared in 8 games off the bench ... made first career appearance in season opener vs. Norfolk State ... first career point came on a free throw against UConn ... saw a career-high 3 minutes of action vs. Cornell ... first career SEC appearance came against Georgia ... saw the court in 3 SEC games ... logged court action vs. Georgia, LSU and South Carolina ... Academic Top Tiger.

HIGH SCHOOL AND PERSONAL DATA: Graduated Salutatorian from Opp High School ... averaged 20 points, 11 rebounds and four assists per game while on the court ... named the Bryant Jordan Scholar-Athlete ... son of Lashae and Bobby Likely ... has two siblings, Brandon and Keyarria ... studying in the College of Human Sciences.

CAREER HIGHS

Points	1 vs. UConn (12/23/17)
Rebounds	1 vs. Winthrop (11/24/17)
Field Goals	-
Field Goals Att.	1 vs. Cornell (12/30/17)
3-Pt. Field Goals	-
3-Pt. Field Goals Att.	-
Free Throws	1 vs. UConn (12/23/17)
Free Throws Att.	2 vs. UConn (12/23/17)
Assists	1 vs. Winthrop (11/24/17)
Steals	-
Blocks	-
Minutes	3 (2x) last vs. Cornell (12/30/17)

2017-18 WILLIAMS GAME-BY-GAME

Opp.	GS	Min.	FG-A	3FG-A	FT-A	O-D-T	PF	A	TO	BLK	STL	PTS
Norfolk State	1		0-0	0-0	0-0	0-0-0	1	0	1	0	0	0
vs Indiana State	1		0-0	0-0	0-0	0-0-0	0	0	1	0	0	0
vs Temple	DNP											
vs Hofstra	DNP											
Winthrop	3		0-0	0-0	0-0	0-1-1	0	1	0	0	0	0
at Dayton	DNP											
George Mason	DNP											
Gardner-Webb	DNP											
UAB	DNP											
vs Middle Tenn.	DNP											
at Murray State	DNP											
UConn	1		0-0	0-0	1-2	0-0-0	0	0	0	0	0	1
Cornell	3		0-1	0-0	0-0	0-0-0	0	0	0	0	0	0
at Tennessee	DNP											
Arkansas	DNP											
Ole Miss	DNP											
at Mississippi State	DNP											
at Alabama	DNP											
Georgia	1		0-0	0-0	0-0	0-0-0	0	0	0	0	0	0
at Missouri	DNP											
LSU	1		0-0	0-0	0-0	0-0-0	0	0	0	0	0	0
at Ole Miss	DNP											
Vanderbilt	DNP											
Texas A&M	DNP											
at Georgia	DNP											
Kentucky	DNP											
at South Carolina	DNP											
Alabama	DNP											
at Florida	DNP											
at Arkansas	DNP											
South Carolina	0		0-0	0-0	0-0	0-0-0	0	0	0	0	0	0
vs Alabama	DNP											
vs Charleston	DNP											
vs Clemson	DNP											

WILLIAMS' CAREER STATISTICS

Year	GP-GS	Min-Avg	FG-A	Pct	3FG-A	Pct	FT-A	Pct	O-D-T--Avg	PF-FO	Ast	TO	Blk	Stl	Pts	Avg
2017-18	8-0	11-1.4	0-1	.000	0-0	.000	1-2	.500	0-1-1--0.1	1-0	1	2	0	0	1	0.1
TOTAL	8-0	11-1.4	0-1	.000	0-0	.000	1-2	.500	0-1-1--0.1	1-0	1	2	0	0	1	0.1

BRUCE PEARL

Head Coach
 5th year at Auburn • 70-62
 23rd year overall • 532-207



In four years as head coach at Auburn, Bruce Pearl has led the Tigers to 70 wins, a Southeastern Conference Championship and an appearance in the NCAA Tournament with both coming this past season.

In his 23 seasons, he has guided his teams to the NCAA Tournament 18 times and ranks second among active SEC coaches in winning percentage as an NCAA head coach at .720.

Pearl is one of just seven active head coaches who has led his teams to at least 10 NCAA Sweet 16 appearances, with one coming soon at Auburn.

Pearl is only the 11th coach in SEC history to win four conference titles in a 10-year span, joining the likes of Adolph Rupp (Kentucky), Billy Donovan (Florida), Nolan Richardson (Arkansas) and Rick Pitino (Kentucky) among others.

In 2017-18, the Tigers set program records for 3-pointers made (324), free throws made (647) and blocks (180) en route to their third conference crown in program history.

Pearl tutored three All-SEC players and two 1,000-point scorers from a season ago.

In the past two seasons, Auburn has the best non-conference record in the SEC during the regular season at 23-3 (.885), while scheduling perennial NCAA Tournament teams in Dayton, Middle Tennessee, Murray State, Oklahoma, Texas Tech and UConn.

Because of Pearl's ability to raise Auburn's national profile, the Tigers were invited to take part in the 2018 Maui Invitational, the most prestigious non-conference tournament in the country.

His teams have been just as successful off the court as Auburn has had 18 graduates in four years – the most in the SEC. In 2018, Auburn received an Academic Progress Rate Public Recognition Award marking the first time the Tigers have been honored since the award began tracking data in 2004. The NCAA annually honors teams earning multiyear Academic Progress Rates in the top 10 percent of all squads in each sport.

Auburn recently secured its third perfect APR score of 1,000 in mid-May, something that has never been accomplished in program history.

In the past four years, Auburn men's basketball has averaged an APR of 995 (out of 1,000). In the previous four seasons before Pearl and his staff arrived, Auburn's APR average score was 940.

The 2017-2018 squad that captured the first SEC title since 1999 and third all-time featured nine student-athletes with a cumulative GPA over 3.0.

Shifting the focus back on to the court, Auburn has defeated Kentucky, Alabama, Tennessee, Georgia and Arkansas in the same season twice – something that had not been accomplished in over 48 years in program history.

Auburn sold out of season tickets for the fourth straight time in 2017-18, all under Pearl, to continue the school record streak. Prior to Pearl, the only other time the Tigers sold out of season tickets came in the 1999-2000 season.

Known for his outstanding offensive mind, Pearl's teams have topped the 100-point mark 18 times in his career and have led the league in scoring in 17 of 23 seasons.

Pearl became the 21st fastest coach to 500 wins in his 691st game in Auburn's 78-74 win over LSU on Jan. 19, 2017. He reached the historic mark between a pair of Hall of Famers, just behind Lute Olson and ahead of Nolan Richardson.

Auburn and Pearl had as high as the No. 2 ranked recruiting

HEAD COACHING RECORD

Year	School	Record	Postseason
1992-93	Southern Indiana	22-7	NCAA Region 3rd Place
1993-94	Southern Indiana	28-4	NCAA Runner-Up
1994-95	Southern Indiana	29-4	NCAA Champions
1995-96	Southern Indiana	25-4	NCAA Sweet 16
1996-97	Southern Indiana	23-5	NCAA First Round
1997-98	Southern Indiana	27-6	NCAA Sweet 16
1998-99	Southern Indiana	26-6	NCAA Sweet 16
1999-00	Southern Indiana	25-6	NCAA Sweet 16
2000-01	Southern Indiana	26-4	NCAA First Round
Total		231-46	
2001-02	Milwaukee	16-13	-
2002-03	Milwaukee	24-8	NCAA First Round
2003-04	Milwaukee	20-11	NIT First Round
2004-05	Milwaukee	26-6	NCAA Sweet 16
Total		86-38	
2005-06	Tennessee	22-8	NCAA Second Round
2006-07	Tennessee	24-11	NCAA Sweet 16
2007-08	Tennessee	31-5	NCAA Sweet 16
2008-09	Tennessee	21-13	NCAA First Round
2009-10	Tennessee	28-9	NCAA Elite Eight
2010-11	Tennessee	19-15	-
Total		145-61	
2014-15	Auburn	15-20	-
2015-16	Auburn	11-20	-
2016-17	Auburn	18-14	-
2017-18	Auburn	26-8	NCAA Second Round
Total		70-62	
Career		532-207	

class in 2017 before 17-year-old Austin Wiley enrolled in Auburn in December, No. 25 in 2016, No. 15 in 2015 and No. 32 in 2014.

Pearl's impact is also continually felt in the community. When he isn't out buying lunch for students on campus or dropping into Auburn marketing classes, he can be found spreading the word of Auburn basketball at Auburn Alumni events throughout the Southeast. And if he isn't there, there is a good chance he is in the stands supporting one of the other Auburn programs.

Pearl and his wife, Brandy, also remain committed to giving back to those in Alabama as they have raised over \$1 million in only five golf tournaments at Auburn for Children's Harbor in Birmingham, benefitting children with serious illnesses and their families.

Pearl started AUTLIVE at Auburn in 2015-16 to benefit cancer patients in the fight to beat cancer. AUTLIVE raises the awareness of cancer prevention and detection white t-shirt sales in 2016, orange t-shirt sales in 2017 and blue t-shirt sales in 2018 along with donations raise money to benefit cancer patients.

An ambassador for the university, Pearl's selfless community service work and generous stewardship made him one of the most influential public figures in the states of Alabama and Tennessee.

He was given the "Spirit of Auburn" Award in the spring of 2015 and was named "Knoxvillian of the Year" by Knoxville Metro Pulse in 2008 and also received the prestigious "Knoxville Award" in 2010. The UT basketball program also earned the UT Men's Community Outreach Team Award twice in his six seasons.

Pearl realized a lifelong dream in the summer of 2008 when his country called upon him to serve as head coach of Maccabi USA's open men's basketball team at the 18th World Maccabiah Games in Israel. He led the American squad to the gold medal for just the third time in 24 years, toppling favored Israel in the title game.

The Maccabiah gold marked Pearl's 16th championship during his head coaching career. In 20 seasons at the collegiate level, his teams have made a remarkable 17 NCAA Tournament appearances and racked up 26 NCAA Tournament wins. Only five times in 21 years has a Pearl-coached team not led its conference in scoring, and his squads have finished either first or second in their respective leagues an astounding 15 times.

Pearl has garnered six National Coach of the Year awards, and his teams have set school records for wins at three different universities.

Pearl's 23 years of coaching experience covers four stops. He began his head coaching career with a nine-year stay at Southern Indiana, taking the program to the NCAA Tournament each season, going 231-46 (.834) from 1992-2001. From there he made the move to Wisconsin-Milwaukee, taking the Panthers to the NIT once and the NCAA Tournament twice, including a 2005 Sweet 16 appearance. After compiling an 86-38 (.694) record at UW-Milwaukee, Tennessee tabbed him as its leader in 2005 and he responded by taking the program to six straight NCAA Tournament appearances, two Sweet Sixteens (2007, 2008) and the 2010 Elite Eight, which was the most successful six-year run in Volunteers history.

Pearl's coaching career began at his alma mater, Boston College, as a student assistant coach to the legendary Dr. Tom Davis. After 14 seasons seated to the right of Davis, the 32-year-old Pearl embarked on his own head coaching career. But Pearl's first break came during his undergraduate career at BC when Davis offered him a position of student assistant in 1978. In 1981, the Eagles won the Big East Conference championship and reached the Sweet Sixteen of the NCAA Tournament. The following season, BC advanced to the Elite Eight.

When Davis moved on to Stanford in 1982, Pearl joined his staff as an assistant coach and then, at the age of 23, was promoted to associate head coach for the Cardinal. While in Palo Alto, Calif., they ended a streak of 20 consecutive losing seasons with a 19-12 overall record in 1983-84, laying the groundwork for a resurgence in Stanford basketball. During that time, they recruited four players who were drafted by the NBA, including Todd Lichti, who finished his career as Stanford's all-time leading scorer with 2,336 career points.

After four seasons on the West Coast, Pearl followed Davis to Iowa in 1986. Over the course of the next six seasons, the Hawkeyes received five NCAA Tournament berths while compiling a 129-63 overall record. In 1987, the Hawkeyes recorded a 30-5 mark and advanced to the Elite Eight before falling to UNLV. And in 1988, Pearl was recognized as one of the top Division I assistants in the country by Basketball Weekly while helping direct the Hawkeyes to the Sweet Sixteen.

His six seasons in Iowa City helped produce 11 NBA draft picks for the Hawkeyes, including Brad Lohaus, Kevin Gamble, B.J. Armstrong, Roy Marble and Acie Earl.

Pearl's first head coaching opportunity came at Southern Indiana, a Division II school located in Evansville, Ind.

A native of Boston, Mass., Pearl received his bachelor's degree in business administration from Boston College in 1982, graduating cum laude. Pearl has two daughters, Jacqui and Leah, and two sons, Steven and Michael. He is married to the former Brandy Miller of Sevierville, Tenn.



PEARL POINTS

- Has advanced to postseason play in 19 of 23 years as a head coach
- Set single-season wins records at three different schools (29 at Southern Indiana in 1995; 26 at Wisconsin-Milwaukee in 2005; 31 at Tennessee in 2008)
- Bruce Pearl's teams have led their conference in scoring 17 of the 23 years that he has been a head coach. His squads were the SEC's scoring champion in four of his six seasons at Tennessee, averaging 77.4 ppg while allowing 70.5 ppg
- One of just seven active head coaches who has led his teams to at least 10 NCAA Sweet 16 appearances (10 total)
- Bruce Pearl is ranked second in the SEC among current head coaches in career winning percentage (.718), fifth in winning percentage as a SEC head coach (.622), fifth in average wins per year as a SEC head coach (21.0) and fifth in SEC games only win pct. (.540, 81-70)
- Bruce Pearl is the 11th coach in SEC history to win four conference crowns (overall or division) in a 10-year span. He is on the same list as Adolph Rupp (UK), Babe McCarthy (MSU), Billy Donovan (UF), Dale Brown (LSU), Joe Hall (UK), John Calipari (UK), Nolan Richardson (ARK), Rick Pitino (UK), Rick Stansbury (MSU) and Tubby Smith (UK)
- Auburn sold out of season tickets for the fourth straight time in 2017-18, all under Pearl, to continue the school record streak. Prior to Pearl, the only other time the Tigers sold out of season tickets came in the 1999-2000 season
- Auburn averaged 8,221 in its 15 home games during the 2017-18 season, which included seven sellouts in the nine SEC games. The 8,221 average is the highest in Auburn Arena history
- In 23 full years as a head coach, Bruce Pearl's teams have finished either first or second in conference play 16 times
- At the Division I level, Pearl's teams have topped the 100-point mark 18 times, including a high of 124 in 2009 as well as 121 in the 2007 NCAA Tournament. In his second year as a coach at Southern Indiana the team averaged 101.7 ppg

- 7 National Coach of the Year Awards
- 2006 Basketball Times, CBSsportsline, Sporting News National Coach of the Year
- 2008 SEC Co-Coach of the Year
- 2008 Rupp Cup Co-winner
- 2006 & 2008 AP SEC Coach of the Year



WHAT THEY'RE SAYING...

"BP put me in perfect positions to showcase my game. A lot of guys get to college and some coaches don't showcase their full arsenal with what they can do. BP put me in perfect position to show everybody my skill-set. he worked me every single day, and he was on me. We have a great relationship. He is one of my favorite coaches to play for just because of his energy and passion. ... BP is like a father figure to me on and off the court. I think that was the biggest thing that sold me and why we still have a tight relationship today."

- Los Angeles Clippers' Tobias Harris

"When you put the style that Coach Pearl plays with the sixth man of this Auburn fanbase, it makes it a difficult environment."

- Daymeon Fishback, SEC Network

"Tremendous hire by Jay Jacobs - and that's not because I've worked with Bruce the last few years. The guy is a proven winner - and it's just a matter of time before he makes Auburn relevant nationally in basketball. He is one of those rare guys that can both coach, recruit - and get his guys to play hard on a consistent basis. This is the ultimate home run hire."

- Jeff Goodman, Stadium

"That environment at Auburn last night was as good as any other I've seen this year other than Duke and Kansas. It was that good."

- Jeff Goodman, Stadium after Feb. 14, 2018 win vs. Kentucky

"Bruce Pearl is so smart ... there is a culture change happening with Auburn Basketball."

- Laura Rutledge, SEC Network

"This (Auburn Arena) is a loud building. The energy and electricity in this building is second to none in the league right now. The energy in Auburn Arena is worth 10 points a night."

- Tom Hart, SEC Network

"I have no doubt that Bruce will continue to make Auburn relevant, not just in the SEC but nationally. It is not just about his extroverted and demonstrative personality but because of his ability to recruit high level players to Auburn, it's only going to be a matter of time before Auburn is competitive on a regular basis in the SEC."

- Andy Katz, NCAA.com

"Bruce Pearl is one of the best coaches in the country, and I think he is doing a terrific job building up the Auburn program, and I think that trajectory is going to continue in that direction. I think he is doing a great job."

- Jay Bilas, ESPN

"I think what Bruce Pearl has done at Auburn is amazing, the amount of excitement he has brought and the expectations have been raised. I saw them go on that run in the SEC Tournament and to do that with a team like that is such an incredibly, encouraging starting point for a program like that. I think the SEC is going to be on the rise on the whole, but Auburn hiring Bruce Pearl kick-started that across the board for the conference."

- Nicole Auerbach, The Athletic

BRUCE PEARL VS ALL TEAMS

Team	Ovr	H	A	N	First/Last	Team	Ovr	H	A	N	First/Last
Abilene Christian	2-0	1-0	--	1-0	1999/2000	Hillsdale	1-0	--	--	1-0	1994/1995
Air Force	1-1	1-0	0-1	--	2004/2004	Hofstra	1-0	--	--	1-0	2017/2017
Alabama	9-8	4-3	3-4	2-1	2005/2018	Huntington	1-0	1-0	--	--	2000/2000
Alabama A&M	1-0	1-0	--	--	2005/2005	Idaho State	1-0	--	--	1-0	2003/2003
American	1-0	--	--	1-0	2008/2008	Illinois	0-1	--	--	0-1	2005/2005
Appalachian State	1-0	1-0	--	--	2005/2005	Illinois-Chicago	6-5	5-1	1-3	0-1	2002/2005
Arkansas	7-6	4-3	2-2	1-1	2006/2018	Indiana-South Bend	1-0	1-0	--	--	1995/1995
Arkansas-Monticello	1-0	1-0	--	--	2007/2007	Indiana State	2-0	--	--	2-0	2002/2017
Armstrong State	1-0	1-0	--	--	1998/1998	Indiana Wesleyan	1-0	1-0	--	--	1995/1995
Ashland	6-0	3-0	3-0	--	1993/1995	Indiana Tech	1-0	1-0	--	--	1992/1992
Auburn	5-2	3-0	1-2	1-0	2006/2011	IUPUI-Fort Wayne	17-1	10-0	7-1	--	1993/2001
Austin Peay	1-0	1-0	--	--	2009/2009	IUPUI-Indianapolis	2-0	1-0	1-0	--	1994/1994
Bellarmine	19-1	10-1	7-0	2-0	1993/2001	Indianapolis	14-4	9-0	4-4	1-0	1993/2001
Belmont	3-0	3-0	--	--	2008/2010	Iowa State	0-1	--	0-1	--	2001/2001
Boise State	0-1	--	0-1	--	2004/2004	Kansas	1-2	1-0	0-1	0-1	2004/2010
Boston College	1-1	--	--	1-1	2005/2016	Kentucky	6-12	5-3	1-7	0-2	2006/2018
Butler	7-4	5-1	1-2	1-1	2002/2008	Kentucky State	5-1	3-0	2-1	--	1993/1995
UC-Riverside	1-0	--	--	1-0	1995/1995	Kentucky Wesleyan	11-16	8-2	2-12	1-2	1993/2001
Cal State-Bakersfield	0-1	--	--	0-1	1994/1994	Lemoyne-Owen	1-0	1-0	--	--	1999/1999
Cal State-San Bern.	1-0	--	--	1-0	1996/1996	Lewis	15-3	10-0	4-3	1-0	1993/2001
Cameron	1-0	--	--	1-0	1994/1994	Lincoln	1-0	1-0	--	--	1999/1999
Campbelsville	1-0	1-0	--	--	1993/1993	Lipscomb	1-0	1-0	--	--	2005/2005
Central Oklahoma	1-1	0-1	--	1-0	1995/1997	Long Beach State	1-0	--	--	1-0	2007/2007
Central Washington	0-1	--	--	0-1	1999/1999	Louisiana-Lafayette	5-0	4-0	1-0	--	2005/2014
Charleston	2-0	1-0	--	1-0	1995/2018	LSU	10-5	4-3	4-1	2-1	2006/2018
Charlotte	1-1	1-0	0-1	--	2010/2010	Louisville	0-2	--	0-1	0-1	2001/2008
Chicago State	2-0	1-0	1-0	--	2001/2003	Loyola	8-1	4-1	4-0	--	2002/2005
Clemson	0-2	--	0-1	0-1	2014/2018	Maine	1-0	--	--	1-0	2002/2002
Cleveland State	7-1	4-0	3-1	--	2002/2005	Manhattan	1-1	0-1	1-0	--	2004/2004
Coastal Carolina	2-1	1-1	1-0	--	2014/2016	Marquette	1-0	--	--	1-0	2008/2008
College of Charleston	1-1	1-1	--	--	2009/2010	Mars Hill	1-0	1-0	--	--	1996/1996
Colorado	0-3	0-1	0-2	--	2001/2015	Memphis	4-2	3-1	1-1	--	2006/2011
Columbus State	1-0	--	--	1-0	1997/1997	Mercer	2-0	2-0	--	--	2015/2016
Concordia-St. Paul	2-0	2-0	--	--	2001/2003	Michigan	0-1	--	--	0-1	2011/2011
Connecticut	2-1	1-0	1-0	0-1	2011/2017	Michigan State	0-1	--	--	0-1	2010/2010
Coppin State	1-0	1-0	--	--	2006/2006	Michigan Tech	1-0	--	--	1-0	2000/2000
Cornell	1-0	1-0	--	--	2017/2017	Middle Tennessee	7-1	4-0	2-1	1-0	2006/2017
Dayton	1-0	--	1-0	--	2017/2017	Milwaukee	1-0	1-0	--	--	2014/2014
Denver	1-0	--	--	1-0	1996/1996	Minnesota-Duluth	1-0	1-0	--	--	1997/1997
DePaul	1-0	--	--	1-0	2009/2009	Mississippi State	8-4	3-2	4-1	1-1	2006/2018
Detroit	8-2	3-1	4-1	1-0	2002/2005	Mississippi Valley State	2-0	1-0	1-0	--	2002/2002
East Carolina	1-0	--	--	1-0	2009/2009	Missouri	4-4	2-0	2-3	0-1	1992/2018
Eastern Kentucky	2-0	2-0	--	--	2005/2016	Missouri-St. Louis	9-0	4-0	5-0	--	1996/2001
East Tennessee State	3-0	3-0	--	--	2005/2009	Missouri Southern State	1-1	1-1	--	--	1993/2000
Ferris State	2-0	2-0	--	--	1999/2000	Missouri State	1-0	1-0	--	--	2010/2010
Florida	8-9	5-2	3-6	0-1	2006/2018	Montana	1-0	1-0	--	--	2003/2003
Florida International	1-0	--	--	1-0	2002/2002	Murray State	3-0	1-0	1-0	1-0	2005/2017
Florida Tech	1-0	1-0	--	--	1997/1997	Nebraska-Omaha	1-0	--	--	1-0	2001/2001
Fordham	1-0	--	--	1-0	2006/2006	New Hampshire	2-0	--	--	2-0	1994/1995
Gardner-Webb	1-0	1-0	--	--	2017/2017	New Mexico	1-0	--	--	1-0	2015/2015
Georgetown	1-0	--	--	1-0	2008/2008	Norfolk State	2-0	1-0	--	1-0	1995/2017
George Mason	1-0	1-0	--	--	2017/2017	North Alabama	1-0	1-0	--	--	2014/2014
Georgia	14-7	8-3	6-4	--	2002/2018	North Carolina	0-1	--	--	0-1	2006/2006
Georgia Southern	1-0	1-0	--	--	2015/2015	North Carolina A&T	2-0	2-0	--	--	2007/2009
Georgia State	1-0	1-0	--	--	2016/2016	North Carolina State	0-1	--	0-1	--	2003/2003
Gonzaga	1-2	0-1	--	1-1	2007/2009	North Florida	1-0	1-0	--	--	2016/2016
Grace	1-0	1-0	--	--	1995/1995	Northern Kentucky	15-7	7-2	4-4	4-1	1993/2001
Graceland	2-0	2-0	--	--	1992/1993	Northern Michigan	0-1	0-1	--	--	1993/1993
Grand Canyon	1-0	1-0	--	--	1992/1992	Northern State	1-0	--	--	1-0	1997/1997
Harvard	0-1	--	--	0-1	2015/2015	Northwestern State	1-0	1-0	--	--	2015/2015
Hawaii	1-1	--	1-1	--	2005/2015	Northwood	1-0	--	--	1-0	1999/1999
Henderson State	1-0	--	1-0	--	2000/2000	Notre Dame	0-1	--	--	0-1	2003/2003

BRUCE PEARL VS ALL TEAMS

Team	Ovr	H	A	N	First/Last	Team	Ovr	H	A	N	First/Last
Oakland	1-1	1-0	0-1	--	1997/1997	Tennessee	2-4	1-1	1-2	0-1	2015/2018
Oakland City	4-0	4-0	--	--	1997/2000	UT-Chattanooga	3-0	2-0	1-0	--	2007/2010
Ohio	1-0	--	--	1-0	2010/2010	Tennessee-Martin	2-0	2-0	--	--	2008/2010
Ohio State	2-2	1-0	0-1	1-1	2007/2010	Tennessee Tech	1-0	1-0	--	--	2006/2006
Oklahoma	1-0	--	--	1-0	2016/2016	Texas	2-1	1-0	1-0	0-1	2005/2007
Oklahoma City	1-0	--	--	1-0	1995/1995	Texas A&M	1-5	0-3	0-2	1-0	2015/2018
Oklahoma State	1-3	0-1	--	1-2	2005/2016	TCU	1-0	--	1-0	--	2017/2017
Ole Miss	7-7	4-3	2-4	1-0	2006/2018	Texas Southern	1-0	1-0	--	--	2014/2014
Olivet Nazarene	1-0	1-0	--	--	1996/1996	Texas Tech	1-1	--	0-1	1-0	2014/2016
Oregon State	1-0	--	--	1-0	2014/2014	Thomas	1-0	1-0	--	--	1998/1998
Pikeville	1-0	1-0	--	--	1997/1997	Truman State	1-0	1-0	--	--	1997/1998
Pittsburgh	1-0	--	1-0	--	2010/2010	Tulsa	0-1	--	--	0-1	2014/2014
Prairie View A&M	3-0	2-0	1-0	--	2003/2007	UAB	3-0	2-0	1-0	--	2015/2017
Puerto Rico-Mayaguez	2-0	2-0	--	--	1996/1997	UNC Asheville	3-0	3-0	--	--	2007/2009
Purdue	1-2	--	1-0	0-2	2005/2016	UNC Wilmington	1-0	--	--	1-0	2006/2006
Purdue-Calumet	1-0	1-0	--	--	1995/1995	Union	1-0	1-0	--	--	1992/1992
Quincy	12-3	7-0	4-2	1-1	1992/2001	USC Upstate	1-0	1-0	--	--	2016/2016
Rice	1-0	1-0	--	--	2004/2004	Valparaiso	2-2	1-0	1-2	--	2001/2004
Saginaw Valley State	1-0	1-0	--	--	1998/1998	Vanderbilt	9-8	6-2	3-6	--	2006/2018
San Diego State	1-0	--	--	1-0	2010/2010	Villanova	1-0	--	--	1-0	2007/2007
Santa Clara	0-1	--	0-1	--	2003/2003	Virginia	1-0	--	--	1-0	2007/2007
Siena	1-0	--	--	1-0	2008/2008	VCU	1-0	--	--	1-0	2010/2010
South Alabama	1-0	1-0	--	--	2006/2006	Virginia Tech	1-0	--	--	1-0	2001/2001
South Carolina	14-5	9-1	4-3	1-1	2006/2018	Washburn	1-0	--	--	1-0	1994/1994
USC-Spartanburg	1-0	1-0	--	--	1996/1996	Wayne State	2-0	1-0	--	1-0	1993/1999
South Dakota	1-0	--	--	1-0	1994/1994	Western Kentucky	2-0	1-0	--	1-0	2006/2007
South Dakota State	1-0	1-0	--	--	2004/2004	Western Michigan	0-2	0-1	0-1	--	2001/2001
Southern Illinois	0-2	0-1	0-1	--	2003/2003	West Virginia	1-0	--	--	1-0	2007/2007
SIU Edwardsville	16-2	10-0	6-2	--	1992/2001	Wichita State	0-1	--	--	0-1	2006/2006
SE Missouri State	0-1	--	--	0-1	2002/2002	Winona State	1-0	1-0	--	--	1994/1994
Southern Cal	0-2	0-1	0-1	--	2009/2010	Winthrop	3-0	2-0	--	1-0	2006/2017
Southwest Baptist	1-0	1-0	--	--	1993/1993	Wisconsin	0-4	0-1	0-3	--	2001/2004
SW Missouri State	1-0	--	1-0	--	2002/2002	Wisconsin-Green Bay	6-2	4-0	2-2	--	2002/2005
St. Francis	1-0	1-0	--	--	1997/1997	Wisconsin-Parkside	16-0	10-0	6-0	--	1993/2004
St. Joseph's	16-2	8-0	7-2	1-0	1993/2001	Wisconsin-Platteville	1-0	--	--	1-0	1995/1995
St. Louis	1-0	--	1-0	--	2004/2004	Wright State	8-0	4-0	4-0	--	2002/2005
Stonehill	1-0	1-0	--	--	1992/1992	Wyoming	1-0	1-0	--	--	2009/2009
Tampa	1-0	1-0	--	--	1994/1994	Xavier	2-1	1-0	1-1	--	2007/2015
Temple	1-2	1-0	0-1	0-1	2007/2017	Youngstown State	7-1	4-0	3-1	--	2002/2005

#WAREAGLE • #UNFINISHEDBUSINESS



AUBURN MEN'S BASKETBALL

IRA BOWMAN

Assistant Coach
1st year at Auburn



Ira Bowman joined the Auburn men's basketball staff as an assistant coach, head coach Bruce Pearl announced July 6, 2018.

Bowman comes to Auburn after spending the past six seasons at the University of Pennsylvania under head coach Steve Donahue. He was instrumental in the recruitment of team's top players and in the on-court development of the Quakers' perimeter players.

"When you're hiring a staff, it's all about surrounding yourself with people better than you," Pearl said. "Who can help these kids realize their full potential on and off the court? Who do I want to walk into a living room with and say to a parent that these are the men I want to surround your son with?"

"Ira Bowman is a former Ivy League Player of the Year, a self-made NBA player, a great father and a true role model. Even though he is from the east, I think he fits the profile of an Auburn man to a T."

Last season, Bowman helped lead Penn to a 24-9 record, an Ivy League title and a return to the NCAA Tournament for the first time in 11 seasons. It was the Quakers' first conference crown since 2006-07.

"I'm excited to be a part of Auburn basketball," Bowman said. "It has a great future and I'm blessed that Coach Pearl has chosen me to be a part of that. Coming off last season's SEC Championship, I know the guys coming back have a lot to prove. This is a great, resilient bunch and I'm just fortunate to be a part of it."

"I'm also looking forward to working under Director of Athletics Allen Greene, who is going to spearhead Auburn basketball into the future."

Bowman guided seven all-conference players during his tenure at Penn, including three during the 2017-18 season, and helped lead the Quakers to 74 wins.

The Newark, N.J. native arrived at Penn after spending four years at New Jersey Institute of Technology (NJIT), where he assisted in one of the top turnaround jobs in the country. The year before Bowman arrived at NJIT, the Highlanders were winless (0-29), and in his first season, they went 1-30. After that, the Highlanders went 15-15 overall including a 9-3 Great West Conference mark in 2010-11. His final year, NJIT went 15-17 overall and advanced to the Great West Conference championship game.

Before entering the collegiate coaching profession, Bowman spent four years as director of the Assist by Knight Foundation. In addition, he has experience with several aspects of the NBA including serving as an administrator at the NBA's FIBA Tournament in Las Vegas as well as participating in the NBA's Player Development Assistant Coaches Summit in 2007.

Bowman played two years at Penn, the 1994-95 and 1995-96 seasons, after transferring from Providence College. In his first year with the Quakers, Penn went 22-6 overall and 14-0 in Ivy League play en route to its third straight Ancient Eight title. Bowman was Second Team All-Ivy that season.

As a senior, Bowman was the Ivy League Player of the Year and First-Team All-Philadelphia Big 5 as he led the Quakers to a 17-10 record that included a 12-2 mark in Ivy play.

In his two seasons at Penn and two campaigns at Providence, Bowman combined for 918 points, 228 assists and 139 steals.

Following his playing days with the Quakers, Bowman enjoyed a professional playing career that included stints with the NBA's Philadelphia 76ers and Atlanta Hawks. He also played overseas in Italy and Australia, as well as the Continental Basketball Association.

Bowman played his high school career at Seton Hall Preparatory School where he is still the school's all-time leading scorer. He scored 1,488 points in his career, including 19.6 per game during his senior season when he led the team to a 31-1 record.

Bowman and his wife, Rayna, have one son, Jeremiah.



WES FLANIGANAssistant Coach
1st year at Auburn

Former Auburn standout Wes Flanigan has returned to his alma mater to join the men's basketball staff as an assistant coach, head coach Bruce Pearl announced April 16, 2018.

Flanigan was most recently the head coach at the University of Arkansas Little Rock for the past two seasons.

"Auburn basketball is very fortunate to have been able to attract and welcome home a former great in three-time captain Wes Flanigan," head coach Bruce Pearl said. "I've known Wes and admired his work for many years as a competitor. Known as a hard-working, tough-minded, passionate basketball coach and teacher, Wes will make our student-athletes better on and off the court."

Flanigan played with the Tigers from 1993-97 and was a four-year starter at point guard. He is the 22nd-leading scorer in program history with 1,228 points.

"Returning to Auburn is a dream come true for me," Flanigan said. "I've always wanted to come back to Auburn to coach basketball at some point. I want to thank Coach Pearl and the staff for giving me this opportunity."

"I've followed the program from afar over the years. I know our program is at an all-time high and I am looking forward to helping this staff, these players and Coach Pearl continue the success that they have already established. I'm happy to be a part of it."

Flanigan finished his career second in the Auburn record books with 573 assists. He is also fourth in career free throws with 338 makes from the charity stripe.

The Little Rock, Ark. native was the Southeastern Conference individual assist champion in 1996 when he dished out 214 dimes for an average of 6.7 per game.

Flanigan was named All-SEC as a junior in 1996 and was a member of the All-SEC Freshman Team in 1994.

Flanigan returns to The Plains after two stints with Little Rock, most recently as the head coach for the past two seasons.

While with the Trojans for seven seasons from 2004-08 and 2015-18, Flanigan helped Little Rock achieve new single-season program records for wins, Sun Belt Conference victories and road wins.

Flanigan and the Trojans won their first-ever outright Sun Belt title during the 2015-16 campaign and knocked off No. 5 seed Purdue in the NCAA Tournament.

The Trojans won 18 or more games twice during Flanigan's first run in Little Rock. In the 2007-08 season, the Trojans won 20 games while he served as the associate head coach and recruiting coordinator.

After his first stint at Little Rock, Flanigan was an assistant at UAB from 2008-10 where the Blazers won 47 games and matched a program record for wins a season with 25 set in the 2009-10 campaign.

Flanigan then went on to serve in the same capacity at Nebraska for two seasons (2010-12) before joining Mississippi State from 2012-15.

Flanigan got his first start in coaching at Northwest Mississippi Community College where he was an assistant coach from 1999-2004.


The 1992-93 Gatorade High School Player of the Year, Flanigan enrolled at Auburn and was a four-year letterwinner for the Tigers. He graduated with a degree in health promotion and was the recipient of the Cliff Hare Award, presented annually to the university's top student-athlete.

He and his wife, Katrina, have three sons: Michael Lewis, Allen and Collin.



STEVEN PEARL

Assistant Coach
5th year at Auburn



Steven Pearl, who was promoted to assistant coach on April 6, 2017, is entering his fifth year on the Auburn coaching staff.

In his two seasons as an assistant coach, Pearl has been instrumental in one of the biggest rebuilds – both on and off the court – in college basketball.

His duties on the bench include defense and in-game play calling. Pearl also has played a huge role in the development of Auburn's big men to go along with a fervent recruiting strategy.

Pearl has been in charge of the team's academics in one of the biggest success stories on campus. Since he arrived on The Plains in 2014, the Tigers have averaged an Academic Progress Rate of 995 (out of 1,000), which includes three perfect scores. In the previous four seasons, Auburn had an average score of 940.

The 2017-18 season was a record-breaking campaign as Auburn captured its third Southeastern Conference title in program history behind a 26-8 record, including 13-5 in conference play. The 26 wins were the second-most in a single season, while the Tigers accomplished 13 league wins for just the third time ever.

Auburn led the SEC wire-to-wire, leading from a Jan. 2 win at Tennessee until clinching the title March 3 in a victory against South Carolina.

Auburn made its ninth appearance in the NCAA Tournament in program history and first since 2003. The 2018 Tigers were the third team in the record books to have earned a 5 seed or higher.

Pearl helped coach four players who entered the NBA Draft, including center Austin Wiley, who was invited to the NBA Combine.

Big man Anfernee McLemore was named to the SEC All-Defensive Team after notching 73 blocks, the most by any player in the country to play in less than 30 games. Fellow post Chuma Okeke pulled down 197 rebounds in his first season on campus, the highest total by a freshman since Jeff Moore in 1984-85.

Pearl spent the 2015-16 and 2016-17 seasons as the director of basketball operations after his first year as an assistant strength and conditioning coach.

As the director of operations he was in charge of team travel while also helping plan team practices, working with the team's academics and all of the Auburn Basketball Camps.

Pearl was a four-year letterwinner for his father, Bruce Pearl, at Tennessee, playing in 101 games from 2007-11. He helped Tennessee to back-to-back SEC East Championships in 2008 and 2009, with the '08 team winning the league by two games over Kentucky and Mississippi State. He also appeared in the NCAA Tournament each year he was a part of the program with the Volunteers advancing to the Sweet 16 in 2007 and 2008 and the Elite 8 in 2010.

Pearl, who was a three-time member of the SEC Academic Honor Roll, graduated from Tennessee with a degree in Marketing and International Business in December 2010. He has also taken classes towards a graduate degree.

Following graduation, Pearl was a medical sales representative for Stryker Corp for three years before joining the Auburn staff.

Pearl played for West High School in Knoxville, Tenn., where he was an all-state and All-PrepXtra selection by the Knoxville News Sentinel. While in high school he led the U.S. Men's Basketball Team to a gold medal at the 2006 Maccabi Games in Sydney, Australia, an accomplishment he would repeat as a gold medal winner in the 2009 Maccabi Games in Israel.



CHAD PREWETT

Director of Operations
4th year at Auburn



Chad Prewett is entering his fourth season on head coach Bruce Pearl's staff and is first after being promoted to director of basketball operations in April 2017. He spent the previous three seasons as the special assistant to Pearl after joining the program in June 2014.

Prewett, who came to Auburn following a seven-year run at Lee-Scott Academy in Auburn, handles all of coach Bruce Pearl's coordinated external relations and events, was the team liaison with various departments on campus, including marketing and media relations.

Prewett is very involved with the Pearl's AURLIVE initiative to benefit cancer patients in the fight to beat cancer as well as the Bruce Pearl Fore the Children Golf Classic and Bruce, Barkley and Basketball Golf Classic. He directs all of the Bruce Pearl Basketball Camps.

He also offers support in the Auburn Tip-Off Club, which resumed activities in 2014-15 following a two-year break and saw the highest participation in club history.

Prewett joined the staff at Lee-Scott Academy in 2007 as both the boys and girls basketball and track coach. He led the varsity boys basketball team to the 2012 AISA State Championship, a runner-up finish in 2011 and the Final Four in 2009 and 2010. Over the years the Lee-Scott boys team's went 139-31. On the girls side he led the program to four AISA State Championships (2009, 2011, 2012, 2013), a runner-up finish in 2014 and the Final Four in 2008 and 2010.

Five times he was named the AISA All-Star Game Coach, he was the 2009 AISA Coach of the Year and the OA News Coach of the Year four times (2012 - boys; 2008, 2009, 2011 - girls). He also coached the AISA Track State Champions in 2009, 2010 and 2011.


Prior to Lee-Scott, Prewett was the varsity boys basketball and track coach at Faith Academy in Mobile from 2004-07. He led the boys basketball team to the 2006 AISA State Championship, the 2005 Final Four and was the 2006 AISA All-Star Game Coach and Coach of the Year. He led Faith Academy to a 63-21 record.

Prewett started his coaching career at Escambia Academy. From 1995-2004, he was a coach for the basketball, football, golf and track teams and added the title of Athletics Director from 1998-04. Escambia was awarded the AISA Chairman's Award for Outstanding Program in 1998, 1999 and 2000.

Prewett earned a bachelor's of science from Troy State University in 1994 in health, physical education and recreation and a master's degree in Foundations of Education in 2000. He and his wife, Tonya, have three daughters: Madison, Mallory and Mary Mykal.

MIKE BURGOMASTER

Assistant Director of Operations
3rd year at Auburn



Michael Burgomaster was promoted to assistant director of operations during the 2017-18 season and is entering his third year with the Auburn program. He spent the past season-plus as a graduate assistant.

The 2017-18 season was a banner year for the program as the Tigers won the 2018 Southeastern Conference title behind a 26-8 record, including 13-5 in conference play. It was Auburn's third league crown in program history (1960, 1999, 2018).

The Tigers advanced to the NCAA Tournament for the first time since 2003 and earned the No. 4 seed in the Midwest Region. Auburn defeated College of Charleston for its eighth-straight NCAA Tournament with at least one win, tied for Syracuse for the fourth-longest active streak in the country. The Tigers trail only North Carolina (16), Kansas (11) and Gonzaga (10) for the most consecutive NCAA Tournament appearances with at least one win.

Auburn ended the season ranked 19th in the final Associated Press poll. It was the first time the Tigers have ended the season ranked in the final AP poll since 2000 when it ended the campaign at No. 24.

Burgomaster arrived on The Plains from the University of Miami. While with the Hurricanes, he was a student manager for three years before being promoted to head manager in his fourth season. Burgomaster had a key hand in many areas under head coach Jim Larrañaga including player development, video coordination, camps, on-campus recruiting and analytics. He also was in charge of equipment.

During Burgomaster's tenure, Miami went to two Sweet Sixteens in 2013 and 2016 and also won both the ACC regular season and tournament championships in 2013.

Burgomaster earned his master's degree in business administration from Auburn University in December of 2017. The Westford, Mass. native received his bachelor of arts in finance from the University of Miami.

DAMON DAVIS

Strength & Conditioning Coach
10th year at Auburn



Damon Davis is in his seventh season as the strength and conditioning coach responsible for the training of men's basketball.

In his 10th year at Auburn, he also works with the men's and women's golf teams.

Davis spent his first four years at Auburn as assistant strength and conditioning coach, the last two with the baseball team.

Davis was an assistant strength and conditioning coach at the University of Iowa from 2004-08, working with baseball, track and field, cross country and softball while assisting all other sports. Prior to that, he was an intern with the Chicago Bulls from 2002-04.

The Petersburg, Ill., native received his bachelor's degree in Exercise Science from Western Illinois in 2003, and is working on his master's degree at Auburn.

Davis is a Certified Strength & Conditioning Specialist with the National Strength and Conditioning Association, is certified by the Collegiate Strength & Conditioning Coaches Association Strength & Conditioning Coach Certified and is certified as a Sports Performance Coach by United States of America Weightlifting.

He is married to the former Yari Schmidt of Rockford, Ill. They have two children, a son, Magnus and a daughter, Nellie Elizabeth.

CLARK PEARSON

Athletic Trainer
10th year at Auburn



Clark Pearson is in his ninth year at Auburn and his third working with coach Bruce Pearl and Auburn Basketball.

Pearson spent the previous six seasons as the head athletic trainer for football, overseeing the care, prevention and rehabilitation of injuries for the football team.

Pearson served as the head football athletic trainer at the University of Wisconsin for four years beginning in 2005. Prior to that, he was Assistant Athletic Trainer at the University of Oklahoma from 1997-2005.

He conducted a two-year research study while at Oklahoma in conjunction with the Gatorade Sports Science Institute -- "Salt Depletion and Cramping in Collegiate Football Players". He served on the 2001 Big 12 Athletic Training Staff of the Year.

At Wisconsin, Pearson completed a Post-Surgical Hamstring Pro-protocol Case Report and conducted the Collegiate Lineman Type II Diabetes Study. He was a participant in the Big Ten/NFL Shoe and Surface Study.

A native of Franklin, Ky., Pearson and his wife, Nancy, have a son, Bradley, and a daughter, Katherine. He earned a bachelor's degree in sports management from the University of Kentucky in 1995, and a master's degree in human relations from Oklahoma in 1997.

He is a member of the National Athletic Trainer's Association, the Southeastern Athletic Trainers' Association and the Alabama Athletic Trainers' Association.

DR. STEVEN LEATH

Auburn University President



Steven Leath became Auburn University's 19th president on June 19, 2017. As president, Dr. Leath brings extensive land-grant leadership expertise to advance Auburn's mission of instruction, research, and outreach.

As leader of a university renowned for its exceptional student experience, Dr. Leath champions programs that position Auburn students to lead in their professions and engage in their communities. Supporting Auburn's vision to inspire, innovate, and transform, Dr. Leath is focused on elevating Auburn's reputation as a partnership university and empowering students, faculty, and entrepreneurs to discover solutions and develop inventions to improve lives.

Since becoming president, Dr. Leath has launched a number of bold initiatives designed to strengthen Auburn's commitment to student success, transformative research, and scholarship. In support of the university's desire to reinforce instruction and innovation, Dr. Leath has committed to hire 500 new tenure-track, scholarship- and research-focused faculty members by 2022.

Under Dr. Leath's leadership, the university continues to augment the meaningful impact of academic discovery at Auburn. The Presidential Awards for Interdisciplinary Research initiative supports multidisciplinary research teams that will propel Auburn to higher levels of distinction and attract new sources of external funding. Additionally, the Presidential Graduate Research Fellowship recruits top-tier PhD scholars to partner with Auburn faculty in fields of established and emerging research. Both programs are advancing the university's goal of delivering practical solutions to real-world challenges.

A trained plant pathologist, Dr. Leath served at three universities prior to Auburn, playing a key role in advancing teaching, research, and economic development at each, most recently as president of Iowa State University (ISU).

During Dr. Leath's tenure at ISU, the university achieved its highest student graduation rate, lowered student debt, grew research expenditures, set fundraising records, and secured its largest private gift for an academic facility and largest cash gift. He also led efforts for the 200-acre expansion of ISU's research park, generating new jobs and attracting new companies, industry partnerships, and government collaborations.

Dr. Leath also previously served as vice president for research and sponsored programs for the University of North Carolina System, and he held several prominent positions at North Carolina State University. Dr. Leath began his academic career at the University of Illinois, Urbana, as an extension plant pathologist.

Dr. Leath holds a BS in plant science from Pennsylvania State University, MS in plant science from the University of Delaware, and PhD in plant pathology from the University of Illinois.

Dr. Leath and his wife, Janet, have two sons, Eric and Scott, and a yellow Labrador retriever, Quill.

ALLEN GREENE

Director of Athletics



Allen Greene, known as a dynamic and energetic leader, is in his first year at Auburn after being named the program's 15th director of athletics on January 18, 2018. Greene served in the same capacity at the University at Buffalo from November 2015 until his arrival at Auburn.

One of the youngest athletics directors in the NCAA power five ranks, Greene, 41, is highly regarded by his peers. A former baseball player at the University of Notre Dame, he is actively engaged in the National Association of Collegiate Directors of Athletics, Minority Opportunities Athletics Association, and LEAD1, an association dedicated to preparing today's students to be tomorrow's leaders.

Greene's tenure as director of athletics at the University at Buffalo is noted for success on the field and in the classroom, as well as for donor and corporate development efforts that led to an array of facility enhancements.

Competitively, UB Athletics sent four teams to the NCAA tournament in a two-year span including men's and women's basketball in 2016, the first time a men's and women's MAC school won both titles since 2002.

In the classroom, UB sports teams achieved a GPA of 3.00 or better for 11 consecutive semesters, with football earning their highest team GPA in the programs Division I history.

Greene was instrumental in building donor and corporate support for UB athletics, including arranging an apparel partnership with Nike. He also spearheaded development of the UB athletics facilities master plan and led several capital projects, including the approval of an \$18 million, 92,000 square-foot indoor practice facility that had been on the docket for nearly two decades.

Prior to being named director of athletics at the University at Buffalo, Greene served as the senior associate athletic director for administration and deputy director of athletics at UB. As deputy director of athletics, Greene oversaw the day-to-day operations of the athletic department and was in charge of UB's football and men's and women's basketball programs, including scheduling, game contracts, student-athlete management and post season planning.

Greene also has experience working in the Southeastern Conference, having led several important business development and fundraising functions at the University of Mississippi. Prior to joining Ole Miss, Greene spent two years working as an athletics fundraiser for Notre Dame and five years in its compliance office.

A graduate of Notre Dame with a degree in finance, Greene was a three-year starter for the Fighting Irish baseball team. Greene was selected by the New York Yankees in the 1998 MLB draft and played three years in its minor league system. Greene later received his master's degree from Indiana University.

Greene and his wife Christy, have three children, daughters Rian and Seneca, and son Samuel.



**2017-18 Auburn Men's Basketball
Auburn Combined Team Statistics (as of Mar 23, 2018)
All games**



Overall record: 26-8 Conf: 13-5 Home: 15-1 Away: 7-4 Neutral: 4-3

#	Player	gp-gs	min	Total		3-Point		F-Throw		Rebounds				pf	dq	a	to	blk	stl	pts	avg	
				fg	fga	fg%	3fg	3fga	3fg%	ft	fta	ft%	off									def
05	HERON, Mustapha	32-32	916	28.6	172-392	.439	43-130	.331	139-173	.803	41	129	170	5.3	82	3	30	66	2	38	526	16.4
02	BROWN, Bryce	33-33	1031	31.2	169-421	.401	107-280	.382	79-102	.775	19	46	65	2.0	55	0	55	43	7	32	524	15.9
01	HARPER, Jared	34-34	1038	30.5	111-308	.360	61-172	.355	166-202	.822	14	68	82	2.4	63	2	185	72	1	40	449	13.2
13	MURRAY, Desean	34-34	812	23.9	112-246	.455	18-56	.321	100-119	.840	92	137	229	6.7	81	2	59	63	19	30	342	10.1
04	OKEKE, Chuma	34-0	734	21.6	92-201	.458	34-87	.391	37-55	.673	69	128	197	5.8	66	1	38	27	25	23	255	7.5
24	MCLEMORE, Anfernee	27-21	525	19.4	74-139	.532	18-46	.391	35-48	.729	49	93	142	5.3	70	1	14	24	73	20	201	7.4
14	DUNBAR, Malik	34-3	481	14.1	70-167	.419	27-78	.346	18-31	.581	18	65	83	2.4	65	1	8	27	8	13	185	5.4
00	SPENCER, Horace	34-13	587	17.3	58-111	.523	0-1	.000	44-61	.721	49	118	167	4.9	99	3	28	37	43	38	160	4.7
10	MITCHELL, Davion	34-0	582	17.1	45-105	.429	15-52	.288	21-31	.677	9	30	39	1.1	73	1	63	38	1	18	126	3.7
54	COLLIER, Thomas	5-0	10	2.0	1-2	.500	0-0	.000	0-0	.000	0	2	2	0.4	3	0	0	1	0	0	2	0.4
41	BLACKSTOCK, Cole	13-0	19	1.5	0-0	.000	0-0	.000	4-4	1.000	0	4	4	0.3	5	0	0	0	1	0	4	0.3
21	KEIM, Patrick	13-0	21	1.6	1-2	.500	1-2	.500	1-4	.250	0	2	2	0.2	6	0	0	4	0	0	4	0.3
25	EASTERLING, Brett	8-0	15	1.9	1-2	.500	0-1	.000	0-0	.000	0	1	1	0.1	1	0	0	1	0	0	2	0.3
22	MACOY, Will	10-0	17	1.7	0-5	.000	0-3	.000	2-4	.500	1	2	3	0.3	2	0	0	0	0	0	2	0.2
12	WILLIAMS, Devontae	8-0	11	1.4	0-1	.000	0-0	.000	1-2	.500	0	1	1	0.1	1	0	1	2	0	0	1	0.1
	Team																					
	Total.....	34	6799		906-2102	.431	324-908	.357	647-836	.774	407	882	1289	37.9	673	14	481	410	180	252	2783	81.9
	Opponents.....	34	6800		838-1961	.427	273-777	.351	539-747	.722	343	861	1204	35.4	700	-	439	516	111	207	2488	73.2

TEAM STATISTICS	AU	OPP	Date	Opponent	Score	Att.	
SCORING	2783	2488	11/10/17	NORFOLK STATE	w 102-74	7419	
Points per game	81.9	73.2	! 11/16/17	vs Indiana State	w 83-64	2136	
Scoring margin	+8.7	-	! 11/17/17	vs Temple	L 74-88	1970	
FIELD GOALS-ATT	906-2102	838-1961	! 11/19/17	vs Hofstra	w 89-78	2263	
Field goal pct	.431	.427	11/24/17	WINTHROP	w 119-85	7197	
3 POINT FG-ATT	324-908	273-777	11/29/17	at Dayton	w 73-60	13125	
3-point FG pct	.357	.351	12/03/17	GEORGE MASON	w 79-63	6164	
3-pt FG made per game	9.5	8.0	12/06/17	GARDNER-WEBB	w 80-55	6232	
FREE THROWS-ATT	647-836	539-747	12/09/17	UAB	w 85-80	7565	
Free throw pct	.774	.722	12/16/17	vs Middle Tennessee	w 76-70	7209	
F-Throws made per game	19.0	15.9	12/19/17	at Murray St.	w 81-77	6478	
REBOUNDS	1289	1204	12/23/17	UCONN	w 89-64	8039	
Rebounds per game	37.9	35.4	12/30/17	CORNELL	w 98-77	8493	
Rebounding margin	+2.5	-	* 01/02/18	at Tennessee	w 94-84	14755	
ASSISTS	481	439	* 01/06/18	ARKANSAS	w 88-77	8950	
Assists per game	14.1	12.9	* 01/09/18	OLE MISS	w 85-70	9121	
TURNOVERS	410	516	* 01/13/18	at Mississippi State	w 76-68	8443	
Turnovers per game	12.1	15.2	* 01/17/18	at Alabama	L 71-76	15383	
Turnover margin	+3.1	-	* 01/20/18	GEORGIA	w 79-65	9121	
Assist/turnover ratio	1.2	0.9	* 01/24/18	at Missouri	w 91-73	15061	
STEALS	252	207	* 01/27/18	LSU	w 95-70	9121	
Steals per game	7.4	6.1	* 01/30/18	at Ole Miss	w 79-70	8043	
BLOCKS	180	111	* 02/03/18	VANDERBILT	w 93-81	9121	
Blocks per game	5.3	3.3	* 02/07/18	TEXAS A&M	L 80-81	7631	
ATTENDANCE	131537	184704	* 02/10/18	at Georgia	w 78-61	10523	
Home games-Avg/Game	16-8221	11-12095	* 02/14/18	KENTUCKY	w 76-66	9121	
Neutral site-Avg/Game	-	7-7380	* 02/17/18	at South Carolina	L 75-84	14995	
Score by Periods	1st	2nd	Totals	* 02/21/18	ALABAMA	w 90-71	9121
Auburn	1324	1459	2783	* 02/24/18	at Florida	L 66-72	10503
Opponents	1184	1304	2488	* 02/27/18	at Arkansas	L 82-91	15733
				* 03/03/18	SOUTH CAROLINA	w 79-70	9121
				03/09/18	vs Alabama	L 63-81	16364
				^ 03/16/18	vs Col. of Charleston	w 62-58	10092
				^ 03/18/18	vs Clemson	L 53-84	11628

! = Gildan Charleston Classic (Charleston, SC)
* = Conference game
^ = NCAA Tournament First and Second Rounds (San Diego, CA)

#WAREAGLE • #UNFINISHEDBUSINESS

AUBURN MEN'S BASKETBALL



**2017-18 Auburn Men's Basketball
Auburn Combined Team Statistics (as of Mar 23, 2018)
Conference games only**



RECORD:	OVERALL	HOME	AWAY	NEUTRAL
ALL GAMES	13-5	8-1	5-4	0-0
CONFERENCE	13-5	8-1	5-4	0-0
NON-CONFERENCE	0-0	0-0	0-0	0-0

WAREAGLE • # UNFINISHED BUSINESS

##	Player	gp-gs	min	avg	Total		3-Point		F-Throw		Rebounds			pf	dq	a	to	blk	stl	pts	avg	
					fg-fga	fg%	3fg-fga	3fg%	ft-fa	ft%	off	def	tot									avg
05	HERON, Mustapha	17-17	514	30.2	96-215	.447	26-75	.347	73-88	.830	26	66	92	5.4	45	1	16	34	2	19	291	17.1
02	BROWN, Bryce	17-17	529	31.1	90-216	.417	61-143	.427	45-56	.804	7	24	31	1.8	29	0	21	20	2	17	286	16.8
01	HARPER, Jared	18-18	587	32.6	64-171	.374	29-92	.315	116-137	.847	4	35	39	2.2	34	1	106	42	1	26	273	15.2
13	MURRAY, Desean	18-18	435	24.2	51-120	.425	7-28	.250	66-76	.868	46	69	115	6.4	45	1	35	29	10	17	175	9.7
04	OKEKE, Chuma	18-0	384	21.3	51-104	.490	21-48	.438	13-21	.619	34	63	97	5.4	31	1	19	14	13	14	136	7.6
24	MCLEMORE, Anfernee	14-14	258	18.4	31-67	.463	12-27	.444	16-23	.696	19	42	61	4.4	37	0	4	5	29	10	90	6.4
14	DUNBAR, Malik	18-2	267	14.8	33-86	.384	15-42	.357	7-13	.538	8	43	51	2.8	35	0	5	17	2	10	88	4.9
00	SPENCER, Horace	18-4	319	17.7	31-58	.534	0-1	.000	21-30	.700	27	51	78	4.3	58	3	13	18	21	16	83	4.6
10	MITCHELL, Davion	18-0	288	16.0	20-49	.408	6-23	.261	6-9	.667	5	12	17	0.9	36	1	32	23	1	9	52	2.9
41	BLACKSTOCK, Cole	5-0	4	0.8	0-0	.000	0-0	.000	2-2	1.000	0	2	2	0.4	2	0	0	0	0	0	2	0.4
22	MACOY, Will	4-0	3	0.8	0-1	.000	0-1	.000	1-2	.500	0	1	1	0.3	0	0	0	0	0	0	1	0.3
21	KEIM, Patrick	5-0	4	0.8	0-0	.000	0-0	.000	0-0	.000	0	0	0	0.0	2	0	0	1	0	0	0	0.0
12	WILLIAMS, Devontae	3-0	2	0.7	0-0	.000	0-0	.000	0-0	.000	0	0	0	0.0	0	0	0	0	0	0	0	0.0
25	EASTERLING, Brett	3-0	3	1.0	0-0	.000	0-0	.000	0-0	.000	0	0	0	0.0	1	0	0	0	0	0	0	0.0
54	COLLIER, Thomas	1-0	2	2.0	0-0	.000	0-0	.000	0-0	.000	0	0	0	0.0	0	0	0	0	0	0	0	0.0
Team											28	30	58	1	3							
Total.....		18	3599	467-1087	.430	177-480	.369	366-457	.801	204	438	642	35.7	356	8	251	206	81	138	1477	82.1	
Opponents.....		18	3600	454-1023	.444	135-391	.345	287-398	.721	184	457	641	35.6	374	-	231	271	70	103	1330	73.9	

TEAM STATISTICS	AU	OPP	Date	Opponent	Score	Att.
SCORING	1477	1330	* 01/02/18	at Tennessee	w 94-84	14755
Points per game	82.1	73.9	* 01/06/18	ARKANSAS	w 88-77	8950
Scoring margin	+8.2	-	* 01/09/18	OLE MISS	w 85-70	9121
FIELD GOALS-ATT	467-1087	454-1023	* 01/13/18	at Mississippi State	w 76-68	8443
Field goal pct	.430	.444	* 01/17/18	at Alabama	L 71-76	15383
3 POINT FG-ATT	177-480	135-391	* 01/20/18	GEORGIA	w 79-65	9121
3-point FG pct	.369	.345	* 01/24/18	at Missouri	w 91-73	15061
3-pt FG made per game	9.8	7.5	* 01/27/18	LSU	w 95-70	9121
FREE THROWS-ATT	366-457	287-398	* 01/30/18	at Ole Miss	w 79-70	8043
Free throw pct	.801	.721	* 02/03/18	VANDERBILT	w 93-81	9121
F-Throws made per game	20.3	15.9	* 02/07/18	TEXAS A&M	L 80-81	7631
REBOUNDS	642	641	* 02/10/18	at Georgia	w 78-61	10523
Rebounds per game	35.7	35.6	* 02/14/18	KENTUCKY	w 76-66	9121
Rebounding margin	+0.1	-	* 02/17/18	at South Carolina	L 75-84	14995
ASSISTS	251	231	* 02/21/18	ALABAMA	w 90-71	9121
Assists per game	13.9	12.8	* 02/24/18	at Florida	L 66-72	10503
TURNOVERS	206	271	* 02/27/18	at Arkansas	L 82-91	15733
Turnovers per game	11.4	15.1	* 03/03/18	SOUTH CAROLINA	w 79-70	9121
Turnover margin	+3.6	-				
Assist/turnover ratio	1.2	0.9				
STEALS	138	103				
Steals per game	7.7	5.7				
BLOCKS	81	70				
Blocks per game	4.5	3.9				
ATTENDANCE	80428	113439				
Home games-Avg/Game	9-8936	9-12604				
Neutral site-Avg/Game	-	0-0				

! = Gildan Charleston Classic (Charleston, SC)
 * = Conference game
 ^ = NCAA Tournament First and Second Rounds (San Diego, CA)

Score by Periods	1st	2nd	Totals
Auburn	663	814	1477
Opponents	668	662	1330

AUBURN MEN'S BASKETBALL



2017-18 Auburn Men's Basketball
 Auburn Season Schedule/Results & Leaders (as of Mar 23, 2018)
All games



RECORD:	OVERALL	HOME	AWAY	NEUTRAL
ALL GAMES	26-8	15-1	7-4	4-3
CONFERENCE	13-5	8-1	5-4	0-0
NON-CONFERENCE	13-3	7-0	2-0	4-3

Date	Opponent	Score	Att.	High Points	High Rebounds
11/10/17	NORFOLK STATE	W 102-74	7419	(31)BROWN, Bryce	(7)MCLEMORE, Anfernee (7)MURRAY, Desean
11/16/17	!vs Indiana State	W 83-64	2136	(15)BROWN, Bryce	(12)MURRAY, Desean
11/17/17	!vs Temple	74-88 L	1970	(19)MCLEMORE, Anfernee	(11)MURRAY, Desean
11/19/17	!vs Hofstra	W 89-78	2263	(22)HERON, Mustapha	(6)MURRAY, Desean (6)OKEKE, Chuma
11/24/17	WINTHROP	W 119-85	7197	(31)HERON, Mustapha	(10)HERON, Mustapha
11/29/17	at Dayton	W 73-60	13125	(21)HERON, Mustapha	(13)MCLEMORE, Anfernee
12/03/17	GEORGE MASON	W 79-63	6164	(19)HERON, Mustapha	(10)MCLEMORE, Anfernee
12/06/17	GARDNER-WEBB	W 80-55	6232	(20)MURRAY, Desean	(11)MCLEMORE, Anfernee
12/09/17	UAB	W 85-80	7565	(27)BROWN, Bryce	(9)MCLEMORE, Anfernee
12/16/17	vs Middle Tennessee	W 76-70	7209	(16)HARPER, Jared (16)HERON, Mustapha	(7)SPENCER, Horace
12/19/17	at Murray St.	W 81-77	6478	(18)MURRAY, Desean	(9)MURRAY, Desean
12/23/17	UCONN	W 89-64	8039	(13)HERON, Mustapha (13)MURRAY, Desean	(10)SPENCER, Horace
12/30/17	CORNELL	W 98-77	8493	(19)BROWN, Bryce	(10)OKEKE, Chuma
01/02/18	*at Tennessee	W 94-84	14755	(18)BROWN, Bryce (18)HARPER, Jared	(9)MCLEMORE, Anfernee (9)SPENCER, Horace
01/06/18	*ARKANSAS	W 88-77	8950	(17)HERON, Mustapha	(8)MURRAY, Desean
01/09/18	*OLE MISS	W 85-70	9121	(16)MURRAY, Desean	(9)MCLEMORE, Anfernee
01/13/18	*at Mississippi State	W 76-68	8443	(23)BROWN, Bryce	(9)MURRAY, Desean
01/17/18	*at Alabama	71-76 L	15383	(12)BROWN, Bryce	(10)MURRAY, Desean
01/20/18	*GEORGIA	W 79-65	9121	(28)BROWN, Bryce	(8)MCLEMORE, Anfernee
01/24/18	*at Missouri	W 91-73	15061	(21)HARPER, Jared	(11)HERON, Mustapha
01/27/18	*LSU	W 95-70	9121	(21)HERON, Mustapha	(9)HERON, Mustapha
01/30/18	*at Ole Miss	W 79-70	8043	(23)BROWN, Bryce	(10)MURRAY, Desean
02/03/18	*VANDERBILT	W 93-81	9121	(25)BROWN, Bryce	(5)MURRAY, Desean (5)HERON, Mustapha
02/07/18	*TEXAS A&M	80-81 L	7631	(28)HERON, Mustapha	(4)HARPER, Jared (4)MURRAY, Desean (4)HERON, Mustapha
02/10/18	*at Georgia	W 78-61	10523	(24)HARPER, Jared	(7)MURRAY, Desean
02/14/18	*KENTUCKY	W 76-66	9121	(18)HARPER, Jared (18)BROWN, Bryce	(11)MCLEMORE, Anfernee (11)MURRAY, Desean
02/17/18	*at South Carolina	75-84 L	14995	(16)HERON, Mustapha	(9)OKEKE, Chuma
02/21/18	*ALABAMA	W 90-71	9121	(21)HARPER, Jared	(10)OKEKE, Chuma
02/24/18	*at Florida	66-72 L	10503	(22)HERON, Mustapha	(10)OKEKE, Chuma
02/27/18	*at Arkansas	82-91 L	15733	(28)HERON, Mustapha	(10)OKEKE, Chuma
03/03/18	*SOUTH CAROLINA	W 79-70	9121	(29)BROWN, Bryce	(9)OKEKE, Chuma
03/09/18	vs Alabama	63-81 L	16364	(18)HERON, Mustapha	(8)MURRAY, Desean
03/16/18	^vs Col. of Charleston	W 62-58	10092	(16)HERON, Mustapha	(9)OKEKE, Chuma
03/18/18	^vs Clemson	53-84 L	11628	(12)BROWN, Bryce (12)HERON, Mustapha	(9)SPENCER, Horace

! = Gildan Charleston Classic (Charleston, SC)
 * = Conference game
 ^ = NCAA Tournament First and Second Rounds (San Diego, CA)

Attendance Summary	Games	Attend	Avg/Game
Home	16	131537	8221
Away	11	133042	12095
Neutral	7	51662	7380
Total	34	316241	9301

#WAREAGLE • #UNFINISHEDBUSINESS

AUBURN MEN'S BASKETBALL



2017-18 Auburn Men's Basketball
Auburn Team Game-by-Game Comparison (as of Mar 23, 2018)
All games



Opponent	1st	2nd	Score	Mar	Total FG	FG Pct	3-Pointers	3FG Pct	Free Throws	FT Pct	Rebounds	Assist	T/Over	Block	Steal	Fouls
NORFOLK STATE	49/32	53/42	102-74	+28	35-63/21-61	.556/.344	8-22/12-34	.364/.353	24-30/20-27	.800/.741	42/29 +13	17/15	16/16	9/3	8/11	21/26
Indiana State	48/27	35/37	83-64	+19	27-64/17-56	.422/.304	6-20/6-20	.300/300	23-31/24-30	.742/.800	45/37 +8	16/12	15/21	9/4	9/7	28/21
Temple	31/32	43/56	74-88	(14)	27-75/30-61	.360/.492	8-33/10-26	.242/.385	12-17/18-22	.706/.818	44/40 +4	15/16	9/11	5/3	5/4	16/18
Hofstra	49/50	40/28	89-78	+11	32-54/29-56	.593/.518	9-19/11-28	.474/.393	16-21/9-18	.762/.500	35/24 +11	11/15	16/13	6/0	8/6	19/18
WINTHROP	58/36	61/49	119-85	+34	42-68/29-67	.618/.433	14-25/13-31	.560/.419	21-28/14-23	.750/.609	42/28 +14	22/15	13/16	2/4	9/5	24/23
Dayton	35/24	38/36	73-60	+13	22-57/17-47	.386/.362	10-25/6-20	.400/300	19-24/20-27	.792/.741	38/32 +6	12/10	11/19	5/2	6/5	22/23
GEORGE MASON	39/28	40/35	79-63	+16	25-61/21-60	.410/.350	10-30/12-26	.333/.462	19-24/9-10	.792/.900	46/30 +16	15/15	18/19	7/2	6/11	14/21
GARDNER-WEBB	42/28	38/27	80-55	+25	29-70/20-56	.414/.357	13-32/6-22	.406/.273	9-15/9-14	.600/.643	52/30 +22	19/9	15/16	10/4	12/11	13/13
UAB	47/40	38/40	85-80	+5	26-60/25-55	.433/.455	11-25/7-20	.440/.350	22-28/23-26	.786/.885	35/31 +4	10/14	9/9	2/3	7/4	22/19
Middle Tennessee	42/25	34/45	76-70	+6	25-51/21-50	.490/.420	6-22/11-22	.273/.500	20-26/17-25	.769/.680	34/29 +5	18/13	21/24	6/1	8/15	20/25
Murray St.	42/36	39/41	81-77	+4	27-64/26-69	.422/.377	12-27/9-24	.444/.375	15-17/16-23	.882/.696	41/45 (4)	11/13	12/11	10/5	3/6	20/16
UCONN	47/24	42/40	89-64	+25	29-72/23-67	.403/.343	12-34/4-18	.353/.222	19-23/14-18	.826/.778	45/44 +1	18/7	8/13	7/4	4/0	17/22
CORNELL	47/35	51/42	98-77	+21	35-69/27-69	.507/.391	8-25/8-25	.320/.320	20-26/15-19	.769/.789	47/30 +17	20/12	13/14	10/0	8/6	19/22
Tennessee	42/36	52/48	94-84	+10	30-74/24-58	.405/.414	9-31/6-21	.290/.286	25-29/30-37	.862/.811	46/38 +8	17/14	10/15	5/3	9/3	29/25
ARKANSAS	47/30	41/47	88-77	+11	30-58/30-62	.517/.484	11-20/4-19	.550/.211	17-22/13-19	.773/.684	30/35 (5)	15/13	9/11	3/4	7/6	16/17
OLE MISS	35/45	50/25	85-70	+15	25-56/22-65	.446/.338	6-22/8-29	.273/.276	29-37/18-27	.784/.667	44/41 +3	16/8	15/12	8/4	5/6	20/27
Mississippi State	24/35	52/33	76-68	+8	21-60/24-59	.350/.407	9-21/5-23	.429/.217	25-32/15-22	.781/.682	39/42 (3)	8/10	7/12	3/8	7/3	19/24
Alabama	33/30	38/46	71-76	(5)	24-61/25-51	.393/.490	9-26/10-23	.346/.435	14-22/16-25	.636/.640	35/37 (2)	11/12	14/19	4/8	9/8	21/25
GEORGIA	26/40	53/25	79-65	+14	24-57/20-49	.421/.408	10-26/6-16	.385/.375	21-23/19-21	.913/.905	27/34 (7)	12/7	9/19	6/2	14/5	21/20
Missouri	41/36	50/37	91-73	+18	27-61/22-54	.443/.407	14-32/11-30	.438/.367	23-26/18-22	.885/.818	30/41 (11)	15/11	8/20	9/4	11/4	21/19
LSU	51/32	44/38	95-70	+25	33-61/25-58	.541/.431	14-32/4-18	.438/.222	15-19/16-19	.789/.842	38/24 +14	21/12	17/16	4/1	7/11	20/15
Ole Miss	38/36	41/34	79-70	+9	26-67/25-61	.388/.410	9-28/5-21	.321/.238	18-26/15-20	.692/.750	42/41 +1	15/11	11/17	3/4	4/6	21/25
VANDERBILT	45/35	48/46	93-81	+12	32-57/28-53	.561/.528	17-26/10-19	.654/.526	12-17/15-19	.706/.789	25/28 (3)	18/14	12/16	4/1	8/6	18/18
TEXAS A&M	36/46	44/35	80-81	(1)	26-50/33-61	.520/.541	7-21/9-18	.333/.500	21-24/6-9	.875/.667	22/33 (11)	14/19	14/16	4/3	7/7	13/20
Georgia	40/31	38/30	78-61	+17	29-57/22-49	.509/.449	11-25/7-25	.440/.280	9-15/10-13	.600/.769	31/27 +4	11/15	9/13	3/0	5/3	16/11
KENTUCKY	39/33	37/33	76-66	+10	22-60/25-54	.367/.463	8-27/3-14	.296/.214	24-28/13-20	.857/.650	34/36 (2)	12/9	7/14	5/4	9/2	17/21
South Carolina	25/46	50/38	75-84	(9)	20-63/25-58	.317/.431	5-27/6-19	.185/.316	30-38/28-37	.789/.757	44/38 +6	8/13	16/15	6/5	5/11	28/29
ALABAMA	40/35	50/36	90-71	+19	29-68/24-52	.426/.462	12-34/9-26	.353/.346	20-26/14-22	.769/.636	41/35 +6	19/14	9/17	6/5	14/4	16/21
Florida	24/33	42/39	66-72	(6)	25-56/26-59	.446/.441	8-23/13-28	.348/.464	8-10/7-16	.800/.438	41/31 +10	13/17	16/8	3/5	3/8	18/13
Arkansas	42/52	40/39	82-91	(9)	22-64/31-59	.344/.525	7-28/10-19	.250/.526	31-34/19-30	.912/.633	37/39 (2)	11/19	11/11	0/8	2/5	25/20
SOUTH CAROLINA	35/37	44/33	79-70	+9	22-57/23-61	.386/.377	11-31/9-23	.355/.391	24-29/15-20	.828/.750	36/41 (5)	15/13	12/20	5/1	12/5	17/24
Alabama	41/31	22/50	63-81	(18)	20-62/26-52	.323/.500	8-33/8-22	.242/.364	15-22/21-30	.682/.700	33/44 (11)	7/13	10/15	4/0	7/3	25/20
Col. of Charleston	25/25	37/33	62-58	+4	21-59/23-51	.356/.451	5-24/5-22	.208/.227	15-32/7-14	.469/.500	36/40 (4)	10/10	12/21	4/0	10/6	18/23
Clemson	19/43	34/41	53-84	(31)	17-66/29-61	.258/.475	7-32/10-26	.219/.385	12-15/16-23	.800/.696	32/50 (18)	9/19	6/7	3/6	4/4	19/16

Note: Game totals are displayed in the format TEAM/OPPONENT for each category

#WAREAGLE • #UNFINISHEDBUSINESS

AUBURN MEN'S BASKETBALL





**2017-18 Auburn Men's Basketball
Auburn Team Game-by-Game (as of Mar 23, 2018)
All games**



TEAM STATISTICS

Opponent	Date	Score	W/L	Total		3-Pointers		Free throws		Rebounds				pf	a	t/o	blk	stl	pts	avg
				fg-fga	pct	3fg-fga	pct	ft-fa	pct	off	def	tot	avg							
NORFOLK STATE	11/10/17	102-74	W	35-63	.556	8-22	.364	24-30	.800	9	33	42	42.0	21	17	16	9	8	102	102.0
vs Indiana State	11/16/17	83-64	W	27-64	.422	6-20	.300	23-31	.742	12	33	45	43.5	28	16	15	9	9	83	92.5
vs Temple	11/17/17	74-88	L	27-75	.360	8-33	.242	12-17	.706	19	25	44	43.7	16	15	9	5	5	74	86.3
vs Hofstra	11/19/17	89-78	W	32-54	.593	9-19	.474	16-21	.762	10	25	35	41.5	19	11	16	6	8	89	87.0
WINTHROP	11/24/17	119-85	W	42-68	.618	14-25	.560	21-28	.750	11	31	42	41.6	24	22	13	2	9	119	93.4
at Dayton	11/29/17	73-60	W	22-57	.386	10-25	.400	19-24	.792	13	25	38	41.0	22	12	11	5	6	73	90.0
GEORGE MASON	12/03/17	79-63	W	25-61	.410	10-30	.333	19-24	.792	16	30	46	41.7	14	15	18	7	6	79	88.4
GARDNER-WEBB	12/06/17	80-55	W	29-70	.414	13-32	.406	9-15	.600	23	29	52	43.0	13	19	15	10	12	80	87.4
UAB	12/09/17	85-80	W	26-60	.433	11-25	.440	22-28	.786	14	21	35	42.1	22	10	9	2	7	85	87.1
vs Middle Tennessee	12/16/17	76-70	W	25-51	.490	6-22	.273	20-26	.769	7	27	34	41.3	20	18	21	6	8	76	86.0
at Murray St.	12/19/17	81-77	W	27-64	.422	12-27	.444	15-17	.882	13	28	41	41.3	20	11	12	10	3	81	85.5
UCONN	12/23/17	89-64	W	29-72	.403	12-34	.353	19-23	.826	15	30	45	41.6	17	18	8	7	4	89	85.8
CORNELL	12/30/17	98-77	W	35-69	.507	8-25	.320	20-26	.769	12	35	47	42.0	19	20	13	10	8	98	86.8
at Tennessee	01/02/18	94-84	W	30-74	.405	9-31	.290	25-29	.862	22	24	46	42.3	29	17	10	5	9	94	87.3
ARKANSAS	01/06/18	88-77	W	30-58	.517	11-20	.550	17-22	.773	5	25	30	41.5	16	15	9	3	7	88	87.3
OLE MISS	01/09/18	85-70	W	25-56	.446	6-22	.273	29-37	.784	14	30	44	41.6	20	16	15	8	5	85	87.2
at Mississippi State	01/13/18	76-68	W	21-60	.350	9-21	.429	25-32	.781	10	29	39	41.5	19	8	7	3	7	76	86.5
at Alabama	01/17/18	71-76	L	24-61	.393	9-26	.346	14-22	.636	12	23	35	41.1	21	11	14	4	9	71	85.7
GEORGIA	01/20/18	79-65	W	24-57	.421	10-26	.385	21-23	.913	9	18	27	40.4	21	12	9	6	14	79	85.3
at Missouri	01/24/18	91-73	W	27-61	.443	14-32	.438	23-26	.885	8	22	30	39.8	21	15	8	9	11	91	85.6
LSU	01/27/18	95-70	W	33-61	.541	14-32	.438	15-19	.789	14	24	38	39.8	20	21	17	4	7	95	86.0
at Ole Miss	01/30/18	79-70	W	26-67	.388	9-28	.321	18-26	.692	19	23	42	39.9	21	15	11	3	4	79	85.7
VANDERBILT	02/03/18	93-81	W	32-57	.561	17-26	.654	12-17	.706	4	21	25	39.2	18	18	12	4	8	93	86.0
TEXAS A&M	02/07/18	80-81	L	26-50	.520	7-21	.333	21-24	.875	5	17	22	38.5	13	14	14	4	7	80	85.8
at Georgia	02/10/18	78-61	W	29-57	.509	11-25	.440	9-15	.600	8	23	31	38.2	16	11	9	3	5	78	85.5
KENTUCKY	02/14/18	76-66	W	22-60	.367	8-27	.296	24-28	.857	9	25	34	38.0	17	12	7	5	9	76	85.1
at South Carolina	02/17/18	75-84	L	20-63	.317	5-27	.185	30-38	.789	19	25	44	38.3	28	8	16	6	5	75	84.7
ALABAMA	02/21/18	90-71	W	29-68	.426	12-34	.353	20-26	.769	14	27	41	38.4	16	19	9	6	14	90	84.9
at Florida	02/24/18	66-72	L	25-56	.446	8-23	.348	8-10	.800	12	29	41	38.4	18	13	16	3	3	66	84.3
at Arkansas	02/27/18	82-91	L	22-64	.344	7-28	.250	31-34	.912	12	25	37	38.4	25	11	11	0	2	82	84.2
SOUTH CAROLINA	03/03/18	79-70	W	22-57	.386	11-31	.355	24-29	.828	8	28	36	38.3	17	15	12	5	12	79	84.0
vs Alabama	03/09/18	63-81	L	20-62	.323	8-33	.242	15-22	.682	10	23	33	38.2	25	7	10	4	7	63	83.4
vs Col. of Charleston	03/16/18	62-58	W	21-59	.356	5-24	.208	15-32	.469	12	24	36	38.1	18	10	12	4	10	62	82.7
vs Clemson	03/18/18	53-84	L	17-66	.258	7-32	.219	12-15	.800	7	25	32	37.9	19	9	6	3	4	53	81.9
Auburn		2783		906-2102	.431	324-908	.357	647-836	.774	407	882	1289	37.9	673	481	410	180	252	2783	81.9
Opponents		2488		838-1961	.427	273-777	.351	539-747	.722	343	861	1204	35.4	700	439	516	111	207	2488	73.2

#W AREAGLE • # UNFINISHED BUSINESS

AUBURN MEN'S BASKETBALL

Games played: 34
Points/game: 81.9
FG Pct: 43.1
3FG Pct: 35.7
FT Pct: 77.4

Rebounds/game: 37.9
Assists/game: 14.1
Turnovers/game: 12.1
Assist/turnover ratio: 1.2
Steals/game: 7.4
Blocks/game: 5.3

AUBURN ARENA



#WAREAGLE • #UNFINISHEDBUSINESS

**“Wow. One of the best college basketball atmospheres I’ve ever been in.”
Laura Rutledge, SEC Network**

**“That was a blast. College hoops is made by the atmospheres and that was a great one.”
Adam Amin, ESPN**

**“That environment at Auburn last night (vs. Kentucky) was as good as any other I’ve seen this year other than Duke and Kansas. It was that good.”
Jeff Goodman, Stadium**



AUBURN MEN'S BASKETBALL



9,121

Auburn Arena is home to 9,121 of the most passionate college basketball fans in the country.

15-1

Auburn boasted a record of 15-1 at home during the 2017-18 season.

5

Auburn has sold out of season tickets for five consecutive seasons - the most in Auburn Arena history.

41

Auburn has won 41 games at home under head coach Bruce Pearl.



CHARLES BARKLEY STATUE

Barkley, the 1984 SEC Player of the Year, is one of four NBA players with 20,000 points, 10,000 rebounds and 4,000 assists.

He was an All-American, a first-round draft pick, an Olympic gold medalist, the 1993 NBA MVP, an 11-time all-star and named one of the NBA's 50 greatest players in the league's 50th anniversary season.

The statue unveiling ceremony took place outside of Auburn Arena on Nov. 25, 2017.

Sculpting on the 2,500-pound fixture was completed by artist Brian Hanlon.

Barkley is the fourth former Tiger to have a statue erected in his honor and the first basketball player.

He joins former football players and Heisman Trophy winners Bo Jackson, Pat Sullivan and Cam Newton.

The statue unveiling featured speeches from former Director of Athletics Jay Jacobs, former Auburn football great Bo Jackson, former head coach Sonny Smith and Barkley himself.



RECORD BOOK - INDIVIDUAL

POINTS

GAME

Overall: 60, John Mengelt vs. Alabama, Feb. 14, 1970, at Auburn Home Court: 60, John Mengelt vs. Alabama, Feb. 14, 1970
Opponent's Court: 42, John Mengelt vs. Kentucky, Feb. 3, 1969, at Lexington, Ky.
First Half: 30, John Mengelt vs. Alabama, Feb. 14, 1970, at Auburn
Second Half: 34, Wesley Person vs. UAB, Dec. 16, 1993, at Auburn
Losing Effort: 44, Keenan Carpenter vs. LSU, Feb. 8, 1989, at Auburn; Wesley Person vs. UAB, Dec. 16, 1993, at Auburn
By Opponent: 55, Pete Maravich, LSU, Jan. 3, 1968, at Baton Rouge, La.

SEASON

Overall: 747, Chuck Person, 1984-85
Average: 28.4, John Mengelt, 1970-71
Freshman: 567, Eddie Johnson, 1973-74
Sophomore: 593, Chuck Person, 1983-84
Junior: 747, Chuck Person, 1984-85
Senior: 738, John Mengelt, 1970-71
Double-Figure Scoring Games: 34, Chuck Person, 1984-85; Marquis Daniels, 2002-03
20-Point Games: 23, Chuck Person, 1985-86
Consecutive 20-Point Games: 10, John Mengelt, 1969-70
30-Point Games: 12, John Mengelt, 1970-71
40-Point Games: 4, John Mengelt, 1969-70

CAREER

Overall: 2311, Chuck Person, 1982-86
Average: 24.8, John Mengelt, 1968-71
Double-Figure Scoring Games: 108, Chuck Person, 1982-86
Consecutive Double-Figure Scoring Games: 68, Chuck Person (last 3 in 1982-83, all 31 in 1983-84 and all 34 in 1984-85)
20-Point Games: 63, Chuck Person, 1982-86
30-Point Games: 22, John Mengelt, 1968-71
40-Point Games: 8, John Mengelt, 1968-71



John Mengelt

FIELD GOALS

GAME

Made: 23, John Mengelt vs. Alabama, Feb. 14, 1970, at Auburn
Attempted: 44, John Mengelt vs. Alabama, Feb. 14, 1970, at Auburn
Percentage (10 Minimum): 1.000, Charles Barkley, 10 for 10, vs. Georgia, Jan. 22, 1983, at Auburn
3-Pointers Made: 10, Lance Weems vs. Arkansas, Jan. 6, 1996, at Auburn
3-Pointers Attempted: 19, Lance Weems vs. Arkansas, Jan. 6, 1996, at Auburn
3-Point Percentage (5 Min.): 1.000, John Caylor (5-5) vs. Florida, 2-6-88, at Gainesville, Fla.; Jay Heard vs. SE Louisiana (5-5) 11-3-98, at Auburn; Troy Gaines (5-5) at LSU 2-26-03 in Baton Rouge, La.

SEASON

Made: 334, Chuck Person, 1984-85
Attempted: 614, Chuck Person, 1984-85
Percentage: .644, Charles Barkley, 1982-83
3-Pointers Made: 108, Lance Weems, 1995-96
3-Pointers Attempted: 280, Bryce Brown, 2017-18
3-Point Percentage (1 made/game): .511, Ronnie Battle, 1991-92

CAREER

Made: 1017, Chuck Person, 1982-86
Attempted: 1899, Chuck Person, 1982-86
Percentage: .626, Charles Barkley, 1981-84
3-Pointers Made: 262, Wesley Person, 1990-94
3-Pointers Attempted: 626, Lance Weems, 1992-96
3-Point Percentage: .441, Wesley Person, 1990-94

FREE THROWS

GAME

Made: 17, John Mengelt vs. Kentucky, Mar. 2, 1970, at Lexington, Ky.; Wally Tinker vs. Vanderbilt, Jan. 15, 1968, at Auburn; Ray Groover vs. Florida State, Dec. 10, 1960, at Auburn
Att.: 21, Ray Groover vs. Florida State, Dec. 10, 1960, at Auburn; Bryant Smith vs. Georgia, Jan. 3, 1998, at Auburn
Consecutive Made: 15, Eddie Johnson vs. Miss. State, Jan. 20, 1975, at Auburn
Percentage (15 Minimum): 1.000, Eddie Johnson vs. Miss. State, 15 of 15, Jan. 20, 1975, at Auburn

SEASON

Made: 208, John Mengelt, 1970-71
Attempted: 268, Chris Denson, 2013-14
Consecutive Made: 27, Danjel Purifoy 11/23/2016-12/18/2016; Frankie Sullivan, 2009-10 (to start season) 25, Stan Pietkiewicz, 1977-78
Percentage: .879, Eddie Johnson, 1974-75; Danjel Purifoy, 2016-17

CAREER

Made: 496, John Mengelt, 1968-71
Attempted: 619, John Mengelt, 1968-71
Percentage: .834, Stan Pietkiewicz, 1974-78

REBOUNDS

GAME

Made: 27, Rex Frederick vs. SMU, Dec. 19, 1957, at Dallas, Texas
Offensive: 11, Kelvin Ardister vs. Tennessee, Jan. 4, 1989,
at Auburn; Brandon Robinson vs. Arkansas, Jan. 5, 2002,
at Auburn

SEASON

Overall: 347, Korvotney Barber, 2008-09
Offensive: 133, Korvotney Barber, 2008-09
Average: 15.3, Rex Frederick, 1956-57

CAREER

Overall: 996, Mike Mitchell, 1974-78
Average: 14.3, Rex Frederick, 1956-59

ASSISTS

GAME

Made: 15, Eddie Johnson vs. LSU, Jan. 3, 1976,
at Baton Rouge, La.; 14, Jared Harper vs. Vanderbilt,
Feb. 3, 2018

SEASON

Made: 221, Gerald White, 1985-86

CAREER

Made: 624, Gerald White, 1983-87

BLOCKS

GAME

Made: 13, Kyle Davis vs. Miami in the NIT, Mar. 14, 2001,
at Auburn

SEASON

Made: 126, Kyle Davis, 2002-03

CAREER

Made: 288, Kyle Davis, 2000-2004

STEALS

GAME

Made: 8, Derrick Dennison vs. Michigan State, Nov. 24, 1989, at
Anchorage, Alaska; DeWayne Reed vs. George
Washington, Dec. 2, 2007, at Washington, DC

SEASON

Made: 78, Marquis Daniels, 2002-03

CAREER

Made: 210, Quantez Robertson, 2005-2009; DeWayne Reed,
2006-10

DUNKS

GAME

Number: 7, Aaron Swinson vs. Troy State, Dec. 11, 1991, at Auburn;
Chris Morris vs. Vanderbilt, Jan. 17, 1987, at Nashville, Tenn.

SEASON

Number: 62, Aaron Swinson, 1992-93

CAREER

Number: 175, Aaron Swinson, 1991-94



Korvotney Barber

GAMES PLAYED

SEASON

Appeared In: 36, Korvotney Barber, Quantez Robertson,
Tay Waller, Lucas Hargrove, DeWayne Reed, 2008-09

CAREER

Appeared In: 129, Scott Pohlman, 1997-2001; Frank Ford,
1983-87; DeWayne Reed, 2006-10
Consecutive Starts: 127, Frank Ford, 1983-87

MINUTES PLAYED

GAME

Number: 55, Rich Valavicius vs. Georgia, Mar. 1, 1979,
at Birmingham (SEC Tournament)

SEASON

Number: 1242, Frank Ford, 1984-85 (34 games)

CAREER

Number: 4374, Frank Ford, 1983-87 (129 games)

WALK-ON GAMES STARTED

SEASON

Number: 26, Josh Wallace, 2010-11

CAREER

Number: 39, Josh Wallace, 2009-12

RECORD BOOK - TEAM

POINTS

GAME

Overall: 141 vs. Troy State, Dec. 11, 1991, at Auburn
Home Court: 141 vs. Troy State, Dec. 11, 1991, at Auburn
Opponent's Court: 109 vs. VCU, Dec. 16, 1976, at Richmond, Va.;
vs. American-Puerto Rico, Dec. 20, 1999, at San Juan, P.R.
Neutral Court: 120 v. South Alabama, Nov. 27, 1987,
at Birmingham, Ala.

First Half: 78 vs. Troy State, 78-54, Dec. 11, 1991, at Auburn
Second Half: 73 vs. Troy State, 73-48, Dec. 9, 1993, at Auburn;
72 vs. Northwestern State, 72-44, Nov. 27, 2015, at Auburn
Losing Effort: 105 vs. Arkansas, 105-117, Jan. 15, 1994, at Auburn
By Opponent: 119, Kentucky, 76-119, Feb. 10, 1975,
at Lexington, Ky.
Both Teams: 257, vs. Troy State, 141-116, Dec. 11, 1991, at Auburn

SEASON

Auburn: 2783, 2017-18
Average: 86.6, 1991-92
Scoring Margin: +19.6, 1998-99
By Opponents: 2546, 2016-17

FIELD GOALS

GAME

Made: 55 vs. Troy State, Dec. 11, 1991, at Auburn
Attempted: 100 vs. Western Carolina, Dec. 4, 1973, at Auburn
Percentage: .711 vs. LSU, 27 of 38, Feb. 18, 1961, at Auburn
3-Pointers Made: 21 vs. Coastal Carolina, 21-of-42, Dec. 15, 2016,
at Auburn, Ala.
3-Pointers Attempted: 42 vs. Coastal Carolina, 21-of-42,
Dec. 15, 2016, at Auburn, Ala.
3-Point Percentage: .857 vs. Alabama State, 6-of-7, Dec. 11, 1989,
at Auburn

SEASON

Made: 1016, 1984-85 (2,040 attempts)
Attempted: 2245, 1998-99
Percentage: .521, 532 of 1022, 1959-60
3-Pointers Made: 324, 2017-18
3-Pointers Attempted: 908, 2017-18
3-Point Percentage: .452, 182 of 403, 1991-92

FREE THROWS

GAME

Made: 39 vs. Miss. State, Jan. 3, 1959, at Auburn
Attempted: 52 vs. Vanderbilt, Feb. 6, 1954, at Auburn
Percentage (25 attempts): .964 vs. Alabama, 27 of 28, Dec. 19,
1959, at Birmingham, Ala.
Percentage (10 attempts): 1.000 vs. Alabama, 11 of 11, Feb. 18,
1995, at Auburn

SEASON

Made: 647, 2017-18
Attempted: 910, 2014-15
Percentage: .792, 476 of 601, 1965-66

REBOUNDS

GAME

Made: 79 vs. Jacksonville State, Dec. 3, 1957, at Auburn

SEASON

Made: 1452, 1998-99
Average: 52.8, 1957-58

FOULS

GAME

Number: 34 vs. Vanderbilt, Feb. 20, 1990, at Nashville, Tenn.

SEASON

Number: 708, 2014-15

ASSISTS

GAME

Made: 33 vs. Troy State, Dec. 11, 1991, at Auburn; vs. LSU, Feb. 12,
1994, at Auburn

SEASON

Made: 532, 2006-07

TURNOVERS

GAME

Most Committed: 35 vs. Georgia Tech, Feb. 27, 1974, at Auburn
Fewest Committed: 3 vs. Georgia, Jan. 19, 1970, at Athens, Ga.;
at Mississippi State, Feb. 4, 2012, at Starkville, Miss.

SEASON

Most Committed: 551, 1995-96 (32 games)
Fewest Committed: 363, 2013-14 (30 games)
Fewest Committed (Avg.): 12.06 per game, 2017-18
(410 in 34 games)

BLOCKS

GAME

Made: 17 vs. Nicholls State, Nov. 25, 2011, at Auburn
(1 shy of SEC record 18 by Arkansas in 1996,
Kentucky in 2011); 15 vs. Jacksonville State, Dec. 16, 1998,
at Auburn; vs. Miami in the NIT, Mar. 14, 2001, at Auburn

SEASON

Made: 180, 2017-18

STEALS

GAME

Made: 21 vs. Louisiana-Monroe, Dec. 6, 2008, at Auburn

SEASON

Made: 327, 1998-99 and 2008-09

ATTENDANCE

One Game: 34,076 at Indiana Hoosier Dome, Mar. 14, 1987, vs. Indiana (NCAA Tournament Second Round)
Season Total: 414,189, 1999-2000, 34 games (12,182 avg.); 401,152, 1998-99, 33 games (12,156 avg.)
Season Home: 173,249, 2000-01, 17 games (10,191 avg.) - season tickets sold out;
157,500, 1999-2000, 15 games (10,500 avg.) - season tickets sold out;
133,033, 2014-15, 17 games (7,825 avg.) - season tickets sold out;
131,537, 2017-18, 16 games (8,221 avg.) - season tickets sold out;
126,483, 2010-11, 20 games (6,324 avg.);
123,881, 1998-99, 15 games (8,259 avg.);
123,244, 2015-16, 15 games (8,216 avg.) - season tickets sold out;
117,490, 2016-17, 15 games (7,833 avg.) - season tickets sold out;
110,534, 2011-12, 17 games (6,502 avg.);
100,291, 1992-93, 12 games (8,358 avg.);
98,965, 1974-75, 12 games (8,247 avg.);
97,024, 1975-76, 11 games (8,820 avg.);
Average Home: 10,500, 1999-2000, 15 games - season tickets sold out;
10,191, 2000-01, 17 games - season tickets sold out;
8,820, 1975-76, 11 games;
8,758, 1989-90, 11 games;
8,358, 1992-93, 12 games;
8,221, 2017-18, 16 games - season tickets sold out;
8,216, 2015-16, 15 games - season tickets sold out

SEC Average Home: 10,500, 1999-00, 8 games (cap. 10,500);
10,500, 2000-01, 8 games (cap. 10,500);
10,419, 1998-99, 8 games (cap. 10,500);
9,172, 1974-75, 9 games (cap. 12,500);
8,936, 2017-18, 9 games (cap. 9,121)

MISCELLANEOUS

GAME

Margin of Victory: 79 vs. White's Business College, 92-13, 1927-28

Margin of SEC Victory: 54 vs. Alabama, 94-40, Jan. 18, 1998

Margin of Defeat: 80 vs. Georgia, 92-12, 1912-13 at Athens, Ga.

SEASON

Most Wins: 29, 1998-99;

26, 2017-18;

24, 1999-2000 and 2008-09;

22, 1985-86 and 1984-85;

Win Streak: 30, 1957-58; 11 games, and 1958-59 19 games

Win Streak, Home: 36, 1957-61 (Jan. 26, 1957 to Jan. 7, 1961);

30, 1997-2000 (Mar. 11, 1998 to Mar. 1, 2000)

Most Losses: 23, 2012-13

Fewest Wins: 1, 1942-43 and 1929-30



Beard-Eaves-Memorial Coliseum

RECORD BOOK - SINGLE-GAME

SCORING

Pts	Player	Opponent	AU-Opp	Date	Site
60	John Mengelt	Alabama	121-78	2/14/1970	H
48	John Mengelt	Vanderbilt	96-94	2/20/1971	H
47	John Mengelt	Ole Miss	91-77	12/13/1969	H
45	John Mengelt	N.C. State	91-85	12/5/1970	H
44	Wesley Person	UAB	85-89	12/16/1993	H
44	Keenan Carpenter	LSU	91-104	2/8/1989	H
43	Ronnie Battle	Georgia	89-84	2/1/1992	H
42	John Mengelt	Kentucky	93-105	2/3/1969	A
41	John Mengelt	Kentucky	83-84	2/2/1970	H
40	Chuck Person	Vanderbilt	79-65	3/1/1986	A
40	Mike Mitchell	Georgia	95-71	1/10/1977	A
40	John Mengelt	Georgia	79-58	1/4/1971	A
40	John Mengelt	Vanderbilt	74-92	2/21/1970	H
39	Chuck Person	Florida	81-78	2/6/1985	A
39	Eddie Johnson	Tennessee	78-83	1/19/1976	A
38	Toney Douglas*	Nicholls State	92-78	11/24/2004	H
38	Marquis Daniels	Troy State	94-66	12/22/2002	N
38	Mike Mitchell	LSU	95-101	2/20/1978	H
38	Eddie Johnson*	Florida	77-85	2/16/1974	A
38	John Mengelt	Kentucky	83-102	3/1/1971	H
38	Joe Newton	Tulane	87-73	2/15/1965	H
37	John Mengelt	Ole Miss	86-85	3/6/1971	H
37	John Mengelt	Georgia	84-85	1/20/1969	H
36	Lance Weems	Arkansas	101-76	1/6/1996	H
36	Derrick Dennison	Vanderbilt	87-74	2/20/1990	A
36	Chris Morris	Bradley	90-86	3/17/1988	N
36	Chuck Person	Alabama	72-74	2/16/1985	A
36	Chuck Person	Villanova	95-83	12/28/1983	N
36	Bill Kirkpatrick	Howard	98-77	1/5/1955	H
36	John Mengelt	Vanderbilt	85-107	1/23/1971	A
36	John Mengelt	Florida	85-70	2/6/1971	H
35	Charles Barkley	Tennessee	77-80	1/24/1983	H
35	Stan Pietkiewicz	Tennessee	107-94	3/6/1978	H
35	Eddie Johnson	LSU	87-78	1/25/1975	A
35	John Mengelt	Ole Miss	97-103	12/12/1970	A
35	Ronnie Quick	Louisiana Tech	88-77	12/6/1966	H
35	Lee DeFore	Florida	86-66	2/9/1966	A
35	Lee DeFore	Jacksonville St.	78-50	12/7/1965	H
35	Lee DeFore	Rice	91-74	12/2/1965	H
34	Chris Porter	Navy	88-70	12/19/1998	A
34	Wesley Person	Ole Miss	85-88 (2ot)	1/19/1994	A
34	Derrick Dennison	LSU	78-76	3/9/1990	N
34	Mike Mitchell	Iona	82-105	12/17/1977	A
34	Gary England	Kentucky	79-91	3/3/1973	H
34	Lee DeFore	Florida State	80-64	12/27/1965	N
33	Toney Douglas*	Virginia	87-89	12/3/2004	N
33	Mack McGadney	Toledo	90-95 (2ot)	11/25/2000	N
33	Wesley Person	Troy State	141-116	12/11/1991	H
33	Keenan Carpenter	Florida	79-90	2/15/1989	A
33	Chuck Person	Delaware	95-63	12/22/1984	N
33	Myles Patrick	Mississippi St.	75-89	3/7/1977	A
33	Eddie Johnson*	Lamar	88-78	12/22/1973	N
33	Ernie Magri	Florida	103-100	2/12/1972	A
33	John Mengelt	Louisiana Tech	93-87	12/1/1970	H
33	John Mengelt	Vanderbilt	84-75	1/24/1970	A
32	Chris Denson	Alabama	74-55	1/30/2014	H
32	Tay Waller	Mississippi St.	91-76	2/14/2009	H
32	Frank Tolbert	Vanderbilt	71-78	2/2/2008	A
32	Toney Douglas*	Florida	78-84	1/12/2005	H
32	Adam Harrington	Detroit	75-72	12/9/2000	N
32	Aaron Swinson	Kentucky	74-91	1/30/1994	H

Pts	Player	Opponent	AU-Opp	Date	Site
32	Keenan Carpenter	Ole Miss	77-80	2/18/1989	A
32	Jeff Moore	EKU	97-82	12/15/1986	A
32	Mike Jones	Illinois	103-107	12/12/1987	A
32	Chuck Person	West Virginia	59-58	12/29/1984	A
32	Stan Pietkiewicz	Mississippi St.	85-74	1/30/1978	H
32	Mike Mitchell	Southern Cal	74-85	12/29/1977	N
32	Eddie Johnson	Vanderbilt	78-85	2/17/1975	A
32	Eddie Johnson*	Georgia	97-84	3/2/1974	H
32	John Mengelt	LSU	94-114	2/15/1971	A
32	John Mengelt	Houston	76-79	12/21/1970	A
32	Lee DeFore	Houston	76-89	12/30/1965	N
31	Mustapha Heron	Winthrop	119-85	11/24/2017	H
31	Bryce Brown	Norfolk State	102-74	11/10/2017	H
31	Quan Prowell	Mississippi St.	78-89	2/27/2008	A
31	Marquis Daniels	South Carolina	67-60	1/15/2003	A
31	Ronnie Battle	Tennessee	88-75	1/20/1993	H
31	Aaron Swinson	Troy State	141-116	12/11/1991	H
31	Ronnie Battle	LSU	84-96	1/12/1991	H
31	Wesley Person	Tulane	84-71	12/28/1990	N
31	Chris Morris	Illinois	103-107	12/12/1987	A
31	Chuck Person	Ole Miss	75-73	2/22/1986	H
31	Chuck Person	Tennessee	75-60	2/9/1985	H
30	Chris Denson	Mississippi St.	92-82	2/15/2014	H
30	Earnest Ross	Georgia	72-81 (ot)	2/5/2011	A
30	Aaron Swinson	LSU	111-83	2/12/1994	H
30	Wesley Person	Tennessee	85-92	1/22/1994	A
30	Wesley Person	Old Dominion	101-87	12/18/1993	A
30	Wesley Person	Nicholls State	76-79	11/30/1993	H
30	Wesley Person	Old Dominion	96-85	12/28/1992	H
30	Gary Redding	Ole Miss	103-88	3/8/1976	H

*Freshman season

REBOUNDS

Reb	Player	Opponent	AU-Opp	Date	Site
27	Rex Frederick	SMU	65-75	12/19/1957	A
25	Rex Frederick	Ole Miss	71-51	1/6/1958	A
24	Rex Frederick	Howard	101-70	1/2/1957	H
24	Bob Miller	Florida	67-71	2/21/1953	A
23	Mike Mitchell*	Mississippi St.	78-74	2/22/1975	A
22	Bill Alexander	Dartmouth	85-76	12/20/1969	N
22	Al Leapheart	Alabama	121-78	2/14/1970	H
22	Freddie Guy	Furman	107-86	12/29/1964	N
22	Rex Frederick	Alabama	69-50	2/28/1959	N
22	Dan Pridgen	Mississippi St.	92-85	2/24/1951	H
21	Pepto Bolden	Mississippi St.	60-67	2/23/1974	H
21	Jim Retseck	Mississippi St.	92-68	2/10/1971	H
21	Freddie Guy	Kentucky	79-99	2/22/1964	N
21	Rex Frederick	Tulane	63-49	2/17/1958	A
20	Kelvin Ardister	Tennessee	73-84	1/4/1989	H
20	Mike Mitchell	LSU	102-86	1/3/1976	A
20	Pepto Bolden*	Florida	77-85	2/16/1974	A
20	Jim Retseck	Alabama	83-72	1/11/1971	H
20	Rex Frederick	LSU	76-58	2/15/1958	A
20	Rex Frederick	St. Joseph's	66-64	12/18/1956	N
20	Jim Diamond	B'ham-South.	90-77	12/4/1954	H
20	Jim Martin	Mississippi St.	68-61	1/18/1952	A

* Freshman season

AUBURN ARENA RECORDS

INDIVIDUAL

AUBURN

Points: 32, Chris Denson vs. Alabama, Jan. 30, 2014
Field Goals: 12, Chris Denson vs. Northwestern State,
Nov. 15, 2013; Bryce Brown vs. Norfolk State, Nov. 10, 2017
Field Goals Attempted: 24, Kareem Canty vs. Oklahoma State,
Jan. 30, 2016
3-Pointers Made: 8, Bryce Brown vs. South Carolina,
March 3, 2018
3-Pointers Attempted: 15, Earnest Ross vs. LSU, Jan. 8, 2011
Free Throws: 14, Jared Harper vs. Ole Miss, Jan. 7, 2017
Free Throws Attempted: 18, Cinmeon Bowers vs. Missouri,
Jan. 10, 2015; Austin Wiley vs. Alabama, Jan. 21, 2017
Rebounds: 18, Cinmeon Bowers vs. Alabama, Jan. 19, 2016;
Cinmeon Bowers vs. Ole Miss, Feb. 20, 2016
Assists: 14, Jared Harper vs. Vanderbilt, Feb. 3, 2018
Blocks: 10, Kenny Gabriel vs. Bethune-Cookman, Jan. 2, 2012

OPPONENTS

Points: 33, Xavier Munford vs. Rhode Island, Nov. 25, 2012
Field Goals Attempted: 24, Xavier Munford vs. Rhode Island,
Nov. 25, 2012
Field Goals Made: 12, Chris Cokley vs. UAB, Nov. 13, 2015
3-Pointers Made: 8, Xavier Munford vs. Rhode Island,
Nov. 25, 2012; Josh Davis vs. Samford, Nov. 19, 2010
3-Pointers Attempted: 15, Xavier Munford vs. Rhode Island,
Nov. 25, 2012
Free Throws: 16, J.J. Frazier vs. Georgia, Feb. 24, 2016
Free Throws Attempted: 15, Trivante Bloodman vs. Mississippi
St., Feb. 15, 2014; Kedren Johnson vs. Vanderbilt,
March 2, 2013
Rebounds: 17, Gavin Ware vs. Mississippi State, Jan. 21, 2015
Assists: 12, Kasey Hill vs. Florida, Feb. 14, 2017
Blocks: 7, Nerlens Noel vs. Kentucky, Jan. 19, 2013
Steals: 6, Ayron Hardy vs. Jacksonville, Nov. 27, 2010; Chris
Thomas vs. Texas Southern, Dec. 23, 2014

TEAM

AUBURN

Points in a Game: 119 vs. Northwestern State, Nov. 27, 2015;
vs. Winthrop, Nov. 24, 2017; 117 vs. Coastal Carolina,
Dec. 15, 2016; 105 vs. Louisiana, Nov. 21, 2014
Points in a Half: 65 vs. Grambling State (2nd), Dec. 11, 2012
Fewest Points in a Game: 40 vs. Florida, Jan. 20, 2011
Field Goals: 43 vs. Northwestern State, Nov. 27, 2015; 42 vs.
Winthrop, Nov. 24, 2017
Field Goals Attempted: 81 vs. Northwestern State, Nov. 15, 2013
Field Goal Percentage: .654 vs. Ark.-Pine Bluff, 34 of 52,
Dec. 30, 2013
3-Pointers Made: 21 vs. Coastal Carolina, Dec. 15, 2016; 17 vs.
Northwestern State, Nov. 27, 2015
3-Pointers Attempted: 42 vs. Coastal Carolina, Dec. 15, 2016;
34 vs. LSU, Feb. 2, 2016
Free Throws: 37 vs. Mississippi State, Feb. 15, 2014
Free Throws Attempted: 43 vs. North Florida, Dec. 17, 2011
Free Throw Pct.: (Min. 10 att.): .913 (21 of 23) vs. Georgia,
Jan. 20, 2018; (Min. 30 att.): .902 (37 of 41) vs.
Mississippi State, Feb. 15, 2014

Rebounds: 56 vs. Florida A&M, Jan. 4, 2014
Assists: 24 vs. Arkansas-Pine Bluff, Dec. 30, 2013
Steals: 15 vs. Presbyterian College, Dec. 18, 2010
Blocks: 17 vs. Nicholls State, Nov. 25, 2011

OPPONENTS

Points in a Game: 114 by Florida, Feb. 14, 2017
Fewest Points in a Game: 37 by Alabama, Feb. 6, 2013
Field Goals Attempted: 79 by Tennessee, Jan. 2, 2016; 78 by
Coastal Carolina, Dec. 15, 2016; 76 by USC Upstate,
Nov. 29, 2016
3-Pointers Made: 18 by Samford, Nov. 19, 2010
3-Pointers Attempted: 38 by Missouri, Mar. 4, 2017
3-Point Pct.: .579 by Florida (11 of 19), Feb. 14, 2017
Free Throws Made: 37 by Florida, Feb. 14, 2017
Free Throws Attempted: 42 by Florida, Feb. 14, 2017
Rebounds: 52 by USC Upstate, Nov. 29, 2016; 51 by Texas A&M,
Mar. 1, 2016
Fouls: 31 by Georgia State, Nov. 14, 2016; Mississippi State,
Feb. 15, 2014; Nicholls, Nov. 8, 2013

MISCELLANEOUS

Win-Loss Record: 84-51 (.622) - 8 seasons
Most Combined Points: 209, 95-114 vs. Florida, Feb. 14, 2017
Widest AU Victory Margin: 50, 92-42 over Grambling State,
Dec. 11, 2012
Widest Margin of Defeat for AU: 31, 83-52 by Florida,
Feb. 16, 2013
Most Wins by AU in a Single Season: 15 (2017-18)
Most Games Lost by AU in a Single Season: 11 (2010-11)
Longest Winning Streak: 12 (Nov. 10, 2017-Feb. 3, 2018)
Longest Losing Streak: 7 (last seven games of 2014-15 season)
Number of 100-Point Games by AU: 5
Number of 100-Point Games by Opponents: 3

ATTENDANCE

Season Home: 133,033, 2014-15, 17 games (7,825 avg.);
131,537, 2017-18, 16 games (8,221 avg.);
126,483, 2010-11, 20 games (6,324 avg.);
123,244, 2015-16, 15 games (8,216 avg.)
Average Home: 8,221, 2017-18, 16 games (131,537 total);
8,216, 2015-16, 15 games (123,244 total);
7,833, 2016-17, 15 games (117,490 total);
7,825, 2014-15, 17 games (133,033 total)

AUBURN ARENA ATTENDANCE

Season	Games	Attendance	Avg.	Record	Pct
2010-11	20	126,483	6,324	9-11	.450
2011-12	17	110,534	6,502	14-3	.824
2012-13	17	106,375	6,257	7-10	.412
2013-14	18	104,815	5,823	12-6	.667
2014-15	17	133,033	7,825	9-8	.529
2015-16	15	123,244	8,216	8-7	.533
2016-17	15	117,490	7,833	10-5	.667
2017-18	16	131,537	8,221	15-1	.938
8 seasons	135	953,511	7,063	84-51	.622

Capacity Crowds in Auburn Arena

1.	9,121	UNC Asheville	11-12-10	69-70
2.	9,121	Alabama	1-22-11	58-68
3.	9,121	Mississippi State	2-12-11	65-62
4.	9,121	Kentucky (#2)	1-11-12	53-68
5.	9,121	Kentucky	1-19-13	53-75
6.	9,121	South Carolina	1-16-15	71-68
7.	9,121	Ole Miss	2-7-15	79-86
8.	9,121	Alabama	2-17-15	68-79
9.	9,121	Georgia	3-7-15	61-64
10.	9,121	UAB	11-13-15	75-74
11.	9,121	Kentucky (#13)	1-16-16	75-70
12.	9,121	Alabama	1-19-16	83-77
13.	9,121	Georgia	12-29-16	84-96
14.	9,121	Ole Miss	1-7-17	85-88
15.	9,121	Alabama	1-21-17	84-64
16.	9,121	Ole Miss	1-9-18	85-70
17.	9,121	Georgia	1-20-18	79-65
18.	9,121	LSU	1-27-18	95-70
19.	9,121	Vanderbilt	2-3-18	93-81
20.	9,121	Kentucky	2-14-18	76-66
21.	9,121	Alabama	2-21-18	90-71
22.	9,121	South Carolina	3-3-18	79-70

BEARD-EAVES-MEMORIAL COLISEUM RECORDS

INDIVIDUAL

AUBURN

Points: 60, John Mengelt vs. Alabama, Feb. 14, 1970
 Field Goals: 23, John Mengelt vs. Alabama, Feb. 14, 1970
 Field Goals Attempted: 44, John Mengelt vs. Alabama, Feb. 14, 1970
 3-Pointers Made: 10, Lance Weems vs. Arkansas, Jan. 6, 1996
 3-Pointers Attempted: 19, Lance Weems v. Arkansas, Jan. 6, 1996
 Free Throws: 15, Eddie Johnson vs. Miss. State, Jan. 20, 1975;
 John Mengelt vs. N.C. State, Dec. 5, 1970
 Free Throws Attempted: 21, Bryant Smith vs. Georgia, Jan. 3, 1998
 Rebounds: 22, Al Leapheart vs. Alabama, Feb. 14, 1970
 Assists: 14, Eddie Johnson vs. Tennessee, Feb. 16, 1976
 Blocks: 13, Kyle Davis vs. Miami in the NIT, Mar. 14, 2001

OPPONENTS

Points: 46, Pete Maravich vs. LSU, Jan. 11, 1969
 Field Goals Attempted: 41, Pete Maravich vs. LSU, Jan. 11, 1969
 3-Pointers Made: 9 by Freddie Banks vs. UNLV, Feb. 1, 1987
 3-Pointers Attempted: 17, Lester Hudson vs. UT-Martin, Mar. 18, 2009 in NIT First Round
 Free Throws: 16, Ansu Sesay vs. Ole Miss, Jan. 31, 1998
 Free Throws Attempted: 18, Pete Maravich vs. LSU, Jan. 11, 1969

TEAM

AUBURN

Points in a Game: 141 vs. Troy State, Dec. 11, 1991
 Points in a Half: 78 vs. Troy State, Dec. 11, 1991
 Fewest Points in a Game: 43 vs. Tennessee, Jan. 15, 1997;
 vs. Vanderbilt, Feb. 16, 2005
 Field Goals: 55 vs. Troy State, Dec. 11, 1991
 Field Goals Attempted: 100 vs. Western Carolina, Dec. 4, 1973
 Field Goal Percentage: .683 vs. Georgia State, 41 of 60,
 Nov. 26, 2002
 3-Pointers Made: 15 vs. West Florida, Dec. 12, 1994; vs. Arkansas,
 Jan. 6, 1996; vs. Nicholls State, Nov. 24, 2004
 3-Pointers Attempted: 36 vs. #12 LSU, Mar. 1, 2000

Free Throws: 40 vs. Mississippi State, Jan. 20, 1975
 Free Throws Attempted: 45 vs. VCU, Mar. 3, 1975
 Free Throw Pct.: (Min. 10 att.): 1.000 vs. Alabama, 11 of 11,
 Feb. 18, 1995; (Min. 30 att.): .949 vs. Ole Miss, 37 of 39,
 Jan. 8, 1995
 Rebounds: 78 vs. VCU, Mar. 3, 1975
 Assists: 33 vs. Troy State, Dec. 11, 1991; 33 vs. LSU, Feb. 12, 1994
 Steals: 21 vs. Louisiana-Monroe, Dec. 6, 2008
 Blocks: 15 vs. Miami, Mar. 14, 2001 in the NIT

OPPONENTS

Points in a Game: 117 by Arkansas, Jan. 15, 1994
 Fewest Points in a Game: 32 by Tuskegee, Dec. 17, 2008; 35 by
 Tennessee, Jan. 15, 1997; Coppin State, Dec. 13, 1999
 Field Goals Attempted: 109 by VCU, Mar. 3, 1975
 3-Pointers Made: 18 by Troy State, Dec. 11, 1991
 3-Pointers Attempted: 59 by Troy State, Dec. 11, 1991
 3-Point Pct.: .600 by Xavier, 16 of 26, Jan. 6, 2008
 Free Throws Made: 31 by Florida, Feb. 6, 1991
 Free Throws Attempted: 46 by Florida, Feb. 6, 1991
 Rebounds: 63 by UNLV, Dec. 12, 2004
 Fouls: 33 by Kentucky, Jan. 26, 1976; Mississippi State,
 Jan. 20, 1975

MISCELLANEOUS

Win-Loss Record: 393-183 (.682) – 42 seasons
 Most Combined Points: 257, 141-116 over Troy State, Dec. 11, 1991
 Widest AU Victory Margin: 56, 100-44 over Ark.-Pine Bluff,
 Nov. 21, 1999; 55, 100-45 over Stony Brook, Jan. 2, 2000;
 54, 94-40 over Alabama, Jan. 18, 1998; 114-60 over
 Southeastern Louisiana, Nov. 13, 1998
 Widest Margin of Defeat for AU: 26, 87-61 by LSU, Feb. 24, 1983
 Most Wins by AU in a Single Season: 18 (2008-09)
 Most Games Lost by AU in a Single Season: 8 (1993-94)
 Longest Winning Streak: 36 (1956-57 season to 1960-61);
 30 (1997-98 season to 1999-2000)
 Longest Losing Streak: 6 (1993-94, 1990-91, 1988-89)
 Number of 100-Point Games by AU: 29
 Number of 100-Point Games by Opponents: 8



Beard-Eaves-Memorial Coliseum

BEARD-EAVES-MEMORIAL COLISEUM ATTENDANCE

Season	Games	Attendance	Avg.	Record	Pct
1968-69	10	71,078	7,107	8-2	.800
1969-70	11	62,296	5,663	5-6	.455
1970-71	11	44,881	4,080	7-4	.636
1971-72	12	49,395	4,116	6-6	.500
1972-73	12	45,184	3,765	5-7	.417
1973-74	12	64,300	5,358	6-6	.500
1974-75	12	98,965	8,247	12-0	1.000
1975-76	11	97,024	8,820	9-2	.818
1976-77	12	83,254	6,938	6-6	.500
1977-78	12	78,241	6,520	8-4	.667
1978-79	11	66,074	6,007	4-7	.364
1979-80	10	68,534	6,853	5-5	.500
1980-81	13	68,601	5,277	6-7	.462
1981-82	13	69,647	5,357	11-2	.846
1982-83	13	86,098	6,623	10-3	.769
1983-84	11	73,392	6,672	9-2	.818
1984-85	14	84,926	6,066	10-4	.714
1985-86	11	79,585	7,235	10-1	.909
1986-87	14	95,541	6,824	11-3	.786
1987-88	13	92,265	7,097	10-3	.769
1988-89	14	80,658	5,761	7-7	.500
1989-90	11	96,339	8,758	7-4	.636
1990-91	14	95,744	6,839	7-7	.500
1991-92	12	90,202	7,517	8-4	.667
1992-93	12	100,291	8,358	9-3	.750
1993-94	15	83,682	5,579	7-8	.467
1994-95	13	82,446	6,342	9-4	.692
1995-96	14	96,206	6,872	9-5	.643
1996-97	15	87,323	5,822	11-4	.733
1997-98	15	91,509	6,100	12-3	.800
1998-99	15	123,881	8,259	15-0	1.000
1999-2000	15	157,500 (c)	10,500 (c)	14-1	.933
2000-01	18	173,249	10,191	12-5	.706
2001-02	16	151,200	9,450	11-5	.688
2002-03	17	120,994	7,117	13-4	.765
2003-04	17	114,726	6,749	12-5	.706
2004-05	15	68,880	4,592	8-7	.533
2005-06	16	73,465	4,592	11-5	.688
2006-07	20	106,198	5,310	15-5	.750
2007-08	15	80,882	5,392	8-7	.533
2008-09	22	112,374	5,108	18-4	.818
2009-10	17	106,867	6,286	12-5	.706
42 seasons	575	3,773,897	6,563	393-182	.683

Capacity Crowds in Beard-Eaves-Memorial Coliseum

1.	10,108	Arkansas (#4)	1-14-95	104-90
2.	10,108	Alabama (#18)	2-18-95	73-86
3.	10,108	Georgia (#17)	1-13-96	89-86
4.	10,108	Mississippi State	2-4-96 (ot)	75-78
5.	10,108	Alabama	2-14-96	72-75
6.	10,108	Kentucky (#1)	2-27-96	73-88
7.	10,108	Alabama	1-18-98	94-40
8.	10,500	Tennessee	1-2-99	90-62
9.	10,500	Arkansas (#18)	1-6-99	83-66
10.	10,500	Florida	1-16-99	88-69
11.	10,500	Mississippi State	1-27-99	64-54
12.	10,500	LSU	2-6-99	80-54
13.	10,500	Alabama	2-13-99	102-61
14.	10,500	Vanderbilt	2-17-99	81-63
15-29.	10,500	1999-2000 season		14-1 overall
30-45.	10,500	2000-01 season (all but NIT)		11-5 overall
46.	10,500	Alabama (#14)	1-12-02	59-56
47.	10,500	Kentucky (#8)	1-22-02	62-69
48.	10,500	Alabama (#9)	1-18-03	77-68
49.	10,500	Kentucky (#9)	2-21-04	59-68
50.	10,500	Alabama	2-24-04	71-72
51.	10,500	Alabama	1-11-06	52-56
52.	10,500	Alabama (#12)	1-23-07	81-57
53.	11,700	Florida (#1)	1-27-07	66-91
54.	10,500	Alabama	2-24-08	88-76
55.	11,007	LSU (#11)	3-7-09	69-53
56.	11,669	Kentucky (#2)	1-16-10	67-72
57.	10,775	Alabama	1-30-10	58-57

* Capacity reduced 12,500 to 10,108; increased to 10,500 in 1998-99

Single-Game Attendance Highs

1.	12,620	Alabama	3-3-93	78-70
2.	12,612	Alabama	1-10-76	62-63
3.	12,604	Alabama	1-3-91	56-68
4.	12,599	Kentucky	2-10-88	62-69
5.	12,583	UNLV	2-1-87	85-104
6.	12,579	Alabama	2-28-90	65-80
7.	12,578	Alabama	1-27-88	84-74
8.	12,571	Alabama	1-28-89	64-67
	12,571	Kentucky	1-9-78	71-101
10.	12,542	Alabama	1-5-83	91-80
11.	12,534	Alabama	1-18-92	81-63
12.	12,531	Alabama	1-3-77	71-74
13.	12,507	Kentucky	2-8-92	67-85
14.	12,506	Alabama	3-8-75	76-70
15.	12,494	Vanderbilt	1-18-75	93-89
16.	12,468	LSU	2-16-70	64-70

CAREER RECORDS

POINTS


1. Chuck Person	1982-86	2,311
2. Mike Mitchell	1974-78	2,123
3. Wesley Person	1990-94	2,066
4. Eddie Johnson	1973-77	1,988
5. John Mengelt	1968-71	1,920
6. Ronnie Battle	1989-93	1,916
7. Chris Morris	1984-88	1,717
8. Frankie Sullivan	2008-13	1,556
9. Jeff Moore	1984-88	1,549
10. Marquis Daniels	1999-03	1,530
11. Scott Pohlman	1997-2001	1,442
12. DeWayne Reed	2006-10	1,428
13. Rasheem Barrett	2005-09	1,396
14. Frank Ford	1983-87	1,389
15. Lee DeFore	1963-66	1,386
Aaron Swinson	1991-94	1,386
17. Gary Redding	1972-76	1,334
18. Doc Robinson	1996-2000	1,332
19. Stan Pietkiewicz	1974-78	1,265
20. Frank Tolbert	2004-08	1,242
21. Darrell Lockhart	1979-83	1,236
22. Wes Flanigan	1993-97	1,228
23. KT Harrell	2013-15	1,196
24. Chris Denson	2010-14	1,190
25. Charles Barkley	1981-84	1,183

SCORING AVERAGE

1. John Mengelt	1968-71	24.8
2. Mike Mitchell	1974-78	20.4
3. Eddie Johnson	1973-77	19.5
4. Wesley Person	1990-94	19.1
5. Lee DeFore	1963-66	19.0
6. KT Harrell	2013-15	18.4
7. Chuck Person	1982-86	18.3
8. Aaron Swinson	1991-94	16.9
9. Ronnie Battle	1989-93	16.8
10. Mustapha Heron	2016-18	15.8

REBOUNDS

1. Mike Mitchell	1974-78	996
2. Jeff Moore	1984-88	950
3. Chuck Person	1982-86	940
4. Gary Redding	1972-76	936
5. Rex Frederick	1956-59	904
6. Chris Morris	1984-88	860
7. Charles Barkley	1981-84	806
8. Mamadou N'diaye	1996-2000	798
9. Korvotney Barber	2005-09	762
10. Earl Banks	1977-81	730



Mike Mitchell

REBOUND AVERAGE

1. Rex Frederick	1956-59	14.3
2. Layton Johns	1960-63	10.2
3. Mike Mitchell	1974-78	9.6
Charles Barkley	1981-84	9.6
Cinmeon Bowers	2014-16	9.6
5. Freddie Guy	1962-65	9.5
6. Bill Alexander	1967-70	9.0
Gary Redding	1972-76	9.0

FIELD GOALS MADE

1. Chuck Person	1982-86	1,017
2. Mike Mitchell	1974-78	926
3. Eddie Johnson	1973-77	789
4. Wesley Person	1990-94	772
5. Ronnie Battle	1989-93	717
6. John Mengelt	1968-71	712
7. Chris Morris	1984-88	694
8. Jeff Moore	1984-88	608
9. Marquis Daniels	1999-2003	597
10. Aaron Swinson	1991-94	574

FIELD GOALS ATTEMPTED

1. Chuck Person	1982-86	1,899
2. Mike Mitchell	1974-78	1,830
3. Eddie Johnson	1973-77	1,777
4. Ronnie Battle	1989-93	1,556
5. Wesley Person	1990-94	1,533
6. John Mengelt	1968-71	1,462
7. Chris Morris	1984-88	1,386
8. Scott Pohlman	1997-2001	1,274
9. Rasheem Barrett	2005-09	1,254
10. DeWayne Reed	2006-10	1,223

FIELD GOAL PERCENTAGE

1. Charles Barkley	1981-84	467-746	.626
2. Aaron Swinson	1991-94	574-943	.609
3. Porter Gilbert	1958-61	250-419	.597
4. Korvotney Barber	2005-09	476-812	.586
5. Chris Davis	1994-95	131-226	.580
6. Layton Johns	1960-63	285-499	.571
7. Joe Newton	1962-65	238-418	.570
8. Aubrey Wiley	1991-94	249-440	.566
9. Marco Killingsworth	2001-04	405-726	.558
10. Jimmy Fibbe	1958-61	320-584	.548

3-POINT FIELD GOALS MADE

1. Wesley Person	1990-94	262
2. Bryce Brown	2015-P	241
3. Lance Weems	1992-96	240
4. Ronnie Battle	1989-93	236
5. Frankie Sullivan	2008-13	228
6. Scott Pohlman	1997-2001	206
7. Tay Waller	2008-10	187
8. Daymeon Fishback	1996-2000	185
9. DeWayne Reed	2006-10	184
10. KT Harrell	2013-15	164

3-POINT FIELD GOALS ATTEMPTED

1. Frankie Sullivan	2008-13	713
2. Bryce Brown	2015-P	631
3. Lance Weems	1992-96	626
4. Scott Pohlman	1997-2001	609
5. Wesley Person	1990-94	594
6. DeWayne Reed	2006-10	575
7. Ronnie Battle	1989-93	558
8. Daymeon Fishback	1996-2000	530
9. Tay Waller	2008-10	484
10. Rasheem Barrett	2005-09	472

3-POINT FIELD GOAL PCT. (MIN. 1.0 PER GAME)

1. Wesley Person	1990-94	262-594	.441
2. Ronnie Battle	1989-93	236-558	.423
3. John Caylor	1986-91	65-157	.414
4. Keenan Carpenter	1987-89	103-251	.410
5. Larry Patrick	1989-91	38-94	.404
6. KT Harrell	2013-15	164-410	.400
7. Gerald White	1983-87	34-87	.391
8. Ray Donald	1994-96	93-239	.389
9. Tay Waller	2008-10	187-484	.386
Franklin Williams	1994-98	105-272	.386

FREE THROWS MADE

1. John Mengelt	1968-71	496
2. Eddie Johnson	1973-77	410
3. Chris Denson	2010-14	341
4. Wes Flanigan	1993-97	338
5. Frankie Sullivan	2009-13	334
6. Jeff Moore	1984-88	329
7. DeWayne Reed	2006-10	324
8. KT Harrell	2013-15	296
9. Reggie Gallon	1989-93	289
10. Chris Morris	1984-88	287

FREE THROWS ATTEMPTED

1. John Mengelt	1968-71	619
2. Chris Denson	2010-14	527
3. Eddie Johnson	1973-77	512
4. DeWayne Reed	2006-10	492
5. Wes Flanigan	1993-97	485

6. Korvotney Barber	2005-09	445
7. Frankie Sullivan	2009-13	431
8. Chris Brandt	1988-92	429
Jeff Moore	1984-88	429
10. Marquis Daniels	1999-2003	418

FREE THROW PERCENTAGE

1. Ian Young	2004-05	120-140	.857
2. KT Harrell	2013-15	296-353	.839
3. Stan Pietkiewicz	1974-78	241-289	.834
4. Ray Donald	1994-96	113-136	.831
5. Lee DeFore	1963-66	278-338	.822
6. Scott Pohlman	1997-2001	240-293	.819
7. Jimmy Fibbe	1958-61	198-247	.802
8. John Mengelt	1968-71	496-619	.801
9. Eddie Johnson	1973-77	410-512	.800
10. Lance Weems	1992-96	117-148	.791

ASSISTS

1. Gerald White	1983-87	624
2. Wes Flanigan	1993-97	573
3. Doc Robinson	1996-2000	568
4. Quantez Robertson	2005-09	529
5. Eddie Johnson	1973-77	499
6. DeWayne Reed	2006-10	477
7. Reggie Gallon	1989-93	466
8. Paul Daniels	1980-84	460
9. Stan Pietkiewicz	1974-78	356
10. Terrance Howard	1984-88	349

BLOCKS

1. Kyle Davis	2000-04	360
2. Mamadou N'diaye	1996-2000	241
3. Korvotney Barber	2005-09	155
4. Charles Barkley	1981-84	145
5. Chris Morris	1984-88	141
6. Horace Spencer	2015-P	136
7. Pat Burke	1993-97	133
8. Anfernee McLemore	2016-P	110
9. Asaiah Dixon-Tatum	2012-14	108
10. Kenny Gabriel	2009-12	105

STEALS

1. Quantez Robertson	2005-09	210
DeWayne Reed	2006-10	210
3. Marquis Daniels	1999-2003	208
4. Frankie Sullivan	2008-13	190
5. Chris Morris	1984-88	189
6. Bryant Smith	1995-99	186
7. Reggie Gallon	1989-93	177
8. Gerald White	1983-87	164
10. Frank Ford	1983-87	156

Note: Figures not available prior to 1978-79 season.

GAMES PLAYED

1. Frankie Sullivan	2009-13	134
2. Scott Pohlman	1997-2001	129
Frank Ford	1983-87	129
DeWayne Reed	2006-10	120
5. Doc Robinson	1996-2000	128
Mamadou N'diaye	1996-2000	128
Chris Morris	1984-88	128
8. Daymeon Fishback	1996-2000	127
9. Chuck Person	1982-86	126
Quantez Robertson	2005-09	126

SINGLE-SEASON RECORDS - INDIVIDUAL

POINTS

1. Chuck Person	1984-85	747
2. John Mengelt	1970-71	738
3. Chuck Person	1985-86	710
4. John Mengelt	1969-70	696
5. Mike Mitchell	1977-78	671
6. KT Harrell	2014-15	648
7. Marquis Daniels	2002-03	625
8. Wesley Person	1993-94	621
9. Chris Morris	1987-88	620
10. Lee DeFore	1965-66	615
11. Chuck Person	1983-84	593
12. Aaron Swinson	1993-94	579
13. Chris Denson	2013-14	572
14. Eddie Johnson	1973-74	567
15. KT Harrell	2013-14	548
16. Wesley Person	1991-92	538
Jeff Moore	1986-87	538
18. Keenan Carpenter	1988-89	531
19. Ronnie Battle	1989-90	527
20. Mustapha Heron	2017-18	526

SCORING AVERAGE

1. John Mengelt	1970-71	28.4
2. John Mengelt	1969-70	26.8
3. Mike Mitchell	1977-78	24.9
4. Lee DeFore	1965-66	23.7
5. Wesley Person	1993-94	22.2
6. Chuck Person	1984-85	22.0
7. Eddie Johnson	1973-74	21.8
8. Chuck Person	1985-86	21.5
9. Eddie Johnson	1974-75	20.9
10. Aaron Swinson	1993-94	20.7
Chris Morris	1987-88	20.7
12. Wesley Person	1991-92	19.9
13. Eddie Johnson	1975-76	19.7
14. Mike Mitchell	1976-77	19.4
John Mengelt	1968-69	19.4
16. Chris Denson	2013-14	19.1
Chuck Person	1983-84	19.1
Stan Pietkiewicz	1977-78	19.1
19. Keenan Carpenter	1988-89	19.0

REBOUNDS

1. Korvotney Barber	2008-09	347
2. Cinmeon Bowers	2014-15	326
3. Rex Frederick	1957-58	325
4. Rex Frederick	1956-57	322
5. Bill Alexander	1969-70	316
6. Freddie Guy	1964-65	306
7. Chuck Person	1984-85	303
8. Pepto Bolden	1973-74	302
9. Chris Morris	1987-88	295
10. Jim Retseck	1970-71	294

REBOUND AVERAGE

1. Rex Frederick	1956-57	15.3
2. Rex Frederick	1957-58	14.8
3. Rex Frederick	1958-59	12.9
4. Layton Johns	1962-63	12.4
5. Bob Miller	1952-53	12.3
6. Freddie Guy	1964-65	12.2
7. Bill Alexander	1969-70	12.1
8. Pepto Bolden	1973-74	11.6
9. Bob Miller	1953-54	11.5
10. Mike Mitchell	1974-75	11.4

FIELD GOALS MADE

1. Chuck Person	1984-85	334
2. Chuck Person	1985-86	310
3. Mike Mitchell	1977-78	283
4. John Mengelt	1970-71	265
5. John Mengelt	1969-70	258
6. Chuck Person	1983-84	255
7. Marquis Daniels	2002-03	244
8. Chris Morris	1987-88	241
Lee DeFore	1965-66	241
10. Aaron Swinson	1993-94	234

FIELD GOALS ATTEMPTED

1. Chuck Person	1984-85	614
2. Chuck Person	1985-86	597
3. John Mengelt	1969-70	554
4. John Mengelt	1970-71	548
5. Mike Mitchell	1977-78	544
6. Eddie Johnson	1973-74	538
7. Lee DeFore	1965-66	516
8. Chris Morris	1987-88	501
9. Marquis Daniels	2002-03	476
10. Chuck Person	1983-84	470



Lee DeFore

FIELD GOAL PERCENTAGE

1. Charles Barkley	1982-83	161-250	.644
2. Charles Barkley	1983-84	162-254	.638
3. Aaron Swinson	1993-94	234-371	.631
4. Joe Newton	1964-65	126-208	.606
5. Aaron Swinson	1992-93	183-305	.600
6. Charles Barkley	1981-82	144-242	.595
7. Aaron Swinson	1991-92	157-267	.588
8. Marco Killingsworth	2003-04	145-247	.587
9. Layton Johns	1961-62	129-221	.584
Austin Wiley	2016-17	73-125	.584

3-POINT FIELD GOALS MADE

1. Lance Weems	1995-96	108
2. Bryce Brown	2017-18	107
3. Tay Waller	2008-09	100
4. KT Harrell	2014-15	98
5. Wesley Person	1993-94	93
6. Tay Waller	2009-10	87
7. Keenan Carpenter	1988-89	84
8. Lance Weems	1994-95	78
Bryce Brown	2015-16	78
10. Adam Harrington	2000-01	72

3-POINT FIELD GOALS ATTEMPTED

1. Bryce Brown	2017-18	280
2. Lance Weems	1995-96	279
3. Tay Waller	2008-09	272
4. KT Harrell	2014-15	226
5. Tay Waller	2009-10	212
6. Adam Harrington	2000-01	211
Bryce Brown	2015-16	211
8. Wesley Person	1993-94	210
9. Keenan Carpenter	1988-89	203
10. Frankie Sullivan	2012-13	202
Ian Young	2004-05	202

3-POINT FIELD GOAL PCT. (MIN. 1.0 PER GAME)

1. Ronnie Battle	1991-92	71-139	.511
2. Wesley Person	1991-92	69-141	.489
3. Franklin Williams	1995-96	32-68	.471
4. Wesley Person	1992-93	58-125	.464
5. Wesley Person	1993-94	93-210	.443
6. KT Harrell	2014-15	98-226	.434
7. Quan Prowell	2006-07	35-81	.432
8. Mustapha Heron	2016-17	44-104	.423
9. John Caylor	1987-88	40-95	.421
10. Jay Heard	1998-99	39-93	.419

FREE THROWS MADE

1. John Mengelt	1970-71	208
2. John Mengelt	1969-70	180
3. Chris Denson	2013-14	176
4. Jared Harper	2017-18	166
5. KT Harrell	2014-15	162
6. Wally Tinker	1967-68	148
7. Bob Miller	1953-54	144
8. Mustapha Heron	2017-18	139
9. Mustapha Heron	2016-17	137
10. DeWayne Reed	2009-10	135

FREE THROWS ATTEMPTED

1. Chris Denson	2013-14	268
2. John Mengelt	1970-71	256
3. John Mengelt	1969-70	225
4. Bob Miller	1953-54	213
5. Cinmeon Bowers	2014-15	207
6. Mustapha Heron	2017-18	202
7. Wally Tinker	1967-68	199
KT Harrell	2014-15	199
9. Tyler Harris	2015-16	194
10. DeWayne Reed	2009-10	190

FREE THROW PERCENTAGE

1. Eddie Johnson	1974-75	102-116	.879
Danjel Purifoy	2016-17	80-91	.879
3. Stan Pietkiewicz	1977-78	128-146	.877
4. KT Harrell	2013-14	134-154	.870
5. Jimmy Fibbe	1960-61	83-96	.865
Ian Young	2004-05	83-96	.865
7. Scott Pohlman	1998-99	69-80	.863
8. Jimmy Montgomery	1965-66	83-97	.856
9. Lee DeFore	1965-66	133-156	.853
10. Frankie Sullivan	2009-10	80-94	.851

ASSISTS

1. Gerald White	1985-86	221
2. Wes Flanigan	1995-96	214
3. Jamison Brewer	2000-01	187
4. Gerald White	1984-85	185
Jared Harper	2017-18	185
6. Doc Robinson	1999-2000	175
7. Doc Robinson	1998-99	166
8. Quantez Robertson	2006-07	163
9. Terrance Howard	1987-88	160
10. Eddie Johnson	1975-76	149

BLOCKS

1. Kyle Davis	2002-03	126
2. Kyle Davis	2000-01	84
3. Kyle Davis	2001-02	78
4. Mamadou N'diaye	1998-99	77
5. Mamadou N'diaye	1997-98	73
Anfernee McLemore	2017-18	73
7. Kyle Davis	2003-04	72
8. Mamadou N'diaye	1999-2000	66
9. Horace Spencer	2015-16	65
10. Asaahn Dixon-Tatum	2013-14	64

Note: Figures not available prior to 1978-79 season.

STEALS

1. Marquis Daniels	2002-03	78
2. Marquis Daniels	2000-01	71
3. Bryant Smith	1997-98	67
DeWayne Reed	2008-09	67
5. Wes Flanigan	1995-96	64
Chris Porter	1998-99	64
Derrick Dennison	1989-90	64
8. Quantez Robertson	2007-08	63
9. Brandon Robinson	2003-04	62
10. Gerald White	1984-85	60

Note: Figures not available prior to 1978-79 season.

SINGLE-SEASON RECORDS - TEAM

WINS

1.	29	1998-99
2.	26	2017-18
3.	24	2008-09
	24	1999-2000
5.	22	2002-03
	22	1985-86
	22	1984-85
8.	20	1983-84
	20	1958-59
	20	1927-28

FIELD GOALS MADE

1.	1016	1984-85
2.	977	1985-86
3.	974	1998-99
4.	955	1986-87
5.	928	2008-09
6.	917	2000-01
7.	908	1983-84
8.	906	2017-18
9.	887	1977-78
10.	884	1987-88

SCORING MARGIN

1.	+19.6	1998-99
2.	+17.4	1958-59
3.	+11.2	1962-63
4.	+10.2	1961-62
5.	+9.5	1959-60
6.	+8.7	2017-18
7.	+7.7	1964-65
8.	+7.3	1956-57
9.	+7.0	1957-58
10.	+6.9	1999-2000

WINNING PERCENTAGE

1.	.909 (20-2)	1958-59
	.909 (20-2)	1927-28
3.	.878 (29-4)	1998-99
4.	.864 (19-3)	1959-60
5.	.818 (18-4)	1962-63
6.	.765 (26-8)	2017-18
7.	.750 (18-6)	1961-62
8.	.727 (16-6)	1957-58
	.727 (16-6)	1938-39
10.	.722 (13-5)	1941-42
	.722 (13-5)	1936-37

POINTS

1.	2783	2017-18
2.	2680	1998-99
3.	2620	2008-09
4.	2573	2016-17
5.	2477	2000-01
	2477	1986-87
7.	2423	1999-2000
8.	2422	2009-10
9.	2410	1989-90
10.	2408	2002-03

FIELD GOALS ATTEMPTED

1.	2245	1998-99
2.	2118	1999-2000
3.	2116	2008-09
4.	2102	2017-18
5.	2043	2000-01
6.	2040	1984-85
7.	1992	1951-52
8.	1969	2016-17
9.	1951	1973-74
10.	1934	1985-86

GAMES PLAYED

1.	36	2008-09
2.	35	2014-15
3.	34	2017-18
	34	2002-03
	34	1999-2000
	34	1984-85
7.	33	1998-99
	33	1985-86
9.	32	2016-17
	32	2009-10
	32	2006-07
	32	2000-01
	32	1995-96

SCORING AVERAGE

1.	86.6	1991-92
2.	82.1	1970-71
3.	82.0	1977-78
4.	81.9	2017-18
5.	81.73	1974-75
6.	81.71	1993-94
7.	81.3	1975-76
8.	81.2	1998-99
9.	80.5	1976-77
10.	80.407	1992-93
	80.406	2016-17

FIELD GOAL PERCENTAGE

1.	.521 (#1 in NCAA Div. I)	1959-60
2.	.518	1983-84
3.	.511	1991-92
4.	.508	1981-82
5.	.506 (#1 in NCAA Div. I)	1993-94
6.	.505	1985-86
7.	.504	1962-63
8.	.502	1968-69
9.	.501	1992-93
10.	.498	1984-85
	.498	1982-83

3-POINT FIELD GOALS MADE

1.	324	2017-18
2.	289	2016-17
3.	287	1995-96
4.	278	2008-09
5.	272	2015-16
6.	271	2009-10
7.	259	2004-05
8.	252	2014-15
9.	235	2006-07
10.	234	1998-99

Season records kept since 1986-87.



1998-99 Auburn Tigers

3-POINT FIELD GOAL ATTEMPTED

1.	908	2017-18
2.	832	2008-09
3.	819	2009-10
4.	806	1995-96
5.	799	2015-16
6.	789	2016-17
7.	755	2004-05
8.	727	2014-15
9.	703	1996-97
10.	701	2006-07

Season records kept since 1986-87.

3-POINT FIELD GOAL PERCENTAGE

1.	.452	1991-92
2.	.390	1992-93
3.	.380	1993-94
4.	.377	1990-91
	.377	1986-87
6.	.366	2016-17
	.366	1994-95
8.	.363	1989-90
9.	.357	2017-18
10.	.356	1987-88
	.356	2005-06

Season records kept since 1986-87.

FREE THROWS MADE

1.	647	2017-18
2.	606	2014-15
3.	562	2016-17
4.	541	1989-90
5.	532	1953-54
6.	526	2013-14
7.	514	1958-59
8.	502	1970-71
9.	499	1969-70
10.	498	1998-99

FREE THROWS ATTEMPTED

1.	910	2014-15
2.	908	2017-18
3.	836	2016-17
4.	802	2008-09
5.	787	1953-54
6.	776	1989-90
7.	747	2015-16
8.	730	2013-14
9.	707	1958-59
10.	703	1969-70

FREE THROW PERCENTAGE

1.	.792 (#1 in NCAA Div. I)	1965-66
2.	.774	2017-18
3.	.772	1959-60
4.	.770	1987-88
5.	.758	1977-78
6.	.750	1985-86
7.	.748	1960-61
8.	.745	1970-71
9.	.743	1964-65
10.	.739	1956-57

REBOUNDS

1.	1452	1998-99
2.	1335	1999-2000
3.	1323	2008-09
4.	1301	1984-85
5.	1292	1974-75
6.	1289	2017-18
7.	1269	1973-74
8.	1243	2000-01
9.	1228	1986-87
10.	1212	1951-52

REBOUND AVERAGE

1.	52.8	1957-58
2.	49.7	1974-75
3.	49.6	1952-53
4.	49.0	1956-57
5.	48.7	1973-74
6.	48.5	1951-52
7.	47.1	1955-56
8.	46.5	1969-70
9.	46.4	1970-71
10.	45.6	1958-59

REBOUND MARGIN

1.	+9.2	1998-99
2.	+8.6	1961-62
3.	+8.4	1983-84
	+8.4	1958-59
5.	+7.8	1976-77
	+7.8	1964-65
7.	+7.6	1986-87
8.	+7.5	1987-88
9.	+7.1	1984-85
10.	+7.0	1974-75, 1975-76

PERSONAL FOULS

1.	708	2014-15
2.	675	1989-90
3.	674	2008-09
4.	673	2017-18
5.	672	2016-17
6.	660	2015-16
7.	657	2012-13
8.	647	2013-14
9.	641	2010-11
10.	635	1990-91
	635	2009-10

FOULED OUT

1.	33	1977-78
2.	29	1973-74
3.	27	1978-79
4.	26	2006-07
	26	2004-05
	26	2000-01
	26	1972-73
7.	24	1982-83
	24	1981-82
9.	23	1993-94
	23	1990-91
	23	1989-90

ASSISTS

1.	532	2006-07
2.	526	1985-86
3.	518	1987-88
4.	507	2008-09
5.	501	1986-87
6.	495	2000-01
7.	493	1994-95
8.	482	1995-96
9.	481	2017-18
	481	1983-84

Season records kept only since 1965-66.

BLOCKS

1.	180	2017-18
2.	178	2002-03
3.	162	2016-17
4.	155	2000-01
5.	152	2001-02
	152	1997-98
7.	149	2011-12
8.	134	2013-14
	134	2003-04
10.	126	2015-16

Note: Figures not available prior to 1978-79 season.

STEALS

1.	327	1998-99
	327	2008-09
3.	270	2006-07
4.	269	2002-03
5.	265	2000-01
6.	259	2007-08
7.	258	1989-90
8.	252	2017-18
	252	2009-10
9.	251	1995-96

Note: Figures not available prior to 1978-79 season.

WINNING STREAKS

OVERALL WIN STREAKS

30

Began with an 80-72 win at Georgia Tech on Jan. 22, 1958, and ended with a 75-56 loss at Kentucky on Feb. 21, 1959.

17

Began with a 114-60 win over Southeastern Louisiana on Nov. 13, 1998, and ended with a 72-62 loss at Kentucky on Jan. 20, 1999.

15

Began with a 55-54 win over Vanderbilt on Jan. 30, 1960, and ended with a 56-48 loss at Mississippi State on Jan. 7, 1961.

14

First 14 games of 1927-28 season. Began with a 38-12 win over Montgomery YMCA, and ended with a 43-42 loss to Ole Miss.

14

Began with a 65-56 win over Belmont on Dec. 1, 1999, and ended with a 79-77 loss at Ole Miss on Jan. 22, 2000.

14

Began with a 102-74 win over Norfolk State on Nov. 10, 2017 and ended with a 76-71 loss at Alabama on Jan. 17, 2018.

11

Began with a 27-24 win over Mississippi State in the third game of the 1926-27 season, and ended with a 25-23 loss to Tennessee in February of 1927.

10

Began with a 60-50 win at Alabama on Jan. 20, 1962, and ended with a 63-60 loss to Kentucky on Feb. 26, 1962.

HOMECOURT WIN STREAKS

36

Began with a 73-66 win over Georgia on Jan. 26, 1957, and ended with a 56-48 loss to Mississippi State on Jan. 7, 1961.

30

Began with a 77-62 win over Southern Miss in the first round of the NIT and last home game of the 1997-98 season, and ended with a 55-53 loss to #12 LSU on Mar. 1, 2000.

17

Began with a 27-24 win over Mississippi State in the third game of the 1926-27 season and ended with a 43-42 loss to Ole Miss in the 15th game of the 1927-28 season.

15

Began with a 92-70 win over Georgia Tech on Feb. 27, 1974, and ended with a 63-62 loss to Alabama on Jan. 10, 1976.

13

Began with an 89-78 win over Missouri on March 4, 2017 and ended with an 81-80 loss to Texas A&M on Feb. 7, 2018.

10

Began with a 79-44 win over Ole Miss on Jan. 7, 1963, and ended with a 62-57 loss to Georgia Tech on Feb. 3, 1964.

10

Began with a 76-73 win over Ole Miss on Mar. 2, 2011, and ended with a 68-53 loss to #2 Kentucky on Jan. 11, 2012.

#WAREAGLE • #UNFINISHEDBUSINESS

AUBURN MEN'S BASKETBALL



The 2017-18 Auburn Tigers, who won 14 consecutive games from Nov. 10-Jan. 17

YEAR-BY-YEAR LEADERS

SCORING

Season	Player	G	FGM	3FG	FTM	PTS	AVG
2017-18	Mustapha Heron, So., G	32	172	43	139	526	16.4
2016-17	Mustapha Heron, Fr., G	32	152	44	137	485	15.2
2015-16	Kareem Canty, Sr., G	21	126	69	63	384	18.3
2014-15	KT Harrell, Sr., G	35	194	98	162	648	18.5
2013-14	Chris Denson, Sr., G	30	187	22	176	572	19.1
2012-13	Frankie Sullivan, Sr., G	32	148	56	113	465	14.5
2011-12	Frankie Sullivan, Jr., G	31	126	60	80	392	12.6
2010-11	Earnest Ross, So., G	31	126	48	107	407	13.1
2009-10	DeWayne Reed, Sr., G	32	167	49	135	518	16.5
2008-09	DeWayne Reed, Jr., G	36	156	65	97	474	13.2
2007-08	Quan Prowell, Sr., F	25	142	39	51	374	15.0
2006-07	Josh Dollard, So., F	26	125	18	58	326	12.5
2005-06	Ronny LeMelle, Sr., G	28	123	58	55	359	12.8
2004-05	Toney Douglas, Fr., G	31	179	70	105	525	16.9
2003-04	Marco Killingsworth, Jr., F	27	145	4	77	371	13.7
2002-03	Marquis Daniels, Sr., F	34	244	30	107	625	18.4
2001-02	Marquis Daniels, Jr., F	28	115	22	73	325	11.6
2000-01	Marquis Daniels, So., F	32	206	11	395	503	15.7
1999-00	Chris Porter, Sr., F	26	141	4	304	380	14.6
1998-99	Chris Porter, Jr., F	30	179	8	381	479	16.0
1997-98	Doc Robinson, So., G	30	140	43	358	372	12.4
1996-97	Wes Flanigan, Sr., G	31	117	26	81	341	11.0
1995-96	Lance Weems, Sr., G	32	149	108	24	430	13.4
1994-95	Lance Weems, Jr., G	29	127	78	50	382	13.2
1993-94	Wesley Person, Sr., G/F	28	217	93	93	621	22.2
1992-93	Wesley Person, Jr., F	27	194	58	61	507	18.8
1991-92	Wesley Person, So., F	27	208	69	53	538	19.9
1990-91	Ronnie Battle, So., G	29	184	50	76	494	17.0
1989-90	Ronnie Battle, Fr., G	31	202	64	59	527	17.0
1988-89	Keenan Carpenter, Sr., G	28	195	84	57	531	19.0
1987-88	Chris Morris, Sr., F	30	241	33	105	620	20.7
1986-87	Jeff Moore, Jr., C	31	208	2	120	538	17.4
1985-86	Chuck Person, Sr., F	33	310	0	90	710	21.5
1984-85	Chuck Person, Jr., F	34	334	0	79	747	22.0
1983-84	Chuck Person, So., F	31	255	0	83	593	19.1
1982-83	Charles Barkley, So., C	28	161	0	82	404	14.4
1981-82	Odell Mosteller, Jr., G	28	186	0	73	445	15.9
1980-81	Earl Banks, Sr., C	27	140	0	40	320	11.9
1979-80	Bubba Price, Sr., G	28	123	0	59	305	10.9
1978-79	Bobby Cattage, So., C	29	184	0	92	460	15.9
1977-78	Mike Mitchell, Sr., F	27	283	0	105	671	24.9
1976-77	Mike Mitchell, Jr., F	26	229	0	47	505	19.4
1975-76	Eddie Johnson, Jr., G	26	204	0	105	513	19.7
1974-75	Eddie Johnson, So., G	24	200	0	102	502	20.9
1973-74	Eddie Johnson, Fr., G	26	231	0	105	567	21.8
1972-73	Gary England, Sr., G	26	140	0	53	333	12.8
1971-72	Jim Retseck, Jr., F	26	165	0	100	430	16.5
1970-71	John Mengelt, Sr., G	26	265	0	208	738	28.4
1969-70	John Mengelt, Jr., G	26	258	0	180	696	26.8
1968-69	John Mengelt, So., G	25	189	0	108	486	19.4
1967-68	Wally Tinker, Jr., F	26	115	0	148	378	14.5
1966-67	Alex Howell, Jr., G	25	148	0	52	348	14.0
1965-66	Lee DeFore, Sr., F	26	241	0	133	615	23.7
1964-65	Lee DeFore, Jr., F	23	145	0	73	363	15.8
1963-64	Lee DeFore, So., F	23	168	0	72	408	17.7
1962-63	Layton Johns, Sr., C	22	119	0	92	330	15.0
1961-62	Layton Johns, Jr., C	24	129	0	119	377	15.7
1960-61	Jimmy Fibbe, Sr., F	22	120	0	83	323	14.7
1959-60	Henry Hart, Sr., G	20	108	0	94	310	15.5
1958-59	Jimmy Lee, Sr., G	22	112	0	65	289	13.1
1957-58	Rex Frederick, Jr., F	22	123	0	109	355	16.1

1956-57	Jimmy Lee, So., G	21	134	0	66	334	15.9
1955-56	Bill McGriff, So., C	21	121	0	92	334	15.9
1954-55	Bill Kirkpatrick, Sr., G	20	152	0	67	371	18.7
1953-54	Bob Miller, Sr., C	24	141	0	144	426	17.8
1952-53	Bob Miller, Jr., C	21	86	0	96	268	15.8
1951-52	Inman Veal, So., G	26	114	0	47	284	10.9
1950-51	Dan Pridgen, Sr., C	22	111	0	56	278	12.6
1949-50	Bill Lynn, Sr., C	23	129	0	81	339	14.7

REBOUNDING

Season	Player	G	REB	AVG
2017-18	Desean Murray, Jr., F	34	229	6.7
2016-17	Mustapha Heron, Fr., G	32	195	6.1
2015-16	Cinmeon Bowers, Sr., F/G	30	289	9.6
2014-15	Cinmeon Bowers, Jr., F	34	326	9.6
2013-14	Asaahn Dixon-Tatum, Sr., C	30	180	6.0
2012-13	Robb Chubb, Sr., C	32	210	6.6
2011-12	Kenny Gabriel, Sr., F	31	227	7.3
2010-11	Earnest Ross, So., G	31	205	6.6
2009-10	Lucas Hargrove, Sr., F	32	224	7.0
2008-09	Korvotney Barber, Sr., F	36	347	9.6
2007-08	Quan Prowell, Sr., F	25	158	6.3
2006-07	Josh Dollard, So., F	26	181	7.0
2005-06	Korvotney Barber, Fr., F	28	134	4.8
2004-05	Quinnel Brown, Sr., F	31	186	6.0
2003-04	Marco Killingsworth, Jr., F	27	187	6.9
2002-03	Marco Killingsworth, So., F	34	219	6.4
2001-02	Marquis Daniels, Jr., F	28	148	5.3
2000-01	Jamison Brewer, So., G	32	230	7.2
1999-00	Mamadou N'diaye, Sr., C	34	267	7.9
1998-99	Chris Porter, Jr., F	30	259	8.6
1997-98	Mamadou N'diaye, So., C	30	208	6.9
1996-97	Pat Burke, Sr., C	31	216	7.0
1995-96	Pat Burke, Jr., C	32	278	8.7
1994-95	Chris Davis, Jr., F	29	178	6.1
1993-94	Aubrey Wiley, Sr., F	28	261	9.3
1992-93	Aaron Swinson, Jr., F/C	27	207	7.7
1991-92	Aaron Swinson, So., F	27	203	7.5
1990-91	Robert McKie, So., C	28	164	5.9
1989-90	John Caylor, Jr., C-F	28	189	6.8
1988-89	Matt Geiger, So., C	28	186	6.6
1987-88	Chris Morris, Sr., F	30	295	9.8
1986-87	Jeff Moore, Jr., C	31	293	9.5
1985-86	Chuck Person, Sr., F	33	260	7.9
1984-85	Chuck Person, Jr., F	34	303	8.9
1983-84	Charles Barkley, Jr., C	28	265	9.5
1982-83	Charles Barkley, So., C	28	266	9.5
1981-82	Charles Barkley, Fr., C	28	275	9.8
1980-81	Earl Banks, Sr., C	27	188	7.0
1979-80	Earl Banks, Jr., C	28	164	5.9
1978-79	Bobby Cattage, So., C	29	269	9.3
1977-78	Mike Mitchell, Sr., F	27	241	8.9
1976-77	Pepto Bolden, Sr., F	26	233	9.0
1975-76	Mike Mitchell, So., F	26	249	9.6
1974-75	Mike Mitchell, Fr., F	25	286	11.4
1973-74	Pepto Bolden, Fr., C	26	302	11.6
1972-73	Gary Redding, Fr., F	26	214	8.2
1971-72	Jim Retseck, Jr., F	26	240	9.2
1970-71	Jim Retseck, So., F	26	294	11.3
1969-70	Bill Alexander, Sr., C	26	316	12.1
1968-69	Wally Tinker, Sr., F	25	195	7.8
1967-68	Bill Alexander, So., C	25	186	7.4
1966-67	Wally Tinker, So., F	25	211	8.4

1965-66	Lee DeFore, Sr., F	26	249	9.6
1964-65	Freddie Guy, Sr., F	25	306	12.2
1963-64	Freddie Guy, Jr., F	22	257	11.1
1962-63	Layton Johns, Sr., C	22	274	12.4
1961-62	Layton Johns, Jr., C	24	270	11.3
1960-61	Jimmy Fibbe, Sr., F	22	144	6.5
1959-60	Jimmy Fibbe, Jr., C	22	152	6.9
1958-59	Rex Frederick, Sr., C	20	257	12.9
1957-58	Rex Frederick, Jr., F	22	325	14.8
1956-57	Rex Frederick, So., F	21	322	15.3
1955-56	Bill McGriff, Sr., C	21	214	10.2
1954-55	Jim O'Donnell, Sr., F	20	172	8.6
1953-54	Bob Miller, Sr., C	24	277	11.5
1952-53	Bob Miller, Jr., C	17	209	12.3
1951-52	Bob Fenn, Jr., C	25	194	7.8
1950-51	Dan Pridgen, Sr., C	20	181	9.1

1964-65	Joe Newton, Sr., C	24	126-208	.606
1963-64	Joe Newton, Jr., C	22	85-154	.552
1962-63	John Blackwell, Jr., F	22	123-219	.562
1961-62	Layton Johns, Jr., C	24	129-232	.556
1960-61	Porter Gilbert, Sr., G	19	88-151	.583
1959-60	Porter Gilbert, Jr., G	22	97-169	.574
1958-59	Jimmy Fibbe, So., F	22	92-160	.575
1957-58	Rex Frederick, Jr., F	22	123-276	.446
1956-57	Rex Frederick, So., F	21	103-201	.512
1955-56	Kay Slayden, Sr., F	21	107-222	.482
1954-55	Gordon Mummert, Sr., C	19	81-180	.450
1953-54	Bob Miller, Sr., C	24	141-284	.496
1952-53	Bob Miller, Jr., C	21	86-212	.406
1951-52	Bill Fickling, So., F	22	75-191	.393
1950-51	Don Lanford, Sr., G	22	89-265	.336
1949-50	Don Lanford, Jr., G	22	76-188	.404

FIELD GOAL PERCENTAGE

Season	Player	G	FGM-A	Pct
2017-18	Anfernee McLemore, So., F	27	74-139	.532
2016-17	Austin Wiley, Fr., C	23	73-125	.584
2015-16	T.J. Dunans, Jr., G	16	65-141	.461
2014-15	KT Harrell, Sr., G	35	194-428	.453
2013-14	Chris Denson, Sr., G	30	187-406	.461
2012-13	Rob Chubb, Sr., C	32	115-239	.481
2011-12	Chris Denson, So., G	30	90-194	.464
2010-11	Rob Chubb, So., C	29	93-200	.465
2009-10	Brendan Knox, Sr., C	32	108-163	.663
2008-09	Korvotney Barber, Sr., F	36	188-345	.545
2007-08	Quan Prowell, Sr., F	25	142-261	.544
2006-07	Korvotney Barber, So., F	32	148-244	.607
2005-06	Korvotney Barber, Fr., F	28	81-141	.574
2004-05	Daniel Hayles, Fr., F-G	31	71-142	.500
2003-04	Marco Killingsworth, Jr., F	27	145-247	.587
2002-03	Marco Killingsworth, So., F	34	170-309	.550
2001-02	Marco Killingsworth, Fr., F	28	90-170	.529
2000-01	Marquis Daniels, So., G	32	206-395	.522
1999-00	Mamadou N'diaye, Sr., C	34	100-187	.535
1998-99	Mamadou N'diaye, Jr., C	33	88-180	.489
1997-98	Bryant Smith, Jr., F	28	130-257	.506
1996-97	Pat Burke, Sr., C	31	128-270	.474
1995-96	Franklin Williams, So., F	32	115-217	.530
1994-95	Chris Davis, Jr., F	29	131-226	.580
1993-94	Aaron Swinson, Sr., F	28	234-371	.631
1992-93	Aaron Swinson, Jr., F/C	27	183-305	.600
1991-92	Aaron Swinson, So., F	27	157-267	.588
1990-91	John Caylor, Sr., F-C	29	86-170	.506
1989-90	John Caylor, Jr., C-F	28	90-169	.533
1988-89	Matt Geiger, So., C	28	170-337	.504
1987-88	John Caylor, So., F	30	102-193	.528
1986-87	Chris Morris, Jr., F	31	170-304	.559
1985-86	Frank Ford, Jr., G	33	153-281	.544
1984-85	Frank Ford, So., G	34	161-291	.553
1983-84	Charles Barkley, Jr., C	28	162-254	.638
1982-83	Charles Barkley, So., C	28	161-250	.644
1981-82	Charles Barkley, Fr., C	28	144-242	.595
1980-81	Earl Banks, Sr., C	27	140-248	.565
1979-80	Rich Valavicius, Sr., F	17	71-136	.522
1978-79	Rich Valavicius, Jr., F	29	171-322	.531
1977-78	Myles Patrick, Sr., F	27	103-196	.526
1976-77	Mike Mitchell, Jr., F	26	229-429	.534
1975-76	Gary Redding, Sr., F	26	139-265	.525
1974-75	Gary Redding, Jr., F	26	159-309	.515
1973-74	Pepto Bolden, Fr., C	26	113-212	.533
1972-73	Albert Johnson, Sr., F	24	76-144	.528
1971-72	Ernie Magri, Jr., F	19	62-110	.564
1970-71	Al Leapheart, Jr., C	26	114-225	.506
1969-70	Bill Alexander, Sr., C	26	141-271	.520
1968-69	Bill Alexander, Jr., C	25	126-238	.529
1967-68	Tom Perry, Jr., F	24	75-147	.510
1966-67	Tom Perry, So., F	25	78-135	.577
1965-66	Bobby Buisson, Jr., G	26	105-185	.566

3-POINT FIELD GOALS (MIN. 1.0 PER GAME)

Season	Player	G	3FGM	AVG
2017-18	Bryce Brown, Jr., G	33	107	3.2
2016-17	Danjel Purifoy, Fr., F	29	59	2.0
2015-16	Bryce Brown, Fr., G	30	78	2.6
2014-15	KT Harrell, Sr., G	35	98	2.8
2013-14	KT Harrell, Jr., G	30	66	2.2
2012-13	Frankie Sullivan, Sr., G	32	56	1.8
2011-12	Frankie Sullivan, Jr., G	31	60	1.9
2010-11	Earnest Ross, So., G	31	48	1.5
2009-10	Tay Waller, Sr., G	26	87	3.4
2008-09	Tay Waller, Jr., G	36	100	2.8
2007-08	Rasheem Barrett, Jr., G	30	46	1.5
2006-07	Quan Prowell, Jr., F	21	35	1.7
2005-06	Ronny LeMelle, Sr., G	28	58	2.1
2004-05	Ian Young, Sr., G	30	70	2.3
2003-04	Ian Young, Jr., G	28	59	2.1
2002-03	Derrick Bird, Sr., G	34	56	1.6
2001-02	Adam Harrington, Jr., G	28	52	1.9
2000-01	Adam Harrington, So., G	31	72	2.3
1999-00	Daymeon Fishback, Sr., G	34	59	1.7
1998-99	Scott Pohlman, So., G	33	62	1.9
1997-98	Scott Pohlman, Fr., G	30	53	1.8
1996-97	Daymeon Fishback, Fr., G	31	57	1.8
1995-96	Lance Weems, Sr., G	32	108	3.4
1994-95	Lance Weems, Jr., G	29	78	2.7
1993-94	Wesley Person, Sr., G/F	28	93	3.3
1992-93	Wesley Person, Jr., F	27	58	2.1
1991-92	Ronnie Battle, Jr., G	27	71	2.6
1990-91	Ronnie Battle, So., G	29	50	1.7
1989-90	Ronnie Battle, Fr., G	31	64	2.1
1988-89	Keenan Carpenter, Sr., G	28	84	3.0
1987-88	John Caylor, So., F	30	40	1.3
1986-87	Gerald White, Sr., G	24	32	1.3

3-point shot instituted in 1986-87

3-POINT FIELD GOAL PERCENTAGE (MIN. 1.0 PER GAME)

Season	Player	G	3FGM-A	Pct
2017-18	Chuma Okeke, Fr., F	34	34-87	.391
2016-17	Mustapha Heron, Fr., G	32	44-104	.423
2015-16	TJ Lang, So., G	31	48-119	.403
2014-15	KT Harrell, Sr., G	35	98-226	.434
2013-14	KT Harrell, Jr., G	30	66-184	.359
2012-13	Jordan Price, Fr., G	27	30-77	.390
2011-12	Kenny Gabriel, Sr., F	31	43-133	.323
2010-11	Earnest Ross, So., G	31	48-144	.333
2009-10	Tay Waller, Sr., G	26	87-212	.410
2008-09	Tay Waller, Jr., G	36	100-272	.368
2007-08	Quan Prowell, Sr., F	25	39-95	.411
2006-07	Quan Prowell, Jr., F	21	35-81	.432
2005-06	Rasheem Barrett, Fr., G	28	39-100	.390
2004-05	Nathan Watson, Sr., G	31	52-139	.374
2003-04	Ian Young, Jr., G	28	59-150	.393
2002-03	Nathan Watson, So., G	28	38-103	.369
2001-02	Adam Harrington, Jr., G	28	52-148	.351
2000-01	Adam Harrington, So., G	31	72-211	.341
1999-00	Daymeon Fishback, Sr., G	34	59-164	.360
1998-99	Jay Heard, Fr., G	33	39-93	.419
1997-98	Daymeon Fishback, So., G	29	39-111	.351
1996-97	Franklin Williams, Jr., F	31	33-86	.384
1995-96	Franklin Williams, So., F	32	32-68	.471
1994-95	Ray Donald, Jr., G/F	29	45-108	.417
1993-94	Wesley Person, Sr., G/F	28	93-210	.443
1992-93	Wesley Person, Jr., F	27	58-125	.464
1991-92	Ronnie Battle, Jr., G	27	71-139	.511
1990-91	Ronnie Battle, So., G	29	50-122	.410
1989-90	Ronnie Battle, Fr., G	31	64-164	.390
1988-89	Keenan Carpenter, Sr., G	28	84-203	.414
1987-88	John Caylor, So., F	30	40-95	.421
1986-87	Gerald White, Sr., G	24	32-83	.386

3-point shot instituted in 1986-87

FREE THROW PERCENTAGE (MIN. 2.0 PER GAME)

Season	Player	G	FTM-A	Pct
2017-18	Desean Murray, Jr., F	34	100-119	.840
2016-17	Danjel Purifoy, Fr., F	29	80-91	.879
2015-16	Kareem Canty, Jr., G	21	63-85	.741
2014-15	KT Harrell, Sr., G	35	162-199	.814
2013-14	KT Harrell, Jr., G	30	134-154	.870
2012-13	Frankie Sullivan, Sr., G	32	113-143	.790
2011-12	Frankie Sullivan, Jr., G	31	80-114	.702
2010-11	Earnest Ross, So., G	31	107-135	.793
2009-10	Frankie Sullivan, So., G	31	80-94	.851
2008-09	Tay Waller, Jr., G	36	56-70	.800
2007-08	Frank Tolbert, Sr., G	30	102-134	.761
2006-07	Frank Tolbert, Jr., G	32	83-116	.716
2005-06	Rasheem Barrett, Fr., G	28	52-69	.754
2004-05	Ian Young, Sr., G	30	83-96	.865
2003-04	Ian Young, Jr., G	28	37-44	.841
2002-03	Derrick Bird, Sr., G	34	56-69	.812
2001-02	Adam Harrington, Jr., G	28	55-79	.696
2000-01	Scott Pohlman, Sr., G	32	70-86	.814
1999-00	Doc Robinson, Sr., G	34	63-81	.778
1998-99	Scott Pohlman, So., G	33	69-80	.863
1997-98	Bryant Smith, Jr., F	28	99-149	.664
1996-97	Wes Flanigan, Sr., G	31	81-122	.664
1995-96	Ray Donald, Sr., G	32	61-68	.897
1994-95	Wes Flanigan, So., G	29	81-101	.802
1993-94	Wesley Person, Sr., G/F	28	94-128	.734
1992-93	Ronnie Battle, Sr., G	27	79-96	.823
1991-92	Chris Brandt, Sr., C	27	108-147	.735
1990-91	Ronnie Battle, So., G	29	76-99	.768
1989-90	Reggie Gallon, Fr., G	31	99-128	.773
1988-89	Keenan Carpenter, Sr., G	28	57-73	.781
1987-88	Jeff Moore, Sr., C	20	86-103	.835
1986-87	Jeff Moore, Jr., C	31	120-150	.800
1985-86	Chuck Person, Sr., F	33	90-112	.804

1984-85	Chuck Person, Jr., F	34	79-107	.738
1983-84	Chuck Person, So., F	31	83-114	.728
1982-83	Odell Mosteller, Sr., G	28	73-90	.811
1981-82	Odell Mosteller, Jr., G	28	73-99	.737
1980-81	Frank Poindexter, So., F	27	81-100	.810
1979-80	Rich Valavicius, Sr., F	17	47-61	.770
1978-79	Bubba Price, Jr., G	29	97-123	.789
1977-78	Stan Pietkiewicz, Sr., G	27	128-146	.877
1976-77	Eddie Johnson, Sr., G	26	98-124	.790
1975-76	Eddie Johnson, Jr., G	26	105-142	.739
1974-75	Eddie Johnson, So., G	24	102-116	.879
1973-74	Eddie Johnson, Fr., G	26	105-130	.807
1972-73	Mike Christian, Jr., G	26	78-114	.684
1971-72	Henry Harris, Sr., G	26	94-128	.734
1970-71	John Mengelt, Sr., G	26	208-256	.812
1969-70	John Mengelt, Jr., G	26	180-225	.800
1968-69	Wally Tinker, Sr., F	25	125-152	.822
1967-68	Tom Perry, Jr., F	24	69-86	.802
1966-67	Bobby Buisson, Sr., G	25	97-126	.785
1965-66	Jimmy Montgomery, Sr., F	26	83-97	.856
1964-65	Lee DeFore, Jr., F	23	73-92	.793
1963-64	Joe Newton, Jr., C	22	61-76	.803
1962-63	Larry Cart, Sr., G	22	66-89	.742
1961-62	Layton Johns, Jr., C	24	119-155	.768
1960-61	Jimmy Fibbe, Sr., F	22	83-96	.865
1959-60	David Vaughn, Jr., F	18	68-85	.800
1958-59	Henry Hart, Sr., G	22	102-138	.739
1957-58	Jimmy Lee, Jr., G	22	62-85	.729
1956-57	Jimmy Lee, So., G	21	66-85	.776
1955-56	Jim O'Donnell, Sr., F	21	80-104	.769
1954-55	Jim O'Donnell, Jr., F	20	112-147	.762
1953-54	Jack Turner, Sr., G	24	82-110	.745
1952-53	Jack Turner, Jr., G	21	82-117	.701
1951-52	Jack Turner, So., G	22	66-89	.742
1950-51	George Hill, Sr., F	22	61-76	.803
1949-50	Don Lanford, Jr., G	22	78-101	.772

ASSISTS

Season	Player	G	AST	AVG
2017-18	Jared Harper, So., G	34	185	5.4
2016-17	Jared Harper, Fr., G	32	95	3.0
2015-16	Kareem Canty, Jr., G	21	111	5.3
2014-15	K.C. Ross-Miller, Sr., G	35	83	2.4
2013-14	Tahj Shamsid-Deen, Fr., G	30	86	2.9
2012-13	Josh Wallace, Sr., G	32	91	2.8
2011-12	Varez Ward, So., G	27	103	3.8
2010-11	Josh Wallace, So., G	31	120	3.9
2009-10	DeWayne Reed, Sr., G	32	139	4.3
2008-09	DeWayne Reed, Jr., G	36	134	3.7
2007-08	Quantez Robertson, Jr., G	30	122	4.1
2006-07	Quantez Robertson, So., G	32	163	5.1
2005-06	Quantez Robertson, Fr., G	28	130	4.6
2004-05	Ian Young, Sr., G	30	121	4.0
2003-04	Ian Young, Jr., G	28	68	2.4
2002-03	Marquis Daniels, Sr., G	34	113	3.3
2001-02	Marquis Daniels, Jr., F	28	116	4.1
2000-01	Jamison Brewer, So., G	32	187	5.8
1999-00	Doc Robinson, Sr., G	34	175	5.1
1998-99	Doc Robinson, Jr., G	33	166	5.0
1997-98	Doc Robinson, So., G	30	131	4.4
1996-97	Wes Flanigan, Sr., G	31	138	4.5
1995-96	Wes Flanigan, Jr., G	32	214	6.7
1994-95	Moochie Norris, Jr., G	29	143	4.9
1993-94	Wes Flanigan, Fr., G	28	137	4.9
1992-93	Reggie Gallon, Sr., G	27	121	4.5
1991-92	Champ Wrencher, Sr., G	27	121	4.5
1990-91	Reggie Gallon, So., G	29	119	4.1
1989-90	Reggie Gallon, Fr., G	31	119	3.8
1988-89	Derrick Dennison, Jr., G	28	119	4.3
1987-88	Terrance Howard, Sr., G	30	160	5.3
1986-87	Gerald White, Sr., G	24	124	5.2
1985-86	Gerald White, Jr., G	33	221	6.7

1984-85	Gerald White, So., G	34	185	5.4
1983-84	Paul Daniels, Sr., G	30	132	4.4
1982-83	Paul Daniels, Jr., G	28	134	4.8
1981-82	Paul Daniels, So., G	28	136	4.9
1980-81	Byron Henson, So., G	26	63	2.4
1979-80	Eric Stringer, Jr., G	28	103	3.7
1978-79	Bubba Price, Jr., G	29	120	4.1
1977-78	Stan Pietkiewicz, Sr., G	27	128	4.7
1976-77	Eddie Johnson, Sr., G	26	135	5.2
1975-76	Eddie Johnson, Jr., G	26	149	5.7
1974-75	Eddie Johnson, So., G	24	140	5.8
1973-74	Mike Christian, Sr., G	26	94	3.6
1972-73	Gary England, Sr., G	26	82	3.2
1971-72	Henry Harris, Sr., G	26	69	2.7
1970-71	John Mengelt, Sr., G	26	91	3.5
1969-70	Carl Shetler, Sr., G	26	67	2.6
1968-69	Wally Tinker, Sr., F	25	129	5.2
1967-68	Tom Perry, Jr., F	24	96	4.0
1966-67	Bobby Buisson, Sr., G	25	73	2.9
1965-66	Bobby Buisson, Jr., G	26	109	4.2

Figures not available prior to 1965-66 season.

BLOCKS

Season	Player	G	BK
2017-18	Anfernee McLemore	27	73
2016-17	Anfernee McLemore, Fr., F	32	37
2015-16	Horace Spencer, Fr., F	31	65
2014-15	Jordon Granger, Jr., F	34	22
2013-14	Asaahn Dixon-Tatum, Sr., C	30	64
2012-13	Asaahn Dixon-Tatum, Jr., C	32	44
2011-12	Kenny Gabriel, Sr., F	31	71
2010-11	Kenny Gabriel, Jr., F	31	28
2009-10	Bredon Knox, Sr., C	32	33
2008-09	Korvotney Barber, Sr., F	36	44
2007-08	Frank Tolbert, Sr., G	30	14
2006-07	Korvotney Barber, Jr., F	32	55
2005-06	Korvotney Barber, Fr., F	28	43
2004-05	Frank Tolbert, Fr., G	30	15
2003-04	Kyle Davis, Sr., C	28	72
2002-03	Kyle Davis, Jr., C	34	126
2001-02	Kyle Davis, So., C	24	78
2000-01	Kyle Davis, Fr., C	30	84
1999-00	Mamadou N'diaye, Sr., C	34	66
1998-99	Mamadou N'diaye, Jr., C	33	77
1997-98	Mamadou N'diaye, So., C	30	73
1996-97	Pat Burke, Sr., C	31	33
1995-96	Pat Burke, Jr., C	32	45
1994-95	Pat Burke, So., C	29	29
1993-94	Pat Burke, Fr., C	28	26
1992-93	Mark Hutton, Jr., F	27	38
1991-92	Wesley Person, So., F	27	29
1990-91	Wesley Person, Fr., F	26	31
1989-90	Zane Arnold, Jr., C	31	21
1988-89	Matt Geiger, So., C	28	25
1987-88	Chris Morris, Sr., F	30	39
1986-87	Mike Jones, So., F	31	41
1985-86	Mike Jones, Fr., F	33	34
1984-85	Chris Morris, Fr., F	34	45
1983-84	Charles Barkley, Jr., C	28	49
1982-83	Charles Barkley, So., C	28	45
1981-82	Charles Barkley, Fr., C	28	51
1980-81	Earl Banks, Sr., C	27	20
1979-80	Benny Anthony, Sr., F	28	26
1978-79	Earl Banks, So., C	29	21

Figures not available prior to 1978-79 season.

STEALS


Season	Player	G	ST
2017-18	Jared Harper, So., G	34	40
2016-17	Danjel Purifoy, Fr., F	29	41
2015-16	Cinmeon Bowers, Sr., F/G	30	29
2014-15	K.C. Ross-Miller, Sr., G	35	54
2013-14	Allen Payne, Sr., F	30	37
2012-13	Allen Payne, Jr., F	32	38
2011-12	Frankie Sullivan, Jr., G	31	44
2010-11	Josh Wallace, So., G	31	53
2009-10	Frankie Sullivan, So., G	31	59
2008-09	DeWayne Reed, Jr., G	36	67
2007-08	Quantez Robertson, Jr., G	30	63
2006-07	Quantez Robertson, So., G	32	55
2005-06	Ronny LeMelle, Sr., G	28	40
2004-05	Nathan Watson, Sr., G	31	52
2003-04	Brandon Robinson, Jr., F	28	62
2002-03	Marquis Daniels, Sr., F	34	78
2001-02	Marquis Daniels, Jr., F	28	54
2000-01	Marquis Daniels, So., F	32	71
1999-00	Chris Porter, Sr., F	26	52
1998-99	Chris Porter, Jr., F	30	64
1997-98	Bryant Smith, Jr., F	28	67
1996-97	Bryant Smith, So., F	31	53
1995-96	Wes Flanigan, Jr., G	32	64
1994-95	Moochie Norris, Jr., G	29	51
1993-94	Wesley Person, Sr., G/F	28	28
1992-93	Reggie Gallon, Sr., G	27	39
1991-92	Reggie Gallon, Jr., G	27	39
1990-91	Reggie Gallon, So., G	29	41
1989-90	Derrick Dennison, Sr., F	30	64
1988-89	Derrick Dennison, Jr., G	28	44
1987-88	Chris Morris, Sr., F	30	52
1986-87	Chris Morris, Jr., F	31	45
1985-86	Chris Morris, So., F	33	49
1984-85	Gerald White, So., G	34	60
1983-84	Chuck Person, So., F	31	38
1982-83	Paul Daniels, Jr., G	28	42
1981-82	Odell Mosteller, Jr., G	28	30
1980-81	Alvin Mumphord, So., G	26	29
1979-80	Bubba Price, Sr., G	28	33
1978-79	Bubba Price, Jr., G	29	49

Figures not available prior to 1978-79 season.

1,000-POINT CLUB


1. CHUCK PERSON • FORWARD, 6-8, 215, BRANTLEY, ALA. (BRANTLEY)

Year	GP-GS	Min-Avg	FG-FGA	Pct	3FG-A	Pct	FT-FTA	Pct	O-D-Reb.-Avg	PF-FO	Ast	TO	Blk	Stl	Pts-Avg
1982-83	28-20	636-22.7	118-218	.541	--	--	25-33	.758	128-4.6	57-1	37	37	6	13	261-9.3
1983-84	31-30	1045-34.8	255-470	.543	--	--	83-114	.728	249-8.0	62-3	38	82	8	38	593-19.1
1984-85	34-34	1240-36.5	334-614	.544	--	--	79-107	.738	303-8.9	78-0	69	80	18	42	747-22.0
1985-86	33-33	1194-36.2	310-597	.519	--	--	90-112	.804	260-7.9	83-3	30	73	12	27	710-21.5
Totals	126-117	4115-32.7	1017-1899	.536	--	--	277-366	.757	940-7.5	280-7	174	277	44	120	2311-18.3



2. MIKE MITCHELL • FORWARD, 6-8, 215, ATLANTA, GA. (PRICE)

Year	GP-GS	Min-Avg	FG-FGA	Pct	3FG-A	Pct	FT-FTA	Pct	O-D-Reb.-Avg	PF-FO	Ast	TO	Blk	Stl	Pts-Avg
1974-75	25-24	--	204-426	.479	--	--	53-98	.541	286-11.4	84-4	15	--	--	--	461-18.4
1975-76	26-26	--	210-431	.487	--	--	66-96	.688	249-9.6	76-2	27	--	--	--	486-18.7
1976-77	26-26	--	229-429	.534	--	--	47-69	.681	220-8.5	75-5	35	--	--	--	505-19.4
1977-78	27-x	--	283-544	.520	--	--	105-135	.778	241-8.9	69-2	50	--	--	--	671-24.9
Totals	104-76	--	926-1830	.506	--	--	271-398	.681	996-9.6	304-13	127	--	--	--	2123-20.4




3. WESLEY PERSON • FORWARD/GUARD, 6-6, 200, BRANTLEY, ALA. (BRANTLEY)

Year	GP-GS	Min-Avg	FG-FGA	Pct	3FG-A	Pct	FT-FTA	Pct	O-D-Reb.-Avg	PF-FO	Ast	TO	Blk	Stl	Pts-Avg
1990-91	26-24	857-33.0	153-325	.471	42-118	.356	52-68	.765	40-107-147-5.7	49-0	48	49	31	35	400-15.4
1991-92	27-27	955-35.4	208-411	.506	69-141	.489	53-73	.726	38-145-183-6.8	45-1	55	45	29	28	538-19.9
1992-93	27-26	957-35.4	194-349	.556	58-125	.464	61-79	.772	51-141-192-7.1	46-0	102	46	17	21	507-18.8
1993-94	28-28	1006-35.9	217-448	.484	93-210	.443	94-128	.734	52-127-179-6.4	45-1	79	45	11	28	621-22.2
Totals	108-105	3775-35.0	772-1533	.497	262-594	.441	260-348	.747	181-520-701-6.5	185-2	284	185	88	112	2066-19.1



4. EDDIE JOHNSON • GUARD, 6-2, 175, WEIRSDALE, FLA. (LAKE WEIR)

Year	GP-GS	Min-Avg	FG-FGA	Pct	3FG-A	Pct	FT-FTA	Pct	O-D-Reb.-Avg	PF-FO	Ast	TO	Blk	Stl	Pts-Avg
1973-74	26-26	--	231-538	.429	--	--	105-130	.807	105-4.0	85-0	75	--	--	--	567-21.8
1974-75	24-23	--	200-449	.445	--	--	102-116	.879	90-3.8	69-3	140	--	--	--	502-20.9
1975-76	26-26	--	204-428	.477	--	--	105-142	.739	101-3.9	74-0	149	--	--	--	513-19.7
1976-77	26-26	--	154-362	.425	--	--	98-124	.790	67-2.6	88-5	135	--	--	--	406-15.6
Totals	102-101	--	789-1777	.444	--	--	410-512	.800	363-3.6	316-8	499	--	--	--	1988-19.5




5. JOHN MENGELT • GUARD, 6-3, 190, ELWOOD, IND. (WENDELL WILLKIE)

Year	GP-GS	Min-Avg	FG-FGA	Pct	3FG-A	Pct	FT-FTA	Pct	O-D-Reb.-Avg	PF-FO	Ast	TO	Blk	Stl	Pts-Avg
1968-69	25	--	189-360	.525	--	--	108-138	.782	106-4.2	60	60	--	--	--	486-19.4
1969-70	26	--	258-554	.465	--	--	180-225	.800	156-6.0	77	54	--	--	--	696-26.8
1970-71	26	--	265-548	.484	--	--	208-256	.812	108-4.1	92	91	--	--	--	738-28.4
Totals	77	--	712-1462	.487	--	--	496-619	.801	370-4.7	229	205	--	--	--	1920-24.8




6. RONNIE BATTLE • GUARD, 6-1, 160, PITTSVIEW, ALA. (CHAVALA)

Year	GP-GS	Min-Avg	FG-FGA	Pct	3FG-A	Pct	FT-FTA	Pct	O-D-Reb.-Avg	PF-FO	Ast	TO	Blk	Stl	Pts-Avg
1989-90	31-31	1020-32.9	202-416	.486	64-164	.390	59-82	.720	35-69-104-3.4	78-2	79	88	5	38	527-17.0
1990-91	29-28	928-32.0	184-438	.420	50-122	.410	76-99	.768	31-44-75-2.6	68-1	62	83	7	27	494-17.0
1991-92	27-27	895-33.1	173-352	.491	71-139	.511	32-46	.696	12-38-50-1.9	70-1	66	64	9	36	449-16.6
1992-93	27-27	927-33.1	158-350	.451	51-133	.383	79-96	.823	11-27-38-1.4	53-0	86	70	4	24	446-16.5
Totals	114-113	3770-33.1	717-1556	.461	236-558	.423	246-323	.762	89-178-267-2.3	269-4	293	305	25	125	1916-16.8



7. CHRIS MORRIS • FORWARD, 6-8, 210, ATLANTA, GA. (DOUGLASS)

Year	GP-GS	Min-Avg	FG-FGA	Pct	3FG-A	Pct	FT-FTA	Pct	O-D-Reb.-Avg	PF-FO	Ast	TO	Blk	Stl	Pts-Avg
1984-85	34-30	1032-30.4	155-325	.477	--	--	44-71	.620	169-5.0	81-5	57	87	45	43	354-10.4
1985-86	33-33	1023-31.0	128-256	.500	--	--	69-103	.670	171-5.2	75-3	62	58	60	54	325-9.8
1986-87	31-31	985-31.8	170-304	.559	9-27	.333	69-97	.711	99-126-225-7.3	104-8	80	69	30	42	418-13.5
1987-88	30-30	1018-33.9	241-501	.481	33-97	.340	105-132	.795	110-185-295-9.8	83-3	82	85	44	54	620-20.7
Totals	128-124	4058-31.7	694-1386	.501	42-124	.338	287-403	.712	209-311-860-6.7	343-19	281	275	179	193	1717-13.4




16. LEE DEFORE • FORWARD, 6-6, 210, ATLANTA, GA. (SYLVAN)


Year	GP-GS	Min-Avg	FG-FGA	Pct	3FG-A	Pct	FT-FTA	Pct	O-D-Reb.-Avg	PF-FO	Ast	TO	Blk	Stl	Pts-Avg
1963-64	23		168-351	.478	--	--	72-90	.800	176-7.7	72	--	--	--	--	408-17.7
1964-65	23		145-326	.444	--	--	73-92	.793	144-6.3	70	--	--	--	--	363-15.8
1965-66	26		241-516	.467	--	--	133-156	.853	249-9.5	73	--	--	--	--	615-23.7
Totals	72		554-1193	.464	--	--	278-338	.822	569-7.8	215	--	--	--	--	1386-19.0

**17. GARY REDDING • FORWARD, 6-6, 185, ATLANTA, GA. (PRICE)**

Year	GP-GS	Min-Avg	FG-FGA	Pct	3FG-A	Pct	FT-FTA	Pct	O-D-Reb.-Avg	PF-FO	Ast	TO	Blk	Stl	Pts-Avg
1972-73	26-x		120-278	.432	--	--	58-90	.644	214-8.2	60	39	--	--	--	298-11.5
1973-74	26-25		117-297	.393	--	--	79-98	.806	246-9.4	56	30	--	--	--	313-12.0
1974-75	26-26		159-309	.515	--	--	63-80	.788	263-10.1	72	40	--	--	--	381-14.7
1975-76	26-x		139-265	.525	--	--	64-87	.736	213-8.2	64	29	--	--	--	342-13.2
Totals	104-51		535-1149	.466	--	--	264-355	.744	936-9.0	252	138	--	--	--	1334-12.8

**18. DOC ROBINSON • GUARD, 6-2, 180, SELMA, ALA. (SELMA)**

Year	GP-GS	Min-Avg	FG-FGA	Pct	3FG-A	Pct	FT-FTA	Pct	Reb.-Avg	PF-FO	Ast	TO	Blk	Stl	Pts-Avg
1996-97	31-17	756-24.4	70-189	.370	16-56	.286	35-46	.761	89-2.9	48-0	96	54	1	31	191-6.2
1997-98	30-29	964-32.1	140-358	.391	43-127	.339	49-64	.766	110-3.7	55-2	131	93	6	35	372-12.4
1998-99	33-33	927-28.1	137-303	.452	37-109	.339	67-86	.779	87-2.6	58-0	166	68	3	47	378-11.5
1999-00	34-34	1056-31.1	139-345	.403	50-142	.352	63-81	.778	103-3.0	48-0	175	66	4	40	391-11.5
Totals	128-113	3703-28.9	486-1195	.407	146-434	.336	214-277	.773	389-3.0	209-2	568	281	14	153	1332-10.4

**19. STAN PIETKIEWICZ • GUARD, 6-5, 200, WINTER PARK, FLA. (WINTER PARK)**


Year	GP-GS	Min-Avg	FG-FGA	Pct	3FG-A	Pct	FT-FTA	Pct	O-D-Reb.-Avg	PF-FO	Ast	TO	Blk	Stl	Pts-Avg
1974-75	25-22		100-233	.429	--	--	41-52	.788	71-2.8	55-0	52	--	--	--	241-9.6
1975-76	25-23		112-243	.461	--	--	28-40	.700	67-2.7	56-1	86	--	--	--	252-10.1
1976-77	23-23		106-219	.484	--	--	44-51	.863	61-2.7	41-0	90	--	--	--	256-11.1
1977-78	27-x		194-380	.511	--	--	128-146	.877	96-3.6	64-2	128	--	--	--	516-19.1
Totals	100-68		512-1075	.476	--	--	241-289	.834	295-3.0	216-3	356	--	--	--	1265-12.7

**20. FRANK TOLBERT • GUARD, 6-6, 210, RIVER FALLS, ALA. (RED LEVEL)**


Year	GP-GS	Min-Avg	FG-FGA	Pct	3FG-A	Pct	FT-FTA	Pct	O-D-Reb.-Avg	PF-FO	Ast	TO	Blk	Stl	Pts-Avg
2004-05	30-11	636-21.2	73-172	.424	18-55	.327	44-68	.647	39-51-90-3.0	110-8	29	60	15	22	208-6.9
2005-06	28-19	655-23.4	90-209	.431	27-75	.360	48-83	.578	46-53-99-3.5	90-7	35	73	23	37	255-9.1
2006-07	32-28	903-28.2	128-268	.478	38-101	.376	83-116	.716	62-93-155-4.8	118-8	49	73	20	42	377-11.8
2007-08	30-29	909-30.3	134-312	.429	32-102	.314	102-134	.761	66-89-155-5.2	109-5	67	76	14	46	402-13.4
Totals	120-87	3103-25.9	425-961	.442	115-333	.345	277-401	.691	2123-286-499-4.2	427-28	180	282	72	147	1242-10.4

**21. DARRELL LOCKHART • FORWARD/CENTER, 6-9, 232, THOMASTON, GA. (ROBERT E. LEE)**

Year	GP-GS	Min-Avg	FG-FGA	Pct	3FG-A	Pct	FT-FTA	Pct	O-D-Reb.-Avg	PF-FO	Ast	TO	Blk	Stl	Pts-Avg
1979-80	28-21	766-27.4	99-211	.469	--	--	48-68	.706	151-5.4	69-2	38	50	8	16	246-8.8
1980-81	27-27	845-31.3	134-244	.549	--	--	34-47	.723	173-6.4	91-4	46	51	9	10	302-11.2
1981-82	28-28	896-32.0	142-256	.555	--	--	40-51	.784	160-5.7	89-5	25	64	21	22	324-11.6
1982-83	28-28	864-30.9	162-297	.545	--	--	40-53	.755	153-5.5	83-5	29	64	16	12	364-13.0
Totals	111-76	3371-30.4	537-1008	.533	--	--	162-219	.740	637-5.7	332-16	138	229	54	60	1236-11.1

**22. WES FLANIGAN • GUARD, 6-1, 180, LITTLE ROCK, ARK. (PARKVIEW)**

Year	GP-GS	Min-Avg	FG-FGA	Pct	3FG-A	Pct	FT-FTA	Pct	O-D-Reb.-Avg	PF-FO	Ast	TO	Blk	Stl	Pts-Avg
1993-94	28-10	682-24.4	61-130	.469	1-13	.077	58-94	.617	10-37-47-1.7	72-5	137	22	1	9	181-6.5
1994-95	29-20	748-25.8	81-186	.435	15-57	.263	81-101	.802	28-40-68-2.3	56-0	84	58	3	24	258-8.9
1995-96	32-32	1074-33.6	142-338	.420	26-97	.268	118-168	.702	26-74-100-3.1	73-2	214	41	2	18	428-13.4
1996-97	31-24	881-28.4	117-278	.421	26-97	.268	81-122	.664	28-48-76-2.5	65-3	138	93	2	39	341-11.0
Totals	120-86	3385-28.2	401-952	.421	68-264	.258	338-485	.697	92-199-291-2.4	266-10	573	214	8	90	1208-10.1

**23. KT HARRELL • GUARD, 6-4, 212, MONTGOMERY, ALA. (BREWBAKER TECH MAGNET)**

Year	GP-GS	Min-Avg	FG-FGA	Pct	3FG-A	Pct	FT-FTA	Pct	O-D-Reb.-Avg	PF-FO	Ast	TO	Blk	Stl	Pts-Avg
2013-14	30-30	977-32.6	174-402	.433	66-184	.359	134-154	.870	20-99-119-4.0	77-1	64	86	6	24	548-18.3
2014-15	35-35	1156-33.0	194-428	.453	98-226	.434	162-199	.814	32-72-104-3.0	80-0	52	86	2	33	648-18.5
Totals	100-50	2495-25.0	401-873	.459	47-171	.275	341-527	.647	88-187-275-2.8	171-0	156	129	10	82	1190-11.9



32. MARCO KILLINGSWORTH • FORWARD, 6-7, 235, MONTGOMERY, ALA. (CENTRAL PARK CHRISTIAN ACADEMY)

Year	GP-GS	Min-Avg	FG-FGA	Pct	3FG-A	Pct	FT-FTA	Pct	O-D-Reb.-Avg	PF-FO	Ast	TO	Blk	Stl	Pts-Avg
2001-02	28-14	549-19.6	90-170	.529	1-5	.200	38-73	.521	47-70-117-4.2	81-4	24	49	11	8	219-7.8
2002-03	34-33	975-28.7	170-309	.550	13-36	.361	98-143	.685	81-138-219-6.4	97-4	33	98	10	18	451-13.3
2003-04	27-25	753-27.9	145-247	.587	4-10	.400	77-120	.642	86-101-187-6.9	74-1	28	68	16	21	371-13.7
Totals	89-72	2277-25.6	405-726	.558	18-51	.353	213-336	.634	214-309-523-5.9	252-9	85	215	37	47	1041-11.7




33. BRYCE BROWN • GUARD, 6-3, 198, STONE MOUNTAIN, GA. (TUCKER)

Year	GP-GS	Min-Avg	FG-FGA	Pct	3FG-A	Pct	FT-FTA	Pct	O-D-T--Avg	PF-FO	Ast	TO	Blk	Stl	Pts-Avg
2015-16	30-11	742-24.7	93-274	.339	78-211	.370	38-46	.826	15-40-55--1.8	73-2	20	31	0	11	302-10.1
2016-17	28-13	592-21.1	68-189	.360	56-140	.400	18-27	.667	12-43-55--2.0	49-0	35	26	6	28	210-7.5
2017-18	33-33	1031-31.2	169-421	.401	107-280	.382	79-102	.775	19-46-65--2.0	55-0	55	43	7	32	524-15.9
Totals	91-57	2365-26.0	330-884	.373	241-631	.382	135-175	.771	46-129-175--1.9	177-2	110	100	13	71	1036-11.4



34. FRANKLIN WILLIAMS • FORWARD, 6-6, 215, HEADLAND, ALA. (HEADLAND)

Year	GP-GS	Min-Avg	FG-FGA	Pct	3FG-A	Pct	FT-FTA	Pct	O-D-Reb.-Avg	PF-FO	Ast	TO	Blk	Stl	Pts-Avg
1994-95	29-19	681-23.5	75-142	.528	9-27	.333	66-89	.742	38-89-127-4.4	86-4	33	62	4	16	225-7.8
1995-96	32-27	874-27.3	115-17	.530	32-68	.471	71-106	.670	50-104-154-4.8	70-1	35	29	0	6	333-10.4
1996-97	31-21	731-23.6	80-179	.447	33-86	.384	53-77	.688	58-73-131-4.2	61-1	25	57	3	21	246-7.9
1997-98	30-22	758-25.3	73-182	.401	31-91	.341	46-74	.622	43-68-111-3.8	71-2	35	71	6	21	223-7.4
Totals	122-89	3044-24.9	343-720	.476	105-272	.386	236-346	.682	189-334-523-4.3	288-8	128	219	13	64	1027-8.4



35. BILL ALEXANDER • CENTER, 6-6, 215, CHEROKEE, ALA. (CHEROKEE VOCATIONAL)

Year	GP-GS	Min-Avg	FG-FGA	Pct	3FG-A	Pct	FT-FTA	Pct	O-D-Reb.-Avg	PF-FO	Ast	TO	Blk	Stl	Pts-Avg
1967-68	25		125-257	.486	--	--	85-143	.594	186-7.4	84	26	--	--	--	335-13.4
1968-69	25		126-238	.529	--	--	85-132	.644	184-7.4	91	22	--	--	--	337-13.4
1969-70	26		141-271	.520	--	--	72-134	.537	316-12.1	78	19	--	--	--	354-13.6
Totals	76		392-766	.511	--	--	242-409	.591	686-8.9	253	67	--	--	--	1026-13.4




36. MUSTAPHA HERON • GUARD, 6-5, 218, WATERBURY, CONN. (SACRED HEART)

Year	GP-GS	Min-Avg	FG-FGA	Pct	3FG-A	Pct	FT-FTA	Pct	Off-Def-Tot-Avg	PF-FO	Ast	TO	Blk	Stl	Pts-Avg
2016-17	32-32	901-28.2	152-344	.442	44-104	.423	137-178	.770	52-143-195-6.1	87-2	43	77	6	27	485-15.2
2017-18	32-32	916-28.6	172-392	.439	43-130	.331	139-173	.803	41-129-170-5.3	82-3	30	66	2	38	526-16.4
Totals	64-64	1817-28.4	324-736	.440	87-234	.372	276-351	.786	93-272-365-5.7	169-5	73	143	8	65	1011-15.8



37. EARL BANKS • FORWARD, 6-7, 220, BIRMINGHAM, ALA. (HOLY FAMILY)

Year	GP-GS	Min-Avg	FG-FGA	Pct	3FG-A	Pct	FT-FTA	Pct	O-D-Reb.-Avg	PF-FO	Ast	TO	Blk	Stl	Pts-Avg
1977-78	27-7		64-138	.464	--	--	36-54	.667	173-6.4	98-11	4	--	--	--	164-6.1
1978-79	29-23	812-28.0	141-284	.496	--	--	35-56	.625	205-7.1	105-7	11	--	--	--	317-10.9
1979-80	28-25	558-19.9	86-173	.497	--	--	31-55	.564	164-5.9	90-3	13	--	--	--	203-7.3
1980-81	27-25	763-30.5	140-248	.565	--	--	40-69	.580	188-7.0	95-4	17	--	--	--	320-11.9
Totals	111-80	2133	431-843	.511	--	--	142-234	.607	730-6.6	388-25	45	--	--	--	1004-9.0



YEAR-BY-YEAR TEAM STATS

	G	FG-FGA	PCT.	3FG-3FGA	PCT.	FT-FTA	PCT.	REB-AVG.	PF-FO	A TO	BLK	STL	PTS	AVG.
1949-50														
Auburn	23	533-1536	.346			371-547	.677		409-na				1437	62.4
Opponents	23	475-1605	.296			311-513	.606		438-na				1261	54.8
1950-51														
Auburn	21	539-1746	.309			353-525	.672	927-42.1					1431	65.0
Opponents	21	558-na				343-547	.626						1460	66.3
1951-52														
Auburn	25	616-1992	.309			372-587	.634	1212-48.5					1604	64.1
Opponents	25	553-na				388-624	.622						1491	59.6
1952-53														
Auburn	21	532-1571	.345			420-667	.629	1042-49.6	490-na				1484	70.7
Opponents	21	440-na				466-759	.614		437-na				1361	64.9
1953-54														
Auburn	24	622-1785	.348			532-787	.675	1045-43.0	596-na				1776	72.0
Opponents	24												1644	68.5
1954-55														
Auburn	20	561-1371	.396			455-660	.689	829-41.5	368-na				1577	78.9
Opponents	20												1552	77.6
1955-56														
Auburn	21	586-1447	.405			469-681	.689	989-47.1	426-na				1641	78.1
Opponents	21	566-na				464-698	.663		407-na				1596	76.0
1956-57														
Auburn	21	590-1386	.426			479-648	.739	1028-49.0	400-na				1659	79.0
Opponents	21												1506	71.7
1957-58														
Auburn	22	605-1478	.409			376-535	.703	1161-52.8	379-na				1586	72.1
Opponents	22	551-1614	.341			331-508	.653	991-45.0	398-na				1433	65.1
1958-59														
Auburn	22	593-1216	.487			514/707	.727	1004-45.6	385-na				1700	77.3
Opponents	22	494-1429	.346			330/492	.668	828-37.2	404-na				1318	59.9
1959-60														
Auburn	22	532-1022	.521			424-549	.772	802-36.5	307-na				1488	67.6
Opponents	22	490-1230	.397			298-423	.704	678-30.8	399-na				1278	58.1
1960-61														
Auburn	22	500-1018	.491			407-544	.748	791-33.0	334-na				1407	62.1
Opponents	22	483-1217	.397			312-441	.707	734-30.6	387-na				1278	58.1
1961-62														
Auburn	24	542-1190	.456			415-573	.724	954-39.8	350-na				1499	62.5
Opponents	24	487-1354	.353			280-410	.683	749-31.2	436-na				1254	52.3
1962-63														
Auburn	22	601-1191	.504			356-501	.710	911-41.4	369-na				1558	70.8
Opponents	22												1312	59.6
1963-64														
Auburn	23	629-1348	.467			384-558	.688	1028-44.7	466-26				1642	71.3
Opponents	23	593-1431	.414			417-614	.687	899-39.1	445-20				1603	69.7
1964-65														
Auburn	25	699-1488	.469			479-645	.743	1111-44.4	553-na				1877	75.1
Opponents	25	599-1441	.415			489-719	.621	916-36.6	481-na				1685	67.4
1965-66														
Auburn	26	749-1606	.465			476-601	.792	1085-41.7	545-na	325			1974	75.9
Opponents	26	695-1618	.428			494-701	.704	1027-39.5	465-na	224			1884	72.4
1966-67														
Auburn	25	651-1322	.492			478-657	.727	1001-40.0	493-na	304			1780	71.2
Opponents	25	598-1446	.413			468-655	.711	884-35.4	491-na	178			1664	66.5
1967-68														
Auburn	26	649-1370	.473			454-661	.686	983-37.8	497-na	404			1752	67.3
Opponents	26	653-1491	.437			453-610	.742	940-36.1	516-na	282			1759	67.7
1968-69														
Auburn	25	734-1461	.502			470-648	.725	989-39.5	421-na	428			1938	77.4
Opponents	25	730-1629	.448			382-517	.738	950-38.0	504-na	331			1842	73.6
1969-70														
Auburn	26	756/1703	.444			499/703	.711	1209/46.5	441/na	259			2011	77.3
Opponents	26	771/1782	.432			393/552	.711	1112/42.7	557/na	265			1935	74.4

WAREAGLE • # UNFINISHED BUSINESS

AUBURN MEN'S BASKETBALL

	G	FG-FGA	PCT.	3FG-3FGA	PCT.	FT-FTA	PCT.	REB-AVG.	PF-FO	A TO	BLK	STL	PTS	AVG.	
1970-71															
Auburn	26	817-1766	.462			502-673	.745	1207-46.4	532-na	275			2136	82.1	
Opponents	26	837-1842	.454			555-766	.724	1129-43.8	522-na	284			2229	85.7	
1971-72															
Auburn	26	772-1633	.473			485-672	.722	1114-42.8	532-na	282			2029	78.0	
Opponents	26	789-1752	.450			523-720	.726	1092-42.1	495-na	328			2101	80.8	
1972-73															
Auburn	26	741-1707	.434			370-569	.650	1157-44.5	518-26	314			1852	71.2	
Opponents	26	866-1888	.459			327-483	.677	1186-45.6	564-21	404			2059	79.2	
1973-74															
Auburn	26	824-1951	.422			395-559	.706	1269-48.7	581-29	290			2043	78.5	
Opponents	26	869-1907	.456			446-609	.732	1159-44.5	549-17	346			2184	84.0	
1974-75															
Auburn	26	870-1916	.454			385-532	.724	1292-49.7	557-20	319			2125	81.7	
Opponents	26	829-1946	.426			377-551	.684	1109-42.7	529-21	340			2035	78.3	
1975-76															
Auburn	26	862-1774	.486			391-558	.701	1156-44.5	543-18	349			2115	81.3	
Opponents	26	819-1806	.453			373-514	.726	976-37.5	445-25	377			2011	77.3	
1976-77															
Auburn	26	862-1792	.481			368-509	.723	1152-44.3	517-17	357			2092	80.5	
Opponents	26	827-1780	.465			299-459	.651	949-36.5	506-18	448			1953	75.1	
1977-78															
Auburn	27	887-1818	.488			441-582	.758	1113-41.2	608-33	402			2215	82.0	
Opponents	27	889-1855	.479			442-638	.693	1024-37.9	555-17	437			2220	82.2	
1978-79															
Auburn	29	842-1734	.486			377-530	.711	1014-35.0	588-27	381			2061	71.1	
Opponents	29	838-1711	.490			425-599	.710	980-33.8	540-26	411			2101	72.4	
1979-80															
Auburn	28	746-1570	.475			362-532	.680	940-33.6	605-17	375	44	142	1854	66.2	
Opponents	28	716-1513	.473			446-645	.691	933-33.3	497-12	367			1878	67.1	
1980-81															
Auburn	27	727-1505	.483			317-481	.659	912-33.8	592-19	338	392	47	145	1771	65.6
Opponents	27	650-1400	.464			473-660	.717	871-32.3	519-17	311			1773	65.7	
1981-82															
Auburn	28	789-1553	.508			356-500	.712	937-33.5	589-24	413	425	100	151	1934	69.1
Opponents	28	712-1493	.477			436-630	.692	824-29.4	498-13	335	345	46	155	1860	66.4
1982-83															
Auburn	28	818-1641	.498			349-510	.684	1024-36.6	563-24	444	502	88	158	1985	70.9
Opponents	28	764-1630	.469			421-619	.680	917-32.8	520-20	368	408	82	213	1949	69.6
1983-84															
Auburn	31	908-1752	.518			442-649	.681	1145-36.9	531-15	481	532	85	216	2258	72.8
Opponents	31	847-1818	.481			357-512	.697	882-28.5	602-24	462	436	66	233	2105	67.9
1984-85															
Auburn	34	1016-20400	.498			358-556	.644	1301-38.3	554-13	464	479	118	224	2390	70.3
Opponents	34	938-2003	.468			342-530	.645	1061-31.2	580-15	361	408	54	217	2218	65.2
1985-86															
Auburn	33	977-1934	.505			425-567	.750	1156-35.0	489-8	526	439	94	191	2379	72.1
Opponents	33	953-2005	.475			288-411	.701	1021-30.9	529-8	466	396	45	198	2194	66.5
1986-87															
3-point line is 19'-9" this year through 2007-08; moved to 20'-9" in 2008-09															
Auburn	31	955-1927	.496	107-284	.475	460-632	.728	1228-39.6	553-18	501	398	114	210	2477	79.9
Opponents	31	883-1919	.460	168-431	.382	390-546	.714	992-32.0	531-12	378	438	79	227	2324	75.0
1987-88															
Auburn	30	884-1863	.475	148-416	.356	406-527	.770	1203-40.1	479-12	518	478	83	208	2322	77.4
Opponents	30	843-1877	.449	166-435	.382	308-481	.640	977-32.6	527-10	399	389	58	264	2160	72.0
1988-89															
Auburn	28	813-1749	.465	130-375	.347	370-564	.656	1138-40.6	554-21	452	513	83	203	2126	75.9
Opponents	28	838-1791	.468	138-352	.392	412-593	.695	1008-36.0	536-10	428	400	95	275	2226	79.5
1989-90															
Auburn	31	865-1863	.464	139-383	.363	541-776	.697	1171-37.8	675-23	430	525	74	258	2410	77.7
Opponents	31	900-1889	.476	150-402	.373	525-782	.671	1148-37.0	670-12	455	496	152	274	2475	79.8
1990-91															
Auburn	29	799-1791	.446	174-462	.377	412-626	.658	1083-37.3	635-23	425	516	90	212	2184	75.3
Opponents	29	811-1726	.470	116-336	.345	564-812	.695	1085-37.4	578-15	401	470	133	267	2302	79.4
1991-92															
Auburn	27	877-1715	.511	182-403	.452	401-612	.655	978-36.2	545-13	463	438	82	189	2337	86.6
Opponents	27	849-1744	.487	135-407	.332	468-675	.693	985-36.5	510-8	432	426	99	202	2301	85.2
1992-93															
Auburn	27	815-1627	.501	161-413	.390	380-540	.704	969-35.9	478-12	423	433	75	166	2171	80.4
Opponents	27	784-1696	.462	136-399	.341	353-508	.695	922-34.1	518-14	374	398	70	180	2057	76.2
1993-94															
Auburn	28	854-1689	.506	182-479	.380	398-610	.652	1069-38.2	544-23	457	489	69	129	2288	81.7
Opponents	28	843-1830	.461	161-446	.361	419-611	.686	964-34.4	548-13	394	376	75	162	2266	80.9

SINGLE-GAME SUPERLATIVES

MOST POINTS SCORED

- 141 vs. Troy State (116), Dec. 11, 1991
- 121 vs. Alabama (78), Feb. 14, 1970
- 120 vs. South Alabama (67), Nov. 27, 1987, at Birmingham, Ala.
- 119 vs. Winthrop (85), Nov. 24, 2017
119 vs. Northwestern State (81), Nov. 27, 2015
- 117 vs. Coastal Carolina (72), Dec. 15, 2016
117 vs. VCU (72), Mar. 3, 1975
- 115 vs. LSU (67), Feb. 14, 1959
- 114 vs. Southeastern Louisiana (60), Nov. 13, 1998
- 113 vs. Troy State (86), Dec. 9, 1993
- 112 vs. Oklahoma St. (94), Dec. 10, 1977, at Huntington, W. Va.
- 111 vs. Jacksonville State (54), Dec. 2, 1958
- 110 vs. LSU (94), Feb. 24, 1975

FEWEST POINTS SCORED (SHOT-CLOCK ERA)

- 35 at Vanderbilt (65), Jan. 7, 2012
35 vs. Tulsa (53), Nov. 24, 2014, at Las Vegas, Nev.
- 40 vs. South Florida (45), Jan. 20, 2011
- 41 at Pittsburgh (78), Dec. 4, 2004
- 42 vs. Temple (68), Nov. 11, 1997, at Albuquerque, N.M.
42 at Arkansas (75), Feb. 11, 1997
- 43 at Alabama (61), Feb. 26, 2013
43 vs. Long Beach State (64), Dec. 23, 2012, at Honolulu, Hawaii
43 vs. Tennessee (35), Jan. 15, 1997
- 44 at Texas Tech (46), Dec. 3, 2014

FEWEST POINTS SCORED (ALL-TIME)

- 3 at Columbus YMCA (74), Jan. 9, 1914
- 4 at Talladega Athletic Club (31), Feb. 3, 1916
- 6 vs. Georgia Tech (12), Feb. 23, 1914
- 7 at Mercer (31), Jan. 13, 1922
- 8 at Columbus YMCA (44), 1909-10 season
- 9 at Bessemer Athletic Club (31), Feb. 5, 1913
9 vs. Birmingham Athletic Club (27), 1911-12 season
- 10 at Washington & Lee (34), 1919-20 season
- 11 at Camp Benning (19), Jan. 17, 1921
11 at Mississippi State (32), Jan. 23, 1915
11 vs. Columbus YMCA (41), Feb. 14, 1914

MOST POINTS ALLOWED

- 119 at Kentucky (Auburn 76), Feb. 10, 1975
- 117 vs. Arkansas (Auburn 105), Jan. 15, 1994
- 116 vs. Troy State (Auburn 141), Dec. 11, 1991
- 115 at Kentucky (Auburn 78), Jan. 29, 1966
- 114 vs. Kentucky (Auburn 95), Feb. 14, 2016
114 at Kentucky (Auburn 93), Mar. 2, 1991
114 at Kentucky (Auburn 76), Feb. 1, 1971
114 vs. Florida (Auburn 95), Feb. 14, 2017
- 111 vs. Northwestern St. (Auburn 92), Nov. 15, 2013
- 110 at Arkansas (Auburn 92), Jan. 4, 1992
110 at Kentucky (Auburn 75), Feb. 21, 2015
- 109 vs. Kentucky (Auburn 79), Feb. 27, 1954, at Montgomery, Ala.

FEWEST POINTS ALLOWED (SHOT-CLOCK ERA)

- 32 vs. Tuskegee (Auburn 75), Dec. 17, 2008
- 35 vs. Coppin State (Auburn 63), Dec. 13, 1999
35 vs. Tennessee (Auburn 43), Jan. 15, 1997
- 37 vs. Alabama (Auburn 49), Feb. 6, 2013
37 at Arkansas (Auburn 52), Jan. 11, 2003
- 38 vs. UNC-Asheville (Auburn 83), Dec. 20, 2001
- 40 vs. South Florida (Auburn 52), Dec. 14, 2011
40 vs. Alabama A&M (Auburn 82), Dec. 29, 2008
40 vs. Alabama (Auburn 94), Jan. 18, 1998
- 41 vs. Bethune-Cookman (Auburn 67), Jan. 2, 2012
41 vs. Winthrop (Auburn 80), Mar. 11, 1999, at Indianapolis, Ind.

FEWEST POINTS ALLOWED (ALL-TIME)

- 6 at Marion (Auburn 38), Feb. 5, 1916
- 6 at Georgia Tech (Auburn 26), Feb. 17, 1906
- 7 at Vanderbilt (Auburn 27), Jan. 28, 1921
7 vs. Tulane (Auburn 27), Jan. 19, 1906
- 8 vs. West Point Athletic Club (Auburn 38), 1919-20 season
8 vs. Birmingham H.S. (Auburn 31), 1911-12 season
8 at Georgia Tech (Auburn 24), Feb. 4, 1909
- 9 vs. Camp Benning (Auburn 68), Jan. 25, 1919
9 vs. Augusta Athletic Assoc. (Auburn 37), Jan. 27, 1909
9 vs. Mercer (Auburn 48), 1906-07 season

BIGGEST WINS

Margin	Date	Team (Site)	AU-Opp
79 pts	1927-28 season	White's Business College	92-13
65 pts	Jan. 17, 1914	Wetumpka Ath. Club (H)	82-17
59 pts	Dec. 30, 1957	Howard College (H)	106-47
59 pts	Jan. 25, 1919	Camp Benning	68-99
58 pts	Dec. 3, 1963	Howard College (H)	102-44
57 pts	Dec. 20, 1999	Puerto Rico-Mayaguez (A)	109-52
57 pts	Dec. 2, 1958	Jacksonville State (H)	111-54
56 pts	Feb. 15, 1906	Mercer	64-8
56 pts	Nov. 21, 1999	Arkansas-Pine Bluff (H)	100-44
55 pts	Jan. 2, 2000	Stony Brook (H)	100-45
54 pts	Jan. 18, 1998	Alabama (H)	94-40
54 pts	Nov. 13, 1998	Southeastern Louisiana (H)	114-60
53 pts	Dec. 29, 1998	Bethune-Cookman (H)	99-46
53 pts	Nov. 27, 1987	South Alabama (BHAM)	120-67
50 pts	Dec. 16, 1976	VCU (A)	109-59
49 pts	Nov. 29, 2003	Grambling State (HUNTS)	105-56
49 pts	Dec. 3, 1957	Jacksonville State (H)	89-50
49 pts	Jan. 29, 1928	Tennessee (H)	63-14
49 pts	Jan. 11, 1919	Montgomery YMCA	59-10

BIGGEST LOSSES

Margin	Date	Team (Site)	AU-Opp
80 pts	Jan. 10, 1913	Georgia (A)	12-92
72 pts	Jan. 19, 1917	Georgia	18-90
71 pts	Jan. 9, 1914	Columbus YMCA (A)	3-74
67 pts	Feb. 7, 1916	Georgia (A)	14-81
66 pts	Feb. 28, 1947	Kentucky (LOU*)	18-84
64 pts	Jan. 16, 1914	Georgia (A)	16-80
50 pts	Jan. 10, 1914	Atlanta Ath. Club (A)	20-70
48 pts	Dec. 30, 1953	Vanderbilt (A)	48-96
47 pts	Feb. 21, 1914	Mercer (A)	13-60
46 pts	Jan. 10, 1913	Georgia (H)	21-67
45 pts	Jan. 19, 1974	Vanderbilt (A)	51-96
45 pts	Feb. 28, 1946	Kentucky (LOU*)	24-69
44 pts	Jan. 5, 1951	Kentucky (A)	35-79
43 pts	Feb. 10, 1975	Kentucky (A)	76-119
43 pts	Dec. 18, 1972	Dayton (A)	63-106
42 pts	Mar. 7, 1997	Kentucky (MEM*)	50-92
41 pts	Mar. 2, 2005	Alabama (A)	53-94

*SEC Tournament: Louisville, Ky.; Memphis, Tenn.

YEAR-BY-YEAR SCORES

1905-06

Record: 5-1-1

COACH: Mike Donahue
CAPTAIN: Frank Jones

		AU	Opp
Jan. 19	vs. Tulane	27	7
Feb. 7	vs. Montgomery YMCA	29	12
Feb. 7	vs. Columbus YMCA	16	18
Feb. 15	vs. Mercer	64	8
Feb. 16	at Atlanta Athletic Club	28	17
Feb. 17	at Georgia Tech	26	6
Mar. 16	at Birmingham Athletic Club	14	14

1906-07

Record: 4-2

COACH: Mike Donahue
CAPTAIN: C.W. Woodruff

		AU	Opp
Jan. 19	vs. Tulane	35	15
	Mercer	48	9
Feb. 14	vs. Columbus YMCA (OT)	29	27
Feb. 16	at Birmingham Athletic Club	23	29
Feb. 26	at Columbus YMCA	16	11
	Birmingham Athletic Club	20	21

1907-08

Record: 6-5

COACH: Mike Donahue
CAPTAIN: R.Y. Ware

		AU	Opp
Feb. 5	at Montgomery YMCA	25	18
	at Columbus YMCA	32	37
Feb. 8	vs. Birmingham Athletic Club	26	14
Feb. 15	at Birmingham Athletic Club	21	25
Feb. 16	at Bessemer Athletic Club	34	13
	vs. Wetumpka Athletic Club	47	11
	Montgomery YMCA	21	27
	Wake Forest	38	13
Feb. 22	vs. Montgomery YMCA	27	31
Mar. 2	vs. Columbus YMCA	19	33
	vs. Georgia ^	34	20

^ - Columbus, Ga.

1908-09

Record: 4-3

COACH: Mike Donahue
CAPTAIN: T.C. Locke

		AU	Opp
	at Georgia	37	48
Jan. 8	vs. Columbus YMCA	14	41
Jan. 16	vs. Bessemer Athletic Club	14	17
Jan. 18	vs. Tulane	29	15
Jan. 27	vs. Augusta Athletic Assoc.	37	9
Feb. 4	at Georgia Tech	24	8
	at Mercer	26	23

1909-10

Record: 11-6

COACH: Mike Donahue
CAPTAIN: S. Gordy

		AU	Opp
	vs. Wetumpka Athletic Club	56	12
	at Columbus YMCA	8	44
	at Mercer	38	20
	at Georgia	35	40
	at Atlanta Athletic Club	23	44

	vs. Mercer	56	19
	vs. Bessemer Athletic Club	26	18
	at Birmingham Athletic Club	31	33
	at Bessemer Athletic Club	23	10
	at Birmingham YMCA	12	23
	vs. Birmingham H.S.	29	16
	vs. Georgia	56	21
	vs. Birmingham Ath. Club	31	19
	vs. Montgomery YMCA	24	16
	vs. Columbus YMCA	16	42
	at Montgomery YMCA	26	17
	at Birmingham Ath. Club	26	19

1910-11

Record: 3-5

COACH: Mike Donahue
CAPTAIN: L.A. Scarbrough

		AU	Opp
	Columbus YMCA	33	45
	at Georgia	24	26
	Birmingham Athletic Club	19	53
	Bessemer Athletic Club	28	24
	Birmingham H.S.	21	28
	Birmingham YMCA	27	30
Feb. 11	vs. Texas	45	27
	Nashville Athletic Club	36	34

1911-12

Record: 2-6

COACH: Mike Donahue
CAPTAIN: E.A. Major

		AU	Opp
	Columbus YMCA	12	19
	Atlanta Athletic Club	22	60
	at Georgia	19	40
	Birmingham Athletic Club	26	35
	Birmingham H.S.	31	8
	Birmingham Athletic Club	9	27
	Bessemer Athletic Club	19	20
Feb. 10	vs. LSU	38	15

1912-13

Record: 6-9

COACH: Mike Donahue

		AU	Opp
Jan. 10	at Georgia	12	92
Jan. 11	at Atlanta Athletic Club	30	62
Jan. 18	vs. Mercer	33	31
Jan. 23	vs. Cumberland	19	35
Jan. 24	at Selma YMCA	29	15
Jan. 25	at Marion	26	15
Feb. 5	at Bessemer Athletic Club	9	31
Feb. 6	at Birmingham Athletic Club	12	35
Feb. 7	at Birmingham High School	24	34
Feb. 8	vs. Montgomery YMCA	39	23
Feb. 12	at Georgia Tech	36	27
	vs. Columbus YMCA	13	77
Feb. 22	vs. Georgia Tech	23	19
Mar. 1	at Mercer	19	36
	vs. Georgia	21	67

1913-14

Record: 3-10

COACH: Mike Donahue
CAPTAIN: E.E. Clements

		AU	Opp
Jan. 9	at Columbus YMCA	3	74
Jan. 10	at Atlanta Athletic Club	20	70
Jan. 16	at Georgia	16	80
Jan. 17	vs. Wetumpka Ath. Club	82	17
Jan. 23	vs. Birmingham Athletic Club	19	42
Jan. 24	vs. Montgomery YMCA	24	20
Jan. 30	at Bessemer Athletic Club	27	68
Jan. 31	vs. Mercer	25	23
Feb. 14	vs. Columbus YMCA	11	41
Feb. 20	at Georgia Tech	12	50
Feb. 21	at Mercer	13	60
Feb. 23	vs. Georgia Tech	6	21
Feb. 28	vs. Georgia	15	46

1914-15

Record: 3-5

COACH: Mike Donahue
CAPTAIN: E.E. Clements

		AU	Opp
Jan. 18	at Atlanta Athletic Club	29	43
Jan. 22	at Mississippi State	16	44
Jan. 23	at Mississippi State	11	32
Jan. 30	at Atlanta Athletic Club	18	76
Feb. 22	vs. Mississippi State	19	18
Feb. 23	vs. Mississippi State	21	17
Feb. 26	vs. Mobile YMCA	29	22
Feb. 27	at Columbus YMCA	29	51

1915-16

Record: 3-5

COACH: Mike Donahue
CAPTAIN: W.C. Payne

		AU	Opp
Jan. 21	vs. Marion	24	27
Jan. 21	vs. Montgomery YMCA	16	29
Feb. 3	at Talladega Athletic Club	4	31
Feb. 5	at Marion	18	6
Feb. 7	at Georgia	14	81
Feb. 8	vs. Georgia	18	45
Feb. 10	vs. LSU	24	23
Feb. 10	vs. Montgomery YMCA	58	18

1916-17

Record: 2-2

COACH: Mike Donahue
CAPTAIN: M.H. Floyd

		AU	Opp
Jan. 19	at Georgia	18	90
Jan. 26	vs. Marion	38	18
Jan. 31	Montgomery YMCA	43	25
Feb. 13	vs. LSU	13	37

1917-18

Record: 2-3

COACH: Mike Donahue
CAPTAIN: M.H. Floyd

		AU	Opp
	Birmingham College	27	24
Jan. 18	at LSU	31	43
Jan. 19	at LSU	27	34
Jan. 20	vs. Birmingham Athletic Club	19	27
	Birmingham College	19	11

Feb. 2	at Georgia	31	39
Feb. 6	at Georgia Tech	25	42
Feb. 8	vs. Tulane	35	48
Feb. 9	vs. Tulane	40	25
	at Mercer	41	46
	at Mercer	29	31
Feb. 16	vs. Georgia Tech	41	46
Feb. 18	vs. Florida	29	46
Feb. 19	vs. Florida	51	26
Mar. 1	vs. Georgia ^	24	42

^ - Southern Conference Tournament (Atlanta, Ga.)

1929-30
Record: 1-10

COACH: Hal Lee
CAPTAIN: Louie James

		AU	Opp
Jan. 10	vs. Clemson	31	39
Jan. 11	vs. South Carolina	30	22
Jan. 25	at Tennessee	18	33
Jan. 26	vs. Vanderbilt	27	29
Jan. 29	vs. Georgia	35	43
Feb. 7	at LSU	27	44
Feb. 8	at LSU	40	46
Feb. 11	at Tulane	40	45
Feb. 12	at Tulane	37	41
Feb. 18	vs. Georgia Tech	34	47
Feb. 19	at Georgia Tech	29	40

1930-31
Record: 9-6

COACH: Sam McAllister
CAPTAIN: Ralph Jordan

		AU	Opp
Jan. 6	vs. South Carolina	39	21
Jan. 10	vs. Clemson	44	20
Jan. 12	vs. North Carolina State (OT)	30	28
Jan. 23	at Georgia	27	30
Jan. 24	at South Carolina	36	16
Jan. 26	at Clemson	33	37
Jan. 28	vs. Georgia Tech	33	37
Jan. 31	vs. Vanderbilt	26	36
Feb. 6	vs. Tulane	44	22
Feb. 7	vs. Tulane	51	35
Feb. 14	vs. Vanderbilt	42	25
Feb. 18	Camp Benning	54	13
Feb. 24	at Georgia Tech	22	47
Feb. 27	vs. Virginia ^	33	26
Feb. 28	vs. Georgia ^	27	31

^ - Southern Conference Tournament (Atlanta, Ga.)

1931-32
Record: 12-3

COACH: Sam McAllister
CAPTAIN: Jack Stewart

		AU	Opp
Jan. 8	at Birmingham Southern	41	23
Jan. 9	at Vanderbilt	36	23
Jan. 12	vs. Georgia Tech	25	22
Jan. 22	at Florida	43	26
Jan. 23	at Florida	28	21
Jan. 30	vs. Vanderbilt	38	23
Feb. 5	at Tulane	21	26
Feb. 6	at Tulane	42	37
Feb. 8	at LSU	48	34
Feb. 9	at LSU	34	30
Feb. 13	at Georgia Tech	28	36
Feb. 15	vs. Georgia	26	24
Feb. 26	vs. North Carolina State	34	33
Feb. 27	vs. LSU	30	22
Feb. 28	vs. North Carolina	31	52

^ - Southern Conference Tournament (Atlanta, Ga.)

1932-33
Record: 4-9, 4-7 SEC

COACH: Sam McAllister
CAPTAIN: Slick Kaley

		AU	Opp
Jan. 20	at Birmingham Southern	33	50
Jan. 22	at Vanderbilt	24	25
Jan. 24	vs. LSU	25	26
Jan. 25	vs. LSU	25	24
Feb. 3	vs. Tulane	22	19
Feb. 4	vs. Tulane	18	35
Feb. 9	vs. Vanderbilt	20	21
Feb. 11	at Georgia	21	22
Feb. 15	vs. Georgia Tech	20	29
Feb. 17	vs. Florida	32	30
Feb. 18	vs. Florida	16	11
Feb. 20	vs. Georgia Tech #	18	29
Feb. 24	vs. LSU ^	33	57

- Atlanta, Ga. (Atlanta Athletic Club)
^ - SEC Tournament (Atlanta, Ga.)

1933-34
Record: 2-11, 2-9 SEC

COACH: Ralph Jordan

		AU	Opp
Jan. 9	at Vanderbilt	22	31
Jan. 11	vs. Georgia Tech	26	28
Jan. 26	vs. Birmingham Southern	22	39
Jan. 27	vs. Vanderbilt	33	48
Feb. 3	at Tulane	18	34
Feb. 4	at Tulane	20	30
Feb. 5	at LSU	17	40
Feb. 6	at LSU	16	38
Feb. 10	vs. Georgia	30	21
Feb. 14	at Georgia Tech	20	24
Feb. 17	at Florida	23	21
Feb. 18	at Florida	21	39
Mar. 1	vs. Tennessee ^	26	43

^ - SEC Tournament (Atlanta, Ga.)

1934-35
Record: 4-13, 3-9 SEC

COACH: Ralph Jordan

		AU	Opp
Jan. 5	at Lanett Athletic Club	44	25
Jan. 8	at South Carolina	34	35
Jan. 9	at South Carolina	26	42
Jan. 10	at Sewanee	18	19
Jan. 11	at Vanderbilt	27	37
Jan. 12	at Vanderbilt	24	41
Jan. 26	vs. Birmingham Southern	20	37
Feb. 1	vs. Tennessee	27	48
Feb. 2	at Birmingham Southern	40	46
Feb. 5	at Georgia	29	33
Feb. 6	at Georgia Tech	24	25
Feb. 8	vs. Florida	39	34
Feb. 9	vs. Florida	25	35
Feb. 13	vs. Georgia Tech	19	34
Feb. 14	vs. Sewanee	28	13
Feb. 15	vs. Sewanee	33	24
Feb. 15	vs. Vanderbilt	25	37

1935-36
Record: 10-7, 7-4 SEC

COACH: Ralph Jordan

		AU	Opp
Dec. 19	vs. Clemson	23	33
Dec. 20	vs. Clemson	18	31
Jan. 9	at Vanderbilt	27	47
Jan. 10	at Sewanee	25	23
Jan. 11	at Sewanee	34	25
Jan. 24	at Birmingham Southern	26	17
Jan. 25	vs. Vanderbilt	32	37
Feb. 4	vs. Georgia Tech	31	28
Feb. 10	vs. Sewanee	41	31
Feb. 11	vs. Sewanee	42	18
Feb. 15	vs. Georgia	33	26

Feb. 19	at Georgia Tech	22	46
Feb. 21	at Florida	32	16
Feb. 22	at Florida	13	20
Feb. 28	vs. Birmingham Southern	41	22
Feb. 29	vs. Georgia	43	26
Mar. 1	vs. Tennessee	25	43

^ - SEC Tournament (Knoxville, Tenn.)

1936-37
Record: 11-4, 7-4 SEC

COACH: Ralph Jordan

		AU	Opp
Jan. 9	vs. Fort Benning	54	13
Jan. 15	at Sewanee	41	34
Jan. 16	at Sewanee	34	29
Jan. 30	at Birmingham Southern	39	22
Feb. 1	vs. LSU	37	24
Feb. 2	vs. LSU	34	54
Feb. 8	vs. Sewanee	39	32
Feb. 9	vs. Sewanee	36	16
Feb. 11	at Georgia Tech	28	42
Feb. 12	vs. Florida	35	34
Feb. 13	vs. Florida	51	40
Feb. 15	at Clemson	41	33
Feb. 16	at Clemson	33	26
	at Georgia	19	21
Feb. 27	vs. Georgia Tech	33	35

1937-38
Record: 14-5, 6-3 SEC

COACH: Ralph Jordan

		AU	Opp
Jan. 14	at Sewanee	36	31
Jan. 15	at Sewanee	38	19
Jan. 19	at Birmingham Southern	49	39
Jan. 28	vs. Georgia Tech		
Jan. 28	vs. Oglethorpe	46	43
Jan. 29	vs. Oglethorpe	49	14
Feb. 7	vs. Sewanee		
Feb. 8	vs. Sewanee		
Feb. 12	vs. Georgia	34	27
Feb. 14	at Georgia Tech	42	43
Feb. 18	at Birmingham Southern		
Feb. 25	at Florida	34	43
Feb. 26	at Florida	35	51
Feb. 28	at Georgia Tech	32	54
Mar. 3	vs. LSU ^	34	60

(Only Scores That Are Available)

^ - SEC Tournament (Baton Rouge, La.)

1938-39
Record: 16-6, 8-4 SEC

COACH: Ralph Jordan

		AU	Opp
Dec. 16	vs. Lanett Mill	40	21
Dec. 17	vs. Nehi Reds	41	36
Jan. 4	at Lanett Mill	38	21
Jan. 6	vs. Spring Hill	30	22
Jan. 7	vs. Spring Hill	44	23
Jan. 13	vs. Sewanee	41	31
Jan. 14	vs. Sewanee	38	27
Jan. 16	vs. Vanderbilt	39	41
Jan. 28	vs. Birmingham Southern	50	17
Feb. 2	vs. Mississippi College	44	59
Feb. 4	at Georgia	21	43
Feb. 10	vs. Georgia	34	29
Feb. 11	vs. Birmingham Southern	52	35
Feb. 16	at Vanderbilt	42	49
Feb. 17	at Sewanee	34	27
Feb. 18	at Sewanee	39	28
Feb. 22	vs. Georgia Tech	38	24
Feb. 24	vs. Florida	40	38
Feb. 25	vs. Florida	25	31
Feb. 27	at Georgia Tech	49	33
Mar. 2	vs. Tulane ^	43	30
Mar. 3	vs. Tennessee ^	35	49

^ - SEC Tournament (Knoxville, Tenn.)

1939-40
Record: 7-10, 6-7 SEC

COACH: Ralph Jordan

		AU	Opp
Dec. 14	vs. Spring Hill	37	34
Dec. 15	vs. Spring Hill	33	34
Jan. 5	at LSU	39	50
Jan. 6	at LSU	42	26
Jan. 11	at Vanderbilt	45	51
Jan. 12	at Sewanee	51	32
Jan. 13	at Sewanee	64	32
Jan. 20	vs. Vanderbilt	46	50
Jan. 27	vs. Howard	33	37
Feb. 3	vs. Georgia	28	32
Feb. 6	at Georgia Tech	31	53
Feb. 9	vs. Georgia	47	48
Feb. 16	vs. Sewanee	46	30
Feb. 17	vs. Sewanee	63	34
Feb. 21	vs. Georgia Tech (OT)	39	38
Feb. 24	vs. Florida	37	42
Feb. 28	vs. Georgia ^	41	48

^ - SEC Tournament (Knoxville, Tenn.)

1940-41
Record: 13-6, 6-5 SEC

COACH: Ralph Jordan

		AU	Opp
Jan. 3	vs. Spring Hill	35	30
Jan. 4	vs. Spring Hill	46	34
Jan. 10	vs. Sewanee	36	24
Jan. 11	vs. Sewanee	39	25
Jan. 13	vs. Ole Miss	43	30
Jan. 24	vs. Tulane	45	41
Jan. 25	vs. Vanderbilt	45	44
Jan. 31	vs. Tennessee	33	51
Feb. 1	at Georgia Tech	39	48
Feb. 3	vs. Mississippi State	44	48
Feb. 5	vs. Georgia Tech	51	45
Feb. 8	vs. Georgia	43	39
Feb. 10	vs. Howard	35	21
Feb. 11	vs. LSU	50	49
Feb. 13	at Vanderbilt	39	47
Feb. 14	at Sewanee	39	28
Feb. 15	at Sewanee	46	31
Feb. 26	at Georgia	31	36
Feb. 28	vs. Alabama ^	16	38

^ - SEC Tournament (Louisville, Ky.)

1941-42
Record: 11-6, 9-5 SEC

COACH: Ralph Jordan

		AU	Opp
Dec. 18	at Mississippi State	39	29
Dec. 19	at Ole Miss	34	31
Jan. 16	at Vanderbilt	35	33
Jan. 23	at Tennessee	23	43
Jan. 26	vs. Vanderbilt	50	45
Jan. 31	at Georgia Tech	42	48
Feb. 3	vs. Georgia Tech	43	38
Feb. 6	at Georgia	32	28
Feb. 13	vs. Georgia	53	41
Feb. 14	vs. Mississippi State	40	41
Feb. 16	at LSU	49	63
Feb. 17	at Tulane	41	50
Feb. 20	vs. Florida	47	23
Feb. 21	vs. Florida	38	36
Feb. 26	vs. Vanderbilt ^	36	34
Feb. 27	vs. Tulane ^	45	36
Feb. 28	vs. Kentucky ^	31	40

^ - SEC Tournament (Louisville, Ky.)

1942-43
Record: 1-14, 1-12 SEC

COACH: Bob Evans

		AU	Opp
Dec. 11	at Mississippi State	35	41
Dec. 12	at Mississippi State	26	36
Dec. 17	vs. Mississippi State	37	38
Dec. 18	vs. Mississippi State	40	44
Jan. 11	at Vanderbilt	39	54
Jan. 15	vs. 507 Paratrooper Infantry	30	40
Jan. 22	vs. Georgia Tech	32	59
Jan. 23	vs. Vanderbilt	43	48
Jan. 29	at Tennessee	23	57
Jan. 30	at Georgia Tech	21	53
Feb. 5	vs. Georgia	47	32
Feb. 6	vs. LSU	37	62
Feb. 8	vs. Tulane	30	50
Feb. 13	at Georgia	31	51
Feb. 25	vs. LSU ^	38	67

^ - SEC Tournament (Louisville, Ky.)

1943-44 (No Team)

1944-45
Record: 3-14, 2-6 SEC

COACH: Bob Evans

		AU	Opp
	Gunter Field	40	44
Jan. 13	vs. Mercer	36	41
Jan. 18	at Georgia	50	59
Jan. 20	vs. Georgia Tech	41	74
Feb. 2	at Mercer	34	40
Feb. 3	vs. Georgia	43	59
Feb. 9	at Jacksonville Navy	43	80
Feb. 10	at Jacksonville Navy	23	51
Feb. 12	vs. Florida	43	58
Feb. 13	vs. Florida	42	40
Feb. 17	at Georgia Tech	39	53
	Gunter Field	52	39
	Maxwell Field	41	48
	Maxwell Field	31	72
Feb. 19	vs. Florida	43	41
Feb. 20	vs. Florida	48	62
Feb. 29	vs. Tennessee ^	26	56

^ - SEC Tournament (Louisville, Ky.)

1945-46
Record: 7-9, 7-6 SEC

COACH: Ralph Jordan

		AU	Opp
Dec. 10	vs. Mississippi State	55	47
Dec. 11	vs. Mississippi State	37	26
Jan. 4	at Georgia Tech	22	45
	at Georgia	37	38
Jan. 16	vs. Georgia Tech	26	53
Jan. 21	vs. Georgia	40	37
	Maxwell Field	41	48
	Maxwell Field	35	36
Jan. 29	vs. Florida	49	36
Jan. 30	vs. Florida	51	40
	vs. Tulane	48	56
Feb. 8	at Florida	60	53
Feb. 9	at Florida	34	53
Feb. 15	at Mississippi State	40	30
Feb. 16	at Mississippi State	31	39
Feb. 28	vs. Kentucky ^	24	69

^ - SEC Tournament (Louisville, Ky.)

1946-47
Record: 3-18, 1-15 SEC

COACH: V.J. Edney

		AU	Opp
	Maxwell Field	65	38
Dec. 13	at Ole Miss	38	58
Dec. 14	at Mississippi State	35	61
Jan. 8	vs. Mercer	54	55

Jan. 11	vs. Tennessee	30	66
Jan. 15	vs. Georgia Tech	42	55
Jan. 17	at Florida	32	48
Jan. 18	at Florida	28	39
Jan. 24	vs. Vanderbilt	37	38
Jan. 25	vs. Georgia	40	44
Jan. 29	at Georgia Tech	49	65
Feb. 1	at Vanderbilt	58	59
Feb. 3	at Tennessee	27	63
Feb. 7	vs. Florida	42	48
Feb. 8	vs. Florida	36	30
	Maxwell Field	57	34
Feb. 14	at Tulane	35	66
Feb. 15	at LSU	53	76
Feb. 21	at Mercer	47	71
	at Georgia	45	60
Feb. 28	vs. Kentucky ^	18	84

^ - SEC Tournament (Louisville, Ky.)

1947-48
Record: 12-10, 7-7 SEC

COACH: Danny Doyle

		AU	Opp
Dec. 6	vs. Mississippi State	35	49
Dec. 12	at Florida	43	41
Dec. 13	at Florida	39	47
	at Tulane	37	70
	at Illinois Wesleyan	44	42
	at Washington (St. Louis)	29	59
Jan. 12	vs. Ole Miss	59	50
Jan. 16	vs. Georgia	52	41
Jan. 19	at Mercer	72	53
Jan. 21	vs. Vanderbilt	46	41
Jan. 23	at LSU	51	48
Jan. 30	vs. Georgia Tech	38	31
Feb. 2	at Vanderbilt	47	55
Feb. 5	vs. Florida	53	50
Feb. 6	vs. Florida	37	39
Feb. 12	vs. Oglethorpe	55	23
Feb. 13	vs. Oglethorpe	65	31
Feb. 17	vs. Mercer	46	63
Feb. 21	at Georgia	36	74
Feb. 25	at Georgia Tech	43	50
Feb. 28	at Howard	33	32
Mar. 4	vs. Tulane ^	40	47

^ - SEC Tournament (Louisville, Ky.)

1948-49
Record: 9-15, 5-11 SEC

COACH: Danny Doyle

		AU	Opp
Dec. 3	at Howard	57	30
Dec. 4	at Birmingham Southern	40	32
Dec. 11	vs. Mississippi State	53	54
Dec. 21	vs. Alabama !	45	46
Dec. 27	vs. Baylor #	44	59
Dec. 28	vs. Colorado State	41	46
Dec. 29	vs. Southern Methodist	41	59
Jan. 5	vs. Alabama	38	45
Jan. 8	at Florida	45	61
Jan. 11	vs. Georgia Tech	41	33
Jan. 14	at Georgia	52	55
Jan. 17	at Ole Miss	43	47
Jan. 18	at Mississippi State	43	47
Jan. 22	vs. Vanderbilt	48	46
Jan. 27	at Alabama	37	39
Jan. 31	vs. Tulane	51	56
Feb. 5	at Vanderbilt	42	52
	Troy State	69	44
	Livingston State	49	44
Feb. 17	vs. Florida	44	43
	vs. Georgia	53	47
Feb. 23	vs. Georgia Tech	57	66
Feb. 28	vs. Ole Miss	65	61
Mar. 4	vs. Kentucky ^	39	70

! - (Birmingham, Ala.)

- All-College Classic (Oklahoma City, Okla.)

^ - SEC Tournament (Louisville, Ky.)

1949-50**Record: 17-7, 12-6 SEC**COACH: Joel Eaves
CAPTAIN: Bill Lynn

		AU	Opp
Dec. 1	vs. Birmingham Southern	79	49
Dec. 2	at Howard	59	36
Dec. 9	vs. Ole Miss	64	60
Dec. 10	vs. Howard	73	49
Dec. 13	vs. Troy State	77	40
Dec. 20	vs. Alabama	45	40
Jan. 4	at Birmingham Southern	70	48
Jan. 10	at Georgia Tech	49	65
Jan. 12	at Mississippi State	65	64
Jan. 14	vs. Florida	72	46
Jan. 21	vs. Vanderbilt	47	58
Jan. 28	at Alabama	66	58
Jan. 30	at Ole Miss	77	63
Feb. 1	at Mississippi State	65	60
Feb. 4	vs. LSU	70	66
Feb. 6	at Vanderbilt	51	63
Feb. 9	vs. Georgia	67	54
Feb. 11	at Tulane	64	60
Feb. 13	at LSU	61	76
Feb. 18	vs. Alabama	67	58
Feb. 20	at Florida	41	43
Feb. 22	vs. Georgia Tech	53	61
Feb. 25	at Georgia	55	46
Mar. 3	vs. LSU ^	45	73

^ - SEC Tournament (Louisville, Ky.)

1950-51**Record: 12-10, 6-8 SEC**COACH: Joel Eaves
CAPTAIN: Don Lanford

		AU	Opp
Nov. 27	vs. Troy State	96	57
Nov. 30	at Birmingham Southern	57	56
Dec. 1	at Howard	70	57
Dec. 6	vs. Birmingham Southern	69	57
Dec. 9	vs. Ole Miss	61	65
Dec. 13	vs. Howard	70	53
Dec. 19	at Alabama	46	70
Jan. 5	at Kentucky (NR,3)	35	79
Jan. 6	at Vanderbilt	51	61
Jan. 8	at Tennessee	63	59
Jan. 13	vs. Georgia (OT)	69	68
Jan. 18	vs. Alabama	64	65
Jan. 27	at Georgia	61	49
Jan. 31	at Georgia Tech	44	64
Feb. 3	vs. Tulane	92	71
Feb. 5	vs. LSU	74	75
Feb. 10	at Alabama	44	63
Feb. 14	vs. Georgia Tech	75	63
Feb. 17	at Florida	61	82
Feb. 23	vs. Florida (OT)	83	77
Feb. 24	vs. Mississippi State	92	85
Mar. 2	vs. Kentucky (NR,1) ^	54	84

^ - SEC Tournament (Louisville, Ky.)

1951-52**Record: 14-12, 6-8 SEC**COACH: Joel Eaves
CAPTAIN: Roger Weldon

		AU	Opp
Nov. 27	vs. Troy State	83	58
Nov. 29	at Birmingham Southern	65	59
Nov. 30	at Howard	69	39
Dec. 4	vs. Maxwell Field	75	41
Dec. 5	vs. Howard	88	51
Dec. 8	at Georgia	62	48
Dec. 15	vs. Birmingham Southern	79	46
Dec. 19	at Maxwell Field	63	54
Dec. 28	vs. Davidson #	66	59
Dec. 29	vs. Georgia Tech #	62	79
	vs. South Carolina #	67	70
Jan. 3	at Florida	63	64
Jan. 9	at Georgia Tech	54	56

Jan. 12	vs. Vanderbilt	61	73
Jan. 18	at Mississippi State	68	61
Jan. 19	at Ole Miss	58	76
Jan. 26	vs. Georgia	65	51
Jan. 30	vs. Kentucky	48	88
Feb. 2	vs. Alabama	60	62
Feb. 8	vs. Florida	61	52
Feb. 9	vs. Tennessee	60	55
Feb. 13	vs. Georgia Tech	50	58
Feb. 16	at LSU	64	70
Feb. 18	at Tulane	63	61
Feb. 23	at Alabama	50	63
Feb. 28	vs. Alabama ^	49	63

- Carolina Invitational (Charlotte, N.C.)

^ - SEC Tournament (Louisville, Ky.)

1952-53**Record: 13-8, 6-7 SEC**COACH: Joel Eaves
CAPTAIN: Bubber Farish

		AU	Opp
Dec. 2	vs. Howard	80	52
Dec. 6	at Howard	80	74
Dec. 10	vs. Georgia Tech	71	61
Dec. 13	at Birmingham Southern	87	61
Dec. 19	vs. Georgia !	71	49
Jan. 2	vs. Memphis State #	78	64
Jan. 3	vs. Ole Miss #	55	65
Jan. 6	vs. Birmingham Southern	84	59
Jan. 9	at Georgia	64	59
Jan. 14	at Georgia Tech	61	79
Jan. 17	at Alabama	51	61
Jan. 21	vs. Georgia	78	69
Jan. 26	at Tennessee	70	72
Jan. 31	vs. Mississippi State	82	60
Feb. 4	vs. Florida	62	66
Feb. 7	at Vanderbilt	71	66
Feb. 11	vs. Ole Miss	72	65
Feb. 14	vs. LSU (NR,8)	57	65
Feb. 16	vs. Tulane	65	70
Feb. 21	at Florida	67	71
Feb. 28	vs. Alabama	78	73

! - (Birmingham, Ala.)
- Memphis Invitational (Memphis, Tenn.)**1953-54****Record: 16-8, 8-6 SEC**COACH: Joel Eaves
CAPTAIN: Bob Miller

		AU	Opp
Dec. 1	vs. Birmingham Southern	81	50
Dec. 4	at Birmingham Southern	93	66
Dec. 5	at Howard (OT)	70	63
Dec. 12	vs. Georgia Tech !	83	56
Dec. 18	vs. Georgia #	75	73
Dec. 19	vs. Alabama #	62	70
Dec. 30	at Vanderbilt (NR,19)	48	96
Jan. 2	vs. Mississippi State #	76	75
Jan. 5	vs. Howard	84	56
Jan. 9	at Mississippi State	74	79
Jan. 11	at Ole Miss	66	61
Jan. 16	at Alabama	58	70
Jan. 20	vs. Georgia Tech	80	56
Jan. 23	at Georgia	81	66
Jan. 29	at Florida	83	76
Feb. 6	vs. Vanderbilt	76	73
Feb. 8	at Georgia Tech	59	53
Feb. 13	vs. Florida	85	65
Feb. 15	vs. Georgia	80	61
Feb. 20	at LSU (NR,13)	59	77
Feb. 22	at Tulane	65	62
Feb. 27	vs. Kentucky (NR,2) !	79	109
Mar. 1	vs. Tennessee	86	92
Mar. 5	vs. Alabama	55	57

! - (Montgomery, Ala.)
- (Birmingham, Ala.)**1954-55****Record: 11-9, 6-8 SEC**COACH: Joel Eaves
CAPTAIN: Bill Kirkpatrick

		AU	Opp
Dec. 4	vs. Birmingham Southern	90	77
Dec. 11	vs. Jacksonville State	78	67
Dec. 17	vs. Washington & Lee !	91	81
Dec. 18	vs. Tennessee !	73	64
Jan. 5	vs. Howard	98	77
Jan. 8	vs. Mississippi State	79	58
Jan. 10	vs. Ole Miss	85	81
Jan. 15	vs. Alabama (20,16) #	78	99
Jan. 22	at Georgia	83	88
Jan. 26	vs. Georgia Tech	70	73
Jan. 29	vs. Florida	91	69
Jan. 31	vs. Georgia	78	76
Feb. 5	at Vanderbilt (NR,20)	74	79
Feb. 7	at Georgia Tech	67	75
Feb. 12	at Florida	70	66
Feb. 19	vs. LSU	75	71
Feb. 21	vs. Tulane	79	90
Feb. 26	at Kentucky (NR,2)	59	93
Feb. 28	at Tennessee	77	86
Mar. 5	vs. Alabama (NR,11) #	80	84

! - Blue-Gray Tournament (Montgomery, Ala.)
- (Montgomery, Ala.)**1955-56****Record: 11-10, 8-6 SEC**COACH: Joel Eaves
CAPTAIN: Jim O'Donnell

		AU	Opp
Dec. 3	vs. Birmingham Southern	81	64
Dec. 10	vs. Howard	97	54
Dec. 16	vs. Texas !	76	83
Dec. 17	vs. Eastern Kentucky !	71	93
Dec. 20	at Oklahoma City (NR,15)	58	76
Dec. 21	at Rice (2OT)	80	82
Jan. 2	vs. Florida	89	77
Jan. 7	at Mississippi State	81	68
Jan. 9	at Ole Miss	69	76
Jan. 14	vs. Alabama (NR,19) #	77	86
Jan. 21	at Georgia	60	59
Jan. 28	vs. Jacksonville State	73	64
Feb. 4	vs. Kentucky (NR,7) #	81	82
Feb. 7	vs. Georgia Tech (OT)	77	74
Feb. 11	vs. Florida	77	73
Feb. 13	vs. Georgia	96	80
Feb. 18	at LSU	80	71
Feb. 20	at Tulane	75	86
Feb. 25	vs. Tennessee	87	91
Feb. 27	vs. Vanderbilt (NR,7)	74	65
Mar. 2	vs. Alabama (NR,3) #	82	93

! - Blue-Gray Tournament (Montgomery, Ala.)
- (Montgomery, Ala.)**1956-57****Record: 13-8, 8-6 SEC**COACH: Joel Eaves
CAPTAIN: Henry Sturkie

		AU	Opp
Dec. 4	vs. Jacksonville State	72	65
Dec. 8	vs. Rice #	88	68
Dec. 17	vs. Clemson ^	89	64
Dec. 18	vs. St. Joseph's ^	66	64
Dec. 19	vs. Wake Forest ^	48	58
Jan. 2	vs. Howard	101	70
Jan. 5	vs. Mississippi State	86	66
Jan. 7	vs. Ole Miss	88	66
Jan. 12	at Georgia	72	75
Jan. 19	vs. Alabama (OT) %	92	88
Jan. 22	vs. Georgia Tech	74	81
Jan. 26	vs. Georgia	73	66
Jan. 28	vs. Florida	76	61
Feb. 2	at Vanderbilt	78	83
Feb. 4	at Georgia Tech (OT)	67	76
Feb. 9	at Florida	73	70

Feb. 16	vs. LSU	99	62
Feb. 18	vs. Tulane	78	54
Feb. 23	at Tennessee	75	85
Feb. 25	at Kentucky (NR,3)	85	103
Mar. 1	vs. Alabama (2OT)	79	81
# - (Birmingham, Ala.)			
^ - Carougel Tournament (Charlotte, N.C.)			
% - (Montgomery, Ala.)			

1957-58
Record: 16-6, 11-3 SEC

COACH: Joel Eaves
CAPTAIN: Rex Frederick

	AU	Opp	
Dec. 3	vs. Jacksonville State	89 50	
Dec. 7	vs. Wake Forest #	78 66	
Dec. 13	vs. TCU ^	75 63	
Dec. 14	vs. Mississippi State ^	37 52	
Dec. 19	at Southern Methodist	65 75	
Dec. 20	at Baylor	53 62	
Dec. 30	vs. Howard	106 47	
Jan. 4	at Mississippi State (NR,9)	42 70	
Jan. 6	at Ole Miss	71 51	
Jan. 11	at Florida	66 90	
Jan. 18	vs. Alabama %	65 83	
Jan. 22	at Georgia Tech	80 72	
Jan. 25	vs. Georgia #	90 62	
Feb. 1	vs. Vanderbilt	77 69	
Feb. 3	vs. Georgia Tech	99 78	
Feb. 8	vs. Georgia	75 73	
Feb. 10	vs. Florida	76 69	
Feb. 15	at LSU	76 58	
Feb. 17	at Tulane	63 49	
Feb. 22	vs. Tennessee (NR,20)	72 66	
Feb. 24	vs. Kentucky (NR,13) ^	64 63	
Mar. 1	vs. Alabama (16,NR) %	67 65	
# - (Columbus, Ga.)			
^ - Birmingham Classic (Birmingham, Ala.)			
% - (Montgomery, Ala.)			

1958 FINAL WIRE SERVICE POLL ASSOCIATED PRESS

1. West Virginia	7. Kansas
2. Cincinnati	8. Notre Dame
3. Kansas State	9. Kentucky
4. San Francisco	10. Duke
5. Temple	16. Auburn
6. Maryland	

1958-59
Record: 20-2, 12-2 SEC

COACH: Joel Eaves
CAPTAINS: Rex Frederick, Jimmy Lee

	AU	Opp	
Dec. 2	vs. Jacksonville State	111 54	
Dec. 6	vs. Baylor	71 60	
Dec. 17	vs. Florida State (13,NR)	95 74	
Dec. 19	vs. Wyoming (13,NR) #	70 47	
Dec. 20	vs. Alabama (13,NR) #	79 60	
Dec. 27	vs. Florence State (8,NR)	104 78	
Dec. 29	at Florida State (8,NR)	69 62	
Jan. 3	vs. Mississippi State (9,8)	97 66	
Jan. 5	vs. Ole Miss (9,NR)	60 47	
Jan. 10	at Florida (6,NR)	63 54	
Jan. 17	vs. Alabama (5,NR) ^	57 55	
Jan. 21	vs. Georgia Tech (5,NR)	66 55	
Jan. 24	at Georgia (5,NR)	81 61	
Jan. 31	at Vanderbilt (4,NR)	64 61	
Feb. 3	at Georgia Tech (4,NR)	51 40	
Feb. 7	vs. Georgia (4,NR)	95 69	
Feb. 9	vs. Florida (4,NR)	93 71	
Feb. 14	vs. LSU (4,NR)	115 67	
Feb. 16	vs. Tulane (4,NR)	79 56	
Feb. 21	at Kentucky (2,3)	56 75	
Feb. 23	at Tennessee (2,NR)	55 56	
Feb. 28	vs. Alabama (6,NR) ^	69 50	
# - Birmingham Classic (Birmingham, Ala.)			
^ - (Montgomery, Ala.)			

1959-60
Record: 19-3, 12-2 SEC

COACH: Joel Eaves
CAPTAIN: Henry Hart

SEC CHAMPIONS

	AU	Opp	
Dec. 1	vs. Florence State	95 69	
Dec. 5	vs. Troy State	72 46	
Dec. 7	vs. Howard	104 57	
Dec. 12	vs. Florida State	62 58	
Dec. 18	vs. Navy #	61 68	
Dec. 19	vs. Alabama #	59 52	
Dec. 28	at Florida State	76 63	
Jan. 2	at Mississippi State	64 48	
Jan. 4	at Ole Miss	56 64	
Jan. 9	at Florida	73 69	
Jan. 16	vs. Alabama ^	69 66	
Jan. 19	at Georgia Tech (NR,6)	66 59	
Jan. 23	at Georgia	59 68	
Jan. 30	vs. Vanderbilt	55 54	
Feb. 2	at Tulane (OT) (17,NR)	48 45	
Feb. 6	vs. Georgia	72 45	
Feb. 8	vs. Florida	89 51	
Feb. 13	at LSU (17,NR)	63 61	
Feb. 15	at Tulane (OT) (17,NR)	53 51	
Feb. 20	vs. Kentucky (17,NR)	61 60	
Feb. 22	vs. Tennessee (17,NR)	72 63	
Feb. 27	vs. Alabama (OT) (13,NR) ^	63 61	
# - Birmingham Classic (Birmingham, Ala.)			
^ - (Montgomery, Ala.)			

1959 FINAL WIRE SERVICE POLL ASSOCIATED PRESS/UIP

1. Kansas State	1. Kansas State
2. Kentucky	2. Kentucky
3. Miss. State	3. Michigan State
4. Bradley	4. Cincinnati
5. Cincinnati	5. N.C. State
6. N.C. State	6. North Carolina
7. Michigan State	7. Mississippi State
8. Auburn	8. Bradley
9. North Carolina	9. California
10. West Virginia	10. Auburn

1960-61
Record: 15-7, 8-6 SEC

COACH: Joel Eaves
CAPTAINS: Porter Gilbert, Jimmy Fibbe

	AU	Opp	
Dec. 1	vs. Livingston	90 50	
Dec. 3	vs. Huntingdon	66 44	
Dec. 10	vs. Florida State	74 57	
Dec. 16	vs. Virginia Tech (11,NR) #	76 73	
Dec. 17	vs. Alabama (11,NR) #	74 62	
Jan. 2	vs. Florence State (9,NR)	76 50	
Jan. 7	vs. Mississippi State (10,NR)	48 56	
Jan. 9	vs. Ole Miss	51 40	
Jan. 13	at Florida	53 58	
Jan. 17	vs. Florida State ^	74 67	
Jan. 21	vs. Georgia ^	78 68	
Jan. 24	vs. Georgia Tech (OT)	43 48	
Jan. 28	vs. Alabama % (OT)	66 71	
Feb. 4	at Vanderbilt	53 58	
Feb. 7	at Georgia Tech	38 36	
Feb. 11	vs. Georgia	73 69	
Feb. 13	vs. Florida	60 78	
Feb. 18	vs. LSU	69 65	
Feb. 20	vs. Tulane	63 44	
Feb. 25	at Tennessee	41 38	
Feb. 27	at Kentucky	51 77	
Mar. 4	vs. Alabama %	80 69	
# - Birmingham Classic (Birmingham, Ala.)			
^ - (Columbus, Ga.)			
% - (Montgomery, Ala.)			

1960 FINAL WIRE SERVICE POLL ASSOCIATED PRESS/UIP

1. Cincinnati	1. California
2. California	2. Cincinnati
3. Ohio State	3. Ohio State
4. Bradley	4. Bradley
5. West Virginia	5. Utah
6. Utah	6. West Virginia
7. Indiana	7. Utah State
8. Utah State	8. Georgia Tech
9. St. Bonaventure	9. Villanova
10. Miami (Fla.)	10. Indiana
11. Auburn	17. Auburn

1961-62
Record: 18-6, 11-3 SEC

COACH: Joel Eaves
CAPTAIN: Bill Ross

	AU	Opp	
Dec. 4	vs. Jacksonville State	73 37	
Dec. 6	vs. Southwestern Louisiana	62 46	
Dec. 9	vs. Florida State	52 56	
Dec. 15	vs. LSU #	67 50	
Dec. 16	vs. Virginia Tech #	77 63	
Dec. 22	vs. Texas A&M ^	50 62	
Dec. 23	vs. Houston ^	49 54	
Dec. 30	at Florida State	62 57	
Jan. 2	vs. Chattanooga	67 47	
Jan. 6	at Mississippi State (NR,9)	48 51	
Jan. 8	at Ole Miss	64 58	
Jan. 13	at Florida	40 43	
Jan. 20	vs. Alabama %	60 50	
Jan. 23	at Georgia Tech	52 40	
Jan. 27	vs. Georgia @	83 47	
Feb. 3	vs. Vanderbilt	89 68	
Feb. 5	vs. Georgia Tech	48 39	
Feb. 10	vs. Georgia	74 49	
Feb. 12	vs. Florida	64 60	
Feb. 17	at LSU	55 50	
Feb. 19	at Tulane	81 64	
Feb. 24	vs. Tennessee	60 51	
Feb. 26	vs. Kentucky (NR,3)	60 63	
Mar. 4	vs. Alabama %	62 49	
# - Birmingham Classic (Birmingham, Ala.)			
^ - Houston Classic (Houston, Texas)			
& - (Montgomery, Ala.)			
@ - (Columbus, Ga.)			

1962-63
Record: 18-4, 10-4 SEC

COACH: Joel Eaves
CAPTAIN: Layton Johns

	AU	Opp	
Dec. 4	vs. Howard	69 50	
Dec. 8	vs. Florida State	65 47	
Dec. 14	vs. Texas Tech	86 57	
Dec. 17	vs. Chattanooga	79 37	
Dec. 19	vs. Spring Hill	71 51	
Dec. 21	at Florida State (2OT)	77 70	
Dec. 28	vs. Xavier #	64 57	
Dec. 29	vs. Houston (OT) #	71 69	
Jan. 5	vs. Mississippi State	53 62	
Jan. 7	vs. Ole Miss	79 44	
Jan. 12	at Florida	81 56	
Jan. 19	vs. Alabama (OT) ^	81 78	
Jan. 22	at Georgia Tech (NR,9)	64 69	
Jan. 26	at Georgia	78 62	
Feb. 2	at Vanderbilt	62 59	
Feb. 9	vs. Georgia (OT)	70 67	
Feb. 11	vs. Florida	88 59	
Feb. 16	vs. LSU	82 57	
Feb. 18	vs. Tulane	63 61	
Feb. 23	at Kentucky (9,NR)	59 78	
Feb. 25	at Tennessee	47 55	
Mar. 2	vs. Alabama (OT) ^	74 67	
# - Sugar Bowl Tournament (New Orleans, La.)			
^ - (Montgomery, Ala.)			

1963-64
Record: 11-12, 6-8 SEC

COACH: Bill Lynn

CAPTAINS: Larry Chapman, John Blackwell

	AU	Opp
Dec. 3 vs. Howard	102	44
Dec. 7 at Florida State	67	69
Dec. 14 vs. Southern Miss	80	74
Dec. 19 at Texas Tech	71	83
Dec. 20 at SMU	70	84
Dec. 27 vs. Athens College	83	51
Dec. 30 vs. Duke #	67	84
Dec. 31 vs. Loyola (New Orleans) #	62	52
Jan. 4 at Mississippi State (OT)	64	63
Jan. 6 at Ole Miss (OT)	58	59
Jan. 11 at Florida	46	63
Jan. 18 vs. Alabama ^	72	86
Jan. 25 at Georgia	85	77
Jan. 28 vs. Florida State	63	59
Feb. 1 vs. Vanderbilt (NR,5)	81	63
Feb. 3 vs. Georgia Tech	57	62
Feb. 8 vs. Georgia	67	71
Feb. 10 vs. Florida	79	58
Feb. 15 at LSU	66	86
Feb. 17 at Tulane	78	72
Feb. 22 vs. Kentucky (NR,3) ^	79	99
Feb. 24 vs. Tennessee	62	68
Feb. 29 vs. Alabama ^	83	76

- Sugar Bowl Tournament (New Orleans, La.)
^ - (Montgomery, Ala.)

1964-65
Record: 16-9, 11-5 SEC

COACH: Bill Lynn

CAPTAIN: Freddie Guy

	AU	Opp
Dec. 1 at Georgia Tech	60	52
Dec. 5 vs. Florida Stat	92	68
Dec. 15 vs. Houston #	48	50
Dec. 17 vs. Rice #	94	71
Dec. 21 vs. Georgia Southern	80	64
Dec. 27 vs. Clemson ^	65	77
Dec. 29 vs. Furman ^	107	86
Jan. 2 at Mississippi State	71	70
Jan. 4 at Ole Miss	77	53
Jan. 9 vs. Florida	74	63
Jan. 11 vs. Ole Miss	67	52
Jan. 16 vs. Alabama %	93	68
Jan. 18 at Kentucky	67	73
Jan. 23 vs. Georgia	95	65
Jan. 25 at Florida State	55	58
Jan. 30 at Vanderbilt	77	105
Feb. 6 at Georgia	60	62
Feb. 7 at Florida	83	79
Feb. 13 vs. LSU	101	60
Feb. 15 vs. Tulane	87	73
Feb. 20 vs. Kentucky	88	69
Feb. 22 at Tennessee (NR,8)	38	69
Feb. 26 vs. Georgia Tech	54	59
Mar. 1 vs. Vanderbilt (NR,9)	64	79
Mar. 6 vs. Alabama %	80	60

- Bluebonnet Bowl Tournament (Houston, Texas)
^ - Poinsettia Classic (Greenville, S.C.)
% - (Montgomery, Ala.)

1965-66
Record: 16-10, 8-8 SEC

COACH: Bill Lynn

CAPTAIN: Lee DeFore

	AU	Opp
Dec. 2 vs. Rice	91	74
Dec. 7 vs. Jacksonville State	78	50
Dec. 11 vs. Jacksonville	77	69
Dec. 18 at Georgia Tech	79	74
Dec. 20 vs. Columbia (OT) #	76	75
Dec. 21 vs. Florida State #	59	58
Dec. 27 vs. Florida State ^	80	64
Dec. 29 vs. Dayton %	71	85

Dec. 30 vs. Houston %	76	89
Jan. 3 vs. Mississippi State	72	83
Jan. 8 at LSU	74	66
Jan. 11 at Tulane	92	58
Jan. 17 vs. Tennessee	51	47
Jan. 22 vs. Alabama @	90	71
Jan. 24 at Florida	64	68
Jan. 29 at Kentucky (NR,2)	78	115
Jan. 31 at Vanderbilt (NR,4)	63	68
Feb. 5 at Ole Miss	70	55
Feb. 9 at Florida	86	66
Feb. 12 vs. Kentucky (NR,1)	64	77
Feb. 14 vs. Vanderbilt (NR,5)	76	91
Feb. 16 at Georgia	74	83
Feb. 19 vs. Georgia Tech	90	73
Feb. 23 vs. Georgia	74	63
Feb. 26 vs. Ole Miss	86	74
Mar. 5 vs. Alabama @	83	88

- Tampa Invitational (Tampa, Fla.)
^ - (Pensacola, Fla.)
% - Sugar Bowl Tournament (New Orleans, La.)
@ - (Montgomery, Ala.)

1966-67
Record: 17-8, 12-6 SEC

COACH: Bill Lynn

CAPTAIN: Bobby Buisson

	AU	Opp
Dec. 1 at Citadel	105	83
Dec. 6 vs. Louisiana Tech	88	77
Dec. 10 vs. Southwestern Louisiana	78	68
Dec. 16 at Tennessee #	49	73
Dec. 17 vs. Miami (Fla.) #	73	87
Dec. 21 at Georgia Tech (OT)	76	78
Dec. 27 vs. Florida State ^	67	59
Dec. 28 vs. TCU ^	80	79
Dec. 31 vs. Vanderbilt (NR,9)	64	51
Jan. 3 vs. LSU	70	59
Jan. 7 at Ole Miss	67	56
Jan. 9 at Mississippi State (OT) (NR,10)	54	59
Jan. 16 at Vanderbilt	65	71
Jan. 21 at Kentucky	58	60
Jan. 28 vs. Georgia	73	64
Jan. 30 vs. Florida	87	61
Feb. 1 at Georgia	62	49
Feb. 8 at LSU	80	63
Feb. 11 vs. Alabama %	66	63
Feb. 13 vs. Mississippi State	68	57
Feb. 18 at Florida	59	79
Feb. 20 vs. Ole Miss	86	67
Feb. 25 vs. Tennessee (NR,9)	45	54
Feb. 27 vs. Kentucky	60	49
Mar. 3 vs. Alabama (OT) %	99	96

- Volunteer Invitational (Knoxville, Tenn.)
^ - Mobile Invitational (Mobile, Ala.)
% - (Montgomery, Ala.)

1967-68
Record: 13-13, 8-10 SEC

COACH: Bill Lynn

CAPTAIN: Alex Howell

	AU	Opp
Dec. 1 vs. Citadel	70	73
Dec. 4 at Vanderbilt (NR,9)	65	78
Dec. 9 at Wake Forest	66	63
Dec. 16 at Georgia Tech	63	52
Dec. 18 vs. St. Bonaventure #	73	77
Dec. 19 vs. Rutgers #	70	62
Dec. 27 vs. Arkansas ^	65	58
Dec. 28 at Oklahoma City ^	68	78
Dec. 29 vs. Virginia Tech ^	76	61
Jan. 3 at LSU	72	76
Jan. 6 vs. Ole Miss	90	71
Jan. 8 vs. Mississippi State	62	66
Jan. 15 vs. Vanderbilt (NR,8)	65	74
Jan. 20 vs. Kentucky (NR,9)	74	73
Jan. 27 at Georgia	74	76
Jan. 29 at Florida	60	65

Jan. 31 vs. Georgia	62	56
Feb. 7 vs. LSU	74	69
Feb. 10 at Alabama	63	64
Feb. 12 at Mississippi State	74	72
Feb. 17 vs. Florida	73	65
Feb. 19 at Ole Miss	56	57
Feb. 24 at Tennessee	53	52
Feb. 26 at Kentucky (NR,5)	57	89
Mar. 2 vs. Alabama	73	69
Mar. 3 vs. Tennessee (OT)	54	63

- Tampa Invitational (Tampa, Fla.)
^ - All-College Tournament (Oklahoma City, Okla.)

1968-69
Record: 15-10, 10-8 SEC

COACH: Bill Lynn

CAPTAIN: Tom Perry

	AU	Opp
Nov. 30 at South Carolina	49	51
Dec. 14 at Ole Miss	75	64
Dec. 16 at Mississippi State	59	65
Dec. 18 at Southwestern Louisiana	76	80
Dec. 19 at Louisiana Tech	97	84
Dec. 21 vs. Clemson #	92	72
Dec. 27 vs. Southern Miss ^	73	70
Dec. 28 vs. Xavier ^	75	73
Jan. 4 at Florida	59	68
Jan. 6 at Georgia	69	74
Jan. 11 vs. LSU	90	71
Jan. 15 vs. Alabama	78	63
Jan. 20 vs. Georgia	84	85
Jan. 25 at Vanderbilt	92	79
Feb. 1 at Tennessee	59	64
Feb. 3 at Kentucky (NR,5)	93	105
Feb. 8 vs. Florida (OT)	81	80
Feb. 12 vs. Mississippi State	87	68
Feb. 15 at LSU	81	93
Feb. 17 at Alabama	60	53
Feb. 22 vs. Vanderbilt	85	75
Feb. 24 vs. Georgia Tech	87	85
Mar. 1 vs. Tennessee	71	60
Mar. 3 vs. Kentucky (NR,17)	86	90
Mar. 8 vs. Ole Miss	80	70

- (Birmingham, Ala.)
^ - Mobile Classic (Mobile, Ala.)

1969-70
Record: 15-11, 11-7 SEC

COACH: Bill Lynn

CAPTAINS: Carl Shetler, Bill Alexander

	AU	Opp
Dec. 1 vs. South Carolina (NR,1)	64	86
Dec. 4 at Clemson	61	60
Dec. 6 vs. Wake Forest	81	95
Dec. 13 vs. Ole Miss	91	77
Dec. 15 vs. Mississippi State	94	66
Dec. 17 at North Carolina State	69	76
Dec. 19 vs. St. Louis #	70	66
Dec. 20 vs. Dartmouth #	85	76
Dec. 27 vs. Buffalo ^	84	61
Jan. 3 vs. Florida	91	75
Jan. 5 vs. Georgia	64	68
Jan. 10 at LSU	79	70
Jan. 12 at Alabama	86	77
Jan. 17 at Georgia Tech	74	86
Jan. 19 at Georgia	67	71
Jan. 24 at Vanderbilt	84	75
Jan. 31 vs. Tennessee	61	55
Feb. 2 vs. Kentucky (NR,2)	83	84
Feb. 7 at Florida	68	70
Feb. 11 at Mississippi State (OT)	71	69
Feb. 14 vs. Alabama	121	78
Feb. 16 vs. LSU	64	70
Feb. 21 vs. Vanderbilt	74	92
Feb. 28 at Tennessee	77	64
Mar. 2 at Kentucky (NR,1)	81	102
Mar. 7 at Ole Miss	67	66

- Vanderbilt Classic (Nashville, Tenn.)
^ - (Birmingham, Ala.)

1970-71
Record: 11-15, 8-10 SEC

COACH: Bill Lynn
CAPTAIN: Jimmy Walker

	AU	Opp
Dec. 1 vs. Louisiana Tech	93	87
Dec. 3 at South Carolina	69	86
Dec. 5 vs. North Carolina State	91	85
Dec. 12 at Ole Miss	96	108
Dec. 14 at Mississippi State	73	70
Dec. 19 vs. Georgia Tech #	76	87
Dec. 21 at Houston	76	79
Dec. 29 vs. Xavier ^	86	73
Dec. 30 at Old Dominion ^	76	89
Jan. 2 at Florida	60	66
Jan. 4 at Georgia	79	58
Jan. 9 vs. LSU	92	106
Jan. 11 vs. Alabama	83	72
Jan. 14 at Georgia Tech	81	90
Jan. 18 vs. Georgia	76	77
Jan. 23 at Vanderbilt	86	107
Jan. 30 at Tennessee (NR,8)	68	90
Feb. 1 at Kentucky (NR,11)	76	114
Feb. 6 vs. Florida	85	70
Feb. 10 vs. Mississippi State	92	68
Feb. 13 at Alabama	92	76
Feb. 15 at LSU	94	114
Feb. 20 vs. Vanderbilt	96	94
Feb. 27 vs. Tennessee (NR,17)	71	76
Mar. 1 vs. Kentucky (NR,10)	83	102
Mar. 6 vs. Ole Miss	86	85

- (Birmingham, Ala.)
^ - Old Dominion Tournament (Norfolk, Va.)

1971-72
Record: 10-16, 6-12 SEC

COACH: Bill Lynn
CAPTAIN: Henry Harris

	AU	Opp
Dec. 1 vs. South Carolina (NR,12)	63	84
Dec. 4 vs. Athens College	95	71
Dec. 11 at Georgia Tech	76	62
Dec. 13 vs. Mississippi State	85	75
Dec. 16 at Louisiana Tech	82	107
Dec. 18 vs. Xavier #	60	71
Dec. 29 at Furman ^	103	78
Dec. 30 vs. Clemson ^	67	77
Jan. 3 vs. Ole Miss	65	69
Jan. 8 vs. Florida	79	74
Jan. 10 vs. Georgia	99	93
Jan. 15 at LSU	77	73
Jan. 22 at Alabama	66	89
Jan. 24 at Georgia	72	79
Jan. 29 at Vanderbilt	77	85
Feb. 5 vs. Tennessee	67	76
Feb. 7 vs. Kentucky	72	78
Feb. 12 at Florida	103	100
Feb. 14 vs. LSU	85	77
Feb. 15 vs. Georgia Tech	91	77
Feb. 19 vs. Alabama	78	79
Feb. 21 at Mississippi State	60	62
Feb. 26 vs. Vanderbilt	87	93
Mar. 4 at Tennessee	70	80
Mar. 6 at Kentucky	67	102
Mar. 9 at Ole Miss	83	89

- (Birmingham, Ala.)
^ - Poinsettia Tournament (Greenville, S.C.)

1972-73
Record: 6-10, 4-14 SEC

COACH: Bill Lynn
CAPTAIN: Gary England

	AU	Opp
Nov. 25 at Georgia Tech	83	90
Dec. 1 vs. South Alabama	64	68
Dec. 7 vs. Eastern Illinois	82	75
Dec. 15 at Southern Cal #	66	73
Dec. 16 vs. Western Kentucky #	72	87

Dec. 18 at Dayton	63	106
Dec. 19 at Xavier	60	67
Jan. 2 at Ole Miss	66	58
Jan. 6 at Florida	55	65
Jan. 8 at Georgia (OT)	72	84
Jan. 13 vs. LSU	60	79
Jan. 15 vs. Mississippi State	82	77
Jan. 20 vs. Alabama (NR,11)	64	76
Jan. 22 vs. Georgia	64	68
Jan. 27 vs. Vanderbilt	81	77
Feb. 3 at Tennessee	74	82
Feb. 5 at Kentucky	57	88
Feb. 10 vs. Florida (OT)	74	76
Feb. 12 at LSU	74	76
Feb. 17 at Alabama (NR,17)	75	87
Feb. 19 at Mississippi State	87	94
Feb. 24 at Vanderbilt	70	98
Feb. 26 vs. Georgia Tech	79	69
Mar. 3 vs. Kentucky	79	91
Mar. 5 vs. Tennessee	72	80
Mar. 8 vs. Ole Miss	77	73

- Trojan Classic (Los Angeles, Calif.)

1973-74
10-16, 5-13 SEC

COACH: Bob Davis
CAPTAIN: Mike Christian

	AU	Opp
Nov. 30 at Clemson #	72	87
Dec. 1 vs. Jacksonville (NR,17) #	78	90
Dec. 4 vs. Western Carolina	95	85
Dec. 8 vs. Virginia Tech	76	74
Dec. 13 at Georgia Tech	88	86
Dec. 21 at UTEP ^	56	68
Dec. 22 vs. Lamar ^	88	78
Jan. 5 vs. Tennessee	77	89
Jan. 7 at Ole Miss	65	93
Jan. 12 at Kentucky	58	79
Jan. 14 vs. Florida	81	92
Jan. 19 at Vanderbilt (NR,8)	51	96
Jan. 21 at Mississippi State	87	81
Jan. 26 vs. LSU	76	87
Jan. 28 at Georgia	82	85
Feb. 2 vs. Alabama (NR,8)	64	73
Feb. 4 at Tennessee	80	88
Feb. 9 vs. Ole Miss	85	75
Feb. 11 vs. Kentucky (OT)	99	97
Feb. 16 at Florida	77	85
Feb. 18 vs. Vanderbilt (NR,5)	79	89
Feb. 23 vs. Mississippi State	60	67
Feb. 25 at LSU	96	89
Feb. 27 vs. Georgia Tech	92	70
Mar. 2 vs. Georgia	97	84
Mar. 4 at Alabama (NR,7)	84	97

- IPTAY Tournament (Clemson, S.C.)
^ - Sun Bowl Tournament (El Paso, Texas)

1974-75
Record: 18-8, 12-6 SEC

COACH: Bob Davis
CAPTAINS: Eddie Johnson, Gary Redding

	AU	Opp
Dec. 2 vs. South Florida	77	52
Dec. 7 at Butler	74	71
Dec. 9 vs. Western Carolina	85	77
Dec. 14 at Virginia Tech	82	83
Dec. 27 vs. Clemson #	59	63
Dec. 28 vs. Navy #	73	69
Jan. 4 at Tennessee	81	96
Jan. 6 vs. Ole Miss	104	86
Jan. 11 vs. Kentucky (NR,7)	90	85
Jan. 13 at Florida	84	68
Jan. 15 at Georgia Tech	87	75
Jan. 18 vs. Vanderbilt	93	89
Jan. 20 vs. Mississippi State	98	89
Jan. 25 at LSU (20,NR)	87	78
Jan. 27 vs. Georgia (14,NR)	65	64
Feb. 1 at Alabama (14,9)	53	77

Feb. 3 vs. Tennessee (NR,18)	62	59
Feb. 8 at Ole Miss	70	72
Feb. 10 at Kentucky (NR,5)	76	119
Feb. 15 vs. Florida	76	75
Feb. 17 at Vanderbilt	78	85
Feb. 22 at Mississippi State	78	74
Feb. 24 vs. LSU	110	94
Mar. 1 at Georgia (OT)	90	93
Mar. 3 vs. VCU	117	72
Mar. 8 vs. Alabama (NR,7)	76	70

- Pillsbury's Best Tournament (Minneapolis, Minn.)

1975-76
Record: 16-10, 11-7 SEC

COACH: Bob Davis
CAPTAINS: Eddie Johnson, Gary Redding

	AU	Opp
Dec. 1 vs. Butler	80	69
Dec. 3 at Western Carolina (17,NR)	88	76
Dec. 13 at South Florida (17,NR)	79	78
Dec. 19 vs. SMU (17,NR) (OT) #	85	87
Dec. 20 vs. Tulsa (17,NR) #	92	74
Dec. 26 at Duke	74	85
Dec. 27 at North Carolina State (NR,9)	74	79
Jan. 3 at LSU	102	86
Jan. 5 at Ole Miss	72	66
Jan. 10 vs. Alabama (NR,10)	62	63
Jan. 12 vs. Mississippi State	75	70
Jan. 17 at Georgia	94	70
Jan. 19 at Tennessee (NR,9)	78	83
Jan. 24 vs. Vanderbilt	59	71
Jan. 26 vs. Kentucky (OT)	91	84
Jan. 31 at Florida	92	86
Feb. 7 at Alabama (NR,17)	75	86
Feb. 9 at Mississippi State	74	75
Feb. 11 vs. Georgia Tech	72	51
Feb. 14 vs. Georgia	88	79
Feb. 16 vs. Tennessee (NR,8) (OT)	73	72
Feb. 21 at Vanderbilt	72	80
Feb. 23 at Kentucky	82	93
Feb. 28 vs. Florida	89	80
Mar. 6 vs. LSU	90	80
Mar. 8 vs. Ole Miss	103	88

- Sun Carnival Classic (El Paso, Texas)

1976-77
Record: 13-13, 6-12 SEC

COACH: Bob Davis
CAPTAINS: Eddie Johnson, Pepto Bolden

	AU	Opp
Nov. 26 vs. Jacksonville #	92	67
Nov. 29 vs. Appalachian State	84	61
Dec. 1 vs. Richmond	86	63
Dec. 4 vs. Fairleigh Dickinson	86	59
Dec. 16 at VCU	109	59
Dec. 28 vs. Creighton (20,NR) ^	76	81
Dec. 29 vs. Rutgers (20,NR) ^	78	75
Jan. 3 vs. Alabama (20,4)	71	74
Jan. 5 vs. Mississippi State	79	81
Jan. 8 at Tennessee	79	87
Jan. 10 at Georgia	95	71
Jan. 15 vs. Kentucky (NR,2)	68	75
Jan. 17 vs. Vanderbilt	74	69
Jan. 22 vs. Florida	73	77
Jan. 29 at LSU	73	77
Jan. 31 at Ole Miss	72	65
Feb. 5 vs. Tennessee (NR,11)	83	93
Feb. 7 vs. Georgia	83	74
Feb. 12 at Kentucky (NR,3)	82	89
Feb. 14 at Vanderbilt (OT)	76	71
Feb. 19 at Florida	68	79
Feb. 21 at Jacksonville	80	66
Feb. 26 vs. LSU	76	86
Feb. 28 vs. Ole Miss	97	84
Mar. 5 at Alabama (NR,12)	77	81
Mar. 7 at Mississippi State	75	89

- (Birmingham, Ala.)
^ - Louisville Holiday Classic (Louisville, Ky.)

1977-78
Record: 13-14, 8-10 SEC

COACH: Bob Davis
CAPTAINS: Mike Mitchell, Stan Pietkiewicz, Myles Patrick

		AU	Opp
Dec. 1	vs. Houston	87	88
Dec. 3	vs. South Florida	71	54
Dec. 9	vs. Southern Illinois #	66	65
Dec. 10	vs. Oklahoma State #	112	94
Dec. 17	at Iona College	82	105
Dec. 29	vs. Southern Cal ^	74	85
Dec. 30	vs. Temple ^	73	74
Jan. 2	at Georgia	76	69
Jan. 4	at Tennessee	76	80
Jan. 7	vs. Vanderbilt	74	61
Jan. 9	vs. Kentucky (NR,1)	77	101
Jan. 14	at Florida	81	72
Jan. 21	at Ole Miss	75	84
Jan. 23	at LSU	79	90
Jan. 28	vs. Alabama	74	81
Jan. 30	vs. Mississippi State	85	74
Feb. 1	at Georgia Tech	77	72
Feb. 4	at Vanderbilt	78	91
Feb. 6	at Kentucky (NR,1)	81	104
Feb. 11	vs. Florida	92	84
Feb. 13	vs. Oral Roberts	82	78
Feb. 18	vs. Ole Miss	92	67
Feb. 20	vs. LSU (OT)	95	101
Feb. 25	at Alabama	86	89
Feb. 27	at Mississippi State (OT)	82	83
Mar. 4	vs. Georgia	81	80
Mar. 6	vs. Tennessee	107	94

- Marshall Tournament (Huntington, W. Va.)
^ - Sugar Bowl Tournament (New Orleans, La.)

1978-79
Record: 13-16, 5-13 SEC

COACH: Sonny Smith
CAPTAINS: Bubba Price, Rich Valavicius

		AU	Opp
Dec. 1	vs. Southwestern Louisiana #	83	82
Dec. 4	vs. Florida State	70	71
Dec. 9	vs. Iona	74	66
Dec. 12	at Richmond	84	72
Dec. 15	vs. Oklahoma #	78	70
Dec. 16	vs. Navy #	63	57
Dec. 21	vs. Georgia Tech ^	60	57
Jan. 3	vs. Vanderbilt	55	57
Jan. 6	vs. Florida	91	86
Jan. 8	at Oral Roberts	62	63
Jan. 11	at Georgia	84	77
Jan. 13	at Ole Miss	62	77
Jan. 15	at LSU (NR,13)	82	94
Jan. 20	vs. Alabama (NR,18)	76	83
Jan. 22	vs. Mississippi State	72	74
Jan. 25	vs. Kentucky (OT)	83	86
Jan. 27	at Vanderbilt (NR,19)	59	66
Jan. 29	at Kentucky	59	66
Feb. 3	at Florida (OT)	93	92
Feb. 7	at Tennessee	62	73
Feb. 10	vs. Ole Miss (2OT)	56	54
Feb. 12	vs. LSU (NR,8)	68	78
Feb. 17	at Alabama (NR,20)	73	80
Feb. 19	at Mississippi State	66	73
Feb. 22	vs. Georgia	73	68
Feb. 24	vs. Tennessee	55	60
Feb. 28	vs. Vanderbilt %	59	53
Mar. 1	vs. Georgia (4OT) %	95	91
Mar. 2	vs. Tennessee (NR,20) %	64	75

- Big Sun Tournament (St. Petersburg, Fla.)
^ - (Birmingham, Ala.)
% - SEC Tournament (Birmingham, Ala.)

1979-80
Record: 10-18, 5-13 SEC

COACH: Sonny Smith
CAPTAIN: Rich Valavicius

		AU	Opp
Dec. 3	vs. Texas Wesleyan	90	51
Dec. 5	vs. Ole Miss	76	73
Dec. 7	vs. Arkansas State (OT) #	62	69
Dec. 8	vs. George Washington #	60	71
Dec. 12	at Tennessee	58	61
Dec. 15	at South Florida	74	56
Dec. 18	vs. Austin Peay ^	65	61
Dec. 21	vs. Long Beach State %	74	69
Dec. 22	vs. Southwestern Louisiana %	75	92
Jan. 2	at Kentucky (NR,2)	65	67
Jan. 5	vs. Florida	82	62
Jan. 9	at Vanderbilt	57	66
Jan. 12	vs. Mississippi State	77	67
Jan. 16	at LSU (NR,14)	82	93
Jan. 19	vs. Georgia	58	53
Jan. 23	vs. Alabama (OT)	46	50
Jan. 26	at Ole Miss	54	71
Jan. 30	vs. Kentucky (NR,3)	62	64
Feb. 2	at Florida	60	70
Feb. 4	at Florida State	69	73
Feb. 6	vs. Vanderbilt	73	77
Feb. 9	at Mississippi State	72	76
Feb. 13	vs. LSU (NR,5)	44	50
Feb. 16	at Georgia (OT)	69	65
Feb. 20	at Alabama	47	59
Feb. 23	vs. Tennessee	63	72
Feb. 27	vs. Georgia @	79	71
Feb. 28	vs. Kentucky (NR,2) @	61	69

- Show-Me Classic (Columbia, Mo.)
^ - (Birmingham, Ala.)
% - Bayou Classic (Lafayette, La.)
@ - SEC Tournament (Birmingham, Ala.)

1980-81
Record: 11-16, 4-14 SEC

COACH: Sonny Smith
CAPTAINS: Darrell Lockhart, Earl Banks

		AU	Opp
Dec. 1	vs. Towson State	87	63
Dec. 3	vs. Tennessee	75	65
Dec. 6	vs. Armstrong State	79	70
Dec. 8	vs. Tennessee Tech	77	62
Dec. 13	vs. Eckerd College	106	66
Dec. 17	vs. Florida State	78	74
Dec. 20	at Austin Peay	52	51
Dec. 29	vs. Air Force (OT) #	46	48
Dec. 30	vs. Columbia #	63	55
Jan. 3	at Ole Miss	45	46
Jan. 7	vs. Kentucky (NR,4)	66	79
Jan. 10	at Florida	59	63
Jan. 14	vs. Vanderbilt	81	97
Jan. 17	at Mississippi State	61	69
Jan. 21	vs. LSU (NR,5)	64	74
Jan. 24	at Georgia	63	67
Jan. 28	at Alabama	73	83
Jan. 31	vs. Ole Miss	58	61
Feb. 4	at Kentucky (NR,6)	74	102
Feb. 7	vs. Florida	50	55
Feb. 11	at Vanderbilt	69	55
Feb. 14	vs. Mississippi State	66	55
Feb. 18	at LSU (NR,4)	47	58
Feb. 21	vs. Georgia	65	76
Feb. 25	vs. Alabama	56	54
Feb. 28	at Tennessee (NR,10)	63	75
Mar. 4	vs. Florida (OT) ^	48	50

- Blade Glass Classic (Toledo, Ohio)
^ - SEC Tournament (Birmingham, Ala.)

1981-82
Record: 14-14, 7-11 SEC

COACH: Sonny Smith
CAPTAINS: Darrell Lockhart, Alvin Mumphord

		AU	Opp
Nov. 30	vs. Mississippi College	88	54
Dec. 2	vs. Stetson	60	59
Dec. 5	vs. Austin Peay	67	56
Dec. 7	at Tennessee Tech	88	61
Dec. 12	at Tennessee	79	86
Dec. 19	at Florida State	77	76
Dec. 21	vs. Cal State-Chico	104	61
Dec. 29	vs. William & Mary #	48	58
Dec. 30	at Duke #	71	72
Jan. 2	vs. Ole Miss	75	71
Jan. 6	at Kentucky (NR,3)	71	83
Jan. 9	vs. Florida	80	60
Jan. 13	at Vanderbilt	68	78
Jan. 16	vs. Mississippi State	62	49
Jan. 20	at LSU	68	69
Jan. 23	vs. Georgia	82	74
Jan. 27	vs. Alabama (NR,13)	65	67
Jan. 30	at Ole Miss	57	64
Feb. 3	vs. Kentucky (NR,9) (OT)	83	81
Feb. 6	at Florida	66	69
Feb. 10	vs. Vanderbilt	60	71
Feb. 13	at Mississippi State	45	59
Feb. 17	vs. LSU	82	72
Feb. 20	at Georgia	56	57
Feb. 24	at Alabama (NR,17)	72	74
Feb. 27	vs. Tennessee (NR,19)	56	54
Mar. 3	vs. Mississippi State (OT) ^	38	36
Mar. 4	vs. Kentucky (NR,15) ^	66	89

- Iron Duke Classic (Durham, N.C.)
^ - SEC Tournament (Lexington, Ky.)

1982-83
Record: 15-13, 8-10 SEC

COACH: Sonny Smith
CAPTAINS: Darrell Lockhart, Alvin Mumphord

		AU	Opp
Nov. 26	at UAB	63	61
Nov. 29	vs. Mercer	85	76
Dec. 1	vs. Florida State	78	68
Dec. 4	vs. Tennessee Tech	74	65
Dec. 6	at Stetson	58	59
Dec. 8	at Houston (NR,9)	65	77
Dec. 18	vs. Florida International	115	77
Dec. 28	vs. Cal State Fullerton #	69	60
Dec. 29	at Utah #	71	62
Jan. 3	vs. Mississippi State	77	66
Jan. 5	vs. Alabama (NR,5)	91	80
Jan. 8	at Florida	75	92
Jan. 15	at Kentucky (NR,6)	75	67
Jan. 17	at Vanderbilt	62	64
Jan. 22	vs. Georgia (20, NR)	66	64
Jan. 24	vs. Tennessee	77	80
Jan. 29	at LSU	64	62
Jan. 31	at Ole Miss	48	61
Feb. 5	vs. Florida	62	54
Feb. 12	vs. Kentucky (NR,13)	69	71
Feb. 14	vs. Vanderbilt	72	71
Feb. 19	at Georgia	60	67
Feb. 22	at Tennessee	74	82
Feb. 26	vs. LSU	61	87
Mar. 1	vs. Ole Miss	82	59
Mar. 3	at Mississippi State	53	69
Mar. 6	at Alabama	78	86
Mar. 10	vs. Alabama ^	61	62

- Utah Hilton Classic (Salt Lake City, Utah)
^ - SEC Tournament (Birmingham, Ala.)

1983-84
Record: 20-11, 12-6 SEC

COACH: Sonny Smith

	AU	Opp
Nov. 28 vs. Columbus College	58	54
Dec. 2 at UAB (OT)	62	69
Dec. 5 at Florida State	76	69
Dec. 8 vs. Youngstown State #	78	52
Dec. 9 at South Alabama #	73	95
Dec. 14 at Mercer	65	63
Dec. 19 vs. Eastern Kentucky	100	60
Dec. 22 at Mississippi State	73	55
Dec. 27 vs. Wake Forest (NR,10) ^	67	76
Dec. 28 vs. Villanova ^	95	83
Jan. 5 at Alabama	91	86
Jan. 7 vs. Florida	82	66
Jan. 13 vs. Kentucky (NR,2)	82	63
Jan. 17 vs. Vanderbilt	71	73
Jan. 22 at Georgia	86	90
Jan. 24 at Tennessee	79	72
Jan. 27 vs. LSU (NR,10)	80	78
Jan. 31 vs. Ole Miss (19,NR)	60	50
Feb. 5 at Florida (19,NR)	67	65
Feb. 11 at Kentucky (16,6)	64	84
Feb. 13 at Vanderbilt	73	67
Feb. 18 vs. Georgia	81	63
Feb. 20 vs. Tennessee	54	57
Feb. 25 at LSU	80	81
Feb. 27 at Ole Miss	71	72
Mar. 1 vs. Mississippi State	68	53
Mar. 3 vs. Alabama	83	70
Mar. 8 vs. Vanderbilt %	59	58
Mar. 9 vs. Tennessee %	60	58
Mar. 10 vs. Kentucky (NR,3) %	49	51
Mar. 15 vs. Richmond @	71	72

1984 FINAL WIRE SERVICE POLL
UNITED PRESS INTERNATIONAL

1. North Carolina	7. Arkansas
2. Georgetown	8. Oklahoma
3. Kentucky	9. UTEP
4. DePaul	10. Maryland
5. Houston	19. Auburn

1984-85
Record: 22-12, 8-10 SEC

COACH: Sonny Smith

	AU	Opp
Nov. 24 vs. Stetson	92	50
Nov. 26 vs. Columbus College	91	56
Nov. 30 at UAB (NR,13)	61	59
Dec. 3 vs. Armstrong State	80	47
Dec. 8 vs. Mercer	70	69
Dec. 12 vs. Radford	79	57
Dec. 21 vs. VCU #	59	78
Dec. 22 vs. Delaware #	95	63
Dec. 29 at West Virginia	59	58
Jan. 2 at Kentucky	61	68
Jan. 5 vs. Florida	80	74
Jan. 9 at Tennessee	74	86
Jan. 12 vs. Mississippi State	62	53
Jan. 16 vs. Alabama	55	60
Jan. 19 at Georgia	80	97
Jan. 24 vs. Ole Miss	93	73
Jan. 26 at LSU	62	80
Jan. 30 at Vanderbilt	86	80
Feb. 2 vs. Kentucky (OT)	47	49
Feb. 6 at Florida (OT)	81	78
Feb. 9 vs. Tennessee	75	60
Feb. 13 at Mississippi State	65	82
Feb. 16 at Alabama (2OT)	72	74
Feb. 21 vs. Georgia	84	86
Feb. 23 at Ole Miss	69	57
Feb. 27 vs. LSU	73	78

Mar. 2 vs. Vanderbilt	84	58
Mar. 6 vs. Ole Miss ^	68	60
Mar. 7 vs. LSU ^	58	55
Mar. 8 vs. Florida ^	43	42
Mar. 9 vs. Alabama (OT) ^	53	49
Mar. 14 vs. Purdue %	59	58
Mar. 16 vs. Kansas (NR,13) %	66	64
Mar. 22 vs. North Carolina (NR,7) @	56	62

- Krystal Classic (Chattanooga, Tenn.)
^ - SEC Tournament (Birmingham, Ala.)
% - NCAA Tournament First/Second Rounds (South Bend, Ind.)
@ - NCAA Tournament Sweet 16 (Birmingham, Ala.)

1985 FINAL RANKINGS
USA TODAY/THE SPORTING NEWS

1. Villanova	1. North Carolina
2. Georgetown	2. Georgetown
3. St. John's	3. Kentucky
4. Georgia Tech	4. Houston
5. Memphis State	5. Maryland
6. Oklahoma	6. DePaul
7. North Carolina	7. Illinois
8. Louisiana Tech	8. Fresno State
9. Michigan	9. UTEP
10. N.C. State	10. Tulsa
14. Auburn	16. Auburn

(Sporting News poll released prior to NCAA Tournament)

1985-86
Record: 22-11, 13-5 SEC

COACH: Sonny Smith

	AU	Opp
Nov. 22 vs. West Virginia (10,NR) #	58	75
Nov. 26 vs. Birmingham Southern	61	51
Dec. 3 vs. West Virginia	84	59
Dec. 6 vs. Kentucky Wesleyan ^	80	71
Dec. 7 at Western Kentucky ^	58	71
Dec. 10 at UAB (NR,16)	56	62
Dec. 14 vs. Stetson %	77	54
Dec. 17 at Southwestern Louisiana (OT) 64	66	66
Dec. 22 vs. Central Florida @	78	49
Dec. 23 vs. Boston College @	89	85
Jan. 4 at Florida	59	62
Jan. 6 vs. Kentucky (NR,12)	60	56
Jan. 8 vs. Tennessee	59	45
Jan. 11 at Mississippi State	72	56
Jan. 16 at Alabama	56	60
Jan. 18 vs. Georgia	84	69
Jan. 22 at Ole Miss	73	61
Jan. 29 vs. Vanderbilt	97	70
Jan. 31 at Kentucky (NR,8)	71	81
Feb. 4 vs. LSU	61	63
Feb. 6 vs. Florida	67	65
Feb. 8 at Tennessee	79	80
Feb. 12 vs. Mississippi State	69	64
Feb. 15 vs. Alabama (NR,18)	71	69
Feb. 19 at Georgia (OT)	87	86
Feb. 22 vs. Ole Miss	75	73
Feb. 26 at LSU	92	86
Mar. 1 at Vanderbilt	79	65
Mar. 6 vs. Mississippi State !	63	65
Mar. 14 vs. Arizona \$	73	63
Mar. 16 vs. St. John's (NR,4) \$	81	65
Mar. 20 vs. UNLV (NR,11) &	70	63
Mar. 22 vs. Louisville (NR,7) &	76	84

- Big Apple NIT (Hartford, Conn.)
^ - Wendy's Classic (Bowling Green, Ky.)
% - (Daytona Beach, Fla.)
@ - Red Lobster Classic (Orlando, Fla.)
! - SEC Tournament (Lexington, Ky.)
\$ - NCAA Tournament First/Second Rounds (Long Beach, Calif.)
& - NCAA Tournament Sweet 16/Elite 8 (Houston, Texas)

1986 FINAL RANKINGS
BASKETBALL WEEKLY/USA TODAY

1. Louisville	1. Louisville
2. Duke	2. Duke
3. Kansas	3. Kansas
4. LSU	4. Kentucky
5. Kentucky	5. LSU
6. North Carolina	6. Georgia Tech
7. Georgia Tech	7. North Carolina
8. Navy	8. Navy
9. Auburn	9. Auburn
10. St. John's	10. St. John's

1986-87
Record: 18-13, 9-9 SEC

COACH: Sonny Smith

	AU	Opp
Nov. 28 at UAB (12,NR)	68	58
Dec. 1 vs. Armstrong State (12,NR)	94	54
Dec. 11 vs. Austin Peay (7,NR)	115	93
Dec. 13 vs. Southwestern La. (7,NR)	107	91
Dec. 15 at Eastern Kentucky (7,NR)	97	82
Dec. 18 vs. Augusta College (6,NR)	89	66
Dec. 28 vs. Iowa State (5,NR) #	89	87
Dec. 29 at UTEP (5,NR) #	82	87
Jan. 3 vs. Kentucky (5,11)	60	63
Jan. 7 vs. Georgia (OT) (13,NR)	62	58
Jan. 10 at Mississippi State (13,NR)	66	52
Jan. 14 vs. Tennessee (10,NR)	66	56
Jan. 17 at Vanderbilt (10,NR)	75	91
Jan. 22 at Alabama (17,13)	82	88
Jan. 24 vs. Ole Miss (17,NR)	85	61
Jan. 28 at LSU (18,NR)	73	75
Jan. 31 vs. Florida (18,19)	81	68
Feb. 1 vs. UNLV (18,3)	85	104
Feb. 4 at Kentucky (20,NR)	71	75
Feb. 7 at Georgia (20,NR)	71	75
Feb. 9 at Florida	84	70
Feb. 12 vs. Mississippi State	59	45
Feb. 14 at Tennessee	84	103
Feb. 21 vs. Alabama (NR,12)	75	77
Feb. 23 vs. Vanderbilt	91	83
Feb. 25 at Ole Miss	67	73
Mar. 1 vs. LSU	100	62
Mar. 6 vs. Kentucky ^	79	72
Mar. 7 vs. Alabama (NR,9) ^	68	87
Mar. 12 vs. San Diego %	62	61
Mar. 14 vs. Indiana % (NR,3)	90	107

- Sun Bowl Classic (El Paso, Texas)
^ - SEC Tournament (Atlanta, Ga.)
% - NCAA Tournament First/Second Rounds (Indianapolis, Ind.)

1987-88
Record: 19-11, 11-7 SEC

COACH: Sonny Smith

	AU	Opp
Nov. 27 vs. South Alabama #	120	67
Dec. 5 vs. VCU	93	80
Dec. 7 vs. UT-Martin	99	77
Dec. 11 vs. San Jose State ^	70	65
Dec. 12 at Illinois (OT) ^	103	107
Dec. 14 vs. Grambling	98	59
Dec. 16 vs. Mercer	80	48
Dec. 29 vs. Villanova %	65	64
Dec. 30 vs. Georgia Tech %	72	83
Jan. 6 vs. Florida	72	67
Jan. 9 at Kentucky (NR,1)	53	52
Jan. 13 at Georgia (19,NR)	68	87
Jan. 16 vs. Mississippi State (19,NR)	65	57
Jan. 20 at Tennessee	64	75
Jan. 23 vs. Vanderbilt	71	75
Jan. 27 vs. Alabama	84	74
Jan. 30 at Ole Miss	66	69
Feb. 3 vs. LSU	69	78
Feb. 6 at Florida (NR,10)	58	57
Feb. 10 vs. Kentucky	62	69
Feb. 13 vs. Georgia	64	57

Feb. 17	at Mississippi State	77	61
Feb. 20	vs. Tennessee	73	68
Feb. 24	at Vanderbilt (NR,17)	81	68
Feb. 27	at Alabama	77	82
Mar. 2	vs. Ole Miss	92	76
Mar. 5	at LSU	89	80
Mar. 11	vs. Georgia @	60	65
Mar. 17	vs. Bradley (NR,11) !	90	86
Mar. 19	vs. Oklahoma (NR,8) !	87	107

- (Birmingham, Ala.)
 ^ - Illini Classic (Champaign, Ill.)
 % - Cotton States Classic (Atlanta, Ga.)
 @ - SEC Tournament (Baton Rouge, La.)
 ! - NCAA Tournament First/Second Rounds (Atlanta, Ga.)

1988-89

Record: 9-19, 2-16 SEC

COACH: Sonny Smith

	AU	Opp
Nov. 26	vs. Mount St. Mary's	89 83
Nov. 29	vs. Georgia State	74 70
Dec. 3	vs. Mercer	87 66
Dec. 10	vs. Texas Southern	109 81
Dec. 14	at Vanderbilt	77 93
Dec. 17	vs. Jackson State	74 51
Dec. 20	at VCU	85 79
Dec. 28	vs. Villanova #	83 84
Dec. 29	vs. Central Florida #	95 68
Jan. 4	vs. Tennessee (NR,19)	73 84
Jan. 7	at LSU	77 104
Jan. 11	at Mississippi State	56 69
Jan. 14	vs. Florida	75 79
Jan. 18	vs. Ole Miss	64 65
Jan. 25	at Kentucky	76 86
Jan. 28	vs. Alabama	64 67
Feb. 2	vs. Georgia	62 75
Feb. 4	at Tennessee	72 89
Feb. 8	vs. LSU (NR,19)	91 104
Feb. 11	vs. Mississippi State	70 68
Feb. 15	at Florida	79 90
Feb. 18	at Ole Miss	77 80
Feb. 20	vs. Kentucky	77 75
Feb. 22	vs. Vanderbilt	62 77
Feb. 25	at UAB	76 105
Mar. 2	at Alabama	58 74
Mar. 4	at Georgia	76 80
Mar. 9	vs. Ole Miss ^	68 80

- Red Lobster Classic (Orlando, Fla.)
 ^ - SEC Tournament (Knoxville, Tenn.)

1989-90

Record: 13-18, 8-10 SEC

COACH: Tommy Joe Eagles

CAPTAINS: Derrick Dennison, Zane Arnold

	AU	Opp
Nov. 24	Michigan State #	79 92
Nov. 25	Connecticut #	81 95
Nov. 26	Alaska-Anchorage #	4 109
Dec. 1	UAB	65 75
Dec. 3	Florida State	78 82
Dec. 9	Duquesne ^	79 74
Dec. 11	Alabama State	98 79
Dec. 21	Tennessee Tech %	70 72
Dec. 28	Navy @	75 61
Dec. 29	Southern Miss @	73 84
Jan. 3	Tennessee	70 72
Jan. 6	LSU (NR,17)	70 77
Jan. 10	Mississippi State	93 71
Jan. 13	Florida	62 84
Jan. 17	Ole Miss	72 80
Jan. 20	Vanderbilt	82 79
Jan. 24	Kentucky	74 70
Jan. 27	Alabama (NR,24)	59 78
Jan. 31	Georgia	75 88
Feb. 3	Tennessee	89 83
Feb. 5	Georgia State	79 66
Feb. 7	LSU (NR,11)	71 82

Feb. 10	Mississippi State	77	74
Feb. 14	Florida	75	55
Feb. 17	Ole Miss	95	84
Feb. 20	Vanderbilt	87	74
Feb. 24	Kentucky	95	98
Feb. 28	Alabama	65	80
Mar. 3	Georgia	79	94
Mar. 9	LSU (NR,16) !	78	76
Mar. 10	Alabama !	71	87

- Great Alaska Shootout (Anchorage, Alaska)
 ^ - (Birmingham, Ala.)
 % - (Huntsville, Ala.)
 @ - Blue Angels Classic (Pensacola, Fla.)
 ! - SEC Tournament (Orlando, Fla.)

1990-91

Record: 13-16, 5-13 SEC

COACH: Tommy Joe Eagles

CAPTAINS: John Caylor, Zane Arnold

	AU	Opp
Nov. 24	vs. Texas Southern	85 77
Nov. 26	vs. Georgia State	83 65
Nov. 30	at UAB	65 71
Dec. 8	vs. Ohio	75 65
Dec. 13	at Duquesne	75 71
Dec. 15	vs. Florida State	99 96
Dec. 17	vs. Texas A&M	95 71
Dec. 27	vs. Villanova #	71 88
Dec. 28	at Tulane #	84 71
Jan. 3	vs. Alabama	56 68
Jan. 5	at Florida	82 84
Jan. 9	at Ole Miss	62 60
Jan. 12	vs. LSU	84 96
Jan. 16	vs. Vanderbilt	59 80
Jan. 19	at Tennessee	67 63
Jan. 23	at Georgia (2OT)	59 58
Jan. 26	vs. Mississippi State	64 84
Jan. 29	vs. Kentucky (NR,10)	81 89
Feb. 2	at Alabama	80 88
Feb. 6	vs. Florida (OT)	84 87
Feb. 9	vs. Ole Miss	72 69
Feb. 13	at LSU (NR,20)	61 98
Feb. 16	at Vanderbilt	70 90
Feb. 19	vs. Tennessee	74 65
Feb. 23	vs. Georgia	77 86
Feb. 27	at Mississippi State	76 94
Mar. 2	at Kentucky (NR,13)	93 114
Mar. 8	vs. LSU (NR,16) ^	92 77
Mar. 9	vs. Alabama (NR,24) ^	59 77

- USF&G Sugar Bowl Tournament (New Orleans, La.)
 ^ - SEC Tournament (Nashville, Tenn.)

1991-92

Record: 12-15, 5-11 SEC

COACH: Tommy Joe Eagles

CAPTAINS: Chris Brandt, Champ Wrencher

	AU	Opp
Nov. 25	vs. SIU-Edwardsville	109 86
Nov. 29	vs. UAB #	74 88
Dec. 4	at Texas A&M	86 83
Dec. 11	vs. Troy State	141 116
Dec. 14	vs. Southern Miss	93 78
Dec. 17	at UNLV	82 85
Dec. 20	vs. Slippery Rock ^	93 66
Dec. 21	vs. South Alabama ^	87 107
Dec. 28	vs. Eastern Kentucky %	104 92
Dec. 29	vs. UT-Chattanooga %	75 87
Jan. 4	at Arkansas (NR,16)	92 110
Jan. 8	vs. LSU	70 87
Jan. 13	at Ole Miss	96 83
Jan. 18	vs. Alabama (NR,9)	81 63
Jan. 22	vs. South Carolina	85 68
Jan. 25	at Tennessee	74 82
Jan. 29	vs. Mississippi State	72 75
Feb. 1	vs. Georgia	89 84
Feb. 4	at Vanderbilt	83 89
Feb. 8	vs. Kentucky (NR,19)	67 85
Feb. 12	vs. James Madison	87 71

Feb. 19	at Florida	81	92
Feb. 22	at LSU	82	99
Feb. 26	vs. Arkansas (NR,9)	74	82
Feb. 29	vs. Ole Miss	110	84
Mar. 4	at Mississippi State	70	77
Mar. 7	at Alabama (NR,20)	80	82

- (Birmingham-Jefferson Civic Center)
 ^ - Blue Angels Classic (Pensacola, Fla.)
 % - Dr. Pepper Classic (Chattanooga, Tenn.)

1992-93

Record: 15-12, 8-8 SEC

COACH: Tommy Joe Eagles

CAPTAIN: Reggie Gallon

	AU	Opp
Dec. 1	vs. Louisiana College	98 60
Dec. 5	at James Madison	80 89
Dec. 15	vs. Lincoln Memorial	77 51
Dec. 18	vs. Louisiana Tech #	65 45
Dec. 19	vs. UNC-Wilmington #	80 91
Dec. 21	vs. Centenary	86 61
Dec. 28	vs. Old Dominion	96 85
Jan. 3	at Mississippi State	71 77
Jan. 6	vs. Florida	73 76
Jan. 9	at LSU	81 87
Jan. 16	at South Carolina	83 81
Jan. 20	vs. Tennessee	88 75
Jan. 23	at Arkansas (NR,8)	100 89
Jan. 27	at Alabama	78 81
Jan. 30	vs. Vanderbilt (NR,15)	70 73
Feb. 3	at Ole Miss	85 74
Feb. 6	at Georgia	69 96
Feb. 9	at UAB	86 74
Feb. 13	vs. LSU	73 75
Feb. 17	vs. Mississippi State	83 77
Feb. 22	at Southern Miss	81 75
Feb. 24	vs. Ole Miss	83 73
Feb. 27	at Kentucky (NR,2)	78 80
Mar. 3	vs. Alabama	78 70
Mar. 6	vs. Arkansas	81 80
Mar. 11	vs. Tennessee ^	76 78
Mar. 18	at Clemson %	72 84

- USAir East Coast Classic (Wilmington, N.C.)

^ - SEC Tournament (Lexington, Ky.)

% - NIT First Round (Clemson, S.C.)

1993-94

Record: 11-17, 3-13 SEC

COACH: Tommy Joe Eagles

CAPTAINS: Wesley Person, Aaron Swinson

	AU	Opp
Nov. 28	vs. UNC-Wilmington	94 75
Nov. 30	vs. Nicholls State	76 79
Dec. 7	vs. Ball State	92 87
Dec. 9	vs. Troy State	113 86
Dec. 16	vs. UAB	65 69
Dec. 18	at Old Dominion	101 87
Dec. 28	vs. Michigan (NR,7) #	81 102
Dec. 30	vs. Fordham #	81 60
Jan. 5	vs. Georgia (OT)	80 83
Jan. 8	at LSU	72 83
Jan. 12	vs. Mississippi State (OT)	86 91
Jan. 15	vs. Arkansas (NR,3)	105 117
Jan. 19	at Ole Miss (2OT)	85 88
Jan. 22	at Tennessee	85 92
Jan. 25	vs. Alabama	69 74
Jan. 30	vs. Kentucky (NR,7)	74 91
Feb. 2	at Florida (NR,24)	67 68
Feb. 5	vs. Florida Atlantic	91 78
Feb. 9	at Vanderbilt	60 84
Feb. 12	vs. LSU	111 83
Feb. 16	vs. South Carolina	88 70
Feb. 19	at Mississippi State	76 65
Feb. 22	vs. Southern Miss	89 73
Feb. 26	at Arkansas (NR,1)	81 91
Mar. 2	vs. Ole Miss	62 68
Mar. 5	at Alabama	68 83
Mar. 10	vs. Vanderbilt ^	81 56

Mar. 11 vs. Alabama ^ 55 83
 # - Bank One Fiesta Bowl Basketball Classic (Tucson, Ariz.)
 ^ - SEC Tournament (Memphis, Tenn.)

1994-95
Record: 16-13, 7-9 SEC
 COACH: Cliff Ellis

CAPTAINS: Wes Flanigan, Mochie Norris, Lance Weems

	AU	Opp
Nov. 26 vs. Lynn	78	70
Nov. 30 at UAB	60	54
Dec. 2 vs. Georgia Southern #	77	45
Dec. 3 at Ball State #	74	82
Dec. 12 vs. West Florida	96	59
Dec. 14 vs. Troy State	95	71
Dec. 17 vs. Alabama State	102	62
Dec. 29 at Florida A&M ^	83	70
Dec. 30 vs. Kansas State ^	75	78
Jan. 4 at Kentucky (NR,6)	64	98
Jan. 8 vs. Ole Miss	88	74
Jan. 11 vs. LSU	73	76
Jan. 14 vs. Arkansas (NR,4)	104	90
Jan. 18 vs. Tennessee	61	57
Jan. 21 at Georgia	77	83
Jan. 25 vs. Florida (NR,23)	77	71
Feb. 1 at Alabama (NR,20)	63	65
Feb. 4 at Ole Miss	75	77
Feb. 8 vs. Vanderbilt	59	77
Feb. 11 at Mississippi State (NR,21)	70	69
Feb. 15 at South Carolina	80	78
Feb. 18 vs. Alabama (NR,18)	73	86
Feb. 22 at Southern Miss	81	79
Feb. 25 at LSU	78	89
Mar. 1 vs. Mississippi State (NR,14)	76	69
Mar. 4 at Arkansas (NR,7)	66	68
Mar. 9 vs. South Carolina %	81	66
Mar. 10 vs. Kentucky (NR,3) %	81	93
Mar. 15 vs. Marquette @	61	68

- Cardinal Varsity Club Classic (Muncie, Ind.)
 ^ - Capital City Classic (Tallahassee, Fla.)
 % - SEC Tournament (Atlanta, Ga.)
 @ - NIT First Round (Auburn, Ala.)

1995-96
Record: 19-13, 6-10 SEC
 COACH: Cliff Ellis

CAPTAINS: Ray Donald, Wes Flanigan, Lance Weems

	AU	Opp
Nov. 24 vs. La Salle #	70	60
Nov. 25 vs. James Madison #	82	71
Nov. 26 vs. Louisville (NR,13) #	82	78
Nov. 30 vs. Jacksonville State	91	74
Dec. 3 vs. UAB	54	66
Dec. 8 vs. Liberty ^	63	58
Dec. 9 at Baylor ^	83	64
Dec. 12 at South Alabama	59	50
Dec. 15 vs. Northeast Louisiana	80	71
Dec. 17 vs. Coastal Carolina	82	66
Dec. 19 vs. Wofford	73	56
Dec. 29 vs. Norfolk State %	92	56
Dec. 30 at Florida A&M %	84	54
Jan. 3 at Tennessee	62	66
Jan. 6 vs. Arkansas	101	76
Jan. 10 at Alabama	65	72
Jan. 13 vs. Georgia (NR,17)	89	86
Jan. 21 vs. LSU (23,NR)	95	87
Jan. 24 at Ole Miss (21,NR)	69	82
Jan. 31 at Vanderbilt (22,NR)	62	76
Feb. 4 vs. Miss. State (22,NR) (OT)	75	78
Feb. 7 vs. South Carolina (22,NR)	84	73
Feb. 10 at Florida (22,NR)	73	70
Feb. 14 vs. Alabama	72	75
Feb. 17 at Arkansas	77	87
Feb. 21 vs. Ole Miss	69	62
Feb. 24 at LSU	67	93
Feb. 27 vs. Kentucky (NR,1)	73	88
Mar. 2 at Mississippi State	51	67

Mar. 7 vs. Vanderbilt @ 68 65
 Mar. 8 vs. Mississippi State (NR,25) @ 58 69
 Mar. 13 vs. Tulane (OT) ! 73 87
 # - Puerto Rico Shootout (Bayamon, P.R.)
 ^ - Dr. Pepper Invitational (Waco, Texas)
 % - Capital City Classic (Tallahassee, Fla.)
 @ - SEC Tournament (New Orleans, La.)
 ! - NIT First Round (Auburn, Ala.)

1996-97
16-15, 6-10 SEC
 COACH: Cliff Ellis

CAPTAINS: Wes Flanigan, Pat Burke

	AU	Opp
Nov. 22 at UAB	57	64
Nov. 25 vs. Arkansas-Pine Bluff	89	56
Nov. 29 vs. Colorado (OT) #	72	78
Nov. 30 at Hawaii-Hilo (OT) #	98	92
Dec. 1 vs. TCU #	66	86
Dec. 5 vs. Arkansas-Little Rock	75	63
Dec. 7 vs. Georgia State	66	48
Dec. 14 vs. Baylor	63	68
Dec. 15 vs. Western Carolina	80	55
Dec. 18 vs. South Alabama	60	51
Dec. 21 vs. Murray State ^	86	72
Dec. 28 at Florida A&M	95	57
Dec. 30 vs. Winthrop	80	55
Jan. 4 at South Carolina	56	66
Jan. 8 vs. Arkansas	55	56
Jan. 11 vs. Florida	79	65
Jan. 15 vs. Tennessee	43	35
Jan. 18 at Kentucky (NR,4)	53	77
Jan. 22 at LSU	59	75
Jan. 25 at Georgia	48	53
Jan. 28 vs. Alabama	72	62
Feb. 1 at Ole Miss	46	57
Feb. 5 vs. Mississippi State	81	68
Feb. 8 vs. LSU	76	72
Feb. 11 at Arkansas	42	75
Feb. 15 vs. Vanderbilt	61	75
Feb. 22 at Alabama	50	55
Feb. 26 at Mississippi State	68	64
Mar. 1 vs. Ole Miss	63	71
Mar. 6 vs. Tennessee %	67	54
Mar. 7 vs. Kentucky (NR,6) %	50	92

- Big Island Invitational (Hilo, Hawaii)
 ^ - Mulligan Holiday Hoopfest (Birmingham, Ala.)
 % - SEC Tournament (Memphis, Tenn.)

1997-98
Record: 16-14, 7-9 SEC
 COACH: Cliff Ellis

CAPTAINS: Franklin Williams, Doc Robinson

	AU	Opp
Nov. 11 vs. Temple (NR,24) #	42	68
Nov. 14 at Central Florida	70	63
Nov. 17 vs. Nicholls State	96	75
Nov. 21 vs. Southern Miss	83	70
Nov. 25 vs. Wofford	68	51
Dec. 6 vs. Florida A&M	79	69
Dec. 12 vs. Pepperdine ^	55	62
Dec. 13 vs. Weber State ^	63	58
Dec. 16 vs. Jacksonville State	89	61
Dec. 20 vs. UAB %	65	71
Dec. 30 vs. Navy	70	54
Jan. 3 vs. Georgia	73	62
Jan. 7 at Tennessee	74	69
Jan. 14 at LSU	54	59
Jan. 18 vs. Alabama	94	40
Jan. 21 vs. Arkansas (NR,18)	65	79
Jan. 24 vs. South Carolina (NR,14)	56	61
Jan. 28 at Mississippi State	69	66
Jan. 31 vs. Ole Miss (NR,12)	68	67
Feb. 4 at Alabama	62	76
Feb. 7 vs. Mississippi State (OT)	68	66
Feb. 11 at Florida	64	81
Feb. 14 vs. LSU	66	44
Feb. 18 at Vanderbilt	66	82

Feb. 21 at Arkansas 83 107
 Feb. 25 vs. Kentucky (NR,7) 58 83
 Feb. 28 at Ole Miss (NR,13) 67 74
 Mar. 5 vs. Florida @ 68
 Mar. 11 vs. Southern Miss ! 77 62
 Mar. 16 at Marquette (OT) \$ 60 75
 # - NABC Classic (Albuquerque, N.M.)
 ^ - Cougar Classic (Provo, Utah)
 % - Holiday Hardwood Classic (BJCC/Birmingham, Ala.)
 @ - SEC Tournament (Atlanta, Ga.)
 ! - NIT First Round (Auburn, Ala.)
 \$ - NIT Second Round (Milwaukee, Wis.)

1998-99
Record: 29-4, 14-2 SEC
 COACH: Cliff Ellis

CAPTAINS: Bryant Smith, Doc Robinson

	AU	Opp
Nov. 13 vs. Southeastern Louisiana	114	60
Nov. 16 vs. Florida A&M	94	47
Nov. 19 vs. Central Florida	77	42
Nov. 23 vs. BYU	62	43
Nov. 27 vs. Rutgers #	70	55
Nov. 29 at Hawaii #	84	57
Dec. 3 vs. UNC-Asheville	91	60
Dec. 6 at Florida State	80	68
Dec. 12 vs. UAB (24,NR) ^	77	64
Dec. 15 vs. Wofford (18,NR)	79	51
Dec. 19 at Navy (18,NR)	88	70
Dec. 29 vs. Bethune-Cookman (15,NR)	99	46
Jan. 2 vs. Tennessee (15,NR)	90	62
Jan. 6 vs. Arkansas (14,18)	83	66
Jan. 9 at LSU (14,NR)	73	70
Jan. 13 at Ole Miss (8,NR)	74	59
Jan. 16 vs. Florida (8,NR)	88	69
Jan. 20 at Kentucky (6,7)	62	72
Jan. 23 at Alabama (6,NR)	73	58
Jan. 27 vs. Mississippi State (7,NR)	64	54
Jan. 30 at Georgia (7,NR)	85	74
Feb. 3 at South Carolina (6,NR)	76	48
Feb. 6 vs. LSU (6,NR)	80	54
Feb. 9 vs. Ole Miss (3,NR)	95	66
Feb. 13 vs. Alabama (3,NR)	102	61
Feb. 17 vs. Vanderbilt (3,NR)	81	63
Feb. 24 at Arkansas (2,NR)	88	104
Feb. 27 at Mississippi State (2,NR)	76	73
Mar. 5 vs. Alabama (4,NR) %	93	61
Mar. 6 vs. Kentucky (4,14) %	57	69
Mar. 11 vs. Winthrop (4,NR) @	80	41
Mar. 13 vs. Oklahoma State (4,NR) @	81	74
Mar. 18 vs. Ohio State (4,14) !	64	72

- United Airlines Tip-Off Classic (Honolulu, Hawaii)
 ^ - Arby's Hardwood Classic (BJCC/Birmingham, Ala.)
 % - SEC Tournament (Atlanta, Ga.)
 @ - NCAA Tournament First/Second Rounds (Indianapolis, Ind.)
 ! - NCAA Tournament Sweet 16 (Knoxville, Tenn.)

1999 FINAL RANKINGS
ASSOCIATED PRESS & USA TODAY/ESPN

1. Duke	1. Connecticut
2. Michigan State	2. Duke
3. Connecticut	3. Michigan State
4. Auburn	4. Ohio State
5. Maryland	5. Kentucky
6. Utah	5. St. John's
7. Stanford	7. Auburn
8. Kentucky	8. Maryland
9. St. John's	9. Stanford
10. Miami, Fla.	10. Utah

1999-2000

Record: 24-10, 9-7 SEC

COACH: Cliff Ellis

CAPTAINS: Doc Robinson, Chris Porter

	AU	Opp
Nov. 19 vs. UAB (3,NR)	65	59
Nov. 21 vs. Arkansas-Pine Bluff (3,NR)	100	44
Nov. 27 vs. Stanford (2,7) #	58	67
Dec. 1 vs. Belmont (5,NR)	65	56
Dec. 5 vs. Florida State (5,NR)	55	54
Dec. 11 vs. Pennsylvania (8,NR) ^	77	70
Dec. 13 vs. Coppin State (6,NR)	63	35
Dec. 16 vs. Bradley (6,NR) %	78	64
Dec. 20 at Puerto Rico-Mayaguez (6,NR) @	109	52
Dec. 21 vs. Virginia Tech (6,NR) @	73	63
Dec. 22 vs. Pepperdine (6,NR) @	87	76
Dec. 30 vs. Southern Miss (4,NR)	56	50
Jan. 2 vs. Stony Brook (4,NR)	100	45
Jan. 8 vs. Georgia (4,NR)	67	52
Jan. 11 vs. Kentucky (4,20)	66	63
Jan. 16 at Mississippi State (4,NR)	51	45
Jan. 19 vs. South Carolina (4,NR)	65	61
Jan. 22 at Ole Miss (4,NR) (OT)	77	79
Jan. 25 at Tennessee (7,11)	76	105
Jan. 29 vs. Mississippi State (7,NR)	73	57
Feb. 2 vs. Alabama (10,NR)	77	63
Feb. 5 vs. Arkansas (10,NR)	73	55
Feb. 9 at LSU (8,25)	68	83
Feb. 16 at Vanderbilt (11,24)	86	80
Feb. 19 vs. Ole Miss (11,NR)	75	72
Feb. 22 at Alabama (8,NR)	64	68
Feb. 27 at Florida (8,9)	59	88
Mar. 1 vs. LSU (13,12)	53	55
Mar. 5 at Arkansas (13,NR)	55	64
Mar. 10 vs. Florida (23,10) !	78	70
Mar. 11 vs. South Carolina (23,NR) (OT) !	77	72
Mar. 12 vs. Arkansas (23,NR) !	67	75
Mar. 16 vs. Creighton (22,NR) \$	72	69
Mar. 18 vs. Iowa State (22,6) \$	60	79
# - Wooden Classic (Anaheim, Calif.)		
^ - Arby's Hardwood Classic (BJCC/Birmingham, Ala.)		
% - Coors Classic (Mobile, Ala.)		
@ - San Juan Shootout (San Juan, P.R.)		
! - SEC Tournament (Atlanta, Ga.)		
\$ - NCAA Tournament First/Second Rounds (Minneapolis, Minn.)		

2000 FINAL RANKINGS

ASSOCIATED PRESS & USA TODAY/ESPN

1. Duke	1. Michigan State
2. Michigan State	2. Florida
3. Stanford	3. Iowa State
4. Arizona	4. Duke
5. Temple	5. Stanford
6. Iowa State	6. Oklahoma State
7. Cincinnati	7. Cincinnati
8. Ohio State	8. Arizona
9. St. John's	9. Tulsa
10. LSU	10. Temple
	24. Auburn

2000-01

Record: 18-14, 7-9 SEC

COACH: Cliff Ellis

CAPTAINS: Scott Pohlman, Reggie Sharp

	AU	Opp
Nov. 17 vs. Florida A&M	87	52
Nov. 19 vs. Jacksonville State	91	51
Nov. 20 vs. Mercer	88	92
Nov. 24 vs. Robert Morris #	89	71
Nov. 25 vs. Toledo (2OT) #	90	95
Nov. 26 vs. Providence #	80	69
Dec. 1 vs. South Alabama	66	68
Dec. 4 vs. Louisiana-Lafayette	93	86
Dec. 5 vs. Grambling	104	60
Dec. 9 vs. Detroit ^	75	72
Dec. 16 vs. Oregon (OT) %	101	97
Dec. 19 vs. Georgia Southern	93	79

Dec. 30 vs. Southern Miss	73	69
Jan. 6 vs. Tennessee (NR,5) (2OT)	88	96
Jan. 10 at Georgia (OT)	80	85
Jan. 13 vs. LSU	85	69
Jan. 17 at Arkansas	72	82
Jan. 20 at South Carolina	60	57
Jan. 24 vs. Florida (NR,14)	63	65
Jan. 27 at Alabama (NR,15)	80	81
Jan. 31 vs. Mississippi State	60	56
Feb. 3 vs. Ole Miss	70	74
Feb. 10 at LSU	76	65
Feb. 14 vs. Arkansas	71	63
Feb. 17 at Mississippi State	74	85
Feb. 21 vs. Alabama (NR,14) (OT)	72	69
Feb. 24 at Ole Miss (NR,12)	62	64
Feb. 28 at Kentucky (NR,15)	78	90
Mar. 3 vs. Vanderbilt	69	66
Mar. 8 vs. Tennessee (NR,24) @	66	73
Mar. 14 vs. Miami (Fla.) !	60	58
Mar. 20 at Purdue (NIT) \$	61	79
# - Energia Systems Thanksgiving Tournament (Kansas City, Mo.)		
^ - Arby's Hardwood Classic (BJCC/Birmingham, Ala.)		
% - Las Vegas Showdown (Las Vegas, Nev.)		
@ - SEC Tournament (Nashville, Tenn.)		
! - NIT First Round (Auburn, Ala.)		
\$ - NIT Second Round (West Lafayette, Ind.)		

2001-02

Record: 12-16, 4-12 SEC

COACH: Cliff Ellis

CAPTAINS: Marquis Daniels, Adam Harrington

	AU	Opp
Nov. 16 vs. High Point	63	59
Nov. 18 vs. Jacksonville State	75	53
Nov. 24 at Rutgers	56	57
Nov. 27 vs. McNeese State	78	74
Nov. 30 vs. Florida International	67	55
Dec. 4 vs. Louisiana Tech	66	67
Dec. 8 vs. Virginia (NR,7) #	72	77
Dec. 15 vs. Marshall ^	78	60
Dec. 18 vs. South Alabama	73	58
Dec. 20 vs. UNC Asheville	83	38
Dec. 29 vs. Southern Miss	64	55
Jan. 5 vs. Arkansas	77	83
Jan. 9 at Ole Miss	65	69
Jan. 12 vs. Alabama (NR,14)	59	56
Jan. 16 at Vanderbilt	67	73
Jan. 19 at LSU	58	75
Jan. 22 vs. Kentucky (NR,8)	62	69
Jan. 27 at Tennessee	59	82
Jan. 30 vs. Mississippi State	64	72
Feb. 2 at Arkansas	60	62
Feb. 9 vs. Georgia (NR,17)	75	72
Feb. 13 vs. Ole Miss	65	62
Feb. 16 at Mississippi State	65	89
Feb. 20 at Florida (NR,8)	61	89
Feb. 23 vs. South Carolina	50	46
Feb. 27 at Alabama (NR,6)	68	73
Mar. 2 vs. LSU	54	59
Mar. 7 vs. Florida (NR,11) %	63	81
# - Arby's Hardwood Classic (Birmingham, Ala.)		
^ - Coors Classic (Mobile, Ala.)		
% - SEC Tournament (Atlanta, Ga.)		

2002-03

Record: 22-12, 8-8 SEC

COACH: Cliff Ellis

CAPTAINS: Marquis Daniels, Derrick Bird

	AU	Opp
Nov. 22 vs. Wofford	81	63
Nov. 26 vs. Georgia State	100	71
Dec. 1 vs. Western Kentucky #	70	89
Dec. 2 vs. Southeastern Louisiana	77	47
Dec. 4 vs. South Carolina State	85	65
Dec. 8 vs. Rutgers	82	70
Dec. 14 vs. Murray State	72	53
Dec. 17 vs. Western Michigan	54	72

Dec. 20 at Puerto Rico-Mayaguez ^	94	64
Dec. 21 vs. Denver ^	63	58
Dec. 22 vs. Troy State ^	94	66
Dec. 30 vs. Southern Miss	92	46
Jan. 2 vs. North Texas	90	65
Jan. 8 vs. Vanderbilt	62	59
Jan. 11 at Arkansas	52	37
Jan. 15 at South Carolina	67	60
Jan. 18 vs. Alabama (NR,9)	77	68
Jan. 22 at Kentucky (24,8)	51	67
Jan. 25 at Georgia (24,19)	79	85
Feb. 1 vs. Tennessee	57	60
Feb. 5 vs. Ole Miss	77	71
Feb. 8 vs. LSU	56	54
Feb. 15 at Alabama	68	84
Feb. 19 vs. Mississippi State (NR,19)	46	63
Feb. 22 at Ole Miss	80	75
Feb. 26 at LSU	63	94
Mar. 1 vs. Florida (NR,4)	70	73
Mar. 5 vs. Arkansas	69	54
Mar. 8 at Mississippi State (NR,21)	45	67
Mar. 14 vs. Tennessee %	66	53
Mar. 15 vs. Kentucky (NR,2) %	58	78
Mar. 21 vs. Saint Joseph's (OT) @	65	63
Mar. 23 vs. Wake Forest (NR,8) @	68	62
Mar. 28 vs. Syracuse (NR,12) !	78	79
# - (Nashville, Tenn.)		
^ - San Juan Shootout (Caguas, P.R.)		
% - SEC Tournament (New Orleans, La.)		
@ - NCAA Tournament First/Second Rounds (Tampa, Fla.)		
! - NCAA Tournament Sweet 16 (Albany, N.Y.)		

2003-04

Record: 14-14, 5-11 SEC

COACH: Cliff Ellis

CAPTAIN: Kyle Davis

	AU	Opp
Nov. 17 vs. College of Charleston #	66	62
Nov. 21 vs. Western Kentucky	86	64
Nov. 23 vs. Maryland-Eastern Shore	85	61
Nov. 29 vs. Grambling State ^	105	56
Dec. 1 vs. Colorado State	84	54
Dec. 7 vs. Air Force	68	49
Dec. 10 vs. Montana	73	51
Dec. 20 at UNLV %	69	82
Dec. 22 vs. Georgia State	72	77
Dec. 30 vs. Southern Miss	78	60
Jan. 2 vs. New Orleans	70	55
Jan. 7 at Vanderbilt (NR,20)	53	59
Jan. 10 vs. Ole Miss	80	53
Jan. 14 vs. South Carolina (OT)	51	53
Jan. 17 at Alabama	46	69
Jan. 21 vs. Arkansas	70	63
Jan. 24 at Florida (NR,17)	52	68
Jan. 31 vs. Mississippi State (NR,11)	68	73
Feb. 4 at Arkansas	52	74
Feb. 7 vs. Georgia	57	54
Feb. 14 at Ole Miss	68	72
Feb. 18 at LSU (NR,24)	80	68
Feb. 21 vs. Kentucky (NR,9)	59	68
Feb. 24 vs. Alabama	71	72
Feb. 28 at Tennessee	69	75
Mar. 2 at Mississippi State (NR,5)	91	105
Mar. 6 vs. LSU	78	66
Mar. 11 Georgia @	59	73
# - NABC Classic (Auburn, Ala.)		
^ - (Huntsville, Ala.)		
% - Las Vegas Showdown (Las Vegas, Nev.)		
@ - SEC Tournament (Atlanta, Ga.)		

2004-05
Record: 14-17, 4-12 SEC

COACH: Jeff Lebo

CAPTAINS: Nathan Watson, Ian Young, Quinlen Brown

	AU	Opp
Nov. 19 at Temple	80	78
Nov. 22 vs. Furman	85	74
Nov. 24 vs. Nicholls State	92	78
Nov. 27 vs. Louisiana Tech	79	67
Nov. 30 vs. Colorado State (OT)	79	76
Dec. 3 vs. Virginia (NR,24) #	87	89
Dec. 5 vs. Wofford	78	85
Dec. 7 at College of Charleston	76	61
Dec. 12 vs. UNLV (OT)	87	91
Dec. 20 vs. Delaware ^	74	46
Dec. 21 vs. Middle Tennessee State ^	79	74
Dec. 22 vs. Toledo ^	65	68
Dec. 30 vs. Belmont	73	69
Jan. 5 at Mississippi State (NR,18)	53	90
Jan. 12 vs. Florida (OT)	78	84
Jan. 15 vs. Ole Miss	72	79
Jan. 22 at Arkansas	59	95
Jan. 26 vs. Alabama (NR,14)	55	60
Jan. 29 vs. Tennessee	62	59
Feb. 2 at Ole Miss	55	70
Feb. 5 vs. Mississippi State	90	76
Feb. 9 at LSU	69	90
Feb. 12 at South Carolina	74	71
Feb. 16 vs. Vanderbilt	43	67
Feb. 19 at Georgia	45	57
Feb. 23 at Kentucky (NR,5)	73	81
Feb. 26 vs. LSU	64	77
Mar. 2 at Alabama (NR,19)	53	94
Mar. 5 vs. Arkansas	77	64
Mar. 10 vs. Vanderbilt %	77	73
Mar. 11 vs. LSU %	58	89

- (Richmond, Va.)
^ - San Juan Shootout (Carolina, P.R.)
% - SEC Tournament (Atlanta, Ga.)

2005-06
Record: 12-16, 4-12 SEC

COACH: Jeff Lebo

CAPTAINS: Ronny LeMelle, Frank Tolbert

	AU	Opp
Nov. 20 vs. Lipscomb	69	54
Nov. 25 vs. Gardner-Webb	70	43
Nov. 28 at Colorado State	67	77
Dec. 1 vs. McNeese State	91	76
Dec. 4 at Pittsburgh	41	78
Dec. 14 vs. Southeastern Louisiana	66	51
Dec. 18 vs. Temple	73	42
Dec. 22 at Texas A&M	67	72
Dec. 29 vs. Winthrop	64	62
Dec. 31 vs. Jacksonville State	87	83
Jan. 4 vs. Southern Miss	80	57
Jan. 7 at Vanderbilt	50	74
Jan. 11 vs. Alabama	52	56
Jan. 14 at Florida (NR,2)	57	69
Jan. 21 vs. Arkansas	52	68
Jan. 24 vs. Kentucky	62	71
Jan. 28 vs. Georgia	66	65
Feb. 1 at LSU (NR,24)	69	84
Feb. 4 at Mississippi State	53	71
Feb. 8 vs. Ole Miss	58	50
Feb. 11 at Arkansas	64	84
Feb. 15 at Tennessee (NR,8)	89	105
Feb. 18 vs. LSU (NR,25)	61	65
Feb. 22 vs. Mississippi State	75	71
Feb. 25 at Ole Miss	58	54
Mar. 1 at Alabama	61	71
Mar. 4 vs. South Carolina	63	67
Mar. 9 vs. Vanderbilt #	71	76

- SEC Tournament (Nashville, Tenn.)

2006-07
Record: 17-15, 7-9 SEC

COACH: Jeff Lebo

CAPTAINS: Quantez Robertson, Korvotney Barber, Rasheem Barrett

	AU	Opp
Nov. 10 vs. Troy	71	68
Nov. 17 vs. Winston-Salem State	95	62
Nov. 19 vs. East Tennessee State #	64	58
Nov. 21 vs. Miles College #	79	58
Nov. 24 vs. Oklahoma State ^	65	66
Nov. 25 vs. Wisconsin (NR,7) ^	63	77
Nov. 28 vs. Nicholls State (OT)	92	87
Nov. 30 vs. Louisiana-Monroe	81	60
Dec. 3 vs. Pittsburgh (NR,2)	66	74
Dec. 6 vs. South Alabama	82	71
Dec. 16 vs. Wofford	86	76
Dec. 19 vs. Tennessee State	86	59
Dec. 22 vs. Texas A&M (NR,13)	58	87
Dec. 30 vs. Charleston Southern	69	53
Jan. 2 at Southern Miss	54	56
Jan. 6 vs. Vanderbilt	68	65
Jan. 8 at Kentucky	57	84
Jan. 13 at LSU (NR,13)	63	65
Jan. 17 vs. Tennessee (NR,22)	83	80
Jan. 20 at Mississippi State	76	87
Jan. 23 vs. Alabama (NR,12)	81	57
Jan. 27 vs. Florida (NR,1)	66	91
Jan. 31 at South Carolina	80	75
Feb. 3 vs. Ole Miss	59	82
Feb. 7 at Arkansas	57	65
Feb. 10 vs. Mississippi State	83	91
Feb. 17 at Georgia	79	86
Feb. 21 vs. Arkansas	67	59
Feb. 24 at Alabama (NR,25)	86	77
Feb. 28 vs. LSU	80	68
Mar. 3 at Ole Miss	79	83
Mar. 8 vs. Georgia %	65	80

- South Padre Invitational (Auburn, Ala.)
^ - South Padre Invitational (South Padre Island, Texas)
% - SEC Tournament (Atlanta, Ga.)

2007-08
Record: 14-16, 4-12 SEC

COACH: Jeff Lebo

CAPTAINS: Quantez Robertson, Korvotney Barber

	AU	Opp
Nov. 9 at Tulane	62	77
Nov. 13 vs. Kennesaw State	74	62
Nov. 16 at Alabama State	63	60
Nov. 19 at Charleston Southern #	89	59
Dec. 2 vs. George Washington ^	74	70
Dec. 5 vs. West Virginia %	59	88
Dec. 15 vs. Southern @	71	63
Dec. 19 vs. Mercer	68	59
Dec. 22 vs. Alabama A&M	67	56
Dec. 29 vs. Towson	79	59
Jan. 2 vs. Texas A&M-Corpus Christi	76	58
Jan. 6 vs. Xavier	57	80
Jan. 10 vs. Arkansas	70	76
Jan. 12 at Florida	56	72
Jan. 16 at LSU	74	67
Jan. 19 vs. Ole Miss (NR,15)	80	77
Jan. 22 vs. Presbyterian	78	65
Jan. 26 at Alabama	77	97
Jan. 30 vs. LSU	80	81
Feb. 2 at Vanderbilt (NR,18)	71	78
Feb. 6 vs. Kentucky	63	66
Feb. 9 vs. Mississippi State	64	83
Feb. 16 at Ole Miss	90	78
Feb. 20 at Tennessee (NR,2)	70	89
Feb. 24 vs. Alabama	88	76
Feb. 27 at Mississippi State	78	89
Mar. 1 vs. South Carolina	63	69
Mar. 5 vs. Georgia	54	59
Mar. 8 at Arkansas	64	77
Mar. 13 vs. Vanderbilt (NR,17) !	82	93

- (North Charleston, S.C.)
^ - BB&T Classic (Washington, D.C.)
% - Big East/SEC Invitational (BJCC/Birmingham, Ala.)
@ - Coors Classic (Mobile, Ala.)
! - SEC Tournament (Atlanta, Ga.)

2008-09
Record: 24-12, 10-6 SEC

COACH: Jeff Lebo

CAPTAINS: Quantez Robertson, Korvotney Barber

	AU	Opp
Nov. 14 vs. Missouri State	75	60
Nov. 19 vs. Mercer #	74	78
Nov. 22 vs. George Washington	83	71
Nov. 25 vs. Bethune-Cookman #	61	46
Nov. 28 vs. Dayton (OT) ^	59	60
Nov. 29 vs. Northern Iowa ^	61	67
Dec. 3 at Xavier	74	81
Dec. 6 vs. Louisiana-Monroe	78	55
Dec. 17 vs. Tuskegee	75	32
Dec. 20 at Virginia	58	56
Dec. 22 vs. Alabama State	77	72
Dec. 29 vs. Alabama A&M	82	40
Dec. 31 vs. Southeastern Louisiana	77	65
Jan. 3 vs. Tulane	78	53
Jan. 10 at South Carolina	56	68
Jan. 14 vs. Florida	65	68
Jan. 17 vs. Alabama	85	71
Jan. 21 at Kentucky	64	73
Jan. 24 at Arkansas	73	51
Jan. 27 vs. Texas-Pan American	66	63
Jan. 31 vs. Vanderbilt	75	82
Feb. 4 at Ole Miss	59	78
Feb. 7 vs. Tennessee	78	77
Feb. 11 vs. Arkansas	75	62
Feb. 14 vs. Mississippi State	91	76
Feb. 18 at Georgia	71	59
Feb. 21 at LSU (NR,23)	72	79
Feb. 25 vs. Ole Miss	77	64
Feb. 28 at Mississippi State	76	58
Mar. 3 at Alabama	77	73
Mar. 7 vs. LSU (NR,11)	69	53
Mar. 13 vs. Florida %	61	58
Mar. 14 vs. Tennessee %	85	94
Mar. 18 vs. UT Martin @	87	82
Mar. 20 vs. Tulsa !	74	55
Mar. 24 vs. Baylor \$	72	74

- Chicago Invitational (Auburn, Ala.)
^ - Chicago Invitational (Hoffman Estates, Ill.)
% - SEC Tournament (Tampa, Fla.)
@ - NIT First Round (Auburn, Ala.)
! - NIT Second Round (Auburn, Ala.)
\$ - NIT Quarterfinals (Auburn, Ala.)

2009-10
Record: 15-17, 6-10 SEC

COACH: Jeff Lebo

CAPTAINS: Lucas Hargrove, Frankie Sullivan

	AU	Opp
Nov. 13 Niagara	69	65
Nov. 16 Missouri State	62	73
Nov. 20 Central Florida #	74	84
Nov. 21 IUPUI #	80	65
Nov. 22 North Carolina State #	58	60
Nov. 25 High Point	75	54
Dec. 1 Alabama A&M	87	52
Dec. 4 Troy	77	81
Dec. 7 Virginia	68	67
Dec. 17 Florida State	72	76
Dec. 20 Sam Houston State	89	107
Dec. 22 Alabama State	94	78
Dec. 29 Charleston Southern	77	62
Jan. 2 Georgia Southern	95	75
Jan. 5 West Georgia	96	72
Jan. 9 South Carolina	71	80
Jan. 14 Tennessee (NR,9)	55	81
Jan. 16 Kentucky (NR,2)	67	72
Jan. 20 LSU	84	80

Jan. 23	Vanderbilt	74	82
Jan. 28	Ole Miss (NR,18)	74	84
Jan. 30	Alabama	58	57
Feb. 6	Arkansas (OT)	79	82
Feb. 10	Georgia	82	63
Feb. 13	Mississippi State (OT)	75	85
Feb. 18	Florida	70	78
Feb. 20	Arkansas	92	83
Feb. 24	Ole Miss	75	85
Feb. 27	LSU	74	59
Mar. 3	Mississippi State	89	80
Mar. 6	Alabama	61	73
Mar. 11	Florida ^	69	78

- Glenn Wilkes Classic (Daytona Beach, Fla.)
 ^ - SEC Tournament (Nashville, Tenn.)

2010-11
Record: 11-20, 4-12 SEC
 COACH: Tony Barbee
 CAPTAINS: Josh Wallace, Earnest Ross

		AU	Opp
Nov. 12	vs. UNC Asheville (OT)	69	70
Nov. 19	vs. Samford	68	79
Nov. 20	vs. Campbell	54	61
Nov. 21	vs. Middle Tennessee	68	66
Nov. 27	vs. Jacksonville	55	69
Nov. 30	vs. Georgia Southwestern	78	50
Dec. 5	vs. Arkansas-Pine Bluff	76	72
Dec. 11	vs. Rutgers #	54	63
Dec. 15	at South Florida	49	61
Dec. 18	vs. Presbyterian	59	62
Dec. 21	vs. USC Upstate	68	54
Dec. 29	vs. Georgia Southern (OT)	88	84
Dec. 31	vs. Grambling State	63	45
Jan. 3	vs. Florida State	65	60
Jan. 8	vs. LSU	55	62
Jan. 11	at Kentucky (NR,13)	54	78
Jan. 16	at Mississippi State	66	85
Jan. 20	vs. Florida	40	45
Jan. 22	vs. Alabama	58	68
Jan. 25	at Arkansas	64	73
Jan. 29	at South Carolina	79	64
Feb. 3	vs. Tennessee	56	69
Feb. 5	at Georgia (OT)	72	81
Feb. 12	vs. Mississippi State	65	62
Feb. 16	at Ole Miss	59	90
Feb. 19	vs. Vanderbilt (NR,18)	60	77
Feb. 23	at Alabama	49	51
Feb. 26	vs. Arkansas	55	57
Mar. 2	vs. Ole Miss	76	73
Mar. 5	at LSU	60	51
Mar. 10	vs. Georgia ^	51	69

- SEC-Big East Invitational (Pittsburgh, Pa.)
 ^ - SEC Tournament (Atlanta, Ga.)

2011-12
Record: 15-16, 5-11 SEC
 COACH: Tony Barbee
 CAPTAINS: Kenny Gabriel, Frankie Sullivan

		AU	Opp
Nov. 11	vs. McNeese State	84	62
Nov. 14	vs. Kennesaw State	68	55
Nov. 25	vs. Nicholls State	78	57
Nov. 28	vs. Arkansas-Pine Bluff	72	59
Dec. 2	vs. Seton Hall #	59	81
Dec. 14	vs. South Florida	52	40
Dec. 17	vs. North Florida	84	71
Dec. 19	vs. Florida A&M	76	69
Dec. 22	vs. Hawai'i ^	65	62
Dec. 23	vs. Long Beach State ^	43	64
Dec. 25	vs. UTEP ^	76	83
Dec. 30	vs. Georgia Southern	78	75
Jan. 2	vs. Bethune-Cookman	67	41
Jan. 4	at Florida State	56	85
Jan. 7	at Vanderbilt	35	65
Jan. 11	vs. Kentucky (NR,2)	53	68
Jan. 14	vs. Ole Miss (2OT)	69	68
Jan. 17	at LSU (OT)	58	65

Jan. 21	vs. South Carolina	63	52
Jan. 25	at Arkansas	53	56
Jan. 28	at Tennessee	49	64
Feb. 1	vs. Georgia	59	51
Feb. 4	at Mississippi State (NR,19)	88	91
Feb. 7	vs. Alabama	50	68
Feb. 11	at Ole Miss	54	61
Feb. 18	vs. Mississippi State (NR,23)	65	55
Feb. 21	at Florida (NR,11)	47	63
Feb. 25	vs. Arkansas	71	77
Feb. 29	at Alabama	49	55
Mar. 3	vs. LSU	67	52
Mar. 8	vs. Ole Miss %	54	68

- Big East/SEC Challenge (Newark, N.J.)
 ^ - Hawaiian Airlines Diamond Head Classic (Honolulu, Hawaii)
 % - SEC Tournament (New Orleans, La.)

2012-13
Record: 9-23, 3-15 SEC
 COACH: Tony Barbee

		AU	Opp
Nov. 9	vs. IPFW	61	50
Nov. 15	vs. Murray State #	59	79
Nov. 16	at College of Charleston #	55	51
Nov. 18	vs. Dayton #	63	73
Nov. 21	at Boston College	49	50
Nov. 25	vs. Rhode Island (2OT)	72	78
Nov. 30	vs. DePaul ^	76	80
Dec. 11	vs. Grambling State	92	42
Dec. 15	vs. Furman	64	50
Dec. 18	vs. Tennessee Tech	81	62
Dec. 22	vs. Winthrop	67	74
Dec. 29	vs. Illinois (NR,12) %	79	81
Jan. 2	vs. Florida State	78	72
Jan. 9	vs. LSU	68	63
Jan. 12	at South Carolina	74	71
Jan. 16	at Arkansas (2OT)	80	88
Jan. 19	vs. Kentucky	73	75
Jan. 23	at Vanderbilt	61	73
Jan. 26	vs. Ole Miss (NR,23)	61	63
Jan. 30	at Georgia	49	57
Feb. 2	at Missouri (NR,17)	77	91
Feb. 6	vs. Alabama	49	37
Feb. 9	at Kentucky	62	72
Feb. 13	vs. Arkansas	75	83
Feb. 16	vs. Florida (NR,7)	52	83
Feb. 20	vs. Texas A&M	56	65
Feb. 23	at Ole Miss	55	88
Feb. 26	at Alabama	43	61
Mar. 2	vs. Vanderbilt	55	62
Mar. 6	vs. Tennessee	75	82
Mar. 9	at Mississippi State (OT)	71	74
Mar. 13	vs. Texas A&M @	62	71

- Charleston Classic (Charleston, S.C.)
 ^ - SEC/Big East Challenge (Auburn, Ala.)
 % - United Center (Chicago, Ill.)
 @ - SEC Tournament (Nashville, Tenn.)

2013-14
Record: 14-16, 6-12 SEC
 COACH: Tony Barbee
 CAPTAINS: Allen Payne, KT Harrell

		AU	Opp
Nov. 8	vs. Nicholls	76	54
Nov. 15	vs. Northwestern State	92	111
Nov. 19	vs. Jacksonville State	78	54
Nov. 23	vs. Murray State	75	67
Nov. 26	vs. Tennessee State	78	73
Dec. 2	at Iowa State (NR,17) #	70	99
Dec. 8	vs. Illinois ^	62	81
Dec. 19	vs. Clemson	66	64
Dec. 22	vs. Boston College	77	67
Dec. 30	vs. Arkansas-Pine Bluff	91	59
Jan. 4	vs. Florida A&M	81	50
Jan. 9	at Ole Miss	62	65
Jan. 11	vs. Missouri (NR,21)	68	70
Jan. 15	at Tennessee	67	78

Jan. 18	vs. Florida (NR,7)	61	68
Jan. 22	at Mississippi State	74	82
Jan. 25	at Arkansas	67	86
Jan. 30	vs. Alabama	74	55
Feb. 1	vs. Georgia	74	67
Feb. 5	at South Carolina	79	74
Feb. 8	at LSU	80	87
Feb. 12	vs. Kentucky (NR,13)	56	64
Feb. 15	vs. Mississippi State	92	82
Feb. 19	at Florida (NR,2)	66	71
Feb. 22	vs. Vanderbilt	59	67
Feb. 26	vs. South Carolina	83	67
Mar. 1	at Alabama	57	73
Mar. 5	vs. Tennessee	54	82
Mar. 8	at Texas A&M	69	64
Mar. 12	vs. South Carolina %	56	74

- Big 12/SEC Challenge (Ames, Iowa)
 ^ - (Atlanta, Ga.)
 % - SEC Tournament (Atlanta, Ga.)

2014-15
Record: 15-20, 4-14 SEC
 COACH: Bruce Pearl
 CAPTAIN: KT Harrell

		AU	Opp
Nov. 14	vs. Milwaukee	83	73
Nov. 17	at Colorado #	59	90
Nov. 21	vs. Louisiana	105	80
Nov. 24	vs. Tulsa ^	35	53
Nov. 26	vs. Oregon State ^	71	69
Dec. 3	at Texas Tech %	44	46
Dec. 5	vs. Coastal Carolina	54	58
Dec. 14	at Clemson	61	72
Dec. 17	vs. Winthrop	80	62
Dec. 20	vs. Xavier (2OT)	89	88
Dec. 23	vs. Texas Southern	61	60
Dec. 29	vs. Middle Tennessee	64	48
Jan. 3	vs. North Alabama	82	61
Jan. 6	at Vanderbilt	52	64
Jan. 10	vs. Missouri	85	79
Jan. 15	at Florida	55	75
Jan. 17	vs. South Carolina	71	68
Jan. 21	vs. Mississippi State	71	78
Jan. 24	at Alabama	55	57
Jan. 27	vs. Texas A&M	61	71
Jan. 31	at Tennessee	63	71
Feb. 5	at LSU	81	77
Feb. 7	vs. Ole Miss	79	86
Feb. 10	vs. Arkansas (NR,23)	87	101
Feb. 14	at Georgia	69	68
Feb. 17	vs. Alabama	68	79
Feb. 21	at Kentucky (NR, 1)	75	110
Feb. 24	vs. LSU	61	84
Feb. 28	at Texas A&M	55	80
Mar. 3	at Missouri	61	63
Mar. 7	vs. Georgia	61	64
Mar. 11	vs. Mississippi State @	74	68
Mar. 12	vs. Texas A&M @	66	59
Mar. 13	vs. LSU (OT) @	73	70
Mar. 14	vs. Kentucky (NR,1) @	67	91

- ESPN College Hoops Tip-Off Marathon (Boulder, Colo.)
 ^ - MGM Grand Main Event (Las Vegas, Nev.)
 % - SEC/Big 12 Challenge (Lubbock, Texas)
 @ - SEC Tournament (Nashville, Tenn.)

2015-16
Record: 11-20, 5-13 SEC
 COACH: Bruce Pearl

		AU	Opp
Nov. 13	vs. UAB	75	74
Nov. 17	vs. Colorado #	84	91
Nov. 20	vs. Georgia Southern	92	62
Nov. 27	vs. Northwestern State	119	81
Dec. 2	at Coastal Carolina	81	78
Dec. 12	at Middle Tennessee (OT) ^	81	88
Dec. 15	vs. Mercer	78	71
Dec. 19	at Xavier (NR,10)	61	85

Dec. 22	vs. New Mexico %	83	78
Dec. 23	vs. Harvard %	51	69
Dec. 25	at Hawai'i %	67	79
Jan. 2	vs. Tennessee	83	77
Jan. 5	vs. South Carolina (NR,20)	69	81
Jan. 9	at Missouri	61	76
Jan. 12	at Vanderbilt	57	75
Jan. 16	vs. Kentucky (NR,13)	75	70
Jan. 19	vs. Alabama	83	77
Jan. 23	at Florida	63	95
Jan. 27	at Ole Miss	63	80
Jan. 30	vs. Oklahoma State @	63	74
Feb. 2	vs. LSU	68	80
Feb. 6	at Georgia	55	65
Feb. 9	at Tennessee	45	71
Feb. 13	vs. Vanderbilt	57	86
Feb. 17	at Arkansas	90	86
Feb. 20	vs. Ole Miss	59	69
Feb. 24	vs. Georgia	84	81
Feb. 27	at Alabama	57	65
Mar. 1	vs. Texas A&M (NR,18)	63	81
Mar. 5	at Mississippi State	66	79
Mar. 9	vs. Tennessee !	59	97

- ESPN College Hoops Tip-Off Marathon (Auburn, Ala.)

^ - MTSU home game (Nashville, Tenn.)

% - Diamond Head Classic (Honolulu, Hawai'i)

@ - Big 12/SEC Challenge (Auburn, Ala.)

! - SEC Tournament (Nashville, Tenn.)

2016-17
Record: 14-18, 7-11 SEC
COACH: Bruce Pearl

		AU	Opp
Nov. 11	vs. North Florida	83	66
Nov. 14	vs. Georgia State #	83	65
Nov. 17	vs. Eastern Kentucky #	85	64
Nov. 22	vs. Texas Tech ^	67	65
Nov. 23	vs. Purdue (NR,17) ^	71	96
Nov. 29	vs. USC Upstate	90	83
Dec. 3	at UAB	74	70
Dec. 12	vs. Boston College %	71	72
Dec. 15	vs. Coastal Carolina	117	72
Dec. 18	vs. Mercer	76	74
Dec. 21	vs. Oklahoma @	74	70
Dec. 23	at UConn (OT)	70	67
Dec. 29	vs. Georgia	84	96
Jan. 4	at Vanderbilt	61	80
Jan. 7	vs. Ole Miss	85	88
Jan. 10	at Missouri	77	72
Jan. 14	at Kentucky (NR, 6)	72	92
Jan. 18	vs. LSU	78	74
Jan. 21	vs. Alabama	84	64
Jan. 24	at South Carolina (NR,23)	69	98
Jan. 28	at TCU !	88	80
Jan. 31	vs. Tennessee	77	87
Feb. 4	at Alabama	82	77
Feb. 7	vs. Mississippi State	98	92
Feb. 11	at Ole Miss	84	90
Feb. 14	vs. Florida (NR,13)	95	114
Feb. 18	at Texas A&M	62	81
Feb. 21	at LSU	98	75
Feb. 25	vs. Arkansas	68	79
Mar. 1	at Georgia	78	79
Mar. 4	vs. Missouri	89	78
Mar. 8	vs. Missouri (OT) §	83	86

- Cancun Challenge (Auburn, Ala.)

^ - Cancun Challenge (Cancun, Mexico)

% - Under Armour Reunion (New York, N.Y.)

@ - Hall of Fame's Birthday of Basketball (Uncasville, Conn.)

! - SEC/Big 12 Challenge (Fort Worth, Texas)

§ - SEC Tournament (Nashville, Tenn.)

2017-18
Record: 26-8, 13-5 SEC

COACH: Bruce Pearl

SEC CHAMPIONS

		AU	Opp
Nov. 10	vs. Norfolk State	102	74
Nov. 16	vs. Indiana State #	83	64
Nov. 17	vs. Temple #	74	88
Nov. 19	vs. Hofstra #	89	78
Nov. 24	vs. Winthrop	119	85
Nov. 29	at Dayton	73	60
Dec. 3	vs. George Mason	79	63
Dec. 6	vs. Gardner-Webb	80	55
Dec. 9	vs. UAB	85	80
Dec. 16	vs. Middle Tennessee ^	76	70
Dec. 19	at Murray State	81	77
Dec. 23	vs. Connecticut	89	64
Dec. 30	vs. Cornell	98	77
Jan. 2	at Tennessee (NR,23)	94	84
Jan. 6	vs. Arkansas (NR,22)	88	77
Jan. 9	vs. Ole Miss (22,NR)	85	70
Jan. 13	at Mississippi State (22,NR)	76	68
Jan. 17	at Alabama (17,NR)	71	76
Jan. 20	vs. Georgia (17,NR)	79	65
Jan. 24	at Missouri (17,NR)	91	73
Jan. 27	vs. LSU (17,NR)	95	70
Jan. 30	at Ole Miss (11,NR)	79	70
Feb. 3	vs. Vanderbilt (11,NR)	93	81
Feb. 7	vs. Texas A&M (8,NR)	80	81
Feb. 10	at Georgia (8,NR)	78	61
Feb. 14	vs. Kentucky (10,NR)	76	66
Feb. 17	at South Carolina (10,NR)	75	84
Feb. 21	vs. Alabama (12,NR)	90	71
Feb. 24	at Florida (12,NR)	66	72
Feb. 27	at Arkansas (14,NR)	82	91
Mar. 3	vs. South Carolina (14,NR)	79	70
Mar. 9	vs. Alabama % (16,NR)	63	81
Mar. 16	vs. Charleston @ (19,NR)	62	58
Mar. 18	vs. Clemson @ (19,20)	53	84

- Charleston Classic (Charleston, S.C.)

^ - (BJCC/Birmingham, Ala.)

% - SEC Tournament (St. Louis, Mo.)

@ - NCAA First/Second Rounds (San Diego, Calif.)

2018 FINAL RANKINGS
ASSOCIATED PRESS & USA TODAY

1. Virginia	1. Villanova
2. Villanova	2. Michigan
3. Xavier	3. Kansas
4. Kansas	4. Duke
5. Michigan State	5. Virginia
6. Cincinnati	6. Texas Tech
7. Michigan	7. Loyola (Ill.)
8. Gonzaga	8. Xavier
9. Duke	9. Purdue
10. North Carolina	10. Gonzaga
19. Auburn	23. Auburn

Numbers in parenthesis correspond to Auburn's national ranking first and opponent's national ranking heading into the game beginning with the 1950-51 season.

RECORD VS. ALL OPPONENTS

	Won	Lost	First Game	Last Game		Won	Lost	First Game	Last Game		Won	Lost	First Game	Last Game
Air Force	1	1	1981	2003	Eckerd	1	0	1981	1981	Memphis	1	0	1953	1953
Alabama	62	96	1924	2018	Fairleigh Dickinson	1	0	1977	1977	Mercer	17	16	1906	2016
Alabama A&M	3	0	2007	2009	Florida	87	79	1927	2018	Miami (Fla.)	1	1	1967	2001
Alabama State	5	0	1990	2009	Florida A&M	8	0	1994	2014	Michigan	0	1	1993	1993
Alaska-Anchorage	0	1	1990	1990	Florida Atlantic	1	0	1993	1993	Michigan State	0	1	1990	1990
Albany YMCA	0	1	1925	1925	Florida International	2	0	1983	2001	Middle Tennessee	4	0	2004	2017
Appalachian State	1	0	1977	1977	Florida State	23	8	1959	2013	Miles College	1	0	2006	2006
Arizona	1	0	1986	1986	Fordham	1	0	1993	1993	Miwaukeee	1	0	2014	2014
Arkansas	18	34	1968	2018	Furman	4	1	1923	2012	Mississippi	75	60	1928	2018
Arkansas-Little Rock	1	0	1996	1996	Gardner-Webb	2	0	2005	2017	Mississippi College	1	1	1939	1982
Arkansas-Pine Bluff	5	0	1996	2013	Georgetown (Ky.)	1	0	1928	1928	Mississippi State	76	69	1915	2018
Arkansas State	0	1	1980	1980	George Mason	1	0	2017	2017	Missouri	4	5	2013	2018
Armstrong State	3	0	1981	1987	George Washington	2	1	1980	2008	Missouri State	1	1	2008	2009
Athens College	2	0	1964	1972	Georgia	93	94	1908	2018	Mobile YMCA	1	1	1915	1926
Atlanta Ath. Club	1	13	1906	1924	Georgia Southern	7	0	1965	2015	Montana	1	0	2003	2003
Augusta Ath. Assn.	1	0	1909	1909	Georgia Southwestern	1	0	2010	2010	Montgomery YMCA	14	3	1906	1928
Augusta College	1	0	1987	1987	Georgia State	6	1	1989	2016	Mount St. Mary's	1	0	1989	1989
Austin Peay	4	0	1980	1987	Georgia Tech	53	61	1906	1988	Murray State	4	1	1996	2017
Ball State	1	1	1993	1994	Grambling	5	0	1988	2012	Nashville Ath. Club	1	0	1911	1911
Baylor	2	4	1949	2009	Gunter Field	1	1	1945	1945	Navy	5	1	1960	1998
Belmont	2	0	1999	2004	Harvard	0	1	2015	2015	Nehi Reds	1	0	1939	1939
Bessemer Ath. Club	4	4	1908	1914	Hawai'i	2	1	1998	2015	Newberry	1	0	1922	1922
Bethune-Cookman	3	0	1998	2012	Hawai'i-Hilo	1	0	1996	1996	New Mexico	1	0	2015	2015
Birmingham Ath. Club*	11	17	1906	1929	High Point	2	0	2001	2009	New Orleans	1	0	2003	2003
Birmingham College	2	0	1918	1918	Houston	1	6	1962	1983	Niagara	1	0	2009	2009
Birmingham High School	2	2	1910	1913	Hofstra	1	0	2017	2017	Nicholls (State)	5	1	1993	2013
Birmingham YMCA	0	2	1910	1911	Huntingdon	1	0	1961	1961	Norfolk State	2	0	1995	2017
Boston College	2	2	1986	2016	Illinois	0	3	1988	2013	N. Alabama (Florence St)	4	0	1959	2015
Bradley	2	0	1988	1999	Illinois Wesleyan	1	0	1948	1948	North Carolina	0	4	1922	1985
Brigham Young	1	0	1998	1998	Indiana	0	1	1987	1987	North Carolina State	3	5	1926	2009
Buffalo	1	0	1970	1970	Indiana State	1	0	2017	2017	No. Carolina-Asheville	2	1	1998	2010
Butler	2	0	1975	1976	IPFW	1	0	2012	2012	No. Carolina-Wilmington	1	1	1992	1993
Campbell	0	1	2010	2010	IUPUI	1	0	2009	2009	North Florida	2	0	2011	2016
Camp Benning	6	4	1919	1936	Iona	1	1	1978	1979	North Texas	1	0	2003	2003
Cal State-Chico	1	0	1982	1982	Iowa State	1	2	1987	2013	Northern Iowa	0	1	2008	2008
Cal State-Fullerton	1	0	1983	1983	Jackson State	1	0	1989	1989	Northwestern State	1	1	2013	2015
Centenary	1	0	1992	1992	Jacksonville	3	2	1966	2010	Oglethorpe	4	0	1937	1948
Central Florida	4	1	1986	2009	Jacksonville Navy	0	2	1945	1945	Ohio University	1	0	1991	1991
Centre College	0	1	1921	1921	Jacksonville State	13	0	1955	2013	Ohio State	0	1	1999	1999
Charleston Southern	3	0	2006	2009	James Madison	2	1	1992	1995	Oklahoma	2	1	1979	2016
Charlotte YMCA	0	1	1920	1920	Kansas	1	0	1985	1985	Oklahoma City	0	2	1956	1968
The Citadel	1	1	1967	1968	Kansas State	0	1	1994	1994	Oklahoma State	2	2	1978	2016
Clemson	15	13	1920	2015	Kennesaw State	2	0	2007	2011	Old Dominion	2	1	1971	1993
Coastal Carolina	3	1	1995	2016	Kentucky	19	92	1921	2018	Oral Roberts	1	1	1978	1979
College of Charleston	4	0	2003	2018	Kentucky Wesleyan	1	0	1986	1986	Oregon	1	0	2000	2000
Colorado	0	3	1996	2015	LaGrange YMCA	0	1	1929	1929	Oregon State	1	0	2014	2014
Colorado State	2	2	1949	2005	Lamar	1	0	1974	1974	Paratrooper Infantry 507	0	1	1943	1943
Columbia	2	0	1966	1981	Lanett Athletic Club	1	0	1935	1935	Pennsylvania	1	0	1999	1999
Columbus College	2	0	1984	1985	Lanett Mill	2	0	1939	1939	Pepperdine	1	1	1997	1999
Columbus YMCA	3	12	1906	1924	La Salle	1	0	1995	1995	Pittsburgh	0	2	2005	2006
Connecticut	2	1	1990	2017	Liberty	1	0	1995	1995	Presbyterian	1	1	2008	2010
Coppin State	1	0	1999	1999	Lincoln Memorial	1	0	1992	1992	Providence	1	0	2000	2000
Cornell	1	0	2017	2017	Lipscomb	1	0	2005	2005	Puerto Rico-Mayaguez	2	0	1999	2002
Creighton	1	1	1977	2000	Long Beach State	1	1	1979	2011	Purdue	1	2	1985	2016
Cumberland	0	1	1913	1913	Louisiana College	1	0	1992	1992	Radford	1	0	1985	1985
Dartmouth	1	0	1970	1970	Louisiana-Lafayette	6	3	1962	2014	Rhode Island	0	1	2012	2012
Davidson	1	0	1952	1952	Louisiana-Monroe	3	0	1995	2008	Puerto Rico-Mayaguez	2	0	1999	2002
Dayton	1	4	1966	2017	LSU	69	85	1912	2018	Purdue	1	1	1985	2001
Delaware	2	0	1985	2004	Louisiana Tech	5	2	1967	2004	Radford	1	0	1985	1985
Denver	1	0	2002	2002	Louisville	1	1	1986	1995	Rhode Island	0	1	2012	2012
DePaul	0	1	2012	2012	Loyola (New Orleans)	1	0	1964	1964	Rice	3	1	1956	1966
Detroit	1	0	2000	2000	Lynn University	1	0	1994	1994	Richmond	2	1	1977	1984
Duke	0	3	1964	1982	Marion	3	1	1913	1917	Robert Morris	1	0	2000	2000
Duquesne	2	0	1990	1991	Marquette	0	2	1995	1998	Rutgers	4	2	1968	2010
East Tennessee State	1	0	2006	2006	Marshall	1	0	2001	2001	St. Bonaventure	0	1	1968	1968
Eastern Illinois	1	0	1973	1973	Maryland Eastern Shore	1	0	2003	2003	St. John's	1	0	1986	1986
Eastern Kentucky	4	1	1956	2016	Maxwell Field	4	4	1945	1952	St. Joseph's (Pa.)	2	0	1957	2003
					McNeese State	3	0	2001	2011	St. Louis	1	0	1970	1970

#WAREAGLE • #UNFINISHEDBUSINESS

AUBURN MEN'S BASKETBALL

	Won	Lost	First Game	Last Game
Samford	22	2	1926	2010
Sam Houston State	0	1	2009	2009
San Diego	1	0	1987	1987
San Jose State	1	0	1988	1988
Selma YMCA	1	0	1913	1913
Seton Hall	0	1	2011	2011
Sewanee	26	1	1927	1941
Slippery Rock	1	0	1992	1992
South Alabama	5	4	1973	2006
South Carolina	24	18	1930	2018
South Carolina State	1	0	2002	2002
South Florida	5	1	1975	2011
Southeastern Louisiana	4	0	1998	2008
Southern	1	0	2007	2007
Southern Cal	0	2	1973	1978
Southern College (Fla.)	2	0	1928	1929
Southern Illinois	1	0	1978	1978
So. Ill.-Edwardsville	1	0	1992	1992
Southern Methodist	0	4	1949	1976
Southern Mississippi	14	2	1964	2007
Spring Hill	7	1	1921	1963
Stanford	0	1	1999	1999
Stetson	3	1	1982	1986
Stony Brook	1	0	1999	1999
Syracuse	0	1	2003	2003
Talladega Ath. Club	0	1	1916	1916
Temple	2	3	1978	2017
Tennessee	39	78	1927	2018
Tennessee-Chattanooga	2	2	1927	1992
Tennessee-Martin	2	0	1988	2009
Tennessee State	2	0	2006	2013
Tennessee Tech	4	1	1981	2012
Texas	1	1	1911	1956
Texas A&M	4	10	1962	2018
Texas A&M-Corpus Christi	1	0	2008	2008
Texas Christian	3	1	1958	2017
Texas-Pan American	1	0	2009	2009
Texas Southern	3	0	1989	2014
Texas Tech	2	2	1963	2016
Texas Wesleyan	1	0	1980	1980
Toledo	0	2	2000	2004
Towson	2	0	1981	2007
Troy State	10	1	1949	2009
Tulane	33	25	1906	2009
Tulsa	2	1	1976	2014
Tuskegee	1	0	2008	2008
UAB	10	10	1983	2017
USC-Upstate	2	0	2010	2016
UNLV	1	4	1986	2004
Utah	1	0	1983	1983
UTEP	0	3	1974	2011
Vanderbilt	52	89	1921	2018
Villanova	2	2	1984	1991
Virginia	4	3	1920	2009
Virginia Commonwealth	4	1	1975	1989
Virginia Military	0	2	1920	1926
Virginia Tech	6	2	1920	1999

	Won	Lost	First Game	Last Game
Wake Forest	4	3	1908	2003
Washington (St. Louis)	0	1	1948	1948
Washington & Lee	1	1	1920	1955
Weber State	1	0	1997	1997
W. Alabama (Livingston)	2	0	1949	1961
West Florida	1	0	1994	1994
West Georgia	1	0	2010	2010
West Point Ath. Club	2	0	1920	1923
West Virginia	2	2	1985	2007
Western Carolina	4	0	1974	1996
Western Kentucky	1	3	1973	2003
Western Michigan	0	1	2002	2002
Wetumpka Ath. Club	3	0	1908	1914
White's Business College	1	0	1928	1928
William & Mary	0	1	1982	1982
Winston-Salem State	1	0	2006	2006
Winthrop	5	1	1996	2017
Wisconsin	0	1	2006	2006
Wofford	6	2	1923	2006
Wyoming	1	0	1959	1959
Xavier	4	5	1963	2015
Youngstown State	1	0	1984	1984

*Record does not include one tie

RECORD VS. ALL CONFERENCES

AMERICA EAST

	AU:	Won	Lost
Albany (N.Y.)		0	0
Binghamton		0	0
Hartford		0	0
Maine		0	0
Maryland-Baltimore County		0	0
UMass-Lowell		0	0
New Hampshire		0	0
Stony Brook		1	0
Vermont		0	0
TOTALS		1	0
		(1,000)	

AMERICAN ATHLETIC

	AU:	Won	Lost
Cincinnati		0	0
Connecticut		2	1
East Carolina		0	0
Houston		1	6
Memphis		1	0
Southern Methodist		0	4
South Florida		5	1
Temple		13	2
Tulane		33	25
Tulsa		2	1
UCF		4	1
Wichita State		0	0
TOTALS		61	41
		(.598)	

ATLANTIC 10

	AU:	Won	Lost
Davidson		1	0
Dayton		1	4
Duquesne		2	0
Fordham		1	0
George Mason		1	0
George Washington		2	1
La Salle		1	0
Massachusetts		0	0
Rhode Island		0	1
Richmond		2	1
St. Bonaventure		0	1
Saint Joseph's (Pa.)		2	0
St. Louis		1	0
Virginia Commonwealth		4	1
TOTALS		18	9
		(.667)	

ATLANTIC COAST

	AU:	Won	Lost
Boston College		2	2
Clemson		15	13
Duke		0	3
Florida State		23	8
Georgia Tech		53	61
Louisville		1	1
Miami (Fla.)		1	1
North Carolina		0	4
North Carolina State		3	5
Notre Dame		0	0
Pittsburgh		0	2
Syracuse		0	1
Virginia		4	3
Virginia Tech		6	2
Wake Forest		4	3
TOTALS		112	108
		(.509)	

ATLANTIC SUN

	AU:	Won	Lost
Florida Gulf Coast		0	0
Jacksonville		3	2
Kennesaw State		2	0
Lipscomb		1	0
NJIT		0	0
North Florida		2	0
Stetson		3	1
USC-Upstate		2	0
TOTALS		13	3
		(.813)	

BIG 12

	AU:	Won	Lost
Baylor		2	4
Iowa State		1	2
Kansas		1	0
Kansas State		0	1
Oklahoma		2	1
Oklahoma State		2	2
Texas		1	1
Texas Tech		2	2
TCU		3	1
West Virginia		2	2
TOTALS		16	16
		(.500)	

BIG EAST

	AU:	Won	Lost
Butler		2	0
Creighton		1	1
DePaul		0	1
Georgetown		0	0
Marquette		0	2
Providence		1	0
St. John's		1	0
Seton Hall		0	1
Villanova		2	2
Xavier		4	5
TOTALS		11	12
		(.478)	

BIG SKY

	AU:	Won	Lost
Eastern Washington		0	0
Idaho		0	0
Idaho State		0	0
Montana		1	0
Montana State		0	0
North Dakota		0	0
Northern Arizona		0	0
Northern Colorado		0	0
Portland State		0	0
Sacramento State		0	0
Southern Utah		0	0
Weber State		1	0
TOTALS		2	0
		(1,000)	

BIG SOUTH

	AU:	Won	Lost
Campbell		0	1
Charleston Southern		3	0
Gardner-Webb		2	0
High Point		2	0
Liberty		1	0
Longwood		0	0
UNC-Asheville		2	1
Presbyterian		0	1
Radford		1	0
Winthrop		5	1
TOTALS		16	4
		(.800)	

BIG TEN

	AU:	Won	Lost
Illinois		0	3
Indiana		0	1
Iowa		0	0
Maryland		0	0
Michigan		0	1
Michigan State		0	1
Minnesota		0	0
Nebraska		0	0
Northwestern		0	0
Ohio State		0	1
Penn State		0	0
Purdue		1	2
Rutgers		4	2
Wisconsin		0	1
TOTALS		5	12
		(.294)	

BIG WEST

	AU:	Won	Lost
Cal Poly		0	0
Cal State-Fullerton		1	0
Cal State-Northridge		0	0
Hawai'i		2	1
Long Beach State		1	1
UC Davis		0	0
UC Irvine		0	0
UC Riverside		0	0
UC Santa Barbara		0	0
TOTALS		4	2
		(.667)	

COLONIAL

	AU:	Won	Lost
College of Charleston		4	0
Delaware		2	0
Drexel		0	0
Elon		0	0
Hofstra		1	0
James Madison		2	1
UNC Wilmington		1	1
Northeastern		0	0
Towson		2	0
William & Mary		0	1
TOTALS		12	3
		(.800)	

CONFERENCE USA			
	AU:	Won	Lost
Charlotte		0	0
Florida Atlantic		1	0
Florida International		2	0
Louisiana Tech		5	2
Marshall		1	0
Middle Tennessee State		4	1
North Texas		1	0
Old Dominion		2	1
Rice		3	1
Southern Mississippi		14	2
Texas-San Antonio		0	0
UAB		10	10
UTEP		0	3
Western Kentucky		1	3
TOTALS		44	23
			(.657)

HORIZON			
	AU:	Won	Lost
Cleveland State		0	0
Detroit		1	0
Illinois-Chicago		0	0
IUPUI		1	0
Northern Kentucky		0	0
Oakland (Mich.)		0	0
Wisconsin-Green Bay		0	0
Wisconsin-Milwaukee		1	0
Wright State		0	0
Youngstown State		1	0
TOTALS		4	0
			(1.000)

IVY LEAGUE			
	AU:	Won	Lost
Brown		0	0
Columbia		2	0
Cornell		1	0
Dartmouth		1	0
Harvard		0	1
Pennsylvania		1	0
Princeton		0	0
Yale		0	0
TOTALS		5	1
			(.833)

METRO ATLANTIC			
	AU:	Won	Lost
Canisius		0	0
Fairfield		0	0
Iona		1	1
Manhattan		0	0
Marist		0	0
Monmouth		0	0
Niagara		1	0
Quinnipiac		0	0
Rider		0	0
St. Peter's		0	0
Siena		0	0
TOTALS		2	1
			(.667)

MID-AMERICAN			
	AU:	Won	Lost
Akron		0	0
Ball State		1	1
Bowling Green		0	0
Buffalo		1	0
Central Michigan		0	0
Eastern Michigan		0	0
Kent State		0	0
Miami (Ohio)		0	0
Northern Illinois		0	0
Ohio U.		1	0
Toledo		0	2
Western Michigan		0	1
TOTALS		3	4
			(.429)

MID-EASTERN ATHLETIC			
	AU:	Won	Lost
Bethune-Cookman		3	0
Coppin State		1	0
Delaware State		0	0
Florida A&M		8	0
Hampton		0	0
Howard		0	0
Maryland-Eastern Shore		1	0
Morgan State		0	0
Norfolk State		2	0
North Carolina A&T		0	0
North Carolina Central		0	0
Savannah State		0	0
South Carolina State		1	0
TOTALS		16	0
			(1.000)

MISSOURI VALLEY			
	AU:	Won	Lost
Bradley		2	0
Drake		0	0
Evansville		0	0
Illinois State		0	0
Indiana State		1	0
Loyola (Ill.)		0	0
Missouri State		1	1
Northern Iowa		0	1
Southern Illinois		1	0
Valparaiso		0	0
TOTALS		5	2
			(.714)

MOUNTAIN WEST			
	AU:	Won	Lost
Air Force		1	1
Boise State		0	0
Colorado State		2	2
Fresno State		0	0
Nevada		0	0
UNLV		1	4
New Mexico		1	0
San Diego State		0	0
San Jose State		1	0
Utah State		0	0
Wyoming		1	0
TOTALS		7	7
			(.500)

NORTHEAST			
	AU:	Won	Lost
Bryant University		0	0
Central Connecticut State		0	0
Fairleigh Dickinson		1	0
Long Island U.		0	0
Mount St. Mary's		1	0
Robert Morris		1	0
Sacred Heart		0	0
St. Francis (N.Y.)		0	0
St. Francis (Pa.)		0	0
Wagner		0	0
TOTALS		3	0
			(1.000)

OHIO VALLEY			
	AU:	Won	Lost
Austin Peay		4	0
Belmont		2	0
Eastern Illinois		1	0
Eastern Kentucky		4	1
Jacksonville State		13	0
Morehead State		0	0
Murray State		4	1
SIU-Edwardsville		1	0
Southeast Missouri State		0	0
Tennessee State		1	0
Tennessee Tech		4	1
UT Martin		2	0
TOTALS		36	3
			(.923)

PACIFIC-12			
	AU:	Won	Lost
Arizona		1	0
Arizona State		0	0
California		0	0
Colorado		0	3
Oregon		1	0
Oregon State		1	0
Southern Cal		0	2
Stanford		0	1
UCLA		0	0
Utah		1	0
Washington		0	0
Washington State		0	0
TOTALS		4	6
			(.400)

PATRIOT LEAGUE			
	AU:	Won	Lost
American		0	0
Army		0	0
Boston U.		0	0
Bucknell		0	0
Colgate		0	0
Holy Cross		0	0
Lafayette		0	0
Lehigh		0	0
Loyola (Md.)		0	0
Navy		5	1
TOTALS		5	1
			(.833)

SOUTHEASTERN			
	AU:	Won	Lost
Alabama		62	96
Arkansas		18	34
Florida		87	79
Georgia		93	94
Kentucky		19	92
LSU		69	85
Mississippi State		76	69
Missouri		4	5
Ole Miss		75	60
South Carolina		24	18
Tennessee		39	78
Texas A&M		4	10
Vanderbilt		52	89
TOTALS		622	809
			(.435)

SOUTHERN			
	AU:	Won	Lost
The Citadel		1	1
Chattanooga		2	2
East Tennessee State		1	0
Furman		4	1
Mercer		17	16
North Carolina-Greensboro		0	0
Samford		22	2
Virginia Military Institute		0	2
Western Carolina		4	0
Wofford		6	2
TOTALS		57	26
			(.687)



SOUTHLAND			
	AU:	Won	Lost
Abilene Christian		0	0
Central Arkansas		0	0
Houston Baptist		0	0
Incarnate Word		0	0
Lamar		1	0
McNeese State		3	0
New Orleans		1	0
Nicholls State		5	1
Northwestern State		1	1
Sam Houston State		0	1
Southeastern Louisiana		4	0
Stephen F. Austin		0	0
Texas A&M-Corpus Christi		1	0
TOTALS		16	3
			(.842)

SOUTHWESTERN ATHLETIC			
	AU:	Won	Lost
Alabama A&M		3	0
Alabama State		5	0
Alcorn State		0	0
Arkansas-Pine Bluff		5	0
Grambling State		5	0
Jackson State		1	0
Mississippi Valley State		0	0
Prairie View A&M		0	0
Southern		1	0
Texas Southern		3	0
TOTALS		23	0
			(1.000)

SUMMIT LEAGUE			
	AU:	Won	Lost
Denver		1	0
IPFW		1	0
Nebraska-Omaha		0	0
North Dakota State		0	0
Oral Roberts		1	1
South Dakota		0	0
South Dakota State		0	0
Western Illinois		0	0
TOTALS		3	1
			(.750)

SUN BELT			
	AU:	Won	Lost
Appalachian State		1	0
Arkansas-Little Rock		1	0
Arkansas State		0	1
Coastal Carolina		3	1
Georgia Southern		7	0
Georgia State		6	1
Louisiana-Lafayette		6	3
Louisiana-Monroe		3	0
South Alabama		5	4
Texas-Arlington		0	0
Texas State		0	0
Troy		10	1
TOTALS		42	11
			(.792)

WEST COAST			
	AU:	Won	Lost
Brigham Young		1	0
Gonzaga		0	0
Loyola Marymount		0	0
Pacific		0	0
Pepperdine		1	1
Portland		0	0
St. Mary's (Calif.)		0	0
San Diego		1	0
San Francisco		0	0
Santa Clara		0	0
TOTALS		3	1
			(.750)

WESTERN ATHLETIC			
	AU:	Won	Lost
Cal State Bakersfield		0	0
Chicago State		0	0
Grand Canyon		0	0
UMKC		0	0
New Mexico State		0	0
Seattle		0	0
UT Rio Grande Valley		1	0
Utah Valley		0	0
TOTALS		1	0
			(1.000)

NOTE: All conferences based on current alignment

APPALACHIAN STATE (1-0)

Nov. 29, 1976 H W 84 61

ARIZONA (1-0)

Mar. 14, 1986 LB* W 73 63

*NCAA Tournament
LB—Long Beach, Calif.

ARKANSAS (18-33)

Dec. 27, 1967 OKC W 65 58
Jan. 4, 1992 A L 92 110
Feb. 26, 1992 H L 74 82
Jan. 23, 1993 A W 100 89
Mar. 6, 1993 H W 81 80
Jan. 15, 1994 H L 105 117
Feb. 26, 1994 A L 81 91
Jan. 14, 1995 H W 104 90
Mar. 4, 1995 A L 66 68
Jan. 6, 1996 H W 101 76
Feb. 17, 1996 A L 77 87
Jan. 8, 1997 H L 55 56
Feb. 11, 1997 A L 42 75
Jan. 21, 1998 H L 65 79
Feb. 21, 1998 A L 83 107
Jan. 6, 1999 H W 83 66
Feb. 24, 1999 A L 88 104
Feb. 5, 2000 H W 73 55
Mar. 5, 2000 A L 55 64
Mar. 12, 2000 ATL+ L 67 75
Jan. 17, 2001 A L 72 82
Feb. 14, 2001 H W 71 63
Jan. 5, 2002 H L 77 83
Feb. 2, 2002 A L 60 62
Jan. 11, 2003 A W 52 37
Mar. 5, 2003 H W 69 54
Jan. 21, 2004 H W 70 63
Feb. 4, 2004 A L 52 74
Jan. 22, 2005 A L 59 95
Mar. 5, 2005 H W 77 64
Jan. 21, 2006 H L 52 68
Feb. 11, 2006 A L 64 84
Feb. 7, 2007 A L 57 65
Feb. 21, 2007 H W 67 59
Jan. 10, 2008 H L 70 76
Mar. 8, 2008 A L 64 77
Jan. 24, 2009 A W 73 51
Feb. 11, 2009 H W 75 62
Feb. 6, 2010 A L (OT) 79 82
Feb. 20, 2010 H W 92 83
Jan. 25, 2011 A L 64 73
Feb. 26, 2011 H L 55 57
Jan. 25, 2012 A L 53 56
Feb. 25, 2012 H L 71 77
Jan. 16, 2013 A L (2OT) 80 88
Feb. 13, 2013 H L 75 83
Jan. 25, 2014 A L 67 86
Feb. 10, 2015 H L 87 101
Feb. 17, 2016 A W 90 86
Feb. 25, 2017 H L 68 79
Jan. 6, 2018 H W 88 77
Feb. 27, 2018 A L 82 91

+SEC Tournament
OKC—Oklahoma City, Okla.; ATL—Atlanta, Ga.

SERIES NOTES

All Games at Auburn: Auburn leads 13-12
All Games at Auburn Arena: Arkansas leads 5-1
All Games at BEMC: Auburn leads 12-7
All Games at Arkansas: Arkansas leads 21-4
All Games at Bud Walton Arena: Arkansas leads 20-3
Bruce Pearl vs. Arkansas: 7-6
Mike Anderson vs. Auburn: 8-2
All Games at Neutral Sites: Series tied 1-1
SEC Tournament Games: Arkansas leads 1-0
Current Series Streak: 1 by Arkansas
Longest Auburn Streak: 3 ('02-'03/'03-'04)
Longest Arkansas Streak: 8 ('11-'15)

ARKANSAS-LITTLE ROCK (1-0)

Dec. 5, 1996 H W 75 63

ARKANSAS PINE BLUFF (5-0)

Nov. 25, 1996 H W 89 56
Nov. 21, 1999 H W 100 44
Dec. 4, 2010 H W 76 72
Nov. 28, 2011 H W 72 59
Dec. 30, 2013 H W 91 59

ARKANSAS STATE (0-1)

Dec. 7, 1979 COL L (OT) 62 69
COL—Columbia, Mo.

ARMSTRONG STATE (3-0)

Dec. 6, 1980 H W 79 70
Dec. 3, 1984 H W 80 47
Dec. 1, 1986 H W 94 54

ATHENS COLLEGE (2-0)

Dec. 27, 1963 H W 83 51
Dec. 4, 1971 H W 95 71

ATLANTA ATHLETIC CLUB (1-13)

Feb. 16, 1906 A W 28 17
1909-10 A L 23 44
1911-12 L 22 60
Jan. 11, 1913 A L 30 62
Jan. 10, 1914 A L 20 70
Jan. 18, 1915 A L 29 43
1914-15 A L 18 76
1918-19 A L 23 40
1918-19 L 26 36
1919-20 A L 19 57
1919-20 H L 24 44
Jan. 15, 1921 A L 17 42
Jan. 14, 1922 A L 12 42
Jan. 12, 1924 L 22 31

AUGUST ATHLETIC ASSOCIATION (1-0)

Jan. 27, 1909 H W 37 9

AUGUST COLLEGE (1-0)

Dec. 18, 1986 H W 89 66

AUSTIN PEAY (4-0)

Dec. 18, 1979 BHAM W 65 61
Dec. 20, 1980 A W 52 51
Dec. 5, 1981 H W 67 56
Dec. 11, 1986 H W 1155 93
BHAM—Birmingham, Ala.

BALL STATE (1-1)

Dec. 7, 1993 H W 92 87
Dec. 3, 1994 A L 74 82

BAYLOR (2-4)

Dec. 27, 1948 OKC L 44 59
Dec. 20, 1957 A L 53 62
Dec. 6, 1958 H W 71 60
Dec. 9, 1995 A W 83 64
Dec. 14, 1996 H L 63 68
Mar. 24, 2009 H* L 72 74

*National Invitational Tournament; OKC—Oklahoma City, Okla.

BELMONT (2-0)

Dec. 1, 1999 H W 65 56
Dec. 30, 2004 H W 73 69

BESSEMER ATHLETIC CLUB (4-4)

Feb. 16, 1908 A W 34 13
Jan. 16, 1909 H L 14 17
1909-10 H W 26 18
1909-10 A W 23 10

1910-11 W 28 24
1911-12 L 19 20
Feb. 5, 1913 A L 9 31
Jan. 30, 1914 A L 27 68

BETHUNE-COOKMAN (3-0)

Dec. 29, 1998 H W 99 46
Nov. 25, 2008 H W 61 46
Jan. 2, 2012 H W 67 41

BIRMINGHAM ATHLETIC CLUB (11-17-1)

Mar. 16, 1906 A T 14 14
Feb. 16, 1907 A L 23 29
1906-07 L 20 21
Feb. 8, 1908 W 26 14
Feb. 15, 1908 L 21 25
1909-10 A L 31 33
1909-10 H W 31 19
1909-10 A W 26 19
1910-11 L 19 53
1911-12 L 26 35
1911-12 L 9 27
Feb. 6, 1913 A L 12 35
Jan. 23, 1914 H L 19 42
Jan. 20, 1918 L 19 27
Feb. 12, 1919 L 22 38
1919-20 H W 27 21
1919-20 A W 25 20
Feb. 12, 1921 A L 34 39
Feb. 4, 1922 A W 29 19
Feb. 18, 1922 H W 34 21
1922-23 W 31 17
1922-23 L 19 42
Jan. 19, 1924 W 44 23
Feb. 16, 1924 L (OT) 32 36
Feb. 14, 1925 L 25 35
Jan. 23, 1926 A L 27 44
Feb. 13, 1926 H W 39 32
1928-29 H W 37 34
1928-29 A L 20 38

BIRMINGHAM COLLEGE (2-0)

1917-18 W 27 24
1917-18 W 19 11

BIRMINGHAM HIGH SCHOOL (2-2)

1909-10 H W 29 16
1910-11 L 21 28
1911-12 W 31 8
Feb. 7, 1913 A L 24 34

BIRMINGHAM-SOUTHERN (22-4)

1925-26 A W 32 17
Jan. 8, 1932 A W 41 23
Jan. 20, 1933 A L 33 50
Jan. 26, 1934 H L 22 39
Jan. 26, 1935 H L 20 37
Feb. 2, 1935 A L 40 46
Jan. 24, 1936 A W 26 17
Feb. 28, 1936 N W 41 22
Jan. 30, 1937 A W 39 22
Jan. 19, 1938 A W 49 39
Feb. 18, 1938 A
Jan. 28, 1939 H W 50 17
Feb. 11, 1939 H W 52 35
Dec. 4, 1948 A W 40 32
Dec. 1, 1949 H W 79 49
Jan. 4, 1950 A W 70 48
Nov. 30, 1950 A W 57 56
Dec. 6, 1950 H W 69 57
Nov. 29, 1951 A W 65 59
Dec. 15, 1951 H W 79 46
Dec. 13, 1952 A W 87 61
Jan. 6, 1953 H W 84 59
Dec. 1, 1953 H W 81 50
Dec. 4, 1953 A W 93 66
Dec. 4, 1954 H W 90 77
Dec. 3, 1955 H W 81 64
Nov. 26, 1985 H W 61 51

EASTERN ILLINOIS (1-0)

Dec. 7, 1972 H W 82 75

EASTERN KENTUCKY (4-1)

Dec. 17, 1955 MONT L 71 93
 Dec. 19, 1983 H W 100 60
 Dec. 15, 1986 A W 97 82
 Dec. 28, 1991 CHAT W 104 92
 Nov. 17, 2016 H W 85 64
 CHAT—Chattanooga, Tenn.; MONT—Montgomery, Ala.

ECKERD (1-0)

Dec. 13, 1980 H W 106 66

FAIRLEIGH DICKINSON (1-0)

Dec. 4, 1976 H W 86 59

FLORIDA (87-79)

Jan. 15, 1927 H W 51 34
 Feb. 5, 1927 A W 40 28
 Jan. 13, 1928 A W 39 23
 Jan. 14, 1928 A W 43 33
 Feb. 21, 1928 H W 50 28
 Feb. 22, 1928 H W 38 29
 Jan. 25, 1929 A L 34 44
 Jan. 26, 1929 A W 39 32
 Feb. 18, 1929 H L 29 46
 Feb. 19, 1929 H W 51 26
 Jan. 22, 1932 A W 43 26
 Jan. 23, 1932 A W 28 21
 Feb. 17, 1933 H W 32 30
 Feb. 18, 1933 H W 16 11
 Feb. 17, 1934 A L 21 39
 Feb. 18, 1934 A W 23 21
 Feb. 8, 1935 H L 25 35
 Feb. 9, 1935 H W 39 34
 Feb. 21, 1936 A W 32 16
 Feb. 22, 1936 A L 13 20
 Feb. 12, 1937 H W 35 34
 Feb. 13, 1937 H W 51 40
 Feb. 25, 1938 A L 34 43
 Feb. 26, 1938 A L 35 51
 Feb. 24, 1939 H W 40 38
 Feb. 25, 1939 H L 25 31
 Feb. 23, 1940 H L 37 42
 Feb. 20, 1942 H W 47 23
 Feb. 21, 1942 H W 38 36
 Feb. 12, 1945 A L 33 58
 Feb. 13, 1945 A W 42 40
 Feb. 19, 1945 H W 43 41
 Feb. 20, 1945 H L 48 62
 Jan. 29, 1946 H W 49 36
 Jan. 30, 1946 H W 51 40
 Feb. 8, 1946 A W 60 53
 Feb. 9, 1946 A L 34 53
 Jan. 17, 1947 A L 32 48
 Jan. 18, 1947 A L 28 39
 Feb. 7, 1947 H L 42 48
 Feb. 8, 1947 H W 36 30
 Dec. 12, 1947 A W 43 41
 Dec. 13, 1947 A L 39 47
 Feb. 5, 1948 H W 53 50
 Feb. 6, 1948 H L 37 39
 Jan. 8, 1949 A L 45 61
 Feb. 17, 1949 H W 44 43
 Jan. 14, 1950 H W 72 46
 Feb. 20, 1950 A L 41 43
 Feb. 17, 1951 A L 61 82
 Feb. 23, 1951 H W (OT) 83 77
 Jan. 3, 1952 A L 63 64
 Feb. 8, 1952 H W 61 52
 Feb. 4, 1953 H L 62 66
 Feb. 21, 1953 A L 67 71
 Jan. 29, 1954 A W 83 76
 Feb. 13, 1954 H W 85 65
 Jan. 29, 1955 H W 91 69
 Feb. 12, 1955 A W 70 66

Jan. 2, 1956 H W 89 77
 Feb. 11, 1956 H W 77 73
 Jan. 28, 1957 H W 76 61
 Feb. 9, 1957 A W 73 70
 Jan. 11, 1958 A L 66 90
 Feb. 10, 1958 H W 76 69
 Jan. 10, 1959 A W 63 54
 Feb. 9, 1959 H W 93 71
 Jan. 9, 1960 A W 73 69
 Feb. 8, 1960 H W 89 51
 Jan. 13, 1961 A L 53 58
 Feb. 13, 1961 H L 60 78
 Jan. 13, 1962 A L 40 43
 Feb. 12, 1962 H W 64 60
 Jan. 12, 1963 A W 81 56
 Feb. 11, 1963 H W 88 59
 Jan. 11, 1964 A L 46 63
 Feb. 10, 1964 H W 79 58
 Jan. 9, 1965 H W 74 63
 Feb. 7, 1965 A W 83 79
 Jan. 24, 1966 H L 64 68
 Feb. 9, 1966 A W 86 66
 Jan. 30, 1967 H W 87 61
 Feb. 18, 1967 A L 59 79
 Jan. 29, 1968 A L 60 65
 Feb. 17, 1968 H W 73 65
 Jan. 4, 1969 A L 59 68
 Feb. 8, 1969 H W (OT) 81 80
 Jan. 3, 1970 H W 91 75
 Feb. 7, 1970 A L 68 70
 Jan. 2, 1971 A L 60 66
 Feb. 6, 1971 H W 85 70
 Jan. 8, 1972 H W 79 74
 Feb. 12, 1972 A W 103 100
 Jan. 6, 1973 A L 55 65
 Feb. 10, 1973 H L (OT) 74 76
 Jan. 14, 1974 H L 81 92
 Feb. 16, 1974 A L 77 85
 Jan. 13, 1975 A W 84 68
 Feb. 15, 1975 H W 76 75
 Jan. 31, 1976 A W 92 86
 Feb. 28, 1976 H W 89 80
 Jan. 22, 1977 H L 73 77
 Feb. 19, 1977 A L 68 79
 Jan. 14, 1978 A W 81 72
 Feb. 11, 1978 H W 92 84
 Jan. 6, 1979 H W 91 86
 Feb. 3, 1979 A W (OT) 93 92
 Jan. 5, 1980 H W 82 62
 Feb. 2, 1980 A L 60 70
 Jan. 10, 1981 A L 59 63
 Feb. 7, 1981 H L 50 55
 Mar. 4, 1981 BHAM* L (OT) 48 50
 Jan. 9, 1982 H W 80 60
 Feb. 6, 1982 A L 66 69
 Jan. 8, 1983 A L 75 92
 Feb. 5, 1983 H W 62 54
 Jan. 7, 1984 H W 82 66
 Feb. 5, 1984 A W 67 65
 Jan. 5, 1985 H W 80 74
 Feb. 6, 1985 A W (OT) 81 78
 Mar. 8, 1985 BHAM* W 43 42
 Jan. 4, 1986 A L 59 62
 Feb. 6, 1986 H W 67 65
 Jan. 31, 1987 H W 81 68
 Feb. 9, 1987 A W 84 70
 Jan. 6, 1988 H W 72 67
 Feb. 6, 1988 A W 58 57
 Jan. 14, 1989 H L 75 79
 Feb. 15, 1989 A L 79 90
 Jan. 13, 1990 A L 62 84
 Feb. 14, 1990 H W 75 55
 Jan. 5, 1991 A L 82 84
 Feb. 6, 1991 H L (OT) 84 87
 Feb. 19, 1992 A L 81 92
 Jan. 6, 1993 H L 73 76
 Feb. 2, 1994 A L 67 68
 Jan. 25, 1995 H W 77 71
 Feb. 10, 1996 A W 73 70
 Jan. 11, 1997 H W 79 65

Feb. 11, 1998 A L 64 81
 Mar. 5, 1998 ATL* L 64 68
 Jan. 16, 1999 H W 88 69
 Feb. 27, 2000 A L 59 88
 Mar. 10, 2000 ATL* W 78 70
 Jan. 24, 2001 H L 63 65
 Feb. 20, 2002 A L 61 89
 Mar. 7, 2002 ATL* L 63 81
 Mar. 1, 2003 H L 70 73
 Jan. 24, 2004 A L 52 68
 Jan. 12, 2005 H L (OT) 78 84
 Jan. 14, 2006 A L 57 69
 Jan. 27, 2007 H L 66 91
 Jan. 12, 2008 A L 56 72
 Jan. 14, 2009 H L 65 68
 Mar. 13, 2009 TAM* W 61 58
 Feb. 18, 2010 A L 70 78
 Mar. 11, 2010 NASH* L 69 78
 Jan. 20, 2011 H L 40 45
 Feb. 21, 2012 A L 47 63
 Feb. 16, 2013 H L 52 83
 Jan. 18, 2014 H L 61 68
 Feb. 19, 2014 A L 66 71
 Jan. 15, 2015 A L 55 75
 Jan. 23, 2016 A L 63 95
 Feb. 14, 2017 H L 95 114
 Feb. 24, 2018 A L 66 72

*SEC Tournament; BHAM—Birmingham, Ala.; ATL—Atlanta, Ga; NASH—Nashville, Tenn.

SERIES NOTES

All Games at Auburn: Auburn leads 54-26
 All Games at Auburn Arena: Florida leads 3-1
 All Games at BEMC: Auburn leads 20-12
 All Games at Florida: Florida leads 49-30
 All Games at O'Connell Center: Florida leads 21-5
 Bruce Pearl vs. Florida: 8-9
 Michael White vs. Auburn: 3-0
 All Games at Neutral Sites: Florida leads 4-3
 SEC Tournament Games: Florida leads 3-3
 Current Series Streak: 11 by Florida
 Longest Auburn Streak: 8 ('53-'54/'56-'57)
 Longest Florida Streak: 11 ('10-Present)

FLORIDA A&M (8-0)

Dec. 29, 1994 A W 83 70
 Dec. 30, 1995 A W 84 54
 Dec. 28, 1996 A W 95 57
 Dec. 6, 1997 H W 79 69
 Nov. 16, 1998 H W 94 47
 Nov. 17, 2000 H W 87 52
 Dec. 19, 2011 H W 76 69
 Jan. 4, 2014 H W 81 50

FLORIDA ATLANTIC (1-0)

Feb. 5, 1994 H W 91 78

FLORIDA INTERNATIONAL (2-0)

Dec. 18, 1982 H W 115 77
 Nov. 30, 2001 H W 67 55

FLORIDA SOUTHERN (2-0)

1927-28 H W 51 18
 1928-29 H W 33 29

FLORIDA STATE (23-8)

Dec. 17, 1958 H W 95 74
 Dec. 29, 1958 A W 69 62
 Dec. 12, 1959 H W 62 58
 Dec. 28, 1959 A W 76 63
 Dec. 10, 1960 H W 74 57
 Jan. 17, 1961 COL W 74 67
 Dec. 9, 1961 H L 52 56
 Dec. 30, 1961 A W 62 57
 Dec. 8, 1962 H W 65 47
 Dec. 21, 1962 A W (OT) 77 70
 Dec. 7, 1963 A L 67 69
 Jan. 28, 1964 H W 63 59

Feb. 10, 2018 A W 78 61
 *SEC Tournament; +Southern Conference Tournament; KNOX—Knoxville, Tenn.; ATL—Atlanta, Ga.; BHAM—Birmingham, Ala.; BR—Baton Rouge, La.; COL—Columbus, Ga.

SERIES NOTES

All Games at Auburn: Auburn leads 60-24
 All Games at Auburn Arena: Auburn leads 4-2
 All Games at BEMC: Auburn leads 22-11
 All Games at Georgia: Georgia leads 62-24
 All Games at Stegeman Coliseum: Georgia leads 28-13
 Bruce Pearl vs. Georgia: 14-7
 Tom Crean vs. Auburn: 0-0
 All Games at Neutral Sites: Auburn leads 9-8
 SEC Tournament Games: Georgia leads 5-3
 Current Series Streak: 2 by Auburn
 Longest Auburn Streak: 13 ('48-'49/'53-'54)
 Longest Georgia Streak: 9 ('10-'11/'16-'17)

GEORGIA SOUTHERN (8-0)

Dec. 21, 1964 H W 80 64
 Dec. 2, 1994 MUN W 77 45
 Dec. 19, 2000 H W 93 79
 Jan. 2, 2010 H W 95 75
 Dec. 29, 2010 H W (OT) 88 84
 Dec. 30, 2011 H W 78 75
 Nov. 20, 2015 H W 92 62
 MUN—Muncie, Ind. (Cardinal Varsity Club Classic)

GEORGIA STATE (6-1)

Nov. 29, 1988 H W 74 70
 Feb. 5, 1990 A W 79 66
 Nov. 26, 1990 H W 83 65
 Dec. 7, 1996 H W 66 48
 Nov. 26, 2002 H W 100 71
 Dec. 22, 2003 H L 72 77
 Nov. 14, 2016 H W 83 65

GEORGIA TECH (53-31)

Feb. 17, 1906 A W 26 6
 Feb. 4, 1909 A W 24 8
 Feb. 12, 1913 A W 36 27
 Feb. 22, 1913 H W 23 19
 Feb. 20, 1914 A L 12 50
 Feb. 23, 1914 H L 6 21
 Jan. 22, 1920 A W 29 24
 Mar. 9, 1920 H W 26 17
 Jan. 22, 1921 A W 30 28
 Jan. 28, 1922 A L 17 35
 Feb. 11, 1922 H W 29 26
 Jan. 12, 1923 A L 17 35
 Feb. 23, 1923 H W 29 26
 Jan. 11, 1924 A L 24 39
 Feb. 9, 1924 H L 18 33
 Feb. 29, 1924 ATL* W 35 29
 Jan. 17, 1925 H L 21 28
 Feb. 7, 1925 A W 15 14
 Jan. 9, 1926 H W 32 28
 Feb. 19, 1926 A L 18 28
 Jan. 5, 1927 A L (OT) 20 22
 Feb. 12, 1927 H W 42 24
 Jan. 7, 1928 H W 56 29
 Feb. 28, 1928 A W 30 29
 Feb. 6, 1929 A L 25 42
 Feb. 16, 1929 H L 41 46
 Feb. 18, 1930 H L 34 47
 Feb. 19, 1930 A L 29 40
 Jan. 28, 1931 H L 33 37
 Feb. 24, 1931 A L 22 47
 Jan. 12, 1932 H W 25 22
 Feb. 13, 1932 A L 28 36
 Feb. 15, 1933 H L 20 29
 Feb. 20, 1933 A L 18 29
 Jan. 11, 1934 H L 26 28
 Feb. 14, 1934 A L 20 24
 Feb. 6, 1935 A L 24 25
 Feb. 13, 1935 H L 19 34

Feb. 4, 1936 H W 31 28
 Feb. 19, 1936 A L 22 46
 Feb. 11, 1937 A L 28 42
 Feb. 27, 1937 H L 33 35
 Jan. 28, 1938 A L 42 43
 Feb. 14, 1938 A L 32 54
 Feb. 28, 1938 A L 38 24
 Feb. 22, 1939 H W 49 33
 Feb. 27, 1939 A W 31 53
 Feb. 6, 1940 H L 39 38
 Feb. 21, 1940 A W (OT) 39 48
 Feb. 1, 1941 A L 51 45
 Feb. 5, 1941 H W 42 48
 Jan. 31, 1942 A L 43 38
 Feb. 3, 1942 H W 32 59
 Jan. 22, 1943 H L 21 53
 Jan. 30, 1943 A L 41 74
 Jan. 20, 1945 H L 53 53
 Feb. 17, 1945 A L 22 45
 Jan. 4, 1946 A L 26 53
 Jan. 16, 1946 H L 42 55
 Jan. 15, 1947 H L 49 65
 Jan. 29, 1947 A L 38 31
 Jan. 30, 1948 H W 43 50
 Feb. 25, 1948 A L 41 33
 Jan. 11, 1949 H W 57 66
 Feb. 23, 1949 A L 49 65
 Jan. 10, 1950 A L 53 61
 Feb. 22, 1950 H L 44 64
 Jan. 31, 1951 A L 75 63
 Feb. 14, 1951 H W 62 79
 Dec. 29, 1951 CHAR L 54 56
 Jan. 9, 1952 A L 50 58
 Feb. 13, 1952 H L 71 61
 Dec. 10, 1952 H W 61 79
 Jan. 14, 1953 A L 83 56
 Dec. 12, 1953 MONT W 80 56
 Jan. 20, 1954 H W 59 53
 Feb. 8, 1954 A W 70 73
 Jan. 26, 1955 H L 67 75
 Feb. 7, 1955 A L 77 74
 Feb. 7, 1956 H W (OT) 74 81
 Jan. 22, 1957 H L 67 76
 Feb. 4, 1957 A L (OT) 80 72
 Jan. 22, 1958 A W 99 78
 Feb. 3, 1958 H W 66 55
 Jan. 21, 1959 H W 51 40
 Feb. 3, 1959 A W 66 59
 Jan. 19, 1960 A W 48 45
 Feb. 2, 1960 H W 43 48
 Jan. 24, 1961 H L (OT) 38 36
 Feb. 7, 1961 A W 52 40
 Jan. 23, 1962 A W 48 39
 Feb. 5, 1962 H W 64 69
 Jan. 22, 1963 A L 57 62
 Feb. 3, 1964 H L 60 52
 Dec. 1, 1964 A W 54 59
 Feb. 26, 1965 H L 79 74
 Dec. 18, 1965 A W 90 73
 Feb. 19, 1966 H W 76 78
 Dec. 21, 1966 A L (OT) 63 52
 Dec. 16, 1967 A W 87 85
 Feb. 24, 1969 H W 74 86
 Jan. 17, 1970 A L 76 87
 Dec. 19, 1970 A L 81 90
 Jan. 14, 1971 A L 76 62
 Dec. 11, 1971 A W 91 77
 Feb. 15, 1972 H W 83 90
 Nov. 25, 1972 A L 79 69
 Feb. 26, 1973 H W 88 86
 Dec. 13, 1973 A W 92 70
 Feb. 27, 1974 H W 87 75
 Jan. 15, 1975 A W 72 51
 Feb. 11, 1976 H W 77 72
 Feb. 1, 1978 A W 60 57
 Dec. 21, 1978 BHAM W 72 83
 Dec. 30, 1987 A L 80 65

*Southern Conference Tournament; BHAM—Birmingham, Ala.; MONT—Montgomery, Ala.; CHAR—Charlotte, N.C.

GEORGIA SOUTHWESTERN (1-0)
 Nov. 30, 2010 H W 78 50

GRAMBLING STATE (5-0)

Dec. 14, 1987 H W 98 59
 Dec. 5, 2000 H W 104 60
 Nov. 29, 2003 HUNTS W 105 56
 Dec. 31, 2010 H W 63 45
 Dec. 11, 2012 H W 92 42
 HUNTS—Huntsville, Ala.

GUNTER FIELD (1-1)

1944-45 L 40 44
 1944-45 W 52 39

HARVARD (0-1)

Dec. 23, 2015 HONO L 51 69
 HONO—Honolulu, Hawai'i

HAWAI'I (2-1)

Nov. 29, 1998 A* W 84 57
 Dec. 22, 2011 A# W 65 62
 Dec. 25, 2015 A# L 67 79
 *United Airlines Tip-Off Classic (Honolulu, Hawai'i);
 #Diamond Head Classic (Honolulu, Hawai'i)

HAWAI'I-HILO (1-0)

Nov. 30, 1996 A W (OT) 98 92

HIGH POINT (2-0)

Nov. 16, 2001 H W 63 59
 Nov. 25, 2009 H W 75 54

HOFSTRA (1-0)

Nov. 19, 2017 CHAR W 89 78
 CHAR—Charleston, S.C.

HOUSTON (1-6)

Dec. 23, 1961 A L 49 54
 Dec. 29, 1962 NO W (OT) 71 69
 Dec. 15, 1964 A L 48 50
 Dec. 30, 1965 NO L 76 89
 Dec. 21, 1970 A L 76 79
 Dec. 1, 1977 H L 87 88
 Dec. 8, 1982 A L 65 77
 NO—New Orleans, La.

HUNTINGDON (1-0)

Dec. 3, 1960 H W 66 44

ILLINOIS (0-3)

Dec. 12, 1987 A L 103 107
 Dec. 29, 2012 CHI L 79 81
 Dec. 8, 2013 ATL L 62 81
 CHI—Chicago, Ill. (United Center); ATL—Atlanta, Ga. (Philips Arena)

ILLINOIS WESLEYAN (1-0)

1947-48 W 44 42

INDIANA (0-1)

Mar. 14, 1987 INDY* L 90 107
 *NCAA Tournament; INDY—Indianapolis, Ind.

IPFW (1-0)

Nov. 9, 2012 H W 61 50

INDIANA STATE (1-0)

Nov. 16 CHAR W 83 64
 CHAR—Charleston, S.C.

IUPUI (1-0)

Nov. 21, 2009 DAY W 80 65
 DAY—Daytona Beach, Fla.

LSU (69-85)			
Feb. 10, 1912	H	W	38 15
Feb. 10, 1916	H	W	24 23
Feb. 13, 1917	H	L	13 37
Jan. 18, 1918	A	L	31 43
Jan. 19, 1918	A	L	27 34
Feb. 13, 1920	H	W	33 21
Jan. 28, 1929	H	L	28 45
Jan. 29, 1929	H	L	28 65
Feb. 7, 1930	A	L	27 44
Feb. 8, 1930	A	L	45 49
Feb. 8, 1932	A	W	48 34
Feb. 9, 1932	A	W	34 30
Feb. 27, 1932	ATL+	W	30 22
Jan. 24, 1933	H	L	25 26
Jan. 25, 1933	H	W	25 24
Feb. 24, 1933	ATL*	L	33 57
Feb. 5, 1934	A	L	17 40
Feb. 6, 1934	A	L	16 38
Feb. 1, 1937	H	W	37 24
Feb. 2, 1937	H	L	34 54
Mar. 3, 1938	A*	L	34 60
Jan. 5, 1940	A	L	39 50
Jan. 6, 1940	A	W	42 26
Feb. 11, 1941	H	W	50 49
Feb. 16, 1942	A	L	49 63
Feb. 6, 1943	H	L	37 62
Feb. 25, 1943	LOU*	L	38 67
Feb. 15, 1947	A	L	53 76
Jan. 23, 1948	H	W	51 48
Feb. 4, 1950	H	W	70 66
Feb. 13, 1950	A	L	61 76
Mar. 3, 1950	LOU*	L	45 73
Feb. 5, 1951	H	L	74 75
Feb. 16, 1952	A	L	64 70
Feb. 14, 1953	H	L	57 65
Feb. 20, 1954	A	L	59 77
Feb. 19, 1955	H	W	75 71
Feb. 18, 1956	A	W	80 71
Feb. 16, 1957	H	W	99 62
Feb. 15, 1958	A	W	76 58
Feb. 14, 1959	H	W	115 67
Feb. 13, 1960	A	W	63 61
Feb. 18, 1961	H	W	69 65
Dec. 15, 1962	BHAM	W	67 50
Feb. 17, 1962	A	W	55 50
Feb. 16, 1963	H	W	82 57
Feb. 15, 1964	A	L	66 86
Feb. 13, 1965	H	W	101 60
Jan. 8, 1966	A	W	74 66
Jan. 3, 1967	H	W	70 59
Feb. 8, 1967	A	W	80 63
Jan. 3, 1968	A	L	72 76
Feb. 7, 1968	H	W	74 69
Jan. 11, 1969	H	W	90 71
Feb. 15, 1969	A	L	81 93
Jan. 10, 1970	A	W	79 70
Feb. 16, 1970	H	L	64 70
Jan. 9, 1971	H	L	92 106
Feb. 15, 1971	A	L	94 114
Jan. 15, 1972	A	W	77 73
Feb. 14, 1972	H	W	85 77
Jan. 13, 1973	H	L	60 79
Feb. 12, 1973	A	L	74 76
Jan. 26, 1974	H	L	76 87
Feb. 25, 1974	A	W	96 89
Jan. 25, 1975	A	W	87 78
Feb. 24, 1975	H	W	110 94
Jan. 3, 1976	A	W	102 86
Mar. 6, 1976	H	W	90 80
Jan. 29, 1977	A	L	73 77
Feb. 26, 1977	H	L	76 86
Jan. 23, 1978	A	L	79 90
Feb. 20, 1978	H	L (OT)	95 101
Jan. 15, 1979	A	L	82 94
Feb. 12, 1979	H	L	68 78
Jan. 16, 1980	A	L	82 93
Feb. 13, 1980	H	L	44 50
Jan. 21, 1981	H	L	64 74

Feb. 18, 1981	A	L	47 58
Jan. 20, 1982	A	L	68 69
Feb. 17, 1982	H	W	82 72
Jan. 29, 1983	A	W	64 62
Feb. 26, 1983	H	L	61 87
Jan. 27, 1984	H	W	80 78
Feb. 25, 1984	A	L	80 81
Jan. 26, 1985	A	L	62 80
Feb. 27, 1985	H	L	73 78
Mar. 7, 1985	BHAM*	W	58 55
Feb. 4, 1986	H	L	61 63
Feb. 26, 1986	A	W	92 86
Jan. 28, 1987	A	L	73 75
Mar. 1, 1987	H	W	100 62
Feb. 3, 1988	H	L	69 78
Mar. 5, 1988	A	W	89 80
Jan. 7, 1989	A	L	77 104
Feb. 8, 1989	H	L	91 104
Jan. 6, 1990	H	L	70 77
Feb. 7, 1990	A	L	71 82
Mar. 9, 1990	ORL*	W	78 76
Jan. 12, 1991	H	L	84 96
Feb. 13, 1991	A	L	61 98
Mar. 8, 1991	NASH*	W	92 77
Jan. 8, 1992	H	L	70 87
Feb. 22, 1992	A	L	82 99
Jan. 9, 1993	A	L	81 87
Feb. 13, 1993	H	L	73 75
Jan. 8, 1994	A	L	72 83
Feb. 12, 1994	H	W	111 83
Jan. 11, 1995	H	L	73 76
Feb. 25, 1995	A	L	78 89
Jan. 21, 1996	H	W	95 87
Feb. 24, 1996	A	L	67 93
Jan. 22, 1997	A	L	59 75
Feb. 8, 1997	H	W	76 72
Jan. 14, 1998	A	L	54 59
Feb. 14, 1998	H	W	66 44
Jan. 9, 1999	A	W	73 70
Feb. 6, 1999	H	W	80 54
Feb. 9, 2000	A	L	68 83
Mar. 1, 2000	H	L	53 55
Jan. 13, 2001	H	W	85 69
Feb. 10, 2001	A	W	76 65
Jan. 19, 2002	A	L	58 75
Mar. 2, 2002	H	L	54 59
Feb. 8, 2003	H	W	56 54
Feb. 26, 2003	A	L	63 94
Feb. 18, 2004	A	W	80 68
Mar. 6, 2004	H	W	78 66
Feb. 9, 2005	A	L	69 90
Feb. 26, 2005	H	L	64 77
Mar. 11, 2005	ATL*	L	58 89
Feb. 1, 2006	A	L	69 84
Feb. 18, 2006	H	L	61 65
Jan. 13, 2007	A	L	63 65
Feb. 28, 2007	H	W	80 68
Jan. 16, 2008	A	W	74 67
Jan. 30, 2008	H	L	80 81
Feb. 21, 2009	A	L	72 79
Mar. 7, 2009	H	W	69 53
Jan. 20, 2010	A	W	84 80
Feb. 27, 2010	H	W	74 59
Jan. 8, 2011	H	L	55 62
Mar. 5, 2011	A	W	60 51
Jan. 17, 2012	A	L (OT)	58 65
Mar. 3, 2012	H	W	68 54
Jan. 9, 2013	H	W	68 63
Feb. 8, 2014	A	L	80 87
Feb. 5, 2015	A	W	81 77
Feb. 24, 2015	H	L	61 84
Mar. 13, 2015	NASH*	W (OT)	73 70
Feb. 2, 2016	H	L	68 80
Jan. 18, 2017	H	W	78 74
Feb. 21, 2017	A	W	98 75
Jan. 27, 2018	H	W	95 70

+Southern Conference Tournament; *SEC Tournament; ORL—Orlando, Fla.; ATL—Atlanta, Ga.; BHAM—Birmingham, Ala.; KNOX—Knoxville, Tenn.; LOU—Louisville, Ky.

SERIES NOTES

All Games at Auburn: Auburn leads 37-35
 All Games at Auburn Arena: Auburn leads 4-3
 All Games at BEMC: LSU leads 23-19
 All Games at LSU: LSU leads 46-25
 All Games at Maravich Assembly Center: LSU leads 29-15
 Bruce Pearl vs. LSU: 10-5
 Will Wade vs. Auburn: 0-1
 All Games at Neutral Sites: Auburn leads 6-4
 SEC Tournament Games: Auburn leads 5-4
 Current Series Streak: 3 by Auburn
 Longest Auburn Streak: 10 ('54-'55/'62-'63)
 Longest LSU Streak: 11 ('76-'77/'81-'82)

LOUISIANA-LAFAYETTE (6-3)

Dec. 6, 1961	H	W	62 46
Dec. 10, 1966	H	W	78 68
Dec. 18, 1968	A	L	76 80
Dec. 1, 1978	BHAM	W	83 82
Dec. 22, 1979	A	L	75 92
Dec. 17, 1985	A	L (OT)	64 66
Dec. 13, 1986	H	W	107 91
Dec. 4, 2000	H	W	93 86
Nov. 21, 2014	H	W	105 80

BHAM—Birmingham, Ala.

LOUISIANA-MONROE (3-0)

Dec. 15, 1995	H	W	80 71
Nov. 30, 2006	H	W	81 60
Dec. 6, 2008	H	W	78 55

LOUISIANA TECH (5-2)

Dec. 6, 1966	H	W	88 77
Dec. 19, 1968	A	W	97 84
Dec. 1, 1970	H	W	93 87
Dec. 16, 1971	A	L	82 107
Dec. 18, 1992	WILM	W	65 45
Dec. 4, 2001	H	L	66 67
Nov. 27, 2004	H	W	79 67

WILM—Wilmington, N.C.

LOUISVILLE (1-1)

Mar. 22, 1986	HOU*	L	76 84
Nov. 26, 1995	SANJ	W	82 78

*NCAA Tournament; HOU—Houston, Texas; SANJ—San Juan, P.R.

LOYOLA-NEW ORLEANS (1-0)

Dec. 31, 1963	A	W	62 52
---------------	---	---	-------

LYNN UNIVERSITY (1-0)

Nov. 26, 1994	H	W	78 70
---------------	---	---	-------

MARION (3-1)

Jan. 23, 1913	A	W	26 15
Jan. 21, 1916	H	L	24 27
Feb. 5, 1916	A	W	18 6
Jan. 26, 1917		W	38 18

MARQUETTE (0-2)

Mar. 15, 1995	H*	L	61 68
Mar. 16, 1998	A*	L (OT)	60 75

*National Invitation Tournament

MARSHALL (1-0)

Dec. 15, 2001	MOB	W	78 60
---------------	-----	---	-------

MOB—Mobile, Ala.

MARYLAND-EASTERN SHORE (1-0)

Nov. 23, 2003	H	W	85 61
---------------	---	---	-------

Longest Auburn Streak: 7 ('64-'65/'67-'68; '89-'90/'92-'93)

Longest Ole Miss Streak: 10 ('12-'17)

MISSISSIPPI COLLEGE (1-1)

Table with 5 columns: Date, Home/Away, Opponent, Score 1, Score 2

MISSISSIPPI STATE (76-69)

Table with 5 columns: Date, Home/Away, Opponent, Score 1, Score 2

Table with 5 columns: Date, Home/Away, Opponent, Score 1, Score 2

#Southern Conference Tournament; *SEC Tournament; ATL—Atlanta, Ga.; BHAM—Birmingham, Ala.; LEX—Lexington, Ky.; NO—New Orleans, La.; NASH—Nashville, Tenn.

SERIES NOTES

All Games at Auburn: Auburn leads 46-23
All Games at Auburn Arena: Auburn leads 4-1
All Games at BEMC: Auburn leads 30-12
All Games at Miss. State: Miss. State. leads 43-26
All Games at Humphrey Coliseum: Miss. State leads 28-13
Bruce Pearl vs. Mississippi State: 8-4
Ben Howland vs. Auburn: 1-2
All Games at Neutral Sites: Auburn leads 4-3
SEC Tournament Games: Series tied 2-2
Current Series Streak: 2 by Auburn
Longest Auburn Streak: 9 ('96-'97/'00-'01)
Longest Mississippi State Streak: 8 ('00-'01/'04-'05)

MISSOURI (4-5)

Table with 5 columns: Date, Home/Away, Opponent, Score 1, Score 2

*SEC Tournament; NASH—Nashville, Tenn.

SERIES NOTES

All Games at Auburn: Auburn leads 2-1
All Games at Auburn Arena: Auburn leads 2-1
All Games at Missouri: Missouri leads 3-2
All Games at Mizzou Arena: Missouri leads 3-2
Bruce Pearl vs. Missouri: 4-4
Cuonzo Martin vs. Auburn: 5-2
All Games at Neutral Sites: 0-1
SEC Tournament Games: 0-1
Current Series Streak: 1 by Auburn
Longest Auburn Streak: 2 ('17)
Longest Missouri Streak: 2 ('13-'14, '15-'16)

MISSOURI STATE (1-1)

Table with 5 columns: Date, Home/Away, Opponent, Score 1, Score 2

MOBILE YMCA (1-1)

Table with 5 columns: Date, Home/Away, Opponent, Score 1, Score 2

MONTANA (1-0)

Table with 5 columns: Date, Home/Away, Opponent, Score 1, Score 2

MONTGOMERY YMCA (14-3)

Table with 5 columns: Date, Home/Away, Opponent, Score 1, Score 2

MOUNT ST. MARY'S (1-0)

Table with 5 columns: Date, Home/Away, Opponent, Score 1, Score 2

MURRAY STATE (4-1)

Dec. 21, 1996	BHAM	W	86	72
Dec. 14, 2002	H	W	72	53
Nov. 15, 2012	CHAR	L	59	79
Nov. 23, 2013	H	W	75	67
Dec. 19, 2017	A	W	81	77

BHAM—Birmingham, Ala.; CHAR—Charleston, S.C.

NASHVILLE ATHLETIC CLUB (1-0)

1910-11		W	36	34
---------	--	---	----	----

NAVY (5-1)

Dec. 18, 1959	BHAM	L	61	68
Dec. 28, 1974	MINN	W	73	69
Dec. 16, 1978	STP	W	63	57
Dec. 28, 1989	PEN	W	75	61
Dec. 30, 1997	H	W	70	54
Dec. 19, 1998	A	W	88	70

BHAM—Birmingham, Ala.; MINN—Minneapolis, Minn.; PEN—Pensacola, Fla.; STP—St. Petersburg, Fla.

NEHI REDS (1-0)

Dec. 17, 1938	H	W	41	36
---------------	---	---	----	----

NEWBERRY (1-0)

Feb. 24, 1922	ATL*	W	32	21
---------------	------	---	----	----

*Southern Conference Tournament; ATL—Atlanta, Ga.

NEW MEXICO (1-0)

Dec. 22, 2015	HONO	W	83	78
---------------	------	---	----	----

HONO—Honolulu, Hawai'i

NEW ORLEANS (1-0)

Jan. 2, 2004	H	W	70	55
--------------	---	---	----	----

NIAGARA (1-0)

Nov. 13, 2009	H	W	69	65
---------------	---	---	----	----

NICHOLLS STATE (5-1)

Nov. 30, 1993	H	L	76	79
Nov. 17, 1997	H	W	96	75
Nov. 24, 2004	H	W	92	78
Nov. 28, 2006	H	W	92	87
Nov. 25, 2011	H	W	78	57
Nov. 8, 2013	H	W	76	54

NORFOLK STATE (2-0)

Dec. 29, 1995	TALL	W	92	56
Nov. 10, 2017	H	W	102	74

TALL—Tallahassee, Fla.

NORTH ALABAMA (4-0)

Dec. 27, 1958	H	W	104	78
Dec. 1, 1959	H	W	95	69
Jan. 2, 1961	H	W	76	50
Jan. 3, 2015	H	W	82	61

NORTH CAROLINA (0-4)

Feb. 27, 1922	ATL*	L	27	32
Feb. 26, 1927	ATL*	L	15	28
Feb. 28, 1932	ATL*	L	31	52
Mar. 22, 1985	BHAM**	L	56	62

*Southern Conference Tournament; **NCAA Tournament; ATL—Atlanta, Ga.; BHAM—Birmingham, Ala.

NORTH CAROLINA STATE (3-5)

Feb. 5, 1926	A	L	36	43
Feb. 26, 1926	ATL*	L	26	32
Jan. 12, 1931	H		30	28
Feb. 26, 1932	ATL*	W	34	33
Dec. 17, 1969	A	L	69	76
Dec. 5, 1970	H	W	91	85
Dec. 27, 1975	A	L	74	79
Nov. 22, 2009	DAY	L	58	60

*Southern Conference Tournament; ATL—Atlanta, Ga.; DAY—Daytona Beach, Fla.

NORTH FLORIDA (2-0)

Dec. 17, 2011	H	W	84	71
Nov. 11, 2016	H	W	83	66

NORTH TEXAS (1-0)

Jan. 2, 2003	H	W	90	65
--------------	---	---	----	----

NORTHERN IOWA (0-1)

Nov. 29, 2008	HE	L	61	67
---------------	----	---	----	----

HE—Hoffman Estates, Ill.

NORTHWESTERN STATE (1-0)

Nov. 15, 2013	H	L	92	111
---------------	---	---	----	-----

OGLETHORPE (4-0)

Jan. 28, 1938	H	W	46	43
Jan. 29, 1938	H	W	49	14
Feb. 12, 1948	H	W	55	23
Feb. 13, 1948	H	W	65	31

OHIO (1-0)

Dec. 8, 1990	H	W	75	65
--------------	---	---	----	----

OHIO STATE (0-1)

Mar. 18, 1999	KNOX*	L	64	72
---------------	-------	---	----	----

*NCAA Tournament; KNOX—Knoxville, Tenn.

OKLAHOMA (2-1)

Dec. 15, 1978	STP	W	78	70
Mar. 19, 1988	ATL*	L	87	1077
Dec. 21, 2016	UNCAS	W	74	70

*NCAA Tournament; ATL—Atlanta, Ga.; STP—St. Petersburg, Fla.; UNCAS—Uncasville, Conn.

OKLAHOMA CITY (0-2)

Dec. 20, 1955	A	L	58	76
Dec. 28, 1967	A	L	68	78

OKLAHOMA STATE (2-1)

Dec. 10, 1977	HUNT	W	112	94
Mar. 13, 1999	INDY*	W	81	74
Nov. 24, 2006	SOPA	L	65	66

*NCAA Tournament; HUNT—Huntington, W. Va.; INDY—Indianapolis, Ind.; SOPA—So. Padre Island, Texas

OLD DOMINION (2-1)

Dec. 30, 1970	A	L	76	89
Dec. 28, 1992	H	W	96	85
Dec. 18, 1993	A	W	101	87

ORAL ROBERTS (1-1)

Feb. 13, 1978	H	W	82	78
Jan. 8, 1979	A	L	62	63

OREGON (1-0)

Dec. 16, 2000	LV	W (OT)	101	97
---------------	----	--------	-----	----

LV—Las Vegas, Nev.

OREGON STATE (1-0)

Nov. 26, 2014	LV	W	71	69
---------------	----	---	----	----

LV—Las Vegas, Nev. (MGM Grand Main Event)

PARATROOPER INFANTRY 507 (0-1)

Jan. 15, 1943	H	L	30	40
---------------	---	---	----	----

PENNSYLVANIA (1-0)

Dec. 11, 1999	BHAM	W	77	70
---------------	------	---	----	----

BHAM—Birmingham, Ala.

PEPPERDINE (1-1)

Dec. 12, 1997	PROVO	L	55	62
Dec. 22, 1999	SANJ	W	87	76

PROVO—Provo, Utah; SANJ—San Juan, P.R.

PITTSBURGH (0-2)

Dec. 4, 2005	A	L	41	78
Dec. 3, 2006	H	L	66	74

PRESBYTERIAN (1-1)

Jan. 22, 2008	H	W	78	65
Dec. 18, 2010	H	L	59	62

PROVIDENCE (1-0)

Nov. 26, 2000	KC	W	80	69
---------------	----	---	----	----

KC—Kansas City, Mo.

PUERTO RICO-MAYAGUEZ (2-0)

Dec. 20, 1999	A	W	109	52
Dec. 20, 2002	A	W	94	64

PURDUE (1-2)

Mar. 14, 1985	SB*	W	59	58
Mar. 20, 2001	A+	L	61	79
Nov. 23, 2016	CAN	L	71	96

*NCAA Tournament; +National Invitation Tournament; SB—South Bend, Ind.; CAN—Cancun, Mexico

RADFORD (1-0)

Dec. 12, 1984	H	W	79	57
---------------	---	---	----	----

RHODE ISLAND (0-1)

Nov. 25, 2012	H	L (2OT)	72	78
---------------	---	---------	----	----

RICE (3-1)

Dec. 21, 1955	A	L (2OT)	80	82
Dec. 8, 1956	BHAM	W	88	68
Dec. 17, 1964	A	W	94	71
Dec. 2, 1965	H	W	91	74

BHAM—Birmingham, Ala.

RICHMOND (2-1)

Dec. 1, 1976	H	W	86	63
Dec. 12, 1978	A	W	84	72
Mar. 15, 1984	CHAR*	L	71	72

*NCAA Tournament; CHAR—Charlotte, N.C.

ROBERT MORRIS (1-0)

Nov. 24, 2000	KC	W	89	71
---------------	----	---	----	----

KC—Kansas City, Mo.

RUTGERS (4-2)

Dec. 19, 1967	TAM	W	70	62
Dec. 29, 1976	LOU	W	78	75
Nov. 27, 1998	HON	W	70	55
Nov. 24, 2001	A	L	56	57
Dec. 8, 2002	H	W	82	70
Dec. 11, 2010	PIT	L	54	63

HON—Honolulu, Hawai'i; LOU—Louisville, Ky.; TAM—Tampa, Fla.; PIT—Pittsburgh, Pa.

ST. BONAVENTURE (0-1)

Dec. 18, 1967	TAM	L	73	77
---------------	-----	---	----	----

TAM—Tampa, Fla.

ST. JOHN'S (1-0)

Mar. 16, 1986	LB*	W	81	65
---------------	-----	---	----	----

*NCAA Tournament; LB—Long Beach, Calif.

ST. JOE'S (2-0)

Dec. 18, 1956	CHAR	W	66	64
Mar. 21, 2003	TAM*	W (OT)	65	63

*NCAA Tournament; CHAR—Charlotte, N.C.; TAM—Tampa, Fla.

ST. LOUIS (1-0)

Dec. 19, 1969	NASH	W	70	66
---------------	------	---	----	----

NASH—Nashville, Tenn.

SYRACUSE (0-1)

Mar. 28, 2003 ALB* L 78 79
*NCAA Tournament; ALB—Albany, N.Y.

TALLADEGA ATHLETIC CLUB (0-1)

Feb. 3, 1916 L 4 31

TCU (3-1)

Dec. 13, 1957 BHAM W 75 63
Dec. 28, 1966 MOB W 80 79
Dec. 1, 1996 HILO L 66 86
Jan. 28, 2017 A W 88 80
HILO—Hilo, Hawaii; BHAM—Birmingham, Ala.; MOB—Mobile, Ala.

TEMPLE (2-3)

Dec. 30, 1977 NO L 73 74
Nov. 11, 1997 ALBU L 42 68
Nov. 19, 2004 A W 80 78
Dec. 18, 2005 H W 73 42
Nov. 17, 2017 CHAR L 74 88
NO—New Orleans, La.; ALBU—Albuquerque, N.M.; CHAR—Charleston, S.C.

TENNESSEE (39-78)

Feb. 15, 1927 A L 23 24
Jan. 29, 1928 H W 63 14
Jan. 25, 1930 H L 18 33
Mar. 1, 1934 ATL* L 26 43
Feb. 1, 1935 A L 27 48
Mar. 1, 1936 A* L 25 43
Mar. 3, 1939 A* L 35 49
Jan. 31, 1941 H L 33 51
Jan. 23, 1942 A L 23 43
Jan. 29, 1943 A L 23 57
Feb. 29, 1945 LOU* L 26 56
Jan. 11, 1947 H L 30 66
Feb. 3, 1947 H L 27 63
Jan. 8, 1951 A W 63 59
Feb. 9, 1952 H W 60 55
Jan. 26, 1953 A L 70 72
Mar. 1, 1954 H L 86 92
Dec. 18, 1954 MONT W 73 64
Feb. 28, 1955 A L 77 86
Feb. 25, 1956 H L 87 91
Feb. 23, 1957 A L 75 85
Feb. 22, 1958 H W 72 66
Feb. 23, 1959 A L 55 56
Feb. 22, 1960 H W 72 63
Feb. 25, 1961 A W 41 38
Feb. 24, 1962 H W 60 51
Feb. 25, 1963 A L 47 55
Feb. 24, 1964 H L 62 68
Feb. 22, 1965 A L 38 69
Jan. 17, 1966 H W 51 47
Dec. 16, 1966 A L 49 73
Feb. 25, 1967 H L 45 54
Feb. 24, 1968 A W 53 52
Mar. 3, 1968 H L (OT) 54 63
Feb. 1, 1969 A L 59 64
Mar. 1, 1969 H W 71 60
Jan. 31, 1970 H W 61 55
Feb. 28, 1970 A W 77 64
Jan. 30, 1971 A L 68 90
Feb. 27, 1971 H L 71 76
Feb. 5, 1972 H L 67 76
Mar. 4, 1972 A L 70 80
Feb. 3, 1973 A L 74 82
Mar. 5, 1973 H L 72 80
Jan. 5, 1974 H L 77 89
Feb. 4, 1974 A L 80 88
Jan. 4, 1975 A L 81 96
Feb. 3, 1975 H W 62 59
Jan. 19, 1976 A L 78 83
Feb. 16, 1976 H W 73 72
Jan. 8, 1977 A L 79 87
Feb. 5, 1977 H L 83 93
Jan. 4, 1978 A L 76 80

Mar. 6, 1978 H W 107 94
Feb. 7, 1979 A L 62 73
Feb. 24, 1979 H L 55 60
Mar. 2, 1979 BHAM* L 64 75
Dec. 12, 1979 A L 58 61
Feb. 23, 1980 H L 63 72
Dec. 3, 1980 H W 75 65
Feb. 28, 1981 A L 63 75
Dec. 12, 1981 A L 79 86
Feb. 27, 1982 H W 56 54
Feb. 24, 1983 H L 77 80
Feb. 22, 1983 A L 74 82
Jan. 24, 1984 A W 79 72
Feb. 20, 1984 H L 54 57
Mar. 9, 1984 NASH* W 60 58
Jan. 9, 1985 A L 74 86
Feb. 9, 1985 H W 75 60
Jan. 8, 1986 H W 59 45
Feb. 8, 1986 A L 79 80
Jan. 14, 1987 H W 66 56
Feb. 14, 1987 A L 84 103
Jan. 20, 1988 A L 64 75
Feb. 20, 1988 H W 73 68
Jan. 4, 1989 H L 73 84
Feb. 4, 1989 A L 72 89
Jan. 3, 1990 A L 70 72
Feb. 3, 1990 H W 89 83
Jan. 19, 1991 A W 67 63
Feb. 19, 1991 H W 74 65
Jan. 25, 1992 A L 74 82
Jan. 20, 1993 H W 88 75
Mar. 11, 1993 LEX* L 76 78
Jan. 22, 1994 A L 85 92
Jan. 18, 1995 H W 61 57
Jan. 3, 1996 A L 62 66
Jan. 15, 1997 H W 43 35
Mar. 6, 1997 MEM* W 67 54
Jan. 7, 1998 A W 74 69
Jan. 2, 1999 H W 90 62
Jan. 25, 2000 A L 76 105
Jan. 6, 2001 H L (2OT) 88 96
Mar. 8, 2001 NASH* L 66 73
Jan. 27, 2002 A L 59 82
Feb. 1, 2003 H L 57 60
Mar. 14, 2003 NO* W 66 53
Feb. 28, 2004 A L 69 75
Jan. 29, 2005 H W 62 59
Feb. 15, 2006 A L 89 105
Jan. 17, 2007 H W 83 80
Feb. 20, 2008 A L 70 89
Feb. 7, 2009 H W 78 77
Mar. 14, 2009 TAM* L 85 94
Jan. 14, 2010 A L 55 81
Feb. 3, 2011 H L 56 69
Jan. 28, 2012 A L 49 64
Mar. 6, 2013 H L 75 82
Jan. 15, 2014 A L 67 78
Mar. 5, 2014 H L 54 82
Jan. 31, 2015 A L 63 71
Jan. 2, 2016 H W 83 77
Feb. 9, 2016 A L 45 71
Mar. 9, 2016 NASH* L 59 97
Jan. 31, 2017 H L 77 87
Jan. 2, 2018 A W 94 84

*SEC Tournament; MEM—Memphis, Tenn.; ATL—Atlanta, Ga.; BHAM—Birmingham, Ala.; LOU—Louisville, Ky.; LEX—Lexington, Ky.; MONT—Montgomery, Ala.; NASH—Nashville, Tenn.; NO—New Orleans, La.; TAM—Tampa, Fla.

SERIES NOTES

All Games at Auburn: Auburn leads 27-24
All Games at Auburn Arena: Tennessee leads 4-1
All Games at BEMC: Auburn leads 19-12
All Games at Tennessee: Tennessee leads 47-8
All Games at Thompson-Boling: Tennessee leads 17-3
Bruce Pearl vs. Tennessee: 2-4
Rick Barnes vs. Auburn: 3-2
All Games at Neutral Sites: Tennessee leads 6-4
SEC Tournament Games: Tennessee leads 8-3

Current Series Streak: 1 by Auburn
Longest Auburn Streak: 4 ('96-'97/'98-'99)
Longest Tennessee Streak: 11 ('29-'30/'46-'47)

TENNESSEE CHATTANOOGA (2-2)

Feb. 16, 1927 A L 34 39
Jan. 2, 1962 H W 67 47
Dec. 17, 1962 H W 79 37
Dec. 29, 1991 A L 75 87

TENNESSEE-MARTIN (2-0)

Dec. 7, 1987 H W 99 77
Mar. 18, 2009 H* W 87 82

*National Invitation Tournament

TENNESSEE STATE (2-0)

Dec. 19, 2006 H W 86 59
Nov. 26, 2014 H W 78 73

TENNESSEE TECH (4-1)

Dec. 8, 1980 H W 77 62
Dec. 7, 1981 A W 88 61
Dec. 4, 1982 H W 74 65
Dec. 21, 1989 HUNTS L 70 72
Dec. 18, 2012 H W 81 62
HUNTS—Huntsville, Ala.

TEXAS (1-1)

1910-11 W 45 27
Dec. 16, 1955 MONT L 76 83
MONT—Montgomery, Ala.

TEXAS A&M (4-10)

Dec. 22, 1961 HOU L 50 62
Dec. 17, 1990 H W 95 71
Dec. 4, 1991 A W 86 83
Dec. 22, 2005 A L 67 72
Dec. 22, 2006 H L 58 87
Feb. 20, 2013 H L 56 65
Mar. 13, 2013 NASH* L 62 71
Mar. 8, 2014 A W 69 64
Jan. 27, 2015 H L 61 71
Feb. 28, 2015 A L 55 80
Mar. 12, 2015 NASH* W 66 59
Mar. 1, 2016 H L 63 81
Feb. 18, 2017 A L 62 81
Feb. 7, 2018 H L 80 81

*SEC Tournament; HOU—Houston, Texas; NASH—Nashville, Tenn.

SERIES NOTES

All Games at Auburn: Texas A&M leads 5-1
All Games at Auburn Arena: Texas A&M leads 4-0
All Games at BEMC: Series tied 1-1
All Games at Texas A&M: Texas A&M leads 3-2
All Games at Reed Arena: Texas A&M leads 3-1
Bruce Pearl vs. Texas A&M: 1-5
Billy Kennedy vs. Auburn: 6-2
All Games at Neutral Sites: Texas A&M leads 2-1
SEC Tournament Games: Series tied 1-1
Current Series Streak: 3 by Texas A&M
Longest Auburn Streak: 2 ('90-'91)
Longest Texas A&M Streak: 4 ('05-'13)

TEXAS A&M-CORPUS CHRISTI (1-0)

Jan. 2, 2008 H W 76 58

TEXAS-PAN AMERICAN (1-0)

Jan. 27, 2009 H W 66 63

TEXAS SOUTHERN (3-0)

Dec. 10, 1988 H W 109 81
Nov. 24, 1990 H W 85 77
Dec. 23, 2014 H W 61 60

TEXAS TECH (2-2)				
Dec. 14, 1962	H	W	86	57
Dec. 19, 1963	A	L	71	83
Dec. 3, 2014	A	L	44	46
Nov. 22, 2016	CAN	W	67	65

TEXAS WESLEYAN (1-0)				
Dec. 3, 1979	H	W	90	51

TOLEDO (0-2)				
Nov. 25, 2000	KC	L (2OT)	90	95
Dec. 22, 2004	CARO	L	65	68

KC—Kansas City, Mo.; CARO—Carolina, Puerto Rico (San Juan Shootout)

TOWSON (2-0)				
Dec. 1, 1980	H	W	87	63
Dec. 29, 2007	H	W	79	59

TROY (10-1)				
1948-49	H	W	69	44
Dec. 13, 1949	H	W	77	40
Nov. 27, 1950	H	W	96	57
Nov. 27, 1951	H	W	83	58
Dec. 5, 1959	H	W	72	46
Dec. 11, 1991	H	W	141	116
Dec. 9, 1993	H	W	113	86
Dec. 14, 1994	H	W	95	71
Dec. 22, 2002	CAG	W	94	66
Nov. 10, 2006	H	W	71	68
Dec. 4, 2009	H	L	77	81

CAG—Caguas, Puerto Rico

TULANE (33-25)				
Jan. 19, 1906	H	W	27	7
1906-07		W	35	15
Jan. 18, 1909	H	W	29	15
Jan. 25, 1924		L	19	32
Jan. 26, 1924		L	22	27
Jan. 5, 1925	A	L	18	33
Jan. 6, 1925	A	L	31	45
Jan. 29, 1926	A	L	30	33
Jan. 30, 1926	A	L	31	52
Jan. 28, 1927	A	W	42	33
Jan. 29, 1927	A	W	35	12
Jan. 30, 1927	H	W	50	11
Feb. 1, 1927	H	W	33	30
Jan. 27, 1928	A	W	32	17
Jan. 28, 1928	A	W	49	31
Feb. 8, 1929	H	L	35	48
Feb. 9, 1929	H	W	40	25
Feb. 11, 1930	A	L	40	45
Feb. 12, 1930	A	L	37	41
Feb. 6, 1931	H	W	44	22
Feb. 7, 1931	H	W	51	35
Feb. 5, 1932	A	L	21	26
Feb. 6, 1932	A	W	42	37
Feb. 3, 1933	H	W	22	19
Feb. 4, 1933	H	L	18	35
Feb. 3, 1934	A	L	18	34
Feb. 4, 1934	A	L	20	30
Mar. 2, 1939	KNOX+	W	43	30
Jan. 24, 1941	H	W	45	41
Feb. 17, 1942	A	L	41	50
Feb. 27, 1942	LOU+	W	45	36
Feb. 8, 1943	H	L	30	50
1945-46	H	L	48	56
1946-47	L	L	35	66
1947-48	A	L	37	70
Mar. 4, 1948	LOU+	L	40	47
Jan. 31, 1949	H	L	51	56
Feb. 11, 1950	A	W	64	60
Feb. 3, 1951	H	W	92	71
Feb. 18, 1952	A	W	63	61
Feb. 16, 1953	H	L	65	70
Feb. 22, 1954	A	W	65	62
Feb. 21, 1955	H	L	79	90

Feb. 20, 1956	A	L	75	86
Feb. 18, 1957	H	W	78	54
Feb. 17, 1958	A	W	63	49
Feb. 16, 1959	H	W	79	56
Feb. 15, 1960	A	W (OT)	53	51
Feb. 20, 1961	H	W	63	44
Feb. 19, 1962	A	W	81	64
Feb. 18, 1963	H	W	63	61
Feb. 17, 1964	A	W	78	72
Feb. 15, 1965	H	W	87	73
Jan. 11, 1966	A	W	92	58
Dec. 28, 1990	A1	W	84	71
Mar. 13, 1996	H*	L (OT)	73	87
Nov. 9, 2007	A	L	62	77
Jan. 3, 2009	H	W	78	53

+SEC Tournament; *National Invitation Tournament; A1—New Orleans, La. (Superdome)

TULSA (2-1)				
Dec. 20, 1975	ELP	W	92	74
Mar. 20, 2009	H*	W	74	55
Nov. 24, 2014	LV	L	35	53

*National Invitation Tournament; ELP—El Paso, Texas; LV—Las Vegas, Nev. (MGM Grand Main Event)

TUSKEGEE (1-0)				
Dec. 17, 2008	H	W	75	32

UAB (10-10)				
Nov. 26, 1982	BJCC	W	63	61
Dec. 2, 1983	BJCC	L (OT)	62	69
Nov. 30, 1984	BJCC	W	61	59
Dec. 10, 1985	BJCC	L	56	62
Nov. 28, 1986	BJCC	W	68	58
Feb. 25, 1989	BJCC	L	76	105
Dec. 1, 1989	H	L	65	75
Nov. 30, 1990	A	L	65	71
Nov. 29, 1991	BJCC	L	74	88
Feb. 9, 1993	A	W	86	74
Dec. 16, 1993	H	L	65	69
Nov. 30, 1994	A	W	60	54
Dec. 3, 1995	H	L	54	66
Nov. 22, 1996	A	L	57	64
Dec. 20, 1997	BJCC*	L	65	71
Dec. 12, 1998	BJCC*	W	77	64
Nov. 19, 1999	H	W	65	59
Nov. 13, 2015	H	W	75	74
Dec. 3, 2016	A	W	74	70
Dec. 9, 2017	H	W	85	80

*Arby's Hardwood Classic (Birmingham, Ala.)

UCF (4-1)				
Dec. 22, 1985	A	W	78	49
Dec. 29, 1988	A	W	95	68
Nov. 14, 1997	A	W	70	63
Nov. 19, 1998	H	W	77	42
Nov. 20, 2009	DAY	L	74	84

DAY—Daytona Beach, Fla.

UNC ASHEVILLE (2-1)				
Dec. 3, 1998	H	W	91	60
Dec. 20, 2001	H	W	83	38
Nov. 12, 2010	H	L (OT)	69	70

UNLV (1-4)				
Mar. 20, 1986	HOU*	W	70	63
Feb. 1, 1987	H	L	85	104
Dec. 17, 1991	A	L	82	85
Dec. 20, 2003	A+	L	69	82
Dec. 12, 2004	H	L (OT)	87	91

*NCAA Tournament; +Las Vegas Showdown; HOU—Houston, Texas

USC-UPSTATE (2-0)				
Dec. 21, 2010	H	W	68	54
Nov. 29, 2016	H	W	90	83

UNC-WILMINGTON (1-1)				
Dec. 19, 1992	A	L	80	91
Nov. 28, 1993	H	W	94	75

UTAH (1-0)				
Dec. 29, 1982	A	W	71	62

UTEP (0-3)				
Dec. 21, 1973	A	L	56	68
Dec. 29, 1986	A	L	82	87
Dec. 25, 2011	A*	L	76	83

*Hawaiian Airlines Diamond Head Classic (Honolulu, Hawaii)

VANDERBILT (52-88)				
Jan. 28, 1921	A	W	27	7
Feb. 17, 1927	A	L	35	39
Feb. 1, 1928	H	W	62	28
Jan. 26, 1930	H	L	27	29
Jan. 31, 1931	H	L	26	36
Feb. 14, 1931	H	W	42	25
Jan. 9, 1932	A	W	36	23
Jan. 30, 1932	H	W	38	23
Jan. 22, 1933	A	L	24	25
Feb. 9, 1933	H	L	20	21
Jan. 9, 1934	A	L	22	31
Jan. 27, 1934	H	L	33	48
Jan. 11, 1935	A	L	27	37
Jan. 12, 1935	A	L	24	41
Feb. 15, 1935	H	L	25	37
Jan. 9, 1936	A	L	27	47
Jan. 25, 1936	H	L	32	37
Jan. 16, 1939	H	L	39	41
Feb. 16, 1939	A	L	42	49
Jan. 11, 1940	A	L	45	51
Jan. 20, 1940	H	L	46	50
Jan. 25, 1941	H	W	45	44
Feb. 13, 1941	A	L	39	47
Jan. 16, 1942	H	W	35	33
Jan. 26, 1942	A	W	50	45
Feb. 26, 1942	LOU*	W	36	34
Jan. 11, 1943	A	L	39	54
Jan. 23, 1943	H	L	43	48
Jan. 24, 1947	H	L	37	38
Feb. 1, 1947	A	L	58	59
Jan. 21, 1948	H	W	46	41
Feb. 2, 1948	A	L	47	55
Jan. 22, 1949	H	W	48	46
Feb. 5, 1949	A	L	42	52
Jan. 21, 1950	H	L	47	58
Feb. 6, 1950	A	L	51	63
Jan. 6, 1951	A	L	51	61
Jan. 12, 1952	H	L	61	73
Feb. 7, 1953	A	W	71	66
Dec. 30, 1953	A	L	48	96
Feb. 6, 1954	H	W	76	73
Feb. 5, 1955	A	L	74	79
Feb. 27, 1956	H	W	74	65
Feb. 2, 1957	A	L	78	83
Feb. 1, 1958	H	W	77	69
Jan. 31, 1959	A	W	64	61
Jan. 30, 1960	H	W	55	54
Feb. 4, 1961	A	L	53	58
Feb. 3, 1962	H	W	89	68
Feb. 2, 1963	A	W	62	59
Feb. 1, 1964	H	W	81	63
Jan. 30, 1965	A	L	77	105
Mar. 1, 1965	H	L	64	79
Jan. 31, 1966	A	L	63	68
Feb. 14, 1966	H	L	76	91
Dec. 31, 1966	H	W	64	51
Jan. 16, 1967	A	L	65	71
Dec. 4, 1967	A	L	65	78
Jan. 15, 1968	H	L	65	74
Jan. 25, 1969	A	W	92	79
Feb. 22, 1969	H	W	85	75
Jan. 24, 1970	A	W	84	75
Feb. 21, 1970	H	L	74	92

WAREAGLE • # UNFINISHED BUSINESS AUBURN MEN'S BASKETBALL

Jan. 23, 1971	A	L	86	107
Feb. 20, 1971	H	W	96	94
Jan. 29, 1972	A	L	77	85
Feb. 26, 1972	H	L	87	93
Jan. 27, 1973	H	W	81	77
Feb. 24, 1973	A	L	70	98
Jan. 19, 1974	A	L	51	96
Feb. 18, 1974	H	L	79	89
Jan. 18, 1975	H	W	93	89
Feb. 17, 1975	A	L	78	85
Jan. 24, 1976	H	L	59	71
Feb. 21, 1976	A	L	72	80
Jan. 17, 1977	H	W	74	69
Feb. 14, 1977	A	W (OT)	76	71
Jan. 7, 1978	H	W	74	61
Feb. 4, 1978	A	L	78	91
Jan. 3, 1979	H	L	55	57
Jan. 27, 1979	A	L	59	66
Feb. 28, 1979	BHAM*	W	59	53
Jan. 9, 1980	A	L	57	66
Feb. 6, 1980	H	L	73	77
Jan. 14, 1981	H	L	81	97
Feb. 11, 1981	A	W	69	55
Jan. 13, 1982	A	L	68	78
Feb. 10, 1982	H	L	60	71
Jan. 17, 1983	A	L	62	64
Feb. 14, 1983	H	W	72	71
Jan. 17, 1984	H	L	71	73
Feb. 13, 1984	A	W	73	67
Mar. 8, 1984	A*	W	59	58
Jan. 30, 1985	A	W	86	80
Mar. 2, 1985	H	W	84	58
Jan. 29, 1986	H	W	97	70
Mar. 1, 1986	A	W	79	65
Jan. 17, 1987	A	L	75	91
Feb. 23, 1987	H	W	91	83
Jan. 23, 1988	H	L	71	75
Feb. 24, 1988	A	W	81	68
Dec. 14, 1988	A	L	77	93
Feb. 22, 1989	H	L	62	77
Jan. 20, 1990	H	W	82	79
Feb. 20, 1990	A	W	87	74
Jan. 16, 1991	H	L	59	80
Feb. 16, 1991	A	L	70	90
Feb. 4, 1992	A	L	83	89
Jan. 30, 1993	H	L	70	73
Feb. 9, 1994	A	L	60	84
Mar. 10, 1994	MEM*	W	81	56
Feb. 8, 1995	H	L	59	77
Jan. 31, 1996	A	L	62	76
Mar. 7, 1996	NO*	W	68	65
Feb. 15, 1997	H	L	61	75
Feb. 18, 1998	A	L	66	82
Feb. 17, 1999	H	W	81	63
Feb. 16, 2000	A	W	86	80
Mar. 3, 2001	H	W	69	66
Jan. 16, 2002	A	L	67	73
Jan. 8, 2003	H	W	62	59
Jan. 7, 2004	A	L	53	59
Feb. 16, 2005	H	L	43	67
Mar. 10, 2005	ATL*	W	77	73
Jan. 7, 2006	A	L	50	74
Mar. 9, 2006	NASH*	L	71	76
Jan. 6, 2007	H	W	68	65
Feb. 2, 2008	A	L	71	78
Mar. 13, 2008	ATL*	L	82	93
Jan. 31, 2009	H	L	75	82
Jan. 23, 2010	A	L	74	82
Feb. 19, 2011	H	L	60	77
Jan. 7, 2012	A	L	35	65
Jan. 23, 2013	A	L	61	73
Mar. 2, 2013	H	L	55	62
Feb. 22, 2014	H	L	59	67
Jan. 6, 2015	A	L	52	64
Jan. 12, 2016	A	L	57	75
Feb. 13, 2016	H	L	57	86
Jan. 4, 2017	A	L	61	80
Feb. 3, 2018	H	W	93	81

*SEC Tournament; MEM—Memphis, Tenn.; BHAM—Birmingham, Ala.; LOU—Louisville, Ky.; ATL—Atlanta, Ga.; NO—New Orleans, La.; NASH—Nashville, Tenn.

SERIES NOTES

All Games at Auburn: Vanderbilt leads 36-30
 All Games at Auburn Arena: Vanderbilt leads 4-1
 All Games at BEMC: Vanderbilt leads 18-15
 All Games at Vanderbilt: Vanderbilt leads 51-17
 All Games at Memorial Gym: Vanderbilt leads 38-13
 Bruce Pearl vs. Vanderbilt: 9-8
 Bryce Drew vs. Auburn: 1-1
 All Games at Neutral Sites: Auburn leads 5-1
 SEC Tournament Games: Auburn leads 6-2
 Current Series Streak: 1 by Auburn
 Longest Auburn Streak: 6 ('83-'84/'85-'86)
 Longest Vanderbilt Streak: 13 ('32-'33/'39-'40/'08-'17)

VCU (4-1)

Mar. 3, 1975	H	W	117	72
Dec. 16, 1976	A	W	109	59
Dec. 21, 1984	CHAT	L	59	78
Dec. 5, 1987	H	W	93	80
Dec. 20, 1988	A	W	85	79

CHAT—Chattanooga, Tenn.

VILLANOVA (2-2)

Dec. 28, 1983	JACK	W	95	83
Dec. 29, 1987	ATL	W	65	64
Dec. 28, 1988	ORL	L	83	84
Dec. 27, 1990	NO	L	71	88

ATL—Atlanta, Ga.; JACK—Jacksonville, Fla.; NO—New Orleans, La.; ORL—Orlando, Fla.

VIRGINIA (4-3)

1919-20	A	W	27	21
Feb. 18, 1925	ATL*	L	27	29
Feb. 27, 1931	ATL*	W	33	26
Dec. 8, 2001	BHAM	L	72	77
Dec. 3, 2004	RICH	L	87	89
Dec. 20, 2008	A	W	58	56
Dec. 7, 2009	H	W	68	67

*Southern Conference Tournament; ATL—Atlanta, Ga.; BHAM—Birmingham, Ala.; RICH—Richmond, Va.

VMI (0-2)

1919-20	A	L	19	45
Feb. 6, 1926	A	L	25	41

VIRGINIA TECH (6-2)

1919-20	A	L	20	26
Feb. 25, 1927	ATL*	W	38	33
Dec. 16, 1960	BHAM	W	76	73
Dec. 16, 1961	BHAM	W	77	63
Dec. 29, 1967	OKC	W	76	61
Dec. 8, 1973	H	W	76	74
Dec. 14, 1974	A	L	82	83
Dec. 21, 1999	SANJ	W	73	63

*Southern Conference Tournament; OKC—Oklahoma City, Okla.; ATL—Atlanta, Ga.; BHAM—Birmingham, Ala.; SANJ—San Juan, Puerto Rico

WAKE FOREST (4-3)

1907-08		W	38	13
Dec. 19, 1956	CHAR	L	48	58
Dec. 7, 1957	COL	W	78	66
Dec. 9, 1967	A	W	66	63
Dec. 6, 1969	H	L	81	95
Dec. 27, 1983	JACK	L	67	76
Mar. 23, 2003	TAM*	W	68	62

*NCAA Tournament; JACK—Jacksonville, Fla.; CHAR—Charlotte, N.C.; COL—Columbus, Ga.; TAM—Tampa, Fla.

WASHINGTON (ST. LOUIS) (0-1)

1947-48		L	29	59
---------	--	---	----	----

WASHINGTON & LEE (1-1)

1919-20	A	L	10	34
Dec. 17, 1954	MONT	W	91	81

MONT—Montgomery, Ala.

WEBER STATE (1-0)

Dec. 13, 1997	PROVO	W	63	58
---------------	-------	---	----	----

PROVO—Provo, Utah

WEST ALABAMA (2-0)

1948-49		W	49	44
Dec. 1, 1960	H	W	90	50

WEST FLORIDA (1-0)

Dec. 12, 1994	H	W	96	59
---------------	---	---	----	----

WEST POINT ATHLETIC CLUB (2-0)

1919-20	A	W	38	8
1922-23		W	25	18

WEST VIRGINIA (2-2)

Dec. 29, 1984	A	W	59	58
Nov. 22, 1985	HART	L	58	75
Dec. 3, 1985	H	W	84	59
Dec. 5, 2007	BHAM	L	59	88

BHAM—Birmingham, Ala.; HART—Hartford, Conn. (Preseason NIT)

WESTERN CAROLINA (4-0)

Dec. 4, 1973	H	W	95	85
Dec. 9, 1974	H	W	85	77
Dec. 3, 1975	A	W	88	76
Dec. 15, 1996	H	W	80	55

WEST GEORGIA (1-0)

Jan. 5, 2010	H	W	96	72
--------------	---	---	----	----

WESTERN KENTUCKY (1-3)

Dec. 16, 1972	LA	L	72	87
Dec. 7, 1985	A	L	58	71
Dec. 1, 2002	NASH	L	70	89
Nov. 21, 2003	H	W	86	64

LA—Los Angeles, Calif.; NASH—Nashville, Tenn.

WESTERN MICHIGAN (0-1)

Dec. 17, 2002	H	L	54	72
---------------	---	---	----	----

WETUMPKA ATHLETIC CLUB (3-0)

1907-08	H	W	47	11
1909-10	H	W	56	12
Jan. 17, 1914	H	W	82	17

WHITE'S BUSINESS COLLEGE (1-0)

1927-28	H	W	92	13
---------	---	---	----	----

WILLIAM & MARY (0-1)

Dec. 29, 1981	DUR	L	48	58
---------------	-----	---	----	----

DUR—Durham, N.C.

WINSTON-SALEM STATE (1-0)

Nov. 17, 2006	H	W	95	62
---------------	---	---	----	----

WINTHROP (5-1)

Dec. 30, 1996	H	W	80	55
Mar. 11, 1999	INDY*	W	80	41
Dec. 29, 2005	H	W	64	62
DEC. 22, 2012	H	L	67	74
Dec. 17, 2014	H	W	80	62
Nov. 24, 2017	H	W	119	85

*NCAA Tournament; INDY—Indianapolis, Ind.

WISCONSIN (0-1)

Nov. 25, 2006	SOPA	L	63	77
---------------	------	---	----	----

SOPAD—South Padre Island, Texas

WOFFORD (6-2)

1922-23		W	42	19
1922-23		L	19	20
Dec. 19, 1995	H	W	73	56
Nov. 25, 1997	H	W	68	51
Dec. 15, 1998	H	W	79	51
Nov. 22, 2002	H	W	81	63
Dec. 5, 2004	H	L	78	85
Dec. 16, 2006	H	W	86	76

WYOMING (1-0)

Dec. 19, 1958	BHAM	W	70	47
---------------	------	---	----	----

BHAM—Birmingham, Ala.

XAVIER (4-5)

Dec. 28, 1962	NO	W	64	57
Dec. 28, 1968	MOB	W	75	73
Dec. 29, 1970	NOR	W	86	73
Dec. 18, 1971	BHAM	L	60	71
Dec. 19, 1972	A	L	60	67
Jan. 6, 2008	H	L	57	80
Dec. 3, 2008	A	L	74	81
Dec. 20, 2014	H	W (2OT)	89	88
Dec. 19, 2015	A	L	61	85

BHAM—Birmingham, Ala.; MOB—Mobile, Ala.; NO—New Orleans, La.; NOR—Norfolk, Va.

YOUNGSTOWN STATE (1-0)

Dec. 8, 1983	MOB	W	78	52
--------------	-----	---	----	----

MOB—Mobile, Ala.



YEAR-BY-YEAR/COACHING RECORDS

Year	Coach	Overall			Pct.	Won	SEC Lost	Pct.	Finish
		Won	Lost	Tied					
1905-06	Mike Donahue	5	1	1	.786				
1906-07	Mike Donahue	4	2		.667				
1907-08	Mike Donahue	6	5		.545				
1908-09	Mike Donahue	4	3		.571				
1909-10	Mike Donahue	11	6		.647				
1910-11	Mike Donahue	3	5		.375				
1911-12	Mike Donahue	2	6		.250				
1912-13	Mike Donahue	6	9		.400				
1913-14	Mike Donahue	3	10		.231				
1914-15	Mike Donahue	3	5		.375				
1915-16	Mike Donahue	3	5		.375				
1916-17	Mike Donahue	2	2		.500				
1917-18	Mike Donahue	2	3		.400				
1918-19	Mike Donahue	4	3		.571				
1919-20	Mike Donahue	11	7		.611				
1920-21	Mike Donahue	5	8		.385				
1921-22	Wilbur Hutsell	5	8		.385				
1922-23	Wilbur Hutsell	7	7		.500				
1923-24	Wilbur Hutsell	4	9		.308				
1924-25	Herb Bunker	3	11		.214				
1925-26	Mike Papke	5	10		.333				
1926-27	Mike Papke	13	6		.684				
1927-28	Mike Papke	20	2		.909				
1928-29	George Bohler	6	15		.286				
1929-30	Hal Lee	1	10		.091				
1930-31	Sam McAllister	9	6		.600				
1931-32	Sam McAllister	12	3		.800				
1932-33	Sam McAllister	4	9		.308	4	7	.364 9th	
1933-34	Ralph Jordan	2	11		.154	2	9	.182 12th	
1934-35	Ralph Jordan	4	13		.235	3	9	.250 11th	
1935-36	Ralph Jordan	10	7		.588	7	4	.636 5th	
1936-37	Ralph Jordan	11	4		.733	7	4	.636 4th	
1937-38	Ralph Jordan	14	5		.737	6	3	.667 4th	
1938-39	Ralph Jordan	16	6		.727	8	4	.667 5th	
1939-40	Ralph Jordan	7	10		.412	6	7	.462 8th	
1940-41	Ralph Jordan	13	6		.684	6	5	.545 7th	
1941-42	Ralph Jordan	11	6		.647	9	5	.643 5th	
1942-43	Bob Evans	1	14		.067	1	12	.083 11th	
1943-44	No Team								
1944-45	Bob Evans	3	14		.176	2	6	.250 9th	
1945-46	Ralph Jordan	7	9		.438	7	6	.538 5th	
1946-47	V.J. Edney	3	18		.143	1	15	.063 12th	
1947-48	Danny Doyle	12	10		.545	7	7	.500 4th	
1948-49	Danny Doyle	9	15		.375	5	11	.313 10th	
1949-50	Joel Eaves	17	7		.708	12	6	.667 3rd	
1950-51	Joel Eaves	12	10		.545	6	8	.429 5th	
1951-52	Joel Eaves	14	12		.538	6	8	.429 9th	
1952-53	Joel Eaves	13	8		.619	6	7	.462 5th	
1953-54	Joel Eaves	16	8		.667	8	6	.571 5th	
1954-55	Joel Eaves	11	9		.550	6	8	.429 8th	
1955-56	Joel Eaves	11	10		.523	8	6	.571 4th	
1956-57	Joel Eaves	13	8		.619	8	6	.571 6th	
1957-58	Joel Eaves	16	6		.727	11	3	.786 2nd	
1958-59	Joel Eaves	20	2		.909	12	2	.857 2nd	
1959-60	Joel Eaves	19	3		.864	12	2	.857 SEC Champs	
1960-61	Joel Eaves	15	7		.682	8	6	.571 5th	
1961-62	Joel Eaves	18	6		.750	11	3	.786 3rd	
1962-63	Joel Eaves	18	4		.818	10	4	.714 2nd	
1963-64	Bill Lynn	11	12		.478	6	8	.429 10th	
1964-65	Bill Lynn	16	9		.640	11	5	.688 3rd	
1965-66	Bill Lynn	16	10		.615	8	8	.500 7th	
1966-67	Bill Lynn	17	8		.680	12	6	.667 4th	
1967-68	Bill Lynn	13	13		.500	8	10	.444 6th	
1968-69	Bill Lynn	15	10		.600	10	8	.556 4th	
1969-70	Bill Lynn	15	11		.577	11	7	.611 3rd	
1970-71	Bill Lynn	11	15		.423	8	10	.445 6th	
1971-72	Bill Lynn	10	16		.385	6	12	.333 7th	

Year	Coach	Overall			Pct.	SEC		Finish	
		Won	Lost	Tied		Won	Lost		
1972-73	Bill Lynn	6	20		.222	4	14	.222	9th
1973-74	Bob Davis	10	16		.385	5	13	.278	9th
1974-75	Bob Davis	18	8		.692	12	6	.667	3rd
1975-76	Bob Davis	16	10		.615	11	7	.611	4th
1976-77	Bob Davis	13	13		.500	6	12	.333	7th
1977-78	Bob Davis	13	14		.481	8	10	.444	5th
1978-79	Sonny Smith	13	16		.448	5	13	.278	9th
1979-80	Sonny Smith	10	18		.357	5	13	.278	9th
1980-81	Sonny Smith	11	16		.407	4	14	.222	9th
1981-82	Sonny Smith	14	14		.500	7	11	.389	7th
1982-83	Sonny Smith	15	13		.536	8	10	.444	8th
1983-84	Sonny Smith	20	11		.645	12	6	.667	2nd
1984-85	Sonny Smith	22	12		.647	8	10	.444	7th
1985-86	Sonny Smith	22	11		.667	13	5	.722	2nd
1986-87	Sonny Smith	18	13		.581	9	9	.500	5th
1987-88	Sonny Smith	19	11		.633	11	7	.611	2nd
1988-89	Sonny Smith	9	19		.321	2	16	.111	10th
1989-90	Tommy Joe Eagles	13	18		.419	8	10	.444	6th
1990-91	Tommy Joe Eagles	13	16		.448	5	13	.278	7th
1991-92	Tommy Joe Eagles	12	15		.444	5	11	.313	5th-Western
1992-93	Tommy Joe Eagles	15	12		.556	8	8	.500	3rd-Western
1993-94	Tommy Joe Eagles	11	17		.393	3	13	.188	6th-Western
1994-95	Cliff Ellis	16	13		.552	7	9	.438	4th-Western
1995-96	Cliff Ellis	19	13		.594	6	10	.375	t-4th-Western
1996-97	Cliff Ellis	16	15		.516	6	10	.375	t-3rd-Western
1997-98	Cliff Ellis	16	14		.533	7	9	.438	3rd-Western
1998-99	Cliff Ellis	29	4		.879	14	2	.875	SEC Champs
1999-2000	Cliff Ellis	24	10		.706	9	7	.563	2nd-Western
2000-01	Cliff Ellis	18	14		.563	7	9	.438	t-4th-Western
2001-02	Cliff Ellis	12	16		.429	4	12	.250	6th-Western
2002-03	Cliff Ellis	22	12		.647	8	8	.500	t-2nd-Western
2003-04	Cliff Ellis	14	14		.500	5	11	.313	t-4th-Western
2004-05	Jeff Lebo	14	17		.452	4	12	.250	t-5th-Western
2005-06	Jeff Lebo	12	16		.429	4	12	.250	t-5th-Western
2006-07	Jeff Lebo	17	15		.531	7	9	.438	t-3rd-Western
2007-08	Jeff Lebo	14	16		.467	4	12	.250	6th-Western
2008-09	Jeff Lebo	24	12		.667	10	6	.625	2nd-Western
2009-10	Jeff Lebo	15	17		.469	6	10	.375	t-4th-Western
2010-11	Tony Barbee	11	20		.355	4	12	.250	5th-Western
2011-12	Tony Barbee	15	16		.484	5	11	.313	t-10th
2012-13	Tony Barbee	9	23		.281	3	15	.167	14th
2013-14	Tony Barbee	14	16		.467	6	12	.333	12th
2014-15	Bruce Pearl	15	20		.429	4	14	.222	13th
2015-16	Bruce Pearl	11	20		.355	5	13	.278	13th
2016-17	Bruce Pearl	18	14		.563	7	11	.389	11th
2017-18	Bruce Pearl	26	8		.765	13	5	.722	SEC Champs

COACHING RECORDS

Years	Coach	Seasons	Overall			Pct.	Won	SEC Lost	Pct.	
			Won	Lost	Tied					
1905-06 to 1920-21	Mike Donahue	16	74	80	1	.481				
1921-22 to 1923-24	Wilbur Hutsell	3	16	24		.421				
1924-25	Herb Bunker	1	3	11		.214				
1925-26 to 1927-28	Mike Papke	3	38	18		.679				
1928-29	George Bohler	1	6	15		.286				
1929-30	Hal Lee	1	1	10		.091				
1930-31 to 1932-33	Sam McAllister	3	25	18		.581	4	7	.364	
1933-34 to 1941-42, 1945-46	Ralph Jordan	10	95	77		.552	61	56	.521	
1942-43, 1944-45	Bob Evans	2	4	28		.125	3	18	.143	
1946-47	V.J. Edney	1	3	18		.143	1	15	.063	
1947-48 to 1948-49	Danny Doyle	2	21	25		.457	12	18	.400	
1949-50 to 1962-63	Joel Eaves	14	213	100		.681	124	75	.623	
1963-64 to 1972-73	Bill Lynn	10	130	124		.512	84	88	.488	
1973-74 to 1977-78	Bob Davis	5	70	61		.534	42	48	.467	
1978	Paul Lambert		2 months							
1978-79 to 1988-89	Sonny Smith	11	173	154		.529	84	114	.424	
1989-90 to 1993-94	Tommy Joe Eagles	5	64	78		.451	29	55	.345	
1994-95 to 2003-04	Cliff Ellis	10	186	125		.598	73	87	.456	
2004-05 to 2009-10	Jeff Lebo	6	96	93		.508	35	61	.365	
2010-11 to 2013-14	Tony Barbee	4	49	75		.395	18	50	.264	
2014-15 to Present	Bruce Pearl	4	70	62		.530	29	43	.403	
TOTALS			112 (84 SEC)	1337	1196	1	.528	599	735	.449

100-POINT GAMES

AUBURN 100-POINT GAMES BY DATE

1/2/57	Howard	W	101-70
12/30/57	Howard	W	106-47
12/2/58	Jacksonville State	W	111-54
12/27/58	Florence State	W	104-78
2/14/59	LSU	W	115-67
12/7/59	Howard	W	104-57
12/3/63	Howard	W	102-44
12/29/64	vs. Furman	W	107-86
2/13/65	LSU	W	101-60
12/1/66	The Citadel	W	105-83
2/14/70	Alabama	W	121-78
12/29/71	at Furman	W	103-78
2/12/72	at Florida	W	103-100
1/6/75	Ole Miss	W	104-86
2/24/75	LSU	W	110-94
3/3/75	VCU	W	117-72
1/3/76	at LSU	W	102-86
3/8/76	Ole Miss	W	103-88
12/16/77	at VCU	W	109-59
12/10/77	vs. Oklahoma State	W	112-94
3/6/78	Tennessee	W	107-94
12/13/80	Eckerd College	W	106-66
12/21/81	Cal State-Chico	W	104-61
12/18/82	Florida International	W	115-77
12/19/83	Eastern Kentucky	W	100-60
12/11/86	Austin Peay	W	115-93
12/13/86	Southwestern Louisiana	W	107-91
3/1/87	LSU	W	100-62
11/27/87	vs. South Alabama	W	120-67
12/12/87	at Illinois	L (OT)	103-107
12/10/88	Texas Southern	W	109-81
11/25/91	SIU Edwardsville	W	109-86
12/11/91	Troy State	W	141-116
12/28/91	vs. Eastern Kentucky	W	104-92
2/29/92	Ole Miss	W	110-84
1/23/93	at #8 Arkansas	W	100-89
12/9/93	Troy State	W	113-86
12/18/93	at Old Dominion	W	101-87
1/15/94	#3 Arkansas	L	105-117
2/12/94	LSU	W	111-83
12/17/94	Alabama State	W	102-62
1/14/95	#4 Arkansas	W	104-90
1/6/96	Arkansas	W	101-76
11/13/98	Southeastern Louisiana	W	114-60
2/13/99	Alabama	W	102-61
11/21/99	Arkansas-Pine Bluff	W	100-44
12/20/99	at Puerto Rico-Mayaguez	W	109-52
1/2/00	Stony Brook	W	100-45
12/5/00	Grambling	W	104-60
12/16/00	vs. Oregon	W	101-97
11/26/02	Georgia State	W	100-71
11/29/03	vs. Grambling State	W	105-56
11/21/14	Louisiana	W	105-80
11/27/15	Northwestern State	W	119-81
12/15/16	Coastal Carolina	W	117-72
11/10/17	Norfolk State	W	102-74
11/24/17	Winthrop	W	119-85

AUBURN 100-POINT GAMES BY POINTS

12/11/91	Troy State	W	141-116
2/14/70	Alabama	W	121-78
11/27/87	vs. South Alabama	W	120-67
11/24/17	Winthrop	W	119-85
11/27/15	Northwestern State	W	119-81
12/15/16	Coastal Carolina	W	117-72
3/3/75	VCU	W	117-72
12/11/86	Austin Peay	W	115-93
12/18/82	Florida International	W	115-77
2/14/59	LSU	W	115-67
11/13/98	Southeastern Louisiana	W	114-60
12/9/93	Troy State	W	113-86
12/10/77	vs. Oklahoma State	W	112-94

2/12/94	LSU	W	111-83
12/2/58	Jacksonville State	W	111-54
2/29/92	Ole Miss	W	110-84
2/24/75	LSU	W	110-94
12/20/99	at Puerto Rico-Mayaguez	W	109-52
11/25/91	SIU Edwardsville	W	109-86
12/10/88	Texas Southern	W	109-81
12/16/77	at VCU	W	109-59
12/13/86	Southwestern Louisiana	W	107-91
3/6/78	Tennessee	W	107-94
12/29/64	vs. Furman	W	107-86
12/13/80	Eckerd College	W	106-66
12/30/57	Howard	W	106-47
11/21/14	Louisiana	W	105-80
11/29/03	vs. Grambling State	W	105-56
1/15/94	#3 Arkansas	L	105-117
12/1/66	The Citadel	W	105-83
12/5/00	Grambling	W	104-60
1/14/95	#4 Arkansas	W	104-90
12/28/91	vs. Eastern Kentucky	W	104-92
1/6/75	Ole Miss	W	104-86
12/21/81	Cal State-Chico	W	104-61
12/7/59	Howard	W	104-57
12/27/58	Florence State	W	104-78
12/12/87	at Illinois	L (OT)	103-107
3/8/76	Ole Miss	W	103-88
2/12/72	at Florida	W	103-100
12/29/71	at Furman	W	103-78
11/10/17	Norfolk State	W	102-74
2/13/99	Alabama	W	102-61
12/17/94	Alabama State	W	102-62
1/3/76	at LSU	W	102-86
12/3/63	Howard	W	102-44
12/16/00	vs. Oregon	W	101-97
1/6/96	Arkansas	W	101-76
12/18/93	at Old Dominion	W	101-87
2/13/65	LSU	W	101-60
1/2/57	Howard	W	101-70
11/26/02	Georgia State	W	100-71
1/2/00	Stony Brook	W	100-45
11/21/99	Arkansas-Pine Bluff	W	100-44
1/23/93	at #8 Arkansas	W	100-89
3/1/87	LSU	W	100-62
12/19/83	Eastern Kentucky	W	100-60

OPPONENT 100-POINT GAMES BY DATE

2/27/54	vs. Kentucky	L	79-109
2/25/57	at Kentucky	L	85-103
1/30/65	at Vanderbilt	L	77-105
1/29/66	at Kentucky	L	78-115
2/3/69	at Kentucky	L	93-105
3/2/70	at #1 Kentucky	L	81-102
12/12/70	at Ole Miss	L	96-108
1/9/71	LSU	L	92-106
1/23/71	at Vanderbilt	L	86-107
2/1/71	at #11 Kentucky	L	76-114
2/15/71	at LSU	L	94-114
3/1/71	#10 Kentucky	L	83-102
12/16/71	at Louisiana Tech	L	82-107
2/12/72	at Florida	W	103-100
3/6/72	at Kentucky	L	67-102
12/18/72	at Dayton	L	63-106
2/10/75	at #5 Kentucky	L	76-119
12/17/77	at Iona College	L	82-105
1/9/78	#1 Kentucky	L	77-101
2/6/78	at #1 Kentucky	L	81-104
2/20/78	LSU	L (OT)	95-101
2/4/81	at #6 Kentucky	L	74-102
2/1/87	#3 UNLV	L	85-104
2/14/87	at Tennessee	L	84-103
3/14/87	vs. #3 Indiana	L	90-107
12/12/88	at Illinois	L (OT)	103-107
3/19/88	vs. #8 Oklahoma	L	87-107

1/7/89	at LSU	L	77-104
2/8/89	#19 LSU	L	91-104
2/25/89	at UAB	L	76-105
11/26/89	at Alaska-Anchorage	L	94-109
3/2/91	at #13 Kentucky	L	93-114
12/11/91	Troy State	W	141-116
12/21/91	vs. South Alabama	L	87-107
1/4/92	at #16 Arkansas	L	92-110
12/28/93	vs. #7 Michigan	L	81-102
1/15/94	#3 Arkansas	L	105-117
2/21/98	at Arkansas	L	83-107
2/24/99	at Arkansas	L	88-104
1/25/00	at #11 Tennessee	L	76-105
3/2/04	at #5 Mississippi State	L	91-105
2/15/06	at #8 Tennessee	L	89-105
12/20/10	Sam Houston State	L	89-107
11/15/13	Northwestern State	L	92-111
2/10/15	#23 Arkansas	L	87-101
2/21/15	at #1 Kentucky	L	75-110
2/14/17	#13 Florida	L	95-114

OPPONENT 100-POINT GAMES BY POINTS

2/10/75	at #5 Kentucky	L	76-119
1/15/94	#3 Arkansas	L	105-117
12/11/91	Troy State	W	141-116
1/29/66	at #2 Kentucky	L	78-115
2/14/17	#13 Florida	L	95-114
3/2/91	at #13 Kentucky	L	93-114
2/15/71	at LSU	L	94-114
2/1/71	at #11 Kentucky	L	76-114
11/15/13	Northwestern State	L	92-111
2/21/15	at #1 Kentucky	L	75-110
1/4/92	at #16 Arkansas	L	92-110
11/26/89	at Alaska-Anchorage	L	94-109
2/27/54	vs. #2 Kentucky	L	79-109
12/12/70	at Ole Miss	L	96-108
12/20/10	Sam Houston State	L	89-107
2/21/98	at Arkansas	L	83-107
12/21/91	vs. South Alabama	L	87-107
3/19/88	vs. #8 Oklahoma	L	87-107
12/12/88	at Illinois	L (OT)	103-107
3/14/87	vs. #3 Indiana	L	90-107
12/16/71	at Louisiana Tech	L	82-107
1/23/71	at Vanderbilt	L	86-107
12/18/72	at Dayton	L	63-106
1/9/71	LSU	L	92-106
2/15/06	at #8 Tennessee	L	89-105
3/2/04	at #5 Mississippi State	L	91-105
1/25/00	at #11 Tennessee	L	76-105
2/25/89	at UAB	L	76-105
12/17/77	at Iona College	L	82-105
2/3/69	at #5 Kentucky	L	93-105
1/30/65	at Vanderbilt	L	77-105
2/24/99	at Arkansas	L	88-104
2/8/89	#19 LSU	L	91-104
1/7/89	at LSU	L	77-104
2/1/87	#3 UNLV	L	85-104
2/6/78	at #1 Kentucky	L	81-104
2/14/87	at Tennessee	L	84-103
2/25/57	at #3 Kentucky	L	85-103
12/28/93	vs. #7 Michigan	L	81-102
2/4/81	at #6 Kentucky	L	74-102
3/6/72	at Kentucky	L	67-102
3/1/71	#10 Kentucky	L	83-102
3/2/70	at #1 Kentucky	L	81-102
2/10/15	#23 Arkansas	L	87-101
2/20/78	LSU	L (OT)	95-101
1/9/78	#1 Kentucky	L	77-101
2/12/72	at Florida	W	103-100

OVERTIME RECORDS

SEASON	OPPONENT	AU-OPP	SITE
1906-07	Columbus YMCA	29-27	
1920-21	Mercer	36-31	H
1923-24	Birmingham Ath. Club	32-36	
1926-27	Georgia Tech	20-22	A
1930-31	North Carolina State	30-28	
1939-40	Georgia Tech	39-38	H
1950-51	Georgia	69-68	H
	Florida	83-77	H
1953-54	Howard	70-63	A
1955-56	Rice	80-82 (2OT)	A
	Georgia Tech	77-74	H
1956-57	Alabama	92-88	N
	Georgia Tech	67-76	A
	Alabama	79-81 (2OT)	N
1959-60	Tulane	53-51	A
	Alabama	63-61	A
1960-61	Georgia Tech	43-48	H
	Alabama	66-71	A
1962-63	Florida State	77-70 (2OT)	A
	Houston	71-69	A
	Alabama	81-78	N
	Georgia	70-67	H
	Alabama	74-67	N
1963-64	Miss. State	64-63	A
	Ole Miss	58-59	A
1965-66	Columbia	76-75	A
1966-67	Georgia Tech	76-78	A
	Mississippi State	55-59	A
	Alabama	99-96	A
1967-68	Tennessee	54-63	H
1968-69	Florida	81-80	H
1969-70	Mississippi State	71-69	A
1972-73	Georgia	72-84	A
	Florida	74-76	H
1973-74	Kentucky	99-97	H
1974-75	Georgia	90-93	A
1975-76	SMU	85-87	A
	Kentucky	91-84	H
	Tennessee	73-72	H
1976-77	Vanderbilt	76-71	A
1977-78	LSU	95-101	H
	Mississippi State	82-83	A
1978-79	Kentucky	83-86	H
	Florida	93-92	A
	Ole Miss	56-54 (2OT)	H
	Georgia	95-91 (4OT)	N
1979-80	Arkansas State	62-69	N
	Alabama	46-50	H
	Georgia	69-65	A
1980-81	Air Force	46-48	N
	Florida	48-50	N
1981-82	Kentucky	83-81	H
	Mississippi State	38-36	N

SEASON	OPPONENT	AU-OPP	SITE
1983-84	UAB	62-69	A
1984-85	Kentucky	47-49	H
	Florida	81-78	A
	Alabama	72-74 (2OT)	A
	Alabama	53-49	N
1985-86	Southwestern Louisiana	64-66	A
	Georgia	87-86	A
1986-87	Georgia	62-58	H
1987-88	Illinois	103-107	A
1990-91	Georgia	59-58 (2OT)	A
	Florida	84-87	H
1993-94	Georgia	80-83	H
	Mississippi State	86-91	H
	Ole Miss	85-88 (2OT)	A
1995-96	Mississippi State	75-78	H
	Tulane (NIT)	73-87	H
1996-97	Colorado	72-78	N
	Hawaii-Hilo	98-92	A
1997-98	Mississippi State	68-66	H
	Marquette (NIT)	60-75	A
1999-00	Ole Miss	77-79	A
	South Carolina	77-72	N
2000-01	Toledo	90-95 (2OT)	N
	Oregon	101-97	N
	Tennessee	88-96 (2OT)	H
	Georgia	80-85	A
	Alabama	72-69	H
2002-03	St. Joe's (NCAA Tournament)	65-63	N
2003-04	South Carolina	51-53	H
2004-05	Colorado State	79-76	H
	UNLV	87-91	H
	Florida	78-84	H
2006-07	Nicholls State	92-87	H
2008-09	Dayton	59-60	N
2009-10	Arkansas	79-82	A
	Mississippi State	75-85	A
2010-11	UNC Asheville	69-70	H
	Georgia Southern	88-84	H
	Georgia	72-81	A
2011-12	Ole Miss	69-68 (2OT)	H
	LSU	58-65	A
2012-13	Rhode Island	72-78 (2OT)	H
	Arkansas	80-88 (2OT)	A
	Mississippi State	71-74	A
2014-15	Xavier	89-88 (2OT)	H
	LSU (SEC Tournament)	73-70	N
2015-16	Middle Tennessee (Nashville)	81-88	A
2016-17	UConn (Hartford, Conn.)	70-67	A
	vs. Missouri (SEC Tournament)	83-86	N

Won 49, Lost 53 (.471)
(Bold - Games won by Auburn)

AUBURN IN THE TOP 25

1954-55		1962-63		Dec. 22	5	Nov. 29	7
Jan. 10	20	Dec. 31	10	Dec. 29	5	Dec. 6	8
1957-58		Feb. 8	9	Jan. 5	13	Dec. 13	6
Feb. 24	20	1974-75		Jan. 12	10	Dec. 20	7
March 3	16	Jan. 20	20	Jan. 19	17	Dec. 27	4
March 10	16	Jan. 27	14	Jan. 26	18	Jan. 3	4
1958-59		1975-76		Feb. 2	20	Jan. 10	4
Dec. 8	12	Preseason	20	Jan. 17	4	Jan. 17	4
Dec. 15	13	Dec. 1	17	Jan. 24	7	Jan. 24	7
Dec. 22	8	Dec. 8	17	Jan. 31	10	Jan. 31	10
Dec. 29	9	Dec. 15	17	Feb. 7	9	Feb. 7	9
Jan. 5	6	1976-77		Feb. 14	12	Feb. 14	12
Jan. 12	5	Dec. 27	20	Feb. 21	11	Feb. 21	11
Jan. 19	5	1982-83		Feb. 28	19	Feb. 28	19
Jan. 26	4	Jan. 17	20	March 13	24	March 13	24
Feb. 2	4	1983-84		1987-88			
Febr. 9	4	Jan. 30	19	Jan. 11	19	2002-03	
Feb. 16	2	Feb. 6	16	Jan. 22	21	Jan. 20	24
Feb. 23	6	Feb. 20	19	Jan. 29	22	2017-18	
March 2	7	1985-86		Dec. 14	19	Jan. 8	22
March 9	8	Preseason	10	Dec. 21	18	Jan. 15	17
1959-60		Nov. 25	19	Dec. 28	17	Jan. 22	17
Feb. 8	17	Dec. 2	19	Jan. 4	14	Jan. 29	11
Feb. 15	17	1986-87		Jan. 11	8	Feb. 5	8
Feb. 22	13	Preseason	12	Jan. 18	6	Feb. 12	10
Feb. 29	11	Dec. 1	7	Jan. 25	7	Feb. 19	12
March 7	11	Dec. 8	7	Feb. 1	6	Feb. 26	14
1960-61		Dec. 15	6	Feb. 8	3	March 5	16
Dec. 12	11	1988-89		Feb. 15	3	March 12	19
Dec. 19	9	Preseason	4	Feb. 22	2	March 19	19
Dec. 26	9	Nov. 15	3	March 1	4	1999-2000	
Jan. 2	10	Dec. 2	4	March 8	4	Preseason	4
				Nov. 22	2	Nov. 15	3
						Nov. 22	2

CONSECUTIVE WEEKS RANKED

31	From Dec. 14, 1998-Mar. 13, 2000
14	From Dec. 8, 1958-Mar. 9, 1959
11	Preseason 1986-1987-Feb. 2, 1987
11	From Jan. 8, 2018-Present

RECORD VS. RANKED TEAMS

vs. Top 25	61-204
vs. Top 20	52-187
vs. Top 15	40-147
vs. Top 10	25-107
vs. Top 5	7-54

RECORD WHEN RANKED

when ranked in Top 25	109-45
when ranked in Top 20	100-38
when ranked in Top 15	78-24
when ranked in Top 10	57-19
when ranked in Top 5	27-9

PRESEASON RANKING

Season	Rank
1976	20
1986	10
1987	12
2000	4

FINAL RANKINGS

Season	Rank
1958	16
1959	8
1960	11
1999	4
2000	24
2017	19

HIGHEST RANKING ACHIEVED

2	November 22, 2000
---	-------------------

WHEN AUBURN IS RANKED		
Rank	Record	Last Game
1	0-0	none
2	1-4	L, 58-67 vs Stanford (11/27/99)
3	5-0	W, 100-44 vs Arkansas-PB (11/21/99)
4	15-3	L, 77-79 at Ole Miss (1/22/00)
5	6-2	W, 55-54 vs Florida State (12/5/99)
6	11-1	W, 87-67 vs Pepperdine (12/22/99)
7	6-1	W, 73-57 vs Mississippi State (1/29/00)
8	6-4	W, 78-61 at Georgia (2/10/18)
9	3-0	W, 76-50 vs Florence State (1/2/61)
10	4-4	L, 75-84 at South Carolina (2/17/18)
11	6-0	W, 93-81 vs Vanderbilt (2/3/18)
12	3-1	L, 66-72 at Florida (2/24/18)
13	6-2	L, 55-64 at Arkansas (3/5/00)
14	4-2	W, 79-70 vs South Carolina (3/3/18)
15	2-0	W, 90-62 vs Tennessee (1/2/99)
16	1-2	L, 63-81 vs Alabama (3/9/18)
17	11-3	W, 95-70 vs LSU (1/27/18)
18	3-2	W, 88-70 at Navy (12/19/98)
19	4-2	L, 53-84 vs Clemson (3/18/18)
20	3-5	L, 71-75 at Georgia (2/7/87)
21	0-1	L, 69-82 at Ole Miss (1/24/96)
22	5-3	W, 76-68 at Mississippi State (1/13/18)
23	3-1	L, 67-75 vs Arkansas (3/12/00)
24	1-2	L, 79-85 at Georgia (1/25/03)
25	0-0	none

AUBURN VS. RANKED OPPONENTS		
Rank	Record	Last Game
1	1-11	L, 67-91 vs. Kentucky (3/14/15)
2	1-14	L, 66-71 at Florida (2/19/14)
3	0-15	L, 81-93 vs. Kentucky (3/10/95)
4	3-5	L, 70-73 vs. Florida (3/1/03)
5	2-9	L, 73-81 at Kentucky (2/23/05)
6	3-7	L, 72-92 at Kentucky (1/14/17)
7	3-13	L, 61-68 vs. Florida (1/18/14)
8	4-12	L, 89-105 at Tennessee (2/15/06)
9	5-15	L, 55-81 at Tennessee (1/14/10)
10	3-6	W, 78-70 vs. Florida (3/10/00)
11	3-10	L, 47-63 at Florida (2/21/12)
12	3-7	L, 79-81 vs. Illinois (12/29/12)
13	5-11	L, 95-114 vs. Florida (2/14/17)
14	3-7	L, 56-64 vs. Kentucky (2/14/14)
15	1-5	W, 80-77 vs. Ole Miss (1/19/08)
16	2-3	L, 92-110 at Arkansas (1/4/92)
17	3-12	L, 71-96 vs. Purdue (11/23/16)
18	2-7	L, 60-77 vs. Vanderbilt (2/19/11)
19	3-10	L, 88-91 at Mississippi St. (2/4/12)
20	2-8	L, 53-84 vs Clemson (3/18/18)
21	1-2	L, 68-70 vs Missouri (1/11/14)
22	2-1	W, 88-77 vs Arkansas (1/6/18)
23	3-4	W, 94-84 at Tennessee (1/2/18)
24	2-7	L, 69-84 at LSU (2/1/06)
25	1-3	W, 86-77 at Alabama (2/24/07)

RANKED AUBURN VS. OPPONENTS BY DATE (OVERALL: 109-45)

1/15/55	#20 Auburn vs. #14 Alabama	L	78-99	12/13/75	#17 Auburn at South Florida	W	79-78
3/1/58	#16 Auburn vs. Alabama	W	67-65	12/19/75	#17 Auburn vs. SMU	L	85-87 (OT)
12/17/58	Florida State at #13 Auburn	W	95-74	12/20/75	#17 Auburn vs. Tulsa	W	92-74
12/19/58	#13 Auburn vs. Wyoming	W	70-47	12/28/76	#20 Auburn vs. Creighton	L	76-81
12/20/58	#13 Auburn vs. Alabama	W	79-60	12/29/76	#20 Auburn vs. Rutgers	W	78-75
12/27/58	Florence State at #8 Auburn	W	104-78	1/3/77	#4 Alabama at #20 Auburn	L	71-74
12/29/58	#8 Auburn at Florida State	W	69-62	1/22/83	Georgia at #20 Auburn	W	66-64
1/3/59	Mississippi St. at #9 Auburn	W	97-66	1/31/84	Ole Miss at #19 Auburn	W	60-50
1/5/59	Ole Miss at #9 Auburn	W	60-47	2/5/84	#19 Auburn at Florida	W	67-65
1/10/59	#6 Auburn at Florida	W	63-54	2/11/84	#16 Auburn at #6 Kentucky	L	64-84
1/17/59	#5 Auburn vs. Alabama	W	57-55	11/22/85	#10 Auburn vs. West Virginia	L	58-75
1/21/59	Georgia Tech at #5 Auburn	W	66-55	11/28/86	#12 Auburn at UAB	W	68-58
1/24/59	#5 Auburn at Georgia	W	81-61	12/1/86	Armstrong St. at #12 Auburn	W	94-54
1/31/59	#4 Auburn at Vanderbilt	W	64-61	12/11/86	Austin Peay at #7 Auburn	W	115-93
2/3/59	#4 Auburn at Georgia Tech	W	51-40	12/13/86	SW Louisiana at #7 Auburn	W	107-91
2/7/59	Georgia at #4 Auburn	W	95-69	12/15/86	#7 Auburn at Eastern Kentucky	W	97-82
2/9/59	Florida at #4 Auburn	W	93-71	12/18/86	Augusta College at #6 Auburn	W	89-66
2/14/59	LSU at #4 Auburn	W	115-67	12/28/86	#5 Auburn vs. Iowa State	W	89-87
2/16/59	Tulane at #4 Auburn	W	79-56	12/29/86	#5 Auburn vs. UTEP	L	82-87
2/21/59	#2 Auburn at #3 Kentucky	L	56-75	1/3/87	#11 Kentucky at #5 Auburn	L	60-63
2/23/59	#2 Auburn at Tennessee	L	55-56	1/7/87	Georgia at #13 Auburn	W	62-58 (OT)
2/28/59	#6 Auburn vs. Alabama	W	69-50	1/10/87	#13 Auburn at Mississippi St.	W	66-52
2/13/60	#17 Auburn at LSU	W	63-61	1/14/87	Tennessee at #10 Auburn	W	66-56
2/15/60	#17 Auburn at Tulane	W	53-51 (OT)	1/17/87	#10 Auburn at Vanderbilt	L	75-91
2/20/60	Kentucky at #17 Auburn	W	61-60	1/22/87	#17 Auburn at #13 Alabama	L	82-88
2/22/60	Tennessee at #17 Auburn	W	72-63	1/24/87	Ole Miss at #17 Auburn	W	85-61
2/27/60	#13 Auburn vs. Alabama	W	63-61 (OT)	1/28/87	#18 Auburn at LSU	L	73-75
12/16/60	#11 Auburn vs. Virginia Tech	W	76-73	1/31/87	#19 Florida at #18 Auburn	W	81-68
12/17/60	#11 Auburn vs. Alabama	W	74-62	1/1/87	#3 UNLV at #18 Auburn	L	85-104
1/2/61	Florence State at #9 Auburn	W	76-50	2/4/87	#20 Auburn at Kentucky	L	71-75
1/7/61	Mississippi St. at #10 Auburn	L	48-56	2/7/87	#20 Auburn at Georgia	L	71-75
1/25/75	#20 Auburn at LSU	W	87-78	1/13/88	#19 Auburn at Georgia	L	68-87
1/27/75	Georgia at #14 Auburn	W	65-64	1/16/88	Mississippi St. at #19 Auburn	W	65-57
2/1/75	#14 Auburn at #9 Alabama	L	53-77	1/21/96	LSU at #23 Auburn	W	95-87
12/3/75	#17 Auburn at Western Carolina	W	88-76	1/24/96	#21 Auburn at Ole Miss	L	69-82



RANKED AUBURN VS. OPPONENTS BY DATE (OVERALL: 109-45)

1/31/96	#22 Auburn at Vanderbilt	L	62-76	1/8/00	Georgia at #4 Auburn	W	67-52
2/4/96	Mississippi St. at #22 Auburn	L	75-78 (OT)	1/11/00	#20 Kentucky at #4 Auburn	W	66-63
2/7/96	South Carolina at #22 Auburn	W	84-73	1/16/00	#4 Auburn at Mississippi St.	W	51-45
2/10/96	#22 Auburn at Florida	W	73-70	1/19/00	South Carolina at #4 Auburn	W	65-61
12/12/98	#24 Auburn at UAB	W	77-64	1/22/00	#4 Auburn at Ole Miss	L	77-79 (OT)
12/15/98	Wofford at #18 Auburn	W	79-51	1/25/00	#7 Auburn at #11 Tennessee	L	76-105
12/19/98	#18 Auburn at Navy	W	88-70	1/29/00	Mississippi St. at #7 Auburn	W	73-57
12/29/98	Bethune Cookman at #15 Auburn	W	99-46	2/2/00	Alabama at #10 Auburn	W	77-63
1/2/99	Tennessee at #15 Auburn	W	90-62	2/5/00	Arkansas at #10 Auburn	W	73-55
1/6/99	#18 Arkansas at #14 Auburn	W	83-66	2/9/00	#8 Auburn at #25 LSU	L	68-83
1/9/99	#14 Auburn at LSU	W	73-70	2/16/00	#11 Auburn at #24 Vanderbilt	W	86-80
1/13/99	#8 Auburn at Ole Miss	W	74-59	2/19/00	Ole Miss at #11 Auburn	W	75-72
1/16/99	Florida at #8 Auburn	W	88-69	2/22/00	#8 Auburn at Alabama	L	64-68
1/20/99	#6 Auburn at #7 Kentucky	L	62-72	2/27/00	#8 Auburn at #9 Florida	L	59-88
1/23/99	#6 Auburn at Alabama	W	73-58	3/1/00	#12 LSU at #13 Auburn	L	53-55
1/27/99	Mississippi St. at #7 Auburn	W	64-54	3/5/00	#13 Auburn at Arkansas	L	55-64
1/30/99	#7 Auburn at Georgia	W	85-74	3/10/00	#23 Auburn vs. #10 Florida	W	78-70
2/3/99	#6 Auburn at South Carolina	W	76-48	3/11/00	#23 Auburn vs. South Carolina	W	77-72 (OT)
2/6/99	LSU at #6 Auburn	W	80-54	3/12/00	#23 Auburn vs. Arkansas	L	67-75
2/9/99	Ole Miss at #3 Auburn	W	95-66	3/16/00	#22 Auburn vs. Creighton	W	72-69
2/13/99	Alabama at #3 Auburn	W	102-61	3/18/00	#22 Auburn vs. #6 Iowa St.	L	60-79
2/17/99	Vanderbilt at #3 Auburn	W	81-63	1/22/03	#24 Auburn at #8 Kentucky	L	51-67
2/24/99	#2 Auburn at Arkansas	L	84-104	1/25/03	#24 Auburn at #19 Georgia	L	79-85
2/27/99	#2 Auburn at Mississippi St.	W	76-73	1/9/18	Ole Miss at #22 Auburn	W	85-70
3/5/99	#4 Auburn vs. Alabama	W	93-61	1/13/18	#22 Auburn at Mississippi St.	W	76-68
3/6/99	#4 Auburn vs. #14 Kentucky	L	57-69	1/17/18	#17 Auburn at Alabama	L	71-76
3/11/99	#4 Auburn vs. Winthrop	W	80-41	1/20/18	Georgia at #17 Auburn	W	79-65
3/13/99	#4 Auburn vs. Oklahoma St.	W	81-74	1/24/18	#17 Auburn at Missouri	W	91-73
3/18/99	#4 Auburn vs. Ohio State	L	64-72	1/27/18	LSU at #17 Auburn	W	95-70
11/19/99	UAB at #3 Auburn	W	65-59	1/30/18	#11 Auburn at Ole Miss	W	79-70
11/21/99	Arkansas-PB at #3 Auburn	W	100-44	2/3/18	Vanderbilt at #11 Auburn	W	93-81
11/27/99	#2 Auburn vs. #7 Stanford	L	58-67	2/7/18	Texas A&M #8 Auburn	L	80-81
12/1/99	Belmont at #5 Auburn	W	65-56	2/10/18	#8 Auburn at Georgia	W	78-61
12/5/99	Florida State at #5 Auburn	W	55-54	2/14/18	Kentucky at #10 Auburn	W	76-66
12/11/99	#8 Auburn vs. Pennsylvania	W	77-70	2/17/18	#10 Auburn at South Carolina	L	75-84
12/13/99	Coppin St. at #6 Auburn	W	63-35	2/21/18	Alabama at #12 Auburn	W	90-71
12/16/99	#6 Auburn vs. Bradley	W	78-64	2/24/18	#12 Auburn at Florida	L	66-72
12/20/99	#6 Auburn v. Puerto Rico-Mayaguez	W	109-52	2/27/18	#14 Auburn at Arkansas	L	82-91
12/21/99	#6 Auburn vs. Virginia Tech	W	73-63	3/3/18	South Carolina at #14 Auburn	W	79-70
12/22/99	#6 Auburn vs. Pepperdine	W	87-67	3/9/18	#16 Auburn vs. Alabama	L	63-81
12/30/99	Southern Miss at #4 Auburn	W	56-50	3/16/18	#19 Auburn vs. Charleston	W	62-58
1/2/00	Stony Brook at #4 Auburn	W	100-45	3/18/18	#19 Auburn vs. #20 Clemson	L	53-84

#WAREAGLE • #UNFINISHEDBUSINESS

AUBURN MEN'S BASKETBALL



The 2017-18 Tigers played 19 games as a ranked team to close the season.

RANKED AUBURN VS. OPPONENTS BY AUBURN RANKING (OVERALL: 109-45)

NO. 1 AUBURN VS. OPPONENTS (0-0)

NO. 2 AUBURN VS. OPPONENTS (1-4)

2/21/59	#2 Auburn at #3 Kentucky	L	56-75
2/23/59	Tennessee at #2 Auburn	L	55-56
2/24/99	#2 Auburn at Arkansas	L	84-104
2/27/99	#2 Auburn at Miss. St.	W	76-73
11/27/99	#2 Auburn vs. #7 Stanford	L	58-67

NO. 3 AUBURN VS. OPPONENTS (5-0)

2/9/99	Ole Miss at #3 Auburn	W	95-66
2/13/99	Alabama at #3 Auburn	W	102-61
2/17/99	Vanderbilt at #3 Auburn	W	81-63
11/19/99	UAB at #3 Auburn	W	65-59
11/21/99	Arkansas-PB at #3 Auburn	W	100-44

NO. 4 AUBURN VS. OPPONENTS (15-3)

1/31/59	#4 Auburn at Vanderbilt	W	64-61
2/3/59	#4 Auburn at Georgia Tech	W	51-40
2/7/59	Georgia at #4 Auburn	W	95-69
2/9/59	Florida at #4 Auburn	W	93-71
2/14/59	LSU at #4 Auburn	W	115-67
2/16/59	Tulane at #4 Auburn	W	79-56
3/5/99	#4 Auburn vs. Alabama	W	93-61
3/6/99	#4 Auburn vs. #14 Kentucky	L	57-69
3/11/99	#4 Auburn vs. Winthrop	W	80-41
3/13/99	#4 Auburn vs. Oklahoma St.	W	81-74
3/18/99	#4 Auburn vs. Ohio State	L	64-72
12/30/99	Southern Miss at #4 Auburn	W	56-50
1/2/00	Stony Brook at #4 Auburn	W	100-45
1/8/00	Georgia at #4 Auburn	W	67-52
1/11/00	#20 Kentucky at #4 Auburn	W	66-63
1/16/00	#4 Auburn at Mississippi St.	W	51-45
1/19/00	South Carolina at #4 Auburn	W	65-61
1/22/00	#4 Auburn at Ole Miss	L	77-79 (OT)

NO. 5 AUBURN VS. OPPONENTS (6-2)

1/17/59	#5 Auburn vs. Alabama	W	57-55
1/21/59	Georgia Tech at #5 Auburn	W	66-55
1/24/59	#5 Auburn at Georgia	W	81-61
12/28/86	#5 Auburn vs. Iowa State	W	89-87
12/29/86	#5 Auburn vs. UTEP	L	82-87
1/3/87	#11 Kentucky at #5 Auburn	L	60-63
12/1/99	Belmont at #5 Auburn	W	65-56
12/5/99	Florida State at #5 Auburn	W	55-54

NO. 6 AUBURN VS. OPPONENTS (11-1)

1/10/59	#6 Auburn at Florida	W	63-54
2/28/59	#6 Auburn vs. Alabama	W	69-50
12/18/86	Augusta Col. at #6 Auburn	W	89-66
1/20/99	#6 Auburn at #7 Kentucky	L	62-72
1/23/99	#6 Auburn at Alabama	W	73-58
2/3/99	#6 Auburn at South Carolina	W	76-48
2/6/99	LSU at #6 Auburn	W	80-54
12/13/99	Coppin St. at #6 Auburn	W	63-35
12/16/99	#6 Auburn vs. Bradley	W	78-64
12/20/99	#6 Auburn vs. Puerto Rico-Mayaguez	W	109-52
12/21/99	#6 Auburn vs. Virginia Tech	W	73-63
12/22/99	#6 Auburn vs. Pepperdine	W	87-67

NO. 7 AUBURN VS. OPPONENTS (6-1)

12/11/86	Austin Peay at #7 Auburn	W	115-93
12/13/86	SW Louisiana at #7 Auburn	W	107-91
12/15/86	#7 Auburn at Eastern Kentucky	W	97-82
12/27/99	Mississippi St. at #7 Auburn	W	64-54
1/30/99	#7 Auburn at Georgia	W	85-74
1/25/00	#7 Auburn at #11 Tennessee	L	76-105
1/29/00	Mississippi St. at #7 Auburn	W	73-57

NO. 8 AUBURN VS. OPPONENTS (6-4)

12/27/58	Florence St. at #8 Auburn	W	104-78
12/29/58	#8 Auburn at Florida State	W	69-62
1/13/99	#8 Auburn at Ole Miss	W	74-59
1/16/99	Florida at #8 Auburn	W	88-69
12/11/99	#8 Auburn vs. Pennsylvania	W	77-70
2/9/00	#8 Auburn at #25 LSU	L	68-83
2/22/00	#8 Auburn at Alabama	L	64-68
2/27/00	#8 Auburn at #9 Florida	L	59-88
2/7/18	Texas A&M #8 Auburn	L	80-81
2/10/18	#8 Auburn at Georgia	W	78-61

NO. 9 AUBURN VS. OPPONENTS (3-0)

1/3/59	#8 Mississippi St. at #9 Auburn	W	97-66
1/5/59	Ole Miss at #9 Auburn	W	60-47
1/2/61	Florence State at #9 Auburn	W	76-50

NO. 10 AUBURN VS. OPPONENTS (4-4)

1/7/61	Mississippi St. at #10 Auburn	L	48-56
11/22/85	#10 Auburn vs. West Virginia	L	58-75
1/14/87	Tennessee at #10 Auburn	W	66-56
1/17/87	#10 Auburn at Vanderbilt	L	75-91
2/2/00	Alabama at #10 Auburn	W	77-63
2/5/00	Arkansas at #10 Auburn	W	73-55
2/14/18	Kentucky at #10 Auburn	W	76-66
2/17/18	#10 Auburn at South Carolina	L	75-84

NO. 11 AUBURN VS. OPPONENTS (6-0)

12/16/60	#11 Auburn vs. Virginia Tech	W	76-73
12/17/60	#11 Auburn vs. Alabama	W	74-62
2/16/00	#11 Auburn at #24 Vanderbilt	W	86-80
2/19/00	Ole Miss at #11 Auburn	W	75-72
1/30/18	#11 Auburn at Ole Miss	W	79-70
2/3/18	Vanderbilt at #11 Auburn	W	93-81

NO. 12 AUBURN VS. OPPONENTS (3-1)

11/28/86	#12 Auburn at UAB	W	68-58
12/1/86	Armstrong St. at #12 Auburn	W	94-54
2/21/18	Alabama at #12 Auburn	W	90-71
2/24/18	#12 Auburn at Florida	L	66-72

NO. 13 AUBURN VS. OPPONENTS (6-2)

12/17/58	Florida State at #13 Auburn	W	95-74
12/19/58	#13 Auburn vs. Wyoming	W	70-47
12/20/58	#13 Auburn vs. Alabama	W	79-60
2/27/60	#13 Auburn vs. Alabama	W	63-61 (OT)
1/7/87	Georgia at #13 Auburn	W	62-58 (OT)
1/10/87	#13 Auburn at Mississippi St.	W	66-52
3/1/00	#12 LSU at #13 Auburn	L	53-55
3/5/00	#13 Auburn at Arkansas	L	55-64

RANKED AUBURN VS. OPPONENTS BY AUBURN RANKING (OVERALL: 109-45)

NO. 14 AUBURN VS. OPPONENTS (4-2)

1/27/75	Georgia at #14 Auburn	W	65-64
2/1/75	#14 Auburn at #9 Alabama	L	53-77
1/6/99	#18 Arkansas at #14 Auburn	W	83-66
1/9/99	#14 Auburn at LSU	W	73-70
2/27/18	#14 Auburn at Arkansas	L	82-91
3/3/18	South Carolina at #14 Auburn	W	79-70

NO. 15 AUBURN VS. OPPONENTS (2-0)

12/29/98	Bethune-Cookman at #15 Auburn	W	99-46
1/2/99	Tennessee at #15 Auburn	W	90-62

NO. 16 AUBURN VS. OPPONENTS (1-2)

3/1/58	#16 Auburn vs. Alabama	W	67-65
2/11/84	#16 Auburn at #6 Kentucky	L	64-84
3/9/18	#16 Auburn vs. Alabama	L	63-81

NO. 17 AUBURN VS. OPPONENTS (11-3)

2/13/60	#17 Auburn at LSU	W	63-61
2/15/60	#17 Auburn at Tulane	W	53-51 (OT)
2/20/60	Kentucky at #17 Auburn	W	61-60
2/22/60	Tennessee at #17 Auburn	W	72-63
12/3/75	#17 Auburn at Western Carolina	W	88-76
12/13/75	#17 Auburn at South Florida	W	79-78
12/19/75	#17 Auburn vs. SMU	L	85-87 (OT)
12/20/75	#17 Auburn vs. Tulsa	W	92-74
1/22/87	#17 Auburn at #13 Alabama	L	82-88
1/24/87	Ole Miss at #17 Auburn	W	85-61
1/17/18	#17 Auburn at Alabama	L	71-76
1/20/18	Georgia at #17 Auburn	W	79-65
1/24/18	#17 Auburn at Missouri	W	91-73
1/27/18	LSU at #17 Auburn	W	95-70

NO. 18 AUBURN VS. OPPONENTS (3-2)

1/28/87	#18 Auburn at LSU	L	73-75
1/31/87	#19 Florida at #18 Auburn	W	81-68
2/1/87	#3 UNLV at #18 Auburn	L	85-104
12/15/98	Wofford at #18 Auburn	W	79-51
12/19/98	#18 Auburn at Navy	W	88-70

NO. 19 AUBURN VS. OPPONENTS (4-2)

1/31/84	Ole Miss at #19 Auburn	W	60-50
2/5/84	#19 Auburn at Florida	W	67-65
1/13/88	#19 Auburn at Georgia	L	68-87
1/16/88	Mississippi St. at #19 Auburn	W	65-57
3/16/18	#19 Auburn vs. Charleston	W	62-58
3/18/18	#19 Auburn vs. #20 Clemson	L	53-84

NO. 20 AUBURN VS. OPPONENTS (3-5)

1/15/55	#20 Auburn vs. #14 Alabama	L	78-99
1/25/75	#20 Auburn at LSU	W	87-78
12/28/76	#20 Auburn vs. Creighton	L	76-81
12/29/76	#20 Auburn vs. Rutgers	W	78-75
1/3/77	#4 Alabama at #20 Auburn	L	71-74
1/22/83	Georgia at #20 Auburn	W	66-64
2/4/87	#20 Auburn at Kentucky	L	71-75
2/7/87	#20 Auburn at Georgia	L	71-75

NO. 21 AUBURN VS. OPPONENTS (0-1)

1/24/96	#21 Auburn at Ole Miss	L	69-82
---------	------------------------	---	-------

NO. 22 AUBURN VS. OPPONENTS (5-3)

1/31/96	#22 Auburn at Vanderbilt	L	62-76
2/4/96	Mississippi St. at #22 Auburn	L	75-78 (OT)
2/7/96	South Carolina at #22 Auburn	W	84-73
2/10/96	#22 Auburn at Florida	W	73-70
3/16/00	#22 Auburn vs. Creighton	W	72-69
3/18/00	#22 Auburn vs. #6 Iowa St.	L	60-79
1/9/18	Ole Miss at #22 Auburn	W	85-70
1/13/18	#22 Auburn at Mississippi St.	W	76-68

NO. 23 AUBURN VS. OPPONENTS (3-0)

1/21/96	LSU at #23 Auburn	W	95-87
3/10/00	#23 Auburn vs. #10 Florida	W	78-70
3/11/00	#23 Auburn vs. South Carolina	W	77-72 (OT)
3/12/00	#23 Auburn vs. Arkansas	L	67-75

NO. 24 AUBURN VS. OPPONENTS (1-2)

12/12/98	#24 Auburn at UAB	W	77-64
1/22/03	#24 Auburn at #8 Kentucky	L	51-67
1/25/03	#24 Auburn at #19 Georgia	L	79-85

NO. 25 AUBURN VS. OPPONENTS (0-0)

AUBURN VS. RANKED OPPONENTS BY DATE (62-207)

1/5/51	Auburn at #3 Kentucky	L	35-79	12/3/70	Auburn at #3 South Carolina	L	69-86
3/2/51	Auburn vs. #1 Kentucky	L	54-84	12/5/70	#19 N.C. State at Auburn	W	91-85
2/14/53	#8 LSU at Auburn	L	57-65	1/30/71	Auburn at #8 Tennessee	L	68-90
12/30/53	#19 Vanderbilt at Auburn	L	48-96	2/1/71	Auburn at #11 Kentucky	L	76-114
2/20/54	Auburn at #13 LSU	L	59-77	2/27/71	#17 Tennessee at Auburn	L	71-76
2/27/54	Auburn vs. #2 Kentucky	L	79-109	3/1/71	#10 Kentucky at Auburn	L	83-102
1/15/55	#20 Auburn vs. #16 Alabama	L	78-99	12/1/71	#12 South Carolina at Auburn	L	63-84
2/5/55	Auburn at #20 Vanderbilt	L	74-79	1/20/73	#11 Alabama at Auburn	L	64-76
2/26/55	Auburn at #2 Kentucky	L	59-93	2/17/73	Auburn at #17 Alabama	L	75-87
3/5/55	Auburn vs. #11 Alabama	L	80-84	12/1/73	Auburn vs. #17 Jacksonville	L	78-90
12/20/55	Auburn at #15 Oklahoma City	L	58-76	2/2/74	#8 Alabama at Auburn	L	64-73
1/14/56	Auburn vs. #19 Alabama	L	77-86	2/18/74	#5 Vanderbilt at Auburn	L	79-89
2/4/56	Auburn vs. #7 Kentucky	L	81-82	3/4/74	Auburn at #7 Alabama	L	84-97
2/27/56	#7 Vanderbilt at Auburn	W	74-65	1/11/75	#7 Kentucky at Auburn	W	90-85
3/2/56	Auburn vs. #3 Alabama	L	82-93	2/1/75	#14 Auburn at #9 Alabama	L	53-77
2/25/57	Auburn at #3 Kentucky	L	85-103	3/8/75	#7 Alabama at Auburn	W	76-70
1/4/58	Auburn at #9 Mississippi St.	L	42-70	12/27/75	Auburn at #9 N.C. State	L	74-79
2/22/58	#20 Tennessee at Auburn	W	72-66	1/10/76	#10 Alabama at Auburn	L	62-63
2/24/58	Auburn vs. #13 Kentucky	W	64-63	1/19/76	Auburn at #9 Tennessee	L	78-83
1/3/59	#8 Mississippi St. at #9 Auburn	W	97-66	2/7/76	Auburn at #17 Alabama	L	75-86
2/21/59	#2 Auburn at #3 Kentucky	L	56-75	2/16/76	#8 Tennessee at Auburn	W	73-72 (OT)
1/19/60	Auburn at #6 Georgia Tech	W	66-59	1/3/77	#4 Alabama at #20 Auburn	W	74-71
2/2/60	#6 Georgia Tech at Auburn	W	48-45	1/15/77	#2 Kentucky at Auburn	L	68-75
1/6/62	Auburn at #9 Mississippi St.	L	48-51	2/5/77	#11 Tennessee at Auburn	L	83-93
2/26/62	#3 Kentucky at Auburn	L	60-63	2/12/77	Auburn at #3 Kentucky	L	82-89
1/22/63	Auburn at #9 Georgia Tech	L	64-69	3/5/77	Auburn at #12 Alabama	L	77-81
2/1/64	#5 Vanderbilt at Auburn	W	81-63	1/9/78	#1 Kentucky at Auburn	L	77-101
2/22/64	Auburn vs. #3 Kentucky	L	79-99	2/6/78	Auburn at #1 Kentucky	L	81-104
2/22/65	Auburn at #8 Tennessee	L	38-69	1/15/79	Auburn at #13 LSU	L	82-94
3/1/65	#9 Vanderbilt at Auburn	L	64-79	1/20/79	#18 Alabama at Auburn	L	76-83
1/29/66	Auburn at #2 Kentucky	L	78-115	1/27/79	Auburn at #19 Vanderbilt	L	59-66
1/31/66	Auburn at #4 Vanderbilt	L	63-68	2/17/79	Auburn at #20 Alabama	L	73-80
2/12/66	#1 Kentucky at Auburn	L	64-77	3/2/79	Auburn vs. #20 Tennessee	L	64-75
2/14/66	#5 Vanderbilt at Auburn	L	76-91	1/2/80	Auburn at #2 Kentucky	L	65-67
12/31/66	#9 Vanderbilt at Auburn	W	64-51	1/16/80	Auburn at #14 LSU	L	82-93
1/9/67	Auburn at #10 Mississippi St.	L	54-59	1/30/80	#3 Kentucky at Auburn	L	62-64
2/25/67	#9 Tennessee at Auburn	L	45-54	2/13/80	#5 LSU at Auburn	L	44-50
1/15/68	#8 Vanderbilt at Auburn	L	65-74	2/28/80	Auburn vs. #2 Kentucky	L	61-69
2/26/68	Auburn at #5 Kentucky	L	57-89	1/7/81	#4 Kentucky at Auburn	L	66-79
12/4/68	Auburn at #9 Vanderbilt	L	70-73	1/21/81	#5 LSU at Auburn	L	64-74
12/20/68	#9 Kentucky at Auburn	W	74-73	2/4/81	Auburn at #6 Kentucky	L	74-102
2/3/69	Auburn at #5 Kentucky	L	93-105	2/18/81	Auburn at #4 LSU	L	47-58
3/3/69	#17 Kentucky at Auburn	L	86-90	2/28/81	Auburn at #10 Tennessee	L	63-75
12/1/69	#1 South Carolina at Auburn	L	64-86	1/6/82	Auburn at #3 Kentucky	L	71-83
2/2/70	#2 Kentucky at Auburn	L	83-84	1/27/82	#13 Alabama at Auburn	L	65-67
3/2/70	Auburn at #1 Kentucky	L	81-102	2/3/82	#9 Kentucky at Auburn	W	83-81 (OT)
				2/24/82	Auburn at #17 Alabama	L	72-74
				2/27/82	#19 Tennessee at Auburn	W	56-54
				3/4/82	Auburn vs. #15 Kentucky	L	66-89
				12/8/82	Auburn at #9 Houston	L	65-77
				1/5/83	#5 Alabama at Auburn	W	91-80
				1/15/83	Auburn at #6 Kentucky	W	75-67
				2/12/83	#13 Kentucky at Auburn	L	69-71



AUBURN VS. RANKED OPPONENTS BY DATE (62-207)

12/27/83	Auburn vs. #10 Wake Forest	L	67-76	1/4/95	Auburn at #6 Kentucky	L	64-98
1/13/84	#2 Kentucky at Auburn	W	82-63	1/14/95	#4 Arkansas at Auburn	W	104-90
1/27/84	#10 LSU at Auburn	W	80-78	1/25/95	#23 Florida at Auburn	W	77-71
2/11/84	#16 Auburn at #6 Kentucky	L	64-84	2/1/95	Auburn at #20 Alabama	L	63-65
3/10/84	Auburn vs. #3 Kentucky	L	49-51	2/11/95	Auburn at #21 Mississippi St.	W	70-69
				2/18/95	#18 Alabama at Auburn	L	73-86
11/30/84	Auburn at #13 UAB	W	61-59	3/1/95	#14 Mississippi St. at Auburn	W	76-69
3/16/85	Auburn vs. #13 Kansas	W	66-64	3/4/95	Auburn at #7 Arkansas	L	66-68
3/22/85	Auburn vs. #7 North Carolina	L	56-62	3/10/95	Auburn vs. #3 Kentucky	L	81-93
12/10/85	Auburn at #16 UAB	L	56-62	11/26/95	Auburn vs. #13 Louisville	W	82-71
1/6/86	#12 Kentucky at Auburn	W	60-56	1/13/96	#17 Georgia at Auburn	W	89-86
1/31/86	Auburn at #8 Kentucky	L	71-81	2/27/96	#1 Kentucky at Auburn	L	73-88
2/15/86	#18 Alabama at Auburn	W	71-69	3/8/96	Auburn vs. #25 Mississippi St.	L	58-69
3/16/86	Auburn vs. #4 St. John's	W	81-65				
3/20/86	Auburn vs. #11 UNLV	W	70-63	1/18/97	Auburn at 4 Kentucky	L	53-77
3/22/86	Auburn vs. #22 Louisville	L	76-84	3/7/97	Auburn vs. #6 Kentucky	L	50-92
1/3/87	#11 Kentucky at #5 Auburn	L	60-63	11/11/97	Auburn vs. #24 Temple	L	42-68
1/22/87	#17 Auburn at #13 Alabama	L	82-88	1/21/98	#18 Arkansas at Auburn	L	65-79
1/31/87	#19 Florida at #18 Auburn	W	81-68	1/24/98	#14 South Carolina at Auburn	L	56-61
2/1/87	#3 UNLV at #18 Auburn	L	85-104	1/31/98	#12 Ole Miss at Auburn	W	68-67
2/21/87	#12 Alabama at Auburn	L	75-77	2/25/98	#7 Kentucky at Auburn	L	58-83
3/7/87	Auburn vs. #9 Alabama	L	68-87	2/28/98	Auburn at #13 Ole Miss	L	67-74
3/14/87	Auburn vs. #3 Indiana	L	90-107				
				1/6/99	#18 Arkansas at #14 Auburn	W	83-66
1/9/88	Auburn at #1 Kentucky	W	53-52	1/20/99	#6 Auburn at #7 Kentucky	L	62-72
2/6/88	Auburn at #10 Florida	W	58-57	3/6/99	#4 Auburn vs. #14 Kentucky	L	57-69
2/24/88	Auburn at #17 Vanderbilt	W	81-68	3/14/99	Auburn vs. #14 Ohio St.	L	64-72
3/17/88	Auburn vs. #11 Bradley	W	90-86				
3/19/88	Auburn vs. #8 Oklahoma	L	87-107	11/27/99	#2 Auburn vs. #7 Stanford	L	58-67
				1/11/00	#20 Kentucky at #4 Auburn	W	66-63
1/4/89	#19 Tennessee at Auburn	L	73-84	1/25/00	#7 Auburn at #11 Tennessee	L	76-105
2/8/89	#19 LSU at Auburn	L	91-104	2/9/00	#8 Auburn at #25 LSU	L	68-83
				2/16/00	#11 Auburn at #24 Vanderbilt	W	86-80
1/6/90	#17 LSU at Auburn	L	70-77	2/27/00	#8 Auburn at #9 Florida	L	59-88
1/27/90	Auburn at #24 Alabama	L	59-78	3/1/00	#12 LSU at #13 Auburn	L	53-55
2/7/90	Auburn at #11 LSU	L	71-82	3/10/00	#23 Auburn vs. #10 Florida	W	78-70
3/9/90	Auburn vs. #16 LSU	W	78-76	3/18/00	#22 Auburn vs. #6 Iowa State	L	60-79
1/29/91	#10 Kentucky at Auburn	L	81-89	1/6/01	#5 Tennessee at Auburn	L	88-96
2/13/91	Auburn at #20 LSU	L	61-98	1/25/01	#14 Florida at Auburn	L	63-65
3/2/91	Auburn at #13 Kentucky	L	93-114	1/27/01	Auburn at #15 Alabama	L	80-81
3/8/91	Auburn vs. #16 LSU	W	92-77	2/21/01	#14 Alabama at Auburn	W	72-69 (OT)
				2/24/01	Auburn at #12 Ole Miss	L	62-64
1/4/92	Auburn at #16 Arkansas	L	92-110	2/28/01	Auburn at #15 Kentucky	L	78-90
1/18/92	#9 Alabama at Auburn	W	81-63	3/8/01	Auburn vs. #24 Tennessee	L	66-73
2/8/92	#19 Kentucky at Auburn	L	67-85				
2/26/92	#9 Arkansas at Auburn	L	74-82	12/8/01	Auburn vs. #7 Virginia	L	72-77
3/7/92	Auburn at #20 Alabama	L	80-82	1/12/02	#14 Alabama at Auburn	W	59-56
				1/22/02	#8 Kentucky at Auburn	L	62-69
1/23/93	Auburn at #8 Arkansas	W	100-89	2/9/02	#17 Georgia at Auburn	W	75-72
1/30/93	#15 Vanderbilt at Auburn	L	70-73	2/20/02	Auburn at #8 Florida	L	61-89
2/27/93	Auburn at #2 Kentucky	L	78-80	2/27/02	Auburn at #6 Alabama	L	68-73
3/6/93	#13 Arkansas at Auburn	W	81-80	3/7/02	Auburn vs. #11 Florida	L	63-81
12/28/93	Auburn vs. #7 Michigan	L	81-102	1/18/03	#9 Alabama at Auburn	W	77-68
1/14/94	#3 Arkansas at Auburn	L	105-117	1/22/03	#24 Auburn at #8 Kentucky	L	51-67
1/30/94	#7 Kentucky at Auburn	L	74-91	1/25/03	#24 Auburn at #19 Georgia	L	79-85
2/2/94	Auburn at #24 Florida	L	67-68	2/19/03	#19 Mississippi St. at Auburn	L	46-63
2/26/94	Auburn at #1 Arkansas	L	81-91	3/1/03	#4 Florida at Auburn	L	70-73
				3/8/03	Auburn at #21 Mississippi St.	L	45-67
				3/15/03	Auburn vs. #2 Kentucky	L	58-78
				3/23/03	Auburn vs. #8 Wake Forest	W	68-62
				3/28/03	Auburn vs. #12 Syracuse	L	78-79

AUBURN VS. RANKED OPPONENTS BY DATE (62-207)

1/7/04	Auburn at #20 Vanderbilt	L	53-59	1/11/11	Auburn at #13 Kentucky	L	54-78
1/24/04	Auburn at #17 Florida	L	52-68	2/19/11	#18 Vanderbilt at Auburn	L	60-77
1/31/04	#11 Mississippi St. at Auburn	L	68-73	1/11/12	#2 Kentucky at Auburn	L	53-68
2/18/04	Auburn at #24 LSU	W	80-68	2/4/12	Auburn at #19 Mississippi State	L	88-91
2/21/04	#9 Kentucky at Auburn	L	59-68	2/18/12	#23 Mississippi St. at Auburn	W	65-55
3/2/04	Auburn at #5 Mississippi St.	L	91-105	2/21/12	Auburn at #11 Florida	L	47-63
12/3/04	Auburn vs. #24 Virginia	L	87-89	12/29/12	Auburn vs. #12 Illinois	L	79-81
1/5/05	Auburn at #18 Mississippi St.	L	53-90	1/26/13	#23 Ole Miss at Auburn	L	61-63
1/26/05	#14 Alabama at Auburn	L	55-60	2/2/13	Auburn at #17 Missouri	L	77-91
2/23/05	Auburn at #5 Kentucky	L	73-81	2/16/13	#7 Florida at Auburn	L	52-83
3/2/05	Auburn at #19 Alabama	L	53-94	12/2/13	Auburn at #17 Iowa State	L	70-99
1/14/06	Auburn at #2 Florida	L	57-69	1/11/14	#21 Missouri at Auburn	L	68-70
2/1/06	Auburn at #24 LSU	L	69-84	1/18/14	#7 Florida at Auburn	L	61-68
2/15/06	Auburn at #8 Tennessee	L	89-105	2/14/14	#14 Kentucky at Auburn	L	56-64
2/18/06	#25 LSU at Auburn	L	61-65	2/19/14	Auburn at #2 Florida	L	66-71
11/25/06	Auburn vs. #7 Wisconsin	L	63-77	2/10/15	#23 Arkansas at Auburn	L	87-101
12/3/06	#2 Pittsburgh at Auburn	L	66-74	2/21/15	Auburn at #1 Kentucky	L	75-110
12/22/06	#13 Texas A&M at Auburn	L	58-87	3/14/15	Auburn vs. #1 Kentucky	L	67-91
1/13/07	Auburn at #13 LSU	L	63-65	12/19/15	Auburn at #10 Xavier	L	61-85
1/17/07	#22 Tennessee at Auburn	W	83-80	1/5/16	#20 South Carolina at Auburn	L	69-81
1/23/07	#12 Alabama at Auburn	W	81-57	1/16/16	#13 Kentucky at Auburn	W	75-70
1/27/07	#1 Florida at Auburn	L	66-91	3/1/16	#18 Texas A&M at Auburn	L	63-81
2/24/07	Auburn at #25 Alabama	W	86-77	11/23/16	Auburn vs. #17 Purdue	L	71-96
1/19/08	#15 Ole Miss at Auburn	W	80-77	1/14/17	Auburn at #6 Kentucky	L	72-92
2/2/08	Auburn at #18 Vanderbilt	L	71-78	1/24/17	Auburn at #23 South Carolina	L	69-98
2/20/08	Auburn at #2 Tennessee	L	70-89	2/14/17	#13 Florida at Auburn	L	95-114
3/13/08	Auburn vs. #17 Vanderbilt	L	82-93	1/2/18	Auburn at #23 Tennessee	W	94-84
2/21/09	Auburn at #23 LSU	L	72-79	1/6/18	#22 Arkansas at Auburn	W	88-77
3/7/09	#11 LSU at Auburn	W	69-53	3/18/18	#19 Auburn vs. #20 Clemson	L	53-84
1/14/10	Auburn at #9 Tennessee	L	55-81				
1/28/10	Auburn at #18 Ole Miss	L	74-84				

#WAREAGLE • #UNFINISHEDBUSINESS



The 2017-18 Tigers defeated back-to-back ranked opponents in the same season for the first time since the 2006-07 campaign.

AUBURN MEN'S BASKETBALL

AUBURN VS. RANKED OPPONENTS BY OPPONENT RANKING (62-207)

AUBURN VS. #1 TEAMS (1-11)

3/2/51	Auburn vs. #1 Kentucky	L	54-84
2/12/66	#1 Kentucky at Auburn	L	64-77
12/1/69	#1 South Carolina at Auburn	L	64-86
3/2/70	Auburn at #1 Kentucky	L	81-102
1/9/78	#1 Kentucky at Auburn	L	77-101
2/6/78	Auburn at #1 Kentucky	L	81-104
1/9/88	Auburn at #1 Kentucky	W	53-52
2/26/94	Auburn at #1 Arkansas	L	81-91
2/27/96	#1 Kentucky at Auburn	L	73-88
1/27/07	#1 Florida at Auburn	L	66-91
2/21/15	Auburn at #1 Kentucky	L	75-110
3/14/15	Auburn vs. #1 Kentucky	L	67-91

AUBURN VS. #2 TEAMS (1-14)

2/27/54	Auburn vs. #2 Kentucky	L	79-109
2/26/55	Auburn at #2 Kentucky	L	59-93
1/29/66	Auburn at #2 Kentucky	L	78-115
2/2/70	#2 Kentucky at Auburn	L	83-84
1/15/77	#2 Kentucky at Auburn	L	68-75
1/2/80	Auburn at #2 Kentucky	L	65-67
2/28/80	Auburn vs. #2 Kentucky	L	61-69
1/13/84	#2 Kentucky at Auburn	W	82-63
2/27/93	Auburn at #2 Kentucky	L	78-80
3/15/03	Auburn vs. #2 Kentucky	L	58-78
1/14/06	Auburn at #2 Florida	L	57-69
12/3/06	#2 Pittsburgh at Auburn	L	66-74
2/20/08	Auburn at #2 Tennessee	L	70-89
1/11/12	#2 Kentucky at Auburn	L	53-68
2/19/14	Auburn at #2 Florida	L	66-71

AUBURN VS. #3 TEAMS (0-15)

1/5/51	Auburn at #3 Kentucky	L	35-79
3/2/56	Auburn vs. #3 Alabama	L	82-93
2/25/57	Auburn at #3 Kentucky	L	85-103
2/21/59	#2 Auburn at #3 Kentucky	L	56-75
2/26/62	#3 Kentucky at Auburn	L	60-63
2/22/64	Auburn vs. #3 Kentucky	L	79-99
12/3/70	Auburn at #3 South Carolina	L	69-86
2/12/77	Auburn at #3 Kentucky	L	82-89
1/30/80	#3 Kentucky at Auburn	L	62-64
1/6/82	Auburn at #3 Kentucky	L	71-83
3/10/84	Auburn vs. #3 Kentucky	L	49-51
2/1/87	#3 UNLV at #18 Auburn	L	85-104
3/14/87	Auburn vs. #3 Indiana	L	90-107
1/14/94	#3 Arkansas at Auburn	L	105-117
3/10/95	Auburn vs. #3 Kentucky	L	81-93

AUBURN VS. #4 TEAMS (3-5)

1/31/66	Auburn at #4 Vanderbilt	L	63-68
1/3/77	#4 Alabama at #20 Auburn	W	74-71
1/7/81	#4 Kentucky at Auburn	L	66-79
2/18/81	Auburn at #4 LSU	L	47-58
3/16/86	Auburn vs. #4 St. John's	W	81-65
1/14/95	#4 Arkansas at Auburn	W	104-90
1/18/97	Auburn at #4 Kentucky	L	53-77
3/1/03	#4 Florida at Auburn	L	70-73

AUBURN VS. #5 TEAMS (2-9)

2/1/64	#5 Vanderbilt at Auburn	W	81-63
2/14/66	#5 Vanderbilt at Auburn	L	76-91
2/26/68	Auburn at #5 Kentucky	L	57-89
2/3/69	Auburn at #5 Kentucky	L	93-105
2/18/74	#5 Vanderbilt at Auburn	L	79-89

2/13/80	#5 LSU at Auburn	L	44-50
1/21/81	#5 LSU at Auburn	L	64-74
1/5/83	#5 Alabama at Auburn	W	91-80
1/6/01	#5 Tennessee at Auburn	L	88-96
3/2/04	Auburn at #5 Mississippi St.	L	91-105
2/23/05	Auburn at #5 Kentucky	L	73-81

AUBURN VS. #6 TEAMS (3-7)

1/19/60	Auburn at #6 Georgia Tech	W	66-59
2/2/60	#6 Georgia Tech at Auburn	W	48-45
2/4/81	Auburn at #6 Kentucky	L	74-102
1/15/83	Auburn at #6 Kentucky	W	75-67
2/11/84	#16 Auburn at #6 Kentucky	L	64-84
1/4/95	Auburn at #6 Kentucky	L	64-98
3/7/97	Auburn vs. #6 Kentucky	L	50-92
3/18/00	#22 Auburn vs. #6 Iowa State	L	60-79
2/27/02	Auburn at #6 Alabama	L	68-73
1/14/17	Auburn at #6 Kentucky	L	72-92

AUBURN VS. #7 TEAMS (3-13)

2/4/56	Auburn vs. #7 Kentucky	L	81-82
2/27/56	#7 Vanderbilt at Auburn	W	74-65
3/4/74	Auburn at #7 Alabama	L	84-97
1/11/75	#7 Kentucky at Auburn	W	90-85
3/8/75	#7 Alabama at Auburn	W	76-70
3/22/85	Auburn vs. #7 North Carolina	L	56-62
12/28/93	Auburn vs. #7 Michigan	L	81-102
1/30/94	#7 Kentucky at Auburn	L	74-91
3/4/95	Auburn at #7 Arkansas	L	66-68
2/25/98	#7 Kentucky at Auburn	L	58-83
1/20/99	#6 Auburn at #7 Kentucky	L	62-72
11/27/99	#2 Auburn vs. #7 Stanford	L	58-67
12/8/01	Auburn vs. #7 Virginia	L	72-77
11/25/06	Auburn vs. #7 Wisconsin	L	63-77
2/16/13	#7 Florida at Auburn	L	52-83
1/18/14	#7 Florida at Auburn	L	61-68

AUBURN VS. #8 TEAMS (4-12)

2/14/53	#8 LSU at Auburn	L	57-65
1/3/59	#8 Mississippi St. at #9 Auburn	W	97-66
2/22/65	Auburn at #8 Tennessee	L	38-69
1/15/68	#8 Vanderbilt at Auburn	L	65-74
1/30/71	Auburn at #8 Tennessee	L	68-90
2/2/74	#8 Alabama at Auburn	L	64-73
2/16/76	#8 Tennessee at Auburn	W	73-72 (ot)
2/12/79	#8 LSU at Auburn	L	58-68
1/31/86	Auburn at #8 Kentucky	L	71-81
3/19/88	Auburn vs. #8 Oklahoma	L	87-107
1/23/93	Auburn at #8 Arkansas	W	100-89
1/22/02	#8 Kentucky at Auburn	L	62-69
2/20/02	Auburn at #8 Florida	L	61-89
1/22/03	#24 Auburn at #8 Kentucky	L	51-67
3/23/03	Auburn vs. #8 Wake Forest	W	68-62
2/15/06	Auburn at #8 Tennessee	L	89-105

AUBURN VS. #9 TEAMS (5-15)

1/4/58	Auburn at #9 Mississippi St.	L	42-70
1/6/62	Auburn at #9 Mississippi St.	L	48-51
1/22/63	Auburn at #9 Georgia Tech	L	64-69
3/1/65	#9 Vanderbilt at Auburn	L	64-79
12/31/66	#9 Vanderbilt at Auburn	W	64-51
2/25/67	#9 Tennessee at Auburn	L	45-54
12/4/68	Auburn at #9 Vanderbilt	L	70-73
12/20/68	#9 Kentucky at Auburn	W	74-73

AUBURN VS. RANKED OPPONENTS BY OPPONENT RANKING (62-207)

2/1/75	#14 Auburn at #9 Alabama	L	53-77
12/27/75	Auburn at #9 N.C. State	L	74-79
1/19/76	Auburn at #9 Tennessee	L	78-83
2/3/82	#9 Kentucky at Auburn	W	83-81(ot)
12/8/82	Auburn at #9 Houston	L	65-77
3/7/87	Auburn vs. #9 Alabama	L	68-87
1/18/92	#9 Alabama at Auburn	W	81-63
2/26/92	#9 Arkansas at Auburn	L	74-82
2/27/00	#8 Auburn at #9 Florida	L	59-88
1/18/03	#9 Alabama at Auburn	W	77-68
2/21/04	#9 Kentucky at Auburn	L	59-68
1/14/10	Auburn at #9 Tennessee	L	55-81

AUBURN VS. #10 TEAMS (3-7)

1/9/67	Auburn at #10 Mississippi St.	L	54-59
3/1/71	#10 Kentucky at Auburn	L	83-102
1/10/76	#10 Alabama at Auburn	L	62-63
2/28/81	Auburn at #10 Tennessee	L	63-75
12/27/83	Auburn vs. #10 Wake Forest	L	67-76
1/27/84	#10 LSU at Auburn	W	80-78
2/6/88	Auburn at #10 Florida	W	58-57
1/29/91	#10 Kentucky at Auburn	L	81-89
3/10/00	#23 Auburn vs. #10 Florida	W	78-70
12/19/15	Auburn at #10 Xavier	L	61-85

AUBURN VS. #11 TEAMS (3-10)

3/5/55	Auburn vs. #11 Alabama	L	80-84
2/1/71	Auburn at #11 Kentucky	L	76-114
1/20/73	#11 Alabama at Auburn	L	64-76
2/5/77	#11 Tennessee at Auburn	L	83-93
3/20/86	Auburn vs. #11 UNLV	W	70-63
1/3/87	#11 Kentucky at #5 Auburn	L	60-63
3/17/88	Auburn vs. #11 Bradley	W	90-86
2/7/90	Auburn at #11 LSU	L	71-82
1/25/00	#7 Auburn at #11 Tennessee	L	76-105
3/7/02	Auburn vs. #11 Florida	L	63-81
1/31/04	#11 Mississippi St. at Auburn	L	68-73
3/7/09	#11 LSU at Auburn	W	69-53
2/21/12	Auburn at #11 Florida	L	47-63

AUBURN VS. #12 TEAMS (3-7)

12/1/71	#12 South Carolina at Auburn	L	63-84
3/5/77	Auburn at #12 Alabama	L	77-81
1/6/86	#12 Kentucky at Auburn	W	60-56
2/21/87	#12 Alabama at Auburn	L	75-77
1/31/98	#12 Ole Miss at Auburn	W	68-67
3/1/00	#12 LSU at #13 Auburn	L	53-55
2/24/01	Auburn at #12 Ole Miss	L	62-64
3/28/03	Auburn vs. #12 Syracuse	L	78-79
1/23/07	#12 Alabama at Auburn	W	81-57
12/29/12	Auburn vs. #12 Illinois	L	79-81

AUBURN VS. #13 TEAMS (6-11)

2/20/54	Auburn at #13 LSU	L	59-77
2/24/58	Auburn vs. #13 Kentucky	W	64-63
1/15/79	Auburn at #13 LSU	L	82-94
1/27/82	#13 Alabama at Auburn	L	65-67
2/12/83	#13 Kentucky at Auburn	L	69-71
11/30/84	Auburn at #13 UAB	W	61-59
3/16/85	Auburn vs. #13 Kansas	W	66-64
1/22/87	#17 Auburn at #13 Alabama	L	82-88
3/2/91	Auburn at #13 Kentucky	L	93-114
3/6/93	#13 Arkansas at Auburn	W	81-80
11/26/95	Auburn vs. #13 Louisville	W	82-71

2/28/98	Auburn at #13 Ole Miss	L	67-74
12/22/06	#13 Texas A&M at Auburn	L	58-87
1/13/07	Auburn at #13 LSU	L	63-65
1/11/11	Auburn at #13 Kentucky	L	54-78
1/16/16	#13 Kentucky at Auburn	W	75-70
2/14/17	#13 Florida at Auburn	L	95-114

AUBURN VS. #14 TEAMS (3-7)

1/16/80	Auburn at #14 LSU	L	82-93
3/1/95	#14 Mississippi St. at Auburn	W	76-69
1/24/98	#14 South Carolina at Auburn	L	56-61
3/6/99	#4 Auburn vs. #14 Kentucky	L	57-69
3/14/99	Auburn vs. #14 Ohio St.	L	64-72
1/25/01	#14 Florida at Auburn	L	63-65
2/21/01	#14 Alabama at Auburn	W	72-69 (ot)
1/12/02	#14 Alabama at Auburn	W	59-56
1/26/05	#14 Alabama at Auburn	L	55-60
2/14/14	#14 Kentucky at Auburn	L	56-64

AUBURN VS. #15 TEAMS (1-5)

12/20/55	Auburn at #15 Oklahoma City	L	58-76
3/4/82	Auburn vs. #15 Kentucky	L	66-89
1/30/93	#15 Vanderbilt at Auburn	L	70-73
1/27/01	Auburn at #15 Alabama	L	80-81
2/28/01	Auburn at #15 Kentucky	L	78-90
1/19/08	#15 Ole Miss at Auburn	W	80-77

AUBURN VS. #16 TEAMS (2-3)

1/15/55	Auburn vs. #16 Alabama	L	78-99
12/10/85	Auburn at #16 UAB	L	56-62
3/9/90	Auburn vs. #16 LSU	W	78-76
3/8/91	Auburn vs. #16 LSU	W	92-77
1/4/92	Auburn at #16 Arkansas	L	92-110

AUBURN VS. #17 TEAMS (3-12)

3/3/69	#17 Kentucky at Auburn	L	86-90
2/27/71	#17 Tennessee at Auburn	L	71-76
2/17/73	Auburn at #17 Alabama	L	75-87
12/1/73	Auburn vs. #17 Jacksonville	L	78-90
2/7/76	Auburn at #17 Alabama	L	75-86
2/24/82	Auburn at #17 Alabama	L	72-74
2/24/88	Auburn at #17 Vanderbilt	W	81-68
1/6/90	#17 LSU at Auburn	L	70-77
1/13/96	#17 Georgia at Auburn	W	89-86
2/9/02	#17 Georgia at Auburn	W	75-72
1/24/04	Auburn at #17 Florida	L	52-68
3/13/08	Auburn vs. #17 Vanderbilt	L	82-93
2/2/13	Auburn at #17 Missouri	L	77-91
12/2/13	Auburn at #17 Iowa State	L	70-99
11/23/16	Auburn vs. #17 Purdue	L	71-96

AUBURN VS. #18 TEAMS (2-8)

1/20/79	#18 Alabama at Auburn	L	76-83
2/15/86	#18 Alabama at Auburn	W	71-69
2/18/95	#18 Alabama at Auburn	L	73-86
1/21/98	#18 Arkansas at Auburn	L	65-79
1/6/99	#18 Arkansas at Auburn	W	83-66
1/5/05	Auburn at #18 Mississippi St.	L	53-90
2/2/08	Auburn at #18 Vanderbilt	L	71-78
1/28/10	#18 Ole Miss at Auburn	L	74-84
2/19/11	#18 Vanderbilt at Auburn	L	60-77
3/1/16	#18 Texas A&M at Auburn	L	63-81



AUBURN VS. RANKED OPPONENTS BY OPPONENT RANKING (62-207)

AUBURN VS. #19 TEAMS (3-10)

12/30/53	Auburn at #19 Vanderbilt	L	48-96
1/14/56	Auburn vs. #19 Alabama	L	77-86
12/5/70	#19 N.C. State at Auburn	W	91-85
1/27/79	Auburn at #19 Vanderbilt	L	59-66
2/27/82	#19 Tennessee at Auburn	W	56-54
1/31/87	#19 Florida at Auburn	W	81-68
1/4/89	#19 Tennessee at Auburn	L	73-84
2/8/89	#19 LSU at Auburn	L	91-104
2/8/92	#19 Kentucky at Auburn	L	67-85
1/25/03	Auburn at #19 Georgia	L	79-85
2/19/03	#19 Mississippi St. at Auburn	L	46-63
3/2/05	Auburn at #19 Alabama	L	53-94
2/4/12	Auburn at #19 Mississippi St.	L	88-91

AUBURN VS. #20 TEAMS (2-9)

2/5/55	Auburn at #20 Vanderbilt	L	74-79
2/22/58	#20 Tennessee at Auburn	W	72-66
2/17/79	Auburn at #20 Alabama	L	73-80
3/2/79	Auburn vs. #20 Tennessee	L	64-75
2/13/91	Auburn at #20 LSU	L	61-98
3/7/92	Auburn at #20 Alabama	L	80-82
2/1/95	Auburn at #20 Alabama	L	63-65
1/11/00	#20 Kentucky at Auburn	W	66-63
1/7/04	Auburn at #20 Vanderbilt	L	53-59
1/5/16	#20 South Carolina at Auburn	L	69-81
3/18/18	#19 Auburn vs. #20 Clemson	L	53-84

AUBURN VS. #21 TEAMS (1-2)

2/11/95	Auburn at #21 Mississippi St.	W	70-69
3/8/03	Auburn at #21 Mississippi St.	L	45-67
1/11/14	#21 Missouri at Auburn	L	68-70

AUBURN VS. #22 TEAMS (2-1)

3/22/86	Auburn vs. #22 Louisville	L	76-84
1/17/07	#22 Tennessee at Auburn	W	83-80
1/6/18	#22 Arkansas at Auburn	W	88-77

AUBURN VS. #23 TEAMS (3-4)

1/25/95	#23 Florida at Auburn	W	77-71
2/21/09	Auburn at #23 LSU	L	72-79
2/18/12	#23 Mississippi St. at Auburn	W	65-55
1/26/13	#23 Ole Miss at Auburn	L	61-63
2/10/15	#23 Arkansas at Auburn	L	87-101
1/24/17	Auburn at #23 South Carolina	L	69-98
1/2/18	Auburn at #23 Tennessee	W	94-86

AUBURN VS. #24 TEAMS (2-7)

1/27/90	Auburn at #24 Alabama	L	59-78
3/9/91	Auburn vs. #24 Alabama	L	59-77
2/2/94	Auburn at #24 Florida	L	67-68
11/11/97	Auburn vs. #24 Temple	L	42-68
2/16/00	Auburn at #24 Vanderbilt	W	86-80
3/8/01	Auburn vs. #24 Tennessee	L	66-73
2/18/04	Auburn at #24 LSU	W	80-68
12/3/04	Auburn vs. #24 Virginia	L	87-89
2/1/06	Auburn at #24 LSU	L	69-84

AUBURN VS. #25 TEAMS (1-3)

3/8/96	Auburn vs. #25 Mississippi St.	L	58-69
2/9/00	Auburn at #25 LSU	L	68-83
2/18/06	#25 LSU at Auburn	L	61-65
2/24/07	Auburn at #25 Alabama	W	86-77

#WAREAGLE • #UNFINISHEDBUSINESS

AUBURN MEN'S BASKETBALL



Fans rush the floor as Auburn defeated #14 Kentucky, snapping a 15-game losing streak to ranked opponents on Jan. 16, 2016.

TOURNAMENT PARTICIPATION

TOURNAMENT PARTICIPATION BY TOURNAMENT

ALL COLLEGE CLASSIC (2-4)

- 1967 Auburn 65, Arkansas 58
Oklahoma City 78, Auburn 68
Auburn 76, Virginia Tech 61
1948 Baylor 59, Auburn 44
Colorado A&M 46, Auburn 41
SMU 59, Auburn 41

BANK ONE FIESTA BOWL BASKETBALL CLASSIC (1-1)

- 1993 Michigan 102, Auburn 81
Auburn 81, Fordham 60

BAYOU CLASSIC (1-1)

- 1979 Auburn 74, Cal. St.-Long Beach 69
SW Louisiana 92, Auburn 75

BIG APPLE NIT (0-1)

- 1985 West Virginia 75, Auburn 58

BIG ISLAND INVITATIONAL (1-2)

- 1996 Colorado 78, Auburn 72 (OT)
Auburn 98, Hawaii-Hilo 92 (OT)
Texas Christian 86, Auburn 66

BIG SUN TOURNAMENT (2-0)

- 1978 Auburn 78, Oklahoma 70
Auburn 63, Navy 57

BIRMINGHAM CLASSIC (8-2)

- 1961 Auburn 67, LSU 50
Auburn 77, VPI 63
1960 Auburn 76, VPI 73
Auburn 74, Alabama 62
1959 Navy 68, Auburn 61
Auburn 59, Alabama 52
1958 Auburn 70, Wyoming 47
Auburn 79, Alabama 60
1957 Auburn 75, TCU 63
Miss. State 52, Auburn 37

BLADE GRASS CLASSIC (1-1)

- 1980 Air Force 48, Auburn 46 (OT)
Auburn 63, Columbia 55

BLUE ANGELS CLASSIC (2-2)

- 1991 Auburn 93, Slippery Rock 66
South Alabama 107, Auburn 87
1989 Auburn 75, Navy 61
Southern Miss 84, Auburn 73

BLUEBONNET BOWL TOURNAMENT (1-1)

- 1964 Houston 50, Auburn 48
Auburn 94, Rice 71

BLUE GRAY TOURNAMENT (2-2)

- 1955 Texas 83, Auburn 76
Eastern Kentucky 93, Auburn 71
1954 Auburn 91, Washington & Lee 81
Auburn 73, Tennessee 64

CANCUN CHALLENGE (3-1)

- 2016 Auburn 83, Georgia State 65
Auburn 85, Eastern Kentucky 64
Auburn 67, Texas Tech 65
#17 Purdue 96, Auburn 71

CAPITAL CITY CLASSIC (3-1)

- 1995 Auburn 92, Norfolk State 56
Auburn 84, Florida A&M 54
1994 Auburn 83, Florida A&M 70
Kansas State 78, Auburn 75

CARDINAL VARSITY CLUB CLASSIC (1-1)

- 1994 Auburn 77, Georgia Southern 45
Ball State 82, Auburn 74

CAROLINA INVITATIONAL (1-2)

- 1951 Auburn 66, Davidson 59
Georgia Tech 79, Auburn 62
South Carolina 70, Auburn 67

CAROUSEL TOURNAMENT (2-1)

- 1956 Auburn 89, Clemson 64
Auburn 66, St. Joseph's 64
Wake Forest 58, Auburn 48

CHARLESTON CLASSIC (3-4)

- 2017 Auburn 83, Indiana State 64
Temple 88, Auburn 74
Auburn 89, Hofstra 78
2012 Murray State 79, Auburn 59
Auburn 55, Col. of Charleston 51
Dayton 73, Auburn 63
Boston College 50, Auburn 49

COLONIAL CLASSIC (1-1)

- 1983 Auburn 78, Youngstown State 52
South Alabama 95, Auburn 73

COTTON STATE CLASSIC (1-1)

- 1987 Auburn 65, Villanova 64
Georgia Tech 83, Auburn 72

COUGAR CLASSIC (1-1)

- 1997 Pepperdine 62, Auburn 55
Auburn 63, Weber State 58

DR. PEPPER CLASSIC (1-1)

- 1991 Auburn 104, Eastern Kentucky 92
Tenn.-Chattanooga 87, Auburn 75

DR. PEPPER INVITATIONAL (2-0)

- 1995 Auburn 63, Liberty 58
Auburn 83, Baylor 64

ENERGIA SYSTEMS THANKSGIVING TOURNAMENT (2-1)

- 2000 Auburn 89, Robert Morris 71
Toledo 95, Auburn 90 (2OT)
Auburn 80, Providence 69

ESPN COLLEGE HOOPS TIP-OFF MARATHON (0-2)

- 2015 Colorado 91, Auburn 84
2014 Colorado 90, Auburn 59

GATOR BOWL TOURNAMENT (1-1)

- 1983 Wake Forest 76, Auburn 67
Auburn 95, Villanova 83

GREAT ALASKA SHOOTOUT (0-3)

- 1989 Michigan State 92, Auburn 79
Connecticut 95, Auburn 81
Alaska-Anchorage 109, Auburn 94

HAWAIIAN AIRLINES DIAMOND HEAD CLASSIC (2-4)

- 2015 Auburn 83, New Mexico 78
Harvard 69, Auburn 51
Hawai'i 79, Auburn 67
2011 Auburn 65, Hawai'i 62
Long Beach State 64, Auburn 48
UTEP 83, Auburn 76

HOUSTON CLASSIC (0-2)

- 1961 Texas A&M 62, Auburn 50
Houston 54, Auburn 49

ILLINI CLASSIC (1-1)

- 1987 Auburn 70, San Jose St. 65
Illinois 107, Auburn 103 (OT)

IP TAY TOURNAMENT (0-2)

- 1973 Clemson 87, Auburn 72
Jacksonville 90, Auburn 78

IRON DUKE CLASSIC (0-2)

- 1981 William & Mary 58, Auburn 48
Duke 72, Auburn 71

KRYSTAL CLASSIC (1-1)

1984 VCU 78, Auburn 59
Auburn 95, Delaware 63

LOUISVILLE CLASSIC (1-1)

1976 Creighton 81, Auburn 76
Auburn 78, Rutgers 75

MARSHALL MEMORIAL INVITATIONAL (2-0)

1977 Auburn 66, Southern Illinois 65
Auburn 112, Oklahoma State 94

MEMPHIS INVITATIONAL (1-1)

1953 Auburn 78, Memphis State 64
Ole Miss 65, Auburn 55

MGM GRAND MAIN EVENT (1-1)

2014 Tulsa 53, Auburn 35
Auburn 71, Oregon State 69

MOBILE CLASSIC (4-0)

1968 Auburn 73, Southern Miss 70
Auburn 75, Xavier 73
1966 Auburn 67, Florida State 59
Auburn 80, TCU 79

OLD DOMINION TOURNAMENT (1-1)

1970 Auburn 86, Xavier 73
Old Dominion 89, Auburn 76

PILLSBURY CLASSIC (1-1)

1974 Clemson 63, Auburn 59
Auburn 73, Navy 69

POINSETTIA TOURNAMENT (2-2)

1971 Auburn 103, Furman 78
Clemson 77, Auburn 67
1964 Clemson 77, Auburn 65
Auburn 107, Furman 86

PUERTO RICO SHOOTOUT (3-0)

1995 Auburn 70, La Salle 60
Auburn 82, James Madison 71
Auburn 82, #13 Louisville 78

RED LOBSTER CLASSIC (3-1)

1988 Villanova 84, Auburn 83
Auburn 95, Central Florida 68
1985 Auburn 78, Central Florida 49
Auburn 89, Boston College 85

SAN JUAN SHOOTOUT (8-1)

2004 Auburn 74, Delaware 46
Auburn 79, Middle Tenn. State 74
Toledo 68, Auburn 65
2002 Auburn 94, P. R.-Mayaguez 64
Auburn 63, Denver 58
Auburn 94, Troy State 66
1999 #6 Auburn 109, P.R.-Mayaguez 52
#6 Auburn 73, Virginia Tech 63
#6 Auburn 87, Pepperdine 76

SEC-BIG EAST CHALLENGE (0-4)

2012 DePaul 80, Auburn 76
2011 Seton Hall 81, Auburn 59
2010 Rutgers 63, Auburn 54
2007 West Virginia 88, Auburn 59

SEC-BIG 12 CHALLENGE (0-3)

2016 Oklahoma State 74, Auburn 63
2014 Texas Tech 46, Auburn 44
2013 #17 Iowa State 99, Auburn 70

SHOW ME CLASSIC (0-2)

1979 Arkansas State 69, Auburn 62
George Washington 71, Auburn 60

SOUTH PADRE ISLAND INVITATIONAL (2-2)

2006 Auburn 95, Winston-Salem St. 62
Auburn 64, East Tenn. State 58
Oklahoma State 66, Auburn 65
#7 Wisconsin 77, Auburn 63

SUGAR BOWL TOURNAMENT (4-6)

1990 Villanova 88, Auburn 71
Auburn 84, Tulane 71
1977 Southern Cal 85, Auburn 74
Temple 74, Auburn 73
1965 Dayton 85, Auburn 71
Houston 89, Auburn 76
1963 Duke 84, Auburn 67
Auburn 62, Loyola (N.O.) 52
1962 Auburn 64, Xavier 57
Auburn 71, Houston 69

SUN BOWL CLASSIC (3-3)

1986 Auburn 89, Iowa State 87
UTEP 87, Auburn 82
1975 SMU 87, Auburn 85 (OT)
Auburn 92, Tulsa 74
1973 UTEP 68, Auburn 56
Auburn 88, Lamar 78

TAMPA INVITATIONAL (3-1)

1967 St. Bonaventure 77, Auburn 73
Auburn 70, Rutgers 62
1965 Auburn 76, Columbia 75 (OT)
Auburn 59, Florida State 58

TROJAN CLASSIC (0-2)

1972 Southern Cal 73, Auburn 66
Western Kentucky 87, Auburn 72

UNITED AIRLINES TIP-OFF CLASSIC (2-0)

1998 Auburn 70, Rutgers 55
Auburn 84, Hawaii 57

USAIR EAST COAST CLASSIC (1-1)

1992 Auburn 65, Louisiana Tech 45
UNC-Wilmington 91, Auburn 80

UTAH HILTON CLASSIC (2-0)

1982 Auburn 69, Cal State-Fullerton 60
Auburn 71, Utah 62

VANDERBILT CLASSIC (2-0)

1969 Auburn 70, St. Louis 66
Auburn 85, Dartmouth 76

VOLUNTEER INVITATIONAL (0-2)

1966 Tennessee 73, Auburn 49
Miami (Fla.) 87, Auburn 73

WENDY' CLASSIC (1-1)

1985 Auburn 80, Kentucky Wesleyan 71
Western Kentucky 71, Auburn 58

TOURNAMENT PARTICIPATION BY YEAR

2017

Charleston Classic in Charleston, S.C.
Nov. 16—Auburn 83, Indiana State 64
Nov. 17—Temple 88, Auburn 74
Nov. 19—Auburn 89, Hofstra 78

2016

Cancun Classic in Cancun, Mexico
Nov. 14—Auburn 83, Georgia State 65
Nov. 17—Auburn 85, Eastern Kentucky 64
Nov. 22—Auburn 67, Texas Tech 65
Nov. 23—#17 Purdue 96, Auburn 71

2015

Hawaiian Airlines Diamond Head Classic
in Honolulu, Hawai'i
Dec. 22—Auburn 83, New Mexico 78
Dec. 23—Harvard 69, Auburn 51
Dec. 25—Hawai'i 79, Auburn 67

2014

MGM Grand Main Event in Las Vegas, Nev.
Nov. 24—Tulsa 53, Auburn 35
Nov. 26—Auburn 71, Oregon State 69

2012

Charleston Classic in Charleston, S.C.
Nov. 15—Murray State 79, Auburn 59
Nov. 16—Auburn 55, Col. of Charleston 51
Nov. 18—Dayton 73, Auburn 63
Nov. 21—Boston College 50, Auburn 49*
(*Finale was in Chestnut Hill, Mass.)

2011

Hawaiian Airlines Diamond Head Classic
in Honolulu, Hawai'i
Dec. 22—Auburn 65, Hawai'i 62
Dec. 23—Long Beach State 64, Auburn 43
Dec. 25—UTEP 83, Auburn 76

2006

South Padre Island Invitational in South
Padre Island, Texas and Auburn, Ala.
Nov. 17—Auburn 95, Winston-Salem 62
Nov. 19—Auburn 64, East Tenn. State 58
Nov. 24—Oklahoma State 66, Auburn 65
Nov. 25—Wisconsin 77, Auburn 63

2004

San Juan Shootout in Carolina, P.R.
Dec. 20—Auburn 74, Delaware 46
Dec. 21—Auburn 79, Middle Tenn. State 74
Dec. 22—Toledo 68, Auburn 65
(Auburn crowned as champions via
tiebreaker)

2002

San Juan Shootout in Caguas, P.R.
Dec. 20—Auburn 94, P.R.—Mayaguez 64
Dec. 21—Auburn 63, Denver 58
Dec. 22—Auburn 94, Troy State 66
(CHAMPIONS)

2000

Energia Systems Thanksgiving Tour. in
Kansas City, Mo.
Nov. 24—Auburn 89, Robert Morris 71
Nov. 25—Toledo 95, Auburn 90 (2OT)
Nov. 26—Auburn 80, Providence 69

1999

San Juan Shootout in San Juan, P.R.
Dec. 20—#6 Auburn 109, P.R.—Mayaguez 52
Dec. 21—#6 Auburn 73, Virginia Tech 63
Dec. 22—#6 Auburn 87, Pepperdine 76
(Champions)

1998

United Airlines Tip-Off Classic in
Honolulu, Hawaii
Nov. 27—Auburn 70, Rutgers 55
Nov. 28—Auburn 84, Hawaii 57
(Champions)

1997

Cougar Classic in Provo, Utah
Dec. 12—Pepperdine 62, Auburn 55
Dec. 13—Auburn 63, Weber State 58

1996

Big Island Invitational in Hilo, Hawaii
Nov. 29—Colorado 78, Auburn 72 (OT)
Nov. 30—Auburn 98, Hawaii-Hilo 92 (OT)
Dec. 1—Texas Christian 86, Auburn 66

1995

Puerto Rico Shootout in Bayamon, P.R.
Nov. 24—Auburn 70, La Salle 60
Nov. 25—Auburn 82, James Madison 71
Nov. 26—Auburn 82, #13 Louisville 78
(CHAMPIONS)

Dr. Pepper Invitational in Waco, Texas
Dec. 8—Auburn 63, Liberty 58
Dec. 9—Auburn 83, Baylor 64
(CHAMPIONS)

Capital City Classic in Tallahassee, Fla.
Dec. 29—Auburn 92, Norfolk State 56
Dec. 30—Auburn 84, Florida A&M 54
(CHAMPIONS)

1994

Cardinal Varsity Club Classic in Muncie, Ind.
Dec. 2—Auburn 77, Georgia Southern 45
Dec. 3—Ball State 82, Auburn 74

Capital City Classic in Tallahassee, Fla.
Dec. 29—Auburn 83, Florida A&M 70
Dec. 30—Kansas State 78, Auburn 75

1993

Bank One Fiesta Bowl Basketball Classic
in Tucson, Ariz.
Dec. 28—#7 Michigan 102, Auburn 81
Dec. 30—Auburn 81, Fordham 60

1992

USAir East Coast Classic in Wilmington,
N.C.
Dec. 18—Auburn 65, Louisiana Tech 45
Dec. 19—UNC-Wilmington 91, Auburn 80

1991

Blue Angels Classic in Pensacola, Fla.
Dec. 20—Auburn 93, Slippery Rock 66
Dec. 21—South Alabama 107, Auburn 87

Dr. Pepper Classic in Chattanooga, Tenn.
Dec. 28—Auburn 104, Eastern Kentucky 92
Dec. 29—Tenn.—Chattanooga 87, Auburn 75

1990

USF&G Sugar Bowl Tourney in New
Orleans, La.
Dec. 27—Villanova 88, Auburn 71
Dec. 28—Auburn 84, Tulane 71

1989

Great Alaska Shootout in Anchorage, Alaska
Nov. 24—Michigan State 92, Auburn 79
Nov. 25—Connecticut 95, Auburn 81
Nov. 26—Alaska-Anchorage 109, Auburn 94

Blue Angels Classic in Pensacola, Fla.
Dec. 28—Auburn 75, Navy 61
Dec. 29—Southern Miss 84, Auburn 73

1988

Red Lobster Classic in Orlando, Fla.
Dec. 28—Villanova 84, Auburn 83
Dec. 29—Auburn 95, Central Florida 68

1987

Illini Classic in Champaign, Ill.
Dec. 11—Auburn 70, San Jose State 65
Dec. 12—Illinois 107, Auburn 103 (OT)

Cotton States Classic in Atlanta, Ga.
Dec. 29—Auburn 65, Villanova 64
Dec. 30—Georgia Tech 83, Auburn 72

1986

Sun Bowl Classic in El Paso, Texas
Dec. 28—#5 Auburn 89, Iowa State 87
Dec. 29—UTEP 87, Auburn 82

1985

Big Apple NIT in Hartford, Conn.
Nov. 22—West Virginia 75, #10 Auburn 58

Wendy's Classic in Bowling Green, Ky.
Dec. 6—Auburn 80, Kentucky Wesleyan 91
Dec. 7—Western Kentucky 71, Auburn 58

Red Lobster Classic in Orlando, Fla.
Dec. 22—Auburn 78, Central Florida 49
Dec. 23—Auburn 89, Boston College 85
(CHAMPIONS)

1984

Krystal Classic in Chattanooga, Tenn.
Dec. 21—VCU 78, Auburn 59
Dec. 22—Auburn 95, Delaware 63

1983

Colonial Classic in Mobile, Ala.
Dec. 8—Auburn 78, Youngstown State 52
Dec. 9—South Alabama 95, Auburn 73

Gator Bowl Tournament in Jacksonville, Fla.
Dec. 27—#10 Wake Forest 76, Auburn 67
Dec. 28—Auburn 95, Villanova 83

TOURNAMENT PARTICIPATION BY YEAR

1982

Utah-Hilton Classic in Salt Lake City, Utah
Dec. 28—Auburn 69, Cal State-Fullerton 60
Dec. 29—Auburn 71, Utah 62

(CHAMPIONS)

1981

Irke Duke Classic in Durham, N.C.
Dec. 29—William & Mary 58, Auburn 48
Dec. 30—Duke 72, Auburn 71

1980

Blade-Glass Classic in Toledo, Ohio
Dec. 29—Air Force 48, Auburn 46 (OT)
Dec. 30—Auburn 63, Columbia 55

1979

Show Me Classic in Columbia, Mo.
Dec. 7—Arkansas State 69, Auburn 62
Dec. 8—George Washington 71, Auburn 60

Bayou Classic in Lafayette, La.

Dec. 21—Auburn 74, Cal St.-Long Beach 69
Dec. 22—Southwestern La. 92, Auburn 75

1978

Big Sun Tournament in St. Petersburg, Fla.
Dec. 15—Auburn 78, Oklahoma 70
Dec. 16—Auburn 63, Navy 57

(CHAMPIONS)

1977

Marshall Memorial Inv. in Huntington, W. Va.
Dec. 10—Auburn 66, Southern Illinois 65
Dec. 11—Auburn 112, Oklahoma St. 94

(CHAMPIONS)

Sugar Bowl Tournament in New Orleans, La.
Dec. 29—Southern Cal 85, Auburn 74
Dec. 30—Temple 74, Auburn 73

1976

Louisville Classic in Louisville, Ky.
Dec. 28—Creighton 81, #20 Auburn 76
Dec. 29—#20 Auburn 78, Rutgers 75

1975

Sun Carnival in El Paso, Texas
Dec. 19—SMU 87, #17 Auburn 85 (OT)
Dec. 20—#17 Auburn 92, Tulsa 74

1974

Pillsbury Classic in Minneapolis, Minn.
Dec. 27—Clemson 63, Auburn 59
Dec. 28—Auburn 73, Navy 69

1973

IPTAY Tournament in Clemson, S.C.
Nov. 30—Clemson 87, Auburn 72
Dec. 1—#17 Jacksonville 90, Auburn 78

Sun Carnival in El Paso, Texas
Dec. 21—Texas-El Paso 68, Auburn 56
Dec. 22—Auburn 88, Lamar 78

1972

Trojan Classic in Los Angeles, Calif.
Dec. 15—Southern Cal 73, Auburn 66
Dec. 16—Western Kentucky 87, Auburn 72

1971

Poinsettia Tournament in Greenville, S.C.
Dec. 29—Auburn 103, Furman 78
Dec. 30—Clemson 77, Auburn 67

1970

Old Dominion Tournament in Norfolk, Va.
Dec. 29—Auburn 86, Xavier 73
Dec. 30—Old Dominion 89, Auburn 76

1969

Vanderbilt Classic in Nashville, Tenn.
Dec. 19—Auburn 70, St. Louis 66
Dec. 20—Auburn 85, Dartmouth 76

(CHAMPIONS)

1968

Mobile Classic in Mobile, Ala.
Dec. 27—Auburn 73, Southern Miss 70
Dec. 28—Auburn 75, Xavier 73

(CHAMPIONS)

1967

Tampa Invitational in Tampa, Fla.
Dec. 18—St. Bonaventure 77, Auburn 73
Dec. 19—Auburn 70, Rutgers 62

All-College Classic in Oklahoma City, Okla.

Dec. 27—Auburn 65, Arkansas 58
Dec. 28—Oklahoma City 78, Auburn 68
Dec. 29—Auburn 76, Virginia Tech 61

1966

Volunteer Invitational in Knoxville, Tenn.
Dec. 16—Tennessee 73, Auburn 49
Dec. 17—Miami (Fla.) 87, Auburn 73

Mobile Classic in Mobile, Ala.

Dec. 27—Auburn 67, Florida State 59
Dec. 28—Auburn 80, TCU 79 (Champs)

1965

Tampa Invitational in Tampa, Fla.
Dec. 20—Auburn 76, Columbia 75 (OT)
Dec. 21—Auburn 59, Florida State 58
(Champions)

Sugar Bowl Tournament in New Orleans, La.

Dec. 29—Dayton 85, Auburn 71
Dec. 30—Houston 89, Auburn 76

1964

Bluebonnet Bowl Tour. in Houston, Texas
Dec. 15—Houston 50, Auburn 48
Dec. 17—Auburn 94, Rice 71

Poinsettia Classic in Greenville, S.C.

Dec. 27—Clemson 77, Auburn 65
Dec. 29—Auburn 107, Furman 86

1963

Sugar Bowl Tournament in New Orleans, La.
Dec. 30—Duke 84, Auburn 67
Dec. 31—Auburn 62, Loyola (N.O.) 52

1962

Sugar Bowl Tournament in New Orleans, La.
Dec. 28—Auburn 64, Xavier 57
Dec. 29—Auburn 71, Houston 69 (OT)

(CHAMPIONS)

1961

Birmingham Classic in Birmingham, Ala.
Dec. 15—Auburn 67, LSU 50
Dec. 16—Auburn 77, VPI 63

(CHAMPIONS)

Houston Classic in Houston, Texas
Dec. 22—Texas A&M 62, Auburn 50
Dec. 23—Houston 54, Auburn 49

1960

Birmingham Classic in Birmingham, Ala.
Dec. 16—#11 Auburn 76, VPI 73
Dec. 17—#11 Auburn 74, Alabama 62

(CHAMPIONS)

1959

Birmingham Classic in Birmingham, Ala.
Dec. 18—Navy 68, Auburn 61
Dec. 19—Auburn 59, Alabama 52

1958

Birmingham Classic in Birmingham, Ala.
Dec. 19—#13 Auburn 70, Wyoming 47
Dec. 20—#13 Auburn 79, Alabama 60

(CHAMPIONS)

1957

Birmingham Classic in Birmingham, Ala.
Dec. 13—Auburn 75, TCU 63
Dec. 14—Mississippi State 52, Auburn 37

1956

Carousel Tournament in Charlotte, N.C.
Dec. 17—Auburn 89, Clemson 64
Dec. 18—Auburn 66, St. Joseph's 64
Dec. 19—Wake Forest 58, Auburn 48

1955

Blue-Gray Tournament in Montgomery, Ala.
Dec. 16—Texas 83, Auburn 76
Dec. 17—Eastern Ky. 93, Auburn 71

1954

Blue-Gray Tournament in Montgomery, Ala.
Dec. 17—Auburn 91, Washington & Lee 81
Dec. 18—Auburn 73, Tennessee 64
(Champions)

1953

Memphis Invitational in Memphis, Tenn.
Jan. 2—Auburn 78, Memphis State 64
Jan. 3—Ole Miss 65, Auburn 55

1951

Carolina Invitational in Charlotte, N.C.
Dec. 28—Auburn 66, Davidson 59
Dec. 29—Georgia Tech 79, Auburn 62
Dec. 29—South Carolina 70, Auburn 67

1948

All College Classic in Oklahoma City, Okla.
Dec. 27—Baylor 59, Auburn 44
Dec. 28—Colorado A&M 46, Auburn 41
Dec. 29—SMU 59, Auburn 41

SEC TOURNAMENT

2018

Scottrade Center in St. Louis, Mo.
March 7—Alabama 81, #16 Auburn 63

2017

Bridgestone Arena in Nashville, Tenn.
March 8—Missouri 86, Auburn 83 (OT)

2016

Bridgestone Arena in Nashville, Tenn.
March 9—Tennessee 97, Auburn 59

2015

Bridgestone Arena in Nashville, Tenn.
March 11—Auburn 74, Mississippi State 68
March 12—Auburn 66, Texas A&M 59
March 13—Auburn 73, LSU 70 (OT)
March 14—#1 Kentucky 91, Auburn 67

2014

Georgia Dome in Atlanta, Ga.
March 12—South Carolina 74, Auburn 56

2013

Bridgestone Arena in Nashville, Tenn.
March 13—Texas A&M 71, Auburn 62

2012

New Orleans Arena in New Orleans, La.
March 8—Ole Miss 68, Auburn 54

2011

Georgia Dome in Atlanta, Ga.
March 10—Georgia 69, Auburn 51

2010

Bridgestone Arena in Nashville, Tenn.
March 11—Florida 78, Auburn 69

2009

St. Pete Times Forum in Tampa, Fla.
March 13—Auburn 61, Florida 58
March 14—Tennessee 94, Auburn 85

2008

The Georgia Dome in Atlanta, Ga.
March 13—#17 Vanderbilt 93, Auburn 82

2007

The Georgia Dome in Atlanta, Ga.
March 8—Georgia 80, Auburn 65

2006

Gaylord Entertainment Center in Nashville, Tenn.
March 9—Vanderbilt 76, Auburn 71

2005

The Georgia Dome in Atlanta, Ga.
March 10—Auburn 77, Vanderbilt 73
March 11—LSU 89, Auburn 58

2004

The Georgia Dome in Atlanta, Ga.
March 11—Georgia 73, Auburn 59

2003

The Louisiana Superdome in New Orleans, La.
March 13—Auburn 66, Tennessee 53
March 14—#2 Kentucky 78, Auburn 58

2002

The Georgia Dome in Atlanta, Ga.
March 7—#11 Florida 81, Auburn 63

2001

Gaylord Entertainment Center in Nashville, Tenn.
March 8—#24 Tennessee 73, Auburn 66

2000

The Georgia Dome in Atlanta, Ga.
March 10—#23 Auburn 78, #10 Florida 70
March 11—#23 Auburn 77, So. Carolina 72 (OT)
March 12—Arkansas 75, #23 Auburn 67
(RUNNER-UP)

1999

The Georgia Dome in Atlanta, Ga.
March 5—#4 Auburn 93, Alabama 61
March 6—#14 Kentucky 69, #4 Auburn 57

1998

The Georgia Dome in Atlanta, Ga.
March 5—Florida 68, Auburn 64

1997

The Pyramid in Memphis, Tenn.
March 6—Auburn 67, Tennessee 54
March 7—#6 Kentucky 92, Auburn 50

1996

The Louisiana Superdome in New Orleans, La.
March 7—Auburn 68, Vanderbilt 65
March 8—#25 Miss. State 69, Auburn 58

1995

The Georgia Dome in Atlanta, Ga.
March 9—Auburn 81, South Carolina 66
March 10—#3 Kentucky 93, Auburn 81

1994

The Pyramid in Memphis, Tenn.
March 10—Auburn 81, Vanderbilt 56
March 11—Alabama 83, Auburn 55

1993

Rupp Arena in Lexington, Ky.
March 11—Tennessee 78, Auburn 76

1992

Birmingham-Jefferson Civic Center in Birmingham, Ala.
Ineligible to compete

1991

Memorial Gymnasium in Nashville, Tenn.
March 8—Auburn 92, #16 LSU 77
March 9—#24 Alabama 77, Auburn 59

1990

Orlando Arena in Orlando, Fla.
March 9—Auburn 78, #11 LSU 76
March 10—Alabama 87, Auburn 71

1989

Thompson-Boling Arena in Knoxville, Tenn.
March 9—Ole Miss 80, Auburn 88

1988

Assembly Center in Baton Rouge, La.
March 11—Georgia 65, Auburn 60

1987

The Omni in Atlanta, Ga.
March 6—Auburn 79, Kentucky 72
March 7—#9 Alabama 87, Auburn 68

1986

Rupp Arena in Lexington, Ky.
March 6—Mississippi State 65, Auburn 63

1985

Birmingham-Jefferson Civic Center in Birmingham, Ala.
March 6—Auburn 68, Ole Miss 60
March 7—Auburn 58, LSU 55
March 8—Auburn 43, Florida 42
March 9—Auburn 53, Alabama 49 (OT)
(CHAMPIONS)

1984

Memorial Gymnasium in Nashville, Tenn.
March 8—Auburn 59, Vanderbilt 58
March 9—Auburn 60, Tennessee 58
March 10—#3 Kentucky 51, Auburn 49
(RUNNER-UP)

1983

Birmingham-Jefferson Civic Center in Birmingham, Ala.
March 10—Alabama 62, Auburn 61

1982

Rupp Arena in Lexington, Ky.
March 3—Auburn 38, Miss. State 36 (OT)
March 4—#15 Kentucky 89, Auburn 66

1981

Birmingham-Jefferson Civic Center in Birmingham, Ala.
March 4—Florida 50, Auburn 48 (OT)


1980

Birmingham-Jefferson Civic Center in Birmingham, Ala.
February 27—Auburn 79, Georgia 71
February 28—#2 Kentucky 69, Auburn 61

- 1979**
Birmingham-Jefferson Civic Center in Birmingham, Ala.
February 28—Auburn 59, Vanderbilt 53
March 1—Auburn 95, Georgia 91 (4OT)
March 2—#20 Tennessee 74, Auburn 65
- 1952**
Jefferson County Armory in Louisville, Ky.
February 28—Alabama 63, Auburn 49
- 1951**
Jefferson County Armory in Louisville, Ky.
March 2—Kentucky 84, Auburn 54
- 1950**
Jefferson County Armory in Louisville, Ky.
March 3—LSU 73, Auburn 45
- 1949**
Jefferson County Armory in Louisville, Ky.
March 4—Kentucky 70, Auburn 39
- 1948**
Jefferson County Armory in Louisville, Ky.
March 4—Tulane 47, Auburn 40
- 1947**
Jefferson County Armory in Louisville, Ky.
February 28—Kentucky 84, Auburn 18

- 1946**
Jefferson County Armory in Louisville, Ky.
February 28—Kentucky 69, Auburn 24
- 1945**
Jefferson County Armory in Louisville, Ky.
February 29—Tennessee 56, Auburn 24
- 1944**
Jefferson County Armory in Louisville, Ky.
February 24–25—Auburn did not participate due to World War II.
- 1943**
Jefferson County Armory in Louisville, Ky.
February 25—LSU 67, Auburn 38
- 1942**
Jefferson County Armory in Louisville, Ky.
February 26—Auburn 36, Vanderbilt 34
February 27—Auburn 45, Tulane 36
February 28—Kentucky 40, Auburn 31
- 1941**
Jefferson County Armory in Louisville, Ky.
February 28—Alabama 38, Auburn 16
- 1940**
Alumni Memorial Gymnasium in Knoxville, Tenn.
February 28—Georgia 48, Auburn 41

- 1939**
Alumni Memorial Gymnasium in Knoxville, Tenn.
March 1—Auburn 43, Tulane 30
March 2—Tennessee 49, Auburn 35
- 1938**
John Parker Agricultural Center in Baton Rouge, La.
March 3—LSU 60, Auburn 34
- 1937**
Alumni Memorial Gymnasium in Knoxville, Tenn.
Feb. 26–March 1—Auburn did not participate.
- 1936**
Alumni Memorial Gymnasium in Knoxville, Tenn.
February 28—Auburn 43, Georgia 26
February 29—Tennessee 43, Auburn 25
- 1935**
No SEC Tournament held
- 1934**
Atlanta Athletic Club in Atlanta, Ga.
February 23—Tennessee 43, Auburn 26
- 1933**
Atlanta Athletic Club in Atlanta, Ga.
February 24—LSU 57, Auburn 33



Head coach Sonny Smith cuts down the nets after Auburn won the 1985 SEC Tournament

SOUTHERN CONFERENCE TOURNAMENT

- 1932**
Southern Conference Tournament in Atlanta, Ga.
February 26—Auburn 34, N.C. State 33
February 27—Auburn 30, LSU 22
February 28—North Carolina 52, Auburn 31
- 1931**
Southern Conference Tournament in Atlanta, Ga.
February 27—Auburn 33, Virginia 26
February 28—Georgia 31, Auburn 27
- 1930**
Auburn did not participate
- 1929**
Southern Conference Tournament in Atlanta, Ga.
March 1—Georgia 42, Auburn 24
- 1928**
Southern Conference Tournament in Atlanta, Ga.
February 27—Auburn 27, Clemson 26
February 28—Auburn 30, Georgia Tech 29
March 1—Auburn 42, Mississippi State 34
March 2—Ole Miss 32, Auburn 31
- 1927**
Southern Conference Tournament in Atlanta, Ga.
February 25—Auburn 38, VPI 33
February 26—North Carolina 28, Auburn 15
- 1926**
Southern Conference Tournament in Atlanta, Ga.
February 26—N.C. State 32, Auburn 26
- 1925**
Southern Conference Tournament in Atlanta, Ga.
February 18—Virginia 29, Auburn 27
- 1924**
Southern Conference Tournament in Atlanta, Ga.
February 29—Auburn 35, Georgia Tech 29
March 1—Alabama 40, Auburn 19
- 1923**
Southern Conference Tournament in Atlanta, Ga.
February 27—Mercer 45, Auburn 24
- 1922**
Southern Intercollegiate Tournament in Atlanta, Ga.
February 24—Auburn 32, Newberry 21
February 27—North Carolina 32, Auburn 27
- 1921**
Southern Intercollegiate Tournament in Atlanta, Ga.
March 3—Auburn 45, Clemson 25
March 4—Georgia 32, Auburn 24

NCAA TOURNAMENT

RESULTS (13-9, .591)

1984

NCAA East First Round at the Charlotte Coliseum in Charlotte, N.C.
March 15—Richmond 72, Auburn 71

1985

NCAA Southeast First and Second Rounds at the Athletic and Convocation Center in South Bend, Ind.
March 14—Auburn 59, Purdue 58
March 16—Auburn 66, #13 Kansas 64
Southeast Regional at the Birmingham Coliseum in Birmingham, Ala.
March 22—#7 North Carolina 62, Auburn 56

1986

NCAA West First and Second Rounds at the Long Beach Arena in Long Beach, Calif.
March 14—Auburn 73, Arizona 63
March 16—Auburn 81, #4 St. John's 65
West Regional Semifinals/Finals at The Summit in Houston, Texas
March 20—Auburn 70, UNLV 63
March 22—Louisville 84, Auburn 76

1987

NCAA Midwest First and Second Rounds at the Indiana Hoosier Dome in Indianapolis, Ind.
March 12—Auburn 62, San Diego 61
March 14—Indiana 107, Auburn 90

1988

NCAA Southeast First and Second Rounds at The Omni in Atlanta, Ga.
March 17—Auburn 90, Bradley 86
March 19—Oklahoma 107, Auburn 87

1999

NCAA South First and Second Rounds at the RCA Dome in Indianapolis, Ind.
March 11—Auburn 80, Winthrop 41
March 13—Auburn 81, Oklahoma State 74
South Regional Semifinals at Thompson-Boling Arena in Knoxville, Tenn.
March 18—Ohio State 72, Auburn 64

2000

NCAA Midwest First and Second Rounds at the Hubert H. Humphrey Metrodome in Minneapolis, Minn.
March 16—#22 Auburn 72, Creighton 69
March 17—#6 Iowa State 79, #22 Auburn 60

2003

NCAA East First and Second Rounds at the St. Pete Times Forum in Tampa, Fla.
March 21—Auburn 65, Saint Joseph's 63 (ot)
March 23—Auburn 68, #8 Wake Forest 62
East Regional Semifinals at the Pepsi Arena in Albany, N.Y.
March 28—#12 Syracuse 79, Auburn 78

2018

NCAA Midwest First and Second Rounds at Viejas Arena in San Diego, Calif.
March 16—#19 Auburn 62, College of Charleston 58
March 18—#20 Clemson 84, #19 Auburn 53

RECORDS

INDIVIDUAL SINGLE GAME

Points—36, Chris Morris (1988 vs. Bradley)
Field Goals—12, Chuck Person (1986 vs. UNLV and St. John's)
12, Marquis Daniels (2003 vs. Syracuse)
Field Goals Att.—25, Chuck Person (1985 vs. North Carolina)
3-Pointers Made—4, Gerald White (1987 vs. Indiana),
Daymeon Fishback (2000 vs. Creighton), Nathan
Watson (2003 vs. Syracuse)
3-Pointers Attempted—10, Bryce Brown (2018 vs. Charleston)
Free Throws—12, Jeff Moore (1988 vs. Oklahoma)
12, Chris Morris (1988 vs. Bradley)
Free Throws Attempted—13, Jeff Moore (1988 vs. Oklahoma)
13, Chris Morris (1988 vs. Bradley)
Rebounds—17, Charles Barkley (1984 vs. Richmond)
Assists—10, Gerald White (1987 vs. Indiana, '86 vs. UNLV)

NCAA TOURNAMENT

Points by a Player—95, Chuck Person (1986, 4 games)
Field Goals by a Player—44, Chuck Person (1986, 4 games)
3-Pointers by a Player—7, Nathan Watson (2003, 3 games)
Free Throws by a Player—16, Chris Morris (1988, 2 games),
16, Gerald White (1986, 4 games)
Rebounds by a Player—38, Chuck Person (1986, 4 games)
Assists by a Player—34, Gerald White (1986, 4 games)
Points by a Team—300 (1986, 4 games)
Field Goals by a Team—126 (1986, 4 games)
Free Throws by a Team—48 (1986, 4 games)
Rebounds by a Team—143 (1986, 4 games)

CAREER

Points—162, Chuck Person (1984, '85, '86, 8 games)
Field Goals—76, Chuck Person (1984, '85, '86, 8 games)
Free Throws—30, Jeff Moore (1985, '86, '87, '88, 11 games)
Rebounds—94, Jeff Moore (1985, '86, '87, '88, 11 games)
Assists—63, Gerald White (1984, '85, '86, '87, 10 games)

TEAM SINGLE GAME

Points—90 (1988 vs. Bradley, 1987 vs. Indiana)
Field Goals—36 (1987 vs. Indiana)
Field Goals Attempted—86 (1987 vs. Indiana)
Field Goal Percentage—.532 (33-62, 1986 vs. Louisville)
3-Pointers—11 (2000 vs. Creighton)
3-Pointers Attempted—32 (2018 vs. Clemson)
3-Point Percentage—.524 (11-21, 2000 vs. Winthrop)
Free Throws—23 (1988 vs. Bradley)
Free Throws Attempted—32 (2018 vs. Charleston)
Free Throw Percentage—.923 (12-13, 1987 vs. Indiana)
Rebounds—57 (1988 vs. Oklahoma)
Personal Fouls—25 (1987 vs. Indiana)

NCAA TOURNAMENT BOX SCORES

(12 seed) **Richmond 72**, (5 seed) **Auburn 71**

March 15, 1984

NCAA First Round East Regional
Charlotte Coliseum • Charlotte, N.C.

Richmond	FG-FGA	FT-FTA	REB	PF	TP	MIN	A	TO	BLK	S
John Newman	11-22	4-5	1	3	26	39	0	3	2	1
John Davis	3-5	0-1	12	4	6	36	4	2	0	2
Bill Flye	8-14	3-4	5	5	19	38	0	4	0	2
Greg Beckwith	1-3	3-4	7	1	5	40	9	1	0	4
Kelvin Johnson	6-10	4-5	2	3	16	40	2	3	0	0
Tim Hardin	0-1	0-0	1	2	0	5	0	0	0	0
Lee Goss	0-0	0-1	0	0	0	2	0	0	0	0
Totals	29-55	14-20	31	18	72	200	15	13	2	9

FG%: 1st Half 18-28 .643, 2nd Half 11-27 .407, Game 29-55 .527; FT%: 1st Half 3-3 1.000, 2nd Half 11-17 .647, Game 14-20 .700; Team Rebounds: 3; Deadball Rebounds: 2.

Auburn	FG-FGA	FT-FTA	REB	PF	TP	MIN	A	TO	BLK	S
Greg Turner, F	4-9	4-6	3	2	12	32	1	3	1	0
Chuck Person, F	5-16	0-1	9	5	10	34	1	2	0	1
Charles Barkley, C	8-10	7-9	17	4	23	32	4	4	2	2
Gerald White, G	4-10	1-1	0	4	9	33	3	3	0	0
Frank Ford, G	0-1	0-0	2	0	0	22	2	1	0	0
Paul Daniels	2-3	0-0	1	3	4	25	2	1	1	0
Vern Strickland	5-10	1-2	1	3	11	21	1	1	0	2
Carey Holland	1-1	0-0	0	0	2	1	0	0	0	0
Totals	29-60	13-19	34	21	71	200	14	15	4	5

FG%: 1st Half 10-24 .417, 2nd Half 19-36 .528, Game 29-60 .483; FT%: 1st Half 2-5 .400, 2nd Half 11-14 .786, Game 13-19 .684; Team Rebounds: 1; Deadball Rebounds: 2.

SCORE BY PERIODS	1	2	F
Richmond	39	33	—
Auburn	22	49	—

OFFICIALS—Jim Howell, Phil Robinson, Jim Burr
TECHNICAL FOULS—None.
ATTENDANCE—11,666

(11 seed) **Auburn 59**, (6 seed) **Purdue 58**

March 14, 1985

NCAA First Round Southeast Regional
Athletic & Convocation Center • South Bend, Ind.

Auburn	FG-FGA	FT-FTA	REB	PF	TP	MIN	A	TO	BLK	S
Chuck Person, F	9-17	2-2	8	3	20	39	0	2	1	2
Chris Morris, F	9-14	1-2	3	1	19	37	0	2	2	0
Jeff Moore, C	1-5	0-0	7	3	2	28	1	1	1	0
Frank Ford, G	4-7	1-1	6	2	9	39	3	3	0	3
Gerald White, G	3-5	1-4	5	1	7	37	4	3	0	0
Carey Holland	1-1	0-0	0	1	2	10	0	0	0	0
Johnny Lynn	0-2	0-0	1	0	0	7	0	0	0	0
Darren Guest	0-1	0-0	0	0	0	3	0	0	0	0
Totals	27-52	5-9	35	11	59	200	8	11	4	5

FG%: 1st Half 14-28 .500, 2nd Half 13-24 .541, Game 27-52 .519; FT%: 1st Half 3-5 .600, 2nd Half 2-4 .500, Game 5-9 .555; Team Rebounds: 5; Deadball Rebounds: 1.

Purdue	FG-FGA	FT-FTA	REB	PF	TP	MIN	A	TO	BLK	S
Mark Atkinson	0-2	0-0	3	4	0	36	2	0	1	1
Todd Mitchell	0-2	0-0	2	2	0	11	0	0	0	2
James Bullock	6-15	1-3	10	4	13	40	0	3	0	0
Troy Lewis	9-17	1-2	2	1	19	30	1	0	0	1
Steve Reid	9-17	0-2	3	4	18	39	6	1	1	2
Mack Gadis	0-1	0-0	0	0	0	10	0	1	0	0
Herb Robinson	0-0	0-0	0	0	0	5	0	0	0	0
Robert Littlejohn	3-5	2-2	9	0	8	29	0	2	0	1
Totals	27-59	4-9	29	15	58	200	9	7	2	7



FG%: 1st Half 12-29 .413, 2nd Half 15-30 .500, Game 27-59 .457; FT%: 1st Half 1-3 .333, 2nd Half 3-6 .500, Game 4-9 .444; Team Rebounds: 0; Deadball Rebounds: 1.

SCORE BY PERIODS	1	2	F
Auburn	31	28	—
Purdue	25	33	—

OFFICIALS—Tom Fraim, Rich Eichorst, Ron Labetich
TECHNICAL FOULS—None.
ATTENDANCE—10,480

#WAREAGLE • #UNFINISHEDBUSINESS

AUBURN MEN'S BASKETBALL



NCAA TOURNAMENT BOX SCORES

(11 seed) Auburn 66, (3 Seed) #13 Kansas 64
March 16, 1985

NCAA Second Round Southeast Regional
Athletic & Convocation Center • South Bend, Ind.

Auburn	FG-FGA	FT-FTA	REB	PF	TP	MIN	A	TO	BLK	S
Chuck Person, F	10-19	1-2	5	4	21	31	2	0	0	0
Chris Morris, F	4-9	0-1	4	1	8	40	1	0	1	0
Jeff Moore, C	2-7	1-1	5	1	5	25	0	1	1	0
Frank Ford, G	9-9	5-6	7	3	23	37	1	4	0	0
Gerald White, G	1-2	7-8	2	3	9	38	5	4	0	0
Carey Holland	0-0	0-0	3	2	0	20	0	1	0	0
Johnny Lynn	0-0	0-0	0	0	0	5	0	0	0	0
Darren Guest	0-3	0-0	5	0	0	4	0	1	1	1
Totals	26-49	14-18	33	14	66	200	9	11	3	1

FG%: 1st Half 13-26 .500, 2nd Half 13-23 .565, Game 26-49 .531; FT%: 1st Half 4-5 .800, 2nd Half 10-13 .769, Game 14-18 .778; Team Rebounds: 2; Deadball Rebounds: 1.

Kansas	FG-FGA	FT-FTA	REB	PF	TP	MIN	A	TO	BLK	S
Danny Manning	3-12	1-2	8	4	7	22	1	0	0	1
Ron Kellogg	8-16	1-1	5	2	17	38	1	0	0	1
Greg Dreiling	1-4	0-0	6	4	2	29	0	3	0	0
Cedric Hunter	4-9	1-2	3	2	9	33	4	0	0	2
Calvin Thompson	10-16	1-2	1	3	21	37	2	1	0	0
Mark Turgeon	1-2	0-0	1	0	2	7	0	1	0	0
Milton Newton	0-1	0-0	1	0	0	4	0	0	0	0
Chris Piper	3-4	0-0	1	3	6	20	1	0	0	2
Tad Boyle	0-0	0-0	0	0	0	2	0	0	0	0
Mark Pellock	0-0	0-0	1	0	0	8	0	0	0	1
Totals	30-64	4-7	30	18	64	200	9	5	0	7

FG%: 1st Half 14-28 .500, 2nd Half 16-36 .444, Game 30-64 .469; FT%: 1st Half 0-0 .000, 2nd Half 4-7 .571, Game 4-7 .571; Team Rebounds: 3; Deadball Rebounds: 0.

SCORE BY PERIODS	1	2	F
Auburn	30	36	— 66
Kansas	28	36	— 64

OFFICIALS—Tom Fraim, Jim Bain, Larry Lembo
 TECHNICAL FOULS—None.
 ATTENDANCE—10,751 (c)

(2 seed) #7 North Carolina 62, (11 seed) Auburn 56
March 22, 1985

NCAA Southeast Regional Semifinal
Birmingham Coliseum • Birmingham, Ala.

Auburn	FG-FGA	FT-FTA	REB	PF	TP	MIN	A	TO	BLK	S
Chuck Person, F	8-25	0-0	12	4	16	39	3	3	1	2
Chris Morris, F	3-10	1-2	9	2	7	38	0	0	0	2
Jeff Moore, C	2-3	0-0	2	3	4	17	1	0	0	0
Frank Ford, G	8-14	1-2	4	2	17	37	3	2	0	0
Gerald White, G	2-5	0-0	1	4	4	37	2	0	0	0
Carey Holland	2-2	4-8	1	2	8	22	0	0	1	0
Johnny Lynn	0-0	0-0	0	1	0	5	0	0	0	0
Darren Guest	0-0	0-0	1	0	0	5	0	0	0	0
Totals	25-59	6-12	33	18	56	200	9	5	2	4



FG%: 1st Half 9-27 .333, 2nd Half 16-32 .500, Game 25-59 .424; FT%: 1st Half 5-9 .556, 2nd Half 1-3 .333, Game 6-12 .500; Team Rebounds: 3; Deadball Rebounds: 3.

North Carolina	FG-FGA	FT-FTA	REB	PF	TP	MIN	A	TO	BLK	S
Dave Popson	2-4	0-0	4	1	4	14	0	0	0	0
Brad Daugherty	5-8	0-2	8	2	10	39	3	2	2	0
Joe Wolf	4-6	2-2	7	3	10	35	3	1	0	0
Buzz Peterson	0-5	0-0	2	2	0	29	2	4	0	0
Kenny Smith	9-12	4-5	3	1	22	38	6	0	0	2
Ranzino Smith	1-5	2-2	2	0	4	14	1	0	0	0
Curtis Hunter	0-1	0-2	1	0	0	5	0	0	0	0
Warren Martin	4-8	4-5	5	3	12	26	1	1	1	0
Totals	25-49	12-18	32	12	62	200	16	8	3	2

FG%: 1st Half 14-27 .519, 2nd Half 11-22 .500, Game 25-49 .510; FT%: 1st Half 5-10 .500, 2nd Half 7-8 .875, Game 12-18 .667; Team Rebounds: 0; Deadball Rebounds: 2.

SCORE BY PERIODS	1	2	F
Auburn	23	33	— 56
North Carolina	33	29	— 62

OFFICIALS—Tim Higgins, Jim Burr, J.C. Leinbech
 TECHNICAL FOULS—None.
 ATTENDANCE—16,843 (c)



NCAA TOURNAMENT BOX SCORES

(8 seed) Auburn 73, (9 seed) Arizona 63

March 14, 1986

**NCAA First Round West Regional
Long Beach Arena • Long Beach, Calif.**

Arizona	FG-FGA	FT-FTA	REB	PF	TP	MIN	A	TO	BLK	S
Anthony Cook	4-6	0-0	6	2	8	35	0	2	1	0
Sean Elliott	10-17	0-0	6	2	20	38	6	1	0	0
John Edgar	7-11	1-3	2	0	15	35	3	3	1	0
Craig McMillan	3-12	2-4	0	4	8	40	6	3	0	3
Steve Kerr	5-12	0-0	3	4	10	37	3	0	0	2
Joe Turner	1-2	0-0	3	0	2	8	1	0	0	0
Ken Lofton	0-0	0-0	0	3	0	2	1	0	0	0
Rolf Jacobs	0-0	0-0	0	1	0	1	0	0	0	0
Eric Cooper	0-0	0-0	0	1	0	1	0	1	0	0
Bruce Fraser	0-0	0-0	0	0	0	1	0	0	0	0
David Haskin	0-0	0-0	1	0	0	1	0	0	0	0
Bruce Wheatley	0-0	0-0	0	0	0	1	0	0	0	0
Totals	30-60	3-7	23	17	63	200	20	10	2	5

FG%: 1st Half 17-32 .531, 2nd Half 13-28 .464, Game 30-60 .500; FT%: 1st Half 0-1 .000, 2nd Half 3-6 .500, Game 3-7 .429; Team Rebounds: 2; Deadball Rebounds: 2.

Auburn	FG-FGA	FT-FTA	REB	PF	TP	MIN	A	TO	BLK	S
Chris Morris, F	5-7	0-1	4	1	10	31	2	0	1	0
Chuck Person, F	9-22	2-2	8	3	20	37	0	4	0	0
Jeff Moore, C	4-8	3-3	12	3	11	28	3	4	0	1
Gerald White, G	4-5	4-5	6	1	12	32	6	1	0	1
Frank Ford, G	3-6	2-3	2	1	8	39	2	0	1	1
Mike Jones	5-6	2-2	3	3	12	21	0	3	1	0
Terrance Howard	0-2	0-0	0	0	0	8	2	0	0	0
Melvin Haralson	0-0	0-0	0	0	0	1	0	0	0	0
Johnny Lynn	0-1	0-1	0	0	0	1	0	0	0	0
Rob Jones	0-0	0-0	1	0	0	1	0	0	0	1
Gary Godfrey	0-0	0-0	0	0	0	1	0	0	0	0
Totals	30-57	13-17	37	12	73	200	15	12	3	4

FG%: 1st Half 15-28 .536, 2nd Half 15-29 .517, Game 30-57 .526; FT%: 1st Half 2-2 1.000, 2nd Half 11-15 .733, Game 13-17 .765; Team Rebounds: 1; Deadball Rebounds: 1.

SCORE BY PERIODS	1	2	F	
Arizona	34	29	—	63
Auburn	32	41	—	73

OFFICIALS—Joe Forte, Rick Wulkow, Tony Stigliano
TECHNICAL FOULS—None
ATTENDANCE—11,690 (c)



(8 seed) Auburn 81, (1 seed) #4 St. John's 65

March 16, 1986

**NCAA Second Round West Regional
Long Beach Arena • Long Beach, Calif.**

Auburn	FG-FGA	FT-FTA	REB	PF	TP	MIN	A	TO	BLK	S
Chris Morris, F	4-8	1-1	5	0	9	36	2	4	0	1
Chuck Person, F	12-22	3-3	15	1	27	37	1	1	0	2
Jeff Moore, F	7-14	1-1	5	3	15	26	0	1	0	0
Gerald White, G	3-5	4-5	3	2	10	30	9	5	0	4
Frank Ford, G	4-9	0-0	5	1	8	37	2	2	0	0
Terrance Howard	3-4	0-0	2	2	6	14	2	0	0	0
Mike Jones	2-4	2-3	2	2	6	20	0	2	1	0
Totals	35-66	11-13	38	11	81	200	16	15	1	7


FG%: 1st Half 21-40 .525, 2nd Half 14-26 .538, Game 35-66 .530; FT%: 1st Half 2-3 .667, 2nd Half 9-10 .900, Game 11-13 .846; Team Rebounds: 1; Deadball Rebounds: 3.

St. John's	FG-FGA	FT-FTA	REB	PF	TP	MIN	A	TO	BLK	S
Willie Glass	5-9	2-2	1	0	12	32	1	3	0	3
Shelton Jones	3-4	0-0	4	1	6	29	0	2	0	1
Walter Berry	9-14	2-2	7	3	20	39	0	3	1	1
Ron Rowan	6-16	2-2	2	4	14	36	2	3	0	2
Mark Jackson	1-8	1-2	4	4	3	38	12	3	0	1
John Hempel	4-6	0-0	1	2	8	16	0	1	0	1
Terry Bross	1-2	0-0	1	1	2	8	0	1	0	0
Steve Shurina	0-0	0-0	0	1	0	2	0	0	0	0
Totals	29-59	7-8	22	16	65	200	15	16	1	9

FG%: 1st Half 15-30 .500, 2nd Half 14-29 .483, Game 29-59 .492; FT%: 1st Half 2-2 1.000, 2nd Half 5-6 .833, Game 7-8 .875; Team Rebounds: 2; Deadball Rebounds: 3.

SCORE BY PERIODS	1	2	F	
Auburn	44	37	—	81
St. John's	32	33	—	65

OFFICIALS—Paul Hausman, Gene Monje, Mac Chauvin
TECHNICAL FOULS—None.
ATTENDANCE—11,690 (c)



NCAA TOURNAMENT BOX SCORES

(8 seed) Auburn 70, (4 seed) #11 UNLV 63
March 20, 1986
NCAA West Regional Semifinal
The Summit • Houston, Texas

Auburn	FG-FGA	FT-FTA	REB	PF	TP	MIN	A	TO	BLK	S
Chris Morris, F	3-8	3-3	8	4	9	39	0	2	1	1
Chuck Person, F	12-22	1-2	11	1	25	37	0	1	0	2
Jeff Moore, C	5-10	1-2	9	2	11	32	4	5	0	1
Gerald White, G	3-4	6-7	1	2	12	33	10	3	0	1
Frank Ford, G	3-8	3-4	6	0	9	39	1	5	0	5
Terrance Howard	0-1	0-0	0	1	0	8	0	1	0	0
Mike Jones	2-5	0-0	1	2	4	12	2	3	1	0
Totals	28-58	14-18	41	12	70	200	17	20	2	10

FG%: 1st Half 11-26 .423, 2nd Half 17-32 .531, Game 28-58 .483; FT%: 1st Half 3-4 .750, 2nd Half 11-14 .786, Game 14-18 .778; Team Rebounds: 5; Deadball Rebounds: 1.

UNLV	FG-FGA	FT-FTA	REB	PF	TP	MIN	A	TO	BLK	S
Anthony Jones	8-19	0-3	4	1	16	39	4	1	0	1
Armon Gilliam	9-13	3-4	3	1	21	37	0	1	0	0
John Flowers	1-1	0-0	0	2	2	20	0	1	0	0
Mark Wade	0-0	0-1	3	5	0	36	12	6	0	2
Freddie Banks	9-21	2-2	1	2	20	35	6	1	0	1
Gary Graham	0-2	0-0	2	4	0	9	1	1	0	0
Eldridge Hudson	2-5	0-0	9	4	4	24	2	1	0	2
Totals	29-61	5-10	28	19	63	200	25	12	0	6

FG%: 1st Half 17-29 .586, 2nd Half 12-32 .375, Game 29-61 .475; FT%: 1st Half 0-0 .000, 2nd Half 5-10 .500, Game 5-10 .500; Team Rebounds: 6; Deadball Rebounds: 1.

SCORE BY PERIODS	1	2	F
Auburn	25	45	— 70
UNLV	34	29	— 63

OFFICIALS—Lenny Wirtz, Tim Higgins, Charlie Vacca
 TECHNICAL FOULS—None.
 ATTENDANCE—10,936

(2 seed) #7 Louisville 84, (8 seed) Auburn 76
March 22, 1986
NCAA West Regional Final
The Summit • Houston, Texas

Auburn	FG-FGA	FT-FTA	REB	PF	TP	MIN	A	TO	BLK	S
Chris Morris, F	7-10	3-3	9	4	17	34	1	4	1	4
Chuck Person, F	11-24	1-2	4	3	23	38	1	2	0	0
Jeff Moore, C	4-8	3-5	6	2	11	31	2	0	0	0
Gerald White, G	3-6	2-2	2	2	8	34	9	4	0	1
Frank Ford, G	6-10	1-2	3	4	13	34	5	0	0	1
Terrance Howard	1-1	0-0	0	3	2	12	2	0	0	0
Mike Jones	1-3	0-0	1	3	2	17	0	0	1	0
Totals	33-62	10-14	27	21	76	200	20	10	2	6


FG%: 1st Half 20-32 .625, 2nd Half 13-30 .433, Game 33-62 .532; FT%: 1st Half 3-5 .600, 2nd Half 7-9 .778, Game 10-14 .714; Team Rebounds: 2; Deadball Rebounds: 2.

Louisville	FG-FGA	FT-FTA	REB	PF	TP	MIN	A	TO	BLK	S
Herbert Crook	8-12	4-5	11	3	20	39	3	1	0	1
Billy Thompson	5-10	3-4	7	4	13	26	4	4	0	1
Pervis Ellison	7-14	1-3	10	2	15	35	0	2	2	3
Milt Wagner	4-9	8-8	2	2	16	40	9	2	0	0
Jeff Hall	7-12	0-0	0	1	14	36	2	1	0	0
Mark McSwain	2-3	0-0	4	2	4	15	2	1	0	0
Kevin Walls	1-2	0-0	0	1	2	4	0	0	0	0
Tony Kimbro	0-1	0-0	1	0	0	5	0	1	0	0
Totals	34-63	16-20	37	15	84	200	20	12	2	5

FG%: 1st Half 22-39 .564, 2nd Half 12-24 .500, Game 34-63 .540; FT%: 1st Half 0-0 .000, 2nd Half 16-20 .800, Game 16-20 .800; Team Rebounds: 2; Deadball Rebounds: 0.

SCORE BY PERIODS	1	2	F
Auburn	43	33	— 76
Louisville	44	40	— 84

OFFICIALS—Don Rutledge, Lenny Wirtz, Charlie Vacca
 TECHNICAL FOULS—None.
 ATTENDANCE—9,650



NCAA TOURNAMENT BOX SCORES

(8 seed) Auburn 62, (9 seed) San Diego 61
March 12, 1987
NCAA First Round Midwest Regional
Indiana Hoosier Dome • Indianapolis, Ind.

San Diego	FG-A	3FG-A	FT-A	REB	PF	TP	MIN	A	TO	BLK	S
Mark Manor	5-10	1-2	0-0	5	2	11	31	3	1	0	0
Mike Madden	3-8	0-0	1-3	11	1	7	34	3	2	2	1
Scott Thompson	5-11	0-1	4-4	4	4	14	25	1	2	1	0
Paul Leonard	3-7	0-2	0-0	2	1	6	38	5	3	0	1
Danny Means	7-12	2-5	2-3	4	1	18	30	2	0	0	3
Steve Krallman	1-2	0-0	0-2	2	2	2	20	0	1	0	1
Marty Munn	0-2	0-2	0-0	0	2	0	11	0	0	0	0
Eric Musselman	1-2	1-2	0-0	0	1	3	2	0	0	0	0
Mike Haupt	0-0	0-0	0-0	1	1	0	9	1	1	0	1
Totals	25-54	4-14	7-12	30	15	61	200	15	10	3	7

FG%: 1st Half 14-28 .500, 2nd Half 11-26 .423, Game 25-54 .463; 3FG%: 1st Half 4-9 .444, 2nd Half 0-5 .000, Game 4-14 .286; FT%: 1st Half 1-4 .250, 2nd Half 6-8 .750, Game 7-12 .583; Team Rebounds: 1; Deadball Rebounds: 1.

Auburn	FG-A	3FG-A	FT-A	REB	PF	TP	MIN	A	TO	BLK	S
Mike Jones, F	11-16	0-0	2-4	7	3	24	32	2	1	2	0
Chris Morris, F	6-12	1-2	1-1	11	3	14	38	2	2	2	0
Jeff Moore, C	4-13	0-0	6-7	14	3	14	33	0	0	0	0
Gerald White, G	2-6	0-4	0-0	3	2	4	34	5	1	0	2
Frank Ford, G	2-9	0-2	2-4	5	2	6	40	3	4	0	3
Terrance Howard	0-1	0-1	0-0	0	1	0	17	0	1	0	0
Johnny Lynn	0-2	0-0	0-0	0	0	0	5	0	0	0	0
John Caylor	0-0	0-0	0-0	0	0	0	1	0	0	0	0
Totals	25-59	1-9	11-16	42	14	62	200	12	9	4	5

FG%: 1st Half 11-26 .423, 2nd Half 14-33 .424, Game 25-59 .424; 3FG%: 1st Half 0-5 .000, 2nd Half 1-4 .250, Game 1-9 .111; FT%: 1st Half 6-7 .857, 2nd Half 5-9 .556, Game 11-16 .688; Team Rebounds: 2; Deadball Rebounds: 0.

SCORE BY PERIODS	1	2	F
San Diego	33	28	— 61
Auburn	28	34	— 62

OFFICIALS—Mickey Crowley, Chuck Weinkauff, Rusty Herring
 TECHNICAL FOULS—None
 ATTENDANCE—29,610

(1 seed) #3 Indiana 107, (8 seed) Auburn 90
March 14, 1987
NCAA Second Round Midwest Regional
Indiana Hoosier Dome • Indianapolis, Ind.

Auburn	FG-A	3FG-A	FT-A	REB	PF	TP	MIN	A	TO	BLK	S
Mike Jones, F	10-22	1-2	9-9	9	1	30	36	1	2	0	1
Chris Morris, F	5-11	0-0	0-1	4	5	10	22	2	0	0	0
Jeff Moore, C	11-20	0-0	2-2	10	4	24	33	1	0	0	1
Gerald White, G	6-13	4-9	1-1	1	2	17	37	10	4	1	1
Frank Ford, G	4-11	1-2	0-0	3	5	9	28	0	0	0	0
Terrance Howard	0-4	0-0	0-0	4	4	0	19	1	2	0	0
Johnny Lynn	0-4	0-1	0-0	2	2	0	13	0	2	0	1
John Caylor	0-0	0-0	0-0	0	2	0	10	0	1	0	2
Derrick Dennison	0-1	0-0	0-0	0	0	0	2	0	0	0	0
Totals	36-86	6-14	12-13	34	25	90	200	15	11	1	6



FG%: 1st Half 19-44 .432, 2nd Half 17-42 .405, Game 36-86 .419; 3FG%: 1st Half 3-5 .600, 2nd Half 3-9 .333, Game 6-14 .429; FT%: 1st Half 7-7 1.000, 2nd Half 5-6 .833, Game 12-13 .923; Team Rebounds: 1; Deadball Rebounds: 0.

Indiana	FG-A	3FG-A	FT-A	REB	PF	TP	MIN	A	TO	BLK	S
Daryl Thomas	9-14	0-0	9-10	8	1	27	36	0	4	0	3
Dean Garrett	4-6	0-0	1-2	3	4	9	16	0	1	2	0
Steve Alford	10-17	7-11	4-5	3	2	31	38	5	2	0	0
Keith Smart	7-12	0-2	6-7	9	3	20	39	15	5	0	1
Steve Eyl	0-0	0-0	0-0	5	3	0	16	2	1	0	0
Todd Meier	0-0	0-0	0-0	2	1	0	9	0	0	0	0
Kreigh Smith	0-0	0-0	0-0	0	0	0	2	0	0	0	0
Joe Hillman	1-2	0-0	0-0	0	0	2	2	0	0	0	0
Brian Sloan	0-0	0-0	0-0	0	0	0	1	1	0	0	0
Tony Freeman	0-0	0-0	0-0	0	0	0	1	0	0	0	0
Dave Minor	0-0	0-0	0-0	1	0	0	1	0	0	0	0
Totals	38-63	7-13	24-28	45	14	107	200	24	18	2	5

FG%: 1st Half 18-27 .667, 2nd Half 20-36 .556, Game 38-63 .603; 3FG%: 1st Half 2-3 .667, 2nd Half 5-10 .500, Game 7-13 .538; FT%: 1st Half 15-18 .833, 2nd Half 9-10 .900, Game 24-28 .857; Team Rebounds: 1; Deadball Rebounds: 1. Half 3-5 .600, 2nd Half 3-9 .333, Game 6-14 .429; FT%: 1st Half 7-7 1.000, 2nd Half 5-6 .833, Game 12-13 .923; Team Rebounds: 1; Deadball Rebounds: 0.

SCORE BY PERIODS	1	2	F
Auburn	48	42	— 90
Indiana	53	54	— 107

OFFICIALS—Rick Wulkow, Chuck Weinkauff, Rusty Herring
 TECHNICAL FOULS—None
 ATTENDANCE—34,076



WAREAGLE • # UNFINISHED BUSINESS

AUBURN MEN'S BASKETBALL

NCAA TOURNAMENT BOX SCORES

(8 seed) Auburn 90, (9 seed) #11 Bradley 86

March 17, 1988

**NCAA First Round Southeast Regional
The Omni • Atlanta, Ga.**

Bradley	FG-A	3FG-A	FT-A	REB	PF	TP	MIN	A	TO	BLK	S
Donald Powell	4-9	0-0	2-5	7	5	10	37	1	0	0	3
Trevor Trimpe	1-4	1-4	0-0	1	1	3	11	2	0	0	0
Luke Jackson	7-10	0-1	0-3	5	2	14	34	2	3	0	0
Anthony Manuel	0-3	0-0	0-0	4	4	0	40	10	6	0	0
Hersey Hawkins	15-25	6-8	8-11	10	3	44	40	6	4	2	3
Jerry Thomas	4-9	0-1	0-0	1	5	8	25	3	0	0	0
Paul Wilson	3-6	1-3	0-2	5	3	7	13	1	2	0	1
Totals	34-66	8-17	10-21	39	23	86	200	25	15	2	7

FG%: 1st Half 21-35 .600, 2nd Half 13-31 .419, Game 34-66 .515; 3FG%: 1st Half 5-6 .833, 2nd Half 3-11 .273, Game 8-17 .471; FT%: 1st Half 6-9 .667, 2nd Half 4-12 .333, Game 10-21 .476; Team Rebounds: 5; Deadball Rebounds: 4.

Auburn	FG-A	3FG-A	FT-A	REB	PF	TP	MIN	A	TO	BLK	S
John Caylor, F	5-8	3-6	5-6	5	2	18	38	2	3	0	2
Chris Morris, F	11-23	2-5	12-13	12	3	36	37	4	3	3	2
Jeff Moore, C	6-16	0-0	1-1	13	2	13	36	1	2	1	1
Terrance Howard, G	2-4	0-1	0-0	5	1	4	24	5	1	0	1
Derrick Dennison, G	1-6	1-2	2-2	1	3	5	17	3	0	0	1
Johnny Lynn	1-4	1-3	0-0	0	0	3	21	7	1	0	1
Matt Geiger	1-3	0-0	1-3	3	3	3	7	1	2	0	0
Keenan Carpenter	3-8	0-1	2-2	2	3	8	20	0	0	0	1
Totals	30-72	7-18	23-27	44	17	90	200	23	12	4	9

FG%: 1st Half 17-41 .415, 2nd Half 13-31 .419, Game 30-72 .417; 3FG%: 1st Half 4-10 .400, 2nd Half 3-8 .375, Game 7-18 .389; FT%: 1st Half 7-8 .875, 2nd Half 16-19 .842, Game 23-27 .852; Team Rebounds: 3; Deadball Rebounds: 1.

SCORE BY PERIODS	1	2	F
Bradley	53	33	— 86
Auburn	45	45	— 90

OFFICIALS—Jack Hannon, Dick Lynch, Dave Hall
TECHNICAL FOULS—Morris
ATTENDANCE—10,566

(1 seed) #8 Oklahoma 107, (8 seed) Auburn 87

March 19, 1988

**NCAA Second Round Southeast Regional
The Omni • Atlanta, Ga.**

Auburn	FG-A	3FG-A	FT-A	REB	PF	TP	MIN	A	TO	BLK	S
John Caylor, F	6-12	2-5	0-0	9	5	14	25	2	4	0	0
Chris Morris, F	6-13	1-4	4-4	5	5	17	23	2	3	3	0
Jeff Moore, C	5-18	0-0	12-13	11	4	22	34	2	1	1	1
Terrance Howard, G	3-13	1-6	0-0	4	2	7	34	8	8	0	1
Derrick Dennison, G	3-9	1-1	0-1	7	2	7	23	0	5	0	1
Johnny Lynn	4-5	3-4	3-3	3	2	14	23	3	4	0	1
Matt Geiger	0-1	0-0	2-2	3	3	2	15	1	0	0	1
Keenan Carpenter	2-10	0-4	0-0	2	1	4	20	0	0	0	0
Dustin Hester	0-0	0-0	0-0	0	0	0	1	0	0	0	0
Pete McBee	0-0	0-0	0-0	0	0	0	1	0	0	0	0
John Walker	0-3	0-0	0-0	1	0	0	1	0	0	0	0
Totals	29-84	8-24	21-23	57	24	87	200	18	25	4	5


FG%: 1st Half 11-35 .314, 2nd Half 18-49 .367, Game 29-84 .345; 3FG%: 1st Half 4-7 .571, 2nd Half 4-17 .235, Game 8-24 .333; FT%: 1st Half 11-11 1.000, 2nd Half 10-12 .833, Game 21-23 .913; Team Rebounds: 12; Deadball Rebounds: 0.

Oklahoma	FG-A	3FG-A	FT-A	REB	PF	TP	MIN	A	TO	BLK	S
Harvey Grant	4-10	0-0	0-1	2	4	8	19	1	2	1	1
Dave Sieger	5-9	5-9	0-0	1	4	15	28	6	0	0	4
Stacey King	14-22	0-0	9-12	9	2	37	40	3	3	2	1
Mookie Blaylock	8-14	2-4	3-3	4	1	21	39	9	1	0	4
Ricky Grace	5-9	1-3	4-4	6	3	15	37	8	2	0	2
Art Pollard	0-0	0-0	0-0	0	0	0	1	0	1	0	0
Mike Bell	0-0	0-0	0-0	1	0	0	2	0	1	1	0
Terrence Mullins	4-6	1-1	0-1	4	2	9	12	2	0	0	1
Andre Wiley	0-0	0-0	0-2	1	5	0	9	1	2	0	1
Anthony Martin	1-6	0-0	0-0	3	2	2	13	1	1	0	2
Totals	41-76	9-17	16-23	39	23	107	200	31	13	4	16

FG%: 1st Half 20-37 .541, 2nd Half 21-39 .538, Game 41-76 .539; 3FG%: 1st Half 7-12 .583, 2nd Half 2-5 .400, Game 9-17 .529; FT%: 1st Half 4-7 .571, 2nd Half 12-16 .750, Game 16-23 .696; Team Rebounds: 8; Deadball Rebounds: 3.

SCORE BY PERIODS	1	2	F
Auburn	37	50	— 87
Oklahoma	51	56	— 107

OFFICIALS—Joe Silvester, Jack Hannon, Eric Harmon
TECHNICAL FOULS—None
ATTENDANCE—14,528



NCAA TOURNAMENT BOX SCORES

(1 seed) #4 Auburn 80, (16 seed) Winthrop 41

March 11, 1999

NCAA South Regional First Round

RCA Dome • Indianapolis, Ind.

Winthrop	FG-A	3FG-A	FT-A	REB	PF	TP	MIN	A	TO	BLK	S
Heson Groves, F	1-6	0-0	1-2	5	2	3	37	2	5	1	0
Jacques Vandescure, F	2-5	0-0	2-5	7	1	6	26	1	4	0	1
Eric Fisher, C	1-2	0-0	0-0	2	3	2	10	0	0	3	1
Roger Toxey, G	0-6	0-2	0-0	1	1	0	20	0	3	0	1
Tyson Waterman, G	2-8	2-6	0-0	3	2	6	27	2	1	0	1
Pierre Wooten	1-5	0-0	2-4	2	2	4	7	0	0	0	0
Robbie Waldrop	2-5	2-5	0-0	1	0	6	13	1	2	0	0
Adrian Stockman	0-2	0-0	0-0	2	0	0	10	1	3	0	1
Rob Wallace	1-3	1-3	0-0	2	1	3	7	0	0	0	1
Dan Tollens	1-3	0-1	0-0	2	0	2	8	0	3	0	0
Reggie Coles	1-4	1-2	0-0	0	1	3	3	0	0	0	0
Juon Pinckney	1-2	0-0	0-0	3	3	2	12	0	1	0	0
Eyo Effiong	1-4	0-0	2-5	1	3	4	18	0	2	1	0
Owen Barnes	0-0	0-0	0-0	0	0	0	2	0	0	0	0
Team				10							
Totals	14-55	6-19	7-16	41	19	41	200	7	25	5	6

FG%: 1st Half 7-25 .280, 2nd Half 7-30 .233, Game 14-55 .255; 3FG%: 1st Half 3-10 .300, 2nd Half 3-9 .333, Game 6-19 .316; FT%: 1st Half 1-2 .500, 2nd Half 6-14 .429, Game 7-16 .438; Deadball Rebounds: 4.

Auburn	FG-A	3FG-A	FT-A	REB	PF	TP	MIN	A	TO	BLK	S
Chris Porter, F	4-9	0-0	1-1	5	3	9	24	0	1	0	4
Bryant Smith, F	3-11	1-1	2-4	9	2	9	26	1	3	0	2
Mamadou N'diaye, C	2-8	0-0	2-2	10	2	6	24	0	2	2	1
Scott Pohlman, G	4-8	3-5	3-5	0	1	14	23	1	2	0	2
Doc Robinson, G	6-9	2-4	0-0	3	0	14	23	4	2	0	2
Reggie Sharp	1-5	0-0	1-2	1	2	3	16	3	1	0	0
Jay Heard	3-6	2-5	1-2	9	0	9	16	4	1	0	4
Charlton Barker	0-0	0-0	2-4	2	0	2	2	0	0	0	0
Corey Watkins	0-0	0-0	0-0	0	0	0	1	1	0	0	0
Daymeon Fishback	1-6	1-4	2-2	4	1	5	19	0	1	0	1
Mack McGadney	2-7	0-2	0-0	4	0	4	8	0	0	0	0
Abe Smith	0-0	0-0	0-0	1	0	0	2	0	1	0	0
Adrian Chilliest	1-2	0-0	0-0	2	0	2	10	0	0	0	0
Adrian Person	1-3	1-2	0-0	2	2	3	6	0	0	0	0
Team				3							
Totals	28-74	10-23	14-22	55	13	80	200	14	14	2	16

FG%: 1st Half 13-33 .394, 2nd Half 15-41 .366, Game 28-74 .378; 3FG%: 1st Half 5-11 .455, 2nd Half 5-12 .417, Game 10-23 .435; FT%: 1st Half 6-8 .750, 2nd Half 8-14 .571, Game 14-22 .636; Deadball Rebounds: 4.

SCORE BY PERIODS	1	2	F	
Winthrop	18	23	--	41
Auburn	37	43	--	80

OFFICIALS--Donnee Gray, Tom Clark, Tim Gabutero
 TECHNICAL FOULS--None
 ATTENDANCE--27,184



(1 seed) #4 Auburn 81, (9 seed) Oklahoma State 74

March 13, 1999

NCAA South Regional Second Round

RCA Dome • Indianapolis, Ind.

Oklahoma State	FG-A	3FG-A	FT-A	REB	PF	TP	MIN	A	TO	BLK	S
Glendon Alexander, F	1-7	0-3	3-4	1	0	5	26	1	1	0	0
Desmond Mason, F	8-11	2-4	8-9	9	1	26	37	2	1	0	2
Alex Webber, C	2-2	0-0	0-0	0	4	4	11	0	0	0	0
Adrian Peterson, G	11-16	4-8	1-2	4	2	27	39	0	2	0	1
Doug Gottlieb, G	1-4	0-0	1-2	2	3	3	36	12	6	0	0
Fredrik Jonzen	1-3	0-0	0-0	2	0	2	9	0	1	0	1
Brian Montonati	0-4	0-0	1-2	4	5	1	25	1	3	2	0
Joe Adkins	2-5	2-5	0-1	4	2	6	17	2	2	0	1
Team				2							
Totals	26-52	8-20	14-20	28	17	74	200	18	16	2	5


FG%: 1st Half 11-28 .393, 2nd Half 15-24 .625, Game 26-52 .500; 3FG%: 1st Half 3-9 .333, 2nd Half 5-11 .455, Game 8-20 .400; FT%: 1st Half 8-13 .615, 2nd Half 6-7 .857, Game 14-20 .700; Deadball Rebounds: 1.

Auburn	FG-A	3FG-A	FT-A	REB	PF	TP	MIN	A	TO	BLK	S
Chris Porter, F	4-8	0-0	1-2	10	1	9	33	1	3	0	2
Bryant Smith, F	6-11	1-4	4-4	4	1	17	36	2	0	0	0
Mamadou N'diaye, C	3-6	0-0	1-2	7	3	7	29	0	1	1	0
Scott Pohlman, G	11-17	2-3	4-4	3	2	28	32	1	0	0	0
Doc Robinson, G	6-9	1-3	0-0	1	4	13	24	3	1	0	0
Reggie Sharp	1-4	0-3	0-0	1	1	2	9	2	1	0	1
Jay Heard	2-4	1-2	0-0	2	2	5	18	2	1	0	3
Charlton Barker	0-0	0-0	2-4	2	0	2	2	0	0	0	0
Daymeon Fishback	0-4	0-1	0-0	2	0	0	8	0	0	0	0
Mack McGadney	0-1	0-1	0-0	2	2	0	9	1	0	0	0
Adrian Chilliest	0-0	0-0	0-0	0	1	0	2	0	2	0	0
Team				3							
Totals	33-64	5-17	10-12	35	17	81	200	12	9	1	6

FG%: 1st Half 15-36 .417, 2nd Half 18-28 .643, Game 33-64 .516; 3FG%: 1st Half 3-11 .273, 2nd Half 2-6 .333, Game 5-17 .294; FT%: 1st Half 4-4 1.000, 2nd Half 6-8 .750, Game 10-12 .833; Deadball Rebounds: 1.

SCORE BY PERIODS	1	2	F	
Oklahoma State	33	41	--	74
Auburn	37	44	--	81

OFFICIALS--Ted Hillary, Donnee Gray, Lonnie Dixon
 TECHNICAL FOULS--None
 ATTENDANCE--30,318



NCAA TOURNAMENT BOX SCORES

(4 seed) #14 Ohio State 72, (1 seed) #4 Auburn 64

March 18, 1999

NCAA South Regional Semifinal

Thompson-Boling Arena • Knoxville, Tenn.

Ohio State	FG-A	3FG-A	FT-A	REB	PF	TP	MIN	A	TO	BLK	S
Brian Brown, F	2-9	1-4	4-6	6	0	9	33	4	1	1	1
Jason Singleton, F	3-4	0-0	1-3	2	4	7	21	1	1	0	1
Ken Johnson, C	2-4	0-0	0-2	2	4	4	25	0	1	1	0
Scoonie Penn, G	9-16	4-7	4-4	3	4	26	36	4	0	1	3
Michael Redd, G	9-19	1-3	3-4	10	2	22	36	2	2	0	1
Neshaun Coleman	0-1	0-1	0-0	3	0	0	4	0	0	0	0
Boban Savovic	1-3	0-2	0-0	0	1	2	12	0	1	0	0
Jon Sanderson	0-2	0-0	0-1	2	1	0	6	0	1	0	0
George Reese	1-4	0-0	0-3	3	0	2	27	0	2	0	1
Team				6							
Totals	27-62	6-17	12-23	37	16	72	200	11	9	3	7

FG%: 1st Half 14-35 .400, 2nd Half 13-27 .481, Game 27-62 .435; 3FG%: 1st Half 3-10 .300, 2nd Half 3-7 .429, Game 6-17 .353; FT%: 1st Half 0-0 .000, 2nd Half 12-23 .522, Game 12-23 .522; Deadball Rebounds: 5.

Auburn	FG-A	3FG-A	FT-A	REB	PF	TP	MIN	A	TO	BLK	S
Chris Porter, F	6-10	2-3	1-2	11	5	15	32	2	5	0	0
Bryant Smith, F	4-9	0-3	2-2	2	1	10	33	1	2	0	2
Mamadou N'diaye, C	1-3	0-0	1-2	11	3	3	34	1	4	3	1
Scott Pohlman, G	2-8	1-5	2-2	2	2	7	24	3	2	0	0
Doc Robinson, G	5-13	2-3	2-3	0	3	14	33	6	3	0	0
Reggie Sharp	0-0	0-0	0-0	0	0	0	3	0	0	0	0
Jay Heard	0-3	0-2	1-2	1	1	1	9	0	0	0	1
Daymeon Fishback	4-10	3-6	1-2	9	1	12	23	1	1	0	0
Mack McGadney	1-3	0-0	0-0	1	1	2	6	0	0	0	1
Abe Smith	0-0	0-0	0-0	0	0	0	1	0	0	0	0
Adrian Chilliest	0-0	0-0	0-0	0	0	0	2	0	1	0	0
Team				4							
Totals	23-59	8-22	10-15	41	17	64	200	14	18	3	5

FG%: 1st Half 8-29 .276, 2nd Half 15-30 .500, Game 23-59 .390; 3FG%: 1st Half 4-11 .364, 2nd Half 4-11 .364, Game 8-22 .364; FT%: 1st Half 6-11 .545, 2nd Half 4-4 1.000, Game 10-15 .667; Deadball Rebounds: 4.

SCORE BY PERIODS	1	2	F	
Ohio State	31	41	--	72
Auburn	26	38	--	64

OFFICIALS--Tim Higgins, Lonnie Dixon, Dick Cartmell
 TECHNICAL FOULS--None
 ATTENDANCE--23,898



(7 seed) #22 Auburn 72, (10 seed) Creighton 69

March 16, 2000

NCAA Midwest Regional First Round

Hubert H. Humphrey Metrodome • Minneapolis, Minn.

Creighton	FG-A	3FG-A	FT-A	REB	PF	TP	MIN	A	TO	BLK	S
Matt West, F	1-3	1-2	0-0	1	0	3	22	0	0	0	0
Donnie Johnson, F	2-6	0-0	0-0	0	4	4	18	2	2	0	2
Alan Huss, C	1-6	0-1	0-0	5	2	2	21	2	0	0	0
Ben Walker, G	6-13	1-3	0-0	5	1	13	32	0	1	0	1
Ryan Sears, G	6-12	4-10	2-5	4	2	18	38	8	0	0	2
Kyle Korver	4-13	2-10	0-0	2	1	10	28	3	0	1	2
Livan Pyfrom	1-2	0-0	1-2	1	1	3	9	0	1	0	1
Justin Haynes	2-4	1-1	0-0	4	3	5	17	0	1	0	0
Terrell Taylor	4-6	3-5	0-0	1	4	11	14	1	1	1	0
Dan Kolder	0-0	0-0	0-0	0	0	0	1	0	0	0	0
Team				6							
Totals	27-65	12-32	3-7	29	18	69	200	16	6	3	8

FG%: 1st Half 10-29 .345, 2nd Half 17-36 .472, Game 27-65 .415; 3FG%: 1st Half 4-15 .267, 2nd Half 8-17 .471, Game 12-32 .375; FT%: 1st Half 1-2 .500, 2nd Half 2-5 .400, Game 3-7 .429; Deadball Rebounds: 2.

Auburn	FG-A	3FG-A	FT-A	REB	PF	TP	MIN	A	TO	BLK	S
Mack McGadney, F	6-11	2-4	1-3	3	1	15	33	2	0	1	0
Mamadou N'diaye, C	4-5	0-0	7-9	11	1	15	32	2	1	3	1
Jay Heard, G	2-4	2-3	0-0	1	1	6	14	0	1	1	0
Daymeon Fishback, G	6-9	4-5	0-0	6	1	16	32	1	3	1	0
Doc Robinson, G	3-10	1-3	2-2	6	2	9	33	6	1	0	0
Marquis Daniels	2-4	1-2	0-1	0	0	5	14	0	3	0	0
Scott Pohlman	2-7	1-4	1-1	2	2	6	26	1	3	0	0
Reggie Sharp	0-0	0-0	0-0	4	1	0	16	0	1	0	0
Jimbo Tolbert	0-0	0-0	0-0	0	0	0	0+	0	1	0	0
Team				5						1	
Totals	25-50	11-21	11-16	38	9	72	200	12	15	6	1

FG%: 1st Half 16-26 .615, 2nd Half 9-24 .375, Game 25-50 .500; 3FG%: 1st Half 6-12 .500, 2nd Half 5-9 .556, Game 11-21 .524; FT%: 1st Half 2-3 .667, 2nd Half 9-13 .692, Game 11-16 .688; Deadball Rebounds: 3.

SCORE BY PERIODS	1	2	F	
Creighton	25	44	--	69
Auburn	40	32	--	72

OFFICIALS--Donnee Gray, Reggie Greenwood, Andy Rios
 TECHNICAL FOULS--None
 ATTENDANCE--20,013



NCAA TOURNAMENT BOX SCORES

(2 seed) #6 Iowa State 79, (7 seed) #22 Auburn 60
March 18, 2000

NCAA Midwest Regional Second Round

Hubert H. Humphrey Metrodome • Minneapolis, Minn.

Auburn	FG-A	3FG-A	FT-A	REB	PF	TP	MIN	A	TO	BLK	S
Mack McGadney, F 4-10	0-2	0-0	0-0	6	5	8	24	0	1	0	0
Mamadou N'diaye, C 4-7	0-0	0-0	1-3	3	4	9	34	0	1	2	1
Jay Heard, G 2-6	0-2	0-1	1	2	4	16	1	0	0	0	0
Daymeon Fishback, G 3-9	2-8	0-0	0-0	6	3	8	31	3	2	0	0
Doc Robinson, G 5-18	2-8	0-0	0-0	3	1	12	33	2	2	0	0
Marquis Daniels 5-7	1-1	1-1	7	4	12	30	0	1	0	2	
Scott Pohlman 1-5	1-3	0-0	1	2	3	23	3	1	0	0	
Reggie Sharp 0-0	0-0	0-0	0	0	0	6	2	1	0	0	
Jamison Brewer 0-1	0-0	4-5	0	0	4	3	0	1	0	0	
Team				4					1		
Totals	24-63	6-24	6-10	31	21	60	200	11	11	2	3

FG%: 1st Half 14-27 .519, 2nd Half 10-36 .278, Game 24-63 .381; 3FG%: 1st Half 3-9 .333, 2nd Half 3-15 .200, Game 6-24 .250; FT%: 1st Half 2-4 .500, 2nd Half 4-6 .667, Game 6-10 .600; Deadball Rebounds: 0.

Iowa State	FG-A	3FG-A	FT-A	REB	PF	TP	MIN	A	TO	BLK	S
Stevie Johnson, F 6-8	1-1	8-11	8	4	21	34	1	0	1	0	0
Marcus Fizer, F 7-17	0-3	8-9	12	3	22	38	1	2	0	0	0
Kantrail Horton, G 1-3	0-2	0-0	2	1	2	37	4	1	0	0	0
Jamaal Tinsley, G 3-10	2-4	4-6	4	3	12	38	7	4	2	3	
Michael Nurse, G 4-5	1-2	5-5	5	3	14	37	2	2	0	1	
Martin Rancik 1-1	0-0	0-0	2	1	2	4	0	0	0	0	
Brandon Hawkins 1-2	0-1	0-0	2	0	2	8	1	1	0	1	
Richard Evans 2-2	0-0	0-0	2	0	4	4	0	0	0	0	
Team				1					1		
Totals	25-48	4-13	25-31	38	15	79	200	16	11	3	5

FG%: 1st Half 11-24 .458, 2nd Half 14-24 .583, Game 25-48 .521; 3FG%: 1st Half 1-5 .200, 2nd Half 3-8 .375, Game 4-13 .308; FT%: 1st Half 9-10 .900, 2nd Half 16-21 .762, Game 25-31 .806; Deadball Rebounds: 3.

SCORE BY PERIODS	1	2	F
Auburn	33	27	--
Iowa State	32	47	--

OFFICIALS--Mike Sanzere, Bob Donato, Donnee Gray
TECHNICAL FOULS--None
ATTENDANCE--26,328

(10 seed) Auburn 65, (7 seed) Saint Joseph's 63 (ot)
March 21, 2003

NCAA East Regional First Round

St. Pete Times Forum • Tampa, Fla.

Auburn	FG-A	3FG-A	FT-A	REB	PF	TP	MIN	A	TO	BLK	S
Marquis Daniels, F 10-19	3-4	2-4	8	1	25	42	4	1	0	2	
Marco Killingsworth, F 7-15	0-2	1-1	7	1	15	36	1	4	0	1	
Kyle Davis, C 3-5	0-0	1-2	9	3	7	33	1	4	4	0	
Derrick Bird, G 3-8	2-6	3-4	1	4	11	37	0	4	1	0	
Lewis Monroe, G 0-4	0-2	0-0	4	2	0	41	4	1	0	0	
Brandon Robinson 0-1	0-0	1-2	4	3	1	0	1	0	0	1	
Nathan Watson 2-5	2-4	0-0	2	1	6	13	0	0	0	0	
Donny Calton 0-0	0-0	0-0	0	1	0	0+	0	0	0	0	
Chris Lollar 0-0	0-0	0-0	0	0	0	2	1	0	0	0	
Team				3							
Totals	25-57	7-18	8-13	38	16	65	225	11	15	5	4

FG%: 1st Half 13-30 .433, 2nd Half 9-21 .429, OT 3-6 .500, Game 25-57 .439; 3FG%: 1st Half 4-11 .364, 2nd Half 3-7 .429, OT 0-0 .000, Game 7-18 .389; FT%: 1st Half 2-4 .500, 2nd Half 4-6 .667, OT 2-3 .667, Game 8-13 .615; Deadball Rebounds: 2.

Saint Joe's	FG-A	3FG-A	FT-A	REB	PF	TP	MIN	A	TO	BLK	S
Pat Carroll, F 0-5	0-5	0-0	1	1	0	22	1	1	0	1	
Dave Mallon, F 1-3	1-2	0-0	1	0	3	9	1	0	0	0	
Alexandre Sazanov, C 2-4	0-0	3-4	4	3	7	13	0	3	0	0	
Tyrone Barley, G 0-4	0-2	0-0	3	4	0	34	6	2	0	3	
Jameer Nelson, G 11-22	3-7	7-8	9	2	32	45	1	0	0	1	
Chris Cologer 0-0	0-0	0-0	3	0	0	9	0	0	0	0	
Dwayne Lee 0-0	0-0	0-0	0	0	0	0+	0	0	0	0	
Chet Stachitas 0-1	0-1	0-0	0	0	0	2	0	0	0	0	
Delonte West 3-13	2-7	2-2	3	3	10	33	2	2	0	2	
Dwayne Jones 4-5	0-0	1-2	6	1	9	32	0	0	4	0	
John Bryant 1-2	0-0	0-0	2	5	2	26	0	3	0	1	
Team				4					1		
Totals	22-59	6-24	13-16	36	19	63	225	11	12	4	8

FG%: 1st Half 7-24 .292, 2nd Half 13-30 .433, OT 2-5 .400, Game 22-59 .373; 3FG%: 1st Half 2-10 .200, 2nd Half 2-10 .200, OT 2-4 .500, Game 6-24 .250; FT%: 1st Half 3-4 .750, 2nd Half 10-12 .833, OT 0-0 .000, Game 13-16 .813; Deadball Rebounds: 1.

SCORE BY PERIODS	1	2	OT	F
Auburn	32	25	8	--
Saint Joseph's	19	38	6	--

OFFICIALS--Steve Welmer, Curtis Shaw, Rick Hartzell
TECHNICAL FOULS--None
ATTENDANCE--17,024



WAREAGLE • # UNFINISHED BUSINESS

AUBURN MEN'S BASKETBALL

NCAA TOURNAMENT BOX SCORES

(10 seed) Auburn 68, (2 seed) #8 Wake Forest 62 March 23, 2003

NCAA East Regional Second Round
St. Pete Times Forum • Tampa, Fla.

Auburn	FG-A	3FG-A	FT-A	REB	PF	TP	MIN	A	TO	BLK	S
Marquis Daniels, F	7-15	0-4	4-7	4	4	18	26	1	4	0	3
Marco Killingsworth, F	4-10	0-1	3-4	8	2	11	32	3	4	0	1
Kyle Davis, C	1-3	0-0	0-0	4	2	2	26	1	2	4	1
Derrick Bird, G	3-10	1-6	2-2	2	3	9	33	1	0	0	0
Lewis Monroe, G	2-6	2-5	6-6	1	2	12	37	3	3	0	3
Brandon Robinson	5-9	0-1	1-1	3	4	11	22	0	1	2	0
Nathan Watson	2-3	1-2	0-0	6	1	5	21	2	0	0	1
Chris Lollar	0-0	0-0	0-0	0	0	0	3	0	0	0	0
Team				5							
Totals	24-56	4-19	16-20	33	18	68	200	11	14	6	9

FG%: 1st Half 14-31.452, 2nd Half 10-25.400, Game 24-56.429; 3FG%: 1st Half 3-10.300, 2nd Half 1-9.111, Game 4-19.211; FT%: 1st Half 3-4.750, 2nd Half 13-16.813, Game 16-20.800; Deadball Rebounds: 1.

Wake Forest	FG-A	3FG-A	FT-A	REB	PF	TP	MIN	A	TO	BLK	S
Jamaal Levy, F	1-4	0-1	1-2	7	5	3	34	1	2	3	0
Vytas Danelius, F	1-6	0-4	2-3	7	3	4	36	1	2	1	1
Eric Williams, C	1-4	0-0	2-2	0	4	4	10	0	1	0	1
Taron Downey, G	3-6	3-5	0-0	4	2	9	36	1	4	0	1
Josh Howard, G	4-10	0-3	6-6	8	4	14	34	1	7	3	4
Chris Ellis	0-0	0-0	0-0	0	1	0	8	0	0	0	0
Justin Gray	8-15	5-9	5-6	4	2	26	30	1	0	0	0
Richard Joyce	0-0	0-0	0-0	0	0	0	0+	0	0	0	0
Steve Lepore	0-1	0-1	0-0	0	1	0	1	0	0	0	0
Trent Strickland	0-3	0-0	2-2	1	1	2	11	0	1	0	0
Team				4						1	
Totals	18-49	8-23	18-21	35	23	62	200	5	18	7	7

FG%: 1st Half 11-23.478, 2nd Half 7-26.269, Game 18-49.367; 3FG%: 1st Half 5-11.455, 2nd Half 3-12.250, Game 8-23.348; FT%: 1st Half 11-12.917, 2nd Half 7-9.778, Game 18-21.857; Deadball Rebounds: 1.

SCORE BY PERIODS	1	2	F
Auburn	34	34	--
Wake Forest	38	24	--

OFFICIALS--Tony Greene, Steve Welmer, Ted Hillary
TECHNICAL FOULS--None.
ATTENDANCE--21,304 (c)

#12 Syracuse 79, Auburn 78 March 28, 2003

NCAA East Regional Sweet 16
Pepsi Arena • Albany, N.Y.

Auburn	FG-A	3FG-A	FT-A	REB	PF	TP	MIN	A	TO	BLK	S
Marquis Daniels, F	12-21	0-1	3-4	9	3	27	38	4	4	0	2
Marco Killingsworth, F	0-3	0-0	2-2	5	3	2	18	0	3	0	0
Kyle Davis, C	1-6	0-0	0-0	6	4	2	20	0	2	4	0
Derrick Bird, G	3-10	3-9	2-2	4	2	11	38	5	1	0	0
Lewis Monroe, G	4-7	3-5	1-2	2	4	12	35	1	0	0	0
Troy Gaines	0-0	0-0	0-0	0	0	0	0+	1	0	0	0
Brandon Robinson	2-8	0-0	4-4	9	0	8	20	2	4	0	1
Nathan Watson	5-8	4-7	2-2	1	3	16	29	2	1	0	2
Rodney Tucker	0-0	0-0	0-0	0	0	0	2	0	1	1	0
Team				4							
Totals	27-63	10-22	14-17	40	19	78	200	15	17	5	5

FG%: 1st Half 9-30.300, 2nd Half 18-33.545, Game 27-63.429; 3FG%: 1st Half 3-7.429, 2nd Half 7-15.467, Game 10-22.455; FT%: 1st Half 6-7.857, 2nd Half 8-10.800, Game 14-17.824; Deadball Rebounds: 2.

Syracuse	FG-A	3FG-A	FT-A	REB	PF	TP	MIN	A	TO	BLK	S
Hakim Warrick, F	6-12	0-0	3-4	4	5	15	25	1	2	0	3
Carmelo Anthony, F	7-17	2-4	2-3	8	2	18	34	3	2	1	2
Craig Forth, C	0-1	0-0	0-0	1	2	0	12	1	0	2	1
Kueth Duany, G	3-9	2-6	4-4	5	0	12	26	0	1	0	1
Gerry McNamara, G	2-6	1-4	4-5	2	2	9	37	3	0	0	0
Billy Edelin	1-2	0-0	3-4	6	2	5	17	4	3	0	1
Jeremy McNeil	3-6	0-0	0-0	7	3	6	27	0	2	4	0
Josh Pace	7-13	0-0	0-1	2	1	14	12	2	0	0	1
Team				1							
Totals	29-66	5-14	16-21	36	17	79	200	14	10	7	9

FG%: 1st Half 14-34.412, 2nd Half 15-32.469, Game 29-66.439; 3FG%: 1st Half 3-9.333, 2nd Half 2-5.400, Game 5-14.357; FT%: 1st Half 6-6 1.000, 2nd Half 10-15.667, Game 16-21.762; Deadball Rebounds: 3.

SCORE BY PERIODS	1	2	F
Auburn	27	51	--
Syracuse	37	42	--

OFFICIALS--John Clougherty, John Higgins, Rick Hartzell
TECHNICAL FOULS--None
ATTENDANCE--15,093 (c)



#WAREAGLE • #UNFINISHEDBUSINESS

AUBURN MEN'S BASKETBALL



NCAA TOURNAMENT BOX SCORES

(4 seed) #19 Auburn 62, (13 seed) Charleston 58
March 16, 2018

NCAA Midwest Regional First Round
Viejas Arena • San Diego, Calif.

Charleston	FG-A	3FG-A	FT-A	REB	PF	TP	MIN	A	TO	BLK	S
Jarrell Brantley, F	9-16	2-5	4-7	7	3	24	38	2	4	0	0
Grant Riler, G	6-15	2-8	2-4	6	3	16	40	1	7	0	1
Cameron Johnson, G	2-4	0-2	0-0	3	4	4	24	1	2	0	2
Nick Harris, F	1-3	0-0	1-2	7	4	3	24	1	1	0	0
Joe Chealey, G	1-3	0-1	0-1	3	5	2	20	2	3	0	1
Marquise Pointer	4-8	1-4	0-1	3	5	9	34	3	3	0	2
Jaylen McManus	0-2	0-2	0-0	4	2	0	17	0	1	0	0
Evan Bailey	0-0	0-0	0-0	1	0	0	3	0	0	0	0
Team				4							
Totals	23-51	5-22	7-14	40	23	58	200	10	21	0	6

FG%: 1st Half 11-27 .407, 2nd Half 12-24 .500, Game 23-51 .451; 3FG%: 1st Half 2-10 .200, 2nd Half 3-12 .250, Game 5-22 .227; FT%: 1st Half 1-2 .500, 2nd Half 6-12 .500, Game 7-14 .500; Deadball Rebounds: 5.

Auburn	FG-A	3FG-A	FT-A	REB	PF	TP	MIN	A	TO	BLK	S
Mustapha Heron, G	6-15	0-5	5-6	5	1	16	36	2	3	0	2
Desean Murray, F	4-9	1-3	2-4	7	5	11	28	0	2	0	2
Bryce Brown, G	3-11	3-10	1-4	3	0	10	34	1	0	0	1
Horace Spencer, F	2-8	0-0	3-6	4	0	7	24	2	4	2	1
Jared Harper, G	1-7	1-4	3-6	2	4	6	18	2	2	0	2
Malik Dunbar	2-2	0-0	2-4	3	1	6	13	0	0	0	1
Davion Mitchell	2-3	0-1	0-2	0	3	4	20	2	0	0	1
Chuma Okeke	1-4	0-1	0-0	9	4	2	27	1	0	2	0
Team				3					1		
Totals	21-59	5-24	15-32	36	18	62	200	10	12	4	0

FG%: 1st Half 9-32 .281, 2nd Half 12-27 .444, Game 21-59 .356; 3FG%: 1st Half 0-13 .000, 2nd Half 5-11 .454, Game 5-24 .208; FT%: 1st Half 7-13 .539, 2nd Half 8-19 .421, Game 15-32 .469; Deadball Rebounds: 9.

SCORE BY PERIODS	1	2	F
College of Charleston	25	33	--
Auburn	25	37	--

OFFICIALS--Doug Shows, Dwayne Gladden, Kelly Self
TECHNICAL FOULS--None
ATTENDANCE--10,092

(5 seed) #20 Clemson 84, (4 seed) #19 Auburn 53
March 18, 2018

NCAA Midwest Regional Second Round
Viejas Arena • San Diego, Calif.

Clemson	FG-A	3FG-A	FT-A	REB	PF	TP	MIN	A	TO	BLK	S
Elijah Thomas, F	7-10	0-0	4-7	11	2	18	27	2	0	3	1
Aamir Simms, F	1-2	1-1	0-0	2	0	3	23	1	0	3	1
Marcquise Reed, G	6-17	0-4	4-5	7	2	16	34	3	1	0	1
Shelton Mitchell, G	2-6	1-3	5-7	6	1	10	31	6	2	0	1
Gabe Devoe, G	8-13	6-9	0-0	5	2	22	24	5	2	0	0
Clyde Trapp	0-1	0-1	0-0	0	0	0	8	0	0	0	0
Lyles Davis	0-0	0-0	0-0	1	0	0	0	2	1	0	0
Mark Donnal	0-3	0-2	0-0	1	3	0	13	2	1	0	0
Isaac Fields	0-0	0-0	0-0	0	0	0	2	0	0	0	0
Malik William	1-1	0-0	1-2	1	0	3	2	0	0	0	0
Anthony Oliver II	2-5	2-5	0-0	6	0	6	9	0	0	0	0
Scott Spencer	0-1	0-1	0-0	2	2	0	10	0	0	0	0
David Skara	2-2	0-0	2-2	4	4	6	15	0	0	0	0
Team				4							
Totals	29-61	10-26	16-23	50	16	84	200	19	7	6	4

FG%: 1st Half 16-30 .533, 2nd Half 13-31 .419, Game 29-61 .475; 3FG%: 1st Half 4-11 .364, 2nd Half 6-15 .400, Game 10-26 .385; FT%: 1st Half 7-10 .700, 2nd Half 9-13 .692, Game 16-23 .696; Deadball Rebounds: 5.

Auburn	FG-A	3FG-A	FT-A	REB	PF	TP	MIN	A	TO	BLK	S
Horace Spencer, F	3-6	0-0	4-4	9	4	10	26	2	0	1	1
Desean Murray, F	0-6	0-3	0-0	3	2	0	27	2	1	0	0
Jared Harper, G	2-12	1-6	0-0	3	2	5	31	1	1	0	0
Bryce Brown, G	4-13	3-9	1-1	0	1	12	30	0	1	0	0
Mustapha Heron, G	3-10	1-2	5-6	1	5	12	25	1	2	0	1
Chuma Okeke	2-9	1-6	2-4	8	3	7	25	3	1	2	0
Davion Mitchell	1-5	0-2	0-0	1	2	2	17	0	0	0	1
Malik Dunbar	2-5	1-4	0-0	2	0	5	13	0	0	0	1
Patrick Keim	0-0	0-0	0-0	0	0	0	2	0	0	0	0
Will Macey	0-0	0-0	0-0	0	0	0	2	0	0	0	0
Cole Blackstock	0-0	0-0	0-0	0	0	0	2	0	0	0	0
Team				5					1		
Totals	21-59	5-24	15-32	36	18	62	200	10	12	4	0

FG%: 1st Half 6-33 .182, 2nd Half 11-33 .333, Game 17-66 .258; 3FG%: 1st Half 3-15 .200, 2nd Half 4-17 .235, Game 7-32 .219; FT%: 1st Half 4-6 .667, 2nd Half 8-9 .889, Game 12-15 .800; Deadball Rebounds: 4.

SCORE BY PERIODS	1	2	F
Clemson	43	41	--
Auburn	19	34	--

OFFICIALS--John Higgins, Earl Walton, James Breeding
TECHNICAL FOULS--None
ATTENDANCE--11,628



NATIONAL INVITATION TOURNAMENT

RESULTS (4-6, .400)

1993

NIT First Round at the Littlejohn Coliseum in Clemson, S.C.
March 18—Clemson 84, Auburn 72

1995

NIT First Round at Beard-Eaves-Memorial Coliseum in Auburn, Ala.
March 15—Marquette 68, Auburn 61

1996

NIT First Round at Beard-Eaves-Memorial Coliseum in Auburn, Ala.
March 13—Tulane 87, Auburn 73 (OT)

1998

NIT First Round at Beard-Eaves-Memorial Coliseum in Auburn, Ala.
March 11—Auburn 77, Southern Miss 62
NIT Second Round at the Bradley Center in Milwaukee, Wis.
March 16—Marquette 75, Auburn 60 (ot)

2001

NIT First Round at Beard-Eaves-Memorial Coliseum in Auburn, Ala.
March 14—Auburn 60, Miami, Fla. 58
NIT Second Round at Mackey Arena in West Lafayette, Ind.
March 20—Purdue 79, Auburn 61

2009

NIT First Round at Beard-Eaves-Memorial Coliseum in Auburn, Ala.
March 18—Auburn 87, UT Martin 82
NIT Second Round at Beard-Eaves-Memorial Coliseum in Auburn, Ala.
March 20—Auburn 74, Tulsa 55
NIT Third Round at Beard-Eaves-Memorial Coliseum in Auburn, Ala.
March 24—Baylor 74, Auburn 72

RECORDS

INDIVIDUAL SINGLE GAME

Points—28, Wesley Person (1993 at Clemson)
Field Goals—11, Wesley Person (1993 at Clemson)
Field Goals Attempted—22, Wesley Person (1993 at Clemson)
3-Pointers Made—6, Wesley Person (1993 at Clemson)
3-Pointers Attempted—13, Wesley Person (1993 at Clemson)
3-Point Pct.—.600, Scott Pohlman (3-5, 1998 vs. Southern Miss)
.600, Rasheem Barrett (3-5, 2009 vs. Baylor)
Free Throws— 6, DeWayne Reed (2009 vs. UT Martin)
6, Quantez Robertson (2009 vs. Tulsa)
Free Throws Att.— 10, DeWayne Reed (2009 vs. UT Martin)
Rebounds—13, Korvotney Barber (2009 vs. Baylor)
Assists—7, Jamison Brewer (2001 vs. Miami, Fla.)
Blocks—13, Kyle Davis (2001 vs. Miami, Fla.)
*NIT record

TEAM SINGLE GAME

Field Goals—32 (1993 at Clemson)
Field Goals Attempted—80 (1993 at Clemson)
Field Goal Percentage—.456 (26-57, 2009 vs. Southern Miss)
3-Pointers Made—14 (2009 vs. UT Martin)
3-Pointers Attempted—37 (1993 at Clemson)
3-Point Percentage—.483 (14-29, 2009 vs. UT Martin)
Free Throws—17 (1996 vs. Tulane)
Free Throws Attempted—35 (2009 vs. UT Martin)
Free Throw Percentage—.714 (1998 vs. Southern Miss)
Rebounds—43 (2009 vs. Tulsa)
Fouls—19 ('95 vs. Marquette)/('98 at Marquette)/('01 at Purdue)

ALL-TIME LINEUPS

1949-50 (17-7, 12-6 SEC)

F—Jack Glasgow, 5.6 ppg
 F—George Hill, 8.0 ppg
 C—Bill Lynn, 14.7 ppg
 G—Don Lanford, 10.5 ppg
 G—Roy Brawner, 6.2 ppg
 Top Sub—Dan Pridgen, 4.3 ppg

1950-51 (12-10, 6-8-SEC)

F—George Hill, 9.3 ppg, 7.8 rpg
 F—Bubber Farish, 7.1 ppg, 3.6 rpg
 C—Dan Pridgen, 13.9 ppg, 9.1 rpg
 G—Don Lanford, 11.2 ppg, 5.8 rpg
 G—Roy Brawner, 8.7 ppg, 4.2 rpg
 Top Sub—Roger Weldon, 5.8 ppg, 4.8 rpg

1951-52 (14-12, 6-8 SEC)

F—Bill Fickling, 7.1 ppg, 6.8 rpg
 F—Roger Weldon, 8.3 ppg, 5.5 rpg
 C—Jim Martin, 8.3 ppg, 8.0 rpg
 G—Inman Veal, 10.9 ppg, 4.3 rpg
 G—Vince Dooley, 6.0 ppg, 4.9 rpg
 Top Subs—Jack Turner, 7.5 ppg, 3.1 rpg;
 Bubber Farish, 4.3 ppg, 2.5 rpg;
 Robert Fenn, 6.7 ppg, 7.8 rpg

1952-53 (13-8, 6-7 SEC)

F—Bill Fickling, 5.3 ppg, 5.7 rpg
 F—Jim O'Donnell, 9.6 ppg, 5.7 rpg
 C—Bob Miller, 15.8 ppg, 12.3 rpg
 G—Jack Turner, 10.7 ppg, 4.0 rpg
 G—Bill Kirkpatrick, 5.3 ppg, 1.3 rpg
 Top Subs—John Cochran, 6.4 ppg,
 7.4 rpg; Bubber Farish, 6.0 ppg, 2.6 rpg

1953-54 (17-7, 8-6 SEC)

F—Bill Fickling, 5.9 ppg, 4.7 rpg
 F—John Cochran, 8.2 ppg, 5.9 rpg
 C—Bob Miller, 17.8 ppg, 11.5 rpg
 G—Bill Kirkpatrick, 9.7 ppg, 1.8 rpg
 G—Jack Turner, 9.3 ppg, 4.4 rpg
 Top Subs—Jim O'Donnell, 8.0 ppg,
 5.4 rpg; Jim Martin, 6.8 ppg, 5.9 rpg

1954-55 (11-9, 6-8 SEC)

F—Jim O'Donnell, 15.9 ppg, 8.6 rpg
 F—Herb Slayden, 8.0 ppg, 5.0 rpg
 C—Gordon Mummert, 11.2 ppg, 8.5 rpg
 G—Bill Kirkpatrick, 18.7 ppg, 3.0 rpg
 G—Brownie Nelson, 10.6 ppg, 6.2 rpg
 Top Subs—Henry Sturkie, 5.2 ppg,
 4.2 rpg; Jim Diamond, 8.6 ppg, 9.9 rpg

1955-56 (11-10, 8-6 SEC)

F—Jim O'Donnell, 14.9 ppg, 8.6 rpg
 F—Kay Slayden, 14.1 ppg, 6.5 rpg
 C—Bill McGriff, 15.9 ppg, 10.2 rpg
 G—Henry Sturkie, 9.1 ppg, 4.1 rpg
 G—Brownie Nelson, 9.9 ppg, 5.5 rpg
 Top Subs—Jim Diamond, 4.2 ppg, 4.3 rpg;
 Terry Chandler, 4.3 ppg, 2.7 rpg

1956-57 (13-8, 8-6 SEC)

F—Henry Sturkie, 7.9 ppg, 5.0 rpg
 F—Rex Frederick, 15.6 ppg, 15.3 rpg
 C—Bill McGriff, 11.3 ppg, 8.0 rpg
 G—Henry Hart, 14.2 ppg, 6.7 rpg
 G—Jimmy Lee, 15.9 ppg, 4.6 rpg
 Top Subs—Terry Chandler, 4.5 ppg, 2.3 rpg;
 Bob Tucker, 3.4 ppg, 1.4 rpg

1957-58 (16-6, 11-3 SEC)

F—Rex Frederick, 16.1 ppg, 14.8 rpg
 F—Terry Chandler, 6.4 ppg, 5.2 rpg
 C—Bill McGriff, 6.7 ppg, 5.2 rpg
 G—Jimmy Lee, 13.8 ppg, 3.4 rpg
 G—Bob Tucker, 10.5 ppg, 3.6 rpg
 Top Subs—Bill Gregory, 5.4 ppg, 6.0 rpg;
 Shot Johnston, 7.8 ppg, 7.4 rpg

1958-59 (20-2, 12-2 SEC)

F—David Vaughn, 9.6 ppg, 5.0 rpg
 F—Jimmy Fibbe, 11.1 ppg, 7.5 rpg
 C—Rex Frederick, 12.7 ppg, 12.9 rpg
 G—Jimmy Lee, 13.1 ppg, 4.6 rpg
 G—Henry Hart, 13.0 ppg, 5.3 rpg
 Top Sub—Porter Gilbert, 8.5 ppg, 3.5 rpg

1959-60 (19-3, 12-2 SEC • Champions)

F—Ray Groover, 11.6 ppg, 3.0 rpg
 F—David Vaughn, 11.7 ppg, 7.0 rpg
 C—Jimmy Fibbe, 12.3 ppg, 6.9 rpg
 G—Henry Hart, 15.5 ppg, 5.9 rpg
 G—Porter Gilbert, 11.4 ppg, 5.5 rpg
 Top Subs—Bayward McManus, 3.3 ppg, 1.7 rpg
 Bill Ross, 3.7 ppg, 1.9 rpg

1960-61 (15-7, 8-6 SEC)

F—David Vaughn, 10.6 ppg, 6.1 rpg
 F—Jimmy Fibbe, 14.7 ppg, 6.5 rpg
 C—Layton Johns, 5.5 ppg, 6.1 rpg
 G—Ray Groover, 14.1 ppg, 3.0 rpg
 G—Porter Gilbert, 11.2 ppg, 3.6 rpg
 Top Sub—Bill Tinker, 4.9 ppg, 2.8 rpg

1961-62 (18-6, 11-3 SEC)

F—Bill Tinker, 11.8 ppg, 5.3 rpg
 F—Mack Kirkland, 7.3 ppg, 6.3 rpg
 C—Layton Johns, 15.7 ppg, 11.3 rpg
 G—Larry Chapman, 10.6 ppg, 4.0 rpg
 G—Bill Ross, 6.7 ppg, 3.7 rpg
 Top Sub—John Blackwell, 4.3 ppg, 1.8 rpg

1962-63 (18-4, 10-4 SEC)

F—Bill Tinker, 7.9 ppg, 4.7 rpg
 F—John Blackwell, 13.9 ppg, 4.1 rpg
 C—Layton Johns, 15.0 ppg, 12.5 rpg
 G—Larry Chapman, 10.0 ppg, 3.0 rpg
 G—Larry Cart, 13.4 ppg, 3.0 rpg
 Top Subs—Freddie Guy, 2.8 ppg, 3.2 rpg;
 Joe Newton, 3.6 ppg, 3.7 rpg;
 Mack Kirkland, 3.0 ppg, 2.7 rpg

1963-64 (11-12, 6-8 SEC)

F—Freddie Guy, 13.3 ppg, 11.7 rpg
 F—Lee DeFore, 17.7 ppg, 7.7 rpg
 C—Joe Newton, 10.5 ppg, 7.5 rpg
 G—Larry Chapman, 9.1 ppg, 4.0 rpg
 G—John Blackwell, 13.1 ppg, 3.9 rpg
 Top Sub—Tom Fibbe, 5.2 ppg, 2.6 rpg

1964-65 (16-9, 11-5 SEC)

F—Freddie Guy, 12.4 ppg, 12.2 rpg
 F—Lee DeFore, 15.8 ppg, 6.3 rpg
 C—Joe Newton, 14.8 ppg, 9.5 rpg
 G—Larry Cart, 9.2 ppg, 2.0 rpg
 G—Tom Fibbe, 4.9 ppg, 1.8 rpg
 Top Sub—Jimmy Montgomery, 4.8 ppg

1965-66 (16-10, 8-8 SEC)

F—Lee DeFore, 23.7 ppg, 9.6 rpg
 F—Monk Montgomery, 11.7 ppg, 3.9 rpg
 C—Ronnie Quick, 6.6 ppg, 5.5 rpg
 G—Bob Buisson, 11.9 ppg, 3.8 rpg
 G—Alex Howell, 4.4 ppg, 2.5 rpg
 Top Subs—Tee Faircloth, 3.8 ppg, 2.3 rpg;
 Joe Millsap, 8.7 ppg, 5.1 rpg

1966-67 (17-8, 12-6 SEC)

F—Wally Tinker, 9.6 ppg, 8.4 rpg
 F—Tom Perry, 7.7 ppg, 3.3 rpg
 C—Ronnie Quick, 12.2 ppg, 7.6 rpg
 G—Bob Buisson, 11.5 ppg, 3.1 rpg
 G—Alex Howell, 14.0 ppg, 3.2 rpg
 Top Subs—Joe Millsap, 6.8 ppg, 3.3 rpg;
 Tee Faircloth, 4.1 ppg, 1.4 rpg

1967-68 (13-13, 8-10 SEC)

F—Wally Tinker, 14.5 ppg, 5.0 rpg
 F—Tom Perry, 9.1 ppg, 3.4 rpg
 C—Bill Alexander, 13.4 ppg, 7.4 rpg
 G—Alex Howell, 12.0 ppg, 3.5 rpg
 G—Carl Shetler, 5.4 ppg, 2.1 rpg
 Top Sub—Ron Jackson, 9.8 ppg, 5.0 rpg

1968-69 (15-10, 10-8 SEC)

F—Tom Perry, 6.4 ppg, 4.1 rpg
 F—Wally Tinker, 13.8 ppg, 7.8 rpg
 C—Bill Alexander, 13.4 ppg, 7.4 rpg
 G—Carl Shetler, 12.9 ppg, 2.5 rpg
 G—John Mengelt, 19.4 ppg, 4.2 rpg
 Top Subs—Ronnie Jackson, 6.5 ppg, 3.2 rpg;
 Randall Walker, 4.6 ppg, 3.2 rpg

1969-70 (15-11, 11-7 SEC)

F—Ronnie Jackson, 4.1 ppg, 5.4 rpg
 F—Henry Harris, 12.5 ppg, 7.5 rpg
 C—Bill Alexander, 13.6 ppg, 12.1 rpg
 G—Carl Shetler, 10.7 ppg, 1.6 rpg
 G—John Mengelt, 26.8 ppg, 6.0 rpg
 Top Sub—Jimmy Walker, 3.7 ppg, 2.0 rpg

1970-71 (11-15, 8-10 SEC)

F—Henry Harris, 11.6 ppg, 6.4 rpg
 F—Jim Retseck, 14.8 ppg, 11.3 rpg
 C—Al Leapheart, 11.2 ppg, 8.3 rpg
 G—John Mengelt, 28.4 ppg, 4.1 rpg
 G—Jimmy Walker, 4.0 ppg, 2.2 rpg
 Top Sub—Gary England, 4.5 ppg, 1.5 rpg

1971-72 (10-16, 6-12 SEC)

F—Jim Retseck, 16.5 ppg, 9.2 rpg
 F—Dan Kirkland, 13.4 ppg, 4.7 rpg
 C—Al Leapheart, 8.2 ppg, 4.2 rpg
 G—Gary England, 9.2 ppg, 2.3 rpg
 G—Henry Harris, 11.3 ppg, 6.2 rpg
 Top Sub—Mike Christian, 8.3 ppg, 1.3 rpg

1972-73 (6-20, 4-14 SEC)

F—Albert Johnson, 7.3 ppg, 6.0 rpg
 F—Gary Redding, 11.5 ppg, 8.2 rpg
 C—Ralph Smith, 7.3 ppg, 5.1 rpg
 G—Gary England, 12.8 ppg, 2.3 rpg
 G—Mike Christian, 12.2 ppg, 3.0 rpg
 Top Sub—Bob Bond, 5.8 ppg, 4.6 rpg

1973-74 (10-16, 5-13 SEC)

F—Gary Redding, 12.0 ppg, 9.4 rpg
 F—Bob Bond, 5.3 ppg, 5.9 rpg
 C—Pepto Bolden, 10.5 ppg, 11.6 rpg
 G—Mike Christian, 14.1 ppg, 2.3 rpg
 G—Eddie Johnson, 21.8 ppg, 4.0 rpg
 Top Sub—Bob Osberry, 9.7 ppg, 5.5 rpg

1974-75 (18-8, 12-6 SEC)

F—Gary Redding, 14.7 ppg, 10.1 rpg
 F—Mike Mitchell, 18.4 ppg, 11.4 rpg
 C—Myles Patrick, 5.8 ppg, 6.2 rpg
 G—Eddie Johnson, 20.9 ppg, 3.8 rpg
 G—Stan Pietkiewicz, 9.6 ppg, 2.8 rpg
 Top Subs—Glenn Moon, 2.6 ppg, 2.7 rpg;
 Wayne Bracy, 3.8 ppg, 1.2 rpg

1975-76 (16-10, 11-7 SEC)

F—Mike Mitchell, 18.7 ppg, 9.6 rpg
 F—Gary Redding, 13.2 ppg, 8.2 rpg
 C—Myles Patrick, 7.5 ppg, 6.9 rpg
 G—Stan Pietkiewicz, 10.1 ppg, 2.7 rpg
 G—Eddie Johnson, 19.7 ppg, 3.9 rpg
 Top Sub—Cedrick Hordges, 4.9 ppg, 3.2 rpg

1976-77 (13-13, 6-12 SEC)

F—Mike Mitchell, 19.4 ppg, 8.5 rpg
 F—Pepto Bolden, 10.0 ppg, 9.0 rpg
 C—Myles Patrick, 9.7 ppg, 6.9 rpg
 G—Eddie Johnson, 15.6 ppg, 2.6 rpg
 G—Stan Pietkiewicz, 11.1 ppg, 2.7 rpg
 Top Sub—Cedrick Hordges, 5.9 ppg, 4.7 rpg

1977-78 (13-14, 8-10 SEC)

F—Mike Mitchell, 24.9 ppg, 8.9 rpg
 F—Myles Patrick, 10.0 ppg, 6.1 rpg
 C—Bobby Cattage, 8.6 ppg, 6.3 rpg
 G—Stan Pietkiewicz, 19.1 ppg, 3.6 rpg
 G—Bubba Price, 7.3 ppg, 2.2 rpg
 Top Sub—Earl Banks, 6.1 ppg, 6.4 rpg

1978-79 (13-16, 5-13 SEC)

F—Rick Valavicius, 14.4 ppg, 4.5 rpg
 F—Earl Banks, 10.9 ppg, 7.1 rpg
 C—Bobby Cattage, 15.9 ppg, 9.3 rpg
 G—Bubba Price, 15.8 ppg, 3.4 rpg
 G—Lewis Card, 2.6 ppg, 1.8 rpg
 Top Subs—Eric Stringer, 4.0 ppg, 1.2 rpg;
 Benny Anthony, 5.6 ppg, 3.7 rpg

1979-80 (10-18, 5-13 SEC)

F—Rick Valavicius, 11.1 ppg, 2.8 rpg
 F—Darrell Lockhart, 8.8 ppg, 5.4 rpg
 C—Earl Banks, 7.3 ppg, 5.9 rpg
 G—Bubba Price, 10.9 ppg, 2.6 rpg
 G—Eric Stringer, 5.2 ppg, 1.6 rpg
 Top Subs—Benny Anthony, 6.1 ppg, 4.1 rpg;
 Frank Poindexter, 8.6 ppg, 2.5 rpg;
 Bobby Cattage, 7.7 ppg, 5.3 rpg

1980-81 (11-16, 4-14 SEC)

F—Darrell Lockhart, 11.2 ppg, 6.4 rpg
 F—Frank Poindexter, 11.5 ppg, 4.1 rpg
 C—Earl Banks, 11.9 ppg, 7.0 rpg
 G—Alvin Mumphord, 7.1 ppg, 2.5 rpg
 G—Byron Henson, 6.2 ppg, 1.8 rpg
 Top Subs—Eric Stringer, 4.6 ppg, 1.2 rpg;
 Bobby Cattage, 4.7 ppg, 3.4 rpg

1981-82 (14-14, 7-11 SEC)

F—Darrell Lockhart, 11.6 ppg, 5.7 rpg
 F—Alvin Mumphord, 8.3 ppg, 2.6 rpg
 C—Charles Barkley, 12.7 ppg, 9.8 rpg
 G—Odell Mosteller, 15.9 ppg, 3.1 rpg
 G—Byron Henson, 3.6 ppg, 1.0 rpg
 Top Subs—Paul Daniels, 1.9 ppg, 1.4 rpg;
 Greg Turner, 6.1 ppg, 3.1 rpg

1982-83 (15-13, 8-10 SEC)

F—Darrell Lockhart, 13.0 ppg, 5.5 rpg
 F—Chuck Person, 9.3 ppg, 4.6 rpg
 C—Charles Barkley, 14.4 ppg, 9.5 rpg
 G—Odell Mosteller, 14.2 ppg, 2.7 rpg
 G—Paul Daniels, 3.7 ppg, 2.4 rpg
 Top Subs—Alvin Mumphord, 5.9 ppg, 2.3 rpg;
 Greg Turner, 4.1 ppg, 2.8 rpg;
 Byron Henson, 2.7 ppg, 0.6 rpg

1983-84 (20-11, 12-6 SEC)

F—Greg Turner, 10.6 ppg, 5.1 rpg
 F—Chuck Person, 19.1 ppg, 8.0 rpg
 C—Charles Barkley, 15.1 ppg, 9.5 rpg
 G—Frank Ford, 7.5 ppg, 3.5 rpg
 G—Gerald White, 8.0 ppg, 1.6 rpg
 Top Subs—Vern Strickland, 6.7 ppg, 3.2 rpg;
 Paul Daniels, 2.5 ppg, 1.3 rpg;
 Carey Holland, 2.2 ppg, 2.3 rpg;
 Mark Cahill, 2.3 ppg, 0.6 rpg

1984-85 (22-12, 8-10 SEC)

F—Chuck Person, 22.0 ppg, 8.9 rpg
 F—Chris Morris, 10.4 ppg, 5.0 rpg
 C—Jeff Moore, 8.2 ppg, 7.1 rpg
 G—Frank Ford, 11.5 ppg, 4.8 rpg
 G—Gerald White, 7.9 ppg, 2.5 rpg
 Top Subs—Carey Holland, 4.8 ppg, 3.6 rpg;
 Johnny Lynn, 1.2 ppg;
 Darren Guest, 1.8 ppg, 2.2 rpg;
 Terrance Howard, 3.1 ppg

1985-86 (22-11, 13-5 SEC)

F—Chuck Person, 21.5 ppg, 7.9 rpg
 F—Chris Morris, 9.8 ppg, 5.2 rpg
 C—Jeff Moore, 10.9 ppg, 7.1 rpg
 G—Frank Ford, 11.1 ppg, 4.4 rpg
 G—Gerald White, 5.3 ppg, 2.6 rpg
 Top Subs—Mike Jones, 8.7 ppg, 3.4 rpg;
 Terrance Howard, 2.5 ppg, 0.9 rpg;
 Johnny Lynn, 2.1 ppg, 0.3 rpg

1986-87 (18-13, 9-9 SEC)

F—Mike Jones, 15.8 ppg, 7.2 rpg
 F—Chris Morris, 13.5 ppg, 7.3 rpg
 C—Jeff Moore, 17.4 ppg, 9.5 rpg
 G—Gerald White, 7.6 ppg, 2.4 rpg
 G—Frank Ford, 12.9 ppg, 6.0 rpg
 Top Subs—Terrance Howard, 3.7 ppg, 1.3 rpg;
 Johnny Lynn, 3.2 ppg, 0.9 rpg;
 Aundrae Davis, 6.8 ppg, 1.5 rpg

1987-88 (19-11, 11-7 SEC)

F—John Caylor, 8.9 ppg, 5.0 rpg
 F—Chris Morris, 20.7 ppg, 9.8 rpg
 C—Jeff Moore, 18.6 ppg, 9.2 rpg
 G—Terrance Howard, 8.1 ppg, 2.7 rpg
 G—Derrick Dennison, 6.6 ppg, 2.6 rpg
 Top Subs—Johnny Lynn, 3.9 ppg, 1.8 rpg;
 Matt Geiger, 6.4 ppg, 4.1 rpg;
 Keenan Carpenter, 4.7 ppg, 1.2 rpg

1988-89 (9-19, 2-16 SEC)

F—Kirt Hankton, 8.1 ppg, 5.4 rpg
 F—Zane Arnold, 3.7 ppg, 4.2 rpg
 C—Matt Geiger, 15.9 ppg, 6.6 rpg
 G—Keenan Carpenter, 19.0 ppg, 3.5 rpg
 G—Derrick Dennison, 12.5 ppg, 4.2 rpg
 Top Subs—Robert McKie, 6.5 ppg, 5.8 rpg;
 Dustin Hester, 0.3 ppg, 1.3 rpg;
 Champ Wrencher, 0.7 ppg, 0.6 rpg;
 Chris Brandt, 1.8 ppg, 1.5 rpg

1989-90 (13-18, 8-10 SEC)

F—Derrick Dennison, 16.0 ppg, 4.4 rpg
 F—Chris Brandt, 11.7 ppg, 6.5 rpg
 C—Zane Arnold, 8.2 ppg, 6.5 rpg
 G—Reggie Gallon, 9.8 ppg, 3.6 rpg
 G—Ronnie Battle, 17.0 ppg, 2.6 rpg
 Top Subs—John Caylor, 8.7 ppg, 6.8 rpg;
 Larry Patrick, 3.5 ppg, 1.4 rpg;
 Champ Wrencher, 1.2 ppg, 0.3 rpg;
 Richard Smith, 0.6 ppg, 1.2 rpg

1990-91 (13-16, 5-13 SEC)

F—Wesley Person, 15.4 ppg, 5.7 rpg
 F—Chris Brandt, 5.0 ppg, 3.9 rpg
 C—Robert McKie, 11.1 ppg, 5.9 rpg
 G—Reggie Gallon, 9.1 ppg, 3.6 rpg
 G—Ronnie Battle, 17.0 ppg, 2.6 rpg
 Top Subs—John Caylor, 7.7 ppg, 5.7 rpg;
 Zane Arnold, 5.1 ppg, 3.7 rpg;
 Larry Patrick, 4.5 ppg;
 Champ Wrencher, 1.7 ppg, 1.2 rpg

1991-92 (12-15, 5-11 SEC)

F—Wesley Person, 19.9 ppg, 6.8 rpg
 F—Aaron Swinson, 14.3 ppg, 7.5 rpg
 C—Chris Brandt, 10.9 ppg, 4.8 rpg
 G—Reggie Gallon, 6.4 ppg, 2.0 rpg
 G—Ronnie Battle, 16.6 ppg, 1.9 rpg
 Top Subs—Champ Wrencher, 3.9 ppg, 1.4 rpg;
 Willie Jones, 6.7 ppg, 4.5 rpg;
 Rod Joyce, 2.8 ppg, 1.5 rpg;
 Cameron Boozer, 3.1 ppg, 1.5 rpg

1992-93 (15-12, 8-8 SEC)

F—Wesley Person, 18.8 ppg, 7.1 rpg
 F—Aubrey Wiley, 9.4 ppg, 5.1 rpg
 C—Aaron Swinson, 15.6 ppg, 7.7 rpg
 G—Reggie Gallon, 8.4 ppg, 2.4 rpg
 G—Ronnie Battle, 16.5 ppg, 1.4 rpg
 Top Subs—Mark Hutton, 6.0 ppg, 5.0 rpg;
 Lance Weems, 1.7 ppg, 1.0 rpg

1993-94 (11-17, 3-13 SEC)

F—Wesley Person, 22.2 ppg, 6.4 rpg
 F—Aubrey Wiley, 11.8 ppg, 9.3 rpg
 C—Aaron Swinson, 20.7 ppg, 8.1 rpg
 G—Shawn Stuart, 2.5 ppg, 2.4 rpg
 G—Wes Flanigan, 6.5 ppg, 4.9 apg
 Top Subs—Lance Weems, 10.4 ppg, 2.5 rpg;
 Leonard Smith, 4.1 ppg, 1.3 rpg;
 Pat Burke, 4.0 ppg, 2.9 rpg

1994-95 (16-13, 7-9 SEC)

F—Chris Davis, 11.6 ppg, 6.1 rpg
 C—Pat Burke, 9.0 ppg, 4.8 rpg
 G—Wes Flanigan, 8.9 ppg, 2.9 apg
 G—Lance Weems, 13.2 ppg, 3.3 rpg
 G—Moochie Norris, 12.5 ppg, 4.9 apg
 Top Subs—Ray Donald, 9.5 ppg, 4.6 rpg;
 Franklin Williams, 7.8 ppg, 4.4 rpg;
 Jim Costner, 3.0 ppg, 2.2 rpg

1995-96 (19-13, 6-10 SEC)

F—Franklin Williams, 10.4 ppg, 4.8 rpg
 C—Pat Burke, 11.0 ppg, 8.7 rpg
 G—Wes Flanigan, 13.4 ppg, 6.7 apg
 G—Lance Weems, 13.4 ppg, 3.6 rpg
 G—Ray Donald, 8.7 ppg, 3.3 rpg
 Top Subs—Derek Caldwell, 6.2 ppg, 1.8 rpg;
 Bryant Smith, 3.6 ppg, 2.0 rpg;
 Alvin Jefferson, 3.3 ppg, 3.1 rpg

1996-97 (16-15, 6-10 SEC)

F—Franklin Williams, 7.9 ppg, 4.2 rpg
 C—Pat Burke, 11.0 ppg, 7.0 rpg
 G—Wes Flanigan, 11.0 ppg, 4.5 apg
 G—Daymeon Fishback, 7.8 ppg, 2.5 rpg
 G—Doc Robinson, 6.2 ppg, 3.1 apg
 Top Subs—Bryant Smith 8.1 ppg, 4.2 rpg;
 Derek Caldwell 5.8 ppg, 1.9 rpg;
 Alvin Jefferson 4.3 ppg, 4.1 rpg;
 Mamadou N'diaye 3.0 ppg, 2.5 rpg

1997-98 (16-14, 7-9 SEC)

F—Bryant Smith, 13.3 ppg, 6.6 rpg
 F—Franklin Williams, 7.4 ppg, 3.8 rpg
 C—Mamadou N'diaye, 8.0 ppg, 6.9 rpg
 G—Doc Robinson, 12.4 ppg, 4.4 apg
 G—Scott Pohlman, 10.6 ppg, 2.6 rpg
 Top Subs—Daymeon Fishback 6.9 ppg, 3.2 rpg;
 Adrian Chilliest, 2.4 ppg, 3.5 rpg;
 Randy Hughes 7.1 ppg, 5.8 rpg;
 Derek Caldwell 3.4 ppg, 1.2 rpg

1998-99 (29-4, 14-2 SEC • Champions)

F—Chris Porter, 16.0 ppg, 8.6 rpg
 F—Bryant Smith, 11.0 ppg, 6.2 rpg
 C—Mamadou N'diaye, 7.2 ppg, 7.5 rpg
 G—Doc Robinson, 11.5 ppg, 5.0 apg
 G—Scott Pohlman, 11.8 ppg, 2.2 rpg
 Top Subs—Jay Heard, 6.2 ppg, 2.2 rpg;
 Mack McGadney, 5.1 ppg, 3.1 rpg;
 Daymeon Fishback, 4.5 ppg, 2.2 rpg;
 Reggie Sharp, 3.5 ppg, 1.2 rpg;
 Adrian Chilliest, 1.7 ppg, 2.5 rpg

1999-2000 (24-10, 9-7 SEC)

F—Chris Porter, 14.6 ppg, 7.3 rpg
 C—Mamadou N'diaye, 8.9 ppg, 7.9 rpg
 G—Daymeon Fishback, 9.6 ppg, 4.1 rpg
 G—Doc Robinson, 11.5 ppg, 5.1 apg
 G—Scott Pohlman, 9.9 ppg, 2.3 rpg
 Top Subs—Mack McGadney, 7.2 ppg, 4.8 rpg;
 Marquis Daniels, 4.5 ppg, 2.6 rpg;
 Jay Heard, 3.6 ppg, 3.2 rpg;
 Reggie Sharp, 3.2 ppg;
 Jamison Brewer, 2.3 ppg, 1.9 apg

2000-01 (18-14, 7-9 SEC)

F—Marquis Daniels, 15.7 ppg, 7.0 rpg
 C—Kyle Davis, 4.8 ppg, 5.9 rpg, 2.8 bpg
 G—Adam Harrington, 15.5 ppg, 4.3 rpg
 G—Scott Pohlman, 12.5 ppg, 2.2 rpg
 G—Jamison Brewer, 8.4 ppg, 7.2 rpg, 5.8 apg
 Top Subs—Mack McGadney, 15.0 ppg,
 8.3 rpg (only played 8 games, tore ACL);
 Lincoln Glass, 7.2 ppg;
 Abdou Diame, 7.0 ppg, 3.3 rpg;
 Reggie Sharp, 2.1 ppg

2001-02 (12-16, 4-12 SEC)

F—Marquis Daniels, 11.6 ppg, 5.3 rpg
 C—Kyle Davis, 5.6 ppg, 5.1 rpg, 3.3 bpg
 G—Adam Harrington, 10.1 ppg, 3.5 rpg
 G—Derrick Bird, 10.6 ppg, 3.2 rpg
 G—Lewis Monroe, 2.7 ppg, 2.2 rpg, 2.5 apg
 Top Subs—Brandon Robinson, 8.5 ppg, 5.2 rpg;
 Marco Killingsworth, 7.8 ppg, 4.2 rpg

2002-03 (22-12, 8-8 SEC)

F—Marquis Daniels, 18.4 ppg, 6.2 rpg
 F—Marco Killingsworth, 13.3 ppg, 6.4 rpg
 C—Kyle Davis, 6.3 ppg, 5.9 rpg, 3.7 bpg
 G—Derrick Bird, 9.8 ppg, 2.9 rpg
 G—Lewis Monroe, 6.2 ppg, 2.4 rpg, 3.3 apg
 Top Subs—Brandon Robinson, 8.2 ppg, 4.5 rpg;
 Nathan Watson, 5.9 ppg, 3.2 rpg

2003-04 (14-14, 5-11 SEC)

F—Brandon Robinson, 12.0 ppg, 6.7 rpg
 F—Marco Killingsworth, 13.7 ppg, 6.9 rpg
 C—Kyle Davis, 6.5 ppg, 6.8 rpg, 2.6 bpg
 G—Ian Young, 10.0 ppg, 2.3 rpg, 2.4 apg
 G—Lewis Monroe, 6.1 ppg, 3.6 apg, 1.5 rpg
 Top Subs—Nathan Watson, 7.5 ppg, 2.7 rpg;
 Quinell Brown 7.1 ppg, 3.0 rpg;
 Ronny LeMelle 6.0 ppg, 2.1 rpg;
 Troy Gaines 3.8 ppg;
 Dwayne Curtis 2.9 ppg, 2.3 rpg

2004-05 (14-17, 4-12 SEC)

F—Quinell Brown, 12.8 ppg, 6.0 rpg
 G—Toney Douglas, 16.9 ppg, 5.3 rpg
 G—Ian Young, 13.3 ppg, 4.1 rpg, 4.0 apg
 G—Nathan Watson, 11.3 ppg, 5.7 rpg
 G—Daniel Hayles, 6.0 ppg, 3.1 rpg
 Top Subs—Frank Tolbert, 6.9 ppg, 3.0 rpg;

2005-06 (12-16, 4-12 SEC)

F—Korvotney Barber, 6.8 ppg, 4.8 rpg
 G—Ronny LeMelle, 12.8 ppg, 3.8 rpg
 G—Rasheem Barrett, 11.1 ppg, 3.0 rpg
 G—Frank Tolbert, 9.1 ppg, 3.5 rpg
 G—Quantez Robertson, 8.0 ppg, 4.6 apg, 4.1 rpg
 Top Subs—Josh Dollard, 9.1 ppg, 4.4 rpg;
 Daniel Hayles, 5.8 ppg, 3.1 rpg

2006-07 (17-15, 7-9 SEC)

F—Josh Dollard, 12.5 ppg, 7.0 rpg
 F—Korvotney Barber, 11.3 ppg, 6.6 rpg
 F—Quan Prowell, 12.0 ppg, 5.3 rpg
 G—Frank Tolbert, 11.8 ppg, 4.8 rpg
 G—Quantez Robertson, 8.2 ppg, 5.1 apg
 G—Rasheem Barrett, 11.0 ppg, 3.9 rpg
 G—DeWayne Reed, 5.4 ppg, 3.0 apg

2007-08 (14-16, 4-12 SEC)

F—Quan Prowell, 15.0 ppg, 6.3 rpg
 F—Korvotney Barber, 13.8 ppg, 6.9 rpg
 G—Frank Tolbert, 13.4 ppg, 5.2 rpg
 G—Quantez Robertson, 7.8 ppg, 4.1 apg
 G—Rasheem Barrett, 13.6 ppg, 4.0 rpg
 G—DeWayne Reed, 8.9 ppg, 3.7 apg
 F—Lucas Hargrove, 7.8 ppg, 4.4 rpg

2008-09 (24-12, 10-6 SEC)

F—Korvotney Barber, 12.8 ppg, 9.6 rpg
 G—DeWayne Reed, 13.2 ppg, 2.6 rpg
 G—Tay Waller, 12.1 ppg, 2.8 rpg
 G—Rasheem Barrett, 9.9 ppg, 3.5 rpg
 G—Quantez Robertson, 6.0 ppg, 3.9 rpg, 3.2 apg
 Top Subs—Lucas Hargrove, 8.1 ppg, 5.3 rpg;
 Frankie Sullivan, 7.6 ppg, 1.9 rpg;
 Brendon Knox, 2.5 ppg, 1.7 rpg;
 Johnnie Lett, 2.8 ppg, 3.4 rpg

2009-10 (15-17, 6-10 SEC)

F—Lucas Hargrove, 12.8 ppg, 7.0 rpg
 F—Johnnie Lett, 1.9 ppg, 3.2 rpg
 G—DeWayne Reed, 16.2 ppg, 4.3 apg
 G—Tay Waller, 15.3 ppg, 3.8 rpg
 G—Frankie Sullivan, 12.7 ppg, 3.7 rpg
 Top Subs—Brendon Knox, 8.7 ppg, 3.9 rpg;
 Earnest Ross, 2.8 ppg, 3.0 rpg;
 Kenny Gabriel, 2.8 ppg, 1.4 rpg;
 Andre Malone, 2.7 ppg, 1.9 rpg;
 Ty Armstrong, 2.0 ppg, 1.6 rpg

2010-11 (11-20, 4-12 SEC)

F—Rob Chubb, 7.6 ppg, 3.8 rpg
 F—Kenny Gabriel, 10.3 ppg, 5.8 rpg
 G—Earnest Ross, 13.1 ppg, 6.6 rpg
 G—Josh Wallace, 5.7 ppg, 3.9 apg, 1.7 spg
 G—Allen Payne, 5.6 ppg, 2.9 rpg
 Top Subs—Frankie Sullivan, 8.2 ppg, 3.0 apg, 2.5 spg;
 Chris Denson, 5.9 ppg, 1.6 rpg;
 Josh Langford, 4.6 ppg, 2.6 rpg;
 Adrian Forbes, 3.6 ppg, 2.7 rpg;
 Tony Neysmith, 2.4 ppg, 1.4 apg, 1.3 rpg

2011-12 (15-16, 5-11 SEC)

F—Kenny Gabriel, 12.2 ppg, 7.3 rpg, 2.3 bpg
 F—Allen Payne, 4.3 ppg, 4.0 rpg
 C—Rob Chubb, 8.1 ppg, 5.1 rpg
 G—Josh Wallace, 3.4 ppg, 2.2 apg, 1.3 rpg
 G—Frankie Sullivan, 12.6 ppg, 3.9 rpg, 2.3 apg
 Top Subs—Varez Ward, 9.0 ppg, 3.8 apg, 3.1 rpg;
 Chris Denson, 8.7 ppg, 1.8 rpg, 1.1 apg;
 Josh Langford, 5.2 ppg, 2.1 rpg;
 Adrian Forbes, 2.4 ppg, 3.0 rpg;
 Noel Johnson, 2.1 ppg, 1.5 rpg;
 Willy Kouassi, 1.6 ppg, 2.6 rpg

2012-13 (9-23, 3-15 SEC)

F—Allen Payne, 7.7 ppg, 4.6 rpg
 C—Rob Chubb, 8.8 ppg, 6.6 rpg
 G—Shaquille Johnson, 5.3 ppg, 3.0 rpg
 G—Frankie Sullivan, 14.5 ppg, 2.8 apg
 G—Josh Wallace, 4.1 ppg, 2.8 apg
 Top Subs—Chris Denson, 11.9 ppg, 3.0 rpg;
 Jordan Price, 5.4 ppg, 1.8 rpg;
 Asauhn Dixon-Tatum, 3.7 ppg, 44 blks

2013-14 (14-16, 6-12 SEC)

F—Allen Payne, 7.6 ppg, 5.4 rpg
 C—Asauhn Dixon-Tatum, 6.0 ppg, 6.0 rpg
 G—KT Harrell, 18.3 ppg, 4.0 rpg
 G—Chris Denson, 19.1 ppg, 4.3 rpg
 G—Tahj Shamsid-Deen, 9.5 ppg, 2.9 apg
 Top Subs—Dion Wade, 3.0 ppg;
 Malcolm Canada, 2.8 ppg;
 Matthew Atewe, 1.5 ppg, 3.4 rpg

2014-15 (15-20, 4-14 SEC)

G—KT Harrell, 18.5 ppg, 3.0 rpg
 G—Antoine Mason, 14.4 ppg, 2.4 rpg
 G—K.C. Ross-Miller, 7.1 ppg, 2.4 apg, 1.5 spg
 F—Jordon Granger, 4.9 ppg, 3.4 rpg
 F—Cinmeon Bowers, 12.1 ppg, 9.6 rpg
 Top Subs—Tahj Shamsid-Deen, 6.1 ppg, 1.5 apg;
 Malcolm Canada, 5.7 ppg, 2.0 apg

2015-16 (11-20, 5-13 SEC)

G—Kareem Canty, 18.3 ppg, 3.0 rpg
 G—T.J. Dunans, 11.6 ppg, 3.4 apg, 2.5 rpg
 G—TJ Lang, 7.1 ppg, 2.1 rpg, 0.7 apg
 F—Tyler Harris, 13.9 ppg, 7.7 rpg, 1.3 apg
 F—Cinmeon Bowers, 10.5 ppg, 9.6 rpg
 Top Subs—Bryce Brown, 10.1 ppg, 1.8 apg;
 Horace Spencer, 5.1 ppg, 4.9 rpg, 2.1 bpg;
 Jordon Granger, 4.7 ppg, 2.3 rpg

2016-17 (18-14, 7-11 SEC)

F—Danjel Purifoy, 11.5 ppg, 4.7 rpg
 C—Austin Wiley, 8.8 ppg, 4.7 rpg
 G—Jared Harper, 11.4 ppg, 3.0 apg, 1.9 rpg
 G—Bryce Brown, 7.5 ppg, 2.0 rpg, 1.3 apg
 G—Mustapha Heron, 15.2 ppg, 6.1 rpg
 Top Subs—T.J. Dunans, 8.2 ppg, 3.5 rpg, 2.5 apg;
 Ronnie Johnson, 7.8 ppg, 1.8 rpg, 2.3 apg;
 Anfernee McLemore, 5.4 ppg, 4.5 rpg, 1.2 bpg;
 TJ Lang, 4.3 ppg, 1.8 rpg;
 Horace Spencer, 4.8 ppg, 3.4 rpg, 1.5 bpg

2017-18 (26-8, 13-5 SEC • Champions)

F—Anfernee McLemore, 7.4 ppg, 5.3 rpg, 2.7 bpg
 F—Desean Murray, 10.1 ppg, 6.7 rpg
 G—Mustapha Heron, 16.4 ppg, 5.3 rpg
 G—Bryce Brown, 15.9 ppg, 2.0 rpg
 G—Jared Harper, 13.2 ppg, 5.4 apg
 Top Subs—Chuma Okeke, 7.5 ppg, 5.8 rpg;
 Malik Dunbar, 5.4 ppg, 2.4 rpg;
 Horace Spencer, 4.7 ppg, 4.9 rpg;
 Davion Mitchell, 3.7 ppg, 1.9 apg



ALL-TIME LETTERWINNERS

- A -

Adams, Jeff 1977-78-79
 Akin, J.C. 1926-27-28
 Aihe, Francis 2009
 Alexander, Bill 1968-69-70 (C)
 Allison, Zach 2016
 Anthony, Benny 1977-78-79-80
 Ariail, D.W. 1932-33-34 (C)
 Armstrong, Ty 2010-11
 Arnold, Jamaal 2003
 Arnold, William 1914
 Arnold, Zane 1989-90-91(C)
 Arthur, R.A. 1933
 Ash, Tim 1970-71
 Atewe, Matthew 2014-15
 Austin, Greg 1970

- B -

Baggett, Matt 2002
 Banks, Earl 1978-79-80-81 (C)
 Banks, Michael (mgr.) 2014
 Barber, Korvotney 2006-07-08-09(C)
 Barker, Charlton 1999-2000-01-02
 Barkley, Charles 1982-83-84
 Barks, Earl 1924-25
 Barks, Hub 1918-19-20-21
 Barlow, Keydrick (mgr.) 2008-11
 Barnes, Woodrow 1934-35-36
 Barnhizer, Mark 1977-79
 Barrett, Rasheem 2006-07-08-09
 Bass, Stephen 2015
 Battle, Ronnie 1990-91-92-93
 Baugh, Stephen (mgr.) 2008-09-10-11
 Bearden, J.B. 1958
 Beasley, Bob 1920
 Beasley, Jeremy 1997
 Beatty, Travis 1953
 Beavers, Tim 1972-73-74
 Bedgood, Lance (mgr.) 2000
 Bickerstaff, Donald 1945
 Bird, Derrick 2002-03 (C)
 Blackwell, John 1962-63-64 (C)
 Blackstock, Cole 2016-17-18
 Bolden, Pepto 1974-75-76 (C)
 Bolling, Rick 1982-83
 Bond, Bobby 1973-74-75-76
 Boozer, Cameron 1992
 Bota, Marin 2001
 Bowen, Sam 1958
 Bowers, Cinmeon 2015-16
 Bracy, Wayne 1975-76-77-78
 Brandt, Chris 1989-90-91-92 (C)
 Brawner, Roy 1948-49-50-51 (C)
 Brewer, Jamison 2000-01
 Bridges, O.W. 1917-18
 Brooks, Ryan 2007-08
 Brown, Bryce 2016-17-18
 Brown, Earnest 1996

Brown, L.C. 1934-35
 Brown, Nick (mgr.) 1988-89-90-91-92
 Brown, Quinell 2004-05 (C)
 Buisson, Bobby 1965-66-67 (C)
 Burbage, Jesse 1915-16
 Burgess, Quinton 1945-46
 Burgess, Thad 1979
 Burke, Pat 1994-95-96-97 (C)
 Burke, T.G. 1911-12
 Burseson, R.A. 1909
 Burnett, John 1962-63
 Burton, Herbert 1943
 Butcher, Donnie 1983

- C -

Cahill, Mark 1981-82-83-84
 Caldwell, Derek 1996-97-98
 Calton, Donny 2000-01-02-03
 Cameron, Joey 2006
 Campbell, Scott 2005
 Canada, Malcolm 2014-15
 Canty, Kareem 2016
 Canzoneri, A.G. 1941-42-43 (C)
 Card, Lewis 1979
 Cardwell, Kim (mgr.) 1982
 Carley, Ryan (mgr.) 2012
 Carpenter, Keenan 1988-89
 Cart, Larry 1963
 Carter, Kenny 1980
 Carter, Wilmer 1915-16
 Cattage, Bobby 1978-79-80-81
 Caylor, John 1987-88-90-91 (C)
 Chandler, Terry 1956-57-58
 Chapman, Larry 1962-63-64 (C)
 Childers, Edron 1937-38
 Chilliest, Adrian 1996-97-98-99
 Christian, Mike 1972-73-74 (C)
 Christian, Tim 1967
 Chubb, Rob 2010-11-12-13
 Clark, Reid 1995-96
 Clements, E.E. 1913-14-15
 Cochran, John 1952-53-54
 Cohen, Mike 2017
 Coleman, Thomas 1957
 Cook, D. 1914
 Cook, F. 1913
 Cooper, Scott (mgr.) 2000-01
 Corley, Chris (mgr.) 1992-93-94-95
 Costner, Jim 1994-95
 Cowart, Pat 1970-71
 Cox, Dan 1974-75
 Craft, Collier (mgr.) 2002
 Creel, Eugene M. 1923-24
 Crew, W.R. 1936
 Croker, D.C. 1907
 Culverhouse, H.G. 1909
 Cunningham, Cole (mgr.) 2007-08
 Cunningham, David 1975

Curlee, A.D. 1936-37-39
 Curtis, Dwayne 2004

- D -

Daniel, Ryan 2005
 Daniels, Marquis 2000-01-02-03(C)
 Daniels, Paul 1981-82-83-84
 Davis, Aundrae 1987
 Davis, Chris 1995
 Davis, J.E. 1911
 Davis, Kyle 2001-02-03-04 (C)
 Davis, Leroy 1995
 Dawson, Bill 1951
 Dawson, William 1947
 Dean, Myers (mgr.) 2008-09-10-11
 DeFore, Lee 1964-65-66 (C)
 Dennison, Derrick 1987-88-89-90 (C)
 Denson, Chris 2011-12-13-14
 Derozan, Kyle 2005
 Devaney, Jim 1980
 Deschamps, Dale 1975-76
 Diame, Abdou 2001
 Diamond, Jim 1954-55-56
 Dickinson, R.A. 1940
 Dixon-Tatum, Asauhn 2013-14
 Dollard, Josh 2006-07
 Donald, Ray 1995-96 (C)
 Dooley, Vince 1952
 Douglas, Toney 2005
 Dowell, William 1922
 Dreyfus, S.C. 1908
 Drum, Jake 2009-10-11-12
 Dryer, T.B. 1907-08
 Dubose, Frank 1927-28-29
 Dudley, Charles 1922-23 (C)
 Ducote, R.J. 1916-18
 Duke, Jesse 1922-23-24
 Dunans, T.J. 2016-17
 Dunbar, Malik 2018
 Dunbar, Robert 1941
 Duncan, Benton 1948-49
 Duncan, J.R. 1912-14
 Dundley, Charley 1920

- E -

Eaddy, Bill 1989
 Eaves, Joel 1935-36-37 (C)
 Edun, Moses 2004-05-06
 Edwards, Thomas H., Jr. 1937-38-39
 Ellis, Frank H. 1934
 Ellis, G.J. 1926-27-28
 England, Gary 1971-72-73 (C)
 Evans, G.D. 1925
 Evans, G.P. 1926
 Evola, Harrison (mgr.) 2014

- F -

Faircloth, Tee 1966-67
 Farish, J.P., Jr. 1951-52-53 (C)
 Fells, Orenn 2001
 Fenn, Robert 1952-53
 Fenton, W.V. 1934
 Fibbe, Jimmy 1959-60-61 (C)
 Fibbe, Tommy 1964-65-66
 Fickling, William A. 1952-53-54
 Finney, C.E. 1943
 Fishback, Daymeon 1997-98-99-00
 Fitten, Sam 1982
 Flanigan, Wes 1994-95(C)-96(C)-97(C)
 Floyd, John (mgr.) 75-76-77-78
 Floyd, M.H. 1916-17-18-19
 Forbes, Adrian 2011-12
 Forbes, C.M. 1914-15
 Ford, Frank 1984-85-86-87
 Franklin, Jim (mgr.) 1986
 Frederick, Rex 1957-58-59 (C)
 Fucci, Dom 1976
 Fuller, Herbert 1945

- G -

Gabriel, Kenny 2010-11-12
 Gaines, Troy 2003-04-05
 Gallina, Ted (mgr.) 1992-93-94
 Gallon, Reggie 1990-91-92-93 (C)
 Gardner, David (mgr.) 1998-99-00
 Geiger, Matt 1988-89
 Gibson, D. 1907-08
 Gibson, Ray 1938-39-40
 Gilbert, Porter 1959-60-61 (C)
 Givan, Alex (mgr.) 2005-06
 Glasgow, Jack 1948-49-50-51
 Glass, Lincoln 2001
 Godfrey, Gary 1982-85-86
 Godfrey, Julian (mgr.) 2006-07
 Gomillion, John 1998
 Gordy, J. 1910
 Gordy, S. 1909
 Gray, W.R. 1925-26
 Granger, Jordon 2013-14-15-16
 Gregory, Bill 1956-57-59
 Greene, Jr., Brian 2013
 Greene, Herbert 1964-65-66
 Griциunas, Benas 2014
 Groover, Ray 1959-60-61
 Guest, Darren 1985
 Guy, Freddie 1963-64-65 (C)

- H -

Hahn, Fred 1922-23-24 (C)
 Hahn, Hub 1918-19-20-21
 Hall, S. 1909
 Hall, S.S. 1926-27
 Hall, W.H. 1917-18
 Hall, W.R. 1917
 Hamilton, David 1999
 Hankton, Kirt 1989
 Haralson, Melvin 1986-87
 Hargrove, Lucas 2007-08-09-10 (C)
 Harper, Jared 2017-18
 Harrell, KT 2014-15
 Harrington, Adam 2001-02 (C)
 Harris, Henry 1970-71-72 (C)

Harris, Tyler 2016
 Harrison, Joe 1922-23-24 (C)
 Hart, Henry 1957-59-60 (C)
 Hart, Jerry (mgr.) 1960
 Hart, Taylor 1979
 Hatfield, L.L. 1930-31-32 (C)
 Hawkins, E.A. 1940-41-42
 Hayes, Earl 1982-83
 Hayles, Daniel 2005-06
 Haynes, Doyle 1954
 Head, Alan (mgr.) 2002
 Heard, Jay 1999-2000
 Helmlinger, John 1960-61-62
 Henderson, Ted 1977
 Henry, Lamar 1964
 Henson, Byron 1980-81-82-83
 Heramb, Matt 2007-08
 Heron, Mustapha 2017-18
 Hester, Dustin 1989
 Hill, Edward 1947
 Hill, George 1948-49-50-51
 Hill, Howard 1922
 Hitt, Dwight 1950
 Hoehle, Gene 1950
 Holland, Carey 1984-85
 Holmes, C.J. 2013-14-15
 Holmes, J.C. 1937-38-39
 Hood, Jeffrey (mgr.) 2003
 Hopkins, Sam (mgr.) 2012-13
 Hordges, Cedrick 1976-77
 Howard, Terrance 1985-86-87-88
 Howell, Alex 1967-68 (C)
 Howell, Brett 2005-06
 Howell, Rex 1966
 Hudson, J.T. 1917
 Hughes, Randy 1998
 Huff, John 1939-40
 Hurt, David 1967-68-69
 Hutton, Mark 1993

- I -

Ingram, Billy Bob 1962-63

- J -

Jackson, Ron 1968-69-70
 Jacobs, Dan (mgr.) 1968-69
 James, Ebb 1927-28
 James, Fob 1926-27-28 (C)
 James, Louie 1928-29-30
 James, Tim 1982
 Jasquith, Andre 1995
 Jefferson, Alvin 1996
 Jenkins, George 1932-33
 Johns, Layton 1960-61-62-63 (C)
 Johnson, Albert 1972-73
 Johnson, Bob 1969
 Johnson, Chris (mgr.) 2013
 Johnson, Eddie 1974-75-76 (C)
 Johnson, J.L. 1943
 Johnson, Noel 2012-13
 Johnson, Ronnie 2017

Johnson, Shaquille 2013
 Johnston, Manley 1958
 Jones, Bruce 1923-24
 Jones, C.A. 1916-17
 Jones, Frank 1906
 Jones, Matt (mgr.) 2011
 Jones, Mike 1986-87
 Jones, Mike (mgr.) 1986
 Jones, Rob 1985-86-87
 Jones, Willie 1992
 Jordan, J.R. 1930-31-32 (C)
 Joyce, Rod 1992-93

- K -

Kaley, C.P. 1931-32-33 (C)
 Kaley, W.E. 1925-27
 Keel, Tim (mgr.) 2005-06-07
 Keim, Patrick 2015-16-17-18
 Kemp, John (mgr.) 1986
 Kidd, Adam (mgr.) 2001
 Killingsworth, Marco 2002-03-04
 Kinlaw, D.C. 1948
 Kirkland, Dan 1971-72
 Kirkland, K. Mack 1962-63
 Kirkpatrick, Bill 1953-54-55 (C)
 Kitchens, Brad (mgr.) 1982
 Knox, Brendon 2009-10
 Kosmala, Daniel (mgr.) 2012
 Kouassi, Willy 2012
 Krezminski, Ted 1946
 Krivacs, Jim 1975

- L -

Lacey, J.E. 1912-13
 Lacey, W.M. 1906-07
 Lacy, John 1920
 Lancaster, Rod 1945-46
 Lang, TJ 2015-16-17
 Lanford, Dan 1948-49-50-51 (C)
 Langford, Josh 2011-12
 Lassiter, Jack 1921
 Lawson, H.B. 1930-31-32
 Lawson, Scott (mgr.) 1991-92
 Leapheart, Al 1970-71-72
 Lee, Jason (mgr.) 2003-04-05
 Lee, Jimmy 1957-58-59 (C)
 LeMelle, Ronny 2004-05-06 (C)
 Leonard, Jimmy 1960-61
 Lett, Johnnie 2009-10
 Lewis, Johnathan 2001-03-04
 Lewis, Kelvin 2007
 Locke, T.C. 1909-10
 Lockhart, Darrell 1980-81-82-83 (C)
 Lollar, Chris 2003-04
 Louisell, William 1915
 Loyless, Jimmy Ray (mgr.) 1973-74-75-76
 Lumpkin, T.W. 1930-31-32
 Luquire, Adam 2007-08
 Lynn, Bill 1949-50 (C)
 Lynn, Johnny 1985-86-87-88

- M -

Mack, Kendell 1998
 Macoy, Will 2017-18
 Magri, Ernie 1972-73
 Major, E.A. 1909-10-11-12-13
 Malone, Andre 2010
 Mancini, Frank 1940-41-42
 Mandula, Bob 1973-74
 Martello, Vince 1981
 Martin, James 1952-53-54
 Martin, Terry 1984
 Mason, Antoine 2015
 Mason, Sam 1933
 Mastin, Alex (mgr.) 2012-13
 Mays, Bob (mgr.) 1960
 McAfee, Emmett 1949
 McCullough, John (mgr.) 1972-73-74
 McFadden, Jeffrey 1987
 McFadden, Frank 1918-19-20-21
 McGadney, Mack 1999-2000-01-02
 McGrew, Roy 1979
 McGriff, Bill 1956-57-58
 McKelvy, Cornelius 1947
 McKie, Robert 1989-91
 McKinney, W.R. 1925-26
 McKinney, Wallace 1922-23-24
 McKinney, William 1924-25
 McKissick, Rex 1936-37-38 (C)
 McLemore, Anfernee 2017-18
 McLeod, Michael (mgr.) 2000-01-02
 McMahan, Warren 1933-34
 McManus, Bayward 1958-59
 Meagher, John 1945
 Mengelt, John 1969-70-71
 Merrell, Doug 2011
 Miaway, Archie 2007
 Miller, Jeff (mgr.) 1979
 Miller, Bob 1966-68
 Miller, Robert 1953-54 (C)
 Miles, David (mgr.) 1979
 Millsap, Joe 1966-67
 Mitchell, Davion 2018
 Mitchell, Dwayne 2002
 Mitchell, Joe Bob 1935-36
 Mitchell, Mike 1975-76-77-78 (C)
 Mobberly, W.C. 1948-49-50-51
 Monroe, Lewis 2002-03-04
 Montgomery, Jimmy 1965-66
 Moon, Glen 1974-75-76
 Moore, Jeff 1985-86-87-88
 Morgan, Malvern 1937-38-39
 Morris, Chris 1985-86-87-88
 Mosteller, Odell 1982-83
 Motley, Marvin 1941-42
 Mullendore, Gary 1971-72
 Mullins, H.L. 1928-29
 Mummert, Gordon 1952-53-54-55
 Mumphord, Alvin 1980-81-82-83 (C)
 Murdock, D.N. 1912
 Murray, Desean 2018

- N -

Naftel, James 1957
 N'diaye, Mamadou 1997-98-99-00
 Neal, Heath (mgr.) 1997-98-99-00
 Nelson, Rolland 1955-56
 Newell, Olin 1914
 Newton, Joe 1963-64-65
 Neysmith, Tony 2010-11-12
 Nixon, Glenn 1948-49
 Noble, A.J. 1913
 Norman, Mandy 1921
 Norris, Moochie 1995 (C)

- O -

O'Cain, Richard 1946-47
 O'Connor, Michael 2005
 O'Daniel, Curtis 1964
 O'Donnell, James 1953-54-55-56 (C)
 Ohman, Brooks (mgr.) 2013-14
 Okeke, Chuma 2018
 Oliver, David (mgr.) 1995-96-97
 Ondr, Rob (mgr.) 2000-01
 Osberry, Robert 1973-74
 Owens, Brandon (mgr.) 1998

- P -

Page, Josey (mgr.) 1956-67
 Pappas, Ernest 1937
 Parker, T.F. 1909-10
 Parks, Ben E. 1942
 Pate, Roy 1930
 Patrick, Larry 1990-91
 Patrick, Myles 1975-76-77-78
 Payne, Allen 2011-12-13-14
 Payne, William 1914-15-16
 Pearson, Chris (mgr.) 2000
 Pearson, J. Tim 1964-65
 Pederson, Alex (mgr.) 2008
 Pellar, Nick 2013
 Pendleton, Jason (mgr.) 1995-96-97
 Perry, Tom 1967-68-69 (C)
 Person, Adrian 1999
 Person, Chuck 1983-84-85-86
 Person, Wesley 1991-92-93-94 (C)
 Petrone, Chas (mgr.) 2010-11-12-13
 Pietkiewicz, Stan 1975-76-77-78 (C)
 Pohlman, Scott 1998-99-2000-01(C)
 Poindexter, Frank 1980-81-82
 Poole, James (mgr.) 1982-83
 Porter, Chris 1999-2000 (C)
 Porter, Will (mgr.) 2005-06-07
 Posey, Leon 1960-61-62
 Powell, Jack 1946-47 (C)
 Powers, Kirk 1978-79
 Price, Bubba 1977-78-79-80 (C)
 Price, Jordan 2013
 Price, Randy 1982
 Pridgen, Dan 1949-50-51
 Prowell, Quan 2007-08
 Purcell, William (mgr.) 1974
 Purchase, Jack 2015
 Purifoy, Danjel 2017

- Q -

Quick, Ronnie 1966-67
 Quinney, George 1934

- R -

Redd, Albert 1920
 Redding, Gary 1973-74-75-76 (C)
 Reed, DeWayne 2007-08-09-10
 Reed, Trayvon 2015
 Remillard, Jason (mgr.) 1997-98-99-00
 Retseck, Jim 1971-72
 Rice, T.J. 2011-12
 Ridenhour, Jacob (mgr.) 1993-94-95
 Robertson, Quantez 2006-07-08-09(C)
 Robinson, Ardith 1949
 Robinson, Brandon 2002-03-04
 Robinson, Clifton 1998
 Robinson, Doc 1997-98(C)-99(C)-00 (C)
 Rodgers, Hugh 1936
 Rogers, Chris 2005
 Ross, Bill 1960-61-62 (C)
 Ross, Earnest 2010-11
 Ross-Miller, K.C. 2015
 Russell, Erskine 1947-48

- S -

Salter, John 1963
 Samples, Tyrone 1957-58-59
 Sanderson, Jack 1946
 Savage, Zack 1923
 Sawyer, Bill 1981-82
 Scarbrough, L.A. 1909-10-11-12
 Siebert, Robert 1946
 Shamsid-Deen, Tahj 2013-14-15-16
 Sharp, Reggie 1999-2000-01(C)
 Shelby, Matt (mgr.) 2002-03-04-05
 Shepperd, Brian 1983
 Shetler, Carl 1968-69-70 (C)
 Simmons, Eric "Butch" 1975-76
 Sindler, Frank J. 1933
 Slaughter, T.R. 1927
 Slayden, Herb 1955
 Slayden, Kay 1954-55-56
 Smith, A.L. 1928
 Smith, Abe 1999-2000
 Smith, Bryant 1996-97-98-99 (C)
 Smith, Drew 2006-07-08
 Smith, Dudley 1998
 Smith, LaRon 2017
 Smith, Leonard 1994
 Smith, Ralph 1971-72-73
 Smith, Richard 1990
 Smith, William 1972
 Snyder, E. 1926
 Spencer, Dylan 2010-11-12-13
 Spencer, Horace 2016-17-18
 Spencer, Howard 1984-85
 Springfield, Mike 1995-96
 Stapler, Scott (mgr.) 1995-96
 Stapleton, Bobby 1945
 Steed, George 1914-15-16
 Sterling, Joseph 1947-48-49
 Stewart, Jack 1930-31-32
 Stockelberg, Frank K. 1924
 Stockton, Cole 2015-16
 Stone, Noah (mgr.) 1993-94
 Strange, George 1935
 Streetman, J.P. 1939-40
 Streit, J.B. 1911
 Strickland, Auby 1917

Strickland, Trey (mgr.) 2006-07
Strickland, Vern 1984-86
Stringer, Eric 1978-79-80-81
Stuart, Shawn 1993-94
Sturkie, Henry 1954-55-56-57 (C)
Sullivan, Frankie 2009-10(C)-11-12(C)-
13(C)
Sutton, Brent 1972-73
Swinson, Aaron 1992-93-94 (C)

- T -

Tanner, Jack 1942
Tate, Trey 2016-17
Taylor, George 1914
Taylor, Mitch 1992
Thigpen, James 1916
Thomas, Darrell 1985
Thomas, Emmett 1975
Thomas, Phillip 1996
Thomas, Randy 1965
Thompson, Alex 2014-15
Thorington, Garrett (mgr.) 2006-07
Tinker, Billy 1961-62-63-64
Tinker, Wally 1967-68-69 (C)
Tolbert, Frank 2005-06(C)-07-08
Tolbert, Jimbo (mgr.) 2000-01
Trapp, J.H. 1919
Trawick, Garreth(mgr.)2008-09-10-11
Tucker, Bobby 1956-57-58
Tucker, Rodney 2003-04
Turner, Greg 1981-82-83-84
Turner, Herman (mgr.) 2001-02-03-04
Turner, Jack 1952-53-54
Turner, Rodney 1985
Tyler, David (mgr.) 1988-89-90-91

- V -

Vaughn, David 1959-60-61
Veal, Inman 1952
Vines, J.A. 1929
Valavicius, Rich 1979 (C)-80 (C)

- W -

Waddell, Devin 2014-15-16-17
Wade, Dion 2014
Wade, Jimmy 1918-19-20-21
Wade, Jonathan (mgr.) 2014
Wadsworth, F.A. 1943
Waites, Harold 1945
Walker, Jimmy 1969-70-71 (C)
Walker, Jonathan 2016
Walker, Randall 1966-69
Wallace, Josh 2010-11-12-13
Waller, Tay 2009-10
Walter, Bill 1950-51
Walther, Paul 1946
Walton, Jamarrus 2013
Ware, R.Y. 1906-07-08
Ware, W.J. 1925
Watkins, Corey 1999
Watkins, Walter 1914
Watson, Nathan 2002-03-04-05 (C)
Webb, Bianca (mgr.) 2014
Weems, Lance 1993-94-95(C)-96(C)
Weldon, Roger 1950-51-52 (C)
Welsh, Richie 1984

West, Harold 1945
Westbrook, Stephen (mgr.) 2012
Whigham, Byrd 1954-55
Whitaker, H. 1906-07
White, Gerald 1984-85-86-87
Wicke, Danny 2003-04
Wiley, Aubrey 1993-94
Wiley, Austin 2017
Williams, Frank 1942-43
Williams, Frank 1947 (C)
Williams, Franklin 1995-96-97-98 (C)
Williams Jr., Larry 2008-09-10
Williams, New 2016
Williams, Ray 1946-47-48 (C)
Wills, Bob 1968-69
Wilson, W.P. 1917
Wood, Jim 1948
Woodruff, C.W. 1906-07-08
Worrill, Jamie 1913
Wrencher, Champ 1989-90-91-92 (C)
Wright, T.P. 1911

- Y -

York, Bobby 1970
Young, B.E. 1943
Young, Ian 2004-05 (C)

(C) Captain



ALABAMA (227)**ABBEVILLE (1)**

Porter, Chris 1999-2000 (C)

ADGER (1)

Snider, Euil 1926

ALBANY (1)

Caldwell, Derek 1996-97-98

ALEXANDER CITY (1)

Barnes, Woodrow 1934-35-36

ANDALUSIA (1)

Powell, Jack 1946-47 (C)

ANNISTON (1)

Stewart, Jack 1930-31-32

ASHLAND (1)

Weems, Lance 1993-94-95(C)-96(C)

AUBURN (17)

Beasley, Bob 1920

Brandt, Chris 1989-90-91-92 (C)

Burgess, Thad 1979

Card, Lewis 1979

Clements, Edwin Erwin 1913-14-15

Dowell, William 1922

Gregory, Bill 1956-57-59

Howell, Brett 2005-06

Huff, Heath 2017

James, Ebb 1927-28

James, Fob 1926-27-28 (C)

James, Louie 1928-29-30

Meagher, John 1945

Naftel, James 1957

Powers, Kirk 1978-79

Smith, Dudley 1998

Stockton, Cole 2015

AUTAUGAVILLE (1)

Motley, Marvin 1941-42

BESSEMER (3)

Canzoneri, Albert 1941-42-43 (C)

Lacey, Joseph Edwin 1912-13

Lacey, William Morris 1906-07

BIRMINGHAM (51)

Ariail, David William 1932-33-34 (C)

Arnold, Zane 1989-90-91(C)

Arthur, Robert 1933

Banks, Earl 1978-79-80-81 (C)

Barks, Earl 1924-25

Barks, Hub 1918-19-20-21

Bracy, Wayne 1975-76-77-78

Burbage, Jesse 1915-16

Cameron, Joey 2006

Cunningham, David 1975

Dryer, Thomas Bailey 1907-08

Duke, Jesse 1922-23-24

Dunbar, Robert 1941

Ellis, Frank H. 1934

Frederick, Rex 1957-58-59 (C)

Gibson, De Witt 1907-08

Hahn, Fred 1922-23-24 (C)

Hahn, Hub 1918-19-20-21

Hall, W.R. 1917

Johnson, Albert 1972-73

Johnston, Manley 1958

Keim, Patrick 2016-17-18

Lewis, Johnathan 2001-03-04

Lollar, Chris 2003-04

Macoy, Will 2017-18

Major, Earl Alexander 1909-10-11-12-13

Merrell, Doug 2011

Miller, Robert 1953-54 (C)

Moore, Jeff 1985-86-87-88

Mumphord, Alvin 1980-81-82-83 (C)

Murdock, D.N. 1912

Osberry, Robert 1973-74

Pappas, Ernest 1937

Parker, Thomas Frances 1909-10

Pate, Roy 1930

Price, Bubba 1977-78-79-80 (C)

Rogers, Chris 2005

Russell, Erskine 1947-48

Smith, Ralph 1971-72-73

Spencer, Dylan 2010-11-12-13

Springfield, Mike 1995-96

Strange, George 1935

Streit, John Bradley 1911

Taylor, George 1914

Turner, Jack 1952-53-54

Ware, Robert Young 1906-07-08

Ware, William Judson 1925

Watkins, Corey 1999

Williams Jr., Larry 2008-09-10

Woodruff, Charles Williamson 1906-07-08

Wrencher, Champ 1989-90-91-92 (C)

BOLIGEE (1)

Harris, Henry 1970-71-72 (C)

BRANTLEY (3)

Person, Chuck 1983-84-85-86

Person, Wesley 1991-92-93-94 (C)

Wiley, Aubrey 1993-94

CAMDEN (1)

Cook, Daniel 1914

CAMP HILL (1)

Slaughter, T.R. 1927

CENTREVILLE (1)

Purifoy, Danjel 2017

CHEROKEE (1)

Alexander, Bill 1968-69-70 (C)

CULLMAN (2)

Chandler, Terry 1956-57-58

Lynn, Bill 1949-50 (C)

DADEVILLE (2)

Fitten, Sam 1982

Newell, Olin 1914

DAPHNE (1)

Manci, Frank 1940-41-42

DAWSON (1)

Smith, A. Luther 1928

DOUBLE SPRINGS (1)

Martin, James 1952-53-54

DORA (2)

Hawkins, E.A. 1940-41-42

Tanner, Jack 1942

DOTHAN (3)

Brooks, Ryan 2007-08

Tate, Trey - 2017

Thompson, Alex 2014-15

DUTTON (1)

McGriff, Bill 1956-57-58

ENSLEY (1)

Mandy, Norman 1921

EQUALITY (1)

McKissick, Rex 1936-37-38 (C)

ENTERPRISE (1)

Clark, Reid 1995-96

EUFAULA (1)

Greene, Herbert 1964-65-66

EVA (1)

Childers, Edron 1937-38

Nelson, Rolland 1955-56

FAIRFIELD (1)

McGrew, Roy 1979

FAIRVIEW (1)

Baggett, Matt 2002

FAYETTE (2)

Bolling, Rick 1982-83

Newton, Joe 1963-64-65

FORT PAYNE (1)

Watson, Nathan 2002-03-04-05 (C)

GADSDEN (3)

Cochran, John 1952-53-54

Strickland, Vern 1984-86

Sturkie, Henry 1954-55-56-57 (C)

GERALDINE (2)

Gilbert, Porter 1959-60-61 (C)

Vines, J.A. 1929

GOODWATER (1)

Crew, Buddy 1936

GORDO (1)

Savage, Zach 1923

HALEYVILLE (1)

Duncan, Benton 1948-49

HARTFORD (1)

Ross, Bill 1960-61-62 (C)

HEADLAND (1)

Williams, Franklin 1995-96-97-98 (C)

HOBSON CITY (1)

Stringer, Eric 1978-79-80-81

HOOVER (1)

Drum, Jake 2009-10-11-12

HUNTSVILLE (7)

Cattage, Bobby 1978-79-80-81

Cowart, Pat 1970-71

Cox, Dan 1974-75

Langford, Josh 2011-12

Quick, Ronnie 1966-67

Samples, Tyrone 1957-58-59

Smith, Bryant 1996-97-98-99 (C)

IDER (1)

Smith, William 1972

INDIAN SPRINGS (1)

Luquire, Adam 2007-08

JASPER (3)

Beasley, Jeremy 1997

Burton, Herbert 1943

Gray, W.R. 1925-26

JOPPA (1)

Holmes, J. Crawford 1937-38-39

KILLEN (1)

Blackstock, Cole 2016-17-18

LAFAYETTE (1)

Haynes, Doyle 1954

LANETT (2)

Coleman, Thomas 1957

Morgan, Malvern 1937-38-39

LANGDALE (1)

Rodgers, Hugh 1936

LEEDS (1)

Barkley, Charles 1982-83-84

LINEVILLE (1)

Ingram, Billy Bob 1962-63

LOUISVILLE (1)

Whigham, Byrd 1954-55

LUDOWICI (1)

Chapman, Larry 1962-63-64 (C)

MARVEL (1)

Ellis, G.J. 1926-27-28

MADISON (1)

Walker, Jonathan 2015-16

MILLBROOK (1)

Fenn, Robert 1952-53

MILLERVILLE (1)

Lumpkin, Tom 1930-31-32

MOBILE (13)

Dooley, Vince 1952

Ducote, R.J. 1916-18

Evans, G.D. 1925

Hayles, Daniel 2005-06

Lacy, John 1920

Lang, TJ 2016-17

Lett, Johnnie 2009-10

Louisell, William 1915

McGadney, Mack 1999-2000-01-02

McKinney, W.R. 1925-26

McKinney, Wallace 1922-23-24

McKinney, William 1924-25

Reed, Trayvon 2015

MONTEVALLO (1)

Hayes, Earl 1982-83

MONTGOMERY (17)

Brown, L.C. 1934-35

Burke, Taylor George 1911-12

Dickinson, Robert 1940

Dreyfus, Samuel Cellner. 1908

Edwards, Thomas H., Jr. 1937-38-39

Harrell, KT 2014-15

Harrison, Joe 1922-23-24 (C)

Hatfield, L.L. 1930-31-32 (C)

Hordges, Cedrick 1976-77

Killingsworth, Marco 2002-03-04

Locke, Thomas Courtaney 1909-10

McFadden, Frank 1918-19-20-21

Simmons, Eric "Butch" 1975-76

Thomas, Emmett 1975

Thomas, Randy 1965

Wade, Jimmy 1918-19-20-21

Walter, Bill 1950-51

MONROEVILLE (1)

Farish, Julius P., Jr. 1951-52-53 (C)

MORRIS (1)

Kaley, William 1925-27

MOULTON (1)

Posey, Leon 1960-61-62

MOUNT HOPE (1)

Young, Bluit Edward 1943

NEW DECATUR (1)

Burluson, Richard Alva 1909

NEW MARKET (2)

Robinson, Brandon 2002-03-04

Tucker, Bobby 1956-57-58

NEWTON (1)

Mullins, H.L. 1928-29

NOTASULGA (2)

Akin, James C. 1926-27-28

Bridges, Oma Wesley 1917-18

OAK GROVE (1)

Davis, John Eayres 1911

OXFORD (1)

Heard, Jay 1999-2000

PELHAM (1)

Allison, Zach 2015-16

PIEDMONT (1)

West, Harold 1945

PISGAH (2)

Tinker, Billy 1961-62-63-64

Tinker, Wally 1967-68-69 (C)

PITTSVIEW (1)

Battle, Ronnie 1990-91-92-93

PRATT CITY (1)

Culverhouse, Harry George 1909

RIVER FALLS (1)

Tolbert, Frank 2005-06(C)-07-08

SCOTTSBORO (2)

Blackwell, John 1962-63-64 (C)

Hurt, David 1967-68-69

SELMA (3)

Beatty, Travis 1953

Jordan, James Ralph 1930-31-32 (C)

Robinson, Doc 1997-98(C)-99(C)-00 (C)

SPRUCE PINE (1)

Glasgow, Jack 1948-49-50-51

SYLACAUGA (1)

Jones, Willie 1992

SLYVANIA (1)

Jones, Rob 1985-86-87

TALLADEGA (2)

Bolden, Pepto 1974-75-76 (C)

Burgess, Quinton 1945-46

TALLASSEE (3)

Mason, Sam 1933
Noble, A.J. 1913
O'Daniel, Curtis 1964

TARRANT CITY (1)

Hall, S.S. 1926-27

TRUSSVILLE (1)

Smith, Drew 2006-07-08

TUSCALOOSA (1)

Pearson, J. Tim 1964-65

TUSCUMBIA (1)

Burnett, John 1962-63

TUSKEGEE (2)

Smith, Leonard 1994
Turner, Greg 1981-82-83-84

UNIONTOWN (1)

Sullivan, Frankie 2009-10(C)-11-12(C)-13(C)

WARRIOR (3)

Creel, Eugene M. 1923-24
Kaley, Charles 1931-32-33 (C)
Wadsworth, Frank 1943

WEBB (1)

Kirkland, K. Mack 1962-63

WETUMPKA (1)

Curlee, Andrew 1936-37-39

ARIZONA (1)**TUCSON (1)**

Gaines, Troy 2003-04-05

ARKANSAS (2)**LITTLE ROCK (2)**

Chilliest, Adrian 1996-97-98-99
Flanigan, Wes 1994-95(C)-96(C)-97(C)

CALIFORNIA (1)**INGLEWOOD (1)**

Williams, New 2016-17

CONNECTICUT (1)**WATERBURY (1)**

Heron, Mustapha 2017-18

FLORIDA (37)**BAKER (1)**

Martello, Vince 1981

BALDWIN (1)

Holland, Carey 1984-85

BRANDON (1)

Gomillion, John 1998

BRADENTON (1)

Helmlinger, John 1960-61-62

CAPE CORAL (1)

Burke, Pat 1994-95-96-97 (C)

CLEARWATER (1)

Geiger, Matt 1988-89

CORAL GABLES (1)

Sawyer, Bill 1981-82

CRESTVIEW (1)

Hester, Dustin 1989

DAYTONA BEACH (1)

Daniels, Paul 1981-82-83-84

FORT LAUDERDALE (1)

Miller, Bob 1966-68

FORT WALTON (1)

Gibson, Ray 1938-39-40

JACKSONVILLE (2)

Arnold, William 1914
Joyce, Rod 1992-93

JAY (1)

Diamond, Jim 1954-55-56

KISSIMMEE (1)

Ford, Frank 1984-85-86-87

LAKELAND (2)

Davis, Chris 1995
Fenton, Benny 1934

MARIANNA (1)

Streetman, Jay Patrick 1939-40

MELBOURNE (1)

Armstrong, Ty 2010-11

MIAMI (2)

Gallon, Reggie 1990-91-92-93 (C)
McKie, Robert 1989-91

NAPLES (1)

Robinson, Clifton 1998

ORLANDO (3)

Daniels, Marquis 2000-01-02-03(C)
Poindexter, Frank 1980-81-82
Young, Ian 2004-05 (C)

PALM BAY (1)

Smith, LaRon 2017

PENSACOLA (4)

Carter, Wilmer 1915-16
Donald, Ray 1995-96 (C)
Duncan, J.R. 1912-14
Wallace, Josh 2010-11-12-13

TAMPA (1)

Jackson, Ron 1968-69-70

WEIRSDALE (2)

Adams, Jeff 1977-78-79
Johnson, Eddie 1974-75-76 (C)

WEST PALM BEACH (2)

Godfrey, Gary 1982-85-86
Patrick, Larry 1990-91

WINTER PARK (2)

Aihe, Francis 2009
Pietkiewicz, Stan 1975-76-77-78 (C)

GEORGIA (93)**ALBANY (3)**

Brown, Earnest 1996
Davis, Leroy 1995
James, Tim 1982

ALPHARETTA (1)

Rice, T.J. 2011-12

AMERICUS (1)

Stapleton, Bobby 1945

ATLANTA (14)

Barrett, Rasheem 2006-07-08-09
DeFore, Lee 1964-65-66 (C)
Dennison, Derrick 1987-88-89-90 (C)
Dunnans, T.J. - 2016-17
Eaves, Joel 1935-36-37 (C)
Guy, Freddie 1963-64-65 (C)
Johnson, Shaquille 2013
Malone, Andre 2010
McFadden, Jeffrey 1987
Martin, Terry 1984
Mitchell, Mike 1975-76-77-78 (C)
Morris, Chris 1985-86-87-88
Mummert, Gordon 1952-53-54-55
Okeke, Chuma 2018
Redding, Gary 1973-74-75-76 (C)

AUGUSTA (1)

White, Gerald 1984-85-86-87

BAINBRIDGE (1)

Anthony, Benny 1977-78-79-80
BARNESVILLE (1)
York, Bobby 1970

BLAKELY (2)

Davis, Kyle 2001-02-03-04 (C)
Howell, Alex 1967-68 (C)

BRUNSWICK (1)

Swinson, Aaron 1992-93-94 (C)

CARROLLTON (1)

Walker, Randall 1966-69

CALHOUN (1)

Leonard, Jimmy 1960-61

COLLEGE PARK (2)

Davis, Aundrae 1987
Weldon, Roger 1950-51-52 (C)

COLUMBUS (12)

Denson, Chris 2011-12-13-14
Dudley, Charles 1922-23 (C)
Fuller, Herbert 1945
Gordy, S. 1909
Jenkins, George 1932-33
Jones, Mike 1986-87
Kirkland, Dan 1971-72
Prowell, Quan 2007-08
Scarborough, L.A. 1909-10-11-12
Slayden, Kay 1954-55-56
Whitaker, H. 1906-07
Worrill, Jamie 1913

COMPTON (1)

Hamilton, David 1999

COVINGTON (1)

Christian, Tim 1967

CRANDALL (1)

Henry, Lamarr 1964

DANVILLE (1)

Millsap, Joe 1966-67

DOUGLASVILLE (1)

Heramb, Matt 2007-08

DECATUR (2)

Price, Jordan 2013
Shamsid-Deen, Tahj 2013-14-15-16

DUBLIN (1)

Perry, Tom 1967-68-69 (C)

EAST POINT (2)

Brewer, Jamison 2000-01
Walker, Jimmy 1969-70-71 (C)

ELLENWOOD (1)

Edun, Moses 2004-05-06

FAYETTEVILLE (1)

Johnson, Noel 2012-13

FORSYTHE (1)

Jefferson, Alvin 1996

FORT BENNING (2)

Lee, Jimmy 1957-58-59 (C)
Quinney, George 1934

FORT VALLEY (1)

Faircloth, Tee 1966-67

HAMILTON (1)

McManus, Bayward 1958-59

HINESVILLE (1)

Mitchell, Davion 2018

JONESBORO (1)

Douglas, Toney 2005

LAGRANGE (1)

Huff, John 1939-40

LITHONIA (3)

Barker, Charlton 1999-2000-01-02
Leapheart, Al 1970-71-72
Thomas, Phillip 1996

MABLETON (1)

Harper, Jared 2017-18

MACON (5)

Dubose, Frank 1927-28-29
Fickling, William A. 1952-53-54
Howard, Terrance 1985-86-87-88
Patrick, Myles 1975-76-77-78
Veal, Inman 1952

MANCHESTER (2)

Barber, Korvotney 2006-07-08-09(C)
Waller, Tay 2009-10

NAHUNTA (1)

Johns, Layton 1960-61-62-63 (C)

NELSON (1)

Lawson, Harbin B. 1930-31-32

NORCROSS (2)

Miaway, Archie 2007
Neysmith, Tony 2010-11-12

PEACHTREE CITY (1)

Chubb, Rob 2010-11-12-13

QUITMAN (1)

Groover, Ray 1959-60-61

ROSSVILLE (1)

Costner, Jim 1994-95

ROSWELL (2)

Pohlman, Scott 1998-99-2000-01(C)
Smith, Abe 1999-2000

SANDY SPRINGS (1)

Wills, Bob 1968-69

SAVANNAH (1)

Salter, John 1963

STATESBORO (1)

Taylor, Mitch 1992

STILLMORE (1)

Hughes, Randy 1998

STONE MOUNTAIN (3)

Brown, Bryce 2016-17-18
Cahill, Mark 1981-82-83-84
Tucker, Rodney 2003-04

SUMMERVILLE (1)

Mosteller, Odell 1982-83

THOMASTON (1)

Lockhart, Darrell 1980-81-82-83 (C)

WARWICK (1)

McLemore, Anfernee 2017-18

WEST GREEN (1)

Park, Ben E. 1942

INDIANA (14)**ANDERSON (1)**

Dixon-Tatum, Asauhn 2013-14

BEAN BLOSSOM (1)

Bond, Bobby 1973-74-75-76

DANVILLE (1)

Christian, Mike 1972-73-74 (C)

ELWOOD (1)

Mengelt, John 1969-70-71

GARY (1)

Mandula, Bob 1973-74

INDIANAPOLIS (1)

Johnson, Ronnie 2017

LAPEL (1)

Barnhizer, Mark 1977-79

LOGANSPORT (1)

Cart, Larry 1963

MICHIGAN CITY (1)

Retseck, Jim 1971-72

MITCHELL (1)

Beavers, Tim 1972-73-74

MUNSTER (1)

Pellar, Nick 2013

SHELBYVILLE (1)

Ash, Tim 1970-71

SOUTH BEND (1)

Glass, Lincoln 2001

SOUTHPORT (1)

Krivacs, Jim 1975



ILLINOIS (7)**CHICAGO (4)**

Brown, Quinell 2004-05 (C)
 Curtis, Dwayne 2004
 Greene, Jr., Brian 2013
 Smith, Richard 1990

DES PLAINES (1)

Deschamps, Dale 1975-76

HARVEY (1)

Guest, Darren 1985

PARK RIDGE (1)

Henderson, Ted 1977

KANSAS (1)**WICHITA (1)**

Hutton, Mark 1993

KENTUCKY (12)**ASHLAND (1)**

Dawson, Bill 1951

BOWLING GREEN (1)

Fishback, Daymeon 1997-98-99-00

CENTRAL CITY (1)

Mobberly, William C. 1948-49-50-51

COVINGTON (2)

Sterling, Joseph 1947-48-49
 Walther, Paul 1946

FRANKFORT (2)

Fibbe, Jimmy 1959-60-61 (C)
 Fibbe, Tommy 1964-65-66

LEXINGTON (2)

Austin, Greg 1970
 Fucci, Dom 1976

NANCY (1)

Shepperd, Brian 1983

OLIVE HILL (1)

Brawner, Roy 1948-49-50-51 (C)

PIKEVILLE (1)

Butcher, Donnie 1983

LOUISIANA (5)**CROWLEY (1)**

Shetler, Carl 1968-69-70 (C)

MORGANZA (1)

Derozan, Kyle 2005

NEW ORLEANS (3)

Buisson, Bobby 1965-66-67 (C)
 Hankton, Kirt 1989
 Mitchell, Dwayne 2002

MASSACHUSETTS (1)**BERNARDSTON (1)**

Harrington, Adam 2001-02 (C)

MICHIGAN (4)**DETROIT (2)**

Campbell, Scott 2005
 Krezminski, Ted 1946

YPSILANTI (2)

Bird, Derrick 2002-03 (C)
 Eaddy, Bill 1989

MISSISSIPPI (6)**DURANT (1)**

O'Cain, Richard 1946-47

JACKSON (2)

Haralson, Melvin 1986-87
 Hitt, Dwight 1950

NETTLETON (1)

Arnold, Jamaal 2003

SHANNON (1)

Sharp, Reggie 1999-2000-01(C)

TUPELO (1)

Trapp, John Herman 1919

MISSOURI (2)**KANSAS CITY (1)**

Sanderson, Jack 1946

ST. LOUIS (1)

Granger, Jordon 2013-14-15

NEW JERSEY (3)**HACKENSACK (1)**

O'Donnell, James 1953-54-55-56)

VOORHEES (1)

Cohen, Mike 2017

WESTWOOD (1)

Magri, Ernie 1972-73

NEW YORK (4)**DIX HILLS (1)**

Harris, Tyler 2016

EAST HAMPTON (1)

Carter, Kenny 1980

ISLIP (1)

Sindler, Frank J. 1933

QUEENS (1)

Mason, Antoine 2015

NORTH CAROLINA (8)**CARY (1)**

Ross, Earnest 2010-11

CHARLOTTE (1)

Gabriel, Kenny 2010-11-12

GOLDSBORO (1)

Spencer, Howard 1984-85

RALEIGH (1)

Lanford, Don 1948-49-50-51 (C)

RUTHERFORDTOWN (1)

Carpenter, Keenan 1988-89

STANLEY (1)

Murray, Desean 2018

SUMMERFIELD (1)

Waddell, Devin 2014-15-16-17

VANCEBORO (1)

Lancaster, Rod 1945-46

WINSTON-SALEM (1)

Fells, Orenn 2001

OHIO (3)**CINCINNATI (2)**

Payne, Allen 2011-12-13-14
 Robertson, Quantez 2006-07-08-09(C)

SPRINGFIELD (1)

Sutton, Brent 1972-73

OKLAHOMA (2)**TULSA (2)**

McAfee, Emmett 1949
 Nixon, Glenn 1948-49

PENNSYLVANIA (2)**HARRISBURG (1)**

LeMelle, Ronny 2004-05-06 (C)

PHILADELPHIA (1)

Spencer, Horace 2016-17-18

SOUTH CAROLINA (5)**GEORGETOWN (1)**

Knox, Brendon 2009-10

HEMINGWAY (1)

Dollard, Josh 2006-07

NORTH AUGUSTA (1)

Dunbar, Malik 2018

PONTIAC (1)

Hargrove, Lucas 2007-08-09-10 (C)

ST. STEPHEN (1)

Mack, Kendell 1998

LETTERWINNERS BY HOMETOWN

TENNESSEE (14)

CHATTANOOGA (2)

Johnson, Bob 1969
Vaughn, David 1959-60-61

CRIPPLE CREEK (1)

Montgomery, Jimmy 1965-66

GOODLETTSVILLE (1)

Moon, Glen 1974-75-76

HENDERSONVILLE (2)

Lynn, Johnny 1985-86-87-88
Wicke, Danny 2003-04

KNOXVILLE (1)

England, Gary 1971-72-73 (C)

MADISON (1)

Daniel, Ryan 2005

MEMPHIS (3)

Hoehle, Gene 1950
Hudson, J.T. 1917
Payne, William 1914-15-16

MURFREESBORO (1)

Bass, Stephen 2015

SURGOINSVILLE (1)

Kirkpatrick, Bill 1953-54-55 (C)

TALBOTT (1)

Caylor, John 1987-88-90-91 (C)

TEXAS (5)

AUSTIN (1)

Canada, Malcolm 2014-15

FORT WORTH (2)

Calton, Donny 2000-01-02-03
Lewis, Kelvin 2007

GRAND PRAIRE (1)

Ross-Miller, K.C. 2015

HOUSTON (1)

Reed, DeWayne 2007-08-09-10

VIRGINIA (1)

RICHMOND (1)

Henson, Byron 1980-81-82-83

WASHINGTON, D.C. (3)

Devaney, Jim 1980
Holmes, C.J. 2013-14-15
Norris, Moochie 1995 (C)

WISCONSIN (1)

RACINE (1)

Bowers, Cinmeon 2015-2016

INTERNATIONAL (11)

AUSTRALIA (1)

MELBOURNE (1)
Purchase, Jack 2015

BAHAMAS (1)

EIGHT MILE ROCK (1)
Stuart, Shawn 1993-94

BELGIUM (1)

ANTWERP (1)
Wade, Dion 2014

CANADA (1)

BRAMPTON, ONTARIO (1)
Atewe, Matthew 2014-15

CROATIA (1)

TIJARICA (1)
Bota, Marin 2001

IVORY COAST (1)

ABIDJAN (1)
Kouassi, Willy 2012

JAMAICA (1)

SPANISH TOWN (1)
Forbes, Adrian 2011-12

PANAMA CANAL ZONE (1)

Stockelberg, Frank K. 1924

SENEGAL (2)

DAKAR (1)
N'diaye, Mamadou 1997-98-99-00

THEIS (1)

Diame, Abdou 2001

VIRGIN ISLANDS (1)

ST. THOMAS (1)
Welsh, Richie 1984



ALL-TIME ROSTER

0

Horace Spencer (2016-18)
Asaahn Dixon-Tatum (2013-14)
Josh Langford (2011-12)

00

Malcolm Canada (2015)
Kerry Harvis (2006)
Byron Bell (1993)
Paul Daniels (1981-84)

1

Jared Harper (2017-18)
Kareem Canty (2016)
KT Harrell (2013-14-15)
Varez Ward (2012)
Andre Malone (2010)
Korvotney Barber (2009)
Frank Tolbert (2005-08)

2

Bryce Brown (2016-18)
Allen Payne (2011-14)
Archie Miaway (2007)
Daniel Hayles (2005-06)
Abdou Diame (2001-02)

3

Danjel Purifoy (2017-18)
Patrick Keim (2015)
Chris Denson (2011-14)
Josh Dollard (2006-07)
Ian Young (2004-05)
Marquis Daniels (2000-03)
Reggie Sharp (1999)
Earnest Brown (1996-97)
Jim Costner (1994-95)
Champ Wrencher (1990-92)
Kirt Hankton (1989)
Byron Henson (1980-83)
Taylor Hart (1948-50)

4

Chuma Okeke (2018)
T.J. Dunans (2016-17)
Trayvon Reed (2015)
Devin Waddell (2014)
Dylan Spencer (2013)
Lucas Hargrove (2007-10)
Emanuel Willis (2006)
Marco Killingsworth (2002-04)
Chris Porter (1999-2000)
Derek Caldwell (1998)
Chris Davis (1995-96)
Aaron Swinson (1992-94)
Lewis Card (1979-80)
Glenn Nixon (1948-1949)

5

Mustapha Heron (2017-18)
Cinmeon Bowers (2015-16)
Shaquille Johnson (2013)
Ty Armstrong (2010-11)
Kelvin Lewis (2007)
Jamison Brewer (2000-2001)
Clifton Robinson (1998)
Derek Caldwell (1995-97)
Jim Duce (1980)

10

Davion Mitchell (2018)
Heath Huff (2017)
Jordan Price (2013)
Larry Williams Jr. (2008-10)
Troy Gaines (2003-05)
Scott Pohlman (1998-2001)
Terrance Howard (1985-88)
Robert Holler (1984)
Rick Bolling (1982-83)
Jim Devaney (1980-81)
Bill Wallace (1974, 1976)
Jim Krivacs (1975)
Bill Kirkpatrick (1953-55)
Frank Davis (1952)
Jimmy Willet (1951)
Dwight Hitt (1950)
Dick O'Cain (1947)
Bob Seibert (1946)

11

Dion Wade (2014)
Josh Wallace (2010-13)
Derrick Bird (2002-03)
Reggie Sharp (2000-01)
Phillip Thomas (1996)
Wesley Person (1991-94)
David Williams (1988)
Melvin Haralson (1986-87)
Rodney Turner (1985)
Greg Turner (1981-84)
Mark Barnhizer (1977-79)
Bill Turner (1974-75)
Herbert Greene (1964-65)
John Burnett (1961-63)
George Cochran (1960)
Joe Woods (1959)
Sam Bowen (1958)
Brownie Nelson (1955-56)
Kay Slayden (1953)
Vince Dooley (1952)
Bill Mobberly (1951)
Jack Sanderson (1946)

12

Devontae Williams (2018)
LaRon Smith (2017)
Tyler Harris (2016)
K.C. Ross-Miller (2015)
Nick Pellar (2013)
DeWayne Reed (2007-10)
Moses Edun (2004-06)
Jay Heard (1999-2000)
Alex Franco (1995)
Leonard Smith (1993-94)
Mitch Taylor (1992)
Johnny Benjamin (1989)
Gerald White (1984-87)
Odell Mosteller (1982-83)
Mike Christian (1972-74)
Pat Cowart (1970-71)
Mike Newell (1969)
Bob Miller (1966-68)
Larry Cart (1963-65)
Porter Gilbert (1959-61)
Bobby Tucker (1956-58)
Travis Beatty (1953)
Don Lanford (1949-51)
Erskine Russell (1947-48)
Connie McKelvey (1947)

13

Desean Murray (2017-18)
Tahj Shamsid-Deen (2014-15)
Matt Heramb (2007-08)
Brandon Robinson (2002-04)
Bryant Smith (1996-99)
Mike Jones (1986-88)
Ritchie Welsh (1984)
Chuck Johnson (1983)
Sam Fitten (1982)
Jack Glasgow (1948-50)

14

Malik Dunbar (2018)
Antoine Mason (2015)
Drew Smith (2006-09)
Michael O'Connor (2005)
Charlton Barker (2000-2002)
Reggie Gallon (1989-93)
Johnny Lynn (1985-88)
Tim James (1982-83)
Roy McGrew (1979-80)
Myles Patrick (1975-78)
Jimmy DeVenney (1960)
Jerry Hart (1958)
Jim Naftel (1955-56)
Walt Stoudemire (1953)
Inman Veal (1952)
Roy Brawner (1949-51)
Ted Krezmenski (1946)

15

Tony Neysmith (2010-12)
 Brett Howell (2005-06)
 Danny Wicke (2003)
 Jimbo Tolbert (mgr.), (2000)
 Lance Weems (1993-96)
 Leonard Smith (1992)
 Larry Patrick (1990-91)
 Kelvin Ardister (1989)
 Frank Ford (1984-87)
 Kyle Anderson (1983)
 Thad Burgess (1979)
 Ted Henderson (1976-77)
 Paul Seymour (1975)
 Rex Howell (1973)
John Mengelt (1969-71)
 Alex Howell (1966-68)
 Tim Pearson (1963-65)
 Tommy Henderson (1959)
 Terry Chandler (1956-58)
 Robert Burgess (1955)
 Bill Fickling (1952-54)
 George Hill (1949-51)
 Jack Powell (1946)

16

Miller (1947)

17

Diffley (1947)
 Jack Colbert (1946)

18

Ray Williams (1946)
 Herbert Burton (1942)

20

Samir Doughty (2018)
 Jonathan Walker (2016)
 Alex Thompson (2014-15)
 Frankie Sullivan (2009-10)
 Danny Wicke (2004)
 Mike Springfield (1995-1996)
 Shawn Stuart (1993-94)
 Dustin Hester (1988-1990)
 Aundrae Davis (1987)
 Wayne Bracy (1975-78)
 Tim Beavers (1972-74)
 Jimmy Walker (1969-71)
 Barry Timmerman (1968)
 Tee Faircloth (1965-67)
 Larry Chapman (1961-64)
 Bayward McManus (1958-60)
 Byrd Whigham (1954-55)
 John Logue (1953)
 Dick O'Cain (1946)
 Frank Mancini (1940-42)
 Ernest Pappas (1937-39)

21

Patrick Keim (2016-18)
 Malcolm Canada (2014)
 Shareif Adamu (2013)
 Rasheem Barrett (2006-09)
 Quinnel Brown (2004-05)
 Adam Harrington (2001-2002)
 Ronnie Battle (1989-93)
 Rob Jones (1986-87)
 Mark Cahill (1983-84)
 Mark Reed (1982)
 Bubba Price (1977-80)
 Bob Mandula (1974-76)
 Jimmy Elliot (1972)
 Greg Austin (1970)
 Tom Perry (1967-69)
 All-Time Numerical Roster
 (Since 1936)
 Mike Keeble (1964)
 Billy Biles (1963)
 Bill Ross (1960-62)
 Jimmy Lee (1957-59)
 Henry Sturkie (1954-57)
 Jack Turner (1953-54)
 Bill Walters (1950-51)
 Andy Robinson (1949)
 Quentin Burgess (1945-46)
 Crawford Holmes (1937-39)

22

Will Macoy (2017-18)
 Zach Allison (2016)
 C.J. Holmes (2013-14-15)
 Kenny Gabriel (2010-12)
 Scott Campbell (2005)
 Lewis Monroe (2002-04)
 Marin Bota (2001)
 Wes Flanigan (1994-97)
 John Caylor (1987-90)
 Robert Leak (1983)
 Randall Ridley (1982)
 Eric Stringer (1978-81)
 Eddie Johnson (1974-77)
 Gary England (1971-73)
 Carl Shetler (1968-70)
 Bobby Buisson (1965-67)
 John Blackwell (1962-64)
 Ray Groover (1958-61)
 Henry Sturkie (1956-57)
 R.T. Lee (1956)
 Doyle Haynes (1954)
 Jack Glasgow (1948-51)
 Dan Pridgen (1949-50)
 Joe Womack (1946)
 Shag Hawkins (1942)
 Fagan Canzoneri (1941)
 Tommie Edwards (1937-39)

23

T.J. Lang (2015-16-17)
 Frankie Sullivan (2011-13)
 Quantez Robertson (2006-09)
 Toney Douglas (2005)
 Dwayne Mitchell (2002)
 Daymeon Fishback (1997-2000)
 Leroy Davis (1994-95)
 Rod Joyce (1990-93)
 Pete McBee (1988)
 Alvin Mumphord (1980-83)
 Dom Fucci (1976-77)
 Dan Cox (1974-75)
 Tommy Fibbe (1964-66)
 Harvey Johnston (1962)
 Jimmy Fibbe (1959-61)
 Kay Slayden (1954-56)
 Bob Smith (1951)
 Dick Webb (1949)
 Frank Williams (1947)
 Marvin Roberts (1946)
 Bob Dunbar (1941)
 J.P. Streetman (1939-40)
 Andrew Curlee (1936-37)

24

Anfernee McLemore (2017-18)
 Jack Purchase (2015)
 Brian Greene, Jr. (2013)
 T.J. Rice (2011-12)
 Tay Waller (2009-10)
 Quan Prowell (2007-08)
 Nathan Watson (2002-05)
 Dudley Smith (1998)
 Moochie Norris (1995)
 Derrick Dennison (1988-90)
 Donnie Butcher (1983-84)
 Mark Cahill (1981-82)
 Kenny Carter (1980)
 Stan Pietkiewicz (1975-78)
 Gusty Nordgren (1961)
 John Gibrant (1960)
 Ty Samples (1958-59)
 Jim O'Donnell (1953-56)
 Roger Weldon (1951-52)
 Joe Sterling (1947-49)
 Rod Lancaster (1946)
 Earl Tanner (1940-42)
 Theron Karge (1937)

25

Brett Easterling (2018)
 Mike Cohen (2017)
 Jordon Granger (2013-14-15-16)
 Jake Drum (2009-12)
 Adam Luquire (2007-08)
 Kendell Mack (1998)
 Reid Clark (1995-96)
 Tommy Dyer (1994)
 Mark Hutton (1993)
 Marcus Ford (1990)
 Matt Geiger (1988-89)
 Gary Godfrey (1985-86)
 Terry Martin (1984)
 Bill Sawyer (1981-82)
 Taylor Hart (1980)



Kirk Powers (1978-79)
 Bob Osberry (1973-74)
 Henry Harris (1970-72)
 Tim Christian (1967-68)
 Gary Lambert (1966)
 Bill Tinker (1961-64)
 Henry Hart (1957-60)
 Jim Diamond (1954-56)
 J.P. Farish Jr. (1951-53)
 Gene Hoele (1950)
 Emmett McAfee (1949)
 Johnny Adcock (1946)
 Marvin Motley (1941-42)
 Red Childers (1937-38)
 Buddy Crew (1936)

26

Bill Dudley (1938)

27

Ray Williams (1946-48)
 Billy Ray (1946)
 Frank Hamm (1937)

28

Joel Eaves (1935-37)

29

Tom Martin (1940-41)
 Cecil Wallace (1937-39)

30

Brendon Knox (2009-10)
 Jamaal Arnold (2003)
 Johnathan Lewis (2001)
 Keenan Carpenter (1988-1989)
 Randy Price (1982)
Mike Mitchell (1975-78)
 Brent Sutton (1972-74)
 Bob Wills (1968-69)
 Joe Millsap (1965-67)
 Lamar Henry (1962-64)
 David Vaughn (1959-61)
 Mack Lee (1953-54)
 John Lockard (1951)
 Ray Gibson (1938-40)
 Rogers (1937)

31

Devin Waddell (2015-16-17)
 Benas Griciunas (2014)
 Mack McGadney (1999-2002)
 Pat Burke (1993-97)
 Richard Smith (1990-91)
 Vern Strickland (1984-86)
 David Cunningham (1974-75)
 Tim Ash (1970-71)
 Harold Carden (1966)
 Curt O'Daniel (1962-65)
 Mack Kirkland (1961)
 Johnny Cochran (1952-54)
 Leroy Sudduth (1951)
 Malvern Morgan (1937-39)

32

Noel Johnson (2012-13)
 Korvotney Barber (2006-08)
 Rodney Tucker (2003-04)
 John Gomillion (1998)
 Ray Donald (1995-96)
 Corey Walker (1989)
 Darren Guest (1985-86)
 Darrell Lockhart (1980-83)
 Gary Redding (1973-76)
 Jim Retseck (1971-72)
 Ron Jackson (1968-70)
 Lee DeFore (1963-66)
 Jim Leonard (1961)
 Jorge Haeussler (1960)
Rex Frederick (1957-59)
 Mack Lee (1955)
 Jim Martin (1952-54)
 Dan Pridgen (1951)
 Shag Hawkins (1941)
 Rex McKissick (1936-38)

33

Earnest Ross (2010-11)
 Ronny LeMelle (2003-06)
 Donny Calton (2000-2003)
 Michael Hardin (1992)
 John Walker (1988)
 Carey Holland (1984-85)
 Tim Tipton (1983)
 Frank Poindexter (1980-82)
 Glen Moon (1974-76)
 Dan Kirkland (1971-72)
 Wallace Tinker (1967-69)
 Jimmy Montgomery (1965-66)
 John Salter (1962-63)
 Harvey Johnston (1961)
 Terry Hinote (1960)
 J.B. Bearden (1958)
 Gordon Mummert (1952-53)
 Bill Dawson (1951)
 Bob Dickinson (1938-39)
 John Rouche (1937)

34

Johnnie Lett (2009-10)
 Kyle Davis (2001-04)
 Mamadou N'diaye (1997-2000)
 Cameron Boozer (1992-93)
 Robert McKie (1989-91)
 Chris Morris (1985-88)
Charles Barkley (1982-84)
 Bob Bond (1974-76)
 Billy Smith (1972)
 Mike Pugh (1971)
 Bobby York (1970)
 David Hurt (1967-69)
 Randy Thomas (1965-66)
 Mack Kirkland (1962-63)
 John Salter (1961)
 Manley Johnson (1958)
 Bob Miller (1953-54)
 Ben Park (1942-42)
 Orville Ginter (1938)

35

Ronnie Johnson (2017)
 Ryan Brooks (2007-08)
 Ryan Daniel (2005)
 Johnathan Lewis (2003-04)
 Jeff Switzer (1992-93)
 Brian Sheppard (1983)
 Pepto Bolden (1974-77)
 Sylvester Davenport (1973)
 Al Leaphart (1970-72)
 Randall Walker (1967-69)
 Rex Etheridge (1967-68)
 Joe Newton (1963-65)
 Leon Posey (1960-62)
 Bill McGriff (1956-58)
 Bob Fenn (1952-53)

40

Doug Merrell (2011)
 Lincoln Glass (2001-02)
 Abe Smith (1999-2000)
 Zane Arnold (1989-91)
 Jeff Moore (1985-88)
 Michael Rutledge (1984)
 Dale Deschamps (1975-76)
 Rich Gortney (1974)
 Jerry Lamberson (1973)
 Tom Bardin (1971)
 Joe Sigur (1969)
 Bill Anderson (1967)
 Freddie Guy (1963-65)
 John Helmlinger (1960-62)
 Bill Gregory (1956-59)
 Dan Fausett (1953)

41

Cole Blackstock (2016-18)
 Matthew Atewe (2014)
 Rob Chubb (2010-13)
 Alvin Jefferson (1996-97)
 Aubrey Wiley (1992-94)
 Benny Anthony (1977-80)
 Emmett Thomas (1974-76)
 Albert Johnson (1972-73)
 Mike Poole (1971)
 Mike Scott (1969)
 Ronnie Quick (1966-67)
 Billy Ingram (1962-63)

42

Cole Stockton (2015-16)
 Francis Aihe (2009)
 Joey Cameron (2006)
 Adrian Chilliest (1996-99)
 Rich Valavicius (1979-80)
 Cedrick Hordges (1976-77)
 Roger Jorgensen (1974-75)
 Ralph Smith (1971-73)
 Bill Alexander (1968-70)
 Layton Johns (1961-63)
 Thomas Coleman (1956)
 Bob Wright (1953)

43

Cameron Boozer (1991)

44

New Williams (2016)
Dylan Spencer (2010-12)
Chris Rogers (2005)
Dwayne Curtis (2004)
David Hamilton (1999-2000)
Franklin Williams (1995-98)
Chris Brandt (1988-92)
Jeffrey McFadden (1987)
Ricky Short (1986)
Earl Hayes (1982-83)
Earl Banks (1978-81)

45

Adrian Forbes (2011-12)
Kyle Derozan (2005)
Adrian Person (1999)
Jeremy Beasley (1997-98)
Chuck Simms (1990-91)
Chuck Person (1983-86)
Bobby Cattage (1978-81)

50

Austin Wiley (2017-18)
Willy Kouassi (2012)
Doc Robinson (1997-2000)
Dennis Tindle (1976-77)
Ray Woodward (1974-75)

51

Gary Godfrey (1982-83)
Scott Bell (1980)

52

Trey Tate (2016-17)
Joe Baldrian (1975)

53

Matt Baggett (2002)
Orenn Fells (2001)

54

Thomas Collier (2018)
Willie Jones (1992)
Brian Baumgartner (1990)
Howard Spencer (1984-85)
Jeff Adams (1976-79)
Mike Roach (1974-75)
Ernie Magri (1972-73)

55

Chris Lollar (2003-04)
Randy Hughes (1998)

Players Retired Jerseys in **BOLD**

RETIRED JERSEYS

11

Wesley Person (1991-94)



15

John Mengelt (1969-71)



30

Mike Mitchell (1991-94)



32

Rex Frederick (1957-59)



34

Charles Barkley (1982-84)



45

Chuck Person (1983-86)



#WAREAGLE • #UNFINISHEDBUSINESS

AUBURN MEN'S BASKETBALL



AUBURN ON TV

1949-50	
at Georgia Tech (WSB)	49-65

1959-60	
Kentucky	61-60

1963-64	
Vanderbilt (#5)	81-63

1964-65	
at Vanderbilt	77-105

1965-66	
at LSU	74-66
Kentucky (#1)	64-77

1966-67	
Vanderbilt (#9)	64-51
at Kentucky	58-60

1967-68	
Kentucky (#9)	74-73

1968-69	
Tennessee	71-60

1969-70	
Tennessee	77-64

1970-71	
Florida	85-70
at Alabama	92-76

1971-72	
Alabama	78-79
at Tennessee	70-80

1972-73	
LSU	60-79

1973-74	
LSU	76-87

1974-75	
at LSU	87-78
Florida	76-75
Alabama (#7)	76-70

1975-76	
at LSU	102-86
at Florida	92-86
Georgia	88-79

1976-77	
at LSU	73-77
Tennessee	83-93

1977-78	
at Tennessee	76-80
Alabama	74-81
Mississippi State	85-74

1978-79	
Alabama (#18)	76-83
Mississippi State	72-74
vs. Vanderbilt*	59-53
vs. Georgia*	95-91 (4OT)
vs. Tennessee* (#20)	65-74

1979-80	
at Kentucky	65-67
at Ole Miss (NBC)	54-71
Vanderbilt	73-77
vs. Georgia*	79-71
vs. Kentucky*	61-69

1980-81	
LSU (#5)	64-74
Florida (NBC)	50-55
vs. Florida*	48-50 (OT)

1981-82	
Florida	80-60
Mississippi State (NBC)	62-49
Kentucky (#9)	83-81 (OT)
vs. Mississippi State*	38-36 (OT)
vs. Kentucky* (#15)	66-89

1982-83	
at UAB (Ind.)	63-61
at Florida	75-92
at Vanderbilt	62-64
Georgia	66-64
at Tennessee (ESPN)	74-82
LSU (NBC)	61-87
Ole Miss (ESPN)	82-59
vs. Alabama*	61-62

1983-84	
at UAB (ESPN)	62-69 (OT)
vs. Wake Forest (#10) (ESPN)	67-76
Florida	82-66
Kentucky (#2) (WTBS)	82-63
at Georgia	86-90
LSU (#10) (WTBS)	80-78
Ole Miss (USA)	60-50
at Florida	67-65
at Kentucky (#6)	64-84
at Vanderbilt (ESPN)	73-67
at LSU (CBS)	80-81
Mississippi State (WTBS)	68-53
Alabama	83-70
vs. Vanderbilt*	59-58
vs. Tennessee*	60-58
vs. Kentucky* (#3)	49-51
vs. Richmond+ (ESPN)	71-72

1984-85	
vs. UAB (ESPN)	61-59
vs. VCU (Ind.)	59-78
at Kentucky (WTBS)	61-68
Ole Miss (USA)	93-73
Kentucky (NBC)	47-49 (OT)
Georgia (USA)	84-86

vs. Ole Miss*	68-60
vs. LSU*	58-55
vs. Florida*	43-42
vs. Alabama* (NBC)	53-49 (OT)
vs. Purdue+ (ESPN)	59-58
vs. Kansas+ (#13) (CBS)	66-64
vs. North Carolina+ (#7) (CBS)	56-62

1985-86	
vs. West Virginia (Ind.)	58-75
at UAB (#16) (ESPN)	56-62
at Mississippi State	72-56
at Alabama (USA)	56-60
Florida (USA)	67-65
at Tennessee	79-80
Alabama (#18) (ESPN)	71-69
at Georgia (ESPN)	87-86 (OT)
vs. Mississippi State*	63-65
vs. Arizona+ (CBS)	73-63
vs. St. John's+ (#4) (CBS)	81-65
vs. UNLV+ (#11) (CBS)	70-63
vs. Louisville+ (#7) (CBS)	76-84

1986-87	
at Mississippi State	66-52
at Alabama (#13) (USA)	82-88
Ole Miss	85-61
at LSU	73-75
UNLV (#3) (ABC)	85-104
at Kentucky	71-75
Mississippi State (USA)	59-45
Alabama (#12)	75-77
LSU	100-62
vs. Kentucky*	79-72
vs. Alabama* (#9)	68-87
vs. San Diego+ (CBS)	62-61
vs. Indiana+ (#3) (CBS)	90-107

1987-88	
vs. Villanova (USA)	65-64
Florida	72-67
at Kentucky (#1) (ESPN)	53-52
Mississippi State	65-57
LSU	69-78
at Florida (#10) (ESPN)	58-57
Georgia	64-57
at Alabama	77-82
vs. Georgia*	60-65
vs. Bradley+ (#11) (ESPN)	90-86
vs. Oklahoma+ (#8) (CBS)	87-107

1988-89	
at Vanderbilt (ESPN)	77-93
at Mississippi State	56-69
Georgia (ESPN)	62-75
at Tennessee	72-89
at Alabama (ESPN)	58-74
at Georgia	76-80
vs. Ole Miss*	68-80

1989-90	
at Ole Miss	72-80
Tennessee	89-83
at LSU (#11)	71-82
at Vanderbilt (ESPN)	87-74
vs. LSU* (#11)	78-76
vs. Alabama*	71-87

1990-91	
Alabama (ESPN)	56-68
at Ole Miss	62-60
Vanderbilt	59-80
Kentucky (#10) (ESPN)	81-89
Tennessee (ESPN)	74-65
Georgia	77-86
vs. LSU* (#16)	92-77
vs. Alabama* (#24)	59-77

1991-92	
at UNLV (SportsChannel)	82-85
at Ole Miss	96-83
at Vanderbilt (ESPN)	83-89
Kentucky (#19)	67-85
Arkansas (#9)	74-82

1992-93	
Florida	73-76
at South Carolina (ESPN)	83-81
Tennessee	88-75
Vanderbilt (#15)	70-73
at Kentucky (#2) (SportSouth)	78-80
Arkansas (#13)	81-80
vs. Tennessee*	76-78

1993-94	
at LSU	72-83
Mississippi State	86-91 (OT)
at Ole Miss	85-88 (2OT)
Alabama (ESPN)	69-74
Kentucky (#7) (ABC)	74-91
at Miss. State (SportSouth)	76-65
vs. Vanderbilt*	81-56
vs. Alabama*	55-83

1994-95	
at UAB (WBMG-TV)	60-54
at Kentucky (#6)	64-98
Ole Miss (ESPN)	88-74
LSU	73-76
Arkansas (#4) (ABC)	104-90
Florida (#23) (SportsCh.)	77-71
at Alabama (#20)	63-65
at Miss. State (#21)(SS)	70-69
vs. South Carolina*	81-66
vs. Kentucky (#3)*	81-93

1995-96	
vs. Louisville(#13)(WDRB-TV)	82-78
Arkansas	101-76
LSU	95-87
at Vanderbilt	62-76
at Florida (SportsSouth)	73-70
at Arkansas	77-87
Kentucky (#1) (ESPN)	73-88
at Mississippi State	51-67
vs. Vanderbilt*	68-65
vs. Mississippi State* (#25)	58-69

1996-97	
at UAB (WBMG-TV)	57-64
vs. Murray State (FSS)	86-72
Arkansas	55-56
Florida	79-65
Kentucky (#4)	53-77
at Georgia (CBS)	48-53
Alabama (ESPN)	72-62
at Arkansas (ESPN)	42-75
Vanderbilt (FSS)	61-75
at Alabama (FSS)	50-55
Ole Miss	63-71
vs. Tennessee*	67-54
vs. Kentucky* (#6)	50-92

1997-98	
vs. Temple (#24) (FSS)	42-68
Alabama	94-40
South Carolina (#14)	56-61
Ole Miss (#12) (FSS)	68-67
Mississippi State	68-66 (OT)
at Florida (Sunshine)	64-81
at Arkansas (#18)	83-107
Kentucky (#7)	58-83
vs. Florida*	64-68

1998-99	
at Hawaii (KFVE-TV)	84-57
at Florida State (FSS)	80-68
Wofford (CSS)	79-51
at Navy (FoxNet)	88-70
Bethune-Cookman (CSS)	99-46
Tennessee (CSS)	90-62
Arkansas (#18)	83-66
Florida (CBS)	88-69
at Kentucky (#7)	62-72
at Alabama (CSS)	73-58
Mississippi State (CSS)	64-54
at Georgia	85-74
LSU (FSS)	80-54
Ole Miss (ESPN)	95-66
Alabama (CSS)	102-61
at Arkansas	88-104
vs. Alabama*	93-61
vs. Kentucky* (#14)	57-69
vs. Winthrop+ (CBS)	80-41
vs. Oklahoma State+ (CBS)	81-74
vs. Ohio St.+ (#14) (CBS)	64-72

1999-00	
UAB (FSS)	65-59
Arkansas-Pine Bluff(CSS)	100-44
vs. Stanford (#7) (KCal9)	58-67
Florida State (FSS)	55-54
vs. Pennsylvania (ESPN)	77-70
Coppin State (CSS)	63-35
vs. Bradley (Comcast)	78-64
Southern Miss (CSS)	56-50
Georgia	67-52
Kentucky (#20) (ESPN)	66-63
at Mississippi State	51-45
South Carolina (CSS)	65-61
at Ole Miss	77-79 (OT)
at Tennessee (#11) (ESPN)	76-105
Mississippi State	73-57
Alabama (CSS)	77-63
Arkansas	73-55
Ole Miss (FSS)	75-72
at Alabama (ESPN)	64-68
at Florida (#9) (CBS)	59-88
LSU (#12)	53-55
at Arkansas (CBS)	55-64

vs. Florida* (#10)	77-70
vs. South Carolina*	77-72 (OT)
vs. Arkansas* (CBS)	67-75
vs. Creighton+ (CBS)	72-69
vs. Iowa State+ (#6) (CBS)	60-79

2000-01	
Jacksonville State (CSS)	91-51
Mercer (CSS)	88-92
South Alabama (CSS)	66-68
UL-Lafayette(CSS)	93-86
Grambling (CSS)	104-60
vs. Detroit (Comcast)	75-72
vs. Oregon (ESPN2)	101-97 (OT)
Georgia Southern (FSS)	93-79
Southern Miss (FSS)	73-69
LSU	85-69
Florida (#14) (CSS)	63-65
Arkansas	71-63
at Mississippi State (FSS)	74-85
Alabama (#14) (CSS)	72-69 (OT)
at Kentucky (#15)	78-90
vs. Tennessee* (#24)	66-73
at Purdue@ (ESPN)	61-79

2001-02	
vs. Virginia (#7) (Comcast)	72-77
vs. Marshall (Comcast)	78-60
South Alabama (FSS)	73-58
Arkansas (FSS)	77-83
Alabama (#14) (FSS)	59-56
Kentucky (#8) (ESPN)	62-69
at Tennessee	59-82
Mississippi State (JP)	64-72
at Arkansas (JP)	60-62
at Florida (#8) (JP)	61-89
vs. Florida* (#11)	63-81

2002-03	
Georgia State (Comcast)	100-71
S.C. State (Comcast)	85-65
Rutgers (FSS)	82-70
Alabama (#9) (JP)	77-68
at Kentucky (#8) (FSS)	51-67
at Georgia (#19) (JP)	79-85
at Alabama (PPV)	68-84
at Ole Miss (FSS)	80-75
Florida (#4) (JP)	70-73
at Mississippi State (#21)	45-67
vs. Tennessee* (JP)	66-53
vs. Kentucky* (#2) (JP)	58-78
vs. St. Joseph's+ (CBS)	65-63
vs. Wake Forest+ (#8) (CBS)	68-62
vs. Syracuse+ (#12) (CBS)	78-79

2003-04	
Western Kentucky (FSS)	86-64
Colorado State (FSS)	84-54
Air Force (Comcast)	68-49
at UNLV (ESPN)	69-82
at Vanderbilt	53-59
South Carolina	51-53 (OT)
at Alabama (FSS)	46-69
at Florida (#17) (CBS)	52-68
at Arkansas	52-74
at Ole Miss (FSS)	68-72
Kentucky (#9)	59-68
Alabama (ESPN)	71-72
at Tennessee (FSS)	69-75
at LSU (Comcast)	78-66
vs. Georgia*	59-73

2004-05

vs. Virginia (#24) (FSN)	87-89
Wofford (CSS)	78-85
at Coll. of Charleston (FSN)	76-61
UNLV (ot) (FSN)	87-91
Belmont (CSS)	73-69
Florida (ot) (Sunshine)	78-84
Ole Miss (FSN)	72-79
at Arkansas	59-95
Tennessee (FSN)	62-59
at Kentucky (#5)	73-81
LSU	64-77
Arkansas	77-64
vs. Vanderbilt*	77-73
vs. LSU*	58-89

2005-06

Gardner-Webb (CSS)	70-43
SE Louisiana (CSS)	66-51
Temple (CSS)	73-42
Winthrop (FSN)	64-62
at Vanderbilt (JP)	50-74
Alabama (JP)	52-56
at Florida (#2) (FSN)	57-69
Kentucky (ESPN)	62-71
Georgia (JP)	66-65
at Mississippi State (FSN)	53-71
at Arkansas (FSN)	64-84
LSU (#25) (FSN)	61-65
at Ole Miss (FSN)	58-54
vs. Vanderbilt*	71-76

2006-07

vs. Oklahoma State (CSTV)	65-66
Pittsburgh (#2) (CSS)	66-74
South Alabama (CSS)	82-71
Texas A&M (#13) (CSS)	58-87
at Southern Miss (CSS)	54-56
Vanderbilt (FSN)	68-65
at Kentucky (LFS)	57-84
at LSU (#13) (LFS)	63-65
Tennessee (#22)	83-80
Alabama (#12) (ESPN)	81-57
Florida (#1) (FSN)	66-91
at Arkansas (LFS)	57-65
at Alabama (#25) (FSN)	86-77
at Ole Miss	79-83
vs. Georgia*	65-80

2007-08

vs. George Washington (SS)	74-70
vs. West Virginia (ESPN2)	59-88
vs. Southern (CSS)	71-63
Alabama A&M (CSS)	67-56
Towson (CSS)	79-59
Texas A&M-C.C. (CSS)	76-58
Xavier (FSN)	57-80
Arkansas (ESPN2)	70-76
at Florida (Raycom)	56-72
Ole Miss (#15) (FSN)	80-77
at Alabama (Raycom)	77-97
at Vanderbilt (#18) (FSN)	71-78
Kentucky (Raycom)	63-66
Mississippi State (FSN)	64-83
at Ole Miss (FSN)	90-78
Alabama (CBS)	88-76
South Carolina (FSN)	63-69
at Arkansas (ESPN Classic)	64-77
vs. Vanderbilt* (#17) (Raycom)	82-93

2008-09

at Xavier (CBSCS)	74-81
at Virginia (FSN)	58-56
Alabama A&M (CSS)	82-40
Southeastern La. (CSS)	77-65
Tulane (CSS)	78-53
Florida (Raycom)	65-68
at Kentucky (Raycom)	64-73
at Arkansas (Raycom)	73-51
Tennessee (Raycom)	78-77
Mississippi State (FSN)	91-76
at Mississippi State (FSN)	76-58
at Alabama (ESPN)	77-73
LSU (#11) (Raycom)	69-53
vs. Florida* (Raycom)	61-58
vs. Tennessee* (Raycom/ESPN)	85-94
Baylor@ (ESPN)	72-74

2009-10

Virginia (CSS)	68-67
at Florida State (FSN)	72-76
Sam Houston State (CSS)	89-107
South Carolina (SECN)	71-80
at Tennessee (ESPN2)	55-81
Kentucky (SECN)	67-72
at LSU (SECN)	84-80
at Vanderbilt (SECN)	74-82
Ole Miss (ESPN)	74-84
Alabama (SECN)	58-57
at Arkansas (SECN)	79-82 (OT)
Georgia (CSS)	82-63
at Mississippi State (FSN)	75-85 (OT)
at Florida (ESPN)	70-78
Arkansas (FSN)	92-83
at Ole Miss (SECN)	75-85
LSU (FSN)	74-59
Mississippi State (SECN)	89-80
at Alabama (SECN)	61-73
vs. Florida* (SECN)	69-78

2010-11

Middle Tennessee State (CSS)	68-66
vs. Rutgers (ESPN2)	54-63
at South Florida (ESPN)	49-61
Florida State (FSN)	65-60
LSU (FSN)	55-62
at Kentucky (#13) (ESPN)	54-78
at Mississippi State (FSN)	66-85
Florida (ESPN)	40-45
Alabama (CSS)	58-68
at Arkansas (ESPN)	64-73
at South Carolina (SECN)	79-64
Tennessee (ESPN2)	56-69
at Georgia (SECN)	72-81 (OT)
Mississippi State (FSN)	65-62
at Ole Miss (SECN)	59-90
Vanderbilt (#18) (SECN)	60-77
at Alabama (SECN)	49-51
Arkansas (SECN)	55-57
Ole Miss (SECN)	76-73
at LSU (FSN)	60-51
Georgia* (SECN)	51-69

2011-12

at Seton Hall (ESPN)	59-81
South Florida (CSS)	52-40
at Hawaii (ESPN)	65-62
vs. Long Beach State (ESPN2)	43-64
vs. UTEP (ESPN2)	76-83
Georgia Southern (CSS)	78-75
at Vanderbilt (SECN)	35-65
Kentucky (#2) (SECN)	53-68

Ole Miss (SECN)	69-68 (2ot)
at LSU (ESPN)	58-65 (ot)
South Carolina (SECN)	63-52
at Arkansas (CSS)	53-56
at Tennessee (ESPN2)	49-64
Georgia (SECN)	59-51
at Miss. St. (#19) (SECN)	88-91
Alabama (ESPN)	50-68
at Ole Miss (FSN)	54-61
Mississippi State (#23) (FSN)	65-55
at Florida (#11) (ESPN)	47-63
Arkansas (SECN)	71-77
at Alabama (SECN)	49-55
LSU (CBS)	67-52
Ole Miss* (SECN)	54-68

2012-13

vs. Murray State (ESPN3)	59-79
at Col. of Charleston (ESPN3)	55-51
Season/Opponent	AU-Opp
vs. Dayton (ESPN3)	63-73
at Boston College (ESPN3)	49-50
DePaul (ESPN)	76-80
Winthrop (CSS)	67-74
vs. Illinois (--,12) (BTN)	79-81
Florida State (FSN)	78-72
LSU (CSS)	68-63
at South Carolina (SECN)	74-71
at Arkansas (SECN)	80-88 (2OT)
Kentucky (ESPN)	53-75
at Vanderbilt (ESPN3)	61-73
Ole Miss (--,23) (FSN)	61-63
at Georgia (CSS)	49-57
at Missouri (--,17) (SECN)	77-91
Alabama (SECN)	49-37
at Kentucky (SECN)	62-72
Arkansas (CSS)	75-83
Florida (--,7) (SECN)	52-83
Texas A&M (ESPN3)	56-65
at Ole Miss (FSN)	55-88
at Alabama (ESPN)	43-61
Vanderbilt (ESPN2)	55-62
Tennessee (CSS)	75-82
at Mississippi State (FSN)	71-74 (OT)
vs. Texas A&M* (SECN)	62-71

2013-14

at Iowa State (ESPN)	70-99
vs. Iowa (FSN)	62-81
Clemson (FSN)	66-64
Boston College (CSS)	77-67
Ark.-Pine Bluff (CSS)	91-59
at Ole Miss (ESPN2)	62-65
Missouri (ESPN)	68-70
at Tennessee (CSS)	67-78
Florida (SEC-TV)	61-68
at Mississippi State (ESPN3)	74-82
at Arkansas (FSN)	67-86
Alabama (ESPN3)	74-55
Georgia (SEC-TV)	74-67
at South Carolina (ESPN3)	79-74
at LSU (SEC-TV)	80-87
Kentucky (SEC-TV)	56-64
Mississippi State (SEC-TV)	92-82
Florida (FSN)	66-71
Vanderbilt (FSN)	59-67
South Carolina (FSN)	83-67
at Alabama (ESPN)	57-73
Tennessee (SEC-TV)	54-82
at Texas A&M (SEC-TV)	69-64
vs. South Carolina* (SEC-TV)	56-74

2014-15

Milwaukee (ESPNU)	83-73
at Colorado (ESPN2)	59-90
Louisiana (FSN)	105-80
vs. Tulsa (ESPNU)	35-53
vs. Oregon State (ESPN3)	71-69
at Texas Tech (SECN)	44-46
Coastal Carolina (FSN)	54-58
at Clemson (ESPN3)	61-72
Winthrop (SECN)	80-62
Xavier (SECN)	89-82 (2OT)
Texas Southern (SECN+)	61-60
Middle Tennessee (SECN)	64-48
North Alabama (SECN)	82-61
at Vanderbilt (ESPNU)	52-64
Missouri (SECN)	85-79
at Florida (ESPN2)	55-75
South Carolina (SECN)	71-68
Mississippi State (SECN)	71-78
at Alabama (SECN)	55-57
Texas A&M (SECN)	61-71
at Tennessee (ESPN2)	63-71
at LSU (ESPN2)	81-77
Ole Miss (SECN)	79-86
Arkansas (#23) (ESPNU)	87-101
at Georgia (FSS)	69-68
Alabama (ESPNU)	68-79
at Kentucky (-,1) (ESPN)	75-110
LSU (ESPNU)	61-84
at Texas A&M (SECN)	55-80
at Missouri (SECN)	61-63
Georgia (SECN)	61-64
vs. Mississippi State* (SECN)	74-68
vs. Texas A&M* (SECN)	66-59
vs. LSU* (SECN)	73-70 (OT)
vs. Kentucky* (#1) (ESPN)	67-91

2015-16

UAB (SECN+)	75-74
Colorado (ESPN)	84-91
Georgia Southern (SECN+)	92-62
Northwestern State (SECN)	119-81
at Coastal Carolina (BigSouthNet)	81-78
at Middle Tenn. St. (MTSU)	81-88 (OT)
Mercer (SECN)	78-71
at Xavier (#10) (FS1)	61-85
vs. New Mexico (ESPNU)	83-78
vs. Harvard (ESPNU)	51-69
at Hawai'i (ESPN2)	67-79
Tennessee (CBS)	83-77
South Carolina (SECN)	69-81
at Missouri (ESPN2)	61-76
at Vanderbilt (ESPNU)	57-75
Kentucky (#13) (ESPN)	75-70
Alabama (SECN)	83-77
at Florida (SECN)	63-95
at Ole Miss (SECN)	63-80
Oklahoma State (ESPN2)	63-74
LSU (SECN)	68-80
at Georgia (SECN)	55-65
at Tennessee (SECN)	45-71
Vanderbilt (ESPN2)	57-86
at Arkansas (SECN)	90-86
Ole Miss (SECN)	59-69
Georgia (SECN)	84-81
at Alabama (SECN)	57-65
Texas A&M (#18) (ESPNU)	63-81
at Mississippi State (SECN)	66-79
vs. Tennessee* (SECN)	59-97

2016-17

North Florida (SECN+)	83-66
Georgia State (SECN)	83-65
Eastern Kentucky (SECN)	85-64
vs. Texas Tech (CBSSN)	67-65
vs. Purdue (#17) (CBSSN)	71-96
USC Upstate (SECN+)	90-83
at UAB (beIN)	74-70
vs. Boston College (FS1)	71-72
Coastal Carolina (SECN)	117-72
Mercer (SECN)	76-74
vs. Oklahoma (CBSSN)	74-70
at UConn (ESPN2)	70-67 (OT)
Georgia (ESPNU)	84-96
at Vanderbilt (SECN)	61-80
Ole Miss (SECN)	85-88
at Missouri (SECN)	77-72
at Kentucky (#6) (ESPN)	72-92
LSU (SECN)	78-74
Alabama (ESPN2)	84-64
Season/Opponent	AU-Opp
at South Carolina (#23) (SECN)	69-98
at TCU (ESPNU)	88-80
Tennessee (SECN)	77-87
at Alabama (SECN)	82-77
Mississippi State (ESPNU)	98-92
at Ole Miss (SECN)	84-90
Florida (#13) (SECN)	95-114
at Texas A&M (ESPNU)	62-81
at LSU (SECN)	98-75
Arkansas (SECN)	68-79
at Georgia (SECN)	78-79
Missouri (SECN)	89-78
vs. Missouri* (SECN)	83-86 (OT)

2017-18

vs. Indiana State (ESPNU)	83-64
vs. Temple (ESPN2)	74-88
vs. Hofstra (ESPNU)	89-78
Winthrop (SECN)	119-85
at Dayton (CBS Sports)	73-60
UAB (SECN)	85-80
vs. Middle Tennessee (SECN)	76-70
UConn (ESPN2)	89-64
Cornell (SECN)	98-77
at Tennessee (#23) (ESPNU)	94-84
Arkansas (#22) (ESPNU)	88-77
Ole Miss (ESPNU)	85-70
at Mississippi State (SECN)	76-68
at Alabama (SECN)	71-76
Georgia (SECN)	79-65
at Missouri (SECN)	91-73
LSU (SECN)	95-70
at Ole Miss (SECN)	79-70
Vanderbilt (SECN)	93-81
Texas A&M (ESPN2)	80-81
at Georgia (SECN)	78-61
Kentucky (ESPN2)	76-66
at South Carolina (SECN)	75-84
Alabama (SECN)	90-71
at Florida (SECN)	66-72
at Arkansas (SECN)	82-91
South Carolina (SECN)	79-70
vs. Alabama* (ESPN)	63-81
vs. College of Charleston+ (truTV)	62-58
vs. Clemson (#20)+ (TBS)	53-84

*SEC Tournament
 +NCAA Tournament
 @National Invitation Tournament
 (National Rankings in parenthesis)

TELEVISION SUMMARY

Total TV Appearances:
 611 (289-323, .472)

ABC: 3 (1-2, .333)
 BeIN: 1 (1-0, 1.000)
 Big Ten Network: 1 (0-1, .000)
 CBS: 27 (14-13, .519)
 CBSCS/CSTV/CBSSN: 6 (3-3, .500)
 College Sports SE: 18 (18-0, 1.000)
 Comcast (CSS): 39 (26-13, .667)
 NBC: 6 (2-4, .333)
 ESPN: 50 (19-31, .380)
 ESPN2: 24 (6-19, .240)
 ESPN3: 13 (6-7, .462)
 ESPNU: 34 (10-24, .294)
 ESPN Classic: 1 (0-1, .000)
 FS1: 2 (0-2, .000)
 FSN South: 74 (41-33, .554)
 Independent: 14 (8-6, .571)
 SEC Network: 76 (40-36, .526)
 SportsChannel: 2 (1-1, .500)
 SportsSouth: 1 (1-0, 1.000)
 Sunshine Network: 2 (0-2, .000)
 TBS: 1 (1-0, 1.000)
 truTV: 1 (1-0, 1.000)
 USA: 8 (5-3, .625)
 WTBS: 4 (3-1, .750)

Home Games on TV:
 277 (167-110, .603)

Away Games on TV:
 214 (59-155, .276)

Neutral Games on TV:
 121 (55-66, .455)

SEC CHAMPIONS

#WAREAGLE • #UNFINISHEDBUSINESS

Year	Regular Season Champion (SEC Record, Overall)	Tournament Champion	Year	Regular Season Champion (SEC Record, Overall)	Tournament Champion
1933	Kentucky (8-0, 20-3)	Kentucky	1977	Tennessee (16-2, 22-6), Kentucky (16-2, 26-4)	Tennessee
1934	Alabama (13-2, 16-2)	Alabama	1978	Kentucky (16-2, 30-2)	LSU
1935	LSU (12-0, 14-1), Kentucky (11-0, 19-2)		1979	LSU (14-4, 23-6)	Ole Miss
1936	Tennessee (8-4, 15-6)	Tennessee	1980	Kentucky (15-3, 29-6)	Alabama
1937	Kentucky (5-3, 17-5)	Kentucky	1981	LSU (17-1, 31-5)	Georgia
1938	Georgia Tech (9-2, 18-2)	Georgia Tech	1982	Kentucky (13-5, 22-8)	Kentucky
1939	Kentucky (5-2, 16-4)	Kentucky	1983	Kentucky (13-5, 23-8)	Kentucky
1940	Kentucky (4-4, 15-6)	Kentucky	1984	Kentucky (14-4, 29-5)	Auburn
1941	Tennessee (8-3, 17-5)	Tennessee	1985	LSU (13-5, 19-10)	Kentucky
1942	Kentucky (6-2, 19-6)	Kentucky	1986	Kentucky (17-1, 32-4)	Alabama
1943	Tennessee (6-3, 14-4)	Tennessee	1987	Alabama (16-2, 28-5)	Vacated
1944	Kentucky (0-0, 19-2)	Kentucky	1988	Kentucky (13-5, 27-6)	Alabama
1945	Kentucky (4-1, 22-4)	Kentucky	1989	Florida (13-5, 21-13)	Alabama
1946	Kentucky (6-0, 28-2)	Kentucky	1990	Georgia (13-5, 20-9)	Alabama
1947	Kentucky (11-0, 34-3)	Kentucky	1991	LSU (13-5, 20-10), Miss. State (13-5, 20-9)	Alabama
1948	Kentucky (9-0, 36-3)	Kentucky	1992	Arkansas (13-3, 26-8)	Kentucky
1949	Kentucky (13-0, 32-2)	Kentucky	1993	Vanderbilt (14-2, 28-6)	Kentucky
1950	Kentucky (11-2, 25-5)	Kentucky	1994	Arkansas (14-2, 31-3)	Kentucky
1951	Kentucky (14-0, 32-2)	Vanderbilt	1995	Kentucky (14-2, 28-5)	Kentucky
1952	Kentucky (14-0, 29-3)	Kentucky	1996	Kentucky (16-0, 34-2)	Mississippi State
1953	LSU (13-0, 25-2)		1997	South Carolina (15-1, 24-8)	Kentucky
1954	Kentucky (14-0, 25-0), LSU (14-0, 21-5)		1998	Kentucky (14-2, 35-4)	Kentucky
1955	Kentucky (12-2, 23-3)		1999	Auburn (14-2, 29-4)	Kentucky
1956	Alabama (14-0, 21-3)		2000	Florida (12-4, 29-8), Kentucky (12-4, 23-10)	Arkansas
1957	Kentucky (12-2, 23-5)			LSU (12-4, 28-6), Tennessee (12-4, 26-7)	
1958	Kentucky (12-2, 23-6)		2001	Kentucky (24-10, 12-4), Florida (24-7, 12-4)	Kentucky
1959	Mississippi State (13-1, 24-1)		2002	Alabama (12-4, 27-8)	Mississippi State
1960	Auburn (12-2, 19-3)		2003	Kentucky (16-0, 32-4)	Kentucky
1961	Mississippi State (11-3, 19-6)		2004	Mississippi State (14-2, 26-4)	Kentucky
1962	Mississippi State (13-1, 24-1), Kentucky (13-1, 23-3)		2005	Kentucky (14-2, 28-6)	Florida
1963	Mississippi State (12-2, 22-6)		2006	LSU (14-2, 27-9)	Florida
1964	Kentucky (11-3, 21-6)		2007	Florida (13-3, 35-5)	Florida
1965	Vanderbilt (15-1, 24-4)		2008	Tennessee (14-2, 31-5)	Georgia
1966	Kentucky (15-1, 32-2)		2009	LSU (13-3, 27-8)	Mississippi State
1967	Tennessee (15-3, 21-7)		2010	Kentucky (14-2, 35-3)	Kentucky
1968	Kentucky (15-3, 22-5)		2011	Florida (13-3, 29-8)	Kentucky
1969	Kentucky (16-2, 23-5)		2012	Kentucky (16-0, 38-2)	Vanderbilt
1970	Kentucky (17-1, 26-2)		2013	Florida (14-4, 29-8)	Ole Miss
1971	Kentucky (16-2, 22-4)		2014	Florida (18-0, 36-2)	Florida
1972	Kentucky (14-4, 21-7), Tennessee (14-4, 19-6)		2015	Kentucky (18-0, 38-1)	Kentucky
1973	Kentucky (14-4, 20-8)		2016	Texas A&M (13-5, 28-9), Kentucky (13-5, 27-9)	Kentucky
1974	Vanderbilt (15-3, 23-3), Alabama (15-3, 22-4)		2017	Kentucky (16-2, 32-6)	Kentucky
1975	Kentucky (15-3, 26-5), Alabama (15-3, 22-5)		2018	Auburn (13-5, 26-8) , Tennessee (13-5, 26-9)	Kentucky
1976	Alabama (15-3, 23-5)				



Auburn celebrates winning the 2018 Southeastern Conference Championship

ALL-TIME SEC STANDINGS

ALL-TIME OVERALL RECORDS

Team	Yrs.	Won	Lost	Tied	Pct.
Kentucky#	114	2263	699	1	.764
Arkansas	95	1690	953	0	.639
Alabama#	105	1657	1030	1	.617
Tennessee	109	1626	1046	2	.608
Vanderbilt	115	1597	1144	0	.583
Missouri	112	1603	1149	0	.582
LSU	110	1532	1179	0	.565
Florida#	99	1415	1097	0	.563
Mississippi State	106	1402	1187	0	.542
South Carolina	110	1400	1238	1	.531
Texas A&M	106	1410	1257	0	.529
Auburn	112	1337	1196	1	.528
Georgia#	113	1381	1288	0	.517
Ole Miss	108	1292	1301	0	.498

On-the-court records: UK 2263-700-1; ALA 1659-1031-1; UG 1412-1290; UF 1418-1099; MO 1626-1149 before NCAA participation was vacated.

COMPOSITE SEC TOURNAMENT STANDINGS

Team	Years	Titles	Won	Lost	Pct.
Kentucky	57	31	133	25	.842
Alabama	59	6	66	52	.559
Tennessee	58	4	67	54	.554
Arkansas	27	1	26	26	.500
Florida	53	4	43	49	.467
Georgia	58	2	47	56	.456
LSU	59	1	47	58	.448
South Carolina	27	0	21	27	.438
Vanderbilt	57	2	39	55	.415
Missouri	5	0	3	5	.375
Ole Miss	56	2	31	54	.365
Mississippi State	58	3	31	55	.361
Auburn	56	1	30	55	.353
Texas A&M	6	0	3	6	.333

Former Members

Georgia Tech	1	14	18	.438
Tulane	0	12	16	.429
Sewanee	0	0	2	.000

CONFERENCE GAMES ONLY (1933-PRESENT)

Team	Yrs.	Won	Lost	Pct.	Championships
Kentucky	85	982	278	.779	48
Alabama	85	783	606	.564	7
Tennessee	85	729	569	.562	10
Arkansas	27	235	209	.529	2
Texas A&M	6	56	52	.519	1
Vanderbilt	86	691	633	.522	3
LSU	86	672	670	.501	10
Florida	85	632	643	.496	7
Auburn	85	599	735	.449	3
Mississippi State	85	586	770	.432	6
Georgia	86	547	773	.414	1
South Carolina	27	174	270	.392	1
Ole Miss	85	512	823	.384	0
Missouri	6	29	70	.293	0

Former Members

Georgia Tech	32	201	207	.493	1
Tulane	34	195	252	.436	0
Sewanee	8	3	76	.038	0

On-the-court records: MO 38-70 before NCAA participation was vacated.

ALL-AMERICANS

1931-32
Jack Stewart College Humor Magazine (Second Team)

1958-59
Rex Frederick Helms Athletic Foundation (Second Team)

1959-60
Henry Hart Helms Athletic Foundation (Second Team)

1965-66
Lee DeFore Helms Athletic Foundation (36-man roster)

1969-70
John Mengelt Helms Athletic Foundation (36-man roster)

1970-71
John Mengelt Helms Athletic Foundation (36-man roster)

1977-78
Mike Mitchell Converse Yearbook (Second Team)

1983-84
Charles Barkley Basketball Times (Second Team)
National Association of Basketball Coaches (Third Team)

1984-85
Chuck Person The Sporting News (second team)
McGregor (Third Team)

1985-86
Chuck Person Basketball Weekly (Second Team)
National Association of Basketball Coaches (Third Team)


1993-94
Wesley Person Associated Press (Honorable Mention)
United States Basketball Writers Association (Honorable Mention)

1998-99
Chris Porter John Wooden Award (First Team)
Basketball Times (First Team)
College Hoops Insider (First Team)
Associated Press (Second Team)
United States Basketball Writers Association (Second Team)


Doc Robinson College Hoops Insider (First Team)
Associated Press (Honorable Mention)




Charles Barkley




Lee DeFore




Rex Frederick




Henry Hart



John Mengelt



Mike Mitchell




Chuck Person




Wesley Person



Chris Porter



Doc Robinson




Jack Stewart

ALL-SEC

Year	Player	AP	+UPI	*Coaches
1950	Don Lanford, G	2		
	Bill Lynn, F	3		
1951	Don Lanford, G	3		
1954	Bob Miller, F	3		
1955	Bill Kirkpatrick, G	2	1	
1956	Jim O'Donnell, G	3		
1957	Rex Frederick, C	3		
1958	Rex Frederick, F	1		1
	Jimmy Lee, G	3		
1959	Rex Frederick, F	1		1
	Jimmy Lee, F	2		
	Henry Hart, G	2		
1960	Henry Hart, F	1		1
	David Vaughn, C	3		
1961	Jim Fibbe, F	2		1
1926	Layton Johns, C	2		1
	Billy Tinker, F	3		
1963	Layton Johns, F	1		1
	John Blackwell, G	3		
1964	Lee DeFore, C	3		
1965	Joe Newton, G	1	2	1
	Freddie Guy, F	3		
	Lee DeFore, F		3	
1966	Lee DeFore, C	3		
1967	Alex Howell, G		3	
	Bobby Buisson, G			1
1968	Wally Tinker, F		3	
1969	John Mengelt, G	2	2	1
	Wally Tinker, F	3		1
1970	John Mengelt, G	1	1	1
	Bill Alexander, F	3		
1971	John Mengelt, G	1	1	1
1972	Henry Harris, G	3		
1973	Gary England, G	3		
1974	Eddie Johnson, G	2	2	1
1975	Eddie Johnson, G	2	2	1
	Mike Mitchell, F	3	3	
1976	Eddie Johnson, G	1	1	1
	Mike Mitchell, F	2	2	1
1977	Mike Mitchell, F	2	2	1
	Eddie Johnson, G	3	3	
1978	Mike Mitchell, F	1	1	1
	Stan Pietkiewicz, F	2	2	
1979	Bobby Cattage, C		3	
1982	Charles Barkley, C	2	2	
	Odell Mosteller, G		2	
1983	Charles Barkley, C	2	2	1
	Darrell Lockhart, F	3		
1984	Charles Barkley, C	1	1	1
	Chuck Person, F	1	1	1
1985	Chuck Person, F	1	1	1
1986	Chuck Person, F	1	1	1
1987	Jeff Moore, C	2	1	1
	Chris Morris, F	2	3	
	Frank Ford, G	3		
1988	Chris Morris, F	1	1	1
	Jeff Moore, C		3	
1989	Keenan Carpenter, G	2	3	
1990	Ronnie Battle, G	3		1
	Derrick Dennison, F		3	
1991	Ronnie Battle, G	2	3	

Year	Player	AP	+UPI	*Coaches
1992	Wesley Person, F	3		
1993	Wesley Person, F/G	2		1
	Ronnie Battle, G			1
	Aaron Swinson, C	3		2
1994	Wesley Person, G/F	1		1
	Aaron Swinson, F/C	2		1
1995	Moochie Norris, G	3		3
1996	Wes Flanigan, G	3		3
	Lance Weems, G			3
1997	Pat Burke, C	Hon. Mention		
1998	Bryant Smith, F	Hon. Mention		
1999	Chris Porter, F	1		1
	Doc Robinson, G	1		1
	Bryant Smith, F	2		2
	Mamadou N'diaye, C	3		
2000	Doc Robinson, G	1		2
	Chris Peorter, F	2		2
2001	Jamison Brewer, G	3		
	Marquis Daniels, F	3		3
	Adam Harrington, G			3
2003	Marquis Daniels, F	2		2
2004	Marco Killingsworth, F	3		2
2005	Toney Douglas, G	3		3
2009	Korvotney Barber, F	2		2
2013	Chris Denson, G	Hon. Mention		2
2015	KT Harrell, G	2		2
2018	Bryce Brown, G	1		2
2018	Jared Harper, G	2		2
2018	Mustapha Heron, G	2		

* 10-player squad until a 5-member squad in 1993-94
+ Discontinued after 1990-91 season



Rex Frederick became the first Auburn player to earn first-team All-SEC honors in 1957-58 after averaging 16.1 points and 14.8 rebounds.

HONORS AND AWARDS

SEC PLAYER OF THE YEAR

Southeastern Conference Player of the Year awards have been presented since 1965 by both the Associated Press and United Press International (until 1991) and then by the SEC Coaches. Two Auburn players have received that honor:

- 1984 C Charles Barkley (AP and UPI)
- 1999 F Chris Porter (AP and SEC Coaches)

NATIONAL COACH OF THE YEAR

Head coach Cliff Ellis is the only Auburn Basketball coach to be named National Coach of the Year. Ellis won six different National Coach of the Year awards following the 1998-99 season when the Tigers went 29-4, won the SEC Championship and finished the season ranked fourth in the nation by the Associated Press.

Following is a listing of the National Coach of the Year awards Ellis garnered:

- 1999 Cliff Ellis (Associated Press)
(John & Nellie Wooden Award)
(United States Basketball Writers Association)
(Sports Illustrated)
(The Sporting News)
(Basketball News)

SEC COACH OF THE YEAR

Southeastern Conference Coach of the Year awards have been presented since 1960 by the Associated Press, since 1999 by the SEC Coaches, from 1964-98 by the Knoxville News-Sentinel, from 1965-91 by United Press International and from 1974-90 by the Birmingham Tip-Off Club (Rupp Cup).

Since those awards have been presented, five Auburn coaches have been the recipients:

- 1960 Joel Eaves (AP)
- 1975 Bob Davis (UPI)
- 1984 Sonny Smith (AP, UPI, Knoxville News-Sentinel/
Birmingham Tip-Off Club)
- 1988 Sonny Smith (Knoxville News-Sentinel/
Birmingham Tip-Off Club)
- 1990 Tommy Joe Eagles (Knoxville News-Sentinel/
Birmingham Tip-Off Club)
- 1995 Cliff Ellis (Anniston Star)
- 1999 Cliff Ellis (Associated Press/SEC Coaches/
The Birmingham News)

ALL-TIME SEC TEAM

In 1974, the Orlando Sentinel published an All-Time SEC Team as selected by a special panel of sportswriters.

One Auburn player was named to that all-time squad:

- G John Mengelt (Third Team)

TEAM OF THE DECADE

In 1989, the Birmingham Post-Herald and Jackson Clarion-Ledger published a Southeastern Conference Team of the Decade. The Birmingham Post-Herald lineup was selected by a special panel of sportswriters, sportscasters and officials while the Jackson Clarion-Ledger polled the current league coaches.

Two Auburn players were named to the SEC team of the 1980s (first-team selections) by both newspapers:

- F Chuck Person, C Charles Barkley

Charles Barkley was also honored as the SEC Player of the Decade by the Birmingham Post-Herald.

SEC ALL-TOURNAMENT TEAMS

From 1933 through 1952, players named to the all-tournament team at the Southeastern Conference Tournament served as the All-SEC squad (a first and second team). The Associated Press began selecting a regular-season All-SEC squad in 1949. In 1956, the league coaches began selecting a 10-man All-SEC roster and United Press International started its all-conference picks in 1965. When the conference tournament resumed in 1979, members of the working press once again began selecting an all-tournament squad in addition to a tourney MVP.

Seven Auburn players have received all-tournament honors and two of them have been named MVP:

- 1942 G Shag Hawkins (First Team)
- 1984 C Charles Barkley (MVP), F Chuck Person
- 1985 F Chuck Person (MVP)
- 2000 G Doc Robinson, C Mamadou N'diaye,
F Mack McGadney
- 2009 F Korvotney Barber
- 2015 G KT Harrell

NAISMITH MEMORIAL BASKETBALL HALL OF FAME

Auburn All-American Charles Barkley became the first player from the state of Alabama to be inducted into the Naismith Memorial Basketball Hall of Fame during Enshrinement ceremonies Sept. 8, 2006, in Springfield, Mass.

Joining Barkley in the Class of 2006 were Dominique Wilkins, Joe Dumars, Geno Auriemma, David Gavitt and Sandro Gambo.

One Auburn player has been named to the Basketball Hall of Fame:
2006 Charles Barkley

ALABAMA SPORTS HALL OF FAME

Each fall, the Alabama Sports Hall of Fame, consisting of voters across the state of Alabama, chooses inductees. Eight Auburn basketball Tigers have been inducted into the Hall of Fame, most recently former coach Sonny Smith in 2007. Former Athletic Director Jeff Beard and legendary Coach Joel Eaves were the first Tigers inducted in 1974 and 1978, respectively. Located in the Birmingham-Jefferson County Civic Center complex, the Hall houses many of the state's past and present heroes.

Here is a list of Auburn's Alabama Sports Hall of Fame members:

- 1974 Athletic Director Jeff Beard
- 1978 Coach Joel Eaves
- 1995 John Mengelt
- 2001 Charles Barkley
- 2003 Rex Frederick
- 2005 Chuck Person
- 2005 Jim Fyffe, announcer
- 2007 Sonny Smith
- 2011 Henry Hart

USBWA MOST COURAGEOUS AWARD

Wes Flanigan was presented the United States Basketball Writers' "Most Courageous Award" at the 1997 NCAA Final Four in Indianapolis. Flanigan, an All-SEC point guard as a junior at Auburn in 1995-96 season, was diagnosed with bone cancer and underwent successful four-hour surgery in May 1996 before his senior season. He returned to the court five months later and ended up leading the 1996-97 Tigers in scoring (11.0) and assists (4.5). Flanigan's story was featured on CBS, ESPN, CNN, FOX SportsSouth, Intersport Television, Atlanta Journal-Constitution, Memphis Commercial Appeal, Louisville Courier-Journal, Arkansas-Democrat Gazette, The State (Columbia, S.C.), every major newspaper in the state of Alabama among others. In fact, Tommy Hicks, a columnist for The Mobile Press-Register, won the Alabama Sports Writers Association's "Herby Kirby Award" in 1997 for the top sports article among Alabama newspapers.

ESPN SILVER ANNIVERSARY ALL-SEC TEAM

Auburn All-American Chuck Person was named to ESPN's "Silver Anniversary All-SEC team," featuring the top five players from the Southeastern Conference over 25 seasons from 1979-80 to 2003-04. It was done as part of ESPN's 25th-anniversary celebration. The team was compiled through a vote of a seven-member panel of media and conference representatives. The five man team consists of F Chuck Person (Auburn), F Jamal Mashburn (Kentucky), C Shaquille O'Neal (LSU), G Chris Jackson (LSU) and G Allan Houston (Tennessee).

HALL OF HONOR

Nine former Tiger players and a friend of the University have been inducted into the Auburn Hall of Honor:

C Bill Alexander, 1968-70
C Frank DuBose, 1927-29
G Joel Eaves, 1935-37, (head coach 1949-63)
F/C Jimmy Fibbe, 1964-66
C/F Rex Frederick, 1957-59
G Henry Hart, 1957-59
G Shag Hawkins, 1940-42
G John Mengelt, 1969-71
C Jack Stewart, 1930-32
Roy B. Sewell, lifetime supporter

ACADEMIC ALL-SEC

Academic All-SEC awards have been presented since 1962. The following qualifications were established in 1978: (1) maintain a "B" average for college career; (2) be in residence a full academic year; (3) be either a starter or top substitute. In 1984, the SEC Academic Honor Roll was established with the following guidelines: (1) have at least a 3.0 grade-point average (on 4.0 scale) for either the past year or for academic career; (2) be at least a sophomore in class standing (freshman redshirts are eligible and transfers must have attended current institution for at least one year); (3) have 24 semester or 36 quarter hours toward a degree; (4) receive a letter for that season.

Twenty-nine Auburn players have earned Academic All-SEC honors 35 times:

1962 F Bill Ross (First Team)
1965 F Freddie Guy (First Team)
1966 C Randall Walker (Second Team)
1969 F Tom Perry (First Team)
1970 G John Mengelt (First Team), F Bill Alexander (Second Team)
1971 G John Mengelt (First Team)
1974 F Gary Redding (Second Team)
1975 F Gary Redding (First Team)
1976 F Gary Redding (First Team)
1983 F Mark Cahill
1984 F Mark Cahill
1995 F Franklin Williams
1999 G Daymeon Fishback, G Scott Pohlman
2000 F Abe Smith
2002 F Mack McGadney
2003 G Derrick Bird
2004 G Lewis Monroe, G Danny Wicke

2005 G Brett Howell
2006 G Brett Howell
2007 G Drew Smith
2008 G Drew Smith, G Ryan Brooks
2009 G Drew Smith
2010 G Josh Wallace, G Dylan Spencer
2012 G Josh Wallace, G Dylan Spencer, F Bernard Morena
2017 F Cole Blackstock, G Ronnie Johnson, G Patrick Keim, G Tahj Shamsid-Deen, F LaRon Smith, G Cole Stockton, F Trey Tate
2018 F Thomas Collier, G Brett Easterling, G Patrick Keim, G Will Macey, F Anfernee McLemore, G Davion Mitchell, G Devontae Williams

SEC ALL-FRESHMAN TEAM

Since 1984, the Knoxville News-Sentinel has published the Southeastern Conference All-Freshman Team as selected by league coaches, except for the 2004-05 season when the SEC athletic directors voted it down.

Fourteen Auburn players have received all-freshman honors:

1985 F Chris Morris, C Jeff Moore
1990 G Ronnie Battle, G Reggie Gallon
1991 F Wesley Person
1994 G Wes Flanigan
1995 F Franklin Williams
1997 G Daymeon Fishback, C Mamadou N'diaye
1998 G Scott Pohlman
2002 F Brandon Robinson
2006 G Rasheem Barrett, G Quantez Robertson
2007 G DeWayne Reed
2017 G Mustapha Heron

SEC PLAYER OF THE WEEK

Southeastern Conference Player of the Week awards have been presented since 1985 as selected by the league media relations staff. The league office began the SEC Freshman of the Week honor in 2005-06.

Since the inception of the weekly award, 20 Auburn players have received the honor 34 times:

2/11/85 F Chuck Person
2/3/85 F Chuck Person
2/24/85 F Chuck Person
12/87 C Jeff Moore
1/11/88 F Chris Morris
2/29/88 F Chris Morris
2/13/89 G Keenan Carpenter
1/13/91 G Ronnie Battle
2/3/92 G Ronnie Battle
1/18/93 G Ronnie Battle
3/1/93 F/G Wesley Person
12/93 G/F Wesley Person
2/20/94 F/C Aaron Swinson
1/11/98 F Bryant Smith
2/2/98 G Doc Robinson
11/23/98 F Chris Porter
1/11/99 F Chris Porter
2/15/99 G Doc Robinson
11/15/99 C Mamadou N'diaye
1/10/00 G Doc Robinson
1/31/00 F Chris Porter
12/11/00 G Jamison Brewer
12/10/01 F Marquis Daniels
1/19/03 F Marquis Daniels
11/21/04 G Ian Young
2/6/05 G Frank Tolbert
11/13/06 F Korvotney Barber
3/5/07 F Korvotney Barber
11/26/07 G Rasheem Barrett
3/9/09 F Korvotney Barber
3/7/11 F Kenny Gabriel
12/23/13 G KT Harrell
11/17/14 F Cinmeon Bowers
12/22/14 G KT Harrell

1/8/18 G Mustapha Heron
 1/29/18 G Mustapha Heron

SEC ROOKIE OF THE WEEK

Southeastern Conference Rookie of the Week awards were presented from 1988-1992 and were reinstated in the 2005-06 season as selected by the league media relations staff.

Seven Auburn players received the honor 10 times:

1/21/90 G Reggie Gallon
 2/11/90 G Ronnie Battle
 12/91 F Wesley Person
 2/3/91 F Wesley Person
 12/91 F Aaron Swinson
 1/20/92 F Aaron Swinson
 1/27/92 F Aaron Swinson
 1/1/06 G Rasheem Barrett
 2/16/09 G Frankie Sullivan
 12/4/17 F Chuma Okeke

BANQUET AWARDS

In 1990, the late Tommy Joe Eagles initiated a year-end Auburn Basketball Awards Banquet. Eight individual awards are presented, including outstanding rebounder, outstanding defensive player, outstanding offensive player, playmaker award, sixth-man award, academic achievement award and most valuable player. The Paul Lambert and Tommy Joe Eagles Memorial Trophy for leadership is given in memory of Auburn's 15th head basketball coach, Paul Lambert, who died in a hotel fire June 6, 1978, in Columbus, Ga., and Tommy Joe Eagles, who died unexpectedly of a heart attack July 30, 1994, two months after becoming the head coach at New Orleans. Recipients are selected by the coaching staff.

Here's a complete list of awards presented at previous banquets:

PAUL LAMBERT/TOMMY JOE EAGLES MEMORIAL TROPHY

1990 G Reggie Gallon
 1991 F Chris Brandt
 1992 C Chris Brandt
 1993 F Rod Joyce
 1994 G Leonard Smith
 1995 G/F Ray Donald
 1996 G Wes Flanigan
 1997 G Wes Flanigan
 1998 F Franklin Williams
 1999 F Bryant Smith
 2000 G Daymeon Fishback
 2001 G Scott Pohlman
 2002 G Charlton Barker
 2003 F Marquis Daniels
 2004 G Lewis Monroe
 2005 G Nathan Watson
 2006 G Ronny LeMelle
 2007 G Frank Tolbert
 2008 G Frank Tolbert
 2009 G Quantez Robertson
 2010 G Frankie Sullivan
 2011 F Kenny Gabriel
 2012 G Frankie Sullivan
 2014 G KT Harrell
 2015 G KT Harrell
 2016 F Tyler Harris
 2017 G Mustapha Heron
 2018 G Bryce Brown, G Jared Harper, G Mustapha Heron

MOST VALUABLE PLAYER

1990 F Derrick Dennison
 1991 G Ronnie Battle
 1992 F Wesley Person
 1993 F/G Wesley Person
 1994 G/F Wesley Person
 1995 G Mochie Norris
 1996 G Wes Flanigan
 1997 C Pat Burke

1998 G Doc Robinson
 1999 G Doc Robinson, G Scott Pohlman, C Mamadou N'diaye, F Chris Porter, F Bryant Smith
 2000 G Doc Robinson
 2001 F Marquis Daniels
 2002 F Marquis Daniels
 2003 F Marquis Daniels
 2004 F Marco Killingsworth
 2005 G Nathan Watson
 2006 G Ronny LeMelle
 2007 G Quantez Robertson
 2008 G Quantez Robertson, F Quan Prowell
 2009 F Korvotney Barber
 2010 G Tay Waller
 2011 F Kenny Gabriel
 2012 F Kenny Gabriel
 2014 G Chris Denson

MOST OUTSTANDING REBOUNDER

1990 C Zane Arnold
 1991 C Robert McKie
 1992 F Aaron Swinson
 1993 F/C Aaron Swinson
 1994 F/C Aubrey Wiley
 1995 F Chris Davis
 1996 C Pat Burke
 1997 C Pat Burke
 1998 C Mamadou N'diaye
 1999 F Chris Porter
 2000 C Mamadou N'diaye
 2001 G Jamison Brewer
 2002 F Kyle Davis
 2003 C Kyle Davis
 2004 F Brandon Robinson
 2005 F Quinell Brown
 2006 F Korvotney Barber
 2007 F Korvotney Barber, F Josh Dollard
 2008 F Quan Prowell
 2009 F Korvotney Barber
 2010 F Lucas Hargrove
 2011 G Earnest Ross
 2012 F Kenny Gabriel

JOHN MENGELT FREE THROW AWARD

2015 G KT Harrell
 2016 G Bryce Brown
 2017 F Danjel Purifoy
 2018 F Desean Murray

OUTSTANDING DEFENSIVE PLAYER

1990 F Chris Brandt
 1991 C Zane Arnold
 1992 C Chris Brandt
 1993 F Mark Hutton
 1994 G Shawn Stuart
 1995 G Wes Flanigan
 1996 G Wes Flanigan
 1997 G Wes Flanigan
 1998 F Bryant Smith
 1999 F Bryant Smith
 2000 C Mamadou N'diaye
 2001 C Kyle Davis
 2002 G Derrick Bird
 2003 G Derrick Bird
 2004 F Quinell Brown
 2005 G Nathan Watson
 2006 G Rasheem Barrett
 2007 G Quantez Robertson
 2008 G Quantez Robertson
 2009 G Quantez Robertson
 2010 G Frankie Sullivan
 2011 G Josh Wallace
 2012 F Kenny Gabriel
 2014 C Asaiah Dixon-Tatum
 2015 G Devin Waddell
 2016 F Horace Spencer

OUTSTANDING OFFENSIVE PLAYER

1990	G Ronnie Battle
1991	F Wesley Person
1992	G Ronnie Battle
1993	G Ronnie Battle
1994	F/C Aaron Swinson
1995	G Lance Weems
1996	G Lance Weems
1997	F Franklin Williams
1998	G Scott Pohlman
1999	F Chris Porter, G Doc Robinson
2000	F Chris Porter
2001	G Adam Harrington
2002	G Adam Harrington
2003	F Marco Killingsworth
2004	G Ian Young
2005	G Toney Douglas
2006	G Ronny LeMelle
2007	FG%: Korvotney Barber (.607), FT%: Quan Prowell (.762)
2008	F Quan Prowell
2009	F Korvotney Barber, G Rasheem Barrett, G Tay Waller, G DeWayne Reed
2010	G Tay Waller

PLAYMAKER AWARD

1990	G Reggie Gallon
1991	G Reggie Gallon
1992	G Reggie Gallon, G Champ Wrencher
1993	G Reggie Gallon
1994	G Wes Flanigan
1995	G Moochie Norris
1996	G Wes Flanigan
1997	G Doc Robinson
1998	F Kendell Mack, G Clifton Robinson, G John Gomillion, G Dudley Smith
1999	G Scott Pohlman
2000	F Mack McGadney
2001	G Reggie Sharp
2002	F Marco Killingsworth, G Lewis Monroe
2003	G Lewis Monroe
2004	G Ronny LeMelle
2005	G Ian Young
2006	G Quantez Robertson
2007	G Quantez Robertson
2008	G Quantez Robertson
2009	G DeWayne Reed
2010	G DeWayne Reed
2011	G Josh Wallace
2012	G Josh Wallace
2014	G Tahj Shamsid-Deen
2015	G Cinmeon Bowers

SIXTH-MAN AWARD

1990	F John Caylor, G Champ Wrencher
1991	G Larry Patrick
1992	F Jeff Switzer
1993	F Aubrey Wiley
1994	G Lance Weems
1995	C Pat Burke
1996	F Alvin Jefferson
1997	F Alvin Jefferson
1998	G Daymeon Fishback
1999	F Adrian Chilliast
2000	G Reggie Sharp
2001	G Lincoln Glass, F Abdou Diame
2002	G Dwayne Mitchell
2003	F Brandon Robinson, G Nathan Watson
2004	C Dwayne Curtis
2005	G Frank Tolbert
2006	G Frank Tolbert
2009	F Lucas Hargrove, G Frankie Sullivan
2010	C Brendon Knox
2011	G Tony Neysmith
2012	Auburn Student Body
2014	C Matthew Atewe
2015	G Malcolm Canada

2016	G Bryce Brown
2017	G Ronnie Johnson
2018	F Chuma Okeke

MOST IMPROVED PLAYER AWARD

2015	F Jordon Granger, G TJ Lang
2016	F Horace Spencer
2017	F Anfernee McLemore
2018	G Bryce Brown

ACADEMIC ACHIEVEMENT AWARD

1990	F John Caylor
1991	F John Caylor
1992	F Jeff Switzer
1993	G Reggie Gallon
1994	F Franklin Williams
1995	F Franklin Williams
1996	F Franklin Williams
1997	G Daymeon Fishback
1998	F Franklin Williams
1999	G Daymeon Fishback
2000	F Abe Smith
2001	G Charlton Barker
2002	F Mack McGadney
2003	F Marquis Daniels
2004	G Lewis Monroe
2005	G Brett Howell
2006	G Brett Howell
2007	G Drew Smith
2008	G Drew Smith
2009	G Drew Smith
2010	G Josh Wallace
2011	G Josh Wallace, G Dylan Spencer, G T.J. Rice
2012	G Josh Wallace
2014	G Tahj Shamsid-Deen
2015	G Patrick Keim
2016	G Cole Stockton
2017	F Anfernee McLemore
2018	F Anfernee McLemore

MIKE MITCHELL COURAGE AWARD

2015	G Antoine Mason
2016	G T.J. Dunans
2017	C Austin Wiley
2018	F Anfernee McLemore

SONNY SMITH MOST OUTSTANDING TEAMMATE AWARD

2012	F Allen Payne
2014	F Allen Payne
2015	G Patrick Keim
2016	F Jordon Granger
2017	F Danjel Purifoy
2018	G Malik Dunbar, F Horace Spencer

COACHES' AWARD

2015	G Tahj Shamsid-Deen
2016	C Trayvon Reed
2017	G/F Devin Waddell
2018	F Chuma Okeke

IRON TIGER AWARD

2007	G Quantez Robertson
2008	F Quan Prowell
2009	F Lucas Hargrove, G Josh Wallace, G Quantez Robertson, G Jake Drum
2012	F Rob Chubb
2014	F Devin Waddell, G C.J. Holmes
2015	G KT Harrell
2016	F Cinmeon Bowers
2017	F Anfernee McLemore
2018	G Jared Harper

RISING WATERS ACADEMIC AWARD

2017	F Horace Spencer
2018	G Patrick Keim

AUBURN IN THE NBA

AUBURN IN THE NBA DRAFT

Year	Rnd	Pick	Name, Pos.	Team
1960	12	82	Henry Hart, G	New York Knicks
1963	4	34	Layton Johns, C	Los Angeles Lakers
1965	4	21	Joe Newton, C	Baltimore Bullets
1966	4	31	Lee DeFore, F	New York Knicks
1971	2	21	John Mengelt, SG	Cincinnati Royals
1972	8	120	Henry Harris, G	Houston Rockets
1973	3	46	Jim Retseck, F	Golden State Warriors
1976	5	73	Gary Redding, F	Portland Trailblazers
1977	3	49	Eddie Johnson, SG	Atlanta Hawks
1978	1	15	Mike Mitchell, SF	Cleveland Cavaliers
	7	133	Stan Pietkiewicz, SG/PF	San Diego Clippers
1979	7	143	Rich Valavicius, F	Houston Rockets
1980	8	170	Rich Valavicius, F	Washington Bullets
1981	6	122	Earl Banks, F	Seattle SuperSonics
	8	165	Bobby Cattage, PF	Utah Jazz
1983	2	35	Darrell Lockhart, C	San Antonio Spurs
	10	211	Odell Mosteller, G	Utah Jazz
1984	1	5	Charles Barkley, PF	Philadelphia 76ers
	9	193	Greg Turner, F/C	Kansas City Kings
1986	1	4	Chuck Person, SF/PF	Indiana Pacers
1987	6	138	Frank Ford, G	Los Angeles Lakers
	7	158	Gerald White, G	Dallas Mavericks
1988	1	4	Chris Morris, SF/SG	New Jersey Nets
	3	58	Jeff Moore, C/F	Charlotte Hornets
	3	63	Mike Jones, F	Milwaukee Bucks
1994	1	23	Wesley Person, SG/SF	Phoenix Suns
2000	1	26	Mamadou N'Diaye, C	Denver Nuggets
	2	55	Chris Porter, SF	Golden State Warriors
2001	2	40	Jamison Brewer, PG/SG	Indiana Pacers

UNDRAFTED FREE AGENTS TO PLAY IN THE NBA

Pat Burke, C
 Marquis Daniels, SG/SF
 Adam Harrington, SG
 Myles Patrick, SF
 Aaron Swinson, SF

PLAYED AT AUBURN AND TRANSFERRED

Year	Rnd	Pick	Name, Pos.	Team
1979	3	49	Cedrick Hordges, PF	Chicago Bulls
1992	2	42	Matt Geiger, C	Miami Heat
1996	2	33	Moochie Norris, PG	Milwaukee Bucks
2009	1	29	Toney Douglas, PG/SG	Los Angeles Lakers

AUBURN ROSTER IN THE NBA ALL-TIME

BARKLEY, Charles, PF - Philadelphia 76ers (1984-1992), Phoenix Suns (1992-1996), Houston Rockets (1996-2000)
BREWER, Jamison, PG - Indiana Pacers (2001-2004), New York Knicks (2004-05)
BURKE, Pat, C - Orlando Magic (2002-03), Phoenix Suns (2006-07)
CATTAGE, Bobby, PF - Utah Jazz (1981-82), New Jersey Nets (1985-86)
DANIELS, Marquis, G/F - Dallas Mavericks (2003-06), Indiana Pacers (2006-2009), Boston Celtics (2009-2012), Milwaukee Bucks (2012-13)
DOUGLAS, Toney, G - New York Knicks (2009-12), Houston Rockets (2012-13), Sacramento Kings (2012-13), Golden State Warriors (2013-14), Miami Heat (2013-14)
GEIGER, Matt, C - Miami Heat (1992-95), Charlotte Hornets (1995-98), Philadelphia 76ers (1998-2002)
HARRINGTON, Adam, G - Dallas Mavericks (2002-03), Denver Nuggets (2002-03)
HORDGES, Cedrick, PF - Denver Nuggets (1980-82)
JOHNSON, Eddie, G - Atlanta Hawks (1977-86), Cleveland Cavaliers (1985-86), Seattle Sonics (1986-87)
LOCKHART, Darrell, C - San Antonio Spurs (1983-84)

MENGELT, John, G - Cincinnati Royals (1971-72), Kansas City-Omaha Kings (1972-73), Detroit Pistons (1972-1976), Chicago Bulls (1976-1980), Golden State Warriors (1980-81)
MITCHELL, Mike, F - Cleveland Cavaliers (1978-1982), San Antonio Spurs (1982-88)
MORRIS, Chris, F/G - New Jersey Nets (1988-1995), Utah Jazz (1995-1998), Phoenix Suns (1998-99)
N'DIAYE, Mamadou, C - Toronto Raptors (2000-03), Dallas Mavericks (2003-04), Atlanta Hawks (2003-04), Los Angeles Clippers (2004-05)
NORRIS, Moochie, G - Vancouver Grizzlies (1996-97), Seattle Sonics (1998-99), Houston Rockets (1999-04, 2005-06), New York Knicks (2003-05), New Orleans/Oklahoma City Hornets (2005-06)
PATRICK, Myles, F - Los Angeles Lakers (1980-81)
PERSON, Chuck, F - Indiana Pacers (1986-92), Minnesota Timberwolves (1992-94), San Antonio Spurs (1994-98), Charlotte Hornets (1998-99), Seattle Sonics (1999-00)
PERSON, Wesley, G - Phoenix Suns (1994-97), Cleveland Cavaliers (1997-02), Memphis Grizzlies (2002-04), Portland Trailblazers (2003-04), Atlanta Hawks (2003-04), Miami Heat (2004-05), Denver Nuggets (2004-05)
PIETKIEWICZ, Stan, G - San Diego Clippers (1978-81), Dallas Mavericks (1980-81)
PORTER, Chris, F - Golden State Warriors (2000-01)
SWINSON, Aaron, F - Phoenix Suns (1994-95)

ALL-TIME NBA HONORS AND AWARDS

NAISMITH MEMORIAL BASKETBALL HALL OF FAME

Charles Barkley (2006)

NBA 50 GREATEST PLAYERS

Charles Barkley

NBA LEAGUE MVP

Charles Barkley (1993)

NBA ROOKIE OF THE YEAR

Chuck Person (1987)

ALL-NBA TEAM

Charles Barkley (1986 - 2nd Team, 1987 - 2nd Team, 1988, 1989, 1990, 1991, 1992 - 2nd Team, 1993, 1994 - 2nd Team, 1995 - 2nd Team, 1996 - 3rd Team)

NBA ALL-DEFENSIVE TEAM

Eddie Johnson (1979 - 2nd Team, 1980 - 2nd Team)

NBA ALL-ROOKIE TEAM

Charles Barkley (1985)
 Chris Morris (1989 - 2nd Team)
 Chuck Person (1987)
 Wesley Person (1995 - 2nd Team)

NBA FINALS PARTICIPANTS

Charles Barkley (1993 - Chicago Bulls def. Phoenix Suns, 4-2)
 Chris Morris (1997 - Chicago Bulls def. Utah Jazz, 4-2)
 Marquis Daniels (2006 - Miami Heat def. Dallas Mavericks, 4-2)

NBA ALL-STAR GAME PARTICIPANTS

Charles Barkley (1987, 1988, 1989, 1990, 1991, 1992, 1993, 1994, 1995, 1996, 1997)

EDDIE JOHNSON (1980, 1981)

Mike Mitchell (1981)

NBA ALL-STAR GAME MVP

Charles Barkley (1991)

AUBURN IN THE NBA - BY TEAM

ATLANTA HAWKS

DRAFT CHOICES

Year	Rnd	Pick	Name
1977	3	49	Eddie Johnson, G

ALL-TIME ROSTER

Name, Pos.	Years
Eddie Johnson, SG	1977-86
Mamadou N'Diaye, C	2003-04
Wesley Person, SG/SF	2003-04

BOSTON CELTICS

ALL-TIME ROSTER

Name, Pos.	Years
Marquis Daniels, SG/SF	2009-12

BROOKLYN NETS

DRAFT CHOICES

Year	Rnd	Pick	Name
1988	1	4	Chris Morris, F/G

ALL-TIME ROSTER

Name, Pos.	Years
Bobby Cattage, F	1985-86
Chris Morris, F/G	1988-95

CHARLOTTE HORNETS

DRAFT CHOICES

Year	Rnd	Pick	Name
1988	3	58	Jeff Moore, C/F

ALL-TIME ROSTER

Name, Pos.	Years
Chuck Person, SF/PF	1998-99

CHICAGO BULLS

ALL-TIME ROSTER

Name, Pos.	Years
John Mengelt, SG	1976-80

CLEVELAND CAVALIERS

DRAFT CHOICES

Year	Rnd	Pick	Name
1978	1	15	Mike Mitchell, F

ALL-TIME ROSTER

Name, Pos.	Years
Eddie Johnson, SG	1985-86
Mike Mitchell, SF	1978-82
Wesley Person, SG/SF	1997-02

DALLAS MAVERICKS

DRAFT CHOICES

Year	Rnd	Pick	Name
1987	7	158	Gerald White, G

ALL-TIME ROSTER

Name, Pos.	Years
Marquis Daniels, G/F	2003-06
Adam Harrington, G	2002-03
Mamadou N'Diaye, C	2003-04
Stan Pietkiewicz, G	1980-81

DENVER NUGGETS

DRAFT CHOICES

Year	Rnd	Pick	Name
2000	1	26	Mamadou N'Diaye, C

ALL-TIME ROSTER

Name, Pos.	Years
Adam Harrington, G	2002-03
Wesley Person, G/F	2004-05

DETROIT PISTONS

ALL-TIME ROSTER

Name, Pos.	Years
John Mengelt, G	1972-76

GOLDEN STATE WARRIORS

DRAFT CHOICES

Year	Rnd	Pick	Name
1973	3	46	Jim Retseck, F
2000	2	55	Chris Porter, F

ALL-TIME ROSTER

Name, Pos.	Years
Toney Douglas, G	2013-14
John Mengelt, G	1980-81
Chris Porter, F	2000-01

HOUSTON ROCKETS

DRAFT CHOICES

Year	Rnd	Pick	Name
1972	8	12	Henry Harris, G
1979	7	143	Rich Valavicius, F

ALL-TIME ROSTER

Name, Pos.	Years
Charles Barkley, F	1996-00
Toney Douglas, G	2012-13
Moochie Norris, G	1999-04, 2005-06

INDIANA PACERS

DRAFT CHOICES

Year	Rnd	Pick	Name
1986	1	4	Chuck Person, F
2001	2	40	Jamison Brewer, G

ALL-TIME ROSTER

Name, Pos.	Years
Jamison Brewer, G	2001-04
Marquis Daniels, F	2006-09
Chuck Person, F	1986-92

LOS ANGELES CLIPPERS

DRAFT CHOICES

Year	Rnd	Pick	Name
1978	7	133	Stan Pietkiewicz, G

ALL-TIME ROSTER

Name, Pos.	Years
Mamadou N'Diaye, C	2004-05
Stan Pietkiewicz, G	1978-81

LOS ANGELES LAKES

DRAFT CHOICES

Year	Rnd	Pick	Name
1963	4	34	Layton Johns, C
1987	6	138	Frank Ford, G

ALL-TIME ROSTER

Name, Pos. Years
 Myles Patrick, F 1980-81

MEMPHIS GRIZZLIES

ALL-TIME ROSTER

Name, Pos. Years
 Moochie Nooris, G 1996-97*
 Wesley Person, G/F 2002-04
 *-played for the Vancouver Grizzlies

MIAMI HEAT

ALL-TIME ROSTER

Name, Pos. Years
 Toney Douglas, G 2013-14
 Wesley Person, G/F 2004-05

MILWAUKEE BUCKS

DRAFT CHOICES

Year	Rnd	Pick	Name
1988	3	63	Mike Jones, F

ALL-TIME ROSTER

Name, Pos. Years
 Marquis Daniels, G/F 2012-13

MINNESOTA TIMBERWOLVES

ALL-TIME ROSTER

Name, Pos. Years
 Chuck Person, F 1992-94

NEW ORLEANS PELICANS

ALL-TIME ROSTER

Name, Pos. Years
 Moochie Norris, G 2005-06

NEW YORK KNICKS

DRAFT CHOICES

Year	Rnd	Pick	Name
1960	12	82	Henry Hart, G
1966	4	31	Lee DeFore, F

ALL-TIME ROSTER

Name, Pos. Years
 Jamison Brewer, G 2004-05
 Toney Douglas, G 2009-12
 Moochie Norris, G 2003-05

OKLAHOMA CITY THUNDER

DRAFT CHOICES

Year	Rnd	Pick	Name
1981*	6	122	Earl Banks, F

*Seattle SuperSonics

ALL-TIME ROSTER

Name, Pos. Years
 Eddie Johnson, G 1986-87*
 Moochie Norris, G 1998-99*
 Chuck Person, F 1999-00*
 *-played with Seattle SuperSonics

ORLANDO MAGIC

ALL-TIME ROSTER

Name, Pos. Years
 Pat Burke, C 2002-03

PHILADELPHIA 76ERS

DRAFT CHOICES

Year	Rnd	Pick	Name
1984	1	5	Charles Barkley, F

ALL-TIME ROSTER

Name, Pos. Years
 Charles Barkley, F 1984-92

PHOENIX SUNS

DRAFT CHOICES

Year	Rnd	Pick	Name
1994	1	23	Wesley Person, G/F

ALL-TIME ROSTER

Name, Pos. Years
 Charles Barkley, F 1992-96
 Pat Burke, C 2006-07
 Chris Morris, F/G 1998-99
 Wesley Person, G/F 1994-97
 Aaron Swinson, F 1994-95

PORTLAND TRAIL BLAZERS

DRAFT CHOICES

Year	Rnd	Pick	Name
1976	5	73	Gary Redding, F

ALL-TIME ROSTER

Name, Pos. Years
 Wesley Person, G/F 2003-04

SACRAMENTO KINGS

DRAFT CHOICES

Year	Rnd	Pick	Name
1971*	2	21	John Mengelt, SG
1984*	9	193	Greg Turner, F/C

*Kansas City Kings

ALL-TIME ROSTER

Name, Pos. Years
 Toney Douglas, G 2012-13
 John Mengelt, G 1971-73*
 *-played for the Cincinnati Royals & Kansas City-Omaha Kings

SAN ANTONIO SPURS

DRAFT CHOICES

Year	Rnd	Pick	Name
1983	2	35	Darrell Lockhart, C

ALL-TIME ROSTER

Name, Pos. Years
 Darrell Lockhart, C 1983-84
 Mike Mitchell, F 1982-88
 Chuck Person, F 1994-98

TORONTO RAPTORS

ALL-TIME ROSTER

Name, Pos. Years
 Mamadou N'Diaye, C 2000-03

UTAH JAZZ

DRAFT CHOICES

Year	Rnd	Pick	Name
1981	8	165	Bobby Cattage, F
1983	10	211	Odell Mosteller, G

ALL-TIME ROSTER

Name, Pos. Years
 Bobby Cattage, F 1981-82
 Chris Morris, F/G 1995-98

WASHINGTON WIZARDS

DRAFT CHOICES

Year	Rnd	Pick	Name
1965*	4	21	Joe Newton, C
1980**	8	170	Rich Valavicius

*Baltimore Bullets **Washington Bullets

AUBURN INFORMATION

CREDENTIALS

Please contact Cody Voga (voga@auburn.edu) in the Auburn Communications office at least 24 hours prior to the game.

INTERVIEW POLICY

Coach Pearl, assistant coaches and selected athletes are available for phone and personal interviews by contacting Cody Voga in the communications office. Postgame interviews with Coach Pearl and requested players will be conducted in the media room of Auburn Arena following a brief cooling-off period. Practices are open, however, media wishing to attend are asked to notify Cody Voga at least one day in advance.

GAME DAY SERVICES

Notes for both teams and gameday programs will be provided prior to the game. Stats will be handed out after the game. Wireless internet is available in the media room; ask Cody Voga for the password.

WEEKLY PRESS CONFERENCE

Head coach Bruce Pearl will conduct press conferences throughout the season. Media members should contact the communications office for accurate dates and times. Video of the press conference will stream live on Facebook at www.facebook.com/AuburnMBB.

SEC TELECONFERENCE

The SEC Conference conducts weekly interviews with every league head coach throughout the season. Bruce Pearl's scheduled time is from 11:03-11:07 a.m. CT each week. Contact Craig Pinkerton (CPinkerton@sec.org) in the SEC office for the appropriate phone number and for the entire lineup of coaches' times. Schedule: January 3, 14, 24; February 4, 18; March 4, 11, 18.

VIDEO SERVICES

FTP feeds of selected Auburn basketball highlights are available for the media. A number of studio and satellite services may be arranged for electronic media by contacting Jeff Hanel (jah0109@auburn.edu) in the Auburn video services office.

PHOTO SERVICES

For photos of Auburn basketball or anything pertaining to Auburn Athletics, contact photographer Wade Rackley (wwr0004@auburn.edu).

COMMUNICATIONS

Kirk Sampson _____ Associate AD/Communications
 Cody Voga _____ Assistant Director/Communications (MBB)
 Phone _____ 334-750-9023
 Email _____ voga@auburn.edu
 Mailing Address _____ Auburn Athletics Communications
 _____ Auburn Athletics Complex
 _____ 392 South Donahue Drive
 _____ Auburn, AL 36849
 Main Office Phone _____ 334-844-9800
 Twitter/Instagram _____ @AuburnMBB
 Facebook _____ /AuburnMBB
 Hashtags _____ #WarEagle • #UnfinishedBusiness

AUBURN

SPORTS NETWORK

The Auburn Sports Network is the radio division of Auburn Sports Properties and provides coverage throughout the state of Alabama and portions of Georgia, Florida, Tennessee, and Mississippi with its almost 50 station radio network. Fans can also hear the broadcasts nationwide and globally via SiriusXM Satellite Radio, Auburn's exclusive TuneIn radio channel and online at www.AuburnTigers.com.



Play-by-Play Rod Bramblett (R) and Color Analyst Sonny Smith (L)

2018-19 AUBURN BASKETBALL RADIO AFFILIATES

City	Affiliate	Frequency
Abbeville	WESZ	98.7 FM
Alexander City	WKGA	97.5 FM
Andalusia	WAAO	93.7 FM
Auburn	WTGZ	93.9 FM
Birmingham	WZRR	99.5 FM
Centre	WEIS	100.5 FM / 990 AM
Columbus, GA	WHAL	94.7 FM / 1460 AM
Conway, AR	KASR	92.7 FM
Cullman	WKUL	92.1 FM
Demopolis	WXAL	1400 AM
Dothan	WESP	102.5 FM
Evergreen	WPPG	101.1 FM
Florence	WSBM	1340 AM
Foley	WHEP	92.5 FM / 1310 AM
Gadsden	WTDR	99.3 FM / 1350 AM
Greenville	WQZX	94.3 FM
Fort Payne	WZOB	1250 AM
Guntersville	WTWX	95.9 FM
Hackleburg	WFMH	95.5 FM
Huntsville	WBHP	102.5 FM / 1230 AM
Mobile	WAVH	106.5 FM
Montgomery	WLWI	92.3 FM
Moulton	MALW	98.3 FM
Nashville	WBUZ	94.9 FM
Oxford	WTDR	92.7 FM
Pensacola, FL	WTKE	1490 AM
Roanoke	WELR	102.3 FM
Scottsboro	WWIC	1050 AM
Selma	WHBB	1490 AM
Thomasville	WJDB	95.5 FM
Tuscaloosa	WZRR	99.5 FM
Vernon	WJEC	106.5 FM

2018-19 OPPONENT INFORMATION

Arizona - Nov. 21*

Location _____ Tucson, Ariz.
 Nickname _____ Wildcats
 Conference _____ Pac-12
 Enrollment _____ 35,123
 Arena _____ McKale Memorial Center
 Capacity _____ 14,545
 2017-18 Record _____ 27-8
 2017-18 Conf. Record _____ 14-4
 Postseason _____ NCAA First Round
 Head Coach _____ Sean Miller
 Media Contact _____ Matt Ensor
 Phone _____ 520-621-0916
 Email _____ mensor@email.arizona.edu
 Website _____ www.arizonawildcats.com

Gonzaga - Nov. 21*

Location _____ Spokane, Wash.
 Nickname _____ Bulldogs
 Conference _____ West Coast
 Enrollment _____ 7,501
 Arena _____ McCarthey Athletic Center
 Capacity _____ 6,000
 2017-18 Record _____ 32-5
 2017-18 Conf. Record _____ 17-1
 Postseason _____ NCAA Sweet 16
 Head Coach _____ Mark Few
 Media Contact _____ Barrett Henderson
 Phone _____ 509-313-6373
 Email _____ hendersonb@gonzaga.edu
 Website _____ www.gozags.com

Mississippi College - Nov. 14

Location _____ Clinton, Miss.
 Nickname _____ Choctaws
 Conference _____ Gulf South (D-II)
 Enrollment _____ 3,242
 Arena _____ AE Wood Coliseum
 Capacity _____ 3,400
 2017-18 Record _____ 9-16
 2017-18 Conf. Record _____ 6-14
 Postseason _____ -
 Head Coach _____ Don Lofton
 Media Contact _____ David Nichols
 Phone _____ 601-925-3234
 Email _____ nichols@mc.edu
 Website _____ www.gochoctaws.edu

North Florida - Dec. 29

Location _____ Jacksonville, Fla.
 Nickname _____ Ospreys
 Conference _____ Atlantic Sun
 Enrollment _____ 15,839
 Arena _____ UNF Arena
 Capacity _____ 6,300
 2017-18 Record _____ 14-19
 2017-18 Conf. Record _____ 7-7
 Postseason _____ -
 Head Coach _____ Matthew Driscoll
 Media Contact _____ Brian Morgan
 Phone _____ 904-620-4027
 Email _____ b.morgan@unf.edu
 Website _____ www.unfospreys.com

Dayton - Dec. 8

Location _____ Dayton, Ohio
 Nickname _____ Flyers
 Conference _____ Atlantic 10
 Enrollment _____ 8,499
 Arena _____ UD Arena
 Capacity _____ 13,409
 2017-18 Record _____ 14-17
 2017-18 Conf. Record _____ 8-10
 Postseason _____ -
 Head Coach _____ Anthony Grant
 Media Contact _____ Doug Hauschild
 Phone _____ 937-229-4390
 Email _____ dhauschild1@udayton.edu
 Website _____ www.daytonflyers.com

Illinois - Nov. 21*

Location _____ Champaign, Ill.
 Nickname _____ Fighting Illini
 Conference _____ Big Ten
 Enrollment _____ 47,826
 Arena _____ State Farm Center
 Capacity _____ 15,500
 2017-18 Record _____ 14-18
 2017-18 Conf. Record _____ 4-14
 Postseason _____ -
 Head Coach _____ Brad Underwood
 Media Contact _____ Derrick Burson
 Phone _____ 217-766-7315
 Email _____ burson@illinois.edu
 Website _____ www.fightingillini.com

Murray State - Dec. 22

Location _____ Murray, Ky.
 Nickname _____ Racers
 Conference _____ Ohio Valley
 Enrollment _____ 10,495
 Arena _____ CFSB Center
 Capacity _____ 5,500
 2017-18 Record _____ 26-6
 2017-18 Conf. Record _____ 16-2
 Postseason _____ NCAA First Round
 Head Coach _____ Matt McMahon
 Media Contact _____ Dave Winder
 Phone _____ 270-809-4271
 Email _____ dwinder@murraystate.edu
 Website _____ www.goracers.com

Saint Peter's - Nov. 28

Location _____ Jersey City, N.J.
 Nickname _____ Peacocks
 Conference _____ Metro Atlantic
 Enrollment _____ 2,637
 Arena _____ Yanitelli Recreational Life Center
 Capacity _____ 3,200
 2017-18 Record _____ 14-18
 2017-18 Conf. Record _____ 6-12
 Postseason _____ -
 Head Coach _____ Shaheen Holloway
 Media Contact _____ Hamilton Cook Jr.
 Phone _____ 201-761-7316
 Email _____ hcook@saintpeters.edu
 Website _____ www.saintpeterspeacocks.com

Duke - Nov. 20*

Location _____ Durham, N.C.
 Nickname _____ Blue Devils
 Conference _____ Atlantic Coast
 Enrollment _____ 6,692
 Arena _____ Cameron Indoor Stadium
 Capacity _____ 9,314
 2017-18 Record _____ 29-8
 2017-18 Conf. Record _____ 23-5
 Postseason _____ NCAA Elite Eight
 Head Coach _____ Mike Krzyzewski
 Media Contact _____ Mike DeGeorge
 Phone _____ 919-684-1712
 Email _____ michael.degeorge@duke.edu
 Website _____ www.goduke.com

Iowa State - Nov. 21*

Location _____ Ames, Iowa
 Nickname _____ Cyclones
 Conference _____ Big 12
 Enrollment _____ 34,992
 Arena _____ Hilton Coliseum
 Capacity _____ 14,356
 2017-18 Record _____ 13-18
 2017-18 Conf. Record _____ 4-14
 Postseason _____ -
 Head Coach _____ Steve Prohm
 Media Contact _____ Matt Shoultz
 Phone _____ 515-294-1393
 Email _____ mshoultz@iastate.edu
 Website _____ www.cyclones.com

NC State - Dec. 19

Location _____ Raleigh, N.C.
 Nickname _____ Wolfpack
 Conference _____ Atlantic Coast
 Enrollment _____ 32,113
 Arena _____ PNC Arena
 Capacity _____ 19,772
 2017-18 Record _____ 21-12
 2017-18 Conf. Record _____ 11-7
 Postseason _____ NCAA First Round
 Head Coach _____ Kevin Keatts
 Media Contact _____ Craig Hammel
 Phone _____ 919-746-9894
 Email _____ cwhamme2@ncsu.edu
 Website _____ www.gopack.com

San Diego State - Nov. 20*

Location _____ San Diego, Calif.
 Nickname _____ Aztecs
 Conference _____ Mountain West
 Enrollment _____ 34,228
 Arena _____ Viejas Arena
 Capacity _____ 12,414
 2017-18 Record _____ 22-11
 2017-18 Conf. Record _____ 11-7
 Postseason _____ NCAA First Round
 Head Coach _____ Brian Dutcher
 Media Contact _____ Mike May
 Phone _____ 619-594-5547
 Email _____ mmay@sdsu.edu
 Website _____ www.goaztecs.com

South Alabama - Nov. 6

Location _____ Mobile, Ala.
 Nickname _____ Jaguars
 Conference _____ Sun Belt
 Enrollment _____ 16,699
 Arena _____ Mitchell Center
 Capacity _____ 10,041
 2017-18 Record _____ 14-18
 2017-18 Conf. Record _____ 7-11
 Postseason _____ -
 Head Coach _____ Richie Riley
 Media Contact _____ Matt Horne
 Phone _____ 251-414-8184
 Email _____ mhorne@southalabama.edu
 Website _____ www.usajaguars.com

UNC Asheville - Dec. 4

Location _____ Asheville, N.C.
 Nickname _____ Bulldogs
 Conference _____ Big South
 Enrollment _____ 3,806
 Arena _____ Kimmel Arena
 Capacity _____ 3,400
 2017-18 Record _____ 21-13
 2017-18 Conf. Record _____ 13-5
 Postseason _____ NIT First Round
 Head Coach _____ Nick McDevitt
 Media Contact _____ Brian Hand
 Phone _____ 828-250-2392
 Email _____ bhand1@unca.edu
 Website _____ www.uncabulldogs.com

Alabama - Feb. 2, March 5

Location _____ Tuscaloosa, Ala.
 Nickname _____ Crimson Tide
 Conference _____ Southeastern
 Enrollment _____ 32,563
 Arena _____ Coleman Coliseum
 Capacity _____ 15,316
 2017-18 Record _____ 20-16
 2017-18 Conf. Record _____ 8-10
 Postseason _____ NCAA Second Round
 Head Coach _____ Avery Johnson
 Media Contact _____ Aaron Jordan
 Phone _____ 205-348-6084
 Email _____ ajordan@ia.ua.edu
 Website _____ www.rolltide.com

Georgia - Jan. 12, Feb. 27

Location _____ Athens, Ga.
 Nickname _____ Bulldogs
 Conference _____ Southeastern
 Enrollment _____ 28,848
 Arena _____ Stegeman Coliseum
 Capacity _____ 10,523
 2017-18 Record _____ 18-15
 2017-18 Conf. Record _____ 7-11
 Postseason _____ -
 Head Coach _____ Tom Crean
 Media Contact _____ Mike Mobley
 Phone _____ 704-542-9021
 Email _____ mmobley@sports.uga.edu
 Website _____ www.georgiadogs.com

UAB - Dec. 15

Location _____ Birmingham, Ala.
 Nickname _____ Blazers
 Conference _____ Conference USA
 Enrollment _____ 20,902
 Arena _____ Bartow Arena
 Capacity _____ 8,508
 2017-18 Record _____ 20-13
 2017-18 Conf. Record _____ 10-8
 Postseason _____ -
 Head Coach _____ Robert Ehsan
 Media Contact _____ Josh Brunner
 Phone _____ 205-934-0722
 Email _____ brunnerj@uab.edu
 Website _____ www.uabsports.com

Washington - Nov. 9

Location _____ Seattle, Wash.
 Nickname _____ Huskies
 Conference _____ Pac-12
 Enrollment _____ 31,331
 Arena _____ Alaska Airlines Arena
 Capacity _____ 10,000
 2017-18 Record _____ 21-13
 2017-18 Conf. Record _____ 10-8
 Postseason _____ NIT Second Round
 Head Coach _____ Mike Hopkins
 Media Contact _____ Ashley Walker
 Phone _____ 206-240-3899
 Email _____ awalker1@uw.edu
 Website _____ www.gohuskies.com

Arkansas - Feb. 20

Location _____ Fayetteville, Ark.
 Nickname _____ Razorbacks
 Conference _____ Southeastern
 Enrollment _____ 27,558
 Arena _____ Bud Walton Arena
 Capacity _____ 19,200
 2017-18 Record _____ 23-12
 2017-18 Conf. Record _____ 10-8
 Postseason _____ NCAA First Round
 Head Coach _____ Mike Anderson
 Media Contact _____ Mike Cawood
 Phone _____ 479-575-3114
 Email _____ tmcawood@uark.edu
 Website _____ www.arkansasrazorbacks.com

Kentucky - Jan. 19, Feb. 23

Location _____ Lexington, Ky.
 Nickname _____ Wildcats
 Conference _____ Southeastern
 Enrollment _____ 22,425
 Arena _____ Rupp Arena
 Capacity _____ 23,500
 2017-18 Record _____ 26-11
 2017-18 Conf. Record _____ 10-8
 Postseason _____ NCAA Sweet 16
 Head Coach _____ John Calipari
 Media Contact _____ Eric Lindsey
 Phone _____ 859-257-8429
 Email _____ eric.lindsey@uky.edu
 Website _____ www.ukathletics.com

UNC Asheville - Dec. 4

Location _____ Asheville, N.C.
 Nickname _____ Bulldogs
 Conference _____ Big South
 Enrollment _____ 3,806
 Arena _____ Kimmel Arena
 Capacity _____ 3,400
 2017-18 Record _____ 21-13
 2017-18 Conf. Record _____ 13-5
 Postseason _____ NIT First Round
 Head Coach _____ Nick McDevitt
 Media Contact _____ Brian Hand
 Phone _____ 828-250-2392
 Email _____ bhand1@unca.edu
 Website _____ www.uncabulldogs.com

Xavier - Nov. 19

Location _____ Cincinnati, Ohio
 Nickname _____ Musketeers
 Conference _____ Big East
 Enrollment _____ 2,293
 Arena _____ Cintas Center
 Capacity _____ 10,250
 2017-18 Record _____ 29-6
 2017-18 Conf. Record _____ 15-3
 Postseason _____ NCAA Second Round
 Head Coach _____ Travis Steele
 Media Contact _____ Tom Eiser
 Phone _____ 513-745-3124
 Email _____ eiser@xavier.edu
 Website _____ www.goxavier.com

Florida - Feb. 5

Location _____ Gainesville, Fla.
 Nickname _____ Gators
 Conference _____ Southeastern
 Enrollment _____ 35,247
 Arena _____ Stephen C. O'Connell Center
 Capacity _____ 10,133
 2017-18 Record _____ 21-13
 2017-18 Conf. Record _____ 11-7
 Postseason _____ NCAA Second Round
 Head Coach _____ Mike White
 Media Contact _____ Denver Parler
 Phone _____ 352-375-6135
 Email _____ DenverP@gators.ufl.edu
 Website _____ www.floridagators.com

LSU - Feb. 9

Location _____ Baton Rouge, La.
 Nickname _____ Tigers
 Conference _____ Southeastern
 Enrollment _____ 30,863
 Arena _____ Pete Maravich Assembly Center
 Capacity _____ 13,215
 2017-18 Record _____ 18-15
 2017-18 Conf. Record _____ 8-10
 Postseason _____ NIT Second Round
 Head Coach _____ Will Wade
 Media Contact _____ Kent Lowe
 Phone _____ 225-578-8226
 Email _____ clowe@lsu.edu
 Website _____ www.lsusports.net

Mississippi State - Jan. 26, March 2

Location _____ Starkville, Miss.
 Nickname _____ Bulldogs
 Conference _____ Southeastern
 Enrollment _____ 18,312
 Arena _____ Humphrey Coliseum
 Capacity _____ 10,575
 2017-18 Record _____ 25-12
 2017-18 Conf. Record _____ 9-9
 Postseason _____ NIT Semifinals
 Head Coach _____ Ben Howland
 Media Contact _____ Matt Dunaway
 Phone _____ 662-325-3595
 Email mdunaway@athletics.msstate.edu
 Website _____ www.hailstate.com

South Carolina - Jan. 22

Location _____ Columbia, S.C.
 Nickname _____ Gamecocks
 Conference _____ Southeastern
 Enrollment _____ 26,362
 Arena _____ Colonial Life Arena
 Capacity _____ 18,000
 2017-18 Record _____ 17-16
 2017-18 Conf. Record _____ 7-11
 Postseason _____ -
 Head Coach _____ Frank Martin
 Media Contact _____ Emily Miles
 Phone _____ 803-777-4202
 Email efeeney@mailbox.sc.edu
 Website www.gamecocksonline.com

Vanderbilt - Feb. 16

Location _____ Nashville, Tenn.
 Nickname _____ Commodores
 Conference _____ Southeastern
 Enrollment _____ 12,592
 Arena _____ Memorial Gymnasium
 Capacity _____ 14,316
 2017-18 Record _____ 12-20
 2017-18 Conf. Record _____ 6-12
 Postseason _____ -
 Head Coach _____ Bryce Drew
 Media Contact _____ Andy Boggs
 Phone _____ 615-343-3312
 Email andy.boggs@vanderbilt.edu
 Website www.vucommodores.com

Missouri - Jan. 30

Location _____ Columbia, Mo.
 Nickname _____ Tigers
 Conference _____ Southeastern
 Enrollment _____ 30,870
 Arena _____ Mizzou Arena
 Capacity _____ 15,061
 2017-18 Record _____ 20-13
 2017-18 Conf. Record _____ 10-8
 Postseason _____ NCAA First Round
 Head Coach _____ Cuonzo Martin
 Media Contact _____ R.J. Layton
 Phone _____ 573-882-7826
 Email laytonr@missouri.edu
 Website www.mutigers.com

Tennessee - March 9

Location _____ Knoxville, Tenn.
 Nickname _____ Volunteers
 Conference _____ Southeastern
 Enrollment _____ 22,139
 Arena _____ Thompson-Boling Arena
 Capacity _____ 21,678
 2017-18 Record _____ 26-9
 2017-18 Conf. Record _____ 13-5
 Postseason _____ NCAA Second Round
 Head Coach _____ Rick Barnes
 Media Contact _____ Tom Satkowiak
 Phone _____ 865-974-7501
 Email tomsid@tennessee.edu
 Website www.utsports.com

Ole Miss - Jan. 9, Feb. 13

Location _____ Oxford, Miss.
 Nickname _____ Rebels
 Conference _____ Southeastern
 Enrollment _____ 23,800
 Arena _____ Pavilion at Ole Miss
 Capacity _____ 9,500
 2017-18 Record _____ 12-20
 2017-18 Conf. Record _____ 5-13
 Postseason _____ -
 Head Coach _____ Kermit Davis
 Media Contact _____ Adam Kuffner
 Phone _____ 662-915-7031
 Email kuffner@olemiss.edu
 Website www.olemisssports.com

Texas A&M - Jan. 16

Location _____ College Station, Texas
 Nickname _____ Aggies
 Conference _____ Southeastern
 Enrollment _____ 68,825
 Arena _____ Reed Arena
 Capacity _____ 12,989
 2017-18 Record _____ 22-13
 2017-18 Conf. Record _____ 9-9
 Postseason _____ NCAA Sweet 16
 Head Coach _____ Billy Kennedy
 Media Contact _____ Matt Callaway
 Phone _____ 979-862-5443
 Email mcallaway@athletics.tamu.edu
 Website www.12thman.com



MEDIA SPOT CHART

#WAREAGLE • #UNFINISHEDBUSINESS



#0 Horace Spencer
F • Sr.
Philadelphia, Pa.



#1 Jared Harper
G • Jr.
Mableton, Ga.



#2 Bryce Brown
G • Sr.
Stone Mountain, Ga.



#3 Danjel Purifoy
F • Jr.
Centreville, Ala.



#4 Malik Dunbar
G/F • Sr.
North Augusta, S.C.



#5 Chuma Okeke
F • So.
Atlanta, Ga.



#10 Samir Doughty
G • Jr.
Philadelphia, Pa.



#12 J'Von McCormick
G • Jr.
New Orleans, La.



#20 Myles Parker
F • Fr.
Madison, Ala.



#21 Devontae Williams
G • Jr.
Opp, Ala.




#22 Will Macoy
G • Jr.
Birmingham, Ala.




#24 Anfernee McLemore
F • Jr.
Warwick, Ga.



#25 Brett Easterling
G • So.
Tallahassee, Fla.



#41 Cole Blackstock
F • Sr.
Killen, Ala.



#50 Austin Wiley
C • Jr.
Hoover, Ala.



#54 Thomas Collier
F • Jr.
Birmingham, Ala.




Bruce Pearl
Head Coach
5th year at AU • 24th overall



Ira Bowman
Assistant Coach
1st year at AU



Wes Flanigan
Assistant Coach
1st year at AU



Steven Pearl
Assistant Coach
5th year at AU

AUBURN MEN'S BASKETBALL