


# 2007-08 AUBURN BASKETBALL



A U B U R N U N I V E R S I T Y



# 2007-08 AUBURN BASKETBALL

## AUBURN UNIVERSITY

 *Samford Hall*



 *Lowder Business Building*



 *Ralph B. Draughon Library*

AUBURN  
UNIVERSITY

 *Langdon Hall*



AUBURN UNIVERSITY




# 2007-08 AUBURN BASKETBALL

## AUBURN ACADEMICS

Auburn University is committed to maintaining the highest standard of academic excellence. Auburn's academic curriculum is recognized nationally and internationally by leading education publications for its services in preparing students for challenges of the future.

Auburn student-athletes excel because of one of the top student support service programs in the country. Virgil Starks, Associate Athletic Director for Student-Athlete Support Services (SASS) oversees a staff of seven full-time Academic Counselors, a new Learning Specialist and two Eligibility Specialists.



- Tiger CHAMPS/Life Skills
- Academic Counseling
- Tiger Tutor Program
- Eligibility and Learning Specialists
- Student-Athlete Advisory Committee

## CHARLOTTE G. LOWDER STUDENT-ATHLETE DEVELOPMENT CENTER



The Charlotte G. Lowder Student-Athlete Development Center, with 33,000 square feet of dedicated space to students and learning, gives Auburn University the physical infrastructure that allows the ability to implement and expand the array of programs designed to enhance the academic performance of Auburn student-athletes. Located adjacent to the Auburn Athletic Complex, the facility is centrally located for easy access for all Tiger athletic teams.

The goals of the Charlotte G. Lowder Student-Athlete Development Center are to create an opportunity for one-stop learning for all services including academic counseling, life skills and tutorial services; to utilize the technology available to support academic missions; and to create a showplace that honors achievements of student-athletes. In addition, programs are designed to develop leadership skills and a strong, altruistic attitude, which are fundamental characteristics of the Auburn graduate.

Within the walls of the center are the Academic Hall of Honor designed by Auburn student-athletes, two "smart" classrooms with new and innovative technology that hold 50 people per room, seven counselor offices as well as administrative support, the PAW (Promoting Academic Winners) office, Operation Follow-Through, the Student-Athlete Advisory Committee office, 40 four-person tutorial rooms, a library resource area, a soft-study lounge, a 25-station computer classroom, the student "Cantina" for snacks and beverages and the tutor coordinator office.

The construction of the Student-Athlete Development Center was made possible by the generosity of Robert and Charlotte Lowder and from the Lowder Family Foundation.

# 2007-08 AUBURN BASKETBALL STRENGTH & CONDITIONING



A U B U R N U N I V E R S I T Y

# 2007-08 AUBURN BASKETBALL

## SPORTS MEDICINE

### AUBURN ATHLETIC TRAINING

Auburn's Athletic Training Rooms provide expert health care for student-athletes. Auburn student-athletes have access to the latest in sports medicine equipment and rehabilitation equipment.

The Auburn Athletic Training Rooms include a newly-renovated hydro-therapy area which contains a Swim Ex, which is an aquatic therapy system for rehabilitation and training of injuries. The area also houses a controlled filtered hot and cold tank. The water in the tank can be maintained at any temperature.

Mike Roberts, the Director of Sports Medicine, oversees Auburn's training room facilities and directs a staff of 19 certified athletic

trainers. Their experience and expertise contribute to keeping the Tigers healthy and protected during and after their seasons. These athletic trainers teach and work with many student athletic trainers throughout the year.



**A Strength & Rehabilitation Center**

### AUBURN SPORTS MEDICINE

Auburn athletes benefit greatly from the athletic department's association with Auburn Sports Medicine through the Andrews Sports Medicine and Orthopaedic Center and the Lemak Sports Medicine Institute. These organizations help provide primary and orthopaedic health care for Auburn University's student-athletes.

The team includes Auburn team physician Dr. Michael Goodlett and two of the top orthopaedic surgeons in the country. Dr. James Andrews and Dr. Lawrence Lemak. Auburn Sports Medicine began its association with the Auburn University Athletic Department in 1993 and since then, has provided and coordinated health care for all of Auburn University's varsity sports.

Dr. Andrews and Dr. Lemak are founding members of both Alabama Sports Medicine and Orthopaedic Center (ASMOC) and the American Sports Medicine Institute (ASMI). ASMI is involved in research as well as the training of orthopaedic/sports medicine fellows through its fellowship program.

### STRENGTH AND REHABILITATION CENTER

Auburn athletes benefit greatly from the new \$3.5 million, 6288-square foot Strength and Rehabilitation Center that opened in January 2004.

The state-of-the-art facility features a weight room and locker room on the first floor. The second floor houses an X-ray lab, rehabilitation center, physical therapy area, offices for Alabama Sports Medicine and Orthopaedic Center physicians and a research institute directed by Dr. James Andrews (American Sports Medicine Institute) which serves nationally-acclaimed professional athletes as well as Auburn's student-athletes. Rehabilitation services are provided by a physical therapist dedicated to addressing the needs of Auburn's student-athletes.

### ALABAMA SPORTS MEDICINE & ORTHOPAEDIC CENTER PHYSICIANS



**DR. JAMES ANDREWS**  
Orthopaedic Surgeon



**DR. LAWRENCE J. LEMAK**  
Orthopaedic Surgeon



**DR. MICHAEL GOODLETT**  
Team Physician

### AUBURN BASKETBALL ATHLETIC TRAINING STAFF



**MIKE ROBERTS**  
Director of Sports Medicine



**JAROD GRACE**  
Head Basketball Athletic Trainer

# 2007-08 AUBURN BASKETBALL

## NATIONAL MEDIA EXPOSURE

Auburn Basketball is a major player in the national, southeast and statewide media market. National media outlets such as *Sports Illustrated*, *USA Today*, *ESPN*, *ESPN The Magazine*, *CBS*, *The Sporting News*, *ABC*, *Fox Sports Net*, *CNN/Sports Illustrated*, *NBC*, *Basketball Times*, *Basketball News*, *New York Times*, *Newsday*, *Los Angeles Times*, *New York Post*, *New York Daily News*, *Chicago Tribune*, *Washington Post*, *Chicago Sun-Times*, *Indianapolis Star*, *Dallas Morning News* as well as southeastern media outlets like the *Atlanta Journal-Constitution*, *New Orleans Times-Picayune* and the *Orlando Sentinel* cover the Tigers among many others.




This does not even count the largest statewide media contingent in the nation that covers Auburn daily. Statewide news outlets include *The Birmingham News*, *Huntsville Times*, *Mobile Press-Register*, *Montgomery Advertiser*, *Decatur Daily*, *Columbus (Ga.) Ledger-Enquirer*, *Anniston Star*, *Opelika-Auburn News*, *Florence Times-Daily*, *Dothan Eagle*, *Inside the Auburn Tigers* and TV affiliates of *NBC*, *CBS*, *ABC*, *Fox* in cities such as *Birmingham*, *Huntsville*, *Mobile*, *Montgomery* and *Columbus, Ga.*

National talk shows hosted by *Jim Rome*, *ESPN Radio* and *One-on-One Sports*, as well as sports talk shows throughout the nation, southeast and state cover the Tigers each year.



Auburn All-American Charles Barkley was a guest analyst on ESPN's *College GameDay* with Chris Fowler on Oct. 2, 2004.



ESPN's Dick Vitale shoots free throws prior to announcing #4 Auburn's 66-63 victory over #20 Kentucky Jan. 11, 2000, in Auburn.

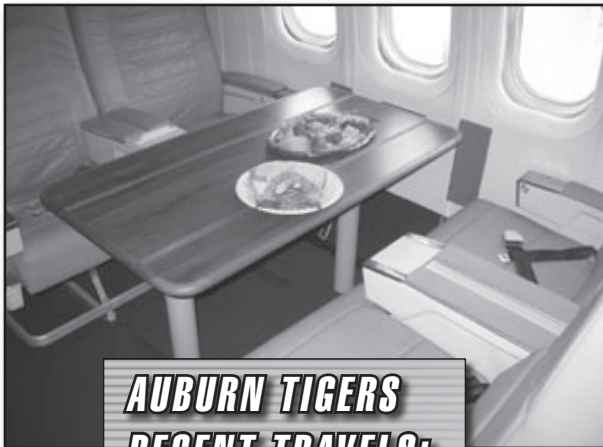


Former Auburn Heisman Trophy winner, Bo Jackson, poses with the 2000 Auburn Tigers.



# 2007-08 AUBURN BASKETBALL TIGERS TRAVEL

The Auburn Tigers travel in first-class style on chartered jets that fly into and out of Auburn directly to and from visiting sites. This allows the Tigers to attend a maximum amount of class time and study hall. Auburn basketball student-athletes have the maximum access towards their academic and athletic goals.



## **AUBURN TIGERS RECENT TRAVELS:**

- Cancun, Mexico (2007)
- Puerto Rico (2004, 2002, 1999, 1995)
- Hawaii (1998, 1996)
- Madrid, Spain (2001)
- Paris, France (1997)
- Amsterdam, Netherlands (1997)
- Paderborn, Germany (1997)





**Mamadou N'diaye**

# TIGERS IN



**Mike Mitchell**




**Eddie Johnson**




**Marquis Daniels**

## AUBURN'S NBA DRAFT CHOICES

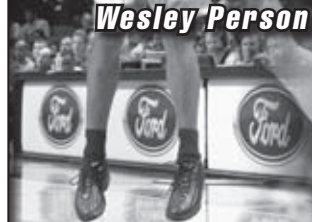
Year	Player	Team (Round)
2001	Jamison Brewer	Indiana Pacers (2nd, 41st)
2000	Mamadou N'diaye	Denver Nuggets (1st, 26th)
	Chris Porter	Golden State Warriors (2nd, 55th)
1996	Moochie Norris	Milwaukee Bucks (2nd, 32nd)
1994	Wesley Person	Phoenix Suns (1st, 23rd)
1988	Chris Morris	New Jersey Nets (1st, 4th)
	Mike Jones	Milwaukee Bucks (3rd)
	Jeff Moore	Charlotte Hornets (3rd)
1987	Frank Ford	Los Angeles Lakers (6th)
	Gerald White	Dallas Mavericks (7th)
1986	Chuck Person	Indiana Pacers (1st, 4th)
1984	Charles Barkley	Philadelphia 76ers (1st, 5th)
	Greg Turner	Kansas City Kings (9th)
1983	Darrell Lockhart	San Antonio Spurs (2nd)
	Odell Mosteller	Utah Jazz (10th)
1981	Earl Banks	Seattle SuperSonics (6th)
	Bobby Cattage	Utah Jazz (8th)
1980	Rich Valavicius	Washington Bullets (7th)
1979	Rich Valavicius	Houston Rockets (8th)
1978	Mike Mitchell	Cleveland Cavaliers (1st)
	Stan Pietkiewicz	Buffalo Braves (10th)
1977	Eddie Johnson	Atlanta Hawks (3rd)
1976	Gary Redding	Portland Trail Blazers (5th)
1973	Jim Retseck	Golden State Warriors (3rd)
1972	Henry Harris	Houston Rockets (8th)
1971	John Mengelt	Cincinnati Royals (2nd)
1966	Lee DeFore	New York Knicks (4th)
1965	Joe Newton	Baltimore Bullets (4th)
1963	Layton Johns	Los Angeles Lakers (4th)
1960	Henry Hart	New York Knicks (12th)



**Jamison Brewer**



**Moochie Norris**



**Wesley Person**




**Charles Barkley**



**Adam Harrington**



**Pat Burke**



**Bobby Cattage**



# THE NBA

## TIGERS IN THE NBA



*Darrell Lockhart*

*Stan Pietkiewicz*

**Charles Barkley, F**

Philadelphia 76ers, 1984-92  
Phoenix Suns, 1992-96  
Houston Rockets, 1996-2000

**Jamison Brewer, G**

Indiana Pacers, 2001-04  
New York Knicks, 2004-06

**Pat Burke, C**

Orlando Magic, 2002-03  
Phoenix Suns, 2006

**Bobby Cattage, C**

Utah Jazz, 1981-82  
New Jersey Nets, 1985-86

**Marquis Daniels, G**

Dallas Mavericks, 2003-06  
Indiana Pacers, 2007

**Adam Harrington, G**

Dallas Mavericks, 2002-03  
Denver Nuggets, 2003

**Eddie Johnson, G**

Atlanta Hawks, 1977-86  
Cleveland Cavaliers, 1985-86  
Sacramento Kings, 1986-87  
Seattle SuperSonics, 1986-87

**Darrell Lockhart, F**

San Antonio Spurs, 1983-84

**John Mengelt, G**

Kansas City-Omaha Kings, 1971-72  
Detroit Pistons, 1972-76  
Chicago Bulls, 1976-80  
Golden State Warriors, 1980-81

**Mike Mitchell, F**

Cleveland Cavaliers, 1978-82  
San Antonio Spurs, 1981-88, 89-90

**Chris Morris, F**

New Jersey Nets, 1988-95  
Utah Jazz, 1995-98  
Phoenix Suns, 1998-2000

**Mamadou N'diaye, C**

Denver Nuggets, 2000  
Toronto Raptors, 2000-04  
Dallas Mavericks, 2004  
Atlanta Hawks, 2004  
Los Angeles Clippers, 2005  
Los Angeles Lakers, 2007

**Moochie Norris, G**

Milwaukee Bucks, 1996-97  
Vancouver Grizzlies, 1996-97  
Seattle SuperSonics, 1998-1999  
Houston Rockets, 1999-2005  
New York Knicks, 2004-06

**Myles Patrick, C-F**

Los Angeles Lakers, 1980-81

**Chuck Person, F**

Indiana Pacers, 1986-92  
Minnesota Timberwolves, 1992-94  
San Antonio Spurs, 1994-98  
Charlotte Hornets, 1998-99  
Seattle SuperSonics 1999-2000

**Wesley Person, G**

Phoenix Suns, 1994-97  
Cleveland Cavaliers, 1997-2002  
Memphis Grizzlies, 2002-04  
Portland Trail Blazers, 2004  
Atlanta Hawks, 2004  
Miami Heat, 2004-05  
Denver Nuggets, 2005

**Stan Pietkiewicz, G**

San Diego Clippers, 1978-81

**Chris Porter, F**

Golden State Warriors, 2000-01

**Aaron Swinson, F**

Phoenix Suns, 1994-95

*Chris Porter*

*Chris Morris*

*Myles Patrick*


*Aaron Swinson*

*Chuck Person*

*John Mengelt*

# 2007-08 AUBURN BASKETBALL

## BEARD-EAVES-MEMORIAL-COLISEUM



AUBURN UNIVERSITY

# 2007-08 AUBURN BASKETBALL TRADITIONS



According to fable, sports and the cry of "War Eagle" came to Auburn the same day.

It was February 20, 1892, the day Auburn and Georgia met in the first game of the longest continuous football rivalry in the Deep South.

The story actually began before that. That first Auburn-Georgia game was only the culmination. It began in 1864 at the Battle of the Wilderness in Virginia.

An Auburn student had gone off to fight with Robert E. Lee and the Confederate troops. He was with them on the worst day of the long and fierce battle.

He was wounded, and when the armies retreated to their respective lines, he was left on the battle field for dead. When he regained consciousness, there were only two living things as far as he could see, himself and a baby eagle.

Brought together by their common bond of misery, the soldier took the wounded bird with him and nursed him back to health. When he returned to Auburn after the war, the eagle came with him.

The student-turned-soldier came back to Auburn and ultimately became a member of the faculty. He was there that day in Atlanta's Piedmont Park when Auburn and Georgia met in what would now be called "The Game of the Century." As usual, the eagle--called War Eagle because of the circumstances under which he was found--was there with him.

When Auburn scored the first touchdown the old eagle broke free from its master and began to soar above the field. Auburn people looked skyward, saw the familiar figure, and shouted "War Eagle."

At the end of the game which Auburn won 10-0, the old eagle collapsed and died, presumably having given his all in pursuit of victory for Auburn. War Eagle's body may have died that day, but his spirit lives forever in the hearts of Auburn people who love to stand and shout "War-r-r-r Eagle" long into the night following an Auburn victory.

The facts of this fable cannot be authenticated, but it makes a good story and is the one most used to describe how the "War Eagle" battle cry became associated with Auburn teams.

Auburn teams are known as "The Auburn Tigers," but the cry of Auburn faithful is ever the same: "War-r-r-r Eagle!"

Auburn University's icon, War Eagle VI, won a place in the hearts of college fans across the country, as she gracefully soared in the stadium and arena before each home game. The 27-year-old golden eagle is a proud representation of the Auburn spirit.

Tiger's role is to help promote wildlife conservation as a part of the conservation education efforts of Auburn's Raptor Center, where she is housed by permission of the U.S. Fish and Wildlife Service. Tiger was rescued in the mid-1980s by the Fish and Wildlife Service from an illegal breeding operation in Missouri.

Perhaps the biggest recognition the Raptor Center has received was during the Opening Ceremonies of the 2002 Winter Olympics in Salt Lake City, Utah, when Tiger flew across the ice in front of thousands in the stadium and billions of television viewers worldwide. After her outstanding performance, Tiger was also featured on NBC's Today Show.




**WHERE THE CHAMPIONS PLAY**


**IAU Jordan-Hare Stadium**



**IAU Beard-Eaves-Memorial Coliseum**



# AUBURN'S CHAMPIONSHIP



**IAU Auburn Univ. Club at Yarbrough Farms**  
*(one of seven home courses)*




**IAU Hitchcock Field at Plainsman Park**



**IAU Beard-Eaves-Memorial Coliseum**



**IAU Hutsell-Rosen Track**



***Luther Young Tennis Center***



***McWhorter Center***

# ***FACILITIES***



***James E. Martin Aquatic Center***



***John H. Watson Fieldhouse***



***Jane B. Moore Field***



***Auburn University Soccer Complex***

# 2007-08 AUBURN BASKETBALL

## TIGERS IN THE OLYMPICS



**A Charles Barkley**

### **OLYMPICS**

Charles Barkley (1992, 1996)

### **U-22 WORLD CHAMPIONSHIP**

Wesley Person (1993)

### **WORLD UNIVERSITY GAMES**

Mamadou N'diaye (1998), Senegal  
 Pat Burke (1993, 1995), Ireland  
 Chuck Person (1985)  
 Charles Barkley (1983)  
 John Mengelt (1970)

### **U.S. OLYMPIC FESTIVAL**

Wesley Person (1991)  
 Chris Morris (1985)  
 Charles Barkley (1982)

### **JUNIOR WORLD CHAMPIONSHIP**

Wesley Person (1991)



**A Wesley Person**



### **1992 UNITED STATES OLYMPIC GOLD MEDAL BASKETBALL TEAM**

First Row (l to r): David Fischer, Team Physician; Scottie Pippen; Christian Laettner; Patrick Ewing; Chuck Daly, Head Coach; David Robinson; Karl Malone; Charles Barkley. Second Row (l to r): Mike Krzyzewski, Assistant Coach; Lenny Wilkens, Assistant Coach; Michael Jordan; Larry Bird; Earvin Johnson; Chris Mullin; Clyde Drexler; John Stockton; P.J. Carlesimo, Assistant Coach; Ed Lacerre, Athletic Trainer.



### **1996 UNITED STATES OLYMPIC GOLD MEDAL BASKETBALL TEAM**

Front Row (l to r): Bobby Cremins, assistant coach; Jerry Sloan, assistant coach; Karl Malone; Lenny Wilkens, head coach; Charles Barkley; Clem Haskins, assistant coach. Middle Row (l to r): Gary Payton; Reggie Miller; Scottie Pippen; Anfernee Hardaway. Back Row (l to r): David Robinson; Mitch Richmond; Hakeem Olajuwon; John Stockton; Grant Hill; Shaquille O'Neal.



# 2007-08 AUBURN BASKETBALL

## AUBURN UNIVERSITY

### LOVELACE ATHLETIC MUSEUM AND HALL OF HONOR

The primary goal of the Jonathan Bell Lovelace Athletic Museum and Hall of Honor is to preserve, interpret and exhibit the great athletes, teams, coaches and administrators who embody the true spirit of Auburn University.

Immediately upon entering the museum, visitors see an exciting splash of video images, athletic highlights and events which will stir the spirit and pride shared by Auburn people. Visitors see how the tradition of sports at Auburn has transcended generations of athletes, alumni, faculty and staff. Detailed presentations of all Auburn sports are displayed in the "History of Auburn Athletics" exhibit.

A primary theme of the museum is the celebration of the "Auburn Spirit." The "Traditions Gallery" gives visitors an inside look at the cultures and subcultures of Auburn, the development of its spirit, and the passionate feelings for its history shared by Auburn people.

Visitors begin their exploration of the "Traditions of Auburn" with a trip to Toomer's Corner, a central element in this tradition-rich culture. Across the street



Auburn standout Charles Barkley, who is seen with Athletic Director Emeritus David Housel, is depicted in a life-size figure in back.



Auburn's decorated basketball history is seen throughout the museum.



A special kiosk dedicated to Auburn's 1998-99 SEC Championship season at the entrance of the museum.



The history of all Auburn sports, past and present, are represented in individual display cases.

from Toomer's, visitors see the "rolled" tree -- a rallying point for Auburn people. Visitors are also able to experience the perspective of the Auburn player as they proceed down the Tiger Walk.

Visitors get to know Auburn athletes from the training table to the playing field to the Olympic Games. Emphasis is placed on the long hours of training, studying and preparation it takes to develop a champion athlete and a championship program.

The museum is named after Jonathan Bell Lovelace, who served as a manager on Mike

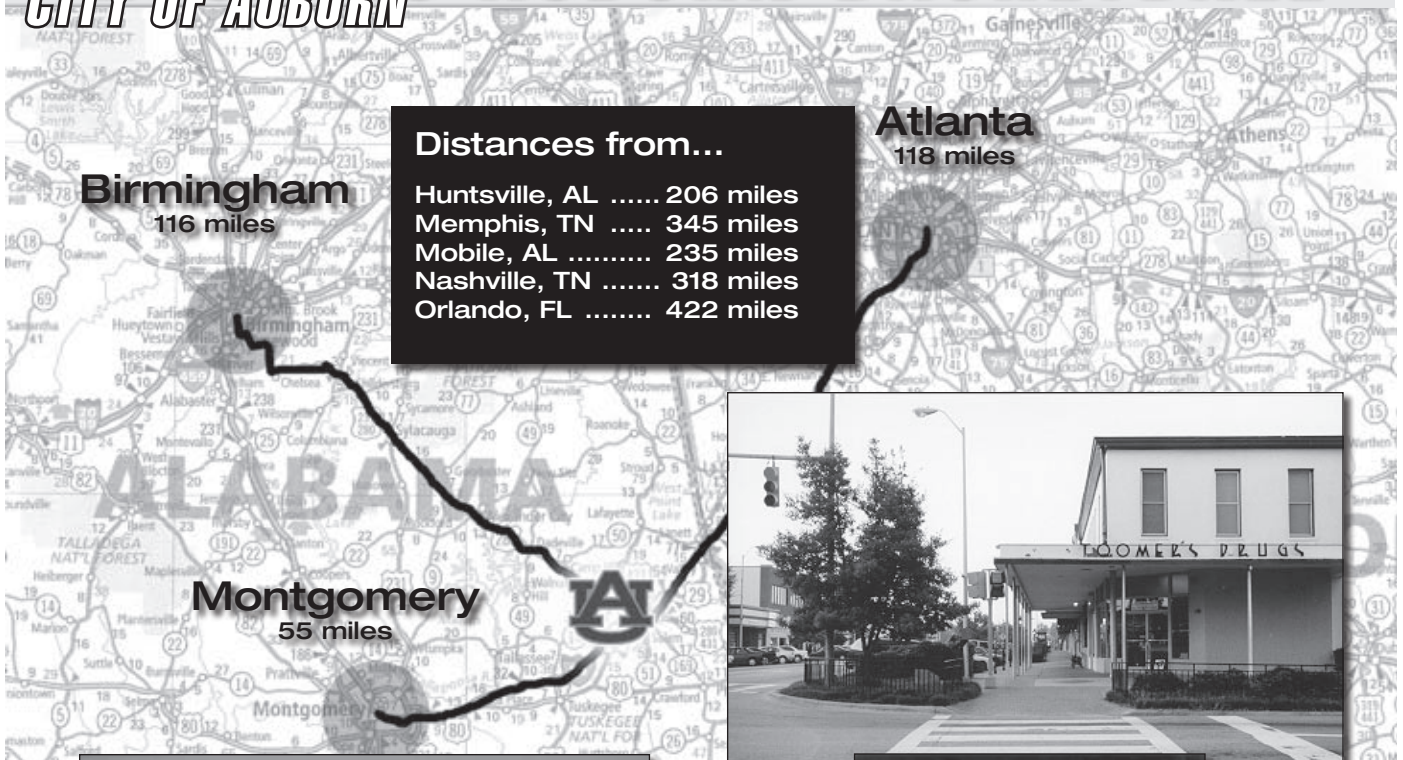
Donahue's undefeated championship football teams of 1913 and 1914. Lovelace organized the Capital Research and Management Company in 1931, which survived the Depression to become one of the world's largest investment organizations.



A lifesize replica of Toomer's Corner allows visitors to help roll the trees.

# 2007-08 AUBURN BASKETBALL

CITY OF AUBURN




## Distances from...

**Birmingham**  
116 miles

- Huntsville, AL ..... 206 miles
- Memphis, TN ..... 345 miles
- Mobile, AL ..... 235 miles
- Nashville, TN ..... 318 miles
- Orlando, FL ..... 422 miles

**Atlanta**  
118 miles

**Montgomery**  
55 miles





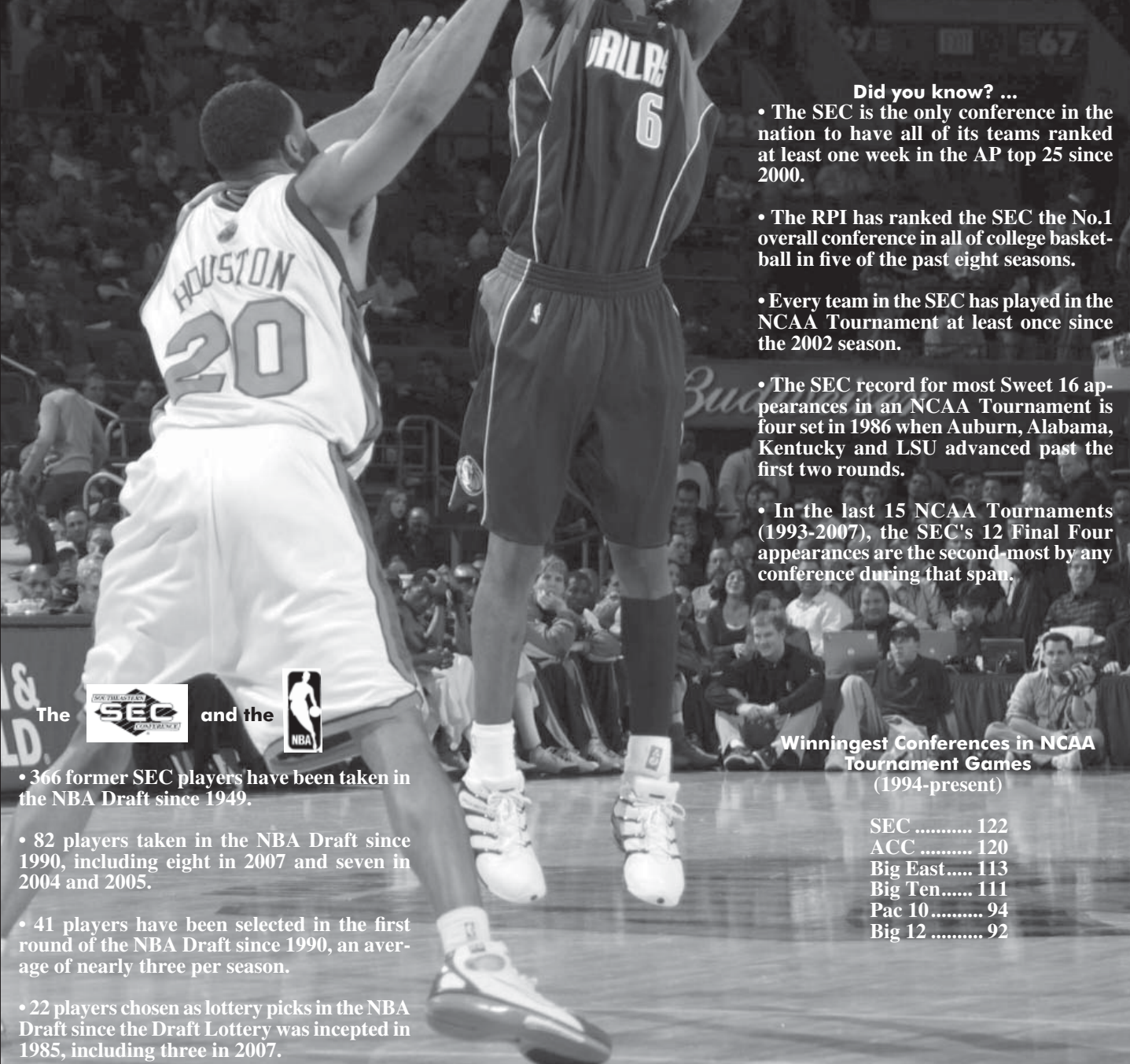


Southeastern Conference  
Basketball is a  
"Tradition of Excellence"

Former Auburn standout  
Marquis Daniels shoots over  
Tennessee's Allan Houston  
of the New York Knicks

**Did you know? ...**

- The SEC is the only conference in the nation to have all of its teams ranked at least one week in the AP top 25 since 2000.
- The RPI has ranked the SEC the No.1 overall conference in all of college basketball in five of the past eight seasons.
- Every team in the SEC has played in the NCAA Tournament at least once since the 2002 season.
- The SEC record for most Sweet 16 appearances in an NCAA Tournament is four set in 1986 when Auburn, Alabama, Kentucky and LSU advanced past the first two rounds.
- In the last 15 NCAA Tournaments (1993-2007), the SEC's 12 Final Four appearances are the second-most by any conference during that span.



The  and the 

- 366 former SEC players have been taken in the NBA Draft since 1949.
- 82 players taken in the NBA Draft since 1990, including eight in 2007 and seven in 2004 and 2005.
- 41 players have been selected in the first round of the NBA Draft since 1990, an average of nearly three per season.
- 22 players chosen as lottery picks in the NBA Draft since the Draft Lottery was inception in 1985, including three in 2007.

**Winningest Conferences in NCAA  
Tournament Games  
(1994-present)**

SEC .....	122
ACC .....	120
Big East.....	113
Big Ten.....	111
Pac 10.....	94
Big 12 .....	92



# 2007-08 AUBURN BASKETBALL

## Table of Contents

### 2007-08 AUBURN BASKETBALL

Auburn University .....	2
Auburn Academics .....	3
Strength & Conditioning .....	4
Auburn Sports Medicine .....	5
National Media Exposure .....	6
Tigers Travel .....	7
Tigers in the NBA .....	8-9
Beard-Eaves-Memorial Coliseum .....	10
Traditions .....	11
Auburn's Championship Facilities .....	12-13
Tigers in the Olympics .....	14
Lovell Athletic Museum/Hall of Honor ..	15
City of Auburn .....	16
SEC Competition .....	17
Auburn Basketball from A to Z .....	19-24

### 2007-08 OUTLOOK

2007-08 Schedule .....	25
Quoting Jeff Lebo .....	26-27
2007-08 Roster .....	28
2007-08 Team Picture .....	29

### 2007-08 TIGERS

Korvotney Barber .....	30-31
Rasheem Barrett .....	32-33
Josh Dollard .....	34-35
Lucas Hargrove .....	36
Matt Heramb .....	37
Archie Miaway .....	38
Quan Prowell .....	39-40
DeWayne Reed .....	41
Quantez Robertson .....	42-43
Boubacar Sylla .....	44
Frank Tolbert .....	45-46
Tigers Walk-ons .....	47

### COACHING STAFF

Head Coach Jeff Lebo .....	48-51
Year-by-Year With Jeff Lebo .....	52-54
Jeff Lebo vs. All Foes .....	55
Jeff Lebo vs. All Foes as a Coach, Asst. Coach & Player .....	56-59
Assoc. Head Coach John Cooper .....	60
Asst. Coach Brandon Johnson .....	61
Asst. Coach Bryan Bartley .....	62
Sr. Asst. to the Head Coach Dave Lebo .....	63
Dir. of Basketball Operations Tim Craft .....	64
Basketball Support Staff .....	65-66

### 2007-08 OPPONENTS

2007-08 Opponents .....	67-68
Beard-Eaves-Memorial Coliseum .....	69-70

### 2006-07 YEAR-IN-REVIEW

2006-07 Season Review .....	71
2006-07 Notes .....	72
2006-07 Box Scores .....	73-84
2006-07 Stats .....	85
2006-07 Scoreboard .....	86
2006-07 Game-by-Game Stats .....	87-88
2006-07 Starting Lineups .....	89
2006-07 SEC Stats .....	90-91
2006-07 All-SEC Teams .....	92

### TIGER RECORDS

Individual Records .....	93-94
Team Records .....	95
Coliseum Records .....	96
Career Leaders .....	97-98
Single-Season Leaders .....	99-100
Year-by-Year Leaders .....	101-103
Single-Game Scoring & Rebounding .....	104
1,000-Point Club .....	105-109

Statistical Trends .....	110-112
Single-Season Team Leaders .....	113-114
Win Streaks .....	114
The Last Time .....	115-116
Single-Game Superlatives .....	117
Biggest Wins & Losses .....	117

### AUBURN HOOP HISTORY

Year-by-Year Scores .....	118-131
Record vs. Opponents .....	132
Series Scores .....	133-145
Record vs. Conferences .....	146-147
Year-by-Year Record .....	148-149
Coaching Records .....	149
Tournament Participation .....	150
Year-by-Year Tournament Results .....	151-152
SEC Tournament Results .....	153-154
Southern Conference Results .....	154
NCAA Tournament .....	155-165
National Invitation Tournament .....	166-169
All-Time Lineups .....	170-172
All-Time Lettermen .....	173-176
All-Time Numerical Roster .....	177-178
Overtime Record .....	179
Tigers on TV .....	180-181
Southeastern Conference Champions .....	182-183

### TIGER TRACKS

Southeastern Conference .....	184
2008 SEC Tournament .....	185
All-Time SEC Standings .....	186
All-Americans .....	187-189
All-SEC .....	189
All-Century Team .....	190
Honors & Awards .....	191-194
Retired Jerseys .....	195
SEC & NCAA Records .....	196-198
Sports Arena Remembered .....	199

### ADMINISTRATION

Dr. Jay Gogue, President .....	200
Jay Jacobs, Athletic Director .....	201
Athletic Administration .....	202-203
Media Outlets .....	204-205
Road Headquarters .....	205
Auburn Network .....	206
Media Notes .....	207-208
Auburn University is an equal opportunity educational institution/employer.	

### 2007-08 Quick Facts

#### General Information

School .....	Auburn University
Location .....	Auburn, Alabama
Founded .....	October 1, 1856
Enrollment .....	24,137
Colors .....	Burnt Orange and Navy Blue
Nickname .....	Tigers
Conference .....	Southeastern (Western Division)
Arena ..	Beard-Eaves-Memorial Coliseum (10,500)
President .....	Dr. Jay Gogue (Auburn '69)
Faculty Chairman of Athletics .....	Gary Waters (Auburn '76)
Athletic Director ..	Jay Jacobs (Auburn '85)
Head Coach ..	Jeff Lebo (North Carolina '89)
Record at Auburn .....	43-48 (.473), 3 years
Overall Record .....	158-111 (.587), 9 years
Assoc. Head Coach: .....	John Cooper (Wichita State '91)
Assistant Coach: .....	Brandon Johnson (Georgia State '97)
Assistant Coach .....	Bryan Bartley (Upsala College '89)
Sr. Asst. to the Head Coach: .....	Dave Lebo (Elizabethtown College '66)
2006-07 Auburn Record .....	17-15 Overall 7-9 SEC (t-3rd, Western Division)
Media Relations Contact for Basketball .....	Chuck Gallina (Auburn '92) Office (334) 844-9800 Home (334) 502-0929



### Credits

The **2007-08 Auburn Basketball Media Guide** is published by the Auburn Athletic Department, Jay Jacobs, Director. Media Relations Director, Chuck Gallina, Editor. Page Design, Layout and Typesetting on Adobe InDesign by Chuck Gallina, Ben Beaty, Tony Williams and Dana Larock. Cover artwork by Pamela Welch and Chuck Gallina.

Special thanks for photographic contributions by Todd van Emst, John Oliver, Bob Rosato (Sports Illustrated), John Reed, Cliff Williams, Patrick Murphy-Racey, Mike Cortez, David Coyle, Frank Couch, Jeff Etheridge, Auburn University Archives, Auburn Chamber of Commerce, NBA Photos, Getty Images, MSG Photos, Henry DiRocco, Darrell McAllister, Barry Fikes, Joe Maher, Brad Shelton, USA Basketball, Cameragraphics, Sam Oliver, Chuck Gallina and David Clay.

Much special thanks to Pamela Welch, Todd Van Emst, Kathy Harker, Ben Beaty, Tony Williams, Dana Larock, Drew Crowson, Achilles Carmentate, Rachel Gordon, Gary Thorne and John Roberts.

Printing by Craftmaster Printers, Auburn, Ala. Sherrie Stanyard, Consultant.

Additional copies of the **2007-08 Auburn Basketball Media Guide** are available at \$10.00 if you pick it up at the Auburn Athletic Complex or \$13.00 via mail.

2007-08 Outlook  
 2007-08 Tigers  
 Coaching Staff  
 2007-08 Opponents  
 2006-07 Review  
 Tiger Records  
 AU Hoop History  
 Tiger Tracks  
 Administration

# Auburn Basketball From A to Z

## Address

If you are mailing something basketball-related to the Auburn Media Relations Department, address it to Chuck Gallina, Associate Media Relations Director, P.O. Box 351, Auburn, AL 36831-0351. The overnight mail address is Athletic Complex, 392 South Donahue Drive, Auburn, AL 36849.

## Alabama's All-Time Winningest Team

The 1998-99 Auburn Tigers are the all-time winningest Division I team in state of Alabama history with a 29-4 record en route to being crowned SEC Champions. The Tigers were a No. 1 seed in the South Region of the NCAA Tournament and reached the Sweet Sixteen. The 1986-87 Alabama Crimson Tide previously held the mark with a 28-5 record.

## Alma Mater

Composed by Bill Wood in 1924 and revised in 1960.

*On the rolling plains of Dixie  
'Neath its sun-kissed sky,  
Proudly stands, our Alma Mater  
Banners high.*

*To thy name we'll sing thy praise,  
From hearts that love so true,  
And pledge to thee our  
Loyalty the ages through.*

*We hail thee, Auburn, and we vow  
To work for thy just fame,  
And hold in memory as we do now  
Thy cherished name.*

*Hear the student voices swelling,  
Echoes strong and clear,  
Adding laurels to thy fame  
Enshrined so dear.*

*From thy hallowed halls we'll part,  
And bid thee said adieu;  
Thy sacred trust we'll bear with us  
The ages through.*

*We hail thee, Auburn, and we vow  
To work for thy just fame,  
And hold in memory as we do now  
Thy cherished name.*

## Announcer Emeritus

Most Tiger fans probably didn't know his name or even what he looked like, but Carl Stephens' voice is an instantly recognizable part of Auburn football and basketball. Stephens, operations and program manager at WFA-TV in Montgomery, served as the public address announcer in Jordan-Hare Stadium for 30 years, including the last 27 in a row from


1978-2005. He was the voice of Beard-Eaves-Memorial Coliseum for 15 seasons from 1989-2004. He still makes cameo appearances behind the P.A. mic at home Auburn basketball and baseball games.

## Band


Founded in 1897, the band program at Auburn University is one of the oldest in the South. The band began playing weekly concerts in front of Langdon Hall and performed at the baseball games on campus. According to sketchy records, it wasn't until 1916 that the band began entertaining at football and basketball games. The 50 pep band members are chosen by audition.

## Barkley, Charles

Charles Barkley became the first player from the state of Alabama inducted into the Naismith Memorial Basketball Hall of Fame in Springfield, Mass., Sept. 8, 2006. He had his Auburn jersey retired March 3, 2001, is a two-time Olympic Gold Medalist for the United States in 1992 (Barcelona) and 1996 (Atlanta). There are four players in NBA history who have compiled 20,000 points, 10,000 rebounds and 4,000 assists: Kareem Abdul-Jabbar, Wilt Chamberlain, Karl Malone and Charles Barkley. One of the NBA's 50 All-Time Greatest Players, Barkley was honored as the Southeastern Conference Player of the Decade for the 1980s by the Birmingham Post-Herald. He holds the Auburn career record for field-goal percentage (.626) and held it in blocks (145) when he left college. Despite foregoing his senior season, Barkley still ranks among the Tigers' all-time leaders in rebounding (seventh at 806) and scoring (19th at 1,183 points). The 6-foot-6 forward was the fifth pick overall in the 1984 NBA Draft by the Philadelphia 76ers. Barkley played 16 NBA seasons totaling 23,757 career points (22.1 scoring average) and 12,546 rebounds (11.7 average). He played in 11-straight NBA All-Star Games, including nine as a starter. He averaged 26.6 points and 13.6 rebounds per game in the 1993 NBA Playoffs as he led the Phoenix Suns to the NBA Finals, losing to Chicago. He was named the NBA's Most Valuable Player for the 1992-93 season and All-NBA honors 11 times, including five first-team selections in 1988, 1989, 1990, 1991 and 1993. He was an All-NBA second-team selection in 1986, 1987, 1992, 1994 and 1995 and was a third-team pick in 1996. Barkley had



1996 U.S. Olympic Dream Team



Auburn Jersey Retirement Day  
March 3, 2001

17 points and 22 rebounds to earn MVP honors at the 1991 NBA All-Star Game in Charlotte, N.C.

### Barnhill Arena

Coach Tommy Joe Eagles' Auburn Tigers helped close out Arkansas' last season in historic Barnhill Arena in grandiose fashion by defeating the seventh-ranked Razorbacks, 100-89, before a sellout crowd of 9,426 on Jan. 23, 1993. The Tigers' win snapped the Hogs' 14-game winning streak in Barnhill and their 36-game conference (Southwest and Southeastern) winning streak at home. Ronnie Battle (26 points), Aaron Swinson (25) and Aubrey Wiley (22) led Auburn, which shot 67 percent (40-60) from the floor, including an amazing 74 percent (20-27) in the second half. The Tigers never trailed and led by 23 twice in the second half.

### Bedlam

For the first time since Beard-Eaves-Memorial Coliseum opened its doors in 1969, Auburn fans rushed the court and made a mass of orange and blue following the Tigers' come-from-behind 81-80 victory over 13th-ranked Arkansas on Mar. 6, 1993. Never before had the Auburn faithful become so ecstatic. Junior Wesley Person hit a three-point basket out of the left corner with :02 left to ensure the season sweep over the Razorbacks—the first team to sweep Arkansas since 1986-87. In the game at Auburn, Arkansas led 74-59 with 7:57 left before the Tigers' frantic and incredible finish. Auburn fans rushed the court three more times during the 1994-95 season as the Tigers defeated defending National Champion and fourth-ranked Arkansas 104-90 on ABC-TV Jan. 14, 1995, Final Four participant and #23 Florida 77-71 Jan. 25 and #14 Mississippi State 76-69 Mar. 1. The most impressive was after the Tigers clinched the 1998-99 SEC Championship as the entire court was covered with people as streamers were shot into the air and the Tigers cut down both nets to the tune of "We are the Champions" by Queen.

### Cheerleaders

Auburn's cheerleaders for 2007-08 include Krista Klumpp (Head Cheerleader), Kristin Ellington, Faith Palmer, Emily Ann Quattlebaum, Andrea Duren, Andrea Bostick, Mallory Sigle, Brooke Erickson, Nicole Giordano, Alan Bates, K.C. Jones, Todd McKnight, Chris Wilson, Wil-



Auburn fans storm the court following the Tigers' 104-90 upset win over defending National Champ, #4 Arkansas on ABC Jan. 14, 1995.

liam Parks, Caleb Cooper, Justin Neisler, Jake Brown, Trent Weaver, Dave Mayville, Trevor Depp, Will Whitlow (Mic-Man). Latisha Durroh is the Director, Community Relations/Spirit.

### Chicken Pox Scare

Auburn had a basketball game postponed in 1986 when the LSU team was hit by a chicken pox epidemic. Riding a two-game Southeastern Conference winning streak, Auburn was poised to host LSU on Jan. 25, but the game was scratched just 24 hours before the scheduled tip-off in front of the NBC television cameras. Within a week, LSU had made a miraculous recovery. John Williams' jumper with 12 seconds left gave visiting LSU a 63-61 win on Feb. 4.

### Cliff Dwellers

Homecourt advantage returned to Beard-Eaves-Memorial Coliseum in 1994-95 as head coach Cliff Ellis introduced the Cliff Dwellers, a mass of Auburn students who wear orange shirts and stand in the end zone bleachers. As soon as the doors opened to the coliseum on game-day, AU students rushed across the court to secure their spot in the first-come first-serve Cliff Dweller section. Arkansas coach Nolan Richardson said following Auburn's 104-90 victory over the defending National Champions Jan. 14, 1995, "There is no question that this is now a totally different atmosphere from the last few times that I have been here. There is no question that this is now a great atmosphere for basketball."

### Conference

Auburn is a member of the Southeastern Conference. The Tigers were charter members in 1933. Prior to that, Auburn competed in the Southern Conference from 1921 to 1932. The Tigers were members of the Southern Intercollegiate Athletic Association from 1894 to 1920. Auburn has been a charter member of every conference with which it has been affiliated.

### Daniels, Marquis

Marquis Daniels was a two-time All-SEC selection and was the SEC's Player of the Year in 2003. He was on the 2003 All-NCAA East Regional team averaging 23.3 points and 7.0 rebounds in three NCAA Tournament games. He totaled 27 points and nine rebounds in Auburn's near upset of eventual National Champion Syracuse (79-78) in the NCAA Tournament Sweet 16. The Orlando, Fla., native, who earned his degree in three-and-a-half years, finished ninth on Auburn's all-time scoring chart. He was named to the Tigers' All-Century team in 2006.

### DeFore, Lee

Lee DeFore left as Auburn's all-time leading scorer, was the first Tiger to join the 1,000-point club and was selected as an All-American in 1965-66, averaging 23.7 points and 9.5 rebounds. The Atlanta, Ga., native led the SEC in scoring as a senior in 1965-66 and set nine Auburn scoring records. He was named to Auburn's All-Century team in 2006.

### Donahue, Mike

Mike Donahue became the first Auburn head basketball coach in 1905-06, just 14 years after Dr. James Naismith founded the game. He saw Auburn's first varsity basketball team, led by captain Frank Jones, finish 5-1-1. Donahue compiled a 72-81-1 record (.471) in 16 seasons as the Tiger head coach.

## Draft

Twenty-nine Auburn players have been selected in the National Basketball Association draft since the league began keeping complete draft lists in 1952. Since 1980, 18 Auburn players have been chosen in the draft, including five first-round picks: Charles Barkley (Philadelphia 76ers in 1984), Chuck Person (Indiana Pacers in 1986), Chris Morris (New Jersey Nets in 1988), Wesley Person (Phoenix Suns in 1994) and Mamadou N'diaye (Denver Nuggets in 2000).

## Eaves, Joel



**Joel Eaves, Auburn's all-time winningest coach**

Auburn became recognized as one of the South's premier basketball programs in the '50s and early '60s. Under the legendary Joel Eaves, the Tigers won nearly 70 percent (214-99) of their games during a 14-year period. Auburn's 1960 SEC Championship team was fondly dubbed "Snow White and the Seven Dwarfs" because the white-haired Eaves' starting lineup didn't feature a player taller than 6-4. He guided the Tigers to a 19-3 record in '59-'60, including a 12-2 mark in league play. Eaves will be remembered as the founder of the "Shuffle Offense" because his teams ran the motion game to perfection for layups, but he insisted Oklahoma's Bruce Drake should have been given the credit. An Atlanta, Ga., native, Eaves lettered in basketball from 1935-37 and as an end in football from 1934-36. He was an assistant football coach from 1949-63 and was an All-SEC end in 1936.

## Ford, Frank

Frank Ford started 127 consecutive games during his four-year career from 1983-87 while helping Auburn to an 82-47 record and four straight NCAA Tournament appearances. Ford still ranks 11th on Auburn's all-time scoring chart with 1,389 points (10.8 ppg) and is was an honorable mention selection on Auburn All-Century team in 2006. He received his B.A. degree in education in 1988.

## Frederick, Rex

Rex Frederick, who had his No. 32 Auburn jersey retired Mar. 4, 2006, was named to Auburn's All-Century team in 2006. The Birmingham, Ala., native earned first-team All-SEC honors in 1957-58, after averaging 16.1 points and 14.8 rebounds. He was the second Auburn player to be named All-American, earning second-team honors in 1958-59. Frederick was a three-time All-SEC pick, earning first-team Associated Press and Coaches honors for two-straight years in the 1957-58 and 1958-59 seasons. He holds Auburn's single-game record pulling down 27 rebounds at SMU Dec. 19, 1957, and still holds the Tigers single-season rebounding record with 325 in 1957-58, single-season rebounding average of 15.3 in 1956-57 and career rebounding average of 14.3. Frederick averaged 12.7 points and 12.9 rebounds to lead Auburn to a 20-2 record in 1958-59 and a No. 8 ranking by the AP and No. 10 ranking by the United Press International.

## Hart, Henry

Guard Henry Hart led the team in scoring at 15.5 points per game in

1959-60 while helping Auburn to its first-ever Southeastern Conference regular-season title. As a senior, Hart was a second-team All-America selection by the Helms Athletic Foundation, a two-time All-SEC pick in 1958 and 1959 and held the Auburn record for most free throws made in an SEC game (16 vs. Alabama in 1959). The Eufaula, Ala., native was selected to Auburn's All-Century team in 2006.

## Hawkins, Shag

Guard Shag Hawkins was Auburn's first scholarship player as Coca-Cola put a vending machine in the old Alumni Gym where drinks were sold for five cents, and the proceeds would go to Hawkins as his basketball scholarship. The Bagley, Ala., native was the first Auburn player to be named to the All-SEC Tournament team in 1942 in Louisville, Ky. The Tigers defeated Vanderbilt 36-24 and Tulane 45-36 before losing to Kentucky 40-31 in the semifinals. He was also the first Auburn player to lead the SEC in scoring (15.3 ppg) in 1940-41 as a junior.

## Johns, Layton

A three-year starter at center for Coach Joel Eaves, Layton Johns led Auburn in scoring and rebounding as both a junior and senior. Johns averaged 15.0 points and 12.4 rebounds in 1962-63 while earning All-SEC honors. His 10.2 career rebounding average is the second-highest in school history, and he was an honorable mention selection on Auburn's All-Century team in 2006.

## Johnson, Eddie

Eddie Johnson is one of only two players (Mike Mitchell) to be named a four-time All-SEC selection in Auburn history, including a first-team pick three years. The Weirsdale, Fla., native left as both Auburn's all-time leading scorer (1,988 points) and assists (499). Named to Auburn's All-Century team in 2006, he averaged 19.5 points in his career, currently third-best all-time, including 21.8 points as a freshman and 20.9 points as a sophomore.

## Kentucky

Despite trailing in the all-time series 81-17, Auburn posted two of its most impressive road victories of the 1980s at Kentucky.

Darrell Lockhart and Chuck Person combined for 42 points to lead the Tigers to a 75-67 win over No. 6 Kentucky on Jan. 15, 1983, breaking the Wildcats' three-year, 40-game win streak in Rupp Arena.

John Caylor's three-point basket with 10 seconds left gave Auburn a 53-52 upset win over No. 1 Kentucky in Lexington on Jan. 9, 1988.

## Kirkpatrick, Bill

Bill Kirkpatrick became Auburn's first All-SEC first-team selection in 1954-55 by the United Press International when he averaged 18.7 points and 3.0 rebounds per game. The three-year starter scored a career-high 36 points vs. Howard Jan. 5, 1955, in Auburn, which ranked as the most points in a single-game in school history.

## Lambert, Paul


Paul Lambert, Auburn's 15th head basketball coach, died in a hotel fire June 6, 1978, in Columbus, Ga. Lambert came to Auburn from Southern Illinois where he compiled a 127-84 record (.602 winning percentage) in eight seasons. His 1976-77 ballclub produced a 22-7 record, including a win over Arizona in the opening round of the NCAA Tournament—the Salukis' only appearance in NCAA play at that time. The Paul Lambert Memorial Trophy for leadership is presented annually



in his memory at the Auburn Basketball Awards Banquet.

**Lebo, Jeff**

Jeff Lebo became Auburn's 19th head basketball coach on April 8, 2004. In his 20 years as a Div. I head coach, assistant coach and player, the 39-year-old Lebo has won wherever he has been. To his credit are nine conference championships ... two in six years as a head coach, four as an assistant coach and three as a player. He has been a part of two Southeastern Conference Championships at different schools, three Atlantic Coast Conference Championships, two Ohio Valley Conference Championships and a pair of Southern Conference titles. As an All-ACC point guard and four-year starter at the University of North Carolina from 1986-89, Lebo helped lead the Tar Heels to a 116-25 record and four trips to the NCAA Tournament, two to the Elite 8 and a pair of Sweet 16 appearances. The Tar Heels won two ACC Regular Season Championships and one ACC Tournament Championship with Lebo, who was a two-time-All-ACC Tournament selection and an All-ACC second-team pick in 1988.



**Martin, James**

Former Auburn University President Dr. James E. Martin originally came to Auburn from Greensboro (Ala.) High School on a basketball scholarship in 1950. A three-year letterman for Coach Joel Eaves, Martin started at center in 1951-52 and averaged 8.4 points. He scored 443 career points.

**Mengelt, John**

Former Auburn University President Dr. James E. Martin

John Mengelt, who has his No. 15 Auburn jersey retired Jan. 6, 2001, was named to Auburn's All-Century team in 2006. He was a two-time All-America selection in 1969 and 1970. A three-time All-SEC pick, he left as Auburn's all-time leading scoring leader with 1,920 points in three seasons and is currently fifth. The Elwood, Ind., native still holds the Tiger all-time scoring average record (24.8), career free throws made (496) and attempted (619), and most points in a single game (60 vs. Alabama on Feb. 14, 1970).

**Mitchell, Mike**

Mike Mitchell is ranked second on Auburn's all-time scoring chart with 2,123 points and is still the Tigers' all-time leading rebounder with 996 boards. He was a four-time All-SEC selection, including a first-team pick three years and a third-teamer as a freshman. He was a second-team All-America selection by the Converse Yearbook as a senior in 1977-78 averaging 24.9 points and 8.9 rebounds. Mitchell scored a career-high 40 points at Georgia in 1977. He nearly averaged a double-double for his career with mind-boggling averages of 20.4 points and 9.6 rebounds. Mitchell is ranked second on three of Auburn's career lists: field goals attempted (1830), field goals made (926) and all-time scoring average (20.4). A first round draft choice by the Cleveland Cavaliers in 1978, he played in the NBA from 1978-80 with Cleveland and San Antonio. He was named to Auburn's All-Century team in 2006.

**Morris, Chris**

Chris Morris was a two-time All-SEC selection in 1987 and 1988, including a consensus first-team pick in 1988. The Atlanta, Ga., native

is seventh on Auburn's all-time scoring chart with 1,717 points and sixth with 860 rebounds. He averaged 20.7 points and 9.8 rebounds as a senior in 1987-88 and left as the school's all-time leader in steals with 189. Drafted fourth overall in the 1988 NBA Draft by the New Jersey Nets, Morris was named to Auburn's All-Century team in 2006.

**NCAA Tournament**

Auburn made five straight NCAA tournament appearances from 1984-88 under Sonny Smith. Coach Cliff Ellis' Tigers returned as a No. 1 seed in the South Region in 1999 and advanced to the Sweet 16. Auburn reached the second round in 2000 and advanced to the Sweet 16 in 2003, losing to eventual National Champion Syracuse, 79-78. In fact, Auburn has been knocked out of the NCAA Tournament by the eventual National Champion three times in its eight trips to the Big Dance and in 1988 top-seeded Oklahoma was upset by Kansas in the final. Louisville, which beat the Tigers in the Elite Eight, won the 1986 title while Indiana, which downed Auburn in the second round, won the 1987 title. Auburn sports a 12-8 record (.600 winning percentage) in NCAA play, including an impressive 7-1 mark (seven consecutive) in opening-round games.

**National Invitation Tournament**

Auburn appeared in its first-ever National Invitation Tournament in the 1992-93 season when it lost at Clemson, 84-72, in the first round. Auburn won its first NIT game by defeating Southern Miss 77-62 in 1998 before losing in overtime at Marquette in the second round. The Tigers played host to their first-ever postseason game in a 68-61 loss to Marquette before a boisterous crowd of 9,359 at Beard-Eaves-Memorial Coliseum in the 1995 NIT first round. In the 2001 NIT, Auburn beat Miami, Fla., 60-58, in the first round behind a NIT- and Auburn-record 13 blocks from freshman Kyle Davis. It was one shy of the NCAA record. The Tigers lost to Tulane 87-73 in overtime in the 1996 first round at Auburn. In addition, Auburn participated in the first-ever preseason National Invitation Tournament, originally called the Big Apple NIT, in 1985. The 10th-ranked Tigers lost to West Virginia, 75-58, in the opening round in Hartford, Conn.

**Nickname**

Auburn athletic teams are officially nicknamed Tigers. The nickname "Tigers" comes from the same source as the name of the town, Auburn. Both come from the English poet Oliver Goldsmith's poem, "The Deserted Village." In that poem, there is a line, "Where crouching Tigers wait their hapless prey..." It is from that line that the nickname "Auburn Tigers" was born.



Gold Medal from the XXVII Olympiad, the Centennial Olympic Games, in Atlanta, Ga.

**Olympic Gold**

Charles Barkley played a key role in helping the United States to two gold medals. He led the USA Dream Team to a perfect 8-0 record and the gold medal in the 1992 Olympics, averaging a team-high 18.0 points, and followed that by leading the 1996 USA Dream Team III to a perfect 8-0 record and the gold medal, averaging a team-high 12.0 points and 6.6 rebounds. His scoring average and 144 total points in 1992 rank as the

second-best figures compiled by a U.S. player in Olympic history. Only Adrian Dantley posted a better scoring average than Barkley at 19.3 in the 1976 Olympics (seven games). Barkley fell only one point shy of equaling Spencer Haywood's mark of 145 points set during the 1968 Games (nine games).

Charles Barkley														
1992 Olympics • Barcelona														
Game-by-Game Stats														
Opponent	FG	FGA	3FG	3FGA	FT	FTA	REB	PF	PTS	AST	TO	BS	STL	MIN
Angola	10	13	0	0	4	6	6	4	24	5	1	0	3	22
Croatia +	9	11	0	0	2	3	4	4	20	1	1	0	4	20
Germany	6	11	0	0	2	2	3	2	14	1	2	0	2	20
Brazil +	12	14	1	1	5	7	8	2	30	1	1	1	4	19
Spain	8	12	2	2	2	3	6	1	20	4	1	0	1	20
Puerto Rico	2	4	0	0	2	2	1	6	6	2	0	0	0	10
Lithuania +	5	9	2	2	1	2	4	3	13	1	0	0	3	21
Croatia	7	9	2	3	1	1	1	2	17	4	0	0	4	17
TOTAL	59	83	7	8	19	26	33	24	144	19	6	1	21	149
+Games Started														

Charles Barkley														
1996 Olympics • Atlanta														
Game-by-Game Stats														
Opponent	FG	FGA	3FG	3FGA	FT	FTA	REB	PF	PTS	AST	TO	BS	STL	MIN
Argentina +	4	5	0	0	1	1	4	2	9	0	1	1	0	15
Angola +	3	3	0	0	1	2	9	2	7	7	1	0	0	18
Lithuania +	4	6	0	1	8	12	5	1	16	3	1	0	1	19
China	DNP													
Croatia +	7	9	0	0	0	12	1	14	1	3	0	2	2	24
Brazil	4	6	1	2	0	0	2	3	9	2	1	0	0	15
Australia +	7	7	1	1	9	11	11	1	24	2	1	0	1	24
Yugoslavia	2	2	0	0	4	6	3	5	8	2	2	0	2	14
TOTAL	31	38	2	4	23	32	46	15	87	17	10	1	6	128
+Games Started														

### Person, Chuck

Chuck Person, Auburn's all-time leading scorer, ranks fourth on the SEC's all-time scoring chart with 2,311 career points. He was the fourth pick overall in the 1986 NBA Draft by the Indiana Pacers. The 6-foot-8 forward was named NBA Rookie of the Year in 1986-87 after averaging 18.8 points and 8.3 rebounds. Person finished his 13-year NBA campaign with 13,449 career points and 4,557 rebounds. He was a unanimous choice for the city of Auburn's Walk-of-Fame, which has a plaque in his honor on the sidewalk in downtown Auburn. His brother, Wesley, spent 11 years in the NBA.. Chuck is now in his third season as an assistant coach with the Indiana Pacers in 2006-07. Chuck (#45) and Wesley (#11) both had their Auburn jerseys retired Feb. 18, 2006, and both were named to the Tigers' All-Century team in 2006.

### Person, Wesley

Wesley Person was an Associated Press All-American in 1994, a three-time All-SEC selection and is third on the Tigers' all-time scoring chart with 2,066 points. The Brantley, Ala., native is Auburn's all-time leader in 3-pointers made (262) and 3-point percentage (.441). Wesley averaged 22.2 points to lead the SEC in both scoring and in 3-point field goals made in 1993-94. A 1994 NBA first round draft pick, Person finished his 11-year NBA career in 2005 and was named to the Rookie All-NBA second-team in 1994. Wesley (#11) and his brother, Chuck (#45), both had their Auburn jerseys retired Feb. 18, 2006, and both were named to the Tigers' All-Century team in 2006.

### Porter, Chris

Chris Porter was the SEC Player of the Year in 1999 as he helped

lead Auburn to the SEC Championship with a 29-4 record (state of Alabama record for wins) and the school's only No. 1 NCAA Tournament seed. One of only two first-team All-Americans in Auburn history, he was named to the John Wooden Award, Basketball Times and College Hoops Insider All-American first-teams in 1999. The Abbeville, Ala., native was a two-time All-SEC pick and was a two-time Wooden Award finalist for National Player of the Year. He averaged 16.0 points and 8.6 rebounds as a junior in 1998-99, including a near double-double of 17.2 points and 9.5 rebounds in SEC games. Porter was named to Auburn's All-Century team in 2006.

### Rankings

Only six Auburn teams have appeared in the final top 25 wire service polls. The 1957-58 team closed out the regular season with 11-straight wins to finish 16th in the Associated Press poll. In '58-'59, All-America center Rex Frederick averaged 12.7 points and 12.9 rebounds to lead Auburn to a 20-2 record and a No. 8 ranking by the Associated Press and No. 10 according to United Press International. After winning its first Southeastern Conference championship in 1959-60, Auburn earned a No. 11 ranking by AP and a No. 17 rating by UPI. In '83-'84, Chuck Person and Charles Barkley combined to average 34.2 points and 17.5 rebounds while helping Auburn to its first-ever NCAA Tournament appearance and a No. 19 ranking by UPI. The 1998-99 SEC Champion Tigers that are the winningest team in the state of Alabama history with a 29-4 record, finished the season ranked No. 4 by AP and No. 7 by *ESPN/USA Today*. The Tigers climbed to as high as second in the nation during the season. Auburn's 24-10 team in 1999-2000 finished ranked 24th by AP. The Associated Press began ranking teams in 1949. United Press International initiated its college basketball poll in 1951.

### Robinson, Doc

Doc Robinson was a first-team All-America selection by College Hoops Insider and an Associated Press honorable mention All-American in 1999 in helping lead the Tigers to the SEC Championship and a 29-4 record. The Selma, Ala., native was a two-time All-SEC first-team selection in 1999 and 2000 and finished third on Auburn's career assist list with 568. A member of the all-time winningest senior class in Auburn history with 85 wins, Robinson was named to the Tigers' All-Century team in 2006.

### Stat Rankings

Since the NCAA began compiling year-end statistics in 1947-48, Auburn has been listed among the nation's team leaders in various categories 72 times and 53 Tigers have been ranked among the individual leaders. Auburn has won five NCAA team stat championships—field goal percentage in '59 (.488), '60 (.521) and '94 (.506) and free throw percentage in '60 (.722) and '66 (.792). Guard Roy Brawner became the first Auburn player to rank among the NCAA leaders. Brawner was listed among the national leaders in free throw percentage in '48, '50 and '51.



### Stewart, Jack

Jack Stewart, captain of the 1931-32 team which finished 12-3, became Auburn's first All-American. Stewart was a second-team All-America pick by *College Humor Magazine* as a senior. Purdue's John Wooden was a first-team All-American that season.

The Anniston, Ala., native was roommates with Ralph Jordan and close friends on campus with Jeff Beard and Joel Eaves and Wilbur Hutsell was his track coach. Each of them are some of the most honored and respected men in Auburn history.

### Tiger Paws

The Tiger Paws is Auburn's 16-member dance team. The Tiger Paws for 2007-08 include Adrienne Bazzell (Captain), Taylor Yates, April Tillery, Katie Herrera, Linzie Bankhead, Kelsi Williams, Lauren Baggett, Kameron McDaniel, Courtney Porter, Kelly Cobb, Krystal Lockett, Amy Vance, Courtney Meyers, Ashley Gilder, Hannah Milton, Cana Deason.

### Tulane

Auburn's first basketball victory came by a 27-7 score over Tulane in 1905-06.

### Twenty-Win Seasons

Auburn has had a total of eight 20-win seasons—20-2 in 1927-28, 20-2 in '58-'59, 20-11 in '83-84, 22-12 in '84-85, 22-11 in '85-86, 29-4 in '98-99, 24-10 in '99-00 and 22-12 in '02-03. Auburn started playing a 20-plus game schedule on a yearly basis in 1946-47.

### Victory Total

Auburn's all-time basketball record is 1147-999-1 (.534 winning percentage) in 100 seasons.

### Voice



**Jim Fyffe**

The "Voice of the Tigers," Jim Fyffe, spent 22 years as Auburn's lead announcer for football and men's basketball from 1981-2003. Fyffe, a Paintsville, Ky., native, died of a brain aneurysm May 15, 2003. He was known for his signature call, "**TOUCHDOWN AUBURN!**" in football and by calling out "**HELLO (city, state)**" of a basketball player's hometown when he dunked the ball. He called play-by-play for Auburn's 1999 SEC Championship basketball season and 1985 SEC Tournament Championship. In addition, he called eight of Auburn's NCAA Tournament appearances, including four Sweet 16s and an Elite 8. In football, he called play-by-play for Auburn's SEC Championship seasons in 1983, 1987, 1988 and 1989 and the Tigers' undefeated season in 1993. He provided radio call for such Tiger greats as Chuck Person, Charles Barkley, Chris Morris, Wesley Person, Chris Porter, Doc Robinson and Marquis Daniels in basketball and Bo Jackson, Brent Fullwood, Tracy Rocker, Aundray Bruce and Takeo Spikes in football.

### Walk-of-Fame

Chuck Person was a unanimous choice in the first year of the city of Auburn's Walk-of-Fame in 1995 which honors former Auburn athletic greats. Person, Auburn's all-time leading scorer with 2,311 points (before the 3-pointer was instituted) from 1982-86, has a plaque in his honor on the sidewalk in downtown Auburn.

### Walk-Ons

In 1988-89, Champ Wrencher became the first walk-on in Auburn basketball history to crack the starting lineup. After holding freshman phenom Chris Jackson of LSU to three second-half baskets, Wrencher earned a starting role in the next game, Feb. 11, 1989, against Mississippi State.

The only other walk-ons to play a more prominent role than Wrencher was Bob Fenn, a backup center for Coach Joel Eaves in the early 1950s, Reggie Sharp, a backup point guard for Auburn's 1999 SEC Championship team, and Nathan Watson, a backup shooting guard for Auburn's 22-12 2003 NCAA Tournament Sweet 16 team. Fenn averaged 6.8 points and 7.8 rebounds per game in 1951-52 while playing behind James Martin, former president of Auburn University. Sharp, a native of Shannon, Miss., will be remembered forever in Tiger lore as he took the inbounds pass with 4.4 seconds left, weaved through traffic and banked-in a 36-foot shot at the buzzer to give Auburn a dramatic 72-69 overtime victory over No. 14 Alabama as a sold out Beard-Eaves-Memorial Coliseum crowd spilled onto the floor to celebrate. In 2003, Watson scored 16 points, all in the second half, vs. eventual NCAA Champion Syracuse in the NCAA Tournament Sweet 16, made the game-winning 3-pointer with :04 left to beat LSU 56-54 and was named to the San Juan Shootout all-tournament team.

### War Eagle

"War Eagle" is Auburn's fight song. The lyrics were written by Al Stillman and the music by Robert Allen.

*War Eagle, Fly down the field,  
 Ever to conquer, never to yield.  
 War Eagle, fearless and true,  
 Fight on, you, Orange and Blue. Go! Go! Go!*

*On to victory, Strike up the band;  
 Give 'em hell, Give 'em hell, Stand up and Yell, Hey!!  
 War Eagle, Win for Auburn,  
 Power of Dixieland.*

### White, Gerald

Gerald White quarterbacked Auburn to an 82-47 record during his four-year career (1983-87), including four straight NCAA Tournament appearances and three 20-win seasons. White, Auburn's all-time assist leader with 624, received his bachelor's degree in education in 1988.

### X-tra Periods

Auburn's all-time record in overtime games is 43-42 (.506 winning percentage). The Tigers' last overtime game was on Jan. 12, 2005, an 84-78 loss to Florida in Auburn. Auburn defeated Georgia 95-91 in quadruple overtime in the 1979 SEC Tournament in Birmingham, Ala. The game still ranks as the longest SEC Tournament game in history.

### Zone Defense

Zone defenses never have been very popular with Auburn coaches. Coach Joel Eaves is best remembered for the "Shuffle Offense" but he and his assistant, Bill Lynn, preached man-to-man defense. Auburn ranked among the NCAA leaders in scoring defense for five straight years from 1958-59 to '62-'63, allowing less than 60 points per game annually.





## 2007-08 Schedule

DATE	OPPONENT	SITE	TIME*
<b>NOVEMBER</b>			
1 (Thursday)	BLUEFIELD (VA) COLLEGE (Exh.)	BEARD-EAVES-MEMORIAL COLISEUM	7 pm
9 (Friday)	at Tulane	New Orleans, LA (Fogelman Arena)	8 pm
13 (Tuesday)	KENNESAW STATE	BEARD-EAVES-MEMORIAL COLISEUM	7 pm
16 (Friday)	at Alabama State	Montgomery, AL (Joe L. Reed Acadome)	7 pm
19 (Monday)	(1) Charleston Southern	North Charleston, SC (North Charleston Coliseum)	6:30 pm
<b>DECEMBER</b>			
2 (Sunday)	(2) Auburn vs. George Washington	Washington, DC (Verizon Center)	1:30 pm
	(2) Maryland vs. VCU/George Mason vs.	East Carolina	6:30 pm/4 pm
5 (Wednesday)	(3) West Virginia (ESPN2)	Birmingham, AL (BJCC Arena)	8:30 pm
15 (Saturday)	(4) Southern (CSS)	Mobile, AL (Mitchell Center)	5 pm
19 (Wednesday)	MERCER	BEARD-EAVES-MEMORIAL COLISEUM	7 pm
22 (Saturday)	ALABAMA A&M (CSS)	BEARD-EAVES-MEMORIAL COLISEUM	1 pm
29 (Saturday)	TOWSON UNIVERSITY (CSS)	BEARD-EAVES-MEMORIAL COLISEUM	1 pm
<b>JANUARY</b>			
2 (Wednesday)	TEXAS A&M - CORPUS CHRISTI (CSS)	BEARD-EAVES-MEMORIAL COLISEUM	7 pm
6 (Sunday)	XAVIER (FSN)	BEARD-EAVES-MEMORIAL COLISEUM	2 pm
10 (Thursday)	ARKANSAS (ESPN/ESPN2)	BEARD-EAVES-MEMORIAL COLISEUM	8 pm
12 (Saturday)	at Florida (LFS)	Gainesville, FL (O'Connell Center)	11 am
16 (Wednesday)	at LSU	Baton Rouge, LA (Maravich Assembly Center)	7 pm
19 (Saturday)	OLE MISS (FSN)	BEARD-EAVES-MEMORIAL COLISEUM	4 pm
22 (Tuesday)	PRESBYTERIAN COLLEGE	BEARD-EAVES-MEMORIAL COLISEUM	7 pm
26 (Saturday)	at Alabama (LFS)	Tuscaloosa, AL (Coleman Coliseum)	2 pm
30 (Wednesday)	LSU	BEARD-EAVES-MEMORIAL COLISEUM	7 pm
<b>FEBRUARY</b>			
2 (Saturday)	at Vanderbilt (FSN)	Nashville, TN (Memorial Gymnasium)	4 pm
6 (Wednesday)	KENTUCKY (LFS)	BEARD-EAVES-MEMORIAL COLISEUM	7 pm
9 (Saturday)	MISSISSIPPI STATE (FSN)	BEARD-EAVES-MEMORIAL COLISEUM	6 pm
16 (Saturday)	at Ole Miss (FSN)	Oxford, MS (C.M. "Tad" Smith Coliseum)	4 pm
20 (Wednesday)	at Tennessee	Knoxville, TN (Thompson-Boling Arena)	8:30 pm
24 (Sunday)	ALABAMA (CBS)	BEARD-EAVES-MEMORIAL COLISEUM	1 pm
27 (Wednesday)	at Mississippi State	Starkville, MS (Humphrey Coliseum)	7 pm
<b>MARCH</b>			
1 (Saturday)	SOUTH CAROLINA (FSN)	BEARD-EAVES-MEMORIAL COLISEUM	5 pm
5 (Wednesday)	GEORGIA	BEARD-EAVES-MEMORIAL COLISEUM	7 pm
8 (Saturday)	at Arkansas	Fayetteville, AR (Bud Walton Arena)	2 pm
13- (Thursday-)	SEC Tournament (JP/CBS)	Atlanta, GA (Georgia Dome)	TBA
16 (Sunday)			

- (1) North Charleston, SC (North Charleston Coliseum)  
 (2) BB&T Classic (Washington, DC • Verizon Center)  
 (3) Pizza Hut Big East/SEC Invitational (Birmingham, AL • BJCC Arena)  
 (4) Coors Classic (Mobile, AL • Mitchell Center)

\* All Times are Central Standard

## NCAA 1st &amp; 2nd Rounds

## Opening Round

March 18	Dayton, OH (University of Dayton Arena)	March 21 & 23	Birmingham, AL (BJCC Arena)
March 20 & 22	Anaheim, CA (Honda Center)		Little Rock, AR (Alltel Arena)
	Denver, CO (Pepsi Center)		Raleigh, NC (RBC Center)
	Omaha, NE (Qwest Center Omaha)		Tampa, FL (St. Pete Times Forum)
	Washington, DC (Verizon Center)		

## NCAA Regionals

March 27 & 29	March 28 & 30		
East Regional	Charlotte, NC (Charlotte Bobcat Arena)	Midwest Regional	Detroit, MI (Ford Field)
West Regional	Phoenix, AZ (US Airways Center)	South Regional	Houston, TX (Reliant Stadium)

## NCAA Final Four

April 5 & 7	San Antonio, TX (Alamodome)
-------------	-----------------------------

# TIGERS



# Quoting Coach Jeff Lebo

## *On Auburn's outlook*

"We have an experienced team coming back which is the first time I have said that since I have been here. We are going to have some pieces there. We are going to have a little bit better depth, some experienced depth, and therefore certainly our expectation level is much higher."

## *On the frontcourt?*

"We have Josh Dollard, Korvotney Barber, Quan Prowell and Matt Heramb in the frontcourt. Those are guys who have played a lot of minutes for us. They are athletic, can run, move their feet are kind of interchangeable. We also have Boubacar Sylla in there who is going to give us some great size that we haven't had. Matt Heramb is another great skill player that can play inside. He can step out and shoot it. With some playing time and confidence, he is a guy who can add some minutes to the mix in there. We are going to have some guys in there that are going to make it interesting inside for us. We will have some competition, and it will be nice in practice."

## *On the guards*

"Quantez Robertson can play the one and the two for us. You know what you are going to get from him. Frank Tolbert is a senior who I thought had a pretty solid year for us last year as a junior. He is one of the best athletes in the SEC. Rasheem Barrett had a tough year last year. We hope he has a year like he had his freshman year, maybe even better than that. DeWayne Reed, a Freshman All-SEC selection, can play the one and you can slide Tez over to the two. Lucas Hargrove is a kid who we hope after a year here can play some minutes for us. He can certainly help us on the defensive end with his length and his athleti-

cism. Archie Miaway is a young man who had his good days as a junior, and if he can get consistent from the perimeter, he can really help us shooting the basketball."

## *On Freshman Boubacar Sylla*

"Boubacar Sylla is going to give us some great size that we haven't had. I really like him because he has good hands. He can make a 12-to-15 foot shot, and he is going to be a kid that we hope gets better and better and better over the course of time. He will take some time, but I think he has a terrific upside because he has good hands, and he passes the ball well. As he learns the college game a little bit more, I think he will be one of those guys who is much better in college than he is in high school. He is not great above the rim, but he is huge, and he is long for a guy who is that big."

## *How important is an experienced team?*

"I think it is big. You can not put a price tag on what that means. Not only on the basketball court but off the court as well. Dealing with a long season, you have guys how have been through it, and have played, been on the road, and experienced tough environments. It is going to be fun this year. I think we would be able to move much quicker because we have so many guys back that are familiar with what we are doing. That is going to be exciting from a coaching standpoint ... the ability to move quickly to put in offenses and defenses. They are going to have a feel of that because they have been through it for years."


## *What will be Auburn's style of play?*

"We like to play fast. We will get a good feel of what kind of style we are going to play because we have 10 days of practice before we go to Cancun (Aug. 8-13). We will then play three games to see some of the guys who maybe didn't play a lot last year. We will get a chance to see how they play and see how they fit into it. We like to play fast, and we like to use our depth as well. When you get into a long year, we like to have guys fresh at the end of the year because that is when you have to be playing your best."

## *On Going to Cancun in August?*

"It is going to be fun and exciting for our kids to be able to get back on the court. We will have 10 days to play together and travel and play a few games. We will move some things back. We won't start right at the beginning of September because of having an extra two weeks of practice time. I will give them a little bit of time because when we come back, school starts. It's going to be fun to get back out there on the court and really be able to practice and play in a time when they would normally be home. Hopefully, we will get a lot out of this trip. It will be business and also a little pleasure."

***How happy are you with the progression of the program from 3 years ago to coming within 40 seconds of winning the SEC West***



Senior Frank Tolbert is the most experienced Tiger, having played at Auburn three years while averaging 11.8 points and 4.8 rebounds last season.

2007-08 Outlook  
2007-08 Tigers  
Coaching Staff  
2007-08 Opponents  
2006-07 Review  
Tiger Records  
AU Hoop History  
Tiger Tracks  
Administration

## last year?

"Last year, we got a little taste of success and guys liked it, and they want more of it. That has been good. Last year, I felt we made the step and beat some very good teams in this league and some top 25 teams. So, they had the chance to see what it is like. They had the chance to see the arena filled up a couple of times, and the excitement that we can generate here with our people. They want to have that more consistently, and they had the taste of it. Now, the next test will be can we give them more? Can our team be challenged more? Can our coaches be challenged more and can we have more consistency to it?"

## On the schedule

"We have some very good non-conference games, but our schedule overall is probably not going to be as challenging as it has been in the past. We are excited to play West Virginia, and to play them in Birmingham is good. We are playing Xavier in Auburn and will return the game to Cincinnati next year. We will play George Washington in the BB&T Classic in Washington, DC, as part of a tripleheader with Maryland, VCU and George Mason. We have a couple of in-state teams coming in here, play at Alabama State, and we're going to Mobile to play in the Coors Classic. It is good to promote Auburn basketball to go around the state and play."

## On Auburn having a new basketball arena in 2010-11?

"This is one of the most exciting times for me dealing with Auburn basketball. The commitment that this administration is making to basketball is something that I am excited about. We are very anxious to get started and get into it, but we know it is going to take some time. The drawings of the arena are magnificent, and people are going to want to buy tickets and come see the Tigers play in the new arena. It is going to be one of the neatest environments to play in the SEC."

## On the SEC?

"It is as good as a league as there is in college basketball. I think we proved it again last year. We proved it when we got into the tournament. One thing about the league last year is from top to bottom, it was as good as anybody else. We did not have teams at the bottom that could not beat teams at the top. Look at the West in particular having four teams at the end with a chance to win the division. That made for fun Wednesdays and Saturdays in the league. It is going to be interesting this year because there were some big losses. Florida lost some guys, and Kentucky lost

some guys. We lost some good players in this league. That is what is good about this league is that when you lose somebody, there is one right behind him to step in. There are also a lot of good returning players. It is going to be fun, and it is always going to be good."



Junior Quantez Roberston has started all 60 games of his collegiate career, averaging 8.1 points, 4.9 assists and 4.0 rebounds.

### 2007-08 Capsule Outlook

#### Starters Returning: 7

Name	Pos.	Ht.	Wt.	Class	Exp.	Games-GS	'06-07 PPG	'06-07 RPG
Josh Dollard	F	6-7	235	Jr.	2L	26-23	12.5	7.0
Quan Prowell	F	6-8	215	Sr.	1L	21-9	12.0	5.3
Frank Tolbert	G	6-4	210	Sr.	3L	32-28	11.8	4.8
Korvotney Barber	F	6-7	220	Jr.	2L	32-29	11.3	6.6
Rasheem Barrett	G	6-5	220	Jr.	2L	32-24	11.0	3.9
Quantez Roberston	G	6-3	193	Jr.	2L	32-32	8.2	3.9
DeWayne Reed	G	6-1	175	So.	1L	31-13	5.4	3.0apg
							<b>72.2 (89%)</b>	<b>33.2 (91%)</b>

#### Starter Lost: 0

#### Other Lettermen Returning: 6

Name	Pos.	Ht.	Wt.	Class	Exp.	Games-GS	'06-07 PPG	'06-07 RPG
Archie Miaway	G	6-4	203	Sr.	1L	29-2	3.6	1.0
Lucas Hargrove	F	6-6	188	So.	1L	17-0	2.5	2.0
Matt Heramb	F	6-9	225	So.	1L	13-0	1.8	1.3
Adam Luquire	F	6-7	230	Sr.	1L	4-0	1.0	0.5
Drew Smith	G	6-0	160	Jr.	2L	5-0	0.4	0.2
Ryan Brooks	F	6-6	215	So.	1L	2-0	0.0	0.0

#### Lettermen Lost: 1

Name	Pos.	Ht.	Wt.	Class	Exp.	Games-GS	'06-07 PPG	'06-07 RPG
Kelvin Lewis	G	6-4	175	Fr.	1L	21-0	3.4	0.6
							<b>3.4 (3%)</b>	<b>0.6 (1%)</b>

#### Newcomers: 2

Name	Pos.	Ht.	Wt.	Cl.	Exp.	Hometown	Previous School
Boubacar Sylla	C	7-1	275	Fr.	PS	Paris, France	Stoneridge Prep (CA)
Larry Williams Jr	G	6-2	160	Fr.	RS	Birmingham, AL	Altamont



# 2007-08 AUBURN BASKETBALL

## Numerical Roster

No.	Name	Pos.	Ht.	Wt.	Cl.	Exp.	Hometown	Previous School
1	Frank Tolbert	G	6-4	210	Sr.	3L	River Falls, AL	Red Level
2	Archie Miaway	G	6-4	203	Sr.	1L	Norcross, GA	Tallahassee CC (FL)
3	Josh Dollard	F	6-7	235	Jr.	2L	Hemingway, SC	Prince Avenue Prep
4	Lucas Hargrove	F	6-6	188	So.	1L	Pontiac, SC	Richland Northeast
5	Stamatis Makris*	G	6-0	170	Fr.	HS	Limassol, Cyprus	Lee-Scott Academy (AL)
10	Larry Williams Jr.*	G	6-2	160	Fr.	RS	Birmingham, AL	Altamont
12	DeWayne Reed	G	6-1	175	So.	1L	Houston, TX	Wheatley
13	Matt Heramb	F	6-9	225	So.	1L	Douglasville, GA	Chapel Hill
14	Drew Smith*	G	6-0	160	Jr.	2L	Trussville, AL	Hewitt-Trussville
15	Austin Riddick*	G	6-5	188	Fr.	HS	Orlando, FL	Orangewood Christian
21	Rasheem Barrett	G	6-5	220	Jr.	2L	Atlanta, GA	Marist
23	Quantez Robertson	G	6-3	193	Jr.	2L	Cincinnati, OH	Laurinburg
24	Quan Prowell	F	6-8	215	Sr.	1L	Columbus, GA	Furman University
25	Adam Luquire*	F	6-7	230	Sr.	1L	Indian Springs, AL	Berry College
32	Korvotney Barber	F	6-7	225	Jr.	2L	Manchester, GA	Manchester
33	Boubacar Sylla	C	7-1	275	Fr.	HS	Paris, France	Stoneridge Prep (CA)
35	Ryan Brooks*	F	6-6	215	So.	1L	Dothan, AL	Houston Academy

## Alphabetical Roster

No.	Name	Pos.	Ht.	Wt.	Cl.	Exp.	Hometown	High School/JC
32	Korvotney Barber	F	6-7	225	Jr.	2L	Manchester, GA	Manchester
21	Rasheem Barrett	G	6-5	220	Jr.	2L	Atlanta, GA	Marist
35	Ryan Brooks*	F	6-6	215	So.	1L	Dothan, AL	Houston Academy
3	Josh Dollard	F	6-7	235	Jr.	2L	Hemingway, SC	Prince Avenue Prep
4	Lucas Hargrove	F	6-6	188	So.	1L	Pontiac, SC	Richland Northeast
13	Matt Heramb	F	6-9	225	So.	1L	Douglasville, GA	Chapel Hill
25	Adam Luquire*	F	6-7	230	Sr.	1L	Indian Springs, AL	Berry College
5	Stamatis Makris*	G	6-0	170	Fr.	HS	Limassol, Cyprus	Lee-Scott Academy (AL)
2	Archie Miaway	G	6-4	203	Sr.	1L	Norcross, GA	Tallahassee CC (FL)
24	Quan Prowell	F	6-8	215	Sr.	1L	Columbus, GA	Furman University
12	DeWayne Reed	G	6-1	175	So.	1L	Houston, TX	Wheatley
15	Austin Riddick*	G	6-5	188	Fr.	HS	Orlando, FL	Orangewood Christian
23	Quantez Robertson	G	6-3	193	Jr.	2L	Cincinnati, OH	Laurinburg
14	Drew Smith*	G	6-0	160	Jr.	2L	Trussville, AL	Hewitt-Trussville
33	Boubacar Sylla	C	7-1	275	Fr.	HS	Paris, France	Stoneridge Prep (CA)
1	Frank Tolbert	G	6-4	210	Sr.	3L	River Falls, AL	Red Level
10	Larry Williams Jr.*	G	6-2	160	Fr.	RS	Birmingham, AL	Altamont

\* walk-on

**Head Coach:** Jeff Lebo (North Carolina '89)  
**Associate Head Coach:** John Cooper (Wichita State '91)  
**Assistant Coaches:** Brandon Johnson (Georgia State '97),  
 Bryan Bartley (Upsala College '89)  
**Senior Asst. to the Head Coach:** Dave Lebo  
 (Elizabethtown College '66)  
**Dir. of Basketball Operations:** Tim Craft (Florida '00)  
**Video Coordinator:** Randall Malone (Tennessee Tech '01)

### PRONUNCIATION CHART

*Korvotney Barber* ..... Kor -VOT - ney  
*Rasheem Barrett* ..... Ra - Sheem  
*Matt Heramb* ..... Ha - Ram  
*Jeff and Dave Lebo* ..... Lee - bo  
*Limassol, Cyprus* ..... Lee - mah - sole  
*Stamatis Makris* ..... Sta - mah - tease Mah - Crease  
*Archie Miaway* ..... Me - a - way  
*Quan Prowell* ..... Kwan PROWL (like owl)  
*Quantez Robertson* ..... Kwan - tez  
*Boubacar Sylla* ..... Boo - ba - car SILL - uh

2007-08 Outlook  
2007-08 Tigers  
2007-08 Coaching Staff  
2007-08 Opponents  
2006-07 Review  
2006-07 Tiger Records  
AU Hoop History  
Tiger Tracks  
Administration

# 2007-08 AUBURN BASKETBALL



**2007-08 AUBURN TIGERS**  
 Sitting (l to r): Ryan Brooks, Frank Tolbert, DeWayne Reed, Larry Williams Jr., Stamatis Makris, Rasheem Barrett, Archie Miaaway, Quantez Robertson, Drew Smith, Lucas Hargrove, Adam Luquire, Josh Dollard. Standing (l to r): Randall Malone (Video Coordinator), Tim Craft (Dir. of Basketball Operations, Jeff Lebo (Head Coach), Brandon Johnson (Assistant Coach), Trey Strickland (G.A./mgr.), Quan Prowell, Boubacar Sylla, Matt Heramb, Korvotney Barber, John Cooper (Associate Head Coach), Dave Lebo (Senior Assistant to the Head Coach), Bryan Bartley (Assistant Coach), Jarod Grace (Athletic Trainer), Garret Thorington (G.A./mgr.).







2007-08 Outlook  
2007-08 Tigers  
Coaching Staff  
2007-08 Opponents  
2006-07 Review  
Tiger Records  
AU Hoop History  
Tiger Tracks  
Administration

32

# Korvotney Barber

Forward 6-7 225 Junior  
Manchester, GA (Manchester)



**2006-07 (Sophomore):** Averaged 11.3 points, 6.6 rebounds and 1.7 blocks in starting 29-of-32 games ... had six double-doubles on the season and shot 61 percent from the field ... would have led the SEC in field goal pct. at 60.7 percent (148-of-244) but did not have enough attempts ... ranked sixth in the SEC with 2.72 offensive rebounds per game, ninth with 1.72 blocks and 11th with 6.6 rebounds ... was the first Tiger to be named SEC Player of the Week twice in the same season since All-American Chris Porter in 1998-99 and just the fourth ever, along with All-American Chuck Person in 1984-85 and first-team All-SEC Chris Morris in 1987-88 ... recorded back-to-back double-doubles in leading the Tigers to a pair of wins over Arkansas and at No. 25 Alabama (Feb. 26-Mar 4) ... was named the first SEC Player of the Week of the season on Nov. 13 with his first career double-double with 13 points and a



career-high 16 rebounds in Auburn's come-from-behind win over Troy ... had the game-saving block with 9 seconds left followed by the game-saving steal with 2 seconds left vs. Troy ... 18 points (8-11 fgs), 6 rebounds vs. No.12 Alabama ... 16 points (8-9 fgs), 11 rebounds at South Carolina ... 12 points and 14 rebounds vs. Arkansas ... career-high 21 points and 10 rebounds vs. Nicholls State ... 19 points (9-11 fgs), 9 rebounds and 3 blocks vs. Oklahoma State ... 10 points in 10 minutes vs. #7 Wisconsin ... 13 points, 14 rebounds, 4 blocks vs. Miles College ... 17 points, 9 rebounds in 23 minutes vs. Tennessee State ... 14 points, career-high 7 blocks, 5 rebounds and 5 assists vs. Winston-Salem State ... received the Outstanding Rebounder Award and the Field Goal Pct. Leader award at the team's season-ending awards banquet.

**2005-06 (Freshman):** Averaged 6.8 points, 4.8 rebounds and 1.6 blocks in 21.3 minutes per game ... ranked ninth in the SEC in blocks ... shot 57.4 percent from the field ... started every game after the season opener, 27-of-28 for the season ... tied a career-high with 14 points and had 7 rebounds at Tennessee ... totaled 14 points (6-9 fgs), 4 rebounds and 3 blocks at Arkansas ... 13 points, 8 rebounds and a block at eventual Final Four LSU ... 10 points and 8 rebounds at Colorado State ... career-high 10 rebounds, 4 points, 3 blocks and 2 steals vs. LSU ... 9 points and 5 boards vs. Georgia ... 9 points, 7 rebounds and 3 steals vs. Gardner-Webb ... 9 points, 5 rebounds and a career-high 5 blocks vs. McNeese State ... 9 points, 7 rebounds and 2 blocks vs. Mississippi State ... won the Outstanding Rebounding Award at the team's annual awards banquet.

**HIGH SCHOOL AND PERSONAL DATA:** Only the second Auburn player to be selected as a McDonald's All-American with Frank Ford (1983) as the other ... Tiger head coach Jeff Lebo was a McDonald's All-American in 1985 ... four-year letterwinner at Manchester (Ga.) High School for coach Curtis Noble ... averaged 20 points, 16 rebounds and 8 blocks as a senior in 2004-05 as he led Manchester to a 22-4 record and a Class AA Sweet 16 appearance ... played in the Roundball Classic ... Georgia Class AA Player of the Year ... Gatorade Player of the Year in Georgia ... Class AA first-team All-State ... averaged 16 points, 15 rebounds and 8 blocks as a junior in 2003-04 ... full name is Korvotney Manyez Barber ... born April 14, 1987, in Thomaston, Ga. ... son of Cynthia Barnes and John Barber ... signed national letter of intent on November 10, 2004.

### Barber's Statistics

	G-GS	MIN-Avg.	FG-A	Pct.	3FG-A	Pct.	FT-FTA	Pct.	REB-Avg.	PF-FO	A	TO	BLK	ST	PTS	Avg.
2005-06	28-27	597-21.3	81-141	.574	0-0	.000	28-70	.400	134-4.8	80-3	12	51	43	17	190	6.8
2006-07	32-29	817-25.5	148-244	.607	0-0	.000	64-146	.438	212-6.6	92-3	35	71	55	15	360	11.3
Total	60-56	1414-23.6	229-385	.595	0-0	.000	92-216	.308	346-5.8	172-6	47	122	98	32	550	9.2



### 2005-06 Game-by-Game

Opponent	FG-A	3FG-A	FT-A	O-D-TREB	PF	PTS	AST	TO	BS	STL	MIN
Lipscomb	2-5	0-0	0-1	2-1-3	2	4	0	2	0	0	16
Gardner-Webb +	3-6	0-0	3-8	2-5-7	3	9	0	1	1	3	21
at Colorado State +	5-8	0-0	0-1	4-4-8	4	10	0	2	1	0	20
McNeese State +	4-4	0-0	1-6	0-5-5	1	9	1	1	5	1	22
at Pittsburgh +	2-5	0-0	0-3	1-2-3	3	4	0	1	2	0	23
Southeastern La. +	3-6	0-0	0-0	1-7-8	3	6	1	2	1	1	20
Temple +	2-7	0-0	3-3	1-4-5	0	7	2	1	0	0	17
at Texas A&M +	2-2	0-0	4-6	3-1-4	3	8	0	1	3	1	21
Winthrop +	3-5	0-0	1-4	3-1-4	2	7	0	3	3	1	23
Jacksonville State +	1-2	0-0	2-4	0-1-1	2	4	2	1	3	0	14
Southern Miss +	3-5	0-0	0-0	3-1-4	3	6	0	1	2	1	19
at Vanderbilt +	0-2	0-0	0-0	1-1-2	1	0	1	2	2	0	18
Alabama +	4-7	0-0	0-0	2-2-4	3	8	0	3	2	0	23
at Florida +	3-4	0-0	0-1	2-2-4	4	6	0	2	1	0	26
Arkansas +	1-1	0-0	1-2	1-2-3	1	3	0	2	1	0	18
Kentucky +	2-3	0-0	0-1	2-1-3	5	4	0	1	0	0	16
Georgia +	4-5	0-0	1-4	4-1-5	5	9	0	1	0	0	12
at LSU +	6-9	0-0	1-2	5-3-8	4	13	1	3	1	0	21
at Mississippi State +	2-4	0-0	1-1	1-3-4	3	5	1	4	0	0	15
Ole Miss +	1-1	0-0	1-2	2-2-4	3	3	0	3	0	1	15
at Arkansas +	6-9	0-0	2-5	3-1-4	4	14	1	1	3	1	22
at Tennessee +	6-11	0-0	2-2	3-4-7	3	14	0	4	0	0	30
LSU +	2-5	0-0	0-1	1-9-10	4	4	0	3	3	2	32
Mississippi State +	4-7	0-0	1-2	3-4-7	3	9	0	1	2	1	29
at Ole Miss +	3-5	0-0	2-3	1-3-4	1	8	0	2	5	1	31
at Alabama +	1-5	0-0	1-5	4-3-7	4	3	2	2	2	2	28
South Carolina +	4-5	0-0	0-1	2-0-2	1	8	0	1	0	1	25
(1) Vanderbilt +	2-3	0-0	1-2	1-3-4	5	5	0	0	0	0	20
<b>TOTALS</b>	<b>81-141</b>	<b>0-0</b>	<b>28-70</b>	<b>58-76-134</b>	<b>80</b>	<b>190</b>	<b>12</b>	<b>51</b>	<b>43</b>	<b>17</b>	<b>597</b>

+Games Started (27 of 28)

(1) SEC Tournament (Nashville, TN • Gaylord Entertainment Center)

### 2006-07 Game-by-Game

Opponent	FG-A	3FG-A	FT-A	O-D-TREB	PF	PTS	AST	TO	BS	STL	MIN
Troy +	5-10	0-0	3-5	7-9-16	1	13	0	2	1	1	33
Winston-Salem St. +	5-6	0-0	4-7	4-1-5	4	14	5	4	7	0	21
East Tennessee St. +	4-12	0-0	6-12	3-5-8	2	14	1	4	5	2	39
Miles College +	6-7	0-0	1-5	5-9-14	1	13	2	5	4	2	29
(1) Oklahoma State +	9-11	0-0	1-3	5-4-9	4	19	0	6	3	2	35
(1) Wisconsin +	4-5	0-0	2-2	1-0-1	3	10	0	1	1	0	10
Nicholls State +	9-15	0-0	3-8	5-5-10	3	21	1	4	1	0	33
Louisiana-Monroe +	6-8	0-0	1-4	1-2-3	3	13	1	3	3	1	29
Pittsburgh +	8-13	0-0	3-7	2-2-4	2	19	0	1	3	0	29
South Alabama +	5-7	0-0	2-3	1-5-6	1	12	0	4	3	0	28
Wofford +	6-7	0-0	1-2	3-5-8	5	13	1	2	0	0	20
Tennessee State +	6-9	0-0	5-9	5-4-9	4	17	1	1	5	1	23
Texas A&M +	1-2	0-0	6-12	4-0-4	5	8	1	3	0	1	26
Charleston Southern +	4-6	0-0	0-4	2-2-4	4	8	1	5	1	0	16
at Southern Miss +	4-8	0-0	1-4	2-4-6	3	9	0	4	1	1	21
Vanderbilt +	5-8	0-0	2-5	2-2-4	2	12	2	0	2	1	32
at Kentucky +	1-3	0-0	2-4	2-4-6	4	4	0	0	0	0	24
at LSU	0-2	0-0	0-0	0-0-0	2	0	0	0	0	0	10
Tennessee	2-4	0-0	2-3	2-5-7	2	6	3	0	3	1	16
at Mississippi State	5-10	0-0	0-0	2-1-3	2	10	2	0	2	0	19
Alabama +	8-11	0-0	2-5	2-4-6	2	18	0	1	0	0	27
Florida +	3-5	0-0	0-4	1-4-5	4	6	1	0	0	0	23
at South Carolina +	8-9	0-0	0-1	3-8-11	1	16	2	1	1	0	29
Ole Miss +	1-5	0-0	0-1	2-7-9	2	2	1	1	0	0	27
at Arkansas +	4-7	0-0	2-2	1-4-5	3	10	1	7	1	1	29
Mississippi State	2-2	0-0	1-4	0-4-4	3	5	0	2	0	0	21
at Georgia +	3-7	0-0	2-4	1-3-4	5	8	1	2	3	0	33
Arkansas +	4-10	0-0	4-7	6-8-14	3	12	3	2	1	0	35
at Alabama +	6-8	0-0	5-8	6-4-10	3	17	1	1	1	1	28
LSU +	6-11	0-0	2-7	4-4-8	2	14	3	1	1	0	31
at Ole Miss +	3-9	0-0	1-2	1-4-5	3	7	1	2	0	0	21
(2) Georgia +	5-7	0-0	0-2	2-2-4	4	10	0	2	2	0	20
<b>TOTALS</b>	<b>148-244</b>	<b>0-0</b>	<b>64-146</b>	<b>87-125-212</b>	<b>92</b>	<b>360</b>	<b>35</b>	<b>71</b>	<b>55</b>	<b>15</b>	<b>817</b>

+Games Started (29 of 32)

(1) South Padre Island Invitational (South Padre Island, TX)

(2) SEC Tournament (Atlanta, GA • Georgia Dome)





# 2007-08 TIGERS

# 21

## Rasheem Barrett

Guard 6-5 220 Junior  
Atlanta, GA (Marist)



shooting 26 percent behind the arc, scored 22 points, making 6-of-9 from 3-point range ... 18 points (2-4 3fgs) at #13 LSU, making a 3-pointer with 25 seconds left that brought Auburn to within 64-63 ... 21 points, 7 rebounds, 4 steals and 4 assists vs. Nicholls State ... 19 points vs. Miles College ... 15 points and 6 rebounds vs. East Tennessee State ... 14 points (2-4 3fgs) at Georgia ... 11 points, 8 rebounds and 3 assists in the win vs. #22 Tennessee and tied the game at 66 with a pair of free throws ... 11 points and a career-high 9 rebounds vs. Troy ... 12 points vs. #1 Florida ... 10 points, 5 rebounds and 2 blocks vs. #7 Wisconsin.

**2005-06 (Freshman):** Selected to the Coaches Freshman All-SEC team ... averaged 11.1 points, 3.0 rebounds and 1.5 assists in 24.9 minutes per game ... shot 46 percent from the field, a team-best 39 percent from 3-point range and 75 percent from the foul line ... started half of the Tigers' 28 games, including the last 14 of the season ... gained first start vs. Kentucky Jan. 24, totaling 12 points and six rebounds and two steals ... scored an SEC-high 22 points (9-9 fts) and had 5 rebounds vs. Mississippi State ... named SEC Freshman of the Week on Jan. 2 after totaling 28 points, 4 rebounds and 3 assists vs. Jacksonville State ... 21 points (7-10 fgs) vs. Southern Miss ... 19 points (8-12 fgs) and 3 assists vs. Winthrop ... 15 points (3-8 treys) and 4 rebounds vs. McNeese State ... 14 points vs. Alabama ... 13 points (3-6 treys) and 4 rebounds in 19 minutes vs. Lipscomb ... 11 points (3-7 treys) vs. Vanderbilt in SEC Tournament ... named the team's Outstanding Defensive Player at the annual awards banquet.

**HIGH SCHOOL AND PERSONAL DATA:** Averaged 22.7 points, 8.2 rebounds, 3 assists and 2 blocks per game as a senior in 2004-05 en route to earning first-team All-State honors for Marist under coach Ron Bell ... shot 51 percent from the field, 34 percent from 3-point range and 68 percent from the foul line ... scored 1,792 career points in high school to finish second on the school's all-time scoring chart ... a McDonald's All-American nominee ... played in the Georgia North-South All-Star Game and the East-West All-Star Game ... averaged 23 points and 8.5 rebounds per game as a junior in 2003-04 ... full name is Rasheem Akeem Barrett ... born January 19, 1987, in Stone Mountain, Ga. ... son of Steve and Cathy Barrett ... signed national letter of intent on November 10, 2004.

**2006-07 (Sophomore):** Averaged 11.0 points, 3.9 rebounds and 2.3 assists in starting 24-of-32 games ... shot 38 percent from the field, 30 percent from 3-point range and 67 percent from the foul line ... shot 34 percent from 3-point range in SEC play compared to only 26 percent in non-conference games ... entering Auburn's SEC opener vs. Vanderbilt

### Barrett's Statistics

	G-GS	MIN-Avg.	FG-A	Pct.	3FG-A	Pct.	FT-FTA	Pct.	REB-Avg.	PF-FO	A	TO	BLK	ST	PTS	Avg.
2005-06	28-14	696-24.9	110-237	.464	39-100	.390	52-69	.754	84-3.0	66-2	43	67	2	23	311	11.1
2006-07	32-24	946-29.6	132-349	.378	46-155	.297	41-61	.672	125-3.9	57-2	73	66	6	36	351	11.0
Total	60-38	1642-27.4	242-586	.413	85-255	.333	93-130	.715	209-3.5	123-4	116	133	8	59	662	11.0

# AUBURN

Administration Tiger Tracks AU Hoop History Tiger Records 2006-07 Review 2007-08 Opponents Coaching Staff 2007-08 Tigers 2007-08 Outlook





### 2005-06 Game-by-Game

Opponent	FG-A	3FG-A	FT-A	O-D-TREB	PF	PTS	AST	TO	BS	STL	MIN
Lipscomb	5-10	3-6	0-0	3-1-4	2	13	2	3	0	0	19
Gardner-Webb	1-8	0-2	1-3	0-2-2	1	3	1	0	1	0	17
at Colorado State	0-3	0-2	0-2	0-2-2	3	0	1	1	0	1	10
McNeese State	5-11	3-8	2-2	1-3-4	2	15	3	2	0	2	22
at Pittsburgh +	1-3	1-2	0-0	0-0-0	0	3	1	1	0	0	17
Southeastern La.	4-4	0-0	2-3	0-3-3	3	10	4	0	0	0	25
Temple	4-9	3-5	0-0	1-4-5	2	11	2	1	0	1	18
at Texas A&M	4-10	1-4	1-2	3-3-6	5	10	2	1	0	0	28
Winthrop	8-12	3-5	0-0	2-0-2	4	19	3	2	0	0	23
Jacksonville State	9-14	2-3	8-10	3-1-4	1	28	3	1	0	1	26
Southern Miss	7-10	2-3	5-5	0-1-1	2	21	2	3	1	1	26
at Vanderbilt	2-6	1-3	2-2	1-3-4	1	7	1	3	0	0	25
Alabama	5-10	2-7	2-2	1-0-1	2	14	2	1	0	1	29
at Florida	3-6	2-2	2-2	1-4-5	4	10	4	4	0	0	24
Arkansas	4-9	0-3	4-7	1-1-2	4	12	0	1	0	2	29
Kentucky +	4-9	1-3	3-5	1-5-6	2	12	0	3	0	2	30
Georgia +	2-8	0-4	4-6	3-3-6	3	8	2	4	0	2	31
at LSU +	3-7	0-2	2-2	1-1-2	3	8	0	4	0	0	34
at Mississippi State+	5-15	2-6	0-0	1-2-3	3	12	1	3	0	1	32
Ole Miss +	2-4	0-0	2-2	0-1-1	1	6	0	3	0	2	21
at Arkansas +	4-11	2-4	1-2	2-2-4	2	11	1	3	0	1	33
at Tennessee +	5-7	1-2	0-0	0-0-0	2	11	2	4	0	0	22
LSU +	3-7	2-4	0-0	0-0-0	4	8	1	2	0	1	26
Mississippi State +	5-10	3-5	9-9	0-5-5	2	22	1	4	0	1	23
at Ole Miss +	1-5	0-3	1-2	0-1-1	1	3	1	5	0	2	29
at Alabama +	5-7	0-1	0-0	1-3-4	5	10	1	3	0	1	24
South Carolina +	5-9	2-4	1-1	1-2-3	1	13	1	3	0	0	22
(1) Vanderbilt +	4-13	3-7	0-0	2-2-4	1	11	1	2	0	1	31
<b>TOTALS</b>	<b>110-237</b>	<b>39-100</b>	<b>52-69</b>	<b>29-55-84</b>	<b>66</b>	<b>311</b>	<b>43</b>	<b>67</b>	<b>2</b>	<b>23</b>	<b>696</b>

+Games Started (14 of 28)

(1) SEC Tournament (Nashville, TN • Gaylord Entertainment Center)

### 2006-07 Game-by-Game

Opponent	FG-A	3FG-A	FT-A	O-D-TREB	PF	PTS	AST	TO	BS	STL	MIN
Troy +	5-15	1-9	0-0	1-8-9	3	11	1	4	0	0	27
Winston-Salem St. +	4-13	3-6	2-2	2-4-6	0	13	1	3	0	3	24
East Tennessee St. +	5-20	3-10	2-3	1-5-6	3	15	2	5	0	1	40
Miles College +	6-15	1-6	6-6	2-3-5	3	19	4	3	0	0	32
(1) Oklahoma State+	4-12	2-8	0-0	0-3-3	0	10	2	2	1	0	37
(1) Wisconsin +	4-9	2-4	0-3	1-4-5	2	10	0	3	2	0	34
Nicholls State +	8-16	2-6	3-4	5-2-7	1	21	4	1	0	4	37
Louisiana-Monroe +	5-13	1-7	3-4	0-2-2	1	14	5	4	0	2	32
Pittsburgh +	3-7	0-3	0-0	1-2-3	2	6	3	2	0	0	31
South Alabama	9-16	2-5	0-1	2-2-4	0	20	2	3	0	0	34
Wofford +	6-11	5-8	1-1	1-5-6	1	18	2	3	0	1	36
Tennessee State +	4-9	1-5	0-0	1-2-3	1	9	3	1	0	3	24
Texas A&M +	2-7	0-4	1-2	2-0-2	2	5	2	1	0	0	30
Charleston Southern+	5-11	0-1	0-0	1-4-5	2	10	3	2	0	1	24
at Southern Miss	2-8	0-5	0-1	1-5-6	0	4	0	2	0	1	23
Vanderbilt +	8-14	6-9	0-0	0-4-4	1	22	4	0	1	2	33
at Kentucky +	2-12	0-5	1-2	3-0-3	2	5	1	2	0	0	27
at LSU +	6-11	2-4	4-4	1-3-4	2	18	1	0	0	0	32
Tennessee +	5-14	0-2	1-1	3-5-8	1	11	3	1	1	1	35
at Mississippi State+	4-12	2-5	0-1	2-3-5	3	10	4	1	1	1	35
Alabama +	4-9	1-3	0-0	1-2-3	0	9	2	1	1	3	33
Florida +	5-16	0-2	2-4	2-1-3	3	12	2	3	0	1	32
at South Carolina +	2-6	2-4	6-8	1-2-3	3	12	4	1	0	0	30
Ole Miss +	4-9	2-5	0-0	0-0-0	2	10	4	4	0	0	30
at Arkansas	0-2	0-2	0-0	0-2-2	1	0	0	1	0	0	9
Mississippi State +	5-14	2-6	3-5	0-3-3	5	15	1	3	1	2	32
at Georgia +	6-12	2-4	0-1	0-2-2	2	14	0	0	0	2	34
Arkansas	0-5	0-1	0-0	1-1-2	3	0	1	2	0	2	15
at Alabama	3-6	2-4	0-0	0-2-2	0	8	2	0	0	0	23
LSU	3-7	2-3	0-0	0-2-2	5	8	3	3	0	2	24
at Ole Miss	1-5	0-2	6-8	1-1-2	2	8	3	2	0	3	28
(2) Georgia	2-13	0-7	0-0	2-3-5	1	4	4	3	1	1	29
<b>TOTALS</b>	<b>132-349</b>	<b>46-146</b>	<b>64-146</b>	<b>38-87-125</b>	<b>57</b>	<b>351</b>	<b>73</b>	<b>66</b>	<b>6</b>	<b>36</b>	<b>946</b>

+Games Started (29 of 32)

(1) South Padre Island Invitational (South Padre Island, TX)

(2) SEC Tournament (Atlanta, GA • Georgia Dome)



# 2007-08 TIGERS

# 3

## Josh Dollard

Forward 6-7 235 Junior  
Hemingway, SC (Prince Avenue Prep)



Auburn history with 16 points, 11 rebounds and 7 assists vs. Tennessee State ... 19 points and 8 rebounds in 26 minutes at Mississippi State ... 16 points and 6 rebounds each vs. both #12 Alabama and LSU ... 12 points (4-5 3fgs), 7 rebounds and 3 blocks vs. Vanderbilt in the SEC opener after entering the game shooting 3-of-19 from 3-point range on the season ... 11 points and 9 rebounds in 23 minutes vs. #1 Florida ... received the Outstanding Rebounder Award at the team's season-ending awards banquet.

**2005-06 (Freshman):** Averaged 9.1 points, 3.5 rebounds and 1.2 steals in 22.9 minutes per game ... shot 45 percent from the field and 68 percent from the foul line ... started 12 of 23 games ... scored a career-high 29 points (11-14 fgs) and had 8 rebounds and 2 steals vs. Jacksonville State ... 18 points, 5 rebounds and 3 steals at Colorado State ... 16 points (6-8 fgs) and 6 boards vs. Georgia ... 13 points at eventual Final Four LSU ... 12 points, 6 rebounds and 2 blocks at eventual National Champion Florida ... 12 points vs. McNeese State ... 12 points vs. LSU ... 11 points, 5 rebounds and 2 blocks vs. Alabama ... missed the last five games of the season after being suspended for violation of team rules.



**PREP SCHOOL, HIGH SCHOOL AND PERSONAL DATA:** Averaged 24 points, 12 rebounds, 4 assists and 3 blocks as a senior at Prince Avenue Prep in Pickens, S.C. in 2004-05 for coach Mark Knight ... named the Conference Player of the Year and the team's Player of the Year ... three-year letterman at Hemingway High School for coach Jerry Harwell ... named Class A first-team All-State averaging 20 points and 12 rebounds as a junior in 2003-04 ... Class A State Player of the Year as a junior and team MVP as he led Hemingway to the State Championship and a 24-3 record ... two-time All-Region selection as a sophomore and junior ... All-Carolina Classic team ... attended the Nike All-American Camp ... MVP of the Georgetown Steeltown Shootout ... helped lead Hemingway to the state tournament semifinals as a freshman and sophomore ... full name is Joshua Deshaun Dollard ... born September 2, 1986, in Hemingway, S.C. ... son of Karen Dollard and Orlando Pressly ... signed national letter of intent on November 10, 2004.

**2006-07 (Sophomore):** Averaged a team-high 12.5 points, a team-high 7.0 rebounds, 1.7 assists and 1.2 steals in 26.5 minutes per game ... started 23 of 26 games after missing the first six games of the season ... shot 49 percent from the field, 33 percent from 3-point range and 68 percent from the foul line ... in the final five games of the season, averaged 15.6 points while shooting 54 percent from the field and 50 percent from 3-point range ... had four double-doubles on the season, including two in Auburn's final two games ... season-high 21 points and 10 rebounds at Ole Miss in the regular season finale ... 13 points and a career-high 14 rebounds vs. Georgia in the SEC Tournament ... 14 points and 12 rebounds vs. #2 Pittsburgh ... nearly recorded the first triple-double in

### Dollard's Statistics

	G-GS	MIN-Avg.	FG-A	Pct.	3FG-A	Pct.	FT-FTA	Pct.	REB-Avg.	PF-FO	A	TO	BLK	ST	PTS	Avg.
2005-06	23-12	526-22.9	81-182	.445	6-28	.214	41-60	.683	102-4.4	54-0	27	42	17	28	209	9.1
2006-07	26-23	688-26.5	125-255	.490	18-55	.327	58-85	.682	181-7.0	79-4	45	64	15	31	326	12.5
Total	49-35	1214-24.8	206-437	.471	24-83	.289	99-145	.683	283-5.8	133-4	72	106	32	59	535	10.9

Administration Tiger Tracks AU Hoop History Tiger Records 2006-07 Review 2007-08 Opponents Coaching Staff 2007-08 Tigers 2007-08 Outlook



### 2005-06 Game-by-Game

Opponent	FG-A	3FG-A	FT-A	O-D-TREB	PF	PTS	AST	TO	BS	STL	MIN
Lipscomb +	4-10	0-2	0-1	2-8-10	3	8	2	4	2	2	30
Gardner-Webb +	3-9	0-1	4-5	3-3-6	1	10	1	2	2	2	22
at Colorado State +	6-16	1-3	5-6	2-3-5	2	18	2	3	0	3	32
McNeese State +	5-7	0-0	2-3	0-1-1	2	12	0	0	1	3	14
at Pittsburgh +	2-7	0-2	0-0	1-2-3	2	4	1	1	2	1	23
Southeastern La.	2-5	0-1	4-4	1-2-3	1	8	0	3	0	0	13
Temple	1-2	0-0	3-5	3-2-5	4	5	2	1	0	0	16
at Texas A&M	1-6	0-1	0-0	3-3-6	2	2	1	2	1	0	20
Winthrop	1-5	0-1	2-2	3-1-4	2	4	3	1	0	2	24
Jacksonville State	11-14	0-0	7-11	1-7-8	0	29	2	0	1	2	30
Southern Miss	0-1	0-0	0-0	0-0-0	1	0	2	1	0	0	9
at Vanderbilt	1-3	0-0	0-1	0-4-4	1	2	0	2	0	1	16
Alabama	5-13	1-2	0-2	3-2-5	4	11	0	2	2	0	25
at Florida	6-11	0-1	0-0	4-2-6	4	12	1	1	2	0	27
Arkansas	1-4	0-0	0-0	2-3-5	3	2	1	2	1	2	16
Kentucky	2-6	1-2	1-1	3-5-8	3	6	3	3	0	2	24
Georgia +	6-8	2-3	2-4	0-6-6	2	16	1	3	1	1	30
at LSU +	4-11	1-4	4-4	1-1-2	4	13	2	3	1	1	27
at Mississippi State+	3-8	0-0	1-2	1-2-3	4	7	0	0	1	0	27
Ole Miss +	3-8	0-3	2-2	4-0-4	3	8	1	3	0	1	25
at Arkansas +	4-10	0-1	3-6	2-3-5	1	11	1	1	0	2	30
at Tennessee +	4-8	0-1	1-1	1-0-1	2	9	1	1	0	3	25
LSU +	6-10	0-0	0-0	0-2-2	3	12	0	3	0	0	21
Mississippi State				DNP							
at Ole Miss				DNP							
at Alabama				DNP							
South Carolina				DNP							
(1) Vanderbilt				DNP							
<b>TOTALS</b>	<b>81-182</b>	<b>6-28</b>	<b>41-60</b>	<b>40-62-102</b>	<b>54</b>	<b>209</b>	<b>27</b>	<b>42</b>	<b>17</b>	<b>28</b>	<b>526</b>

+Games Started (14 of 28)

(1) SEC Tournament (Nashville, TN • Gaylord Entertainment Center)

### 2006-07 Game-by-Game

Opponent	FG-A	3FG-A	FT-A	O-D-TREB	PF	PTS	AST	TO	BS	STL	MIN
Troy				DNP							
Winston-Salem St.				DNP							
East Tennessee St.				DNP							
Miles College				DNP							
(1) Oklahoma State				DNP							
(1) Wisconsin				DNP							
Nicholls State	6-10	0-0	1-2	0-5-5	3	13	2	3	0	2	25
Louisiana-Monroe	4-7	1-2	2-3	1-5-6	4	11	1	4	0	0	22
Pittsburgh +	5-14	0-3	4-6	7-5-12	5	14	3	5	1	1	34
South Alabama +	2-5	0-1	3-4	3-9-12	3	7	4	4	0	0	26
Wofford +	7-11	0-1	2-2	0-6-6	2	16	3	1	0	0	33
Tennessee State +	6-9	2-4	2-2	3-8-11	1	16	7	3	0	1	29
Texas A&M +	5-13	0-6	2-2	3-4-7	2	12	0	2	1	0	23
Charleston Southern+	4-9	0-2	2-4	4-3-7	2	10	3	4	0	4	25
at Southern Miss	2-4	0-0	1-2	0-3-3	1	5	0	3	1	1	22
Vanderbilt +	4-8	4-5	0-0	1-6-7	2	12	2	3	3	1	28
at Kentucky +	2-6	0-1	1-2	4-2-6	2	5	0	1	0	0	18
at LSU +	4-10	1-3	2-3	1-3-4	5	11	0	3	2	0	26
Tennessee +	2-9	0-1	3-5	1-8-9	3	7	0	4	1	1	29
at Mississippi State+	7-17	1-3	4-5	5-3-8	3	19	1	3	0	0	26
Alabama +	7-13	0-1	2-2	0-6-6	3	16	1	4	1	1	27
Florida +	5-10	0-2	1-1	0-9-9	4	11	1	2	0	1	23
at South Carolina +	5-7	1-2	0-0	1-4-5	4	11	1	3	0	0	26
Ole Miss +	6-14	1-3	0-0	1-5-6	3	13	0	3	0	2	27
at Arkansas +	6-12	1-2	2-2	1-5-6	3	15	1	2	0	1	32
Mississippi State +	6-10	1-3	4-6	2-6-8	3	17	3	2	2	3	32
at Georgia +	2-5	0-0	3-6	2-3-5	5	7	1	1	0	2	16
Arkansas +	6-10	0-1	6-6	0-0-0	4	18	2	1	1	2	25
at Alabama +	3-5	0-0	4-8	0-3-3	5	10	0	0	0	2	23
LSU +	6-11	1-3	3-5	2-4-6	4	16	1	0	0	2	25
at Ole Miss +	8-15	1-2	4-4	2-8-10	2	21	5	1	0	1	32
(2) Georgia +	5-11	3-4	0-3	2-12-14	1	13	3	2	2	3	34
<b>TOTALS</b>	<b>125-255</b>	<b>18-55</b>	<b>58-85</b>	<b>46-135-181</b>	<b>79</b>	<b>326</b>	<b>45</b>	<b>64</b>	<b>15</b>	<b>31</b>	<b>688</b>

+Games Started (23 of 26)


(1) South Padre Island Invitational (South Padre Island, TX)

(2) SEC Tournament (Atlanta, GA • Georgia Dome)

# 4

## Lucas Hargrove

Forward 6-6 188 Sophomore  
Pontiac, SC (Richland Northeast)



for coach Jason Powell ... shot 45.6 percent from the field, 28.8 percent from 3-point range and 65.5 percent from the foul line in helping RNHS go 19-7 and reach the second round of the state tournament ... named one of the top five players in the state in 2006 and was a South Carolina All-Star and Farm Bureau Classic MVP ... holds Richland Northeast's single-season rebound record with 216 in 2006 and had a school record 17 boards in a single game ... ranks second on the career rebound chart with 451 ... two-time All-Region selection and two-time Midlands All-Area in 2005 and 2006 ... averaged 13.1 points and 7.0 rebounds per game as a junior leading Richland Northeast to a 22-4 record and the state tournament quarterfinals ... named the MVP of the 2004 Chick-Fil-A Classic ... was an AAU teammate of Auburn's Josh Dollard with the South Carolina Ravens ... full name is Lucas Jeremy Hargrove ... born May 31, 1988, in Augusta, Ga. ... son of Louis and Patsy Hargrove ... signed national letter of intent on Nov. 9, 2005.

### 2006-07 Game-by-Game

Opponent	FG-A	3FG-A	FT-A	O-D-TREB	PF	PTS	AST	TO	BS	STL	MIN
Troy	3-4	1-2	0-1	1-4-5	0	7	2	0	0	0	20
Winston-Salem St.	3-5	0-1	4-4	3-3-6	2	10	4	0	0	0	24
East Tennessee St.	1-3	0-1	3-6	1-5-6	1	5	2	3	0	2	25
Miles College	6-10	0-1	1-4	2-4-6	2	13	0	2	0	3	22
(1) Oklahoma State	1-3	0-1	0-1	0-1-1	0	2	0	0	0	0	6
(1) Wisconsin	0-1	0-0	0-0	0-0-0	1	0	0	0	0	0	18
Nicholls State	0-0	0-0	0-0	1-2-3	0	0	1	0	0	0	9
Louisiana-Monroe	0-2	0-0	0-2	1-1-2	2	0	1	1	0	0	9
Pittsburgh				DNP							
South Alabama	0-0	0-0	0-0	0-0-0	0	0	0	1	0	0	6
Wofford	0-0	0-0	0-0	0-0-0	0	0	1	1	0	0	6
Tennessee State	1-3	0-0	0-0	0-1-1	2	2	1	0	2	0	10
Texas A&M	0-0	0-0	0-0	0-0-0	0	0	0	1	0	0	2
Charleston Southern				DNP							
at Southern Miss				DNP							
Vanderbilt				DNP							
at Kentucky	0-0	0-0	0-0	0-0-0	0	0	0	0	0	0	1
at LSU				DNP							
Tennessee				DNP							
at Mississippi State				DNP							
Alabama	0-0	0-0	0-0	0-0-0	0	0	0	1	0	0	0+
Florida	0-0	0-0	0-0	0-0-0	0	0	0	0	0	0	1
at South Carolina				DNP							
Ole Miss				DNP							
at Arkansas				DNP							
Mississippi State				DNP							
at Georgia	0-0	0-0	2-2	1-2-3	2	2	3	0	0	0	10
Arkansas	1-2	0-0	0-0	1-0-1	1	2	0	1	0	0	2
at Alabama				DNP							
LSU				DNP							
at Ole Miss				DNP							
(2) Georgia				DNP							
<b>TOTALS</b>	<b>16-33</b>	<b>1-6</b>	<b>10-20</b>	<b>11-23-34</b>	<b>13</b>	<b>43</b>	<b>15</b>	<b>11</b>	<b>2</b>	<b>5</b>	<b>171</b>

+Games Started (0 of 17)  
(1) South Padre Island Invitational (South Padre Island, TX)  
(2) SEC Tournament (Atlanta, GA • Georgia Dome)

**2005-06 (Freshman):** Averaged 2.5 points and 2.0 rebounds in 10.1 minutes per game ... played in 17 games ... shot 49 percent from the field ... totaled a career-high 13 points, 6 rebounds and 3 steals in 22 minutes vs. Miles College ... 10 points, 6 rebounds and 4 assists in 24 minutes vs. Winston-Salem State ... 7 points (3-4 fgs), 5 rebounds and 2 assists in 20 minutes vs. Troy in the season opener ... 5 points, 6 rebounds, 2 assists and 2 steals vs. East Tennessee State ... 2 points, 3 rebounds and 3 assists at Georgia.

**HIGH SCHOOL AND PERSONAL DATA:** Earned All-State honors as a senior after averaging 15.1 points, 11.1 rebounds, 3.7 assists and 2.2 blocks for Richland Northeast High School in Columbia, S.C.,

### Hargrove's Statistics



	G-GS	MIN-Avg.	FG-A	Pct.	3FG-A	Pct.	FT-FTA	Pct.	REB-Avg.	PF-FO	A	TO	BLK	ST	PTS	Avg.
2006-07	17-0	171-10.1	16-33	.485	1-6	.167	10-20	.500	34-2.0	13-0	15	11	2	5	43	2.5

Administration | Tiger Tracks | AU Hoop History | Tiger Records | 2006-07 Review | 2007-08 Opponents | Coaching Staff | 2007-08 Tigers | 2007-08 Outlook

# 13

## Matt Heramb

Forward 6-9 225 Sophomore  
Douglasville, GA (Chapel Hill)



**2006-07 (Freshman):** Averaged 1.8 points and 1.3 rebounds in 7.3 minutes per game ... played in 13 games ... shot 53 percent from the field, 67 percent (2-of-3) from 3-point range and 20 percent (1-of-5) from the foul line ... totaled 7 points (3-of-4 fgs, 1-of-1 treys) and 2 rebounds in 15 minutes vs. Troy in the season opener ... 7 points in 4 minutes vs. Wofford ... career-high 6 rebounds, 3 points and 2 assists vs. Winston-Salem State.

**HIGH SCHOOL AND PERSONAL DATA:** Averaged nearly 15 points as a senior at Chapel Hill High School for coach Jim Gaylor in 2005-06 ... also averaged seven rebounds, four blocks and four assists a game ... very good shooter from the perimeter ... plays similar to a European big man ... is a very skilled player ... full name is Matthew Perry Heramb ... born June 16, 1988, in Long Branch, N.J. ... son of Jeff and Dolores Heramb ... signed national letter of intent on Apr. 12, 2006.

### 2006-07 Game-by-Game

Opponent	FG-A	3FG-A	FT-A	O-D-TREB	PF	PTS	AST	TO	BS	STL	MIN
Troy	3-4	1-1	0-2	1-1-2	1	7	0	2	0	1	15
Winston-Salem St.	1-2	0-0	1-3	0-6-6	1	3	2	2	1	0	21
East Tennessee St.	1-1	0-0	0-0	0-0-0	1	2	1	0	0	0	5
Miles College	2-2	0-0	0-0	1-2-3	2	4	2	2	1	1	16
(1) Oklahoma State	0-1	0-1	0-0	0-0-0	1	0	0	0	0	0	9
(1) Wisconsin	0-3	0-0	0-0	0-1-1	4	0	0	1	0	0	10
Nicholls State	0-0	0-0	0-0	0-0-0	0	0	0	0	0	0	2
Louisiana-Monroe	0-1	0-0	0-0	0-1-1	0	0	1	0	0	0	3
Pittsburgh											DNP
South Alabama											DNP
Wofford	3-4	1-1	0-0	0-1-1	0	7	0	0	0	0	4
Tennessee State	0-1	0-0	0-0	0-1-1	1	0	0	0	0	0	7
Texas A&M	0-0	0-0	0-0	0-0-0	0	0	0	0	0	0	1
Charleston Southern											DNP
at Southern Miss											DNP
Vanderbilt											DNP
at Kentucky											DNP
at LSU											DNP
Tennessee											DNP
at Mississippi State											DNP
Alabama	0-0	0-0	0-0	0-2-2	0	0	0	0	0	0	0+
Florida	0-0	0-0	0-0	0-0-0	0	0	0	0	0	0	2
at South Carolina											DNP
Ole Miss											DNP
at Arkansas											DNP
Mississippi State											DNP
at Georgia											DNP
Arkansas											DNP
at Alabama											DNP
LSU											DNP
at Ole Miss											DNP
(2) Georgia											DNP
<b>TOTALS</b>	<b>10-19</b>	<b>2-3</b>	<b>1-5</b>	<b>2-15-17</b>	<b>11</b>	<b>23</b>	<b>6</b>	<b>7</b>	<b>2</b>	<b>2</b>	<b>95</b>

+Games Started (0 of 13)

(1) South Padre Island Invitational (South Padre Island, TX)

(2) SEC Tournament (Atlanta, GA • Georgia Dome)

### Heramb's Statistics

	G-GS	MIN-Avg.	FG-A	Pct.	3FG-A	Pct.	FT-FTA	Pct.	REB-Avg.	PF-FO	A	TO	BLK	ST	PTS	Avg.
2006-07	13-0	95-7.3	10-19	.526	2-3	.667	1-5	.200	17-1.3	11-0	6	7	2	2	23	1.8





# 2007-08 TIGERS

# 2

## Archie Miaway

Guard 6-4 203 Senior  
Norcross, GA (Tallahassee, FL, CC)



range ... in 63 career games with TCC, scored 944 points (14.9 ppg) to finish eighth on the school's all-time scoring list ... is TCC's career leader in free throws made (254) and is in the top 10 in free throw attempts (3rd, 339), 3-point attempts (3rd, 358), 3-pointers made (4th, 120), field goal attempts (7th, 755), field goals made (8th, 285) and free throw pct. (9th, .749) ... was a two-time All-Panhandle Conference selection ... attended Norcross (Ga.) High School where he was named Atlanta Tip-Off Club All-Metro after averaging 24.0 points, 5.0 rebounds and 4.0 assists as a senior in 2003-04 under coach Eddie Martin ... member of the North/South All-Star team ... first-team All-Gwinnett County selection ... named to the Elite Club 30+ and Elite Club 20+ by Georgia Elite Magazine ... finished his career as the second all-time leading scorer at NHS (1,465 points) ... named honorable mention All-State by the Georgia Sports Writers Association ... helped lead Norcross High School to a No. 20 national ranking by PowerBasketball ... a McDonald's All-American Game nominee ... full name is Solomon Archie Miaway ... born Feb. 27, 1986, in Atlanta, Ga. ... son of Kermit and Siah Greenfield ... signed national letter of intent on Apr. 12, 2006.

### 2006-07 Game-by-Game

Opponent	FG-A	3FG-A	FT-A	O-D-TREB	PF	PTS	AST	TO	BS	STL	MIN
Troy +	2-9	2-7	1-4	1-1-2	0	7	0	1	0	1	7
Winston-Salem St.	3-6	2-4	1-2	0-4-4	0	9	1	3	0	2	20
East Tennessee St.	1-2	1-2	1-2	1-1-2	1	4	0	2	0	0	10
Miles College	0-3	0-2	0-2	1-0-1	0	0	1	1	0	2	13
(1) Oklahoma State	0-1	0-1	0-0	0-0-0	0	0	1	0	0	1	7
(1) Wisconsin	1-3	1-3	0-1	0-2-2	3	3	0	0	1	0	23
Nicholls State	1-5	1-4	4-4	0-1-1	1	7	4	0	1	3	22
Louisiana-Monroe	3-5	3-5	0-0	0-2-2	2	9	1	1	1	1	25
Pittsburgh	2-5	2-5	0-0	0-0-0	2	6	0	0	0	1	16
South Alabama	4-7	3-6	4-5	0-0-0	1	15	0	1	0	0	22
Wofford	0-2	0-2	0-0	0-0-0	0	0	1	0	0	0	10
Tennessee State	2-5	2-5	0-0	0-1-1	1	6	2	0	0	0	18
Texas A&M	2-4	2-4	0-2	0-0-0	0	6	0	1	0	0	14
Charleston Southern	2-7	2-6	0-0	2-0-2	1	6	0	0	0	0	14
at Southern Miss +	1-4	0-2	1-2	0-0-1	1	3	2	0	0	1	17
Vanderbilt	0-2	0-2	0-0	0-1-1	0	0	1	0	0	0	5
at Kentucky	0-2	0-2	1-2	0-0-0	0	1	1	0	0	1	9
at LSU				DNP							
Tennessee	0-0	0-0	0-0	0-0-0	1	0	0	2	0	0	1
at Mississippi State	1-3	1-3	0-0	2-3-5	0	3	0	1	0	0	8
Alabama	0-0	0-0	0-0	0-0-0	0	0	0	0	0	0	2
Florida	0-0	0-0	0-0	0-0-0	0	0	0	0	0	0	2
at South Carolina	0-1	0-1	2-2	1-0-1	0	2	0	0	0	0	4
Ole Miss	0-1	0-1	3-4	0-0-0	0	3	0	0	0	0	6
at Arkansas	0-1	0-1	0-0	0-0-0	0	0	1	0	0	0	6
Mississippi State	4-5	2-3	0-0	0-1-1	0	10	0	1	0	1	18
at Georgia	0-1	0-1	0-0	1-0-1	2	0	0	2	0	1	6
Arkansas	0-1	0-1	1-2	1-0-1	1	1	0	0	0	0	3
at Alabama				DNP							
LSU	0-0	0-0	0-0	0-0-0	0	0	1	0	0	0	5
at Ole Miss				DNP							
(2) Georgia	1-1	0-0	0-0	2-0-2	2	2	0	0	0	0	5
<b>TOTALS</b>	<b>30-86</b>	<b>24-73</b>	<b>19-34</b>	<b>11-17-28</b>	<b>19</b>	<b>103</b>	<b>17</b>	<b>16</b>	<b>3</b>	<b>18</b>	<b>332</b>

+Games Started (2 of 29)

(1) South Padre Island Invitational (South Padre Island, TX)

(2) SEC Tournament (Atlanta, GA • Georgia Dome)

### Miaway's Statistics

	G-GS	MIN-Avg.	FG-A	Pct.	3FG-A	Pct.	FT-FTA	Pct.	REB-Avg.	PF-FO	A	TO	BLK	ST	PTS	Avg.
2006-07	29-2	332-11.4	30-86	.349	24-73	.329	19-34	.559	28-1.0	19-0	17	16	3	18	103	3.6


# AUBURN

2007-08 Outlook  
2007-08 Tigers  
Coaching Staff  
2007-08 Opponents  
2006-07 Review  
2006-07 Tigers  
Tiger Records  
AU Hoop History  
Tiger Tracks  
Administration


# 24

## Quan Prowell

Forward 6-8 215 Senior  
 Columbus, GA (Furman Univ.)



**2006-07 (Junior):** Averaged 12.0 points, 5.3 rebounds, 1.2 assists and 1.0 blocks per game ... shot 50 percent from the field, 43 percent from 3-point range and 76 percent from the foul line ... started nine of 21 games played ... missed the first 11 games of the season ... scored a career-high 26 points (20 in the second half), making 5-of-6 three-pointers,



at Ole Miss in the regular season finale for the SEC Western Division title ... was 10-of-14 from the field vs. the Rebels ... 17 points (15 in the second half), 5 rebounds, 2 assists, 2 steals and a block in the win at #25 Alabama ... made 7-of-8 shots from the field, including 3-of-4 from 3-point range, vs. the Crimson Tide ... had 21 points (19 in the second half) and 8 rebounds and made the go-ahead 3-pointer in an 18-0 Auburn run in the win vs. #22 Tennessee ... was 3-of-5 from 3-point range vs. the Vols and made all four free throw attempts in

the final 22 seconds to preserve the win ... 20 points and 6 rebounds vs. #13 Texas A&M ... 15 points (3-of-4 treys) in the win at South Carolina ... 14 points, 10 rebounds and a career-high 4 assists vs. #12 Alabama ... 19 points and 8 boards vs. Charleston Southern ... recorded his first Auburn double-double with 12 points and 10 rebounds at Mississippi State ... 12 points, 4 rebounds and 3 blocks at #13 LSU ... 15 points vs. #1 Florida ... career-high 11 rebounds and 8 points at Kentucky ... 7 points with the game-clinching 15-footer with 17 seconds left vs. Vanderbilt

... two double-doubles on the season ... at the team's season-ending awards banquet, received the Free Throw Pct. Leader (.762) and the Iron Man and Iron Tiger Awards for never missing a day of practice and for excellent work in the weight room.

**2005-06:** Redshirted after transferring from Furman University ... participated in practice as a member of the scout team ... will have two seasons of eligibility remaining beginning in 2006-07 ... very athletic player and is versatile ... can play different positions.

**2004-05 (Sophomore):** Totaled 19 points and five rebounds in only 24 minutes in an 85-74 loss at Auburn Nov. 22 ... went 6-of-11 from the field, including an impressive 3-of-5 from 3-point range against the Tigers ... averaged 15.2 points and 5.6 rebounds in 15 games ... missed 14 games as he was academically ineligible from Jan. 5 to being reinstated Feb. 25, becoming eligible during the school's winter quarter ... named to the Great Alaska Shootout all-tournament team averaging 15 points and 6.3 rebounds ... scored 17 points against Utah and 14 points against both Minnesota and Alaska-Anchorage ... returned for Furman's final Southern Conference game as he scored 15 points in an upset of NCAA Tournament participant Chattanooga ... scored 11 points vs. East Tennessee State in the SoCon Tournament first round ... Furman went 16-13 (9-7 SoCon), the Paladins' first winning conference record in 13 seasons.

**2003-04 (Freshman):** Averaged 9.9 points while shooting 53.3 percent from the field en route to consensus Southern Conference Freshman of the Year honors in 2003-04 ... scored a season-high 22 points against UNC-Greensboro, making 9-of-10 shots from the field ... helped Furman to a 17-12 record (8-8 SoCon) ... named the Furman Holiday Classic MVP scoring 18 points vs. Lipscomb in the championship game, making 4-of-6 three-pointers ... 15 points vs. Minnesota in a 91-84 overtime loss ... 14 points vs. Wofford ... 16 points and a season-high nine rebounds vs. Erskine.

**HIGH SCHOOL AND PERSONAL DATA:** Averaged 21 points, 12 rebounds and 5 assists as a senior in 2002-03 at Jordan High School in Columbus, Ga., for coach Gerald Turner ... earned Class 4A all-state, all-city and team MVP honors ... three-year starter ... helped Jordan to a pair of state playoff appearances ... also starred in football, earning all-state honors as well as team MVP and all-city honors twice ... had a 3.75 GPA during his high school career ... full name is Tavorice LaQuan Prowell ... born November 1, 1984, in Montgomery, Ala. ... majoring in Sociology ... son of Veorice and Ann Prowell ... father played basketball at Faulkner (Ala.) University ... signed a scholarship to attend Auburn University June 25, 2005.

### Prowell's Statistics

	G-GS	MIN-Avg.	FG-A	Pct.	3FG-A	Pct.	FT-FTA	Pct.	REB-Avg.	PF-FO	A	TO	BLK	ST	PTS	Avg.
2003-04*	25-1	557-22.3	97-182	.533	15-44	.341	38-53	.717	109-4.4	79-3	17	39	25	20	247	9.9
2004-05*	14-12	367-26.2	77-142	.542	25-62	.403	34-50	.680	79-5.6	42-1	10	22	8	24	213	15.2
2006-07	21-9	590-28.1	92-184	.500	35-81	.432	32-42	.762	112-5.3	65-5	25	52	15	20	251	12.0
Total	60-22	1514-25.2	266-508	.524	75-187	.401	104-145	.717	300-5.0	186-9	52	113	48	64	460	11.9

\* played freshman and sophomore seasons at Furman University



### 2003-04 Game-by-Game (Furman Univ.)

Opponent	FG-A	3FG-A	FT-A	O-D-TREB	PF	PTS	AST	TO	BS	STL	MIN	
at James Madison	2-4	0-0	0-0		2	4	4	0	0	1	3	12
Southern Wesleyan	5-8	0-0	1-1		5	4	11	1	3	0	1	27
Greensboro College	6-11	2-2	2-2		3	3	16	1	1	2	3	22
at Minnesota	6-11	0-1	3-4		3	5	15	1	1	1	0	31
at UNC-Greensboro	9-10	1-1	3-5		7	2	22	0	1	2	1	26
at Northern Iowa	6-13	1-2	0-0		5	3	13	1	2	0	0	28
at UNC-Asheville	3-5	1-2	2-3		8	2	9	2	0	1	0	24
at Ohio State +	1-2	0-0	0-0		3	4	2	0	0	1	0	11
High Point	2-4	0-1	3-3		1	4	7	0	3	1	1	23
Bethune-Cookman	4-6	0-0	6-6		8	3	14	1	5	1	1	21
Lipscomb	7-10	4-6	0-0		3	2	18	1	4	1	1	19
East Tennessee State	4-7	0-2	0-0		4	3	8	0	3	0	1	21
at Coll. of Charleston	2-9	0-2	4-4		6	5	8	0	0	0	1	25
Erskine	6-7	1-2	3-5		9	3	16	0	1	5	1	21
Georgia Southern	4-9	0-2	1-2		5	2	9	2	2	1	0	30
at The Citadel	0-3	0-2	0-3		4	2	0	0	2	0	1	20
at Georgia Southern	2-6	1-3	2-4		5	2	7	0	0	1	0	24
Davidson	3-6	2-3	1-1		2	5	9	4	1	1	1	14
at Wofford	6-10	0-2	2-2		2	3	14	0	2	0	2	23
at Western Carolina	5-12	0-3	2-3		6	2	12	0	1	2	1	28
The Citadel	3-3	0-0	0-0		1	4	6	0	1	3	0	14
Coll. of Charleston	1-5	0-1	0-0		2	1	2	0	3	1	0	19
at Davidson	4-9	2-4	1-2		3	4	11	2	1	0	0	26
(1) Western Carolina	4-5	0-1	2-3		4	4	10	0	1	0	1	20
(1) East Tenn. State	2-7	0-2	0-0		7	3	4	1	1	0	0	28
<b>TOTALS</b>	<b>97-182</b>	<b>15-44</b>	<b>38-53</b>		<b>109</b>	<b>79</b>	<b>247</b>	<b>17</b>	<b>39</b>	<b>25</b>	<b>20</b>	<b>557</b>

+Games Started (1 of 25)

(1) North Charleston Coliseum (N. Charleston, SC)

### 2004-05 Game-by-Game (Furman Univ.)

Opponent	FG-A	3FG-A	FT-A	O-D-TREB	PF	PTS	AST	TO	BS	STL	MIN	
Campbell +	3-9	1-5	1-2		7	3	8	1	0	0	3	27
at Auburn +	6-11	3-5	4-7		5	5	19	0	1	0	1	34
(1) Minnesota +	6-12	1-5	1-2		9	2	14	3	4	0	1	24
(1) at Alaska-Anch.+	4-5	3-3	3-4		6	2	14	0	1	2	0	31
(1) Utah +	8-12	1-3	0-0		4	4	17	1	1	0	1	30
NC-Asheville +	6-10	2-5	4-4		4	4	18	1	3	0	5	23
at Virginia +	5-7	2-2	2-4		4	4	14	0	1	1	3	26
at High Point +	5-11	2-6	3-6		11	3	15	0	1	3	1	35
Greensboro College+9-13	2-6	3-3			8	3	23	0	3	0	1	20
Newberry +	3-8	0-2	7-9		2	1	13	2	2	0	3	21
Virginia Intermont +	7-10	2-3	1-2		6	2	17	1	0	0	3	19
at Indiana +	5-14	3-7	2-3		4	2	15	0	0	1	1	35
at Chattanooga +	5-8	3-6	2-2		2	4	15	1	3	0	1	21
(2) East Tenn. State+5-12	0-4	1-2			7	3	11	0	2	1	0	21
<b>TOTALS</b>	<b>77-142</b>	<b>25-62</b>	<b>34-50</b>		<b>79</b>	<b>42</b>	<b>213</b>	<b>10</b>	<b>22</b>	<b>8</b>	<b>24</b>	<b>367</b>

+Games Started (12 of 14)

(1) North Charleston Coliseum (N. Charleston, SC)



### 2006-07 Game-by-Game (Auburn)

Opponent	FG-A	3FG-A	FT-A	O-D-TREB	PF	PTS	AST	TO	BS	STL	MIN
Troy											DNP
Winston-Salem St.											DNP
East Tennessee St.											DNP
Miles College											DNP
(1) Oklahoma State											DNP
(1) Wisconsin											DNP
Nicholls State											DNP
Louisiana-Monroe											DNP
Pittsburgh											DNP
South Alabama											DNP
Wofford											DNP
Tennessee State	3-6	0-3	0-1	0-3-3	5	6	0	2	1	0	9
Texas A&M	7-14	4-8	2-2	3-3-6	4	20	1	1	0	2	30
Charleston Southern	6-11	3-7	4-6	2-6-8	3	19	2	1	2	0	34
at Southern Miss +	2-7	1-2	0-0	2-7-9	4	5	0	3	1	0	35
Vanderbilt	3-4	1-2	0-0	0-1-1	0	7	1	0	1	0	19
at Kentucky	3-12	2-6	0-1	5-6-11	5	8	1	1	0	1	29
at LSU +	5-14	0-3	2-2	1-3-4	1	12	0	2	3	1	39
Tennessee +	6-10	3-5	6-6	1-7-8	2	21	1	3	0	3	35
at Mississippi State +	4-9	4-6	0-0	3-7-10	4	12	2	5	0	1	28
Alabama +	6-14	2-4	0-1	2-8-10	4	14	4	1	2	3	35
Florida +	6-12	1-5	2-3	2-2-4	1	15	1	2	1	2	37
at South Carolina +	6-9	3-4	0-0	0-3-3	3	15	2	5	1	0	38
Ole Miss +	4-11	0-3	2-4	3-4-7	1	10	3	6	2	1	35
at Arkansas +	3-7	2-4	1-2	0-3-3	5	10	2	3	0	0	33
Mississippi State	2-3	0-1	2-2	0-2-2	2	6	1	4	0	2	21
at Georgia	1-3	0-2	2-3	1-1-2	5	4	0	1	0	0	12
Arkansas	0-3	0-3	3-4	0-3-3	3	3	1	2	0	1	18
at Alabama	7-8	3-4	0-0	3-2-5	5	17	2	2	1	2	29
LSU	4-8	1-3	2-2	0-3-3	2	11	0	1	0	1	23
at Ole Miss	10-14	5-6	1-1	2-3-5	3	26	1	4	0	0	27
(2) Georgia	4-5	0-0	2-2	2-3-5	3	10	0	3	0	0	24
<b>TOTALS</b>	<b>92-184</b>	<b>35-81</b>	<b>32-42</b>	<b>32-80-112</b>	<b>65</b>	<b>251</b>	<b>25</b>	<b>52</b>	<b>15</b>	<b>20</b>	<b>590</b>

+Games Started (9 of 21)

(1) South Padre Island Invitational (South Padre Island, TX)

(2) SEC Tournament (Atlanta, GA • Georgia Dome)






12

# DeWayne Reed

Guard 6-1 175 Sophomore  
Houston, TX (Wheatley)



... 10 points, 5 steals, 3 assists and 3 rebounds in his first start vs. Winston-Salem State ... 10 points, 5 assists and 3 steals in 13 minutes vs. Louisiana-Monroe ... started seven-straight games following the season opener and then started the final six games of the season.

**HIGH SCHOOL AND PERSONAL DATA:** Earned first-team All-State honors as he averaged 22.0 points, 6.0 assists, 5.0 rebounds and 4.0 steals per game in leading Wheatley High School to a 31-4 record as a senior point guard in 2005-06 ... shot 44 percent from 3-point range and 76 percent from the foul line ... named District MVP ... full name is DeWayne Pierre Reed ... born June 21, 1987, in Houston, Texas ... son of Wanda Reed and Gregory Williams ... signed national letter of intent on Apr. 12, 2006.

### 2006-07 Game-by-Game

Opponent	FG-A	3FG-A	FT-A	O-D-TREB	PF	PTS	AST	TO	BS	STL	MIN
Troy	0-4	0-3	0-0	0-4-4	1	0	7	2	0	1	19
Winston-Salem St. +	3-5	3-5	1-2	0-3-3	4	10	3	6	0	5	24
East Tennessee St. +	3-4	1-2	1-1	0-2-2	5	8	3	3	2	1	19
Miles College +	2-7	2-6	0-0	0-3-3	2	6	5	4	0	3	30
(1) Oklahoma State+	3-10	1-5	0-0	1-1-2	2	7	2	3	0	2	30
(1) Wisconsin +	6-14	2-4	3-4	0-3-3	2	17	7	6	0	2	38
Nicholls State +	4-8	1-5	1-1	0-4-4	3	10	9	4	0	5	27
Louisiana-Monroe +	4-4	2-2	0-2	1-2-3	3	10	5	2	0	3	13
Pittsburgh	1-5	1-3	4-4	0-2-2	2	7	1	1	0	1	20
South Alabama +	2-3	1-2	0-0	0-0-0	1	5	1	4	1	0	13
Wofford	1-6	0-2	1-2	1-0-1	2	3	5	0	0	0	18
Tennessee State	3-5	2-4	0-1	1-2-3	2	8	5	0	1	2	21
Texas A&M	0-6	0-3	2-2	0-0-0	1	2	1	1	0	0	14
Charleston Southern	0-2	0-1	0-0	0-0-0	2	0	2	0	0	1	12
at Southern Miss	4-7	2-3	1-1	0-1-1	2	11	2	3	0	2	25
Vanderbilt	0-3	0-3	0-0	1-1-2	3	0	1	4	0	0	20
at Kentucky	1-5	1-3	0-0	1-3-4	3	3	2	6	0	2	20
at LSU	0-1	0-0	1-2	0-1-1	0	1	2	0	0	0	9
Tennessee	0-1	0-1	0-0	0-0-0	1	0	1	2	0	0	7
at Mississippi State	2-3	2-3	0-0	0-1-1	0	6	1	1	0	1	9
Alabama	0-1	0-0	0-0	0-0-0	0	0	4	3	1	1	16
Florida	0-2	0-2	0-0	0-0-0	2	0	1	1	0	0	15
at South Carolina	2-4	0-0	2-2	0-1-1	1	6	3	0	1	0	17
Ole Miss	0-1	0-0	0-0	1-0-1	1	0	0	2	0	0	3
at Arkansas	1-5	0-1	0-0	0-0-0	2	2	1	2	0	3	15
Mississippi State				DNP							
at Georgia +	4-6	3-4	2-3	0-0-0	2	13	2	1	0	1	22
Arkansas +	1-7	1-4	3-4	1-2-3	3	6	2	3	0	1	26
at Alabama +	1-8	0-4	6-6	1-3-4	0	8	5	5	0	1	28
LSU +	2-3	1-1	7-10	0-0-0	1	12	6	2	0	2	31
at Ole Miss +	1-6	0-1	0-0	0-5-5	2	2	2	4	0	1	26
(2) Georgia +	2-5	1-4	0-0	0-1-1	4	5	2	3	0	0	20
<b>TOTALS</b>	<b>53-151</b>	<b>27-81</b>	<b>35-47</b>	<b>9-45-54</b>	<b>59</b>	<b>168</b>	<b>93</b>	<b>78</b>	<b>6</b>	<b>41</b>	<b>607</b>

+Games Started (13 of 31)

(1) South Padre Island Invitational (South Padre Island, TX)

(2) SEC Tournament (Atlanta, GA • Georgia Dome)

**2005-06 (Freshman):** Named to the Coaches Freshman All-SEC team ... averaged 5.4 points, 3.0 assists, 1.3 steals and 1.7 rebounds in starting 13 of 31 games ... ranked 12th in the SEC with 1.3 steals per game, second among SEC freshmen ... his 3.0 assists were the fourth-most by a SEC frosh ... shot 35 percent from the field, 33 percent from 3-point range and 75 percent from the foul line ... scored a career-high 17 points to go along with 7 assists, 3 rebounds and 2 steals vs. #7 Wisconsin ... SEC-high 13 points (3-of-4 treys) and 2 assists in 22 minutes at Georgia ... 12 points (7-of-10 fts) and 7 assists vs. LSU ... 11 points (2-of-3 treys) at Southern Miss, tying the game with a 3-pointer with 19 seconds remaining ... 8 points, 5 assists and 4 rebounds at #25 Alabama ... 10 points, a career-high 9 assists and 4 rebounds vs. Nicholls State

### Reed's Statistics


G-GS	MIN-Avg.	FG-A	Pct.	3FG-A	Pct.	FT-FTA	Pct.	REB-Avg.	PF-FO	A	TO	BLK	ST	PTS	Avg.	
2006-07	31-13	607-19.6	53-151	.351	27-81	.333	35-47	.745	54-1.7	59-1	93	78	6	41	168	5.4



23

# Quantez Robertson

Guard 6-3 190 Junior  
Cincinnati, OH (Laurinburg Institute)



**2006-07 (Sophomore):** Has started all 60 games in his two years at Auburn ... averaged 8.2 points, 5.1 assists, 3.9 rebounds and 1.7 steals in 33.8 minutes per game ... the only Tiger to start all 32 games ... dished out more assists in his first two seasons than any other Tiger in history with 293, surpassing Gerald White's 279 assists from 1983-85 ... ranked third in the SEC with a 2.26 assist-to-turnover ratio ... fourth in the SEC with 5.1 assists per game and seventh with 33.75 minutes per game ... tied a career-high with 17 points (7-of-8 fgs) and dished out 5 assists vs. No. 1 Florida ... dished out a career-high 10 assists to only 2 turnovers vs. No. 12 Alabama ... 11 points, 7 assists, 4 rebounds and only 1 turnover in 34 minutes at South Carolina ... 8 assists at Mississippi State ... 7 assists vs. No. 22 Tennessee ... 14 points, 8 assists and 8 rebounds vs. Wofford ... 15 points, 5 rebounds and 5 assists vs. South Alabama ... 14 points, career-high 7 steals, 5 rebounds and 3 assists vs. Oklahoma State ... 13 points, 6 assists and 4 rebounds vs. Miss. State ... 12 points, 8 assists and 6 rebounds in 39 minutes vs. Troy ... 11 points, 9 assists 4 rebounds and 3 steals vs. Winston-Salem ... 12 points and 4 steals vs. Ole Miss ... 10 points, 9 assists and 5 rebounds vs. Louisiana-Monroe ... 9 points and 8 rebounds vs. #7 Wisconsin ... 11 points and 7 assists at South Carolina ... named MVP at the team's season-ending awards banquet while also being named Outstanding Defensive Player, Playmaker Award, Iron Man and Iron Tiger Awards for not missing a day of practice or weight room workouts ... named to the SEC's Com-



munity Service team.


**2005-06 (Freshman):** Selected to the SEC All-Freshman team ... ranked third in the SEC in two categories with 4.64 assists and 35.39 minutes played ... ranked fifth in the league with a 1.67 assist-to-turnover ratio ... led all SEC freshmen in assists, minutes played and in assist-to-turnover ratio ... ranked second among freshmen all-time at Auburn with 130 assists on the season (Wes Flanigan had 137 in 1993-94) ... averaged 8.0 points, 4.1 rebounds, 4.6 assists and 1.3 steals ... started all 28 games ... shot 36 percent from the field, 36 percent from 3-point range and 68 percent from the foul line ... scored a career-high 17 points to go along with 4 assists and 4 rebounds at No. 8 Tennessee ... equaled his career-high with 17 points, 3 assists and 0 turnovers in 39 minutes vs. Vanderbilt in the SEC Tournament in Nashville ... 14 points and 5 assists vs. Kentucky ... pulled down a career-high 10 rebounds to go along with 5 points and 5 assists at eventual National Champion Florida ... 11 points, 8 assists, 5 rebounds and 3 steals vs. McNeese State ... 11 points, 6 assists and 5 rebounds at eventual Final Four LSU ... 12 points, 5 rebounds, 5 assists, 2 blocks and 2 steals vs. eventual NIT Champion South Carolina ... 12 points and 3 assists at Vanderbilt ... 10 points, 6 assists and 4 rebounds at eventual NCAA Tournament team Texas A&M ... 9 points, 8 assists, 6 rebound and only 1 turnover in 36 minutes vs. Temple ... played all 40 minutes five times and 39 minutes on five more occasions ... played every minute at No. 2 Florida, Kentucky, Alabama, at Vanderbilt and Winthrop ... played all but two minutes in Auburn's first six SEC games ... received the Outstanding Playmaker Award at the team's season-ending awards banquet ... left-handed.

**HIGH SCHOOL AND PERSONAL DATA:** Averaged 10.2 points in helping lead Laurinburg (N.C.) Institute to a perfect 40-0 record and the prep school National Championship in 2004-05 ... coached by Chris Chaney at Laurinburg ... one of 15 players on his Laurinburg team to sign a Div. I scholarship ... Laurinburg averaged 101 points per game and had an average margin of victory of 40 points as nine players averaged in double-figures and 17 different players led the team in scoring ... totaled 17 points, 9 rebounds and 4 steals against Brewster Academy ... had 13 points vs. Bridgton ... two-year varsity letterman at Withrow High School in Cincinnati, Ohio, as a junior and senior before enrolling in Laurinburg Institute ... a second-team all-state selection and helped lead Withrow to a 20-1 record averaging 12 points per game as a senior in 2003-04 for coach Steve Gentry ... city of Cincinnati player of the year nominee ... full name is Quantez Lamar Robertson ... born December 16, 1984, in Cincinnati, Ohio ... son of Monica Robertson ... signed a scholarship to attend Auburn University on July 4, 2005.

### Robertson's Statistics

	G-GS	MIN-Avg.	FG-A	Pct.	3FG-A	Pct.	FT-FTA	Pct.	REB-Avg.	PF-FO	A	TO	BLK	ST	PTS	Avg.
2005-06	28-28	991-35.4	67-185	.362	24-66	.364	65-95	.684	116-4.1	80-1	130	78	9	37	223	8.0
2006-07	32-32	1080-33.8	93-210	.443	30-98	.306	45-62	.726	124-3.9	83-3	163	72	6	55	261	8.2
Total	60-60	2071-34.5	160-395	.405	54-164	.329	110-157	.701	240-4.0	163-4	293	150	15	92	484	8.1

2007-08 Outlook  
2007-08 Tigers  
Coaching Staff  
2007-08 Opponents  
2006-07 Review  
2006-07 Tiger Records  
AU Hoop History  
Tiger Tracks  
Administration



Quantez Robertson reads to second-graders at Smiths Station school. It is one of the many times the Tigers perform community service throughout the school year.

### 2005-06 Game-by-Game

Opponent	FG-A	3FG-A	FT-A	O-D-TREB	PF	PTS	AST	TO	BS	STL	MIN
Lipscomb +	2-6	1-2	0-0	0-7-7	4	5	6	0	0	1	26
Gardner-Webb +	3-7	1-3	0-0	0-3-3	2	7	6	1	1	1	27
at Colorado State +	3-8	2-2	5-5	0-3-3	3	13	3	1	0	1	31
McNeese State +	1-2	0-1	9-12	0-5-5	3	11	8	2	0	3	29
at Pittsburgh +	0-6	0-2	1-4	0-1-1	3	1	1	2	0	2	35
Southeastern La. +	2-5	1-2	0-0	0-2-2	2	5	7	2	0	3	38
Temple +	2-4	1-2	4-4	0-6-6	2	9	8	1	0	0	36
at Texas A&M +	3-7	0-2	4-6	0-4-4	2	10	6	3	0	1	39
Winthrop +	2-9	0-2	0-0	1-4-5	2	4	5	2	0	1	40
Jacksonville State +	1-3	1-3	2-4	0-3-3	2	5	1	4	0	1	29
Southern Miss +	0-6	0-2	5-6	1-2-3	1	5	7	1	1	0	35
at Vanderbilt +	4-9	3-6	1-1	0-1-1	3	12	3	2	0	2	40
Alabama +	2-7	0-1	0-0	0-2-2	3	4	8	3	0	2	40
at Florida +	2-11	1-2	0-0	2-8-10	2	5	5	2	0	0	40
Arkansas +	4-9	1-2	0-0	2-4-6	3	9	6	6	2	3	39
Kentucky +	3-9	1-4	7-8	0-2-2	4	14	5	4	0	1	40
Georgia +	2-4	1-3	2-8	0-9-9	4	7	3	8	0	1	39
at LSU +	4-8	1-2	2-6	2-3-5	3	11	6	3	0	1	37
at Mississippi State +	1-5	0-3	0-0	2-3-5	4	2	1	6	0	1	35
Ole Miss +	3-7	1-4	2-2	1-1-2	3	9	1	3	0	0	34
at Arkansas +	1-4	0-1	3-4	1-4-5	4	5	4	2	0	2	37
at Tennessee +	5-7	5-6	2-2	0-4-4	4	17	4	7	1	1	35
LSU +	3-8	0-1	4-6	0-1-1	2	10	5	3	0	4	39
Mississippi State +	1-3	1-2	1-2	1-3-4	1	4	5	3	0	0	31
at Ole Miss +	1-5	0-1	2-3	0-6-6	3	4	3	2	1	1	36
at Alabama +	3-8	0-1	0-2	1-4-5	4	6	5	0	1	0	30
South Carolina +	4-8	1-2	3-4	1-4-5	2	12	5	5	2	3	35
(1) Vanderbilt +	5-10	1-2	6-6	1-1-2	5	17	3	0	0	1	39
<b>TOTALS</b>	<b>67-185</b>	<b>24-66</b>	<b>65-95</b>	<b>16-100-116</b>	<b>80</b>	<b>223</b>	<b>130</b>	<b>78</b>	<b>9</b>	<b>37</b>	<b>991</b>

+Games Started (28 of 28)

(1) SEC Tournament (Nashville, TN • Gaylord Entertainment Center)

### 2006-07 Game-by-Game

Opponent	FG-A	3FG-A	FT-A	O-D-TREB	PF	PTS	AST	TO	BS	STL	MIN
Troy +	5-10	2-7	0-1	0-6-6	3	12	8	3	0	0	39
Winston-Salem St. +	4-4	0-0	3-3	0-4-4	4	11	9	1	1	3	33
East Tennessee St. +	3-10	2-6	0-0	1-2-3	3	8	5	1	0	4	40
Miles College +	2-5	2-4	0-2	0-6-6	0	6	3	1	0	2	37
(1) Oklahoma State +	7-13	0-4	0-0	2-3-5	4	14	3	1	0	7	40
(1) Wisconsin +	3-5	0-1	3-4	4-4-8	4	9	2	4	0	2	35
Nicholls State +	2-7	0-5	4-4	2-3-5	3	8	6	2	1	1	39
Louisiana-Monroe +	4-5	2-2	0-0	1-4-5	2	10	9	2	1	2	35
Pittsburgh +	2-7	0-3	1-4	0-5-5	4	5	5	3	0	3	38
South Alabama +	5-8	2-2	3-4	0-5-5	4	15	5	3	0	0	38
Wofford +	4-9	4-7	2-2	2-6-8	1	14	8	4	0	2	37
Tennessee State +	0-3	0-3	0-0	0-2-2	2	0	3	0	0	1	15
Texas A&M +	0-3	0-3	0-0	1-2-3	5	0	6	2	0	0	25
Charleston Southern +	1-5	0-3	0-0	1-3-4	1	2	5	0	0	3	35
at Southern Miss +	1-2	1-2	3-4	0-0-0	4	6	2	3	0	1	22
Vanderbilt +	2-4	2-4	0-0	1-5-6	3	6	6	5	0	0	26
at Kentucky +	3-11	0-4	0-0	2-2-4	4	6	4	2	0	1	25
at LSU +	2-6	1-2	2-2	0-2-2	2	7	4	2	0	3	37
Tennessee +	2-6	1-1	4-4	1-2-3	2	9	7	3	0	2	34
at Mississippi State +	1-6	0-2	3-4	1-2-3	2	5	8	2	0	1	31
Alabama +	3-3	0-0	1-2	0-3-3	1	7	10	2	0	1	36
Florida +	7-8	0-0	3-3	1-0-1	3	17	5	2	0	0	38
at South Carolina +	4-9	2-4	1-6	1-3-4	1	11	7	1	0	0	34
Ole Miss +	4-6	2-2	2-3	0-2-2	0	12	3	6	1	4	38
at Arkansas +	4-6	2-3	0-0	0-1-1	2	10	3	3	0	1	35
Mississippi State +	5-12	1-5	2-2	2-2-4	3	13	6	2	1	0	36
at Georgia +	1-7	1-4	2-2	1-3-4	5	5	6	1	0	3	29
Arkansas +	3-8	1-5	0-0	2-3-5	0	7	2	1	0	2	37
at Alabama +	2-3	0-1	4-4	0-4-4	2	8	3	2	1	2	34
LSU +	2-6	1-2	1-1	0-5-5	2	6	2	2	0	2	35
at Ole Miss +	1-2	0-1	0-0	0-2-2	5	2	4	3	0	0	30
(2) Georgia	4-11	1-6	1-1	1-1-2	2	10	4	3	0	2	37
<b>TOTALS</b>	<b>93-210</b>	<b>30-98</b>	<b>45-62</b>	<b>27-97-124</b>	<b>83</b>	<b>261</b>	<b>163</b>	<b>72</b>	<b>6</b>	<b>55</b>	<b>1080</b>

+Games Started (32 of 32)

(1) South Padre Island Invitational (South Padre Island, TX)



(2) SEC Tournament (Atlanta, GA • Georgia Dome)



33

# Boubacar Sylla

Center 7-1 275 Freshman  
Paris, France (Stoneridge, CA, Prep)



**2006-07 (Freshman):** Tallest player in Auburn basketball history, eclipsing a pair of 7-footers in Mamadou N'diaye (1997-200) and Ernie Magri (1972-73) ... has great hands ... a great passer ... is very long for a player this huge.

**PREP SCHOOL, HIGH SCHOOL AND PERSONAL DATA:** Averaged 2.9 points 2.5 rebounds at Stoneridge Prep in Simi Valley, Calif., in 2006-07 for coach Babacar Sy ... helped Stoneridge to a No. 14 prep school ranking by Hoopmasters ... prep school teammates included Oklahoma State's Ibrihima Thomas, Rutgers' Hamady N'diaye, Southern Cal's Mamadou Diarra, Baylor's Djibril Thiam, Fordham's Herb Tanner, Lamar's Shane Mahoney and Western Illinois' Mahamoud Diakite ... attended all four years of high school in Paris, France ... full name is Boubacar Sylla ... born July 18, 1986, in Paris, France ... son of Mamadou and Oumou Sylla ... the oldest of nine children, five brothers and three sisters ... played soccer as a child and first played basketball at the age of 12 ... is fluent in three languages -- English, French and Bambara, his native African language ... signed national letter of intent on Apr. 11, 2007.

### Jeff Lebo on Boubacar Sylla:


"Boubacar Sylla is going to give us some great size that we haven't had. I really like him because he has good hands. He can make a 12-to-15 foot shot, and he is going to be a kid that we hope gets better and better over the course of time. He will take some time, but I think he has a terrific upside because he has good hands, and he passes the ball well. As he learns the college game a little bit more, I think he will be one of those guys who is much better in college than he is in high school. He is not great above the rim, but he is huge, and he is long for a guy who is that big."

Administration  
Tiger Tracks  
AU Hoop History  
Tiger Records  
2006-07 Review  
2007-08 Opponents  
Coaching Staff  
2007-08 Tigers  
2007-08 Outlook


# I

## Frank Tolbert

**Guard 6-4 210 Senior**  
**River Falls, AL (Red Level)**



**2006-07 (Junior):** Averaged 11.8 points, 4.8 rebounds, 1.5 assists and 1.3 steals in 28.2 minutes per game ... played in all 32 games, starting 28 ... shot 48 percent from the field, 38 percent from 3-point range and 72 percent from the foul line ... ranked 10th in the SEC in free throw pct., 14th in steals, 24th in rebounding and 28th in scoring ... notched his first career double-double with 18 points and 10 rebounds vs. Arkansas Feb. 21 ... 24 points (9-of-13 fgs) and 5 rebounds in the win vs. #22 Tennessee ... 21 points, 5 rebounds and 2 blocks in 27 minutes vs. Winston-Salem State ... 18 points (16 in the 1st half) (9-of-11 fts) vs. Miles ... 17 points (6-of-8 fgs, 3-of-5 3fgs) and 3 steals in the win vs. #12 Alabama ... 17 points (3-of-6 3fgs) and 3 rebounds at Georgia ... 15 points (7-of-9 fgs), 7 rebounds and 2 blocks vs. Wofford ... 14 points (all in the 2nd half) and the game-winning basket vs. Troy to go along with 8 rebounds ... 14 points vs. Mississippi State ... 14 points and 8 boards vs. Louisiana-Monroe ... named to the South Padre Invitational all-tournament team with 13 points, 8 rebounds and 4 assists vs. Oklahoma State along with 12 points and 6 boards vs. #7 Wisconsin ... 13 points at Ole Miss ... 12 points in the win at #25 Alabama ... at the team's annual awards banquet, received the Lambert/Eagles Award, the highest award an Auburn basketball player can receive.



**2005-06 (Sophomore):** Averaged 9.1 points, 3.5 rebounds, 1.3 steals and 1.3 assists in 23.4 minutes per game ... played in all 28 games, starting 19 ... shot 43 percent from the field, 36 percent from 3-point range and 58 percent from the foul line ... scored a season-high 21 points and had

5 rebounds and 4 steals at eventual National Champion Florida ... 18 points (4-of-8 treys) and 6 rebounds vs. Vanderbilt in the SEC Tournament in Nashville ... 15 points and 4 rebounds at eventual Final Four LSU ... 15 points at NCAA Tournament team Texas A&M ... 12 points, 9 rebounds and 4 assists at Vanderbilt ... 14 points and 4 rebounds vs. Temple ... 13 points, 5 rebounds, 4 blocks and 2 steals vs. Georgia ... received the team's Sixth-Man Award for the second consecutive year at the season ending awards banquet.

**2004-05 (Freshman):** Averaged 6.9 points and 3.0 rebounds in 21.2 minutes per game ... played in 30 games, starting 11 ... did not play at South Carolina due to injury ... shot 42 percent from the field, 33 percent from 3-point range and 65 percent from the foul line ... named SEC player of the week after totaling 29 points (10-of-14 fgs, 4-of-7 3fgs), 6 rebounds and 3 assists in a season-high 39 minutes vs. Mississippi State Feb. 5 ... he had only scored 26 points combined in Auburn's previous seven SEC games ... the 29 points were the fourth most by a Tiger freshman in history ... 21 points (8-of-11 fgs) and 8 rebounds in 25 minutes vs. Furman ... 16 points and 6 boards at Georgia ... 16 points (5-of-8 fgs), 4 steals and 3 rebounds vs. Wofford ... 14 points and 5 rebounds in Auburn's 77-73 SEC Tournament first round upset win over Vanderbilt ... 9 points (2-of-3 3fgs) and 4 assists in 21 minutes in his collegiate debut at Temple ... 8 points and 4 rebounds at No. 5 Kentucky ... 8 points and 4 boards at No. 19 Alabama ... 8 points, 3 rebounds, 2 blocks and 1 steal in 33 minutes at Ole Miss ... 8 points vs. Louisiana Tech and Delaware ... 7 points and 5 rebounds vs. Arkansas ... 7 points, 2 rebounds, 1 block and 1 assist vs. Belmont in his first collegiate start ... presented the Sixth-Man Award at the team's banquet.

**HIGH SCHOOL AND PERSONAL DATA:** Averaged 24 points, 9.8 rebounds and 3 assists as a senior at Red Level High School under coach Fred Kelley in 2003-04 ... Red Level's all-time leading scorer ... 23 points and 9 rebounds against Columbus (Ga.) Shaw High School, going an impressive 17-of-20 from the foul line ... averaged 23 points, 9 rebounds, 3 assists, 2 steals and 2 blocks as a junior playing a variety of positions ... earned second-team Class 2A all-state honors as a junior in 2002-03 ... led the Tigers to a 23-2 record ... shot 55 percent from the field, 30 percent from 3-point range and 73 percent from the foul line ... scored a career-high 40 points vs. T.R. Miller as a sophomore ... called up to the varsity as an 8th-grader and started since the beginning of the 9th grade ... broke a backboard by catching a rebound off the glass and dunking it against W.S. Neal as a sophomore ... a quick and high leaper ... played AAU basketball for former Auburn All-American and NBA standout Wesley Person ... full name is Willie Frank Tolbert Jr. ... born July 19, 1986, in Andalusia, Ala. ... son of Mary Lou and Willie Frank Tolbert Sr. ... signed national letter of intent on November 14, 2003.

### Tolbert's Statistics

	G-GS	MIN-Avg.	FG-A	Pct.	3FG-A	Pct.	FT-FTA	Pct.	REB-Avg.	PF-FO	A	TO	BLK	ST	PTS	Avg.
2004-05	30-11	636-21.2	73-172	.424	18-55	.327	44-68	.647	90-3.0	110-8	29	60	15	22	208	6.9
2005-06	28-19	655-23.4	90-209	.431	27-75	.360	48-83	.578	99-3.5	90-7	35	73	23	37	255	9.1
2006-07	32-28	903-28.2	128-268	.478	38-101	.376	83-116	.716	155-4.8	118-8	49	73	20	42	377	11.8
Total	90-58	2194-24.4	291-649	.448	83-231	.359	175-267	.655	344-3.8	318-23	113	206	58	101	840	9.3



### 2004-05 Game-by-Game

Opponent	FG-A	3FG-A	FT-A	O-D-TREB	PF	PTS	AST	TO	BS	STL	MIN
at Temple	3-7	2-3	1-2	0-2-2	5	9	4	5	0	0	21
Furman	8-11	2-3	3-6	6-2-8	3	21	1	2	0	2	25
Nicholls State	2-7	0-3	1-1	0-2-2	4	5	1	3	1	3	18
Louisiana Tech	1-4	0-1	6-8	0-0-0	4	8	0	2	0	0	13
Colorado State	0-4	0-0	1-2	1-1-2	4	1	2	1	0	0	15
(1) Virginia	1-1	0-0	0-0	0-0-0	2	0	0	0	0	1	11
Wofford	5-8	0-1	6-8	1-2-3	5	16	0	0	0	4	29
at Coll. of Charleston	2-3	0-1	1-3	0-4-4	4	5	1	4	0	0	17
UNLV	1-4	0-1	0-0	1-1-2	5	2	1	0	1	0	15
(2) Delaware	4-7	0-2	0-0	3-0-3	4	8	1	3	0	0	20
(2) Middle Tenn. State	0-3	0-0	2-4	1-3-4	4	8	1	3	0	0	20
(2) Toledo	2-5	1-2	0-0	1-2-3	0	5	0	1	0	1	12
Belmont +	3-5	1-1	0-2	1-1-2	2	7	1	2	1	0	25
at Mississippi State	0-2	0-1	2-2	2-1-3	2	7	1	2	1	0	25
Florida	0-1	0-1	0-0	0-0-0	3	0	0	0	0	1	15
Ole Miss	2-2	1-1	0-0	0-1-1	3	5	0	2	1	0	12
at Arkansas	2-5	1-3	0-0	0-0-0	5	5	1	2	0	0	20
Alabama +	1-3	0-0	0-0	0-0-0	4	2	0	0	0	1	16
Tennessee +	2-5	0-2	0-0	0-1-1	4	4	1	1	0	0	13
at Ole Miss +	3-10	0-2	2-3	0-1-1	4	4	1	1	0	0	13
Mississippi State +	10-14	4-7	5-5	1-5-6	3	29	3	5	0	0	39
at LSU +	0-5	0-1	0-0	2-2-4	2	0	2	1	1	0	23
at South Carolina	DNP-INJ										
Vanderbilt	2-3	0-0	0-0	1-2-3	5	4	0	1	0	0	11
at Georgia	6-13	0-2	4-8	2-4-6	4	16	1	2	1	2	33
at Kentucky +	2-5	2-2	2-2	3-1-4	5	8	1	2	0	0	22
LSU +	1-7	1-3	0-0	3-3-6	5	3	2	3	4	1	22
at Alabama +	3-10	1-5	1-2	2-2-4	5	8	1	0	0	1	29
Arkansas	2-5	1-3	2-4	1-4-5	4	7	1	4	0	0	24
(3) Vanderbilt +	4-6	1-3	5-6	2-3-5	4	14	0	3	2	0	38
(3) LSU +	1-7	0-1	0-0	4-0-4	4	2	1	1	0	1	32
<b>TOTALS</b>	<b>73-172</b>	<b>18-55</b>	<b>44-68</b>	<b>38-52-90</b>	<b>110</b>	<b>208</b>	<b>29</b>	<b>60</b>	<b>15</b>	<b>22</b>	<b>636</b>

+Games Started (111 of 30); (1) Siegel Center (Richmond, VA); (2) San Juan Shootout (Carolina, PR); (3) SEC Tournament (Atlanta, GA)

### 2005-06 Game-by-Game

Opponent	FG-A	3FG-A	FT-A	O-D-TREB	PF	PTS	AST	TO	BS	STL	MIN
Lipscomb +	2-10	1-4	2-4	2-3-5	2	7	3	2	1	1	24
Gardner-Webb +	5-8	0-0	1-1	3-3-6	2	11	0	0	0	2	25
at Colorado State +	1-4	0-0	2-3	1-1-2	5	4	0	6	1	1	20
McNeese State +	1-5	0-2	4-6	2-1-3	2	6	2	5	0	0	15
at Pittsburgh	2-6	1-2	0-5	1-3-4	2	5	1	6	0	1	18
Southeastern La. +	5-8	1-3	2-2	1-2-3	1	13	1	1	1	2	28
Temple +	5-9	1-3	3-4	0-4-4	4	14	1	2	0	2	22
at Texas A&M +	5-9	2-3	3-6	1-0-1	4	15	1	3	1	0	17
Winthrop +	3-4	1-1	2-2	0-0-0	1	9	0	2	0	1	21
Jacksonville State +	1-4	0-1	0-2	2-1-3	4	2	3	2	1	1	19
Southern Miss +	2-4	0-0	4-4	0-2-2	2	8	1	1	0	0	28
at Vanderbilt +	4-9	1-3	3-4	4-5-9	3	12	4	4	1	0	30
Alabama +	2-5	1-1	0-1	1-2-3	3	5	1	1	0	0	19
at Florida +	8-14	4-5	1-2	3-2-5	3	21	1	8	1	4	35
Arkansas +	1-4	0-2	0-0	0-2-2	5	2	1	7	1	1	17
Kentucky	4-8	1-3	2-7	3-1-4	5	11	0	1	2	2	30
Georgia	4-8	2-4	3-5	2-3-5	2	13	0	4	4	2	30
at LSU	4-7	2-3	5-6	1-3-4	5	15	1	0	1	1	28
at Mississippi State	4-11	0-5	2-2	1-3-4	4	10	0	3	2	4	25
Ole Miss	1-4	0-1	0-2	1-2-3	2	2	2	2	0	0	16
at Arkansas	1-4	0-2	3-4	1-0-1	5	5	1	3	1	1	16
at Tennessee	5-8	2-3	1-1	2-3-5	3	13	5	1	0	0	21
LSU	0-3	0-1	0-0	1-1-2	5	0	1	1	0	1	10
Mississippi State +	3-11	1-5	0-1	4-0-4	2	7	1	1	1	5	28
at Ole Miss +	4-9	1-3	1-1	0-1-1	3	10	0	2	1	0	23
at Alabama +	2-11	0-4	4-8	2-3-5	4	8	3	3	0	0	24
South Carolina +	4-9	1-3	0-0	3-0-3	5	9	1	3	2	4	28
(1) Vanderbilt +	7-13	4-8	0-0	4-2-6	2	18	0	1	1	0	28
<b>TOTALS</b>											

+Games Started (19 of 28)


(1) SEC Tournament (Nashville, TN • Gaylord Entertainment Center)

### 2006-07 Game-by-Game

Opponent	FG-A	3FG-A	FT-A	O-D-TREB	PF	PTS	AST	TO	BS	STL	MIN
Troy +	5-13	2-3	2-2	3-5-8	4	14	1	1	0	0	26
Winston-Salem St. +	8-12	2-5	3-5	1-4-5	5	21	0	1	2	0	27
East Tennessee St. +	3-3	0-0	2-3	2-6-8	4	8	4	1	1	0	22
Miles College +	4-10	1-3	9-11	2-2-4	4	18	2	4	0	2	21
(1) Oklahoma State+	5-14	2-4	1-3	4-4-8	4	13	4	3	0	1	36
(1) Wisconsin +	4-6	1-3	3-5	1-5-6	5	12	2	2	1	1	27
Nicholls State +	5-10	1-5	1-3	1-0-1	5	12	0	5	2	2	31
Louisiana-Monroe +	5-9	2-5	2-2	4-4-8	3	14	0	5	0	2	31
Pittsburgh +	4-10	0-3	1-2	2-4-6	4	9	0	2	2	1	32
South Alabama +	2-6	1-3	3-4	1-5-6	4	8	3	2	1	3	33
Wofford +	7-9	1-1	0-0	4-3-7	3	15	3	4	2	0	34
Tennessee State +	4-7	2-4	2-2	0-2-2	3	12	2	2	1	1	20
Texas A&M +	2-6	0-3	1-2	4-3-7	3	5	1	3	0	3	23
Charleston Southern +	2-7	1-2	3-3	3-2-5	3	8	2	0	1	2	24
at Southern Miss +	4-5	1-2	2-2	0-4-4	5	11	2	3	1	1	27
Vanderbilt +	4-12	1-2	0-0	2-1-3	3	9	5	2	0	0	31
at Kentucky +	3-9	2-5	3-4	1-1-2	3	11	1	3	0	4	35
at LSU +	3-6	1-4	0-0	2-3-5	5	7	0	4	0	1	26
Tennessee +	9-13	2-5	4-9	3-2-5	3	24	1	3	0	1	33
at Mississippi State+	3-10	0-2	2-3	2-2-4	3	8	1	1	2	2	30
Alabama	6-8	3-5	2-2	1-1-2	3	17	1	0	2	3	24
Florida	0-1	0-0	2-4	2-1-3	4	2	2	0	0	0	24
at South Carolina	1-4	0-1	5-7	2-3-5	1	7	0	2	0	2	18
Ole Miss	2-7	1-5	4-4	2-5-7	4	9	1	3	0	0	32
at Arkansas +	4-9	1-2	1-2	3-3-6	3	10	5	1	1	3	32
Mississippi State +	3-7	0-3	8-9	1-2-3	4	14	3	2	1	2	34
at Georgia +	5-10	3-6	4-5	1-2-3	5	17	0	3	0	0	31
Arkansas +	5-9	2-4	6-8	3-7-10	2	18	1	0	0	1	36
at Alabama +	5-11	0-1	2-2	1-1-2	5	12	1	2	0	2	25
LSU +	3-6	2-2	0-0	0-1-1	3	8	1	0	0	1	19
at Ole Miss +	4-11	2-5	3-4	2-2-4	5	13	0	4	0	1	32
(2) Georgia +	4-8	1-3	2-4	2-3-5	3	11	0	5	0	0	27
<b>TOTALS</b>	<b>128-268</b>	<b>38-101</b>	<b>83-116</b>	<b>62-93-155</b>	<b>118</b>	<b>377</b>	<b>49</b>	<b>73</b>	<b>20</b>	<b>42</b>	<b>903</b>

+Games Started (28 of 32)

(1) South Padre Island Invitational (South Padre Island, TX)  
 (2) SEC Tournament (Atlanta, GA • Georgia Dome)



Frank Tolbert, who had 17 points, celebrates Auburn's 81-57 victory over No. 12 Alabama that was televised nationally by ESPN on Jan. 23, 2007.

## 2007-08 TIGERS WALK-ONS

# 14

**Drew Smith**  
Guard • 6-0 • 160  
Junior  
Trussville, AL  
(Hewitt-Trussville)



**2006-07 (Sophomore):** Averaged 0.4 points and 0.2 rebounds in 1.0 minute per game ... appeared in five games ... scored two points making his only field goal attempt of the season vs. Winston-Salem State in three minutes of play ... had one rebound and one steal in one minute vs. Tennessee State ... Top Tiger.

**2005-06 (Freshman):** Walked-on to the team prior to the start of the season ... appeared in six games at Arkansas, and vs. Temple, Southern Miss, Gardner-Webb, McNeese State and Southeastern Louisiana ... missed his only free throw attempt vs. Southeastern Louisiana.

**HIGH SCHOOL AND PERSONAL DATA:** Two-year letterman at Hewitt-Trussville High School for coach Bo Coln ... helped lead team to the Sweet 16 of the Class 6A State Tournament two-straight years as a junior and senior ... averaged 12 points, five assists and shot 40 percent from 3-point range as a senior in 2004-05 leading team to a 22-9 record ... averaged 10 points and four assists as a junior ... Class 6A All-State student-athlete as a senior ... valedictorian of his senior class ... full name is Andrew Tyler Smith ... born September 28, 1986, in Trussville, Ala. ... son of Zeke and Darlene Smith ... his father is named after former Auburn All-American and 1958 Outland Trophy winner, Zeke Smith.

# 25

**Adam Luquire**  
Forward • 6-7 • 230  
Senior  
Indian Springs, AL  
(Berry College)



**2006-07 (Junior):** Transferred to Auburn and walked-on to the team prior to the start of the season ... averaged 1.0 point, 0.5 rebound in 2.8 minutes while appearing in four games ... shot 40 percent from the field ... scored 2 points vs. #7 Wisconsin ... 2 points and 1 rebound vs. Winston-Salem State.

**PREVIOUS COLLEGE, HIGH SCHOOL AND PERSONAL DATA:** Was on scholarship at Berry College in Rome, Ga., in 2004-05 ... averaged 14.0 points and 10.3 rebounds as a senior at Oak Mountain High School in Birmingham ... named Birmingham News All-Metro and was the Shelby County Reporter runner-up for Player of the Year ... named to the Shelby County All-Tournament team as a junior and senior ... leading rebounder in Oak Mountain High School history under coach Jerry North ... full name is Adam Laine Luquire ... born Dec. 29, 1985, in Birmingham, Ala. ... son of Bryan and Sandra Luquire ... grandfather was a successful high school basketball coach for 33 years in north Georgia.

# 35

**Ryan Brooks**  
Guard • 6-6 • 215  
Sophomore  
Dothan, AL  
(Houston Academy)




**2006-07 (Freshman):** Walked on to the team prior to the start of the season ... played in two games vs. Alabama and Tennessee State.

**HIGH SCHOOL AND PERSONAL DATA:** Four-year letterman and three-year starter at Houston Academy in Dothan for coach Ron Watson ... had 905 points and 918 rebounds in his career ... averaged 9.6 points, 9.6 rebounds and 2.1 blocks as a senior en route to a school record 27-3 mark in 2005-06 ... had 17 rebounds vs. Samson ... MVP of the Wiregrass Athletic Tournament and was on the Class 2A, Area 4 All-Tournament team ... a Wiregrass Athletic Conference Elite Team member ... averaged 9.6 points and 11.1 rebounds while shooting 57 percent from the field as a junior ... Class 2A All-Conference team ... averaged 9.6 points and 9.0 rebounds while shooting 53.3 percent from the field as a sophomore

four-year letterman in football as a defensive end ... Class 2A Bryant-Jordan Award winner in 2006 ... Class Salutatorian ... President of the Student Body as a junior ... Chief Justice of the Honor Council as a senior ... scored a 35 on the ACT (out of 36) ... full name is Judson Ryan Brooks ... born April 13, 1988, in Jacksonville, Fla. ... son of Judson and Renee Brooks.

# 10

**Larry Williams**  
Guard • 6-2 • 160  
Freshman  
Birmingham, AL  
(Altamont)




**2006-07 (Freshman):** Turned down scholarship offers from East Carolina and Eastern Kentucky to walk-on for Auburn.

**HIGH SCHOOL AND PERSONAL DATA:** Four-year starter at Altamont High School in Birmingham for coach Barry Bearden ... named to the Class 2A All-State first-team as a sophomore in 2003-04 after averaging 15 points and shooting 48 percent from 3-point range ... was named to the Final Four All-Tournament team as he helped lead his team to the Class 2A semifinals as a sophomore ... selected to the Class 2A All-State second-team as a junior and senior in leading his team to the Class 2A State Tournament Elite 8 both seasons ... four-time All-Metro selection by The Birmingham News ... averaged 19.5 points, 5 rebounds and 5 assists as a senior in 2005-06 while shooting 60 percent from the field, 41 percent from 3-point range and 79 percent from the foul line ... averaged 17 points as a junior in 2004-05 ... named the team's MVP as a junior and senior ... full name is Larry Charles Williams Jr. ... born Feb. 15, 1988, in Birmingham, Ala. ... son of Larry and Sandra Williams Sr.

# 5

**Stamatis Makris**  
Guard • 6-0 • 170  
Freshman  
Limassol, Cyprus  
(Lee-Scott Academy)



**2007-08 (Freshman):** Walked-on to the team prior to the start of the season.

**HIGH SCHOOL AND PERSONAL DATA:** Attended Lee-Scott Academy in Auburn as a foreign exchange student in 2006-07 to graduate high school ... attended The Grammar School in Limassol, Cyprus, from 2000-06 ... averaged 17 points, 5 assists, 4 steals, 3 rebounds per game while averaging nearly four 3-pointers made per game as a senior in 2006-07 for coach Steven Kilcrease at Lee-Scott ... named AISA all-state first-team and played in the Bi-City All-Star Classic in Columbus, Ga. ... was a member of Cyprus' junior national team, averaging 17 points in 2004-05 while shooting 50 percent from the field and 35 percent from 3-point range ... was coached by Kostas Filippopoulos in at The Grammar School in Limassol ... full name is Stamatis Makris ... born Jan. 2, 1989, in Limassol, Cyprus ... son of Stavros Makris and Elena Makri and has two brothers, Andreas and Paris.

# Head Coach Jeff Lebo

Players' coach. Intelligent. Great communicator. Hard-working. Family man. Heart. Tremendous Xs-and-Os. Superb. Outstanding basketball coach.

Those are just a few of the many words that have been used to describe Auburn third-year head coach Jeff Lebo.

Without a single senior on the roster, each of them attributed as he led Auburn to a 17-15 (7-9 SEC) record in 2006-07, the Tigers' first winning season since 2003. Auburn came within 40 seconds of winning the SEC Western Division title as it had the ball and up by three points at Ole Miss in the regular season finale. In tying for third in the SEC West, Auburn and its seven SEC wins were also the most since winning eight in 2003.

Auburn swept Alabama for the first time since 1999, and the first time in history when Alabama was nationally-ranked both times. The win in Tuscaloosa was the Tigers' second in the last 23 years.

Auburn defeated teams that were ranked throughout the season in No. 12 Alabama, No. 22 Tennessee, No. 25 Alabama and ranked Vanderbilt and previously ranked LSU.

It also marked the first time in 12 seasons that Auburn defeated ranked teams two-straight times in its 83-80 upset over No. 22 Tennessee followed up with an 81-57 victory over No. 12 Alabama.

Lebo began his reclamation project at Auburn in leading the Tigers to an over-achiev-

ing 14-17 (4-12 SEC) record in 2004-05, his first season at Auburn in turning around a decimated Tiger program. Four starters and nine lettermen were lost from the 2003-04 Tigers that finished one spot out of the cellar in the 12-team SEC at 14-14 (5-11 SEC).

The Tigers, who were a consensus last-place pick in the SEC, tied for 10th in the league in 2004-05. They equalled the win total from the previous season with far less talent and had the shortest Div. I team in America with only one player taller than 6-foot-6.

In Lebo's first game as head coach at Auburn, the Tigers claimed a thrilling 80-78 upset on the road against Temple and legendary head coach John Chaney. A perfect 5-0 start was halted with a narrow 89-87 loss to 24th-ranked Virginia in Richmond.

Other highlights included a 51-point turnaround as Auburn avenged a 90-53 thrashing at No. 18 Mississippi State in the SEC opener for a 90-76 win over the defending SEC Champion Bulldogs in Beard-Eaves-Memorial Coliseum. The Tigers had a 49-point turnaround as they were annihilated at Arkansas 95-59, but defeated the Razorbacks 77-64 in Auburn on Senior Day.

Auburn advanced to the SEC Tournament quarterfinals as it upset a Vanderbilt team that was on the NCAA Tournament bubble in the first round. The Tigers avenged a 67-43 home loss to the Commodores three weeks prior. A 74-71 SEC road win at South Carolina was huge as the Gamecocks, who defeated No. 3 Kentucky the following game, were fighting for a NCAA Tournament bid.

In Lebo's second season, the Tigers went from the smallest team in Div. I to the youngest in 2005-06. Auburn, with only one senior in Ronny LeMelle on its roster, started four freshmen eight times. Purdue was the only other team to start a rookie quartet, and the Boilermakers only did it once.

A consensus last place pick, Auburn went 12-16 (4-12 SEC) to tie for fifth in the SEC's Western Division. The Tigers defeated Temple, swept Ole Miss and nearly knocked off a pair of Final Four teams, losing to LSU 65-61 and at even-



tual National Champion Florida 69-57.

Lebo was named the Tigers' 19th head basketball coach on April 8, 2004. In his 20 years as a Div. I head coach, assistant coach and player, the 39-year-old Lebo has won wherever he has been. To his credit are nine conference championships ... two in six years as a head coach, four as an assistant coach and three as a player.

He has been a part of two Southeastern Conference Championships at different schools, three Atlantic Coast Conference Championships, two Ohio Valley Conference Championships and a pair of Southern Conference titles.

In six years as a collegiate head coach prior to Auburn, Lebo turned around two programs at Tennessee-Chattanooga and Tennessee Tech en route to a 115-63 career record, an average of 19.2 wins per season. A pair of Ohio Valley Conference Championships at Tennessee Tech and coming within one game of the NIT Final Four with Tech dot Lebo's ledger.

Lebo has accumulated a very impressive 113-69 record (.656) in his last six seasons as a head coach ... an average of 18.3 victories a season.



Auburn's Jeff Lebo with North Carolina head coach Roy Williams (l) and UNC's former coach Dean Smith.

## Jeff Lebo • Career Highlights

- 21-year coaching and playing record of 429-218 (.663)
- 9-year head coaching record: 158-111 (.587)
- Dist. VII NABC Coach of the Year (2002)
- Three-time Ohio Valley Conference Coach of the Year (2000, 2001, 2002)
- 2002 Tennessee Coach of the Year, Tennessee Sports Writers Association
- 2002 NIT Quarterfinals
- Nine NCAA Tournament appearances (five as a coach, four as a player)

- Two Ohio Valley Conference Championships (2001, 2002)
- Two SEC Championships (1993, 1997)
- Two Southern Conference Championships (1991, 1992)
- played with NBA's San Antonio Spurs (1989-90)
- All-ACC 2nd-team (1988)
- All-ACC Tournament (1987, 1989)
- Four-year record of 116-25 (.823) at North Carolina from 1985-98

- Two ACC Championships at North Carolina (1987, 1988)
- Two NCAA Tournament Elite 8 appearances
- Two NCAA Tournament Sweet 16 appearances
- Patterson Award for recipient for the top student-athlete at North Carolina
- Member of the 1987 U.S. Pan-Am team
- First-team All-American at Carlisle (Pa.) High School





A.D. Jay Jacobs (l) and Jeff Lebo (r) with Auburn's Charles Barkley at the 2006 Basketball Hall of Fame Induction.

He was an assistant coach for eight years at South Carolina, Vanderbilt and East Tennessee State after playing the 1989-90 season with the NBA's San Antonio Spurs.

As an All-ACC point guard and four-year starter at the University of North Carolina from 1986-89, Lebo helped lead the Tar Heels to a 116-25 record and four trips to the NCAA Tournament, two to the Elite 8 and a pair of Sweet 16 appearances. The Tar Heels won two ACC Regular Season Championships and one ACC Tournament Championship with Lebo, who was a two-time All-ACC Tournament selection and an All-ACC second-team pick in 1988.

In high school, Lebo led Carlisle (Pa.) High to a 108-9 record in his four-year career, culminating with the 1985 Pennsylvania State Class 4A Championship as a senior. He earned All-America honors and was a four-time all-state selection.

His father, Dave, who has been an assistant under his son during his entire tenure as a head coach, was the head coach at Carlisle where the school honored him by naming the court after him in a ceremony Dec. 3, 2005.

When Lebo was named head coach at Tennessee-Chattanooga in April of 2002, he inherited a team without a returning starter and without a signee for the upcoming season.

He transformed the Mocs into a Southern Conference championship contender in just one season, leading UTC to a 21-9 record in

2002-03, the school's first 20-win season in six years.

The Mocs gave Lebo a 17-point victory over Furman in his SoCon debut and defeated NCAA Tournament participant Weber State 75-63 in the Dr. Pepper Classic title game. Perhaps his biggest accomplishment was the school's first two-game series sweep over the College of Charleston.

Lebo led the Mocs to a 19-11 mark in 2003-04 and came within one game of the NCAA tournament for the second-straight season, losing to East Tennessee State in the championship game each year. He earned his 100th-coaching victory in a 93-86 win at Tennessee State Dec. 1, 2003, in only his 153rd game as a head coach.

Lebo became one of the youngest collegiate head coaches in the nation when he began his coaching career in 1998-99 at Tennessee Tech, inheriting a program that went a woeful 9-21 the year before and had a losing record in four of the previous five seasons. However, he would win two Ohio Valley Conference Championships in his four years at the school.

At the age of 32, Lebo guided the undermanned Golden Eagles to a 12-15 mark in his first season in 1998-99. The following year, Tennessee Tech had the most wins in 10 years improving to 16-12, earning Lebo OVC Coach of the Year honors.

In only his third season in 2000-01, Lebo led Tennessee Tech to a 20-9 record and the first of back-to-back OVC Championships. It marked the most wins for the school in 54 years, going all the way back to 1946-47. It was also Tech's first league title in 16 years in 1984-85, and Lebo garnered his second-straight OVC Coach of the Year honor.

Lebo earned his third-straight OVC Coach of the Year honor as Tech mastered a school record 27-7 mark overall and a 15-1 league record in 2001-02 en route to a second-consecutive OVC Championship. The Golden Eagles came within one game of the NIT Final Four, losing at eventual Champion Memphis 79-73. He was tabbed as the District VII NABC Coach of the Year.

Tennessee Tech boasted a season-best 12-game winning streak, including 10-straight conference victories. After losing at Murray State 70-69 in the OVC Tournament championship game, the Golden Eagles defeated Georgia State, Dayton and Yale in the NIT. He was named the Tennessee Coach of the Year.

Lebo began his coaching career as an assistant at East Tennessee State under Alan LeForce for two seasons from 1990-92. The Buccaneers made two-straight NCAA Tournament appearances, advancing to the second round in 1992 after the 14th-seeded Bucs upset No. 3-seeded Arizona 87-80.

ETSU, which was eliminated from the NCAA Tournament by eventual National runner-up Michigan and the Fab Five, 102-90, went 24-7 and won both the 1992 Southern Conference Regular Season and Tournament Championships. The Bucs went 28-5

### Jeff Lebo Quick Sketch

**PERSONAL DATA:** Born October 5, 1966, in Enola, Pa.; married to the former Melissa Mills of Williamston, N.C., on August 8, 1992, and they have two daughters, Addison (12) and Mills (9) and a son, Creighton (5).

**YEARS AT AUBURN:** Fourth. Became head coach on April 8, 2004, from Tennessee-Chattanooga.

**EDUCATION:** Graduated from Carlisle (Pa.) H.S. in 1985; B.S. in Business Administration from North Carolina in 1989.

in 1990-91, lost to Iowa 76-73 in the NCAA Tournament and won both the SoCon Regular Season and Tournament Championships.

Lebo started the first of six seasons as an assistant under coach Eddie Fogler with a SEC Championship, a NCAA Tournament Sweet 16 appearance and a 28-6 record at Vanderbilt in 1992-93. The Commodores went 14-2 in the SEC for only their third league title in history and their first since 1974. Vanderbilt defeated Boise State and Illinois in the NCAA Tournament before losing to Temple in the Sweet 16.

Lebo then followed Fogler to South Carolina where he spent five seasons and helped lead the Gamecocks to their only SEC Championship in 1997 and a pair of NCAA Tournament appearances.

After turning the South Carolina program around from 9-19 and 10-17 records the first two seasons, Fogler and Lebo led the Gamecocks to an average of 22 wins over the next three years. USC went 19-12 and reached the NIT third round in 1995-96, went 24-8 and won the SEC Championship in 1996-97 and was 23-8 in 1997-98, reaching the NCAA Tournament for the second-consecutive season.

After playing for his father, Dave, at Carlisle (Pa.) High School, Lebo was coached at North Carolina by the legendary Dean Smith, the all-time leader in coaching victories with 879. Lebo's college teammates included NBA greats Kenny Smith of the World Champion Houston Rockets and now a broadcaster on TNT and Rick Fox, formerly of the World Champion Los Angeles Lakers.

In addition to all of his success at North Carolina, Lebo left the Tar Heels with single-season records for free throw shooting (.878 in 1987-88) and 3-point shooting (.462 in 1987-88). He still ranks among the program's top 20 in career scoring with 1,567 points and is sixth in career assists with 580.

A 1989 graduate of the University of North Carolina with a degree in Business Administration, Lebo was presented the school's Patterson Award, given to UNC's top student-athlete for academic achievement.

Lebo has developed a teaching video cassette titled "Half-Court Trapping and Double-Teaming the Post."


Lebo was born Oct. 5, 1966, in Enola, Pa. He married the former Melissa Mills of Williamston, N.C., on Aug. 8, 1992. The couple has two daughters, Addison (12) and Mills (9) and a son, Creighton (5).



The Lebo Family: Jeff and Melissa with (l to r): Mills, Addison and Creighton.

## Jeff Lebo in the North Carolina Record Book

- **Highest Team Scoring Avg. per Game in North Carolina history**  
1. 91.3 in 1986-87
- **Most Consecutive Free Throws**  
1. 41, Jan. 3-Mar. 12, 1989
- **Assists, Single-game**  
graduated: 1. 17 vs. UT-Chattanooga, current: 2nd (11-18-88)
- **Free Throw Pct., Season**  
graduated: 1. .878 (86-of-98) in 1987-88 current: 2nd
- **Free Throw Pct., Career**  
graduated: 1. .839 (308-of-367), 1985-89 current: 3rd at UNC, 14th in ACC history
- **3-Point Field Goal Pct., Career**  
graduated: 1. .428 (211-of-493), 1985-89 current: 2nd at UNC, 6th in ACC history
- **3-Point Field Goal Pct., Season**  
graduated: 1. .464 (78-of-168), 1987-88  
2. .450 (67-of-149), 1986-87  
current: 3rd and 5th
- **3-Point Field Goals, Game**  
graduated: 1. 7 v. Richmond (11-28-87)  
current: t-7th
- **3-Pointers Made, Career**  
graduated: 1. 211 (1985-89)  
current: 4th
- **Assists, Career**  
graduated: 4. 4.4 avg, 580 (1985-89)  
current: t-9th
- **Scoring, Career**  
graduated: 15. 1,567 points (1985-89)  
current: 22nd



Jeff Lebo • North Carolina • All-ACC

## Jeff Lebo's All-time Record

### Head Coaching Record

Year	School	Record	Pct.	Conf. (Finish)	Postseason/Notes
1998-99	Tennessee Tech	12-15	.444	8-10 (8th)	
1999-2000	Tennessee Tech	16-12	.571	11-7 (5th)	OVC Coach of the Year
2000-01	Tennessee Tech	20-9	.689	13-3 (Champions)	OVC Coach of the Year
2001-02	Tennessee Tech	27-7	.794	15-1 (Champions)	OVC & TN Coach of Year/NIT(3rd rd.)
2002-03	Tennessee-Chattanooga	21-9	.700	11-5 (t1st, South)	SoCon co-South Div. Champs
2003-04	Tennessee-Chattanooga	19-11	.633	10-6 (2nd, North)	
2004-05	Auburn	14-17	.452	4-12 (t-5th, Western)	
2005-06	Auburn	12-16	.429	4-12 (t-5th, Western)	
2006-07	Auburn	17-15	.531	7-9 (t-3rd, Western)	
<b>Total</b>		<b>158-111</b>	<b>.587</b>	<b>83-60 (.580)</b>	

### Assistant Coaching Record

Year	School	Record	Pct.	Conf. (Finish)	Postseason/Notes
1990-91	East Tennessee State	28-5	.848	11-3 (Champions)	NCAA (First Round)
1991-92	East Tennessee State	24-7	.774	12-2 (Champions)	NCAA (Second Round)
1992-93	Vanderbilt	28-6	.824	14-2 (Champions)	NCAA (Sweet 16)
1993-94	South Carolina	9-19	.321	4-12 (5th, Eastern)	
1994-95	South Carolina	10-17	.370	5-11 (5th, Eastern)	
1995-96	South Carolina	19-12	.613	8-8 (3rd, Eastern)	NIT (Quarterfinals)
1996-97	South Carolina	24-8	.750	15-1 (Champions)	NCAA (First Round)
1997-98	South Carolina	23-8	.742	11-5 (2nd, Eastern)	NCAA (First Round)
<b>Total</b>		<b>165-82</b>	<b>.668</b>	<b>80-44 (.645)</b>	

### Collegiate Playing Record

1985-86	North Carolina	28-6	.824	10-4 (3rd)	NCAA (Sweet 16)
1986-87	North Carolina	32-4	.889	14-0 (Champions)	NCAA (Elite 8), All-ACC Tournament
1987-88	North Carolina	27-7	.794	11-3 (Champions)	NCAA (Elite 8), All-ACC 2nd-team
1988-89	North Carolina	29-8	.784	9-5 (t-2nd)	NCAA (Sweet 16), All-ACC Tournament
<b>Total</b>		<b>116-25</b>	<b>.822</b>	<b>44-12 (.786)</b>	

### Head Coaching Totals (nine years): 158-111 (.587)

- Tennessee Tech (four years): 75-43 (.636)
- Tennessee-Chattanooga (two years): 40-20 (.667)
- Auburn (three years): 43-48 (.473)

### Assistant Coaching Totals (eight years): 165-82 (.668)

- East Tennessee State (two years): 52-12 (.813)
- Vanderbilt (one year): 28-6 (.824)
- South Carolina (five years): 85-64 (.570)

### 21-year Div. I Coaching, Playing Record: 429-218 (.663)

# What They are Saying About

# Jeff ...Lebo

## Larry Brown Former Head Coach New York Knicks



"I told our people when Roy Williams became a head coach that he would be the next up and coming young coach in the country. I think the same thing about Jeff Lebo."

## Eddie Fogler Former Head Coach/ Television Broadcaster



"I think Auburn got a rising star in Jeff Lebo. Every place he's been, each time he's had tremendous success as he built programs. He still was winning even as he was building programs. I like the way Jeff's teams play."

"Anyone who saw Jeff Lebo play, understood what it took to be a great player through fundamentals and an understanding of the game. Anyone who has seen his teams play, understands that a team can control a game and win through strong fundamentals. He has been able to accomplish what he has accomplished through his knowledge of the game. He is a great teacher of the game but can also go out there and show the players how it is supposed to be done. He truly cares about the student-athlete."

## Rick Fox Formerly of Los Angeles Lakers



"When I was in school Jeff was really an extension of Coach Dean Smith on the floor for us. Being the son of a head coach and a point guard in the North Carolina system, he was a great basketball mind at an early age."

"I think it is definitely evident that he has developed into a great basketball coach, and this doesn't surprise me one bit. There must be a lot of smart people at Auburn to hire that man."

## Dean Smith Former Head Coach North Carolina



"Not only was Jeff an outstanding student and a great basketball player here at Chapel Hill, but a marvelous teacher as well. At this young age, he has demonstrated to the USA basketball community that he is among the top 20 coaches in the NCAA. His teams play hard, play unselfishly and execute offensively and defensively. I am excited about his success and love watching his teams play."



## Kenny Smith Formerly of Houston Rockets & NBA on TNT Announcer



"One of the things Jeff has been able to bring is he has a great understanding of what it takes to win, and he has been around it all his life. From grade school to high school to college to now, he has always been a winner. The only way to be taught is if you've done it, and Jeff understands how to do it."

"He always carried a diligence. As a player, he was always diligent in being at the right place at the right time ... in practice and in his preparation for the game."

"As a player, you can always look in the mirror at the end of the day and say you have given your best effort because Jeff has always done that. Having played and knowing what it takes, that's a big advantage."

## Roy Williams Head Coach North Carolina



"Jeff Lebo is one of the truly great young coaches in the game ... I thought he was a coach on the floor, and as a coach, he has taken it to a new level."



# Year-by-Year With Jeff Lebo

## 1985-86 North Carolina (player) (28-6, 10-4 ACC)

NC Opp.	
N24 UCLA (2,-)	H W 107 70
N26 Iona (2,-)	H W 110 67
N29 Missouri (1,-)	N1 W 84 63
N30 Purdue (1,-)	N1 W 73 62
D1 UNLV (1,-)	N1 W 65 60
D7 Rutgers (1,-)	N2 W 114 71
D14 Ohio Univ. (1,-)	H W 99 57
D17 Jacksonville (1,-)	A W 69 65
D20 Stanford (1,-)	H W 89 55
D22 The Citadel (1,-)	N3 W 129 41
D27 Manhattan (1,-)	N4 W 104 55
D28 Brown (1,-)	N4 W 115 63
D31 Florida State (1,-)	N3 W 109 64
J4 N.C. State (1,-)	H W 90 79
J9 Fordham (1,-)	N5 W 92 68
J11 Wake Forest (1,-)	A2 W 89 65
J14 Maryland (1,-)	A W 71 67
J18 Duke (1,3)	H W 95 92
J19 Marquette (1,-)	A W 66 64
J25 Georgia Tech (1,4)	H W 85 77
J26 Notre Dame (1,16)	H W 73 61
J30 Virginia (1,-)	A L 73 86
F1 Clemson (1,-)	H W 85 67
F4 Ga. Tech (1,2) (ot)	A W 78 77
F8 Wake Forest (1,-)	H W 91 62
F12 Clemson (1,-)	A W 79 64
F20 Maryland (1,-) (ot)	H L 72 77
F23 N.C. State (1,20)	A L 65 76
F26 Virginia (3,-)	H W 85 79
M2 Duke (3,1)	A L 74 82
M7 Maryland (4,-)	N6 L 75 85
M13 Utah (8,-)	N7 W 84 72
M15 UAB (8,-)	N7 W 77 59
M20 Louisville (8,7)	N8 L 79 94
(N1) Great Alaska Shootout (Anchorage, AK)	
(A2) Greensboro, NC	
(N3) Charlotte, NC	
(N4) Orange Bowl Classic (Miami, FL)	
(N5) Madison Square Garden (NYC)	

## 1986-87 North Carolina (player) (32-4, 14-0 ACC • ACC Champions)

NC Opp.	
N28 Hawaii (1,-)	A1 W 98 78
N29 Hawaii Loa (1,-)	A1 W 118 80
D1 UCLA (1,-)	A L 84 89
D3 Stetson	H W 100 64
D6 Miami, Fla. (1,-)	H W 122 77
D13 Jacksonville (5,-)	H W 98 69
D20 Illinois (4,5)	H W 90 77
D22 Furman (4,-)	N2 W 95 65
D27 Kansas State (4,-)	N3 W 81 62
D29 Purdue (4,2)	N4 W 94 81
D30 SMU (4,-) (ot)	A4 W 88 86
J3 La Salle (4,-)	A W 79 72
J8 Maryland (3,-)	H W 98 65
J10 Duke (3,17)	A W 85 77
J14 Virginia (3,-)	A W 95 80
J18 N.C. State (3,-)	H W 96 78
J22 Wake Forest (2,-)	A5 W 79 53
J24 Georgia Tech (2,-)	H W 92 55
J28 Clemson (1,14)	A W 108 99
F1 Notre Dame (1,-)	A W 88 60
F5 N.C. State (3,-)	A W 96 79
F8 Virginia (3,-) (ot)	H W 74 73
F11 Wake Forest (3,-)	H W 94 85
F14 Maryland (3,-)	A W 93 86
F15 Marquette (3,-)	H W 83 74
F18 East Tenn. State (3,-)	H W 118 65
F21 Clemson (3,10)	H W 96 80
F26 Duke (2,17)	H W 77 71
M1 Georgia Tech (2,-)	A W 92 76
M6 Maryland (2,-)	N6 W 82 63

M7 Virginia (2,-) (2ot)	N6 W 84 82
M8 N.C. State (2,-)	N6 L 67 68
M12 Pennsylvania (2,-)	N7 W 113 82
M14 Michigan (2,-)	N7 W 109 97
M19 Notre Dame (2,18)	N8 W 74 68
M21 Syracuse (2,10)	N8 L 75 79
(A1) Hawaii Thanksgiving Festival	
(N2) Charlotte, NC	
(N3) Kansas City, MO	
(N4) Dallas Morning News Classic (Dallas)	
(A5) Greensboro, NC	
(N6) ACC Tournament (Landover, MD)	
(N7) NCAA Tournament (Charlotte, NC)	
(N8) NCAA Tour. (E. Rutherford, NJ)	

## 1987-88 North Carolina (player) (27-7, 11-3 ACC • ACC Champions)

NC Opp.	
N21 Syracuse (3,1) (ot)	N1 W 96 93
N27 Southern Cal (3,-)	N2 W 82 77
N28 Richmond (3,-)	A2 W 87 76
D3 Stetson (1,-)	H W 86 74
D5 Vanderbilt (1,-)	A L 76 78
D12 SMU (5,-)	H W 90 74
D17 The Citadel (4,-)	N3 W 98 74
D19 Illinois (4,-)	A W 85 74
D30 Nevada (4,-)	A W 115 91
J2 UCLA (4,-)	A W 80 73
J6 Fordham (4,-) (ot)	N4 W 76 67
J9 La Salle (4,-)	H W 96 82
J14 Maryland (2,-)	A W 71 65
J16 Virginia (2,-)	H W 87 62
J21 Duke (2,9)	H L 69 70
J24 N.C. State (2,20)	A W 77 73
J28 Wake Forest (3,-)	A4 L 80 83
J30 Georgia Tech (3,-)	H W 73 71
F4 Clemson (8,-)	A W 88 64
F11 N.C. State (6,16) (ot)	H W 75 73
F14 Virginia (6,-)	A W 64 58
F17 Wake Forest (5,-)	H W 80 62
F20 Maryland (5,-)	H W 74 73
F21 Temple (5,1)	H L 66 83
F28 Clemson (9,-)	H W 88 52
M2 Georgia Tech (6,13)	A W 97 80
M6 Duke (6,9)	A L 81 96
M11 Wake Forest (9,-)	N5 W 83 62
M12 Maryland (9,-)	N5 W 74 64
M13 Duke (9,8)	N5 L 61 65
M17 North Texas (7,-)	N6 W 83 65
M19 Loyola Mary. (7,15)	N6 W 123 97
M25 Michigan (7,10)	N7 W 78 69
M27 Arizona (7,2)	N7 L 52 70
(N1) Hall of Fame Game (Springfield, MA)	
(N2,A2) Central Fidelity Holiday Classic (Richmond, VA)	
(N3) Charlotte, NC	
(N4,A4) Greensboro, NC	
(N5) ACC Tournament (Greensboro, NC)	
(N6) NCAA Tour. (Salt Lake City, UT)	
(N7) NCAA Tournament (Seattle, WA)	

## 1988-89 North Carolina (player) (29-8, 9-5 ACC • ACC Tour. Champs)

NC Opp.	
N18 Chattanooga (6,-)	H1 W 111 84
N20 Georgia (6,-)	H1 W 99 91
N23 Missouri (5,13)	N1 L 81 91
N25 Indiana (5,20)	N1 W 106 92
N28 Stanford (5,-)	H W 87 76
D2 Arizona (10,11)	N2 W 79 72
D3 Missouri (5,13)	N2 L 81 91
D7 Vanderbilt (8,-)	H W 89 77
D10 Richmond (8,-)	N3 W 76 68
D19 UCLA (8,20)	H W 104 78
D22 Towson State (8,-)	N4 W 102 74
D29 San Diego St. (7,-)	A W 103 92
J3 Pepperdine (7,-)	A W 102 80

J5 DePaul (6,-)	A W 87 67
J7 Iowa (6,-)	H L 97 98
J11 Maryland (8,-)	H W 88 72
J15 Virginia (8,-)	A L 83 106
J18 Duke (13,1)	A W 91 71
J21 N.C. State (13,15)	H W 84 81
J25 Wake Forest (7,-)	A3 W 88 74
J28 Georgia Tech (7,-)	H W 92 85
F1 Clemson (3,-)	A L 82 85
F9 N.C. State (6,17)	A L 88 98
F12 Virginia (6,-)	H W 85 67
F14 Old Dominion (6,-)	A W 87 77
F16 Wake Forest (8,-)	H W 99 76
F19 Maryland (8,-)	A W 86 75
F21 Nevada (8,-)	H W 109 86
F25 Clemson (5,-)	H W 100 86
M1 Georgia Tech (5,-)	A L 74 76
M5 Duke (5,9)	H L 86 88
M10 Georgia Tech (9,-)	N5 W 77 62
M11 Maryland (9,-)	N5 W 88 58
M12 Duke (9,7)	N5 W 77 74
M17 Southern (5,-)	N6 W 93 79
M19 UCLA (5,-)	N6 W 88 81
M23 Michigan (5,10)	N7 L 87 92
(H1) Preseason NIT (Chapel Hill, NC)	
(N1) Preseason NIT (MSG, • New York)	
(N2) Diet Pepsi Tournament of Champions (Charlotte, NC)	
(N3,A3) Greensboro, NC	
(N4) Hershey Park, PA	
(N5) ACC Tour. (Omni • Atlanta, GA)	
(N6) NCAA Tour. (Omni • Atlanta, GA)	
(N7) NCAA Tournament (Lexington, KY)	

## 1990-91 East Tennessee State (asst. coach) (28-5, 11-3 SoCon • Champs)

ET Opp.	
N14 Brigham Young	A1 W 83 80
N16 Arizona (-,3)	A2 L 79 88
N26 George Mason	H W 105 92
D1 Austin Peay	H W 103 86
D3 Eckerd	H W 112 48
D5 Wofford	H W 92 50
D8 James Madison	A W 68 65
D15 George Mason	A W 96 86
D22 Cincinnati	A W 90 79
D29 N.C. State	H W 94 91
J5 Appalachian State	H W 89 70
J10 Liberty	H W 86 55
J12 Furman	H W 95 79
J14 The Citadel	H W 96 76
J19 Western Carolina	A W 93 76
J21 UT-Chattanooga	A L 74 76
J26 VMI	A W 97 66
J28 Marshall	H W 99 88
J30 Memphis State (ot)	A W 105 102
F2 Appalachian State	A W 94 78
F4 UT-Chattanooga	H W 93 70
F7 Belmont Abbey	H W 110 70
F9 The Citadel	A W 101 69
F11 Furman	A L 93 104
F14 Liberty	A W 90 49
F16 UNC-Charlotte	A W 96 80
F18 Western Carolina	H W 102 78
F23 Marshall (ot)	A L 103 107
F25 VMI	H W 88 76
M1 The Citadel	N3 W 99 70
M2 UT-Chattanooga	N3 W 104 71
M3 Appalachian State	N3 W 101 82
M14 Iowa	N4 L 73 76
(A1) Preseason NIT (Provo, UT)	
(A2) Preseason NIT (Tucson, AZ)	
(N3) SoCon Tournament (Asheville, NC)	
(N4) NCAA Tour. (Minneapolis, MN)	

## 1991-92 East Tennessee State (asst. coach) (24-7, 12-2 SoCon • Champs)

ET Opp.	
N23 Wofford	H W 89 70
N25 Tennessee	A W 87 79
N30 Oral Roberts	H W 109 93
D7 Southern Miss	H W 87 76
D13 Northeast Louisiana	N1 W 86 77
D14 Oregon	N1 L 83 98
D21 Austin Peay	A L 85 89
D23 James Madison	H W 110 90
D27 Xavier	A W 82 79
J4 Oral Roberts	A L 83 85
J7 Southern Miss	A L 63 79
J11 Furman	A W 80 75
J13 The Citadel	A W 79 60
J18 Western Carolina	H W 102 66
J20 UT-Chattanooga	H L 82 88
J25 VMI	A W 80 68
J27 Marshall	A W 72 66
F1 Appalachian State	H W 81 75
F6 N.C. State (-,9)	A W 72 66
F8 The Citadel	H W 107 88
F10 Furman	H L 94 103
F15 UT-Chattanooga	A W 83 67
F17 Western Carolina	A W 96 76
F22 Marshall	H W 99 80
F24 VMI	H W 92 84
F29 Appalachian State	A W 70 63
M6 The Citadel	N2 W 89 55
M7 Appalachian State	N2 W 77 69
M8 UT-Chattanooga	N3 W 74 62
M20 Arizona (-,10)	N2 W 87 80
M22 Michigan (-,15)	N3 L 90 102
(N1) Tokyo, Japan	
(N2) SoCon Tournament (Asheville, NC)	
(N3) NCAA Tournament (Atlanta, GA)	

## 1992-93 Vanderbilt (asst. coach) (28-6, 14-2 SEC • SEC Champs)

VU Opp.	
N25 UAB	N1 W 81 63
N27 Illinois	N1 L 77 93
N28 Oregon	N1 W 83 81
D3 Northwestern	H W 86 66
D5 Dayton	A W 75 53
D9 Louisville (-,9)	H W 90 88
D12 SMU	H W 95 86
D18 N. Carolina A&T	N2 W 87 51
D19 Austin Peay	N2 W 116 71
D28 Air Force (24,-)	H3 W 95 50
D29 Bowl. Green (24,-)	H3 W 96 69
J2 Alabama (24,-)	H W 76 73
J6 Memphis (18,-)	A L 78 84
J9 Florida (18,-)	A L 61 62
J13 Kentucky (-,1)	H W 101 86
J16 Georgia	H W 78 66
J20 Arkansas (19,8)	H W 102 89
J27 Tennessee (11,-)	A W 82 65
J30 Auburn (11,-)	A W 73 70
F3 So. Carolina (11,-)	H W 76 72
F6 Kentucky (11,2)	A L 67 82
F10 Ole Miss (11,-)	H W 89 59
F13 Middle TN St. (11,-)	H W 81 51
F17 LSU (11,-)	A W 87 66
F20 Florida (11,-)	H W 82 64
F24 Georgia (8,-)	A W 87 83
F27 Miss. State (8,-)	A W 80 39
M2 Tennessee (7,-)	H W 90 82
M6 So. Carolina (7,-)	A W 77 73
M12 Alabama (5,-)	N4 W 76 59
M13 LSU (5,-)	N4 L 62 72
M18 Boise State (8,-)	N5 W 92 72
M20 Illinois (8,-)	N5 W 85 68
M26 Temple (8,-)	N6 L 59 67

(N1) Great Alaska Shootout (Anchorage)  
 (N2) Acme Boot Classic  
 (H3) Music City Inv. (Nashville, TN)  
 (N4) SEC Tournament (Lexington, KY)  
 (N5) NCAA Tour. (Salt Lake City, UT)  
 (N6) NCAA Tournament (Seattle, WA)

**1993-94**  
**South Carolina (asst. coach)**  
**(9-19, 4-12 SEC)**

		SC Opp.	
N27	Old Dominion	H L	80 94
D3	Brigham Young	N1 L	68 72
D4	George Washington	N1 L	71 77
D7	Georgia Southern	H W	91 78
D11	Coastal Carolina	H L	74 88
D20	So. Carolina St.(2ot)	H W	94 89
D22	Coll.ofCharleston(ot)	H W	65 53
D31	Providence	A L	69 88
J5	Alabama	H W	82 66
J8	Vanderbilt (-,22)	A L	83 97
J12	Campbell (ot)	H L	72 73
J15	Florida	H L	75 77
J19	Tennessee	H W	64 62
J22	Arkansas (-,3)	A L	53 79
J26	Kentucky (-,9)	A L	67 79
J29	Georgia	H L	85 96
F2	LSU	H L	71 77
F5	Ole Miss	A L	62 68
F9	Clemson	A W	91 88
F12	Vanderbilt	H L	91 96
F16	Auburn	A L	70 88
F19	Florida (-,17)	A L	64 88
F23	Mississippi State	H L	72 73
F26	Tennessee	A W	72 64
M2	Georgia	A L	69 72
M5	Kentucky (-,7)	H W	75 74
M10	Ole Miss	N2 W	80 57
M11	Florida (-,17)	N2 L	57 84

(N1) Tour. of Champions (Charlotte, NC)  
 (N2) SEC Tournament (Memphis, TN)

**1994-95**  
**South Carolina (asst. coach)**  
**(10-17, 5-11 SEC)**

		SC Opp.	
N25	UNC-Asheville	H W	68 66
N28	Old Dominion	A L	65 79
D2	North Carolina (-,2)	N1 L	58 95
D3	Temple	N1 L	44 49
D8	Clemson	H L	59 83
D20	Charleston Southern	H W	80 65
D22	South Carolina St.	H W	69 62
D31	Providence	H L	71 79
J3	Mississippi State	A L	56 71
J7	Kentucky (-8)	H L	55 80
J11	Tennessee	A L	57 61
J14	Alabama	A L	59 91
J18	Florida (-,24)	H L	59 71
J21	Arkansas (-,9)	H L	73 88
J26	Western Carolina	H W	90 68
J28	Georgia	H W	60 59
F1	Kentucky (-,6)	A L	72 90
F4	Vanderbilt	A W	76 74
F8	Ole Miss	H W	77 72
F11	Florida	A L	56 71
F15	Auburn	H L	78 80
F18	Vanderbilt (ot)	H L	83 91
F20	Campbell	H W	85 51
F25	Georgia	A L	56 66
M1	LSU	A W	69 62
M4	Tennessee	H W	66 50
M9	Auburn	N2 L	66 81

(N1) Tour. of Champions (Charlotte, NC)  
 (N2) SEC Tournament (Atlanta, GA)

**1995-96**  
**South Carolina (asst. coach)**  
**(19-12, 8-8 SEC)**

		SC Opp.	
N24	UNC-Greensboro	H W	82 64
N27	So. Carolina State	H W	92 70

D1	Stanford (-,16)	N1 L	70 82
D2	Tulane	N1 W	80 75
D6	Furman	H W	99 81
D9	Clemson	A L	58 72
D21	The Citadel	H W	112 61
D30	Radford	H W	90 69
J3	Kentucky (-,2)	H L	60 89
J6	Georgia (-,14)	H W	85 73
J10	Tennessee	A W	62 58
J13	Florida	A L	69 81
J17	Vanderbilt (ot)	H W	87 83
J20	Alabama	H W	90 67
J24	Mississippi State	H W	77 69
J27	Kentucky (-,2)	A L	57 89
J31	Wofford	H W	82 55
F3	Arkansas	A L	69 81
F7	Auburn	A L	73 84
F10	LSU	H W	106 68
F14	Georgia Southern	H W	57 45
F17	Vanderbilt	A L	97 107
F21	Florida	H W	80 75
F24	Ole Miss	A L	65 75
F28	Tennessee	H W	66 52
M2	Georgia	A L	73 88
M7	LSU	N2 W	85 76
M8	Arkansas	N2 L	58 80
M13	Davidson	H3 W	100 73
M18	Vanderbilt	H3 W	80 70
M20	Alabama	H3 L	67 68

(N1) Tour. of Champions (Charlotte, NC)  
 (N2) SEC Tournament (New Orleans, LA)  
 (H3) National Invitation Tournament

**1996-97**  
**South Carolina (asst. coach)**  
**(24-8, 15-1 SEC • SEC Champs)**

		SC Opp.	
N25	Virginia	N1 L	70 93
N26	Chaminade	N1 W	64 55
N27	LSU	N1 W	74 68
D2	Wofford	H W	64 41
D6	UNC-Charlotte	N2 W	75 60
D7	No. Carolina (-,14)	N2 L	75 86
D17	Clemson (-,8)	H L	39 58
D19	UNC-Asheville	H L	74 80
D21	South Carolina St.	H W	79 60
D28	Charleston Southern	H L	81 85
D30	Furman	H W	100 62
J4	Auburn	H W	66 56
J8	Tennessee	H W	73 41
J11	Mississippi State	A W	73 65
J15	Florida	A W	80 79
J18	Georgia (-,21)	H W	82 71
J22	Alabama	A W	62 60
J25	Ole Miss (25,-)	H W	86 63
J29	Vanderbilt	A W	65 64
F1	LSU	A W	80 65
F4	Kentucky(ot) (19,3)	H W	84 79
F8	Florida (19,-)	H W	76 68
F12	Georgia (12,-)	A L	74 77
F15	Cincinnati (12,8)	A W	97 83
F18	Arkansas (9,-)	H W	78 65
F20	The Citadel (9,-)	A W	85 55
F22	Tennessee (9,-)	A W	69 58
F26	Vanderbilt (6,-)	H W	74 53
M2	Kentucky (6,3)	A W	72 66
M7	Alabama (4,-)	N3 W	72 61
M8	Georgia (4,24)	N3 L	63 78
M14	Coppin State (6,-)	N4 L	65 78

(N1) Maui Invitational (Lahaina, HI)  
 (N2) Harris-Teeter Pepsi Chall.(Charlotte, NC)  
 (N3) SEC Tournament (Memphis, TN)  
 (N4) NCAA Tournament (Pittsburgh, PA)

**1997-98**  
**South Carolina (asst. coach)**  
**(23-8, 11-5 SEC)**

		SC Opp.	
N14	Maryland (7,-)	H W	82 64
N21	The Citadel (6,-)	H W	77 58
D1	Belmont (5,-)	H W	72 61
D5	Virginia Tech (5,-)	N1 W	74 73

D6	UT-Chattanooga (5,-)N1W	67 55
D17	Clemson (6,-)	A L 58 63
D20	St. Joseph's (Pa.)(6,-)H	W 77 65
D23	S. Carolina St.(10,-)	H W 90 85
D30	Towson (11,-)	H W 65 55
J3	Ole Miss (11,16)	A L 54 73
J7	Vanderbilt (16,-)	H W 71 70
J10	LSU (16,-)	H W 70 53
J13	Kentucky (14,6)	A L 70 91
J18	Georgia (14,-)	A W 68 60
J21	Tennessee (14,-)	H W 81 51
J24	Auburn (14,-)	A W 61 56
J26	Furman (14,-)	A W 79 52
J28	Florida (13,-)	H W 74 72
F1	Cincinnati (13,18)	H W 67 65
F3	Vanderbilt (13,-)	A W 65 61
F7	Tennessee (13,-)	A L 69 70
F11	Alabama (15,-)	H W 74 63
F14	Miss. State (15,-)	H W 74 63
F18	Arkansas (13,16)	A L 88 96
F21	Florida (13,-)	A W 79 74
F24	Georgia (14,-)	H W 78 76
F28	Kentucky (14,7)	H L 57 69
M6	Florida (15,-)	N2 W 71 60
M7	Ole Miss (15,10)	N2 W 87 77
M8	Kentucky (15,7)	N2 L 56 86
M12	Richmond (14,-)	N3 L 61 62

(N1) Harris-Teeter Pepsi Chall. (Charlotte, NC)  
 (N2) SEC Tournament (Atlanta, GA)  
 (N4) NCAA Tour. (Washington, DC)

**Head Coach Jeff Lebo**

**1998-99**  
**Tennessee Tech**  
**(12-15, 8-10 Ohio Valley)**

		TT Opp.	
N14	Belmont	H W	63 62
N19	Alabama	A L	53 79
N24	Ohio State	A L	51 78
N28	UNC-Asheville	A L	74 88
D5	Middle Tennessee St.A	L 56 67	
D16	Evansville	A L	56 96
D19	Montreat	H W	87 54
D21	Bryan College	H W	93 68
D29	Idaho State	H W	68 54
J2	Murray State	A L	53 75
J4	Tennessee-Martin	A W	56 46
J7	Eastern Illinois	H L	63 68
J9	Southeast Missouri	H L	51 64
J12	Middle Tenn. St. (ot)H	W 75 69	
J14	Austin Peay	A L	58 68
J16	Tennessee State	A L	64 74
J21	Eastern Kentucky	H W	70 42
J23	Morehead State	H W	82 66
J28	Murray State	H L	62 78
J30	Tennessee-Martin	H W	75 59
F4	Eastern Illinois	A L	70 74
F6	Southeast Missouri	A W	68 62
F11	Austin Peay	H W	75 63
F13	Tennessee State	H L	67 68
F18	Eastern Kentucky	A W	89 78
F20	Morehead State	A L	74 78
F23	Murray State	A1 L	63 96

(A1) OVC Tournament (Murray, KY)

**1999-2000**  
**Tennessee Tech**  
**(16-12, 11-7 Ohio Valley)**  
**OVC Coach of the Year**

		TT Opp.	
N20	Georgia Southern	A L	81 83
N22	Alabama	A L	72 91
N27	UNC-Asheville	H W	85 51
D2	Southeast Missouri	H L	79 84
D4	Eastern Illinois	H W	107 97
D6	Georgia Southern	H W	111 79
D12	North Carolina	A L	59 85
D20	Asbury College	H W	108 66
D28	Charleston Southern	A W	93 66
D29	Coll. of Charleston	A L	56 69
J6	Morehead State	A L	76 88

J8	Eastern Kentucky	A W	75 74
J11	Toccoa Falls	H W	131 57
J15	Middle Tenn. State	H W	78 66
J18	Southeast Missouri	A L	50 61
J20	Tennessee State	H W	88 70
J22	Austin Peay	H W	75 64
J27	Tennessee-Martin	A W	82 74
J29	Murray State	A L	74 75
F3	Morehead State	H W	90 83
F5	Eastern Kentucky	H W	91 66
F8	Eastern Illinois	A L	64 73
F12	Middle Tenn. State	A L	104 108
F17	Tennessee State	A W	77 66
F19	Austin Peay	A W	59 56
F24	Tennessee-Martin	H W	81 65
F26	Murray State	H L	63 64
F29	Middle Tenn. State	A1 L	70 87

(A1) OVC Tournament (Murfreesboro, TN)

**2000-01**  
**Tennessee Tech**  
**(20-9, 13-3 Ohio Valley • Champs)**  
**OVC Coach of the Year**

		TT Opp.	
N17	South Carolina	A W	73 67
N20	So. Carolina State	A L	52 72
N25	UT-Chattanooga	A L	64 74
N27	Loyola (Chicago)	A L	73 76
D2	Eastern Michigan	H W	86 70
D5	Iowa State	A L	74 89
D9	Southeast Missouri	A W	70 68
D17	Notre Dame	A L	68 82
D20	Asbury College	H W	110 52
J4	Eastern Kentucky	H W	109 85
J6	Morehead State	H W	86 71
J11	UT-Chattanooga	H W	70 60
J16	Eastern Illinois	H W	86 78
J18	Austin Peay	A W	86 74
J20	Tennessee State	A L	86 90
J25	Murray State	H W	85 80
J27	Tennessee-Martin	H W	92 84
J30	Covenant College	H W	111 75
F1	Morehead State	A L	67 74
F3	Eastern Kentucky	A W	69 63
F6	Southeast Missouri	H W	79 69
F8	Reinhardt College	H W	92 46
F12	Eastern Illinois	A L	71 80
F15	Austin Peay	H W	64 62
F17	Tennessee State	H W	81 72
F22	Murray State	A W	94 71
F24	Tennessee-Martin	A W	66 59
F27	Tennessee-Martin	H1 W	69 58
M2	Austin Peay	N2 L	63 83

(H1) OVC Tournament (Cookeville, TN)  
 (N2) OVC Tournament (Nashville, TN)

**2001-02**  
**Tennessee Tech**  
**(27-7, 15-1 Ohio Valley • Champs)**  
**OVC Coach of the Year**

		TT Opp.	
N16	Tennessee	A L	63 72
N20	So. Carolina State	H W	79 65
N24	Bluefield College	H W	87 49
N27	Loyola (Chicago)	H W	87 76
D1	Eastern Michigan	A W	86 79
D4	Reinhardt College	H W	109 49
D8	New Mexico	A L	80 87
D17	Louisville	A L	66 70
D21	North Texas	A L	83 89
D29	Air Force	A W	64 44
J3	Eastern Kentucky	A W	90 61
J5	Morehead State	A W	81 78
J10	Murray State	H W	78 59
J17	Austin Peay State	A W	74 67
J21	Tennessee-Martin	H W	83 75
J24	Southeast Missouri	A W	75 62
J26	Tennessee State	A W	77 68
J31	Eastern Illinois	A W	85 68
F2	Southeast Missouri	H W	82 67
F4	Eastern Kentucky	H W	71 48

F7	Murray State	A L	56	75
F9	Tennessee-Martin	A W	75	68
F12	Morehead State	H W	75	68
F16	Austin Peay (2ot)	H W	86	84
F18	Tennessee State	H W	81	66
F23	Eastern Illinois	A W	85	68
F26	Southeast Missouri	H1 W	73	56
M1	Austin Peay	N2 W	86	77
M2	Murray State	N2 L	69	70
M13	Georgia State	H3 W	64	62
M15	Dayton	A4 W	68	59
M19	Yale	A5 W	80	61
M23	Memphis	A6 L	73	79

(H1) OVC Tournament (Cookeville, TN)  
 (N2) OVC Tournament (Louisville, KY)  
 (H3) National Inv. Tour. (Cookeville, TN)  
 (A4) National Inv. Tour. (Dayton, OH)  
 (A5) National Inv. Tour. (New Haven, CT)  
 (A6) National Inv. Tour. (Memphis, TN)

**2002-03  
 UT-Chattanooga  
 (21-8, 11-5 Southern Conf.)**

		<b>TC Opp.</b>	
N22	Samford	A W	68 66
N24	UAB	A L	81 92
N27	Tennessee Wesleyan	H W	93 47
N30	Bradley	A W	83 70
D2	Illinois State	A W	75 68
D14	Milligan	H W	107 57
D16	Furman	H W	66 49
D18	Kent State	H L	84 89
D21	Samford	H W	77 68
D29	Lipscomb	H1 W	87 78
D30	Weber State	H1 W	75 63
J2	Cincinnati	A L	51 81
J7	UNC-Greensboro	A2 W	72 56
J11	Coll. of Charleston	A W	78 68
J13	Davidson	H W	67 63
J18	Appalachian State	H L	99 107
J20	Wofford	A L	71 79
J25	Furman	A L	69 83
J27	The Citadel	H W	79 64
F1	East Tennessee State	H W	99 94
F3	Georgia Southern	H W	97 94
F8	The Citadel	A W	74 67
F10	Wofford	H L	71 79
F18	VMI	A W	77 52
F22	C. of Charleston(ot)	H W	79 78
F24	Georgia Southern	A L	97 99
M1	Western Carolina	A W	83 75
M6	Appalachian State	N3 W	98 67
M7	VMI	N3 W	77 58
M8	East Tennessee St.	N3 L	90 97

(H1) Dr. Pepper Classic (Chattanooga, TN)  
 (A2) Greensboro Coliseum  
 (N3) Southern Conference Tournament  
 (North Charleston (S.C.) Coliseum)

**2003-04  
 UT-Chattanooga  
 (19-11, 10-6 Southern Conf.)**

		<b>TC Opp.</b>	
N21	Kansas (-,6)	A L	76 90
N24	Oral Roberts	A W	81 79
N26	Tennessee Wesleyan	H W	124 58
N29	Emmanuel College	H W	125 78
D1	Tennessee State	A W	93 86
D11	Liberty	A L	69 85
D13	King College	H W	96 49
D16	Alabama	A L	72 76
D20	Elon	A L	70 88
D22	Tennessee State	H W	74 70
D29	Middle Tenn. State	H1 W	82 75
D30	La Salle	H1 L	65 71
J5	UNC-Greensboro	H W	76 70
J10	Davidson	H W	95 91
J12	Appalachian State	H L	77 94
J17	The Citadel	A W	73 49
J19	Coll. of Charleston	A L	76 83
J24	Western Carolina	H W	109 79
J26	Furman	A W	77 68



**Auburn head coach Jeff Lebo throws a roll of toilet paper as thousands gathered to roll Toomer's Corner following the Tigers 81-57 victory over No. 12 Alabama Jan. 23, 2007.**

J31	Georgia Southern	H L	74 82
F7	Western Carolina	A W	73 71
F9	East Tennessee State	H L	80 82
F14	UNC-Greensboro	A W	87 74
F16	Elon	H W	62 57
F21	Appalachian State	A W	74 49
F24	East Tennessee State	A L	72 84
F28	Wofford	H W	90 79
M4	Coll. of Charleston	N3 W	89 78
M5	Ga. Southern (ot)	N3 W	90 87
M6	East Tennessee St.	N3 L	62 78

(H1) Dr. Pepper Classic (Chattanooga, TN)  
 (A2) Greensboro Coliseum  
 (N3) Southern Conference Tournament  
 (North Charleston (S.C.) Coliseum)

**2004-05  
 Auburn  
 (14-17, 4-12 SEC)**

		<b>AU Opp.</b>	
N19	Temple	A W	80 78
N22	Furman	H W	85 74
N24	Nicholls State	H W	92 78
N27	Louisiana Tech	H W	79 67
N30	Colorado State (ot)	H W	79 76
D3	Virginia (-,24)	N1 L	87 89
D5	Wofford	H L	78 85
D7	Coll. of Charleston	A W	76 61
D12	UNLV (ot)	H L	87 91
D20	Delaware	N2 W	74 46
D21	Middle Tenn. State	N2 W	79 74
D22	Toledo	N2 L	65 68
D30	Belmont	H W	73 69
J5	Miss. State (-,18)	A L	53 90
J12	Florida (ot)	H L	78 84
J15	Ole Miss	H L	72 79
J22	Arkansas	A L	59 95
J26	Alabama (-,14)	H L	55 60
J29	Tennessee	H W	62 59
F2	Ole Miss	A L	55 70
F5	Mississippi State	H W	90 76
F9	LSU	A L	69 90
F12	South Carolina	A W	74 71
F16	Vanderbilt	H L	43 67
F19	Georgia	A L	45 57
F23	Kentucky (-,5)	A L	73 81
F26	LSU	H L	64 77

M2	Alabama (-,19)	A L	53 94
M5	Arkansas	H W	77 64
M10	Vanderbilt	N3 W	77 73
M11	LSU	N3 L	58 89

(N1) Richmond, VA (Siegel Center)  
 (N2) San Juan Shootout (Carolina, PR)  
 (N3) SEC Tournament (Atlanta, GA)

**2005-06  
 Auburn  
 (12-16, 4-12 SEC)**

		<b>AU Opp.</b>	
N20	Lipscomb	H W	69 54
N25	Gardner-Webb	H W	70 43
N28	Colorado State	A L	67 77
D1	McNeese State	H W	91 76
D4	Pittsburgh	A L	41 78
D14	Southeastern La.	H W	66 51
D18	Temple	H W	73 42
D22	Texas A&M	A L	67 72
D29	Winthrop	H W	64 62
D31	Jacksonville State	H W	87 83
J4	Southern Miss	H W	80 57
J7	Vanderbilt	A L	50 74
J11	Alabama	H L	52 56
J14	Florida (-,2)	A L	57 69
J21	Arkansas	H L	52 68
J24	Kentucky	H L	62 71
J28	Georgia	H W	66 65
F1	LSU (-,24)	A L	69 84
F4	Mississippi State	A L	53 71
F8	Ole Miss	H W	58 50
F11	Arkansas	A L	64 84
F15	Tennessee (-,8)	A L	89 105
F18	LSU (-,25)	H L	61 65
F22	Mississippi State	H W	75 71
F25	Ole Miss	A W	58 54
M1	Alabama	A L	61 71
M4	South Carolina	H L	63 67
M9	Vanderbilt	N1 L	71 76

(N1) SEC Tournament (Gaylord Entertainment Center • Nashville, TN)

**2006-07  
 Auburn  
 (17-15, 7-9 SEC)**

		<b>AU Opp.</b>	
N10	Troy	H W	71 68
N17	Winston-Salem St.	H W	95 62
N19	East Tenn. State	H1 W	64 58
N21	Miles College	H1 W	79 58
N24	Oklahoma State	N2 L	65 66
N25	Wisconsin (-,7)	N2 L	63 77
N28	Nicholls State (ot)	H W	92 87
N30	Louisiana-Monroe	H W	81 60
D3	Pittsburgh (-,2)	H L	66 74
D6	South Alabama	H W	82 71
D16	Wofford	H W	86 76
D19	Tennessee State	H W	86 59
D22	Texas A&M (-,13)	H L	58 87
D30	Charleston Southern	H W	69 53
J2	Southern Miss	A L	54 56
J6	Vanderbilt	H W	68 65
J10	Kentucky	A L	57 84
J13	LSU (-,13)	A L	63 65
J17	Tennessee (-,22)	H W	83 80
J20	Mississippi State	A L	76 87
J23	Alabama (-,12)	H W	81 57
J27	Florida (-,1)	H L	66 91
J31	South Carolina	A W	80 75
F3	Ole Miss	H L	59 82
F7	Arkansas	A L	57 65
F10	Mississippi State	H L	83 91
F17	Georgia	A L	79 86
F21	Arkansas	H W	67 59
F24	Alabama (-,25)	A W	86 77
F28	LSU	H W	80 68
M3	Ole Miss	A L	79 83
M8	Georgia	N3 L	65 80

(H1) South Padre Inv. (Auburn, AL)  
 (N2) South Padre Inv. (S. Padre Island, TX)  
 (N3) SEC Tournament (Atlanta, GA)

Numbers in parentheses — (Coach Jeff Lebo's team's rank, Opponent's rank) — heading into the game.

# Head Coach Jeff Lebo vs. All Foes

Team	Totals	Home	Away	Neutral
Air Force	1-0	0-0	1-0	0-0
Alabama	2-7	1-2	1-5	0-0
Appalachian State	2-2	0-2	1-0	1-0
Arkansas	2-4	2-1	0-3	0-0
Ashbury College	2-0	2-0	0-0	0-0
Austin Peay	8-2	4-0	3-1	1-1
Belmont	2-0	2-0	0-0	0-0
Bluefield College	1-0	1-0	0-0	0-0
Bradley	1-0	0-0	1-0	0-0
Bryan	1-0	1-0	0-0	0-0
Charleston Southern	2-0	1-0	1-0	0-0
Cincinnati	0-1	0-0	0-1	0-0
The Citadel	3-0	1-0	2-0	0-0
College of Charleston	4-2	1-0	3-2	0-0
Colorado State	1-1	1-0	0-1	0-0
Covenant College	1-0	1-0	0-0	0-0
Davidson	2-0	2-0	0-0	0-0
Dayton	1-0	1-0	0-0	0-0
Delaware	1-0	0-0	0-0	1-0
East Tennessee State	2-4	2-1	0-1	0-2
Eastern Illinois	4-4	2-1	2-3	0-0
Eastern Kentucky	8-0	4-0	4-0	0-0
Eastern Michigan	2-0	1-0	1-0	0-0
Elon	1-1	1-0	0-1	0-0
Emmanuel College	1-0	1-0	0-0	0-0
Evansville	0-1	0-0	0-1	0-0
Florida	0-3	0-2	0-1	0-0
Furman	3-1	2-0	1-1	0-0
Gardner-Webb	1-0	1-0	0-0	0-0
Georgia	1-3	1-0	0-2	0-1
Georgia Southern	3-3	2-1	0-2	1-0
Georgia State	1-0	0-0	0-0	1-0
Idaho State	1-0	1-0	0-0	0-0
Illinois State	1-0	0-0	1-0	0-0
Iowa State	0-1	0-0	0-1	0-0
Jacksonville State	1-0	1-0	0-0	0-0
Kansas	0-1	0-0	0-1	0-0
Kent State	0-1	0-1	0-0	0-0
Kentucky	0-3	0-1	0-2	0-0
King College	1-0	1-0	0-0	0-0
La Salle	0-1	0-0	0-0	0-1
Liberty	0-1	0-0	0-1	0-0
Lipscomb	2-0	1-0	0-0	1-0
LSU	1-5	1-2	0-3	0-0
Louisiana-Monroe	1-0	1-0	0-0	0-0
Louisiana Tech	1-0	1-0	0-0	0-0
Louisville	0-1	0-0	0-1	0-0
Loyola (Chicago)	1-1	1-0	0-1	0-0
McNeese State	1-0	1-0	0-0	0-0
Memphis	0-1	0-0	0-1	0-0
Middle Tennessee State	4-3	2-1	0-2	2-0
Milligan	1-0	1-0	0-0	0-0
Miles College	1-0	1-0	0-0	0-0
Mississippi State	2-4	2-1	0-3	0-0
Montreat	1-0	1-0	0-0	0-0
Morehead State	5-3	4-0	1-3	0-0
Murray State	3-7	2-2	1-4	0-1
New Mexico	0-1	0-0	0-1	0-0
Nicholls State	2-0	2-0	0-0	0-0
North Carolina	0-1	0-0	0-1	0-0
UNC-Asheville	1-1	1-0	0-1	0-0
UNC-Greensboro	3-0	2-0	1-0	0-0
North Texas	0-1	0-0	0-1	0-0
Notre Dame	0-1	0-0	0-1	0-0
Ohio State	0-1	0-0	0-1	0-0
Oklahoma State	0-1	0-0	0-0	0-1
Ole Miss	2-4	1-2	1-2	0-0
Oral Roberts	1-0	0-0	1-0	0-0
Pittsburgh	0-2	0-1	0-1	0-0

Team	Totals	Home	Away	Neutral
Reinhardt College	2-0	2-0	0-0	0-0
Samford	2-0	1-0	1-0	0-0
South Alabama	1-0	1-0	0-0	0-0
South Carolina	3-1	0-1	3-0	0-0
South Carolina State	1-1	1-0	0-1	0-0
Southern Miss	1-1	1-0	0-1	0-0
Southeast Missouri State	6-3	2-2	3-1	1-0
Southeastern Louisiana	1-0	1-0	0-0	0-0
Temple	2-0	1-0	1-0	0-0
Tennessee	2-2	2-0	0-2	0-0
Tennessee-Chattanooga	1-1	1-0	0-1	0-0
Tennessee-Martin	9-0	4-0	4-0	1-0
Tennessee State	8-3	5-1	3-2	0-0
Tennessee Wesleyan	2-0	2-0	0-0	0-0
Texas A&M	0-2	0-1	0-1	0-0
Toccoa Falls	1-0	1-0	0-0	0-0
Toledo	0-1	0-0	0-0	0-1
Troy	1-0	1-0	0-0	0-0
UAB	0-1	0-0	0-1	0-0
UNLV	0-1	0-1	0-0	0-0
Vanderbilt	2-3	1-1	0-1	1-1
Virginia	0-1	0-0	0-0	0-1
Virginia Military Inst.	2-0	0-0	1-0	1-0
Weber State	1-0	0-0	0-0	1-0
Western Carolina	3-0	1-0	2-0	0-0
Winston-Salem State	1-0	1-0	0-0	0-0
Winthrop	1-0	1-0	0-0	0-0
Wisconsin	0-1	0-0	0-0	0-1
Wofford	2-3	2-2	0-1	0-0
Yale	1-0	1-0	0-0	0-0



Auburn head coach Jeff Lebo and his father, assistant Dave Lebo



# COACHING STAFF

## Jeff Lebo vs. All Foes as a ...

### Head Coach, Asst. Coach & Player (1985-2007)

Team	Totals	Head Coach	Asst. Coach	Player
Air Force	2-0	1-0	1-0	0-0
	Away: 1-0	A: 1-0		
Alabama	9-9	2-7	7-2	0-0
	Home: 5-3	H: 1-2	H: 4-1	
	Away: 2-6	A: 1-5	A: 1-1	
	Neutral: 2-0		N: 2-0	
Appalachian State	8-2	2-2	6-0	0-0
	Home: 2-2	H: 0-2	H: 2-0	
	Away: 3-0	A: 1-0	A: 2-0	
	Neutral: 3-0	N: 1-0	N: 2-0	
Arizona	2-2	0-0	1-1	1-1
	Home: 0-0		A: 0-1	
	Away: 0-1		N: 1-0	N: 1-1
	Neutral: 2-1			
Arkansas	4-9	2-4	2-5	0-0
	Home: 4-2	H: 2-1	H: 2-1	
	Away: 0-6	A: 0-3	A: 0-3	
	Neutral: 0-1		N: 0-1	
Asbury College	2-0	2-0	0-0	0-0
	Home: 2-0	H: 2-0		
Auburn	3-4	0-0	3-4	0-0
	Home: 1-1		H: 1-1	
	Away: 2-2		A: 2-2	
	Neutral: 0-1		N: 0-1	
Austin Peay	12-3	8-2	4-1	0-0
	Home: 6-0	H: 4-0	H: 2-0	
	Away: 4-2	A: 3-1	A: 1-1	
	Neutral: 2-1	N: 1-1	N: 1-0	
Belmont	4-0	2-0	2-0	0-0
	Home: 4-0	H: 2-0	H: 2-0	
Belmont Abbey	1-0	0-0	1-0	0-0
	Home: 1-0		H: 1-0	
Bluefield College	1-0	1-0	0-0	0-0
	Home: 1-0	H: 1-0		
Boise State	1-0	0-0	1-0	0-0
	Neutral: 1-0		N: 1-0	
Bowling Green	1-0	0-0	1-0	0-0
	Neutral: 1-0		N: 1-0	
Bradley	1-0	1-0	0-0	0-0
	Away: 1-0	A: 1-0		
BYU	1-1	0-0	1-1	0-0
	Away: 1-0		A: 1-0	
	Neutral: 0-1		N: 0-1	
Brown	1-0	0-0	0-0	1-0
	Neutral: 1-0			N: 1-0
Bryan	1-0	1-0	0-0	0-0
	Home: 1-0	H: 1-0		
Campbell	1-1	0-0	1-1	0-0
	Home: 1-1		H: 1-1	
Chaminade	1-0	0-0	1-0	0-0
	Neutral: 1-0		N: 1-0	
Charleston Southern	3-1	2-0	1-1	0-0
	Home: 2-1	H: 1-0	H: 1-1	
	Away: 1-0	A: 1-0		
Chattanooga	1-0	0-0	0-0	1-0
	Home: 1-0			H: 1-0
Cincinnati	3-1	0-1	3-0	0-0
	Home: 1-0		H: 1-0	
	Away: 2-1	A: 0-1	A: 2-0	


Team	Totals	Head Coach	Asst. Coach	Player
The Citadel	14-0	3-0	9-0	2-0
	Home: 5-0	H: 1-0	H: 4-0	
	Away: 5-0	A: 2-0	A: 3-0	
	Neutral: 4-0		N: 2-0	N: 2-0
Clemson	8-5	0-0	1-4	7-1
	Home: 4-2		H: 0-2	H: 4-0
	Away: 4-3		A: 1-2	A: 3-1
Coastal Carolina	0-1	0-0	0-1	0-0
	Home: 0-1		H: 0-1	
College of Charleston	5-2	4-2	1-0	0-0
	Home: 2-0	H: 1-0	H: 1-0	
	Away: 3-2	A: 3-2		
Colorado State	1-1	1-1	0-0	0-0
	Home: 1-0	H: 1-0		
	Away: 0-1	A: 0-1		
Coppin State	0-1	0-0	0-1	0-0
	Neutral: 0-1		N: 0-1	
Covenant College	1-0	1-0	0-0	0-0
	Home: 1-0	H: 1-0		
Davidson	3-0	2-0	1-0	0-0
	Home: 2-0	H: 2-0		
	Neutral: 1-0		N: 1-0	
Dayton	2-0	1-0	1-0	0-0
	Home: 1-0	H: 1-0		
	Away: 1-0		A: 1-0	
Delaware	1-0	1-0	0-0	0-0
	Neutral: 1-0	N: 1-0		
DePaul	1-0	0-0	0-0	1-0
	Away: 1-0			A: 1-0
Duke	5-5	0-0	0-0	5-5
	Home: 2-2			H: 2-2
	Away: 2-2			A: 2-2
	Neutral: 1-1			N: 1-1
East Tennessee State	3-4	2-4	0-0	1-0
	Home: 3-1	H: 2-1		H: 1-0
	Away: 0-1	A: 0-1		
	Neutral: 0-2	N: 0-2		
Eastern Illinois	4-4	4-4	0-0	0-0
	Home: 2-1	H: 2-1		
	Away: 2-3	A: 2-3		
Eastern Kentucky	8-0	8-0	0-0	0-0
	Home: 4-0	H: 4-0		
	Away: 4-0	A: 4-0		
Eastern Michigan	2-0	2-0	0-0	0-0
	Home: 1-0	H: 1-0		
	Away: 1-0	A: 1-0		
Eckerd	1-0	0-0	1-0	0-0
	Home: 1-0		H: 1-0	
Elon	1-1	1-1	0-0	0-0
	Home: 1-0	H: 1-0		
	Away: 0-1	A: 0-1		
Emmanuel College	1-0	1-0	0-0	0-0
	Home: 1-0	H: 1-0		
Evansville	0-1	0-1	0-0	0-0
	A: 0-1	A: 0-1		
Florida	7-10	0-3	7-7	0-0
	Home: 4-4	H: 0-2	H: 4-2	
	Away: 2-5	A: 0-1	A: 2-4	
	Neutral: 1-1		N: 1-1	

2007-08 Outlook  
2007-08 Tigers  
Coaching Staff  
2007-08 Opponents  
2006-07 Review  
Tiger Records  
AU Hoop History  
Tiger Tracks  
Administration



Team	Totals	Head Coach	Asst. Coach	Player
Florida State	1-0	0-0	0-0	1-0
	Neutral: 1-0			N: 1-0
Fordham	2-0	0-0	0-0	2-0
	Neutral: 2-0			N: 2-0
Furman	9-3	3-1	5-2	1-0
	Home: 5-1	H: 2-0	H: 3-1	
	Away: 3-2	A: 1-1	A: 2-1	
	Neutral: 1-0			N: 1-0
Gardner-Webb	1-0	1-0		
	Home: 1-0	H: 1-0		
George Mason	2-0	0-0	2-0	0-0
	Home: 1-0		H: 1-0	
	Away: 1-0		A: 1-0	
George Washington	0-1	0-0	0-1	0-0
	Neutral: 0-1		N: 0-1	
Georgia	9-9	1-3	7-6	1-0
	Home: 7-1	H: 1-0	H: 5-1	H: 1-0
	Away: 2-6	A: 0-2	A: 2-4	
	Neutral: 0-2	N: 0-1	N: 0-1	
Georgia Southern	5-3	3-3	2-0	0-0
	Home: 4-1	H: 2-1	H: 2-0	
	Away: 0-2	A: 0-2		
	Neutral: 1-0	N: 1-0		
Georgia State	1-0	1-0	0-0	0-0
	Neutral: 1-0	N: 1-0		
Georgia Tech	8-1	0-0		8-1
	Home: 4-0			H: 4-0
	Away: 3-1			A: 3-1
	Neutral: 1-0			N: 1-0
Hawaii	1-0	0-0	0-0	1-0
	Away: 1-0			A: 1-0
Hawaii Loa	1-0	0-0	0-0	1-0
	Neutral: 1-0			N: 1-0
Idaho State	1-0	1-0	0-0	0-0
	Home: 1-0	H: 1-0		
Illinois	3-1	0-0	1-1	2-0
	Home: 1-0			H: 1-0
	Away: 1-0			A: 1-0
	Neutral: 1-1		N: 1-1	
Illinois State	1-0	1-0	0-0	0-0
	Away: 1-0	A: 1-0		
Indiana	1-0	0-0	0-0	1-0
	Neutral: 1-0			N: 1-0
Iona	1-0	0-0	0-0	1-0
	Home: 1-0			H: 1-0
Iowa	0-2	0-0	0-1	0-1
	Home: 0-1			H: 0-1
	Neutral: 0-1		N: 0-1	
Iowa State	0-1	0-1	0-0	0-0
	Away: 0-1	A: 0-1		
Jacksonville	2-0	0-0	0-0	2-0
	Home: 1-0			H: 1-0
	Away: 1-0			A: 1-0
Jacksonville State	1-0	1-0		
	Home: 1-0	H: 1-0		
James Madison	2-0	0-0	2-0	0-0
	Home: 1-0		H: 1-0	
	Away: 1-0		A: 1-0	
Kansas	0-1	0-1	0-0	0-0
	Away: 0-1	A: 0-1		
Kansas State	1-0	0-0	0-0	1-0
	Neutral: 1-0			N: 1-0
Kent State	0-1	0-1	0-0	0-0
	Home: 0-1	H: 0-1		

Team	Totals	Head Coach	Asst. Coach	Player
Kentucky	4-12	0-3	4-9	0-0
	Home: 3-4	H: 0-1	H: 3-3	
	Away: 1-7	A: 0-2	A: 1-5	
	Neutral: 0-1		N: 0-1	
King College	1-0	1-0	0-0	0-0
	Home: 1-0	H: 1-0		
La Salle	2-1	0-1	0-0	2-0
	Home: 1-0			H: 1-0
	Away: 1-0			A: 1-0
	Neutral: 0-1	N: 0-1		
Liberty	2-2	0-1	2-1	0-0
	Home: 1-1		H: 1-1	
	Away: 1-1	A: 0-1	A: 1-0	
Lipscomb	2-0	2-0	0-0	0-0
	Home: 1-0	H: 1-0		
	Neutral: 1-0	N: 1-0		
LSU	8-7	1-5	7-2	0-0
	Home: 3-3	H: 1-2	H: 2-1	
	Away: 3-3	A: 0-3	A: 3-0	
	Neutral: 2-1		N: 2-1	
Louisiana-Monroe	1-0	1-0	0-0	0-0
	Home: 1-0	H: 1-0		
Louisiana Tech	1-0	1-0	0-0	0-0
	Home: 1-0	H: 1-0		
Louisville	1-2	0-1	1-0	0-1
	Home: 1-0		H: 1-0	
	Away: 0-1	A: 0-1		
	Neutral: 0-1			N: 0-1
Loyola (Chicago)	1-1	1-1	0-0	0-0
	Home: 1-0	H: 1-0		
	Away: 0-1	A: 0-1		
Loyola Marymount	1-0	0-0	0-0	1-0
	Neutral: 1-0			N: 1-0
Manhattan	1-0	0-0	0-0	1-0
	Neutral: 1-0			N: 1-0
Marquette	2-0	0-0	0-0	2-0
	Home: 1-0			H: 1-0
	Away: 1-0			A: 1-0





Administration Tiger Tracks AU Hoop History Tiger Records 2006-07 Review 2007-08 Opponents Coaching Staff 2007-08 Tigers 2007-08 Outlook

Team	Totals	Head Coach	Asst. Coach	Player
Marshall	3-1 Home: 2-0 Away: 1-1	0-0	3-1	0-0
Maryland	11-2 Home: 4-1 Away: 4-0 Neutral: 3-1	0-0	1-0	10-2
McNeese State	1-0 Home: 1-0	1-0 H: 1-0		
Memphis	1-3 Home: 0-1 Away: 1-2	0-1 A: 0-1	1-2 H: 0-1 A: 1-1	0-0
Miami (Fla.)	1-0 Home: 1-0	0-0	0-0	1-0 H: 1-0
Michigan	2-2 Neutral: 2-2	0-0	0-1 N: 0-1	2-1 N: 2-1
Middle Tennessee State	4-5 Home: 2-2 Away: 0-2 Neutral: 2-1	4-3 H: 2-1 A: 0-2 N: 2-0	0-2 H: 0-1 N: 0-1	0-0
Miles College	1-0 Home: 1-0	1-0 H: 1-0	0-0	0-0
Milligan	1-0 Home: 1-0	1-0 H: 1-0	0-0	0-0
Ole Miss	7-7 Home: 4-2 Away: 1-5 Neutral: 2-0	2-4 H: 1-2 A: 1-2	5-3 H: 3-0 A: 0-3 N: 2-0	0-0
Mississippi State	6-6 Home: 4-2 Away: 2-4	2-4 H: 2-1 A: 0-3	4-2 H: 2-1 A: 2-1	0-0
Missouri	1-2 Neutral: 1-2	0-0	0-0	1-2 N: 1-2
Montreat	1-0 Home: 1-0	1-0 H: 1-0	0-0	0-0
Morehead State	5-3 Home: 4-0 Away: 1-3	5-3 H: 4-0 A: 1-3	0-0	0-0
Murray State	3-7 Home: 2-2 Away: 1-4 Neutral: 0-1	3-7 H: 2-2 A: 1-4 N: 0-1	0-0	0-0
Nevada	2-0 Home: 1-0 Away: 1-0	0-0	0-0	2-0 H: 1-0 A: 1-0

Team	Totals	Head Coach	Asst. Coach	Player
Nicholls State	2-0 Home: 2-0	2-0 H: 2-0	0-0	0-0
UNLV	1-1 Home: 0-1 Neutral: 1-0	0-1 H: 0-1	0-0	1-0 N: 1-0
New Mexico	0-1 Away: 0-1	0-1 A: 0-1	0-0	0-0
North Carolina	0-3 Away: 0-1 Neutral: 0-2	0-1 A: 0-1	0-2 N: 0-2	0-0
North Carolina A&T	1-0 Neutral: 1-0	0-0	1-0 N: 1-0	0-0
UNC-Asheville	2-2 Home: 2-1 Away: 0-1	1-1 H: 1-0 A: 0-1	1-1 H: 1-1	0-0
UNC-Charlotte	2-0 Away: 1-0 Neutral: 1-0	0-0	2-0 A: 1-0 N: 1-0	0-0
UNC-Greensboro	4-0 Home: 3-0 Away: 1-0	3-0 H: 2-0 A: 1-0	1-0 H: 1-0	0-0
North Carolina State	8-3 Home: 5-0 Away: 3-2 Neutral: 0-1	0-0	2-0 H: 1-0 A: 1-0	6-3 H: 4-0 A: 2-2 N: 0-1
North Texas	1-1 Away: 0-1 Neutral: 1-0	0-1 A: 0-1	0-0	1-0 N: 1-0
Northeast Louisiana	1-0 Neutral: 1-0	0-0	1-0 N: 1-0	0-0
Northwestern	1-0 Home: 1-0	0-0	1-0 H: 1-0	0-0
Notre Dame	2-2 Home: 1-0 Away: 0-2 Neutral: 1-0	0-1 A: 0-1	0-0	2-1 H: 1-0 A: 0-1 N: 1-0
Ohio	1-0 Home: 1-0	0-0	0-0	1-0 H: 1-0
Ohio State	0-1 Away: 0-1	0-1 A: 0-1	0-0	0-0
Oklahoma State	0-1 Neutral: 0-1	0-1 N: 0-1	0-0	0-0
Old Dominion	1-2 Home: 0-1 Away: 1-1	0-0	0-2 H: 0-1 A: 0-1	1-0 A: 1-0
Oral Roberts	2-1 Home: 1-0 Away: 1-1	1-0 A: 1-0	1-1 H: 1-0 A: 0-1	0-0
Oregon	1-1 Neutral: 1-1	0-0	1-1 N: 1-1	0-0
Pittsburgh	0-2 Home: 0-1 Away: 0-1	0-2 H: 0-1 A: 0-1	0-0	0-0
Pennsylvania	1-0 Neutral: 1-0	0-0	0-0	1-0 N: 1-0
Pepperdine	1-0 Away: 1-0	0-0	0-0	1-0 A: 1-0
Providence	0-2 Home: 0-1 Away: 0-1	0-0	0-2 H: 0-1 A: 0-1	0-0
Purdue	2-0 Neutral: 2-0	0-0	0-0	2-0 N: 2-0
Radford	1-0 Home: 1-0	0-0	1-0 H: 1-0	0-0
Reinhardt College	2-0 Home: 2-0	2-0 H: 2-0	0-0	0-0



Auburn upsets Temple 80-78 in the 2004-05 season opener in Philadelphia as coach Jeff Lebo records his first Tiger victory.

Team	Totals	Head Coach	Asst. Coach	Player
Richmond	2-1	0-0	0-1	2-0
	Away: 1-0			A: 1-0
	Neutral: 1-1		N: 0-1	N: 1-0
Rutgers	1-0	0-0	0-0	1-0
	Neutral: 1-0			N: 1-0
Saint Joseph's	1-0	0-0	1-0	0-0
	Home: 1-0		H: 1-0	
Samford	2-0	2-0	0-0	0-0
	Home: 1-0	H: 1-0		
	Away: 1-0	A: 1-0		
San Diego State	1-0	0-0	0-0	1-0
	Away: 1-0			A: 1-0
South Alabama	1-0	1-0	0-0	0-0
	Home: 1-0	H: 1-0		
South Carolina	6-1	3-1	3-0	0-0
	Home: 2-1	H: 0-1	H: 2-0	
	Away: 4-0	A: 3-0	A: 1-0	
South Carolina State	6-1	1-1	5-0	0-0
	Home: 6-0	H: 1-0	H: 5-0	
	Away: 0-1	A: 0-1		
Southeast Missouri State	6-3	6-3	0-0	0-0
	Home: 2-2	H: 2-2		
	Away: 3-1	A: 3-1		
	Neutral: 1-0	N: 1-0		
Southeastern Louisiana	1-0	1-0		
	Home: 1-0	H: 1-0		
Southern	1-0	0-0	0-0	1-0
	Neutral: 1-0			N: 1-0
Southern Cal	1-0	0-0	0-0	1-0
	Neutral: 1-0			N: 1-0
SMU	3-0	0-0	1-0	2-0
	Home: 3-0		H: 1-0	H: 2-0
Southern Miss	2-2	1-1	1-1	0-0
	Home: 2-0	H: 1-0	H: 1-0	
	Away: 0-2	A: 0-1	A: 0-1	
Stanford	2-1	0-0	0-1	2-0
	Home: 2-0			H: 2-0
	Neutral: 0-1		N: 0-1	
Stetson	2-0	0-0	0-0	2-0
	Home: 2-0			H: 2-0
Syracuse	1-1	0-0	0-0	1-1
	Neutral: 1-1		N: 0-0	N: 1-1
Temple	2-3	2-0	0-2	0-1
	Home: 1-1	H: 1-0		H: 0-1
	Away: 1-0	A: 1-0		
	Neutral: 0-2		N: 0-2	
Tennessee	13-4	2-2	11-2	0-0
	Home: 8-0	H: 2-0	H: 6-0	
	Away: 5-4	A: 0-2	A: 5-2	
Tennessee-Chattanooga	7-3	1-1	6-2	0-0
	Home: 2-1	H: 1-0	H: 1-1	
	Away: 1-2	A: 0-1	A: 1-1	
	Neutral: 4-0		N: 4-0	
Tennessee-Martin	9-0	9-0	0-0	0-0
	Home: 4-0	H: 4-0		
	Away: 4-0	A: 4-0		
	Neutral: 1-0	N: 1-0		
Tennessee State	8-3	8-3	0-0	0-0
	Home: 5-1	H: 5-1		
	Away: 3-2	A: 3-2		
Tennessee Wesleyan	2-0	2-0	0-0	0-0
	Home: 2-0	H: 2-0		
Texas A&M	0-2	0-2	0-0	0-0
	Home: 0-1	H: 0-1		
	Away: 0-1	A: 0-1		
Toccoa Falls	1-0	1-0	0-0	0-0
	Home: 1-0	H: 1-0		

Team	Totals	Head Coach	Asst. Coach	Player
Toledo	0-1	0-1	0-0	0-0
	Neutral: 0-1	N: 0-1		
Towson State	2-0	0-0	1-0	1-0
	Home: 1-0		H: 1-0	
	Neutral: 1-0			N: 1-0
Troy	1-0	1-0	0-0	0-0
	Home: 1-0	H: 1-0		
Tulane	1-0	0-0	1-0	0-0
	Neutral: 1-0		N: 1-0	
Utah	1-0	0-0	0-0	1-0
	Neutral: 1-0			N: 1-0
UAB	2-1	0-1	1-0	1-0
	Away: 0-1	A: 0-1		
	Neutral: 2-0		N: 1-0	N: 1-0
UCLA	4-1	0-0	0-0	4-1
	Home: 2-0			H: 2-0
	Away: 1-1			A: 1-1
	Neutral: 1-0			N: 1-0
UNLV	1-0	0-0	1-0	0-0
	Neutral: 1-0		N: 1-0	
Vanderbilt	10-8	2-3	7-4	1-1
	Home: 5-3	H: 1-1	H: 3-2	H: 1-0
	Away: 3-4	A: 0-1	A: 3-2	A: 0-1
	Neutral: 2-1	N: 1-1	N: 1-0	
Virginia	7-4	0-1	0-1	7-2
	Home: 4-0			H: 4-0
	Away: 2-2			A: 2-2
	Neutral: 1-2	N: 0-1	N: 0-1	N: 1-0
Virginia Military Institute	6-0	2-0	4-0	0-0
	Home: 2-0		H: 2-0	
	Away: 3-0	A: 1-0	A: 2-0	
	Neutral: 1-0	N: 1-0		
Virginia Tech	1-0	0-0	1-0	0-0
	Neutral: 1-0		N: 1-0	
Wake Forest	7-2	0-0	0-0	7-2
	Home: 4-0			H: 4-0
	Away: 0-1			A: 0-1
	Neutral: 3-1			N: 3-1
Weber State	1-0	1-0	0-0	0-0
	Neutral: 1-0	N: 1-0		
Western Carolina	8-0	3-0	5-0	0-0
	Home: 4-0	H: 1-0	H: 3-0	
	Away: 4-0	A: 2-0	A: 2-0	
Winston-Salem State	1-0	1-0	0-0	0-0
	Home: 1-0	H: 1-0		
Winthrop	1-0	1-0		
	Home: 1-0	H: 1-0		
Wisconsin	0-1	0-1	0-0	0-0
	Neutral: 0-1	N: 0-1		
Wofford	6-3	2-3	4-0	0-0
	Home: 6-2	H: 2-2	H: 4-0	
	Away: 0-1	A: 0-1		
Xavier	1-0	0-0	1-0	0-0
	Away: 1-0		A: 1-0	
Yale	1-0	1-0	0-0	0-0
	Away: 1-0	A: 1-0		



The Auburn basketball team participates annually in a run for the Breast Cancer Center at the East Alabama Medical Center during Breast Cancer Awareness month.

# Associate Head Coach John Cooper

John Cooper enters his fourth season at Auburn University as associate head coach and his 14th season overall as an assistant.

Cooper has played a vital role in the revitalization of the Auburn basketball program as the Tigers recorded their first winning season since 2003 and played for the SEC's Western Division title in the 2007 regular season finale.

When Auburn head coach Jeff Lebo missed a game each of the past two seasons, Cooper was the acting head coach. With Lebo sidelined with a stomach virus, Cooper coached Auburn to an 80-68 victory over LSU Feb. 28, 2007.

Cooper made his coaching debut in an 84-64 loss at Arkansas Feb. 11, 2006, when Lebo spent the entire game in the Tigers' locker room lying on a table as he was sick with the flu.

Prior to coming to Auburn in April 2004, Cooper spent the two seasons prior at Oregon where he helped the Ducks to a 41-23 mark. Oregon went 23-10 with a NCAA Tournament appearance in 2002-03 and had an 18-13 record in 2003-04, losing in the NIT semifinals.

He coached a pair of All-Americans in Pac-10 Player of the Year Luke Ridnour of the NBA's Seattle SuperSonics and Luke Jackson, formerly of the Cleveland Cavaliers.

Cooper spent six years as an assistant at South Carolina under his former college coach, Eddie Fogler, from 1995-2001, helping lead the Gamecocks to the SEC Championship with a 24-8 (15-1 SEC) record in 1996-97.

Cooper and Lebo were Fogler's assistants at USC for three years from 1995-98. South Carolina made four postseason appearances, including back-to-back NCAA Tournaments in 1997 and 1998 and a pair of NITs in 1996 and 2001. Cooper coached former Cleveland Cavalier Ryan Stack and the Gamecocks' all-time leading scorer, All-American B.J. McKie, at South Carolina.

Prior to South Carolina, Cooper spent two seasons as an assistant to Rick Duckett at Div. II Fayetteville (N.C.) State where the Broncos went 18-10 in 1993-94 and 15-10 in 1994-95.

Cooper, 38, was a standout forward for Wichita State, playing his first two seasons under Fogler. He scored 1,153 points during his career (1988-91), which ranks 21st in Shocker history and was the team MVP as a junior.

The Kansas City, Mo., native led Wichita State in scoring and rebounding during both his junior and senior seasons, averaging 20.8 points as a senior and 17.0 points as a junior. He was a team captain his final two seasons and a Rhodes Scholar candidate.

After graduating in 1991 with a Business Administration degree from Wichita State, Cooper was drafted by Fort Wayne of the Continental Basketball Association. He played one year with Fort Wayne and then

## John Cooper Quick Sketch

**PERSONAL DATA:** Born John Anthony Cooper on Feb. 16, 1969; married to the former Melissa Mathis of Greenwood, S.C., on Aug. 18, 2002; one daughter, Kennedy Carroll Cooper (1); one dog, a cocker spaniel named Cleo.

**YEARS AT AUBURN:** Fourth. Joined Auburn staff on April 16, 2004.

**PREVIOUS COACHING EXPERIENCE:** College – Assistant coach at Div. II Fayetteville (N.C.) State for two years (1993-95); Assistant coach at South Carolina for six years (1995-2001); Assistant coach at Oregon for two years (2002-04).

**EDUCATION:** Graduated from Rockhurst High School in Kansas City, Mo., in 1987. B.S. in Business Administration from Wichita State in 1991.

**PLAYING EXPERIENCE:** High School – Lettered three years in basketball at Rockhurst High School in Kansas City, Mo. (1984-87). College – Four-year letterman at Wichita State (1988-91) where he scored 1,153 career points, averaging 20.8 points as a senior and 17.0 points as a junior.

another season for the Commodore Mustangs in Den Helder, Holland, before joining the coaching ranks.

Born February 16, 1969, Cooper married the former Melissa Mathis of Greenwood, S.C., on August 18, 2002. They have one daughter, Kennedy Carroll Cooper (1), and have one dog, a cocker spaniel named Cleo.



# Assistant Coach Brandon Johnson

Brandon Johnson enters his fourth season at Auburn University and his 16th in the coaching profession.

Johnson has played a vital role in the revitalization of the Auburn basketball program as the Tigers recorded their first winning season since 2003 and played for the SEC's Western Division title in the 2007 regular season finale.

Prior to coming to Auburn in April 2004, Johnson spent the two seasons prior as an assistant at the University of Texas-San Antonio, where the Roadrunners won the Southland Conference and made a NCAA Tournament appearance.

Johnson, 41, has coaching ties in both Alabama and Georgia, including a three-year stint as an assistant at Jacksonville State University from 1998-2001. Prior to going to UTSA, he was the head coach at Atlanta Technical College in 2001-02, where he was in the process of developing the new men's basketball program.

Johnson was an assistant at Clayton College & State University in Morrow, Ga., in 1997-98 and was an assistant at Atlanta Metropolitan College in 1996-97. He started his coaching career in 1992 as an assistant at Atlanta's Frederick Douglas High School for two years and then was an assistant at Benjamin Banneker High School in College Park, Ga., for two seasons from 1994-96.

He helped lead Atlanta Metropolitan to the Georgia Junior College Athletic Association Championship with a 14-0 record in 1996-97. His coaching honors include being named a three-time Georgia High School Association Assistant Coach of the Year in consecutive seasons from 1993-95.

A 1997 Georgia State University graduate in Psychology, Johnson earned a Master's in General Administration from Central Michigan University in 2002. The Lansing, Mich., native has numerous camp and clinic teaching experience, including his five-year affiliation with the Pete Newell Big Man Camp in Hawaii; working with the New Zealand National Team in 2000 and Nigerian Basketball League in 2003; and working at basketball schools for Bobby Knight, Tubby Smith, Tom Izzo, Eddie Fogler, Bobby Cremins, Jud Heathcote and Randy Ayers.

Born January 24, 1966, Johnson is married to the former Toni Michele Martin of Cleveland, Ohio, on July 15, 1995.



**Brandon Johnson Quick Sketch**

**PERSONAL DATA:** Born Brandon La' Monte Johnson in Lansing, Mich., on Jan. 24, 1966; married to the former Toni Michele Martin of Cleveland, Ohio, on July 15, 1995.

**YEARS AT AUBURN:** Fourth. Joined Auburn staff on April 16, 2004.

**PREVIOUS COACHING EXPERIENCE:** High School – Assistant coach at Atlanta's Frederick Douglass High School for two seasons (1992-94); Assistant coach at Benjamin Banneker High School in College Park, Ga., for two seasons (1994-96); Junior College – Assistant coach at Atlanta Metropolitan College for one season (1996-97); Head coach at Atlanta Technical College for one season (2001-02); College – Assistant coach at Clayton College & State University in Morrow, Ga., for one season (1997-98); Assistant coach at Jacksonville State (Ala.) University for three seasons (1998-2001); Assistant coach at the University of Texas-San Antonio for two seasons (2002-04).

**EDUCATION:** Graduated from Cardinal Gibbons High School in Baltimore, Md., in 1984; B.A. in Psychology from Georgia State in 1997. M.A. in General Administration from Central Michigan in 2002.

**PLAYING EXPERIENCE:** High School – Lettered in football and track at Cardinal Gibbons High School; 1984 Maryland Scholastic Association State High Jump Champion.





## COACHING STAFF

# Assistant Coach Bryan Bartley

Bryan Bartley enters his second season at Auburn under head coach Jeff Lebo and his first as an assistant coach.

Bartley came to Auburn after working with ADT Security Services as a Residential Resale Specialist in Norcross, Ga., He worked in corporate sales for Samson Health & Fitness Center in Lithonia, Ga., from 2004-05.

He was the head coach for Landmark Christian School in Fairburn, Ga., for four years from 2001-05 and made a school-best Class A Elite Eight state tournament appearance in 2004 and reached the Sweet Sixteen in 2001. Bartley coached McDonald's All-American and New York Knick, Randolph Morris, at Landmark Christian. LCS defeated Southwest Atlanta Christian Academy, which featured Dwight Howard, now of the Orlando Magic, in a nationally-televised game on ESPN2.

In 2005, he was a counselor with the Jordan Flight School in Santa Barbara, Calif., a coach at the Nike All-American Camp in Indianapolis, Ind., Director of the Nike County Challenge and Director of the Atlanta Pro City High School league.

Bartley was the commissioner of the ABCD Camp in Teaneck, N.J., in 2004 as well as an assistant coach in the EA Sports Roundball Classic and an AAU coach for the 15 & under Georgia Stars. The New York, N.Y., native was the Director of the Atlanta Pro City Summer League in Atlanta from 2000-06.

Bartley was a campus supervisor at Clarkston (Ga.) High School from 1996-2001, was an assistant boys varsity basketball coach at Lakeside High in Stone Mountain, Ga., from 1996-97 and worked in marketing and sales for Atlanta Glory the same year. He worked as a marketing representative with the NBA's Atlanta Hawks from 1991-95.

Bartley was the AAU coach for the 17 & under Atlanta Celtics from 1996-2000, was the Director of the ABCD Jr. Camp in Suwanee, Ga., and coached in the ABCD Camp in Hackensack, N.J., from 1998-2000.

He was the Director of the "Around the Peach" Exposure Clinic from 1997-2000, directed the Kenny Smith Pro-Am Summer League and was CEO of the Kenny Anderson Foundation in 2001.

After a three-year collegiate basketball career and then graduating from Upsala College in East Orange, N.J., in 1989 with a B.A. in Communications, Bartley played professionally in Portugal in the 1989-90 season.

Some of his teammates at New York's Archbishop Stepinac High School included Fred Quartlebaum (St. John's asst. coach), Marty Conlon (former Boston Celtic), Tom Parrotta (Canisius head coach) and Tim O'Toole (former Fairfield head coach).

Born Sept. 7, 1965, in New York, N.Y., Bartley is married to the former Shuana Williams of Berkeley, Calif. They

### Bryan Bartley Quick Sketch

**PERSONAL DATA:** Born Sept. 7, 1965, in New York, N.Y., on Sept. 7, 1965; married to the former Shauna Williams of Berkeley, Calif., on Aug. 31, 1996.

**YEARS AT AUBURN:** Second. Joined Auburn staff on Sept. 13, 2006.

**PREVIOUS COACHING EXPERIENCE:** High School – Assistant coach at Lakeside High School in Stone Mountain, Ga., for one year (1996-97); Head coach at Landmark Christian School in Fairburn, Ga., for four years (2001-05).

**EDUCATION:** Graduated from Archbishop Stepinac High School in New York, N.Y., in 19xx; B.A. in Communications from Upsala College in East Orange, N.J., in 1989.

**PLAYING EXPERIENCE:** High School – Lettered four years in basketball at New York's Archbishop Stepinac High School (1980-84). Played three years with the prestigious Riverside Church Hawks AAU program. College – Three-year letterman in basketball at Upsala College in East Orange, N.J. (1986-89).

have four children, three sons Deshawn (17), Justice (11) and Jaylen (9) and one daughter, Aiyanna (8).



# Senior Asst. to the Head Coach, Dave Lebo

Not many fathers, in any profession, can say that they work for their son. Dave Lebo is a prime example, and he loves it.

"Coach Dave," as he is known by, enters his fourth season at Auburn University, 10th on head coach Jeff Lebo's staff and his 41st year in the basketball profession.

Lebo played a vital role in the revitalization of the Auburn basketball program as the Tigers recorded their first winning season since 2003 and played for the SEC's Western Division title in the 2007 regular season finale.

Coach Dave, the father of head coach Jeff Lebo, gave up a very successful head coaching career in the high school ranks, one in which he was named the 1988 National Coach of the Year, to join his son at the collegiate level.

In fact, Carlisle (Pa.) High School named its homecourt "Coach Lebo Court" in a ceremony Dec. 2, 2005, to honor and show appreciation for all of Coach Dave's service to the school and community.

He was inducted into the South Central Chapter of the Pennsylvania Sports Hall of Fame at its annual induction banquet Nov. 18, 2007, in Carlisle, Pa.

When Jeff Lebo accepted his first head coaching position in 1998 at Tennessee Tech, one of his first recruits was his father. Coach Dave worked as an assistant for Jeff at Tech and joined the entire staff at the University of Tennessee-Chattanooga when Jeff became the head coach for the Mocs in 2002. He coached two-time first-team All-Conference forward Ashley Champion both seasons. Coach Dave has coached the big men at Tech and UTC and is in charge of them at Auburn.

At Tennessee Tech, Coach Dave helped the Golden Eagles to a four-year mark of 75-43. After inheriting a program near the bottom of the Ohio Valley Conference, the Tech staff guided the Golden Eagles to back-to-back OVC regular-season titles in 2001 and 2002.

The Eagles won 20 or more games twice, going 20-9 in 2000-01 while the 2001-02 team set a school record for victories with a 27-7 record (15-1 OVC). They lost to Murray State in the OVC Tournament championship game but advanced to the NIT Quarterfinals with wins over Georgia State, Dayton and Yale before being eliminated by eventual champion Memphis. He coached nine All-OVC selections in four years at Tennessee Tech.

Coach Dave, 63, is considered one of the most successful high school basketball coaches in the state of Pennsylvania. He directed the boys program at Carlisle (Pa.) High School, all but two years from 1977-98 and compiled a remarkable 365-149 overall record.

While at Carlisle, Lebo guided his teams to four consecutive State Championships (118-11 record) and coached All-American Billy Owens, who later starred at Syracuse and had a 10-year NBA career. His son, Jeff, was a member of the first championship team in 1985.

Coach Dave was honored as the 1988 National Coach of the Year and the Associated Press Pennsylvania Coach of the Year. During his tenure, Carlisle won eight conference titles and six district championships.

He was the head coach of the United States All-Stars in the McDonald's Classic in Washington D.C. in 1984 and was the head coach of the West squad in the McDonald's All-American game in Philadelphia in 1987. He was presented "Carlisle's Finest Award - Teacher Category" in 1985.

Coach Dave was elected to the Elizabethtown College Sports Hall of Fame in 1988. He then worked one season as a head coach at Elizabethtown College, leading his alma mater to a 16-10 record in 1989-90, before returning to Carlisle High School.

He began his career as an assistant coach at East Pennsboro High School in Enola, Pa., from 1966-70 and then recorded a 120-59 record in seven years from 1970-77 as the head coach.

A 1966 Elizabethtown College graduate in Secondary Education, Coach Dave also received a Master's degree in Secondary Education/Guidance Counseling in 1969 from Shippensburg University.

Born September 25, 1944, in Carlisle, Pa., Coach Dave is married to the former Linda Miller in 1967. They also have a daughter, Amy, and five grandchildren.

## Dave Lebo Quick Sketch

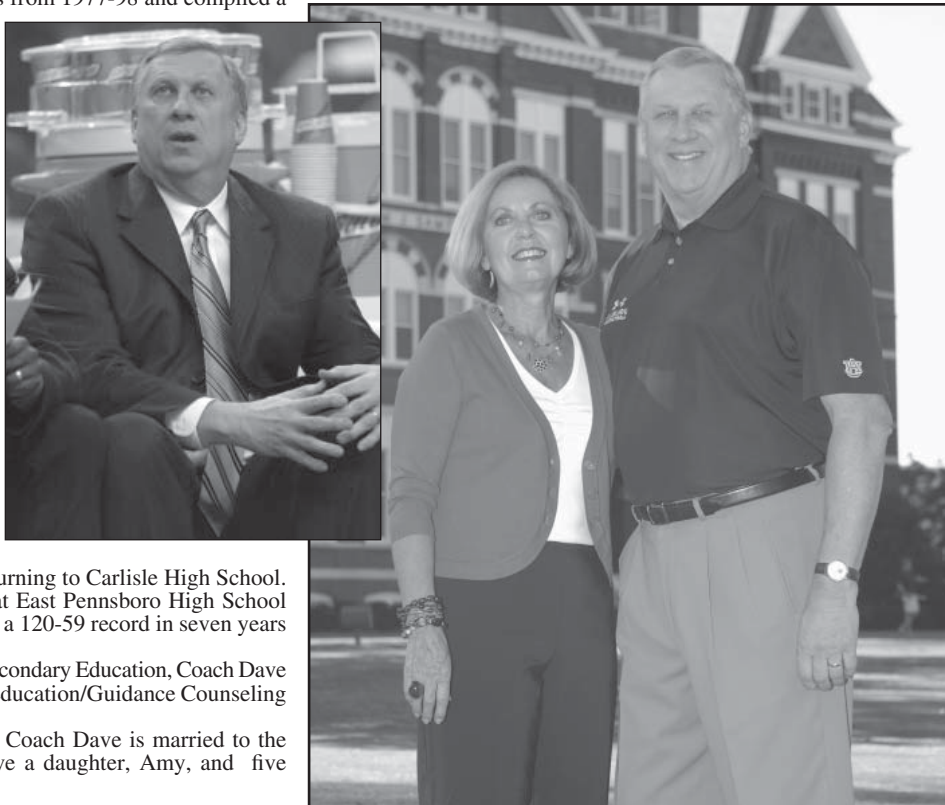
**PERSONAL DATA:** Born David Brian Lebo in Carlisle, Pa., on Sept. 25, 1944; married to the former Linda Miller of Carlisle, Pa.; two children, son, Jeff, and daughter, Amy; five grandchildren.

**YEARS AT AUBURN:** Fourth. Joined Auburn staff on April 8, 2004.

**PREVIOUS COACHING EXPERIENCE:** High School – Assistant Coach at East Pennsboro High School in Enola, Pa., for four seasons (1966-70); Head coach at East Pennsboro High School for seven seasons (1970-77); Head coach at Carlisle (Pa.) High School for 19 seasons (1977-88 and 1990-98); College - Head coach at Elizabethtown (Pa.) College for one season (1989-90); College – Assistant coach at Tennessee Tech for four seasons (1998-2002); Assistant coach at Tennessee-Chattanooga for two seasons (2002-04).

**EDUCATION:** Graduated from Carlisle (Pa.) High School in 1962. B.S. in Secondary Education from Elizabethtown College in 1966. M.S. in Secondary Education/Guidance Counseling from Shippensburg University in 1969.

**PLAYING EXPERIENCE:** High School – Lettered three years at Carlisle High School (1959-62). College – Four-year letterman at forward at Elizabethtown College (1962-66).





## SUPPORT STAFF

# Director of Basketball Operations, Tim Craft



Tim Craft begins his first season at Auburn University as the Director of Basketball Operations after spending the past three years as an assistant coach at Gardner-Webb University.

Craft handles the day-to-day responsibilities in the basketball office as well as team travel, scheduling and equipment.

The Tallahassee, Fla., native helped lead Gardner-Webb to the Atlantic Sun regular season title in 2004-05 in his first year at the school. It was Gardner-Webb's first Atlantic Sun title in any sport.

Craft coached four All-Atlantic Sun players in his three years and recruited and coached Tim Jennings, the first two-time Conference Defensive Player of the Year in Atlantic Sun history. He helped to assemble a top 50 national recruiting class for Gardner-Webb in 2006 (No. 49 by hoopscooponline.com).

Prior to coaching at Gardner-Webb, Craft spent two seasons as an assistant at Pensacola (Fla.) Junior College under coach Paul Swanson. In 2003-04, the Pirates went 20-10 and were ranked as high as No. 13 nationally.

At PJC, he coached UNLV's Joel Anthony, the 2007 Mountain West Defensive Player of the Year. Anthony was rated as the nation's third-best junior college player at his position by Lindy's prior to the 2004-05 season.

Twelve players signed Div. I scholarships during his two years at PJC and 10 of the 11 sophomores graduated during his tenure.

Craft began his coaching career as the assistant varsity coach and head junior varsity coach at Robert F. Munroe School in Quincy, Fla., in 2000-01. He was promoted to the Head Varsity Boy's Basketball Coach at Munroe the following season in 2001-02 before moving to PJC in 2002-03.

Craft earned his B.A. in History and a minor in Secondary Education from the University of Florida in 2000.

Born Feb. 3, 1977, Craft is married to the former Jessica Arenas of Tallahassee, Fla., and they have one daughter, Lola Ann Craft (born May 20, 2007), as well as a golden retriever named Bear.

### Tim Craft Quick Sketch


**PERSONAL DATA:** Born James Timothy Craft in Oxford, Miss., on Feb. 3, 1977; married to the former Jessica Arenas of Tallahassee, Fla., on June 1, 2002; one daughter, Lola Ann Craft (born May 20, 2007), as well as a golden retriever named Bear.

**YEARS AT AUBURN:** First. Joined Auburn staff on June 1, 2007.

**PREVIOUS COACHING EXPERIENCE:** High School – Assistant varsity coach and head junior varsity coach at Robert F. Munroe School in Quincy, Fla., for one year (2000-01); Head varsity coach at Robert F. Munroe School for one year (2001-02); Junior College - Assistant coach at Pensacola (Fla.) Junior College for two seasons (2002-04); College - Assistant coach at Gardner-Webb University for three seasons (2004-07).

**EDUCATION:** Graduated from Florida State University High School in Tallahassee, Fla., in 1995. B.A. in History from the University of Florida in 2000.

**PLAYING EXPERIENCE:** High School – Lettered three years in basketball and two years in baseball at Florida State University High School.







**Randall Malone**  
Video Coordinator

Randall Malone enters his fourth season at Auburn and his 10th-straight under head coach Jeff Lebo.

Malone handles all video operations for the Tigers as well as gameday taping, tape exchange and highlight films.

Malone was the Coordinator of Basketball Operations at Tennessee-Chattanooga for two seasons from 2002-04 prior to coming to Auburn. He was also the resident assistant at UTC for those two years as well as the assistant team camp and individual camp director at the UTC Basketball Camp. The Mocs went 40-20 in both years and were two-time Southern Conference Tournament runners-up.

Malone was a four-year manager under Lebo for the Tennessee Tech basketball team from 1999-2002, including the last two years as head manager. He was a team camp assistant for three years at the Tennessee Tech Basketball Camp from 1999-2001.

Malone was a camp counselor at the Eddie Fogler Basketball Camp in 2000 at the University of South Carolina and the Roy Williams Basketball Camp in 2001 at the University of Kansas.

The Portland, Tenn., native earned a B.S. degree in Civil Engineering from Tennessee Tech in 2001. He was born Aug. 29, 1977.



**Trey Strickland**  
Graduate Assistant/  
Manager

Trey Strickland enters his first season as Graduate Assistant/Manager under coach Jeff Lebo.

He spent the previous two years as a student manager, including co-head manager last year. He worked as a

camp counselor at Auburn as well as other colleges and high schools throughout the Southeast.

Strickland walked-on to the University of South Alabama basketball team as a freshman before being medically disqualified and then transferred to Auburn in 2003.

He was a three-year starter at Faith Academy in Mobile, Ala., where he was named first-team all-state and was a *Birmingham News* Super Senior in 2002.

The Mobile, Ala., native earned a B.S. degree in Exercise Science from Auburn University in 2007. Born Dec. 22, 1983, he is the son of Fred and Melissa Strickland. His sister, Rebekah, plays volleyball at the University of Memphis.



**Bryan Karkoska**  
Head Strength & Conditioning Coach

Bryan Karkoska enters his 11th year at Auburn as the Head Strength & Conditioning Coach and his fourth under coach Jeff Lebo.

Karkoska has worked with the Auburn Basketball program for 12 years, including two as a graduate assistant from 1994-96.

The Chicago, Ill., native was a two-year letterman as a place-kicker for the 1992 and 1993 Auburn football teams. The 1993 Tigers had a perfect 11-0 season.

Karkoska has developed many Auburn basketball players that have gone on to play professionally including Marquis Daniels and Jamison Brewer of the Indiana Pacers, Pat Burke of the Phoenix Suns, Mamadou N'diaye of the Los Angeles Clippers and many others that have played overseas.

Karkoska earned a B.S. degree in Exercise Science from Auburn University in 1994 and a M.Ed. in Exercise Physiology from Auburn in 1996. He is a member of the National Strength & Conditioning Association where he is a Certified Strength & Conditioning Specialist as well as a member of the Collegiate Strength & Conditioning Coaches Association.

Born May 27, 1971, Karkoska is a die-hard Chicago Blackhawks fan.



**Garret Thorington**  
Graduate Assistant/  
Manager

Garret Thorington enters his first season as Graduate Assistant/Manager under coach Jeff Lebo.

He spent the previous two years as a student manager, including co-head

manager last year.

The Manchester, Tenn., native earned a B.S. degree in Health Promotions from Auburn University in August 2006. Born Apr. 26, 1984, he is the son of Jim and Debra Thorington. He has an older brother, Jacob, and a younger sister, Kimberly, who is a manager for the Auburn women's soccer team.



## ALABAMA

**Location:** Tuscaloosa, Ala.  
**Nickname:** Crimson Tide  
**Colors:** Crimson and White  
**Conference:** Southeastern  
**Enrollment:** 20,969  
**Home Arena:** Coleman Coliseum (15,316)  
**Head Coach:** Mark Gottfried (Alabama '87)  
 249-132 overall (12 yrs); 181-108 Ala. (9 yrs.)  
**Asst. Coaches:** Philip Pearson, James Holland, Kobie Baker  
**Starters Back:** Richard Hendrix, F (14.6 pts, 8.7 reb); Alonzo Gee, F (12.6 pts, 5.3 reb); Brandon Hollinger, G (4.9 pts, 1.8 ast)  
**Starters Lost:** Jermareo Davidson, F (14.0 pts, 8.2 reb)  
**2006-07 Record:** 20-12 (7-9 SEC, t-3rd West)  
**2006-07 Postseason:** 0-1, NIT  
**Basketball Contact:** Becky Hopf  
 (w): 205.348.6084 (h): 205.343.9055  
 email: bhopf@ia.ua.edu  
**Press Row Phone:** 205.348.6084



## ALABAMA A&M

**Location:** Huntsville, Ala.  
**Nickname:** Bulldogs  
**Colors:** Maroon and White  
**Conference:** Southwestern Athletic  
**Enrollment:** 6,000  
**Home Arena:** T.M. Elmore Gymnasium (6,000)  
**Head Coach:** Vann Pettaway (Alabama A&M '80)  
 407-214 overall (21 yrs); 407-214 Ala. A&M (21 yrs)  
**Asst. Coaches:** Willie Hayes, Sammy Jackson, Orlando Essex  
**Starters Back:** Mickell Gladness, C (7.6 pts, 6.3 blks); Trant Simpson, G (13.0 pts, 6.0 ast); Cornelius Hester, G (10.4 pts, 2.1 reb)  
**Starters Lost:** None  
**2006-07 Record:** 10-20 (4-14 SWAC, 10th)  
**2006-07 Postseason:** None  
**Basketball Contact:** Thomas Galbraith  
 (w): 256.372.4005  
 email: aamusportsinfo@yahoo.com  
**Press Row Phone:** TBA



## ALABAMA STATE

**Location:** Montgomery, Ala.  
**Nickname:** Hornets  
**Colors:** Old Gold and Black  
**Conference:** Southwestern Athletic  
**Enrollment:** 5,442  
**Home Arena:** Joe L. Reed Acadome (7,400)  
**Head Coach:** Lewis Jackson (Alabama State '84)  
 32-38 overall (2 yrs); 32-38 Ala. State (2 yrs)  
**Asst. Coaches:** Anthony Sewell, Steve Rogers, Courtney Stephens  
**Starters Back:** Andrew Hayles, G (14.5 pts); Richard Lott, F (9.5 pts, 7.0 reb)  
**Starters Lost:** Dustin Richmond, G (9.5 pts, 3.7 ast); Miguel Morton, C (7.0 pts, 4.4 reb); Moses Edun, F (7.1 pts, 3.6 reb)  
**2006-07 Record:** 10-20 (8-10 SWAC, 8th)  
**2006-07 Postseason:** None  
**Basketball Contact:** Kelvin Datcher  
 (w): 334.229.4511  
 email: kdatcher@alasu.edu  
**Press Row Phone:** TBA



## ARKANSAS

**Location:** Fayetteville, Ark.  
**Nickname:** Razorbacks  
**Colors:** Cardinal and White  
**Conference:** Southeastern  
**Enrollment:** 18,647  
**Home Arena:** Bud Walton Arena (19,200)  
**Head Coach:** John Pelphrey (Kentucky '92)  
 80-67 overall (5 yrs); 0-0 Arkansas (1st year)  
**Asst. Coaches:** Rob Evans, Tom Ostrom, Isaac Brown  
**Starters Back:** Patrick Beverley, G (13.9 pts, 4.5 reb); Sonny Weems, F (11.8 pts, 4.8 reb); Charles Thomas, F (10.7 pts, 5.7 reb); Gary Ervin, G (9.9 pts, 3.6 reb); Steven Hill, C (6.2 pts, 4.4 reb, 2.8 blk)  
**Starters Lost:** None  
**2006-07 Record:** 21-14 (7-9 SEC, t-3rd West)  
**2006-07 Postseason:** 0-1, NCAA Tournament  
**Basketball Contact:** Robby Edwards  
 (w): 479.575.2751 (h): 479.846.4331  
 email: robbye@uark.edu  
**Press Row Phone:** 479.575.6622



## CHARLESTON SOUTHERN

**Location:** Charleston, S.C.  
**Nickname:** Buccaneers  
**Colors:** Blue and Gold  
**Conf.:** Big South  
**Enrollment:** 3,135  
**Home Arena:** CSU Fieldhouse (789)  
**Head Coach:** Barclay Radebaugh (East Tenn. State '87)  
 42-47 overall (3 yrs); 21-38 Charleston Southern (2 yrs)  
**Asst. Coaches:** Murray Garvin, J.D. Powell, Bob Richey  
**Starters Back:** Chris Moore, G (14.2 pts, 3.6 reb); Gierdrius Knysas, F (8.7 pts, 4.2 reb); Brandon Macklin, F (4.0 pts, 3.5 reb)  
**Starters Lost:** Dwayne Jackson, G (14.4 pts, 5.6 reb); Donnell Covington, G (14.2 pts, 3.7 reb)  
**2006-07 Record:** 8-22 (2-12 Big South, 8th)  
**2006-07 Postseason:** none  
**Basketball Contact:** William Cooper  
 (w): 843.863.7688 (h): 704.844.0693  
 email: bfreeland@csuniv.edu  
**Press Row Phone:** 843.863.7683



## FLORIDA

**Location:** Gainesville, Fla.  
**Nickname:** Gators  
**Colors:** Orange and Blue  
**Conference:** Southeastern  
**Enrollment:** 51,520  
**Home Arena:** O'Connell Center (12,000)  
**Head Coach:** Billy Donovan (Providence '87)  
 296-123 overall (13 yrs); 261-103 Florida (11 yrs.)  
**Asst. Coaches:** Larry Shyatt, Lewis Preston, Rob Lanier  
**Starters Back:** None  
**Starters Lost:** Joakim Noah, F (12.0 pts, 8.4 reb); Taurean Green, G (13.3 pts, 3.7 ast); Corey Brewer, F (13.2 pts, 4.7 reb); Al Horford, C (13.2 pts, 9.5 reb); Lee Humphrey, G (10.3 pts, 1.3 ast)  
**2006-07 Record:** 35-5 (13-3 SEC, East Champions)  
**2006-07 Postseason:** 6-0, NCAA Champions  
**Basketball Contact:** Fred Demarest  
 (w): 352.375.4683, x.6100 (h): 352.316.5839  
 email: fred@gators.uua.ufl.edu  
**Press Row Phone:** 352.371.0281



## GEORGE WASHINGTON

**Location:** Washington, D.C.  
**Nickname:** Colonials  
**Colors:** Buff and Blue  
**Conference:** Atlantic 10  
**Enrollment:** 20,280  
**Home Arena:** Charles E. Smith Athletic Center (5,000)  
**Head Coach:** Karl Hobbs (Connecticut '85)  
 114-65 overall (6 yrs); 114-65 GW (6 yrs.)  
**Asst. Coaches:** Darrell Brooks, Roland Houston, Greg Colucci  
**Starters Back:** Maureece Rice, G (15.8 pts, 3.6 reb); Rob Diggs, F (10.5 pts, 5.0 reb)  
**Starters Lost:** Carl Elliott, G (12.9 pts, 5.0 reb, 4.8 ast); Regis Koundjia, F (7.3 pts, 5.0 reb); Dokun Akingbade, F (7.3 pts, 5.6 reb)  
**2006-07 Record:** 23-9 (11-5 Atlantic 10, 3rd)  
**2006-07 Postseason:** 0-1, NCAA  
**Basketball Contact:** Brad Bower  
 (w): 202.994.0339 (e): 202.420.1779  
 email: bbower@gwu.edu  
**Press Row Phone:** 202.994.1776



## GEORGIA

**Location:** Athens, Ga.  
**Nickname:** Bulldogs  
**Colors:** Red and Black  
**Conference:** Southeastern  
**Enrollment:** 33,900  
**Home Arena:** Stegeman Coliseum (10,523)  
**Head Coach:** Dennis Felton (Howard '85)  
 158-117 overall (9 yrs); 58-63 Georgia (4 yrs)  
**Asst. Coaches:** Pete Hermann, Mike Jones, Desmond Oliver  
**Starters Back:** Takais Brown, F (14.2 pts, 5.6 reb); Sundiata Gaines, G (10.5 pts, 5.7 reb, 4.8 ast); Billy Humphrey, G (7.5 pts, 3.5 reb); Dave Bliss, C (4.0 pts, 3.2 reb)  
**Starters Lost:** Levi Stukes, G (12.5 pts, 2.5 reb)  
**2006-07 Record:** 19-14 (8-8 SEC, 5th East)  
**2006-07 Postseason:** 1-1, NIT  
**Basketball Contact:** Tim Hix  
 (w): 706.542.1621 (h): 770.513.0840  
 email: thix@sports.uga.edu  
**Press Row Phone:** 706.542.8052



## KENNESAW STATE

**Location:** Kennesaw, Ga.  
**Nickname:** Owls  
**Colors:** Black and Kennesaw Gold  
**Conference:** Atlantic Sun  
**Enrollment:** 20,000  
**Home Arena:** KSU Convocation Center (4,500)  
**Head Coach:** Tony Ingle (Huntingdon '75)  
 211-129 overall (11 yrs); 141-80 Kennesaw State (7 yrs)  
**Asst. Coaches:** Evan Black, Montez Robinson, Che Roth  
**Starters Back:** Ronell Wooten, F (14.7 pts, 5.4 reb); Shaun Stegall, F (14.5 pts, 8.3 reb); Jon-Michael Nickerson, F (14.6 pts, 2.6 pts)  
**Starters Lost:** Golden Ingle, G (11.1 pts, 2.3 reb); Brent Ragsdale, G (8.5 pts, 3.5 reb)  
**2006-07 Record:** 13-18 (9-9, 5th A-Sun)  
**2006-07 Postseason:** None  
**Basketball Contact:** Mark Toma  
 (w): 770.499.3217  
 email: mtoma@kennesaw.edu  
**Press Row Phone:** TBA



## KENTUCKY

**Location:** Lexington, Ky.  
**Nickname:** Wildcats  
**Colors:** Blue and White  
**Conference:** Southeastern  
**Enrollment:** 27,000  
**Home Arena:** Rupp Arena (23,000)  
**Head Coach:** Billy Gillispie (Texas State '83)  
 100-58 overall (5 yrs); 0-0 UK (1st year)  
**Asst. Coaches:** Jeremy Cox, Glynn Cyprien, Tracy Webster  
**Starters Back:** Joe Crawford, G (14.0 pts, 4.0 reb); Ramel Bradley, G (13.4 pts, 3.8 ast); Derrick Jasper, F (3.9 pts, 3.6 reb)  
**Starters Lost:** Randolph Morris, F (16.1 pts, 7.8 reb); Bobby Perry, F (8.4 pts, 3.5 reb)  
**2006-07 Record:** 22-12 (9-7 SEC, 4th East)  
**2006-07 Postseason:** 1-1, NCAA Tournament  
**Basketball Contacts:** Scott Stricklin, John Hayden  
 (w): 859.257.3838 (ssh): 859.266.9910  
 emails: stricklin@uky.edu -- john.hayden@uky.edu  
**Press Row Phone:** 859.252.3602



## LSU

**Location:** Baton Rouge, La.  
**Nickname:** Fighting Tigers  
**Colors:** Purple and Gold  
**Conference:** Southeastern  
**Enrollment:** 29,215  
**Arena:** Pete Maravich Assembly Center (13,215)  
**Head Coach:** John Brady (Belhaven '76)  
 273-203 overall (16 yrs); 184-126 LSU (10 yrs.)  
**Asst. Coaches:** Butch Pierre, John Treloar, Chad Dollar  
**Starters Back:** Tasmir Mitchell, F (14.5 pts, 5.9 reb); Terry Martin, G (10.5 pts, 2.8 reb); Garrett Temple, G (8.6 pts, 4.3 ast)  
**Starters Lost:** Glen Davis, F (17.7 pts, 10.4 reb); Darnell Lazare, F (7.4 pts, 4.5 reb)  
**2006-07 Record:** 17-15 (5-11 SEC, 6th West)  
**2006-07 Postseason:** None  
**Basketball Contact:** Kent Lowe  
 (w): 225.578.8226 (h): 225.761.1734 (e): 225.241.4360  
 email: clowe@lsu.edu  
**Press Row Phone:** 225.578.8226



## MERCER

**Location:** Macon, Ga.  
**Nickname:** Bears  
**Colors:** Orange and Black  
**Conference:** Atlantic Sun  
**Enrollment:** 7,050  
**Arena:** University Center (3,200)  
**Head Coach:** Mark Slonaker (Georgia '80)  
 117-170 overall (10 yrs); 117-170 Mercer (10 yrs)  
**Asst. Coaches:** Mark Dannhoff, Travis Williams, Stephen Cox  
**Starters Back:** James Florence, G (19.9 pts, 4.1 reb); Shad-dean Aaron, G (15.9 pts, 6.1 reb); Brian Pfohl, F (8.5 pts, 4.2 reb); Sam Dolan, F (8.1 pts, 5.6 reb)  
**Starters Lost:** Hrvoje Pervan, F (8.3 pts, 5.0 reb)  
**2006-07 Record:** 13-17 (8-10, 6th A-Sun)  
**2006-07 Postseason:** None  
**Basketball Contact:** Randy Jones  
 (w): 478.301.2735 (e): 478.951.7111  
 email: jones\_p@mercer.edu  
**Press Row Phone:** TBA





2007-08 Outlook  
 2007-08 Tigers  
 Coaching Staff  
 2007-08 Opponents  
 2006-07 Review  
 Tiger Records  
 AU Hoop History  
 Tiger Tracks  
 Administration

## MISSISSIPPI STATE

**Location:** Starkville, Miss.  
**Nickname:** Bulldogs  
**Colors:** Maroon and White  
**Conference:** Southeastern  
**Enrollment:** 17,039  
**Home Arena:** Humphrey Coliseum (10,500)  
**Head Coach:** Rick Stansbury (Campbellsville '82)  
 185-104 overall (9 yrs); 185-104 MSU (9 yrs.)  
**Asst. Coaches:** Robert Kirby, Phil Cunningham, Marcus Grant  
**Starters Back:** Jamont Gordon, G (16.0 pts, 7.1 reb); Charles Rhodes, F (13.7 pts, 6.2 reb)  
**Starters Lost:** Dietric Slater, G (10.5 pts, 5.7 reb); Reginald Delk, G (9.5 pts, 2.0 reb); Richard Delk, G (5.7 pts, 2.4 reb)  
**2006-07 Record:** 21-14 (8-8 SEC, t-1st West)  
**2006-07 Postseason:** 3-1, NIT Semifinals  
**Basketball Contact:** David Rosinski  
 (w): 662.325.3595 (h): 662.324.0497  
 email: rosinski@athletics.msstate.edu  
**Press Row Phone:** 662.325.3776



## OLE MISS

**Location:** Oxford, Miss.  
**Nickname:** Rebels  
**Colors:** Cardinal Red and Navy Blue  
**Conference:** Southeastern  
**Enrollment:** 17,325  
**Arena:** C.M. "Tad" Smith Coliseum (8,700)  
**Head Coach:** Andy Kennedy (UAB '91)  
 42-26 overall (2 yrs); 21-13 Ole Miss (1 yr)  
**Asst. Coaches:** Michael White, Owen Miller, Torrey Ward  
**Starters Back:** Dwayne Curtis, C (12.2 pts, 8.3 reb); Kenny Williams, F (7.1 pts, 5.7 reb)  
**Starters Lost:** Clarence Sanders, G (16.1 pts, 2.5 reb); Bam Doyno, G (14.9 pts, 4.3 reb); Todd Abernethy, G (11.2 pts, 5.5 ast)  
**2006-07 Record:** 21-13 (8-8 SEC, t-1st West)  
**2006-07 Postseason:** 1-1, NIT  
**Basketball Contact:** Joey Jones  
 (w): 662.915.7526 (h): 662.972.2062  
 email: joeyj@olemiss.edu  
**Press Row Phone:** 662.236.1931



## PRESBYTERIAN

**Location:** Clinton, S.C.  
**Nickname:** Blue Hose  
**Colors:** Garnet and Blue  
**Conference:** Independent/Big South  
**Enrollment:** 1,200  
**Arena:** Ross e. Templeton Arena (2,500)  
**Head Coach:** Gregg Nibert (Marietta College '79)  
 327-206 overall (18 yrs); 327-206 PC (18 yrs)  
**Asst. Coaches:** Ronny Fisher, Justin Smith  
**Starters Back:** Bryan Bostic, G (9.3 pts, 5.4 reb); Martynas Versinskas, C (7.1 pts, 4.8 reb); Travis Sligh, F (4.6 pts, 3.1 reb)  
**Starters Lost:** Sean Dixon, G (12.8 pts, 3.0 ast); Grant Herren, F (11.2 pts, 4.1 reb)  
**2006-07 Record:** 20-9 (11-4 SAC Conference, 2nd)  
**2006-07 Postseason:** None  
**Basketball Contact:** Brian Hand  
 (w): 864.833.8252 (h): 864.906.5830  
 email: bahand@presby.edu  
**Press Row Phone:** 864.833.8252



## SOUTH CAROLINA

**Location:** Columbia, S.C.  
**Nickname:** Gamecocks  
**Colors:** Garnet and Black  
**Conference:** Southeastern  
**Enrollment:** 27,065  
**Home Arena:** Colonial Center (18,000)  
**Head Coach:** Dave Odom (Guilford '65)  
 392-260 overall (21 yrs); 114-86 USC (6 yrs.)  
**Asst. Coaches:** Rick Duckett, Ken Potosnak, Barry Sanderson  
**Starters Back:** Dominique Archie, F (8.8 pts, 5.0 reb); Brandis Raley-Ross, G (5.9 pts, 2.9 reb)  
**Starters Lost:** Tre Kelley, G (18.9 pts, 5.1 ast); Brandon Wallace, F (9.9 pts, 9.4 reb, 2.9 blk); Bryce Sheldon, G (9.1 pts, 1.8 reb)  
**2006-07 Record:** 14-16 (4-12 SEC, 6th East)  
**2006-07 Postseason:** None  
**Basketball Contact:** Michelle Schmitt  
 (w): 803.777.7872 (h): 803.463.0359  
 email: mschmitt@gwm.sc.edu  
**Press Row Phone:** 803.777.6182



## SOUTHERN

**Location:** Baton Rouge, La.  
**Nickname:** Jaguars  
**Colors:** Columbia Blue and Gold  
**Conference:** Southwestern Athletic  
**Enrollment:** 7,500  
**Home Arena:** F.G. Clark Activity Center (7,500)  
**Head Coach:** Rob Spivery (Ashland '72)  
 318-300 overall (21 yrs); 29-34 Southern (2 yrs.)  
**Asst. Coaches:** Joe Proctor, Sean LeBeauf, Sheldon Jones  
**Starters Back:** Chris Davis, G (10.3 pts, 2.1 reb); Steffon Wiley, G (7.6 pts, 1.8 reb); Douglas Scott, F (5.6 pts, 4.8 reb); Geri Guillory, G (5.5 pts, 4.0 reb); Joseph Jack, F (4.9 pts, 4.7 reb)  
**Starters Lost:** Deorrest Riley-Smith, G (13.9 pts, 5.5 reb)  
**2006-07 Record:** 10-21 (9-9 SWAC, 5th)  
**2006-07 Postseason:** None  
**Basketball Contact:** Kevin Manns  
 (w): 225.771.2601  
 email: kevinmanns@gmail.com  
**Press Row Phone:** TBA



## TENNESSEE

**Location:** Knoxville, Tenn.  
**Nickname:** Volunteers  
**Colors:** Orange and White  
**Conference:** Southeastern  
**Enrollment:** 25,244  
**Home Arena:** Thompson-Boling Arena (21,758)  
**Head Coach:** Bruce Pearl (Boston College '82)  
 363-103 overall (15 yrs); 46-19 Tennessee (2 yrs)  
**Asst. Coaches:** Tony Jones, Steve Forbes, Jason Shay  
**Starters Back:** Chris Lofton, G (20.8 pts, 3.1 reb); JaJuan Smith, G (15.2 pts, 4.5 reb); Ramar Smith, G (10.7 pts, 3.3 reb); Wayne Chism, F (9.1 pts, 5.2 reb)  
**Starters Lost:** Dane Bradshaw, G (5.5 pts, 4.7 ast)  
**2006-07 Record:** 24-11 (10-6 SEC, t-2nd East)  
**2006-07 Postseason:** 2-1, NCAA Tournament  
**Basketball Contact:** Craig Pinkerton  
 (w): 865.974.1212 (h): 865.670.1821  
 email: craig@tennessee.edu  
**Press Row Phone:** 865.544.0789



## TEXAS A&M--CORPUS CHRISTI

**Location:** Corpus Christi, Texas  
**Nickname:** Islanders  
**Colors:** Blue, Green and White  
**Conference:** Southland  
**Enrollment:** 8,600  
**Home Arena:** American Bank Center (8,500)  
**Head Coach:** Perry Clark (Gettysburg College '74)  
 250-199 overall (15 yrs); 0-0 Texas A&M-CC (1st year)  
**Asst. Coaches:** Billy Garrett, Brian Merritt, Kevin Norris  
**Starters Back:** Chris Daniels, C (15.3 pts, 6.7 reb)  
**Starters Lost:** Josh Washington, G (12.8 pts, 1.6 reb); Cedric Smith, F (9.7 pts, 3.4 reb); Josh Ervin, G (8.1 pts, 3.7 ast); Kevin Menifee, F (6.2 pts, 5.6 reb)  
**2006-07 Record:** 26-7 (14-2 Southland Champions)  
**2006-07 Postseason:** 0-1, NCAA  
**Basketball Contact:** Craig Merriman  
 (w): 361.825.3410 (c): 361.793.9260  
 email: craig.merriman@tamucc.edu  
**Press Row Phone:** TBA



## TOWSON

**Location:** Towson, Md.  
**Nickname:** Tigers  
**Colors:** Gold, White and Black  
**Conference:** Colonial Athletic Association  
**Enrollment:** 18,011  
**Arena:** Towson Center (5,000)  
**Head Coach:** Pat Kennedy (King's College '75)  
 449-367 overall (27 yrs); 33-56 Towson (3 yrs)  
**Asst. Coaches:** Erick Skeeters, Jay Eck, Jim Meil  
**Starters Back:** Tommy Breaux, F (5.9 pts, 4.5 reb); Jonathan Pease, F (4.3 pts, 2.7 reb); C.C. Williams, G (6.0 pts, 2.8 reb)  
**Starters Lost:** Gary Neal, G (25.3 pts, 4.2 reb); Dennard Abraham, F (11.2 pts, 6.3 reb)  
**2006-07 Record:** 15-17 (8-10 CAA)  
**2006-07 Postseason:** none  
**Basketball Contact:** Shaun Morris  
 (w): 410.704.3173  
 email: spmorriss@towson.edu  
**Press Row Phone:** TBA



## TULANE

**Location:** New Orleans, La.  
**Nickname:** Green Wave  
**Colors:** Olive Green and Sky Blue  
**Conference:** Conference USA  
**Enrollment:** 10,606  
**Arena:** Fogelman Arena (3,600)  
**Head Coach:** Dave Dickerson (Maryland '90)  
 29-30 overall (2 yrs); 29-30 Tulane (2 yrs)  
**Asst. Coaches:** Dick Bender, Chris Hawkins, Andrew Novick  
**Starters Back:** David Gomez, F (13.5 pts, 5.8 reb); Kevin Sims, G (10.0 pts, 3.4 ast); Daniel Puckett, F (7.1 pts, 4.1 reb); Robinson Louisme, F (6.4 pts, 3.3 reb)  
**Starters Lost:** Chris Moore, G (10.3 pts, 3.4 reb)  
**2006-07 Record:** 17-13 (9-7 C-USA, t-4th)  
**2006-07 Postseason:** None  
**Basketball Contact:** Roger Dunaway  
 (w): 504.862.8240 (c): 504.452.2906  
 email: roger@tulane.edu  
**Press Row Phone:** 504.862.2122



## VANDERBILT

**Location:** Nashville, Tenn.  
**Nickname:** Commodores  
**Colors:** Black and Gold  
**Conference:** Southeastern  
**Enrollment:** 6,378  
**Home Arena:** Memorial Gymnasium (14,316)  
**Head Coach:** Kevin Stallings (Purdue '82)  
 267-171 overall (14 yrs); 144-108 Vandy (8 yrs)  
**Asst. Coaches:** Brad Frederick, King Rice, Dan Muller  
**Starters Back:** Shan Foster, G (15.6 pts, 4.9 reb); Ross Neltner, F (9.2 pts, 5.7 reb); Alex Gordon, G (7.8 pts, 3.3 ast)  
**Starters Lost:** Derrick Byars, G (17.0 pts, 4.9 reb); Dan Cage, G (11.2 pts, 3.3 reb)  
**2006-07 Record:** 22-12 (10-6 SEC, t-2nd East)  
**2006-07 Postseason:** 2-1, NCAA Tournament  
**Basketball Contact:** Andy Boggs  
 (w): 615.322.4121 (c): 615.828.8895  
 email: andy.boggs@vanderbilt.edu  
**Press Row Phone:** 615.320.0436



## WEST VIRGINIA

**Location:** Morgantown, W. Va.  
**Nickname:** Mountaineers  
**Colors:** Old Gold and Blue  
**Conference:** Big East  
**Enrollment:** 27,715  
**Home Arena:** WVU Coliseum (14,000)  
**Head Coach:** Bob Huggins (West Virginia '77)  
 590-211 overall (25 yrs); 0-0 West Virginia (1st year)  
**Asst. Coaches:** Billy Hahn, Erik Martin, Larry Harrison  
**Starters Back:** Joe Alexander, F (10.3 pts, 4.3 reb); Darrius Nichols, G (10.9 pts, 2.9 reb); Alex Ruoff, G (10.3 pts, 3.5 reb)  
**Starters Lost:** Frank Young, F (15.3 pts, 4.4 reb); Rob Summers, C (4.4 pts, 4.6 reb)  
**2006-07 Record:** 27-9 (9-7 Big East, 7th)  
**2006-07 Postseason:** NIT Champions  
**Basketball Contact:** Bryan Messerly  
 (w): 304.293.2821  
 email: bryan.messerly@mail.wvu.edu  
**Press Row Phone:** 304.293.2821



## XAVIER

**Location:** Cincinnati, Ohio  
**Nickname:** Musketeers  
**Colors:** Navy Blue, Gray and White  
**Conference:** Atlantic 10  
**Enrollment:** 6,600  
**Home Arena:** Cintas Center (10,250)  
**Head Coach:** Sean Miller (Pittsburgh '92)  
 63-32 overall (3 yrs); 63-32 Xavier (3 yrs)  
**Asst. Coaches:** Chris Mack, James Whitford  
**Starters Back:** Drew Lavender, G (11.2 pts, 4.8 ast); Stanley Burrell, G (12.4 pts, 2.0 reb); Josh Duncan, F (9.3 pts, 3.4 reb)  
**Starters Lost:** Justin Doellman, F (13.7 pts, 5.5 reb); Justin Cage, F (10.5 pts, 5.4 reb); Brandon Cole, F (5.8 pts, 4.7 reb)  
**2006-07 Record:** 25-9 (13-3 Atlantic 10, t-1st)  
**2006-07 Postseason:** 1-1, NCAA  
**Basketball Contact:** Tom Eiser  
 (w): 513.745.3124 (c): 513.382.5565  
 email: eiser@xavier.edu  
**Press Row Phone:** 513.745.3929



# Beard-Eaves-Memorial Coliseum

Auburn's Beard-Eaves-Memorial Coliseum begins its 40th year of service to the University. The capacity of the six-million dollar multi-purpose building was reduced at the beginning of the 1994-95 season to 10,108 from its original 12,500-seat capacity since 1969. It was then increased to 10,500 in 1998-99. The first phase of a \$10-million renovation project began in 1997 with new baseline and sideline seating, a new playing floor, a new scoreboard and the construction of coaches' offices in the upper north end of the Coliseum.

Within the friendly confines of Beard-Eaves-Memorial Coliseum, Auburn boasts an impressive 268-104 record (.720) over the past 25 seasons. Overall, Auburn is 355-166 (.681) in the Coliseum. Only five times in the 40-year history of the Coliseum has Auburn experienced a losing record at home. Auburn's 30-game homecourt winning streak from the 1997-98 season to the final game of the 1999-2000 season is the longest in Coliseum history. It was the nation's second longest current winning streak at the time and the second longest home winning streak in Auburn history.

Named in memory of Auburn alumni "who made the supreme sacrifice for their country in its four wars of this century," Memorial Coliseum was officially dedicated at halftime of the Auburn-Vanderbilt game on February 22, 1969. The first game in Coliseum history, however, came earlier on January 11, 1969, when LSU and fabled Pete Maravich visited Auburn. The Tigers downed LSU 90-71 before 11,166 fans.

The facility was renamed Joel H. Eaves Memorial Coliseum in September of 1987 in recognition of Coach Eaves' lasting contributions to Auburn Basketball. Eaves, who guided Auburn to its first Southeastern Conference regular-season championship in 1960, tops the school's all-time list with 213 victories in 14 seasons (1949-50 to 1962-63).

It became known by its present name, Beard-Eaves-Memorial Coliseum in 1993. Jeff Beard was Auburn's athletic director from 1951-72 and was one of the greatest ever at the University.

One of the greatest moments in the Coliseum's history came on Feb. 17, 1999, when Auburn defeated Vanderbilt 81-63 to clinch the 1999 SEC Championship. A wild celebration followed the victory with Auburn



fans rushing the court and the Tigers cutting down the nets.

The Coliseum had served as home for the varsity indoor track squad. The indoor track, laid out around the perimeter of the arena floor (12 laps to the mile) was only the second such facility in the SEC when it was constructed. The first official SEC wrestling tournament was held in March 1970 in Memorial Coliseum. The NCAA wrestling championships were also hosted in 1971, making it only the second championship athletic event of national stature to be held in the South at the time. The Coliseum hosted the 2005 NCAA Gymnastics Championship.

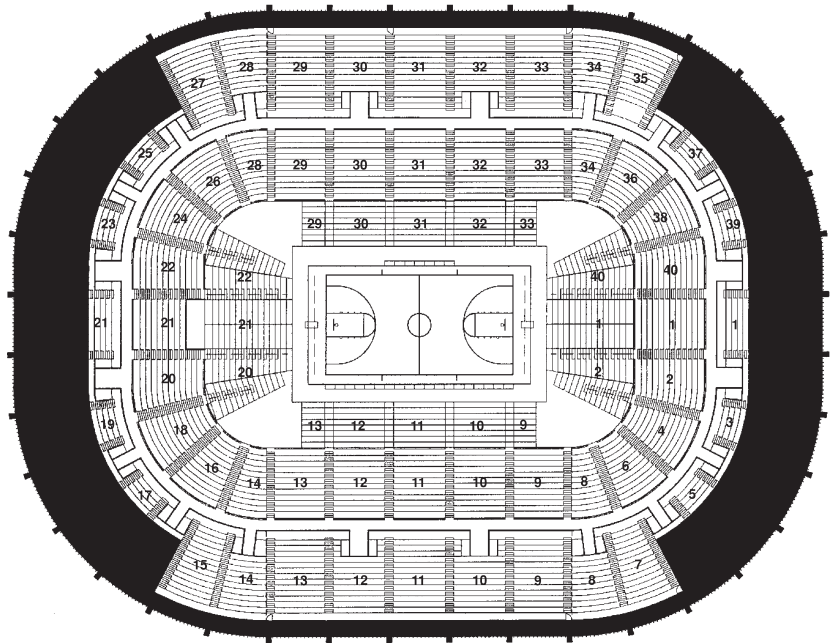
A portion of the athletic department offices, as well as the physical education offices and dressing rooms, are located in the Coliseum. Students and faculty members have daily access to all facilities.

The \$6,033,597 needed to erect the building was appropriated in several ways, after the 1965 Alabama Legislature approved construction. State funds accounted for \$4,500,000 and federal funds accounted for \$685,597. University funds totaled \$498,000 and the athletic department contributed \$360,000.





**BEARD-EAVES-MEMORIAL COLISEUM**  
SEATING PLAN (capacity: 10,500)



**Beard-Eaves-Memorial Coliseum Year-by-Year Records**

Season	Games	Attendance	Avg.	Record	Pct.
1968-69	10	71,078	7,107	8-2	.800
1969-70	11	62,296	5,663	5-6	.455
1970-71	11	44,881	4,080	7-4	.636
1971-72	12	49,395	4,116	6-6	.500
1972-73	12	45,184	3,765	5-7	.417
1973-74	12	64,300	5,358	6-6	.500
1974-75	12	98,965	8,247	12-0	1.000
1975-76	11	97,024	8,820	9-2	.818
1976-77	12	83,254	6,938	6-6	.500
1977-78	12	78,241	6,520	8-4	.667
1978-79	11	66,074	6,007	4-7	.364
1979-80	10	68,534	6,853	5-5	.500
1980-81	13	68,601	5,277	6-7	.462
1981-82	13	69,647	5,357	11-2	.846
1982-83	13	86,098	6,623	10-3	.769
1983-84	11	73,392	6,672	9-2	.818
1984-85	14	84,926	6,066	10-4	.714
1985-86	11	79,585	7,235	10-1	.909
1986-87	14	95,541	6,824	11-3	.786
1987-88	13	92,265	7,097	10-3	.769
1988-89	14	80,658	5,761	7-7	.500
1989-90	11	96,339	8,758	7-4	.636
1990-91	14	95,744	6,839	7-7	.500
1991-92	12	90,202	7,517	8-4	.667
1992-93	12	100,291	8,358	9-3	.750
1993-94	15	83,682	5,579	7-8	.467
1994-95	13	82,446	6,342	9-4	.692
1995-96	14	96,206	6,872	9-5	.643
1996-97	15	87,323	5,822	11-4	.733
1997-98	15	91,509	6,100	12-3	.800
1998-99	15	123,881	8,259	15-0	1.000
1999-2000	15	157,500 (c)	10,500 (c)	14-1	.933
2000-01	18	173,249	10,191	12-5	.706
2001-02	16	151,200	9,450	11-5	.688
2002-03	17	120,994	7,117	13-4	.765
2003-04	17	114,726	6,749	12-5	.706
2004-05	15	68,880	4,592	8-7	.533
2005-06	16	73,465	4,592	11-5	.688
2006-07	20	106,198	5,310	15-5	.750
39 seasons	521	3,473,774	6,668	355-166	.681

**Single-Game Attendance Highs**

Attendance	Opponent	Date	AU-Opp.
1. 12,620	Alabama	3/3/93	78-70
2. 12,612	Alabama	1/10/76	62-63
3. 12,604	Alabama	1/3/91	56-68
4. 12,599	Kentucky	2/10/88	62-69
5. 12,583	UNLV	2/1/87	85-104
6. 12,579	Alabama	2/28/90	65-80
7. 12,578	Alabama	1/27/88	84-74
8. 12,571	Alabama	1/28/89	64-67
12,571	Kentucky	1/9/78	71-101
10. 12,542	Alabama	1/5/83	91-80
11. 12,534	Alabama	1/18/92	81-63
12. 12,531	Alabama	1/3/77	71-74
13. 12,507	Kentucky	2/8/92	67-85
14. 12,506	Alabama	3/8/75	76-70
15. 12,494	Vanderbilt	1/18/75	93-89
16. 12,468	LSU	2/16/70	64-70

**Capacity Crowds since 1994-95\***

1. 10,108	Arkansas (#4)	1-14-95	104-90
2. 10,108	Alabama (#18)	2-18-95	73-86
3. 10,108	Georgia (#17)	1-13-96	89-86
4. 10,108	Mississippi State	2-4-96 (ot)	75-78
5. 10,108	Alabama	2-14-96	72-75
6. 10,108	Kentucky (#1)	2-27-96	73-88
7. 10,108	Alabama	1-18-98	94-40
8. 10,500	Tennessee	1-2-99	90-62
9. 10,500	Arkansas (#18)	1-6-99	83-66
10. 10,500	Florida	1-16-99	88-69
11. 10,500	Mississippi State	1-27-99	64-54
12. 10,500	LSU	2-6-99	80-54
13. 10,500	Alabama	2-13-99	102-61
14. 10,500	Vanderbilt	2-17-99	81-63
15-29. 10,500	1999-2000 season		14-1 overall
30-45. 10,500	2000-01 season (all but NIT game)		11-5
46. 10,500	Alabama (#14)	1-12-02	59-56
47. 10,500	Kentucky (#8)	1-22-02	62-69
48. 10,500	Alabama (#9)	1-18-03	77-68
49. 10,500	Kentucky (#9)	2-21-04	59-68
50. 10,500	Alabama	2-24-04	71-72
51. 10,500	Alabama	1-11-06	52-56
52. 10,500	Alabama (#12)	1-23-07	81-57
53. 11,700	Florida (#1)	1-27-07	66-91

\* Capacity reduced 12,500 to 10,108; increased to 10,500 in 1998-99

Administration Tiger Tracks AU Hoop History Tiger Records 2006-07 Review 2007-08 Opponents Coaching Staff 2007-08 Tigers 2007-08 Outlook

# 2006-07 Season Review

Auburn came within 40 seconds of winning the Southeastern Conference's Western Division, and the Tigers' 17-15 record (7-9 SEC) marked the first winning season since 2003.

Not having a senior on the roster, Auburn defeated five teams that were nationally-ranked in the top 25 in No. 12 Alabama, No. 22 Tennessee (NCAA Sweet 16) and at No. 25 Alabama. The Tigers also defeated Sweet 16 participant Vanderbilt and LSU, both of whom were ranked during the season.

The Tigers swept Alabama for the first time since 1999, and it was the first time in history when Alabama was nationally-ranked both times. The win in Tuscaloosa was the Tigers' second in the last 23 years.

Playing for the SEC Western Division title on the final day of the regular season for the first time since 2003, Auburn had the ball up 77-74 with 45 seconds to play, but had two-straight costly turnovers and lost 83-79 at Ole Miss. The Rebels were co-Western Division Champions with Miss. State with an 8-8 record.

Quan Prowell, who had a career-high 26 points including 20 in the second half, tried to feed Frank Tolbert for a layup but the wild pass was picked off by senior Bam Doyne. Senior Clarence Sanders tied the game at 77 with a 3-pointer with 39 seconds left. After the in-bounds pass, freshman DeWayne Reed had his pocket picked by senior Todd Abernethy, who fed it to Jerney Parnell for a layup and a 79-77 Ole Miss lead with 33 seconds left.

Josh Dollard, who had a season-high 21 points and 10 rebounds, tied it at 79 on an offensive putback with 26 seconds remaining. Rasheem Barrett was called for a blocking foul with 3 seconds left and Doyne sank both foul shots for an 81-79 lead. Auburn was not in the one-and-one situation so Ole Miss fouled Reed near midcourt with 0.7 seconds left. The Tigers ran a near-perfect in-bounds play from halfcourt but Barrett's pass to Prowell barely hit off the rim.

Playing without Quan Prowell for the first 11 games and Josh Dollard for the first six games, Auburn opened the season with four-straight wins over Troy, Winston-Salem State, East Tennessee State and Miles College. Korvotney Barber was named SEC Player of the Week after recording his first career double-double

with 13 points and a career-high 16 rebounds in the season-opening come-from-behind 71-68 victory over Troy.

The Tigers lost two-straight in the South Padre Invitational in South Padre Island, Texas, to Oklahoma State (66-65) and to No. 7 Wisconsin (77-63) without Prowell and Dollard.

A pair of wins over Nicholls State (92-87) in overtime and over Louisiana-Monroe (81-60) preceded a loss to No. 2 Pittsburgh (74-66). Barber scored 19 points vs. Pitt while Dollard notched his first career double-double with 14 points and 12 rebounds.

Three wins over South Alabama (82-71), Wofford (86-76) and Tennessee State (86-59) followed. Prowell led Auburn with 20 points vs. No. 13 Texas A&M, but it wasn't enough as the NCAA Tournament Sweet 16 bound Aggies thrashed the Tigers, 87-58.

The Tigers closed out non-conference play with a 10-5 record, defeating Charleston Southern (69-53) and suffering a tough 56-54 loss at Southern Miss. In the Southern Miss loss, Courtney Beasley sank the game-winning 15-foot jumper with :03 left. DeWayne Reed, who hit the front rim on a 60-foot shot at the buzzer, tied the game at 54 with :19 left.


Rasheem Barrett scored a season-high 22 points as Auburn made a season-high 14 three-pointers to defeat eventual NCAA Tournament Sweet 16 participant Vanderbilt 68-65 in the SEC opener.

The Tigers then lost at Kentucky (84-57) and at No. 13 LSU (65-63). Auburn used an 18-0 run after being down by 14 points with 9:31 to play to upset eventual Sweet 16 team and No. 22 Tennessee 83-80. It was the Tigers' first win over a ranked team in 16 tries, dating back to 2004. The Tigers, an SEC worst 63 percent foul shooting team on the year, made 14-of-17 free throws in the final three minutes.

Auburn lost at Mississippi State (87-76) before routing No. 12 Alabama (81-57) to snap a seven-game losing streak to the Tide. Auburn opened the second half with a 25-7 run en route to shooting 68 percent from the field after halftime. It was the largest margin of victory in history by an unranked Auburn team over a nationally-ranked team, and the win gave the Tigers two-straight victories over ranked teams since 1995-96.

The partition in the south upper end zone of the Coliseum was lifted for the first time since it was put into place in 1994-95 and an overflow crowd of 11,700 witnessed two-time National Champion and No. 1 Florida defeat Auburn, 91-66.

Barber led five Tigers in double figures with 16 points and 11 rebounds as Auburn defeated South Carolina 80-75 for the fifth-straight time in Columbia. Barber was 8-of-9 from the field as the Tigers shot 57 percent from the field and 50 percent from 3-point range and outrebounded USC 38-19. The win pushed



Quantez Robertson was named the team's MVP at the season end's awards banquet.

Auburn's record to 14-9 (4-4 SEC).

The Tigers suffered their longest losing streak of the season with consecutive losses to Ole Miss (82-59), at Arkansas (65-57), Mississippi State (91-83) and at Georgia (86-79).

Auburn reeled off three-straight wins over Arkansas (67-59), at No. 25 Alabama (86-77) and LSU (80-68). In the win at Alabama, Barber had 17 points and 10 rebounds and Prowell scored 15 of his 17 points in the second half.

Barber earned his second SEC Player of the Week honor after recording back-to-back double-doubles in the wins over Arkansas and at Alabama. He is the first Tiger to win the award twice in the same season since All-American Chris Porter in 1998-99 and just the fourth ever along with All-American Chuck Person in 1984-85 and first-team All-SEC Chris Morris in 1987-88.

The Tigers then had their most heartbreaking defeat of the season at Ole Miss and then lost to Georgia (80-65) in the SEC Tournament first round.

DeWayne Reed was named to the Coaches Freshman All-SEC team averaging 5.4 points and 3.0 assists and starting 13 games. Auburn's 15 wins at home tied for the most wins in the 39-year history of Beard-Eaves-Memorial Coliseum with the 1999 SEC Championship team.

Sophomore Quantez Robertson dished out more assists (293) in his first two seasons than any other Tiger in history.

## AUBURN'S 2006-07 POSTSEASON HONORS

### Korvotney Barber

- SEC Player of the Week (Nov. 13)
- SEC Player of the Week (Feb. 18-25)

### DeWayne Reed

- Coaches All-SEC Freshman team



# 2006-07 SEASON

## 2006-07 Notes

### 1st WINNING SEASON SINCE 2003

Auburn's 17-15 record marked the Tigers' first winning season since going 22-16 in 2002-03. That year, the Tigers reached the NCAA Tournament Sweet 16.

The Tigers' 17 wins this year are the most since that same season.

Auburn also won seven SEC games to give them the most league wins since going 8-8 in 2002-03.

### TIGERS DEFEAT 5 RANKED TEAMS

Auburn defeated five teams that were ranked in the top 25 nationally with wins over No. 12 Alabama (81-57), No. 22 Tennessee (83-80), at No. 25 Alabama (86-77). The Tigers defeated Vanderbilt 68-65 before the NCAA Tournament Sweet 16-bound Commodores climbed to No. 13 nationally and also defeated LSU 80-68 after the Tigers had been nationally-ranked.

### TIED FOR MOST HOME WINS

Auburn's 15 wins at home in 2006-07 tied for the most wins in the 39-year history of Beard-Eaves-Memorial Coliseum.

The Tigers went 15-5 at home, including wins over No. 12 Alabama and No. 22 Tennessee. Auburn went a perfect 15-0 at home in the 1999 SEC Championship season.

### BALANCED SCORING

The difference in scoring average among Auburn's top five scorers is a mere 1.5 points. Here is a listing of them:

1. Josh Dollard ..... 12.5 ppg
2. Quan Prowell ..... 12.0 ppg
2. Frank Tolbert ..... 11.8 ppg
4. Korvotney Barber ..... 11.3 ppg
5. Rasheem Barrett..... 11.0 ppg

### TEZ BREAKS ASSIST MARK

Sophomore Quantez Robertson has dished out more assists in his first two seasons than any other Tiger in history.



**Korvotney Barber became just the fourth Tiger in history to earn two SEC Player of the Week honors in the same season.**

Gerald White (1983-87), who is Auburn's assist leader with 624, previously held the mark of 279 assists through his sophomore season.

Robertson currently has 293 assists, including 130 last year as a freshmen and 163 in 2006-07.

Here is a listing of the top eight:

Name	Fr.	So.	2-yr#	Car.#
1. Tez Robertson ('05-pres)	130	163*	293*	293*
2. Gerald White ('83-87)	94	185	279	624
3. Reggie Gallon ('89-93)	119	119	238	466
4. Jamison Brewer ('99-01)	49	187	236	236
5. Doc Robinson ('96-00)	96	131	227	568
6. Wes Flanigan ('93-97)	137	84	221	573
7. Eddie Johnson ('73-77)	75	140	215	499
8. Paul Daniels ('80-84)	58	136	194	460

### DISHING IT OUT

Sophomore Quantez Robertson has started all 60 games in his two years at Auburn and was the only Tiger to start all 32 games in 2006-07. He ranked fourth in the SEC with 5.1 assists and third in the league with a 2.26 ast/to ratio.

Robertson has dished out more assists in his first two seasons than any other Tiger in history with 293, surpassing Gerald White's 279 assists from 1983-85.

The Cincinnati, Ohio, native dished out a career-high 10 assists to only two turnovers vs. No. 12 Alabama Jan. 23. He had eight assists to two turnovers at Mississippi State Jan. 20 and seven assists to three turnovers vs. No. 22 Tennessee.

Robertson tied a career-high with 17 points (7-of-8 fgs) and dished out five assists vs. No. 1 Florida Jan. 27.

He totaled 11 points, seven assists, four rebounds and only one turnover in 34 minutes at South Carolina.

### VOT, 2-TIME SEC PLAYER OF THE WEEK

Sophomore forward Korvotney Barber earned his second SEC Player of the Week honor this year after recording back-to-back double-doubles in leading the Tigers to a pair of wins over Arkansas Feb. 21 and at No. 25 Alabama Feb. 24.

Barber is the first Tiger to win the award twice in the same season since All-American Chris Porter in 1998-99 and just the fourth ever along with All-American Chuck Person in 1984-85 and first-team All-SEC Chris Morris in 1987-88.

Barber was named the first SEC Player of the Week of 2006-07 on Nov. 13 after recording his first career double-double with 13 points and a career-high 16 rebounds in Auburn's season-opening come-from-behind 71-68 win over Troy.

### DeWAYNE REED, FROSH ALL-SEC

DeWayne Reed was named to the Coaches

Freshman All-SEC team a year after Rasheem Barrett and Quantez Robertson were named to the team in 2005-06. Reed averaged 5.4 points and 3.0 assists and started 13 games.

### FLOOR BURN FRANK

Frank Tolbert had 70 floor burns on the season compared to 79 for the entire Auburn team. He even had nine crashes into the scorer's table this year.

### MIA

Here is a recap of the number of games each Tiger has missed this season and the reason:

Player	Games	
	missed	Reason
Josh Dollard	1st 6	violation team rules
Quan Prowell	1st 11	violation team rules
Kelvin Lewis	1st 10	rt. foot stress fracture
11 total for Kelvin Lewis		

### LARGEST UNRANKED AUBURN WIN vs. RANKED TEAM

Auburn's 81-57 victory over No. 12 Alabama Jan. 23 was the largest margin of victory in Auburn school history when an unranked Tiger team defeated a nationally-ranked team.

The previous best was a 19-point win over No. 2 Kentucky in 1983-84 in Auburn.

### BROKEN STREAKS

Here are the streaks that Auburn broke in 2006-07:

- Most overall and SEC wins since 2002-03
- Played for the SEC Western Division title on the final day of the regular season for the first time since 2003.
- Won 3 games in one season vs. ranked teams for first time since winning 3 in 1999-2000
- 3-game SEC winning streak for the first time since 2002-03
- Swept a ranked Alabama team twice for the first time in school history
- Swept Alabama for the first time since 1999
- Defeated Alabama in Tuscaloosa for only the second time in 23 years
- Defeated a ranked team (No. 25 Alabama) on the road for the first time since winning at No. 24 LSU in 2004 (was 8-straight losses)
- Auburn snapped 0-15 record vs. ranked teams with win vs. No. 22 Tennessee Jan. 17
- Auburn coach Jeff Lebo snapped his 0-14 record vs. ranked teams with win vs. Tennessee.
- Auburn won two-straight games vs. ranked teams for first time in 12 years (1995-96)
- Auburn snapped 7-game losing streak to Alabama
- Auburn coach Jeff Lebo snapped a 0-7 record vs. Alabama coach Mark Gottfried
- Auburn snapped a 6-game losing streak to LSU

2007-08 Outlook  
2007-08 Tigers  
2007-08 Coaching Staff  
2007-08 Opponents  
2006-07 Review  
2006-07 Tiger Records  
2006-07 AU Hoop History  
2006-07 Tiger Tracks  
2006-07 Administration





# 2006-07 SEASON

## • Exhibition Game •

**Auburn 87, Faulkner Univ. 75**  
November 3, 2006  
Beard-Eaves-Memorial Coliseum  
Auburn, Ala.

Rasheem Barrett, Korvotney Barber and Archie Miaway combined for 58 of Auburn's 87 points to lead the Tigers to an 87-75 exhibition victory over Faulkner in Beard-Eaves-Memorial Coliseum. Barrett had a game-high 22 points, making 5-of-10 three-pointers while Barber totaled 18 points and eight rebounds and Miaway 18 points and five steals. Auburn jumped out to an 11-2 lead but Faulkner scored the next 12 points. Trailing 17-15 with 7:45 left, the Tigers outscored the Eagles 32-17 to end the half with a 47-34 lead. Auburn led by as much as 24 points twice, last at 69-45 with 12:03 to play. The Tigers led by 18 with 90 seconds left before the Auburn bench was emptied. Auburn scored 29 points off 30 Faulkner turnovers. Freshman DeWayne Reed totaled 10 points, four assists, three steals and three rebounds in 24 minutes. Faulkner's Jon Uriarte was the only Eagle in double figures with 11 points.

Faulkner Univ.	FG	3FG	FT	R	F	TP	A	T	B	S	M
Richarde McCray,F2-4	0-1	4-4	7	3	8	3	6	0	0	22	
Jon Uriarte, C	5-10	0-0	1-3	4	4	11	1	2	0	2	23
Jeremy Lunn, G	3-8	1-4	0-0	2	3	7	1	0	0	1	23
Raul Cardenas, G	0-1	0-0	0-0	3	4	0	0	0	0	0	14
Bryant Murray, G	4-7	0-0	1-3	6	1	9	4	6	1	0	28
Josh Gholston	2-2	2-2	0-0	1	6	0	0	0	0	0	8
Jamie Evans	3-8	2-3	0-1	2	0	8	2	8	0	2	21
Britton Wakefield	0-0	0-0	0-0	0	0	0	0	0	0	0	1
Brent Jennings	0-1	0-1	1-2	0	2	1	0	0	1	0	8
Justin Barnes	1-1	1-1	0-0	0	0	3	0	0	0	0	0
Ernest Jones	3-4	1-2	1-2	6	2	8	1	3	0	0	12
Brandon Vaughn	3-7	2-5	0-0	5	3	8	1	1	0	0	24
Aaron Greenwood	2-5	0-0	0-0	3	4	4	0	2	1	0	15
Parker Ward	1-2	0-0	0-0	3	0	2	0	1	0	0	1
Team											2
Totals	29-60	9-19	8-15	44	27	75	1330	3	5	200	

FG%: 1st Half 14-33 .424, 2nd Half 15-27 .556, Game 29-60 .483; 3FG%: 1st Half 6-11 .545, 2nd Half 3-8 .375, Game 9-19 .474; FT%: 1st Half 0-2 .000, 2nd Half 8-13 .615, Game 8-15 .533; Deadball Rebounds: 4.

Auburn	FG	3FG	FT	R	F	TP	A	T	B	S	M
Vot Barber, F	6-11	0-0	6-10	8	3	18	0	2	2	1	26
Frank Tolbert, G	3-9	1-4	1-6	3	4	8	2	2	1	4	26
Archie Miaway,G	6-17	2-12	4-5	3	1	18	0	1	0	5	28
Rasheem Barrett,G	6-13	5-10	5-6	3	2	22	3	3	0	0	27
Q. Robertson, G	2-4	1-2	2-7	4	2	7	3	4	0	6	33
Lucas Hargrove	1-5	0-2	0-0	3	1	2	5	0	0	0	18
Larry Williams Jr.	0-3	0-2	0-0	0	0	0	0	0	0	1	2
DeWayne Reed	4-8	1-3	1-1	3	2	10	4	1	0	3	24
Matt Heramb	1-3	0-1	0-0	3	5	2	0	1	2	0	12
Drew Smith	0-0	0-0	0-0	0	0	0	0	0	0	0	2
Adam Luquire	0-0	0-0	0-0	1	1	0	0	1	0	1	2
Team											9
Totals	29-73	10-36	19-35	40	21	87	1715	5	21	200	

FG%: 1st Half 14-36 .389, 2nd Half 15-37 .405, Game 29-73 .397; 3FG%: 1st Half 7-20 .350, 2nd Half 3-16 .188, Game 10-36 .278; FT%: 1st Half 12-17 .706, 2nd Half 7-18 .389, Game 19-35 .543; Deadball Rebounds: 10.

SCORE BY PERIODS	1	2	F
Faulkner Univ.	34	41	-- 75
Auburn	47	40	-- 87

OFFICIALS--Bob Donato, Brian Forte, James Breeding  
TECHNICAL FOULS--None  
ATTENDANCE--3,806

## • Exhibition Game •

**AUM 69, Auburn 64**  
November 7, 2006  
Beard-Eaves-Memorial Coliseum  
Auburn, Ala.

Joseph Manuel totaled 21 points and eight rebounds and made the final six points of the game to lead AUM to a 69-64 exhibition upset over Auburn in Beard-Eaves-Memorial Coliseum. Manuel hit a jumper with 32 seconds left as AUM regained the lead 65-64, one possession after Archie Miaway gave Auburn a 64-63 edge, the Tigers first lead since 34-32 at half-time. Quantez Robertson then drove the right side and fouled out by charging into Nathan Thomas. Manuel then made four-straight free throws in the final 15 seconds. After Korvotney Barber tied the game at 46 on a dunk with 13:58 remaining, AUM went on a 9-0 run to take a 55-46 lead with 11:05 left. The Tigers kept chipping away until finally taking the lead with 48 seconds left. However, it was all AUM after that. The Senators were coached by former Auburn standout and 30-year AUM legend, Larry Chapman. Frank Tolbert led Auburn with 21 points and 10 rebounds while Barber added 16 points and six boards.

AUM	FG	3FG	FT	R	F	TP	A	T	B	S	M
Robert Johnson, F	1-5	1-2	3-5	3	1	6	3	1	0	2	35
Nathan Thomas,F	4-11	0-0	4-4	2	4	12	2	3	1	1	23
Elmir Forto, C	0-0	0-0	0-0	0	0	0	0	1	0	1	0
Mario Lusk, G	1-4	1-2	0-0	2	2	3	2	3	0	1	28
Joseph Manuel,G	6-14	3-8	6-6	8	0	21	0	1	0	3	32
Ronnie Hickman	5-8	1-4	0-1	2	2	11	1	1	0	0	18
Mont. Crittendon	3-4	2-3	1-3	1	2	9	2	1	0	1	15
Jamal Richardson	0-1	0-0	2-2	1	2	2	1	0	0	1	9
Agust Agustsson	2-4	0-1	1-2	2	2	5	1	3	0	1	32
David Gallagher	0-2	0-1	0-0	0	0	0	0	0	0	0	2
Chris Taylor	0-2	0-0	0-0	1	2	0	0	1	0	0	5
Team											4
Totals	22-55	8-21	17-23	26	17	69	1215	2	10	200	

FG%: 1st Half 11-30 .367, 2nd Half 11-25 .440, Game 22-55 .400; 3FG%: 1st Half 5-12 .417, 2nd Half 3-9 .333, Game 8-21 .381; FT%: 1st Half 5-8 .625, 2nd Half 12-15 .800, Game 17-23 .739; Deadball Rebounds: 6.

Auburn	FG	3FG	FT	R	F	TP	A	T	B	S	M
Vot Barber, F	7-9	0-0	2-7	6	4	16	0	4	2	1	32
Frank Tolbert, G	9-17	3-6	0-0	10	5	21	2	4	1	0	35
Archie Miaway,G	4-7	2-3	1-2	2	0	11	2	3	0	2	17
Rasheem Barrett,G	4-11	2-8	0-1	3	3	10	2	3	0	1	35
Q. Robertson, G	0-3	0-2	1-2	4	5	1	5	5	0	1	31
Lucas Hargrove	1-4	0-2	0-0	2	1	2	0	1	0	1	11
DeWayne Reed	0-1	0-1	1-2	4	2	1	3	6	0	0	28
Matt Heramb	1-1	0-0	0-0	0	1	2	0	0	0	0	11
Team											11
Totals	26-53	7-22	5-14	42	21	64	1426	3	6	200	

FG%: 1st Half 14-27 .519, 2nd Half 12-26 .462, Game 26-53 .491; 3FG%: 1st Half 4-11 .364, 2nd Half 3-11 .273, Game 7-22 .318; FT%: 1st Half 2-9 .222, 2nd Half 3-5 .600, Game 5-14 .357; Deadball Rebounds: 4.

SCORE BY PERIODS	1	2	F
AUM	32	37	-- 69
Auburn	34	30	-- 64

OFFICIALS--Ted Valentine, John Goble, Everett Summers  
TECHNICAL FOULS--Ronnie Hickman, AUM (2:38, 1st)  
ATTENDANCE--1,750

## • Game 1 •

**Auburn 71, Troy 68**  
November 10, 2006  
Beard-Eaves-Memorial Coliseum  
Auburn, Ala.

Frank Tolbert caught a Rasheem Barrett airball under the basket and scored the layup to put Auburn ahead to stay with 18 seconds left in the Tigers season opening 71-68 come-from-behind win over Troy in Beard-Eaves-Memorial Coliseum. Tolbert, who scored all 14 of his team-high points in the second half, put the Tigers up 69-68 with his clutch basket and added a pair of free throws with :02 left. Korvotney Barber, who notched his first career double-double with 13 points and a career-high 16 rebounds, blocked Troy's potential game-winning shot with 9 seconds remaining. He then stole Troy's inbounds pass following Tolbert's made free throws to seal the win. The Tigers trailed by nine points three different times in the second half, lastly at 50-41 with 13:10 to play. A 7-0 run in the next 90 seconds brought Auburn back. The Tigers have won all 10 games in the series with the Trojans and won their ninth-straight season opener. Richard Chaney scored a game-high 21 points and added 12 rebounds to lead Troy. Rasheem Barrett had 11 points and nine rebounds for the Tigers while Quantez Robertson added 12 points, eight assists and six rebounds. Auburn shot a miserable 40 percent (6-15) from the foul line.

Troy	FG	3FG	FT	R	F	TP	A	T	B	S	M
Sammy Sharp, F	4-5	0-1	0-0	8	3	8	1	2	2	1	25
Cedric Jackson, F	3-9	3-7	0-0	5	3	9	0	3	0	0	33
Jerome Odem, G	4-14	2-10	1-2	1	1	11	3	0	0	3	36
O'Darien Bassett,G	6-18	1-6	0-0	4	13	5	3	0	1	34	
Richard Chaney,G	7-19	2-6	5-6	12	2	21	2	0	0	3	36
Josh Williams	0-0	0-0	0-0	0	2	0	1	0	0	0	8
Ralph Jennings	1-1	0-0	1-3	9	1	3	1	1	1	0	25
Bernard Toombs	0-0	0-0	0-0	0	0	0	0	0	1	0	1
Brandon Hazzard	1-2	1-2	0-0	0	0	3	0	0	0	0	2
Team											3
Totals	26-68	9-32	7-11	38	16	68	13	9	4	8	200

FG%: 1st Half 11-31 .355, 2nd Half 15-37 .405, Game 26-68 .382; 3FG%: 1st Half 6-18 .333, 2nd Half 3-14 .214, Game 9-32 .281; FT%: 1st Half 7-11 .636, 2nd Half 0-0 .000, Game 7-11 .636; Deadball Rebounds: 1.

Auburn	FG	3FG	FT	R	F	TP	A	T	B	S	M
Vot Barber, F	5-10	0-0	3-5	16	1	13	0	2	1	1	33
Frank Tolbert, G	5-13	2-3	2-2	8	4	14	1	1	0	0	26
Archie Miaway,G	2-9	2-7	1-4	2	0	7	0	1	0	1	21
Rasheem Barrett,G	5-15	1-9	0-0	9	3	11	1	4	0	0	27
Q. Robertson, G	5-10	2-7	0-1	6	3	12	8	3	0	0	39
Lucas Hargrove	3-4	1-2	0-1	5	0	7	2	0	0	0	20
DeWayne Reed	0-4	0-3	0-0	4	1	0	7	2	0	1	19
Matt Heramb	3-4	1-1	0-2	2	1	7	0	2	0	1	15
Team											2
Totals	28-69	9-32	6-15	54	13	71	1915	1	4	200	

FG%: 1st Half 12-31 .387, 2nd Half 16-38 .421, Game 28-69 .406; 3FG%: 1st Half 5-15 .333, 2nd Half 4-17 .235, Game 9-32 .281; FT%: 1st Half 4-13 .308, 2nd Half 2-2 .1000, Game 6-15 .400; Deadball Rebounds: 3.

SCORE BY PERIODS	1	2	F
Troy (0-1)	35	33	-- 68
Auburn (1-0)	33	38	-- 71

OFFICIALS--Tony Greene, Tony Turner, Brian Forte  
TECHNICAL FOULS--None  
ATTENDANCE--4,400

2007-08 Outlook  
2007-08 Tigers  
Coaching Staff  
2007-08 Opponents  
2006-07 Review  
Tiger Records  
AU Hoop History  
Tiger Tracks  
Administration



• Game 2 •

Auburn 95, Winston-Salem State 62  
November 17, 2006  
Beard-Eaves-Memorial Coliseum  
Auburn, Ala.

Six Tigers scored in double figures as Auburn routed Winston-Salem State 95-62 in Beard-Eaves-Memorial Coliseum Friday. Frank Tolbert scored 21 points while Korvotney Barber added 14 points, a career-high seven blocks, five rebounds and five assists. Rasheem Barrett added 13 points and freshmen DeWayne Reed, in his first career start, and Lucas Hargrove 10 each. Quantez Robertson dished out a career-best nine assists for the Tigers while Jamal Durham had 22 points and 13 rebounds for the Rams. Auburn led by as much as 30-11 with eight minutes left in the half before settling for a 41-19 lead at intermission. The Tigers increased their lead to as much as 87-48 with 3:27 to play. Auburn shot 58 percent from the field and 48 percent from 3-point range.

Winston-Salem	FG	3FG	FT	R	F	TP	A	T	B	S	M
Norman Carter, F	1-4	0-0	0-0	0	0	2	0	0	0	0	1
Darrell Wonge, F	0-5	0-1	2-2	1	5	2	2	0	0	2	17
Jamal Durham, F	8-17	0-0	6-6	13	3	22	0	4	1	3	37
Brian Fisher, G	3-13	1-3	0-0	2	3	7	2	4	0	1	23
Roy Peake, G	2-5	1-2	0-0	5	4	5	2	2	0	3	33
Jason Smith	0-0	0-0	0-0	0	0	0	0	0	0	0	8
Lowen Wray	3-8	1-3	0-0	0	2	7	1	3	0	1	15
Patrick McCandies	1-4	0-2	0-1	1	0	2	1	1	0	0	5
Darius Floyd	1-3	0-2	1-3	2	0	3	0	2	0	0	12
David Moore	4-7	0-0	4-7	6	3	12	0	2	0	3	25
Greg Lewis	0-0	0-0	0-0	1	0	0	1	0	0	0	1
Curtis Hines	0-3	0-2	0-0	0	2	0	0	3	0	0	10
Team				5	1						
Totals	23-69	3-15	13-19	36	23	62	9	21	1	13	200

FG%: 1st Half: 8-38 .242, 2nd Half: 15-36 .417, Game: 23-69 .333; 3FG%: 1st Half: 1-7 .143, 2nd Half: 2-8 .250, Game: 3-15 .200; FT%: 1st Half: 2-4 .500, 2nd Half: 11-15 .733, Game: 13-19 .684; Deadball Rebounds: 1

Auburn	FG	3FG	FT	R	F	TP	A	T	B	S	M
Vot Barber, F	5-6	0-0	4-7	5	4	14	5	4	7	0	21
Frank Tolbert, G	8-12	2-5	3-5	5	5	21	0	1	2	0	27
DeWayne Reed, G	3-5	3-5	1-2	3	4	10	3	6	0	5	24
Rasheem Barrett, G	4-13	3-6	2-2	6	0	13	1	3	0	3	24
Q. Robertson, G	4-4	0-0	3-3	4	4	11	9	1	1	3	33
Archie Miaway	3-6	2-4	1-2	4	0	9	1	3	0	2	20
Lucas Hargrove	3-5	0-1	4-4	6	2	10	4	0	0	0	24
Matt Heramb	1-2	0-0	1-3	6	1	3	2	2	1	0	21
Drew Smith	1-1	0-0	0-0	0	0	2	0	2	0	0	3
Adam Luquire	1-3	0-0	0-0	1	0	2	0	0	0	0	3
Team				2							
Totals	33-57	10-21	19-28	42	20	95	25	22	1	13	200

FG%: 1st Half: 16-29 .552, 2nd Half: 17-28 .607, Game: 33-57 .579; 3FG%: 1st Half: 5-8 .625, 2nd Half: 5-13 .385, Game: 10-21 .476; FT %: 1st Half: 4-9 .444, 2nd Half: 15-19 .789, Game: 19-28 .679; Deadball Rebounds: 6

SCORE BY PERIODS	1	2	F	
Winston-Salem State (1-4)	19	43	--	62
Auburn (2-0)	41	54	--	95

OFFICIALS-- Rick Crawford, John Goble, John Hampton  
TECHNICAL FOULS-- Winston-Salem Bench  
ATTENDANCE-- 3,213

• Game 3 •

Auburn 64, East Tennessee State 58  
November 19, 2006  
South Padre Invitational First Round  
BEMC • Auburn, Ala.

Auburn erased a 12-point deficit to come back for the second time in three games as it defeated East Tennessee State 64-58 in Beard-Eaves-Memorial Coliseum in the first round of the South Padre Invitational. After allowing ETSU to shoot 52 percent from the field and 75 percent (6-of-8) from 3-point range in the first half, Auburn limited the Bucs to 22 percent shooting from the field and 30 percent (3-of-10) from 3-point range in the second half. The Tigers scored 32 points off 28 East Tennessee State turnovers. Auburn trailed 34-23 at halftime, but used a 14-2 run to open the second half to tie it at 37 five minutes in. Rasheem Barrett gave the Tigers their first lead since 3-0 with a layup at 13:09 on the clock. A 3-pointer by Quantez Robertson gave Auburn the lead for good at 43-42 with 11:28 remaining. The Tigers led 61-54 with 1:34 to play but had to sweat out the end after Dequan Twilley had a four-point play with 1:22 left to cut it to 61-58. The Tigers went nearly seven minutes without a field goal midway through the first half to fall behind by as much as 26-14. Rasheem Barrett led the Tigers with 15 points while Korvotney Barber had 14 points, eight rebounds and five blocks. Courtney Pigram led the Bucs with 19 points on 5-of-9 three-point shooting.

East Tennessee	FG	3FG	FT	R	F	TP	A	T	B	S	M
Eryk Thomas, F	1-3	0-0	2-4	6	5	4	1	3	1	0	27
Brad Nuckles, F	1-2	0-0	3-4	7	4	5	0	3	0	2	37
Mike Smith, G	4-9	3-4	2-4	4	4	13	1	4	0	0	32
Courtney Pigram, G	6-20	5-9	2-2	4	2	19	2	5	0	4	40
Dequan Twilley, G	3-8	1-4	1-3	3	3	8	7	10	0	2	31
Kenyona Swader	0-2	0-1	2-2	7	3	2	1	1	1	0	14
Taylor Taylor	1-2	0-0	0-0	1	2	0	0	0	0	0	6
Andrew Reed	2-4	0-0	1-1	5	3	5	0	2	1	0	13
Team				1							
Totals	18-50	9-18	13-20	38	25	58	12	28	3	8	200

FG%: 1st Half: 12-23 .522, 2nd Half: 6-27 .222, Game: 18-50 .360; 3FG%: 1st Half: 6-8 .750, 2nd Half: 3-10 .300, Game: 9-18 .500; FT%: 1st Half: 4-7 .571, 2nd Half: 9-13 .692, Game: 13-20 .650; Deadball Rebounds: 3

Auburn	FG	3FG	FT	R	F	TP	A	T	B	S	M
Vot Barber, F	4-12	0-0	6-12	8	2	14	1	4	5	2	39
Frank Tolbert, G	3-3	0-0	2-3	8	4	8	4	1	1	0	22
DeWayne Reed, G	3-4	1-2	1-1	2	5	8	3	3	2	1	19
Rasheem Barrett, G	5-20	3-10	2-3	6	3	15	2	5	0	1	40
Q. Robertson, G	3-10	2-6	0-0	3	3	8	5	1	0	4	40
Archie Miaway	1-2	1-2	1-2	2	1	4	0	2	0	0	10
Lucas Hargrove	1-3	0-1	3-6	6	1	5	2	3	0	2	25
Matt Heramb	1-1	0-0	0-0	0	1	2	1	0	0	0	5
Team				0							
Totals	21-55	7-21	15-27	35	20	64	18	19	8	10	200

FG%: 1st Half: 8-31 .258, 2nd Half: 13-24 .542, Game: 21-55 .382; 3FG%: 1st Half: 2-12 .167, 2nd Half: 5-9 .556, Game: 7-21 .333; FT %: 1st Half: 5-9 .556, 2nd Half: 10-18 .556, Game: 15-27 .556; Deadball Rebounds: 9

SCORE BY PERIODS	1	2	F	
East Tennessee State (2-2)	34	24	--	58
Auburn (3-0)	23	41	--	64

OFFICIALS-- James Barker, Bruce Bell, Chuck Ellstrom  
TECHNICAL FOULS-- None  
ATTENDANCE-- 2,215

• Game 4 •

Auburn 79, Miles College 58  
November 21, 2006  
South Padre Invitational Second Round  
BEMC • Auburn, Ala.

Korvotney Barber recorded his second double-double of the season with 13 points and 14 rebounds while Rasheem Barrett added 19 points and Frank Tolbert 18 to lead Auburn to a 79-58 victory over Miles College at Beard-Eaves-Memorial Coliseum. The Tigers used a season-high 15 steals and held the Golden Bears to only 31 percent shooting from the field en route to the victory. Freshman Lucas Hargrove registered a season-high 13 points and tied his season-best with six rebounds while Miles was led by Andrew Jones' game-high 24 points on 5-of-9 shooting from 3-point range. After the Golden Bears cut the Auburn lead to seven early in the second half, the Tigers began to pull away and never let Miles to within any closer than 14 the rest of the way. Auburn shot 50 percent (12-of-24) from the field in the second half, including 5-of-11 from three-point range. Auburn trailed by as many as four to start the game, until 10 straight points by Tolbert gave the Tigers an 18-11 lead. The Tigers began to pull away, leading 24-15, thanks in part to a 16-4 run, but four-straight three-pointers in 1:44 gave Miles the lead back, 27-24. After tying the game at 28, the Tigers finished the half on a 15-5 run to take a 43-33 advantage, led by Tolbert's first-half 16 points.

Miles College	FG	3FG	FT	R	F	TP	A	T	B	S	M
Anthony Ward, F	2-3	1-1	1-2	10	5	6	0	2	0	3	15
DeMario Williams, C	2-3	0-0	0-0	4	5	4	0	2	0	0	11
Andrew Jones, G	7-18	5-9	5-6	7	2	24	4	5	0	1	39
Alton Hicks, G	0-7	0-5	0-0	3	3	0	2	4	0	0	21
Eddie Ishman, G	5-12	3-7	0-0	3	5	13	0	2	0	2	26
Desmond Copeland	1-9	0-1	0-0	1	2	2	1	1	0	0	25
Jeremy Scruggs	1-3	0-0	0-0	2	1	2	2	1	0	2	22
Barry Evans	1-7	1-5	0-0	6	1	3	1	0	0	0	20
Eric Harmon	1-3	0-0	0-0	1	1	2	0	4	0	0	9
Devell Thomas	1-3	0-2	0-0	1	0	2	0	2	0	0	12
Team				5							
Totals	21-68	10-30	6-8	43	25	58	10	23	0	8	200

FG%: 1st Half: 13-37 .351, 2nd Half: 8-31 .258, Game: 21-68 .309; 3FG%: 1st Half: 6-16 .375, 2nd Half: 4-14 .286, Game: 10-30 .333; FT%: 1st Half: 1-2 .500, 2nd Half: 5-6 .833, Game: 6-8 .750; Deadball Rebounds: 1

Auburn	FG	3FG	FT	R	F	TP	A	T	B	S	M
Vot Barber, F	6-7	0-0	1-5	14	1	13	2	5	4	2	29
Frank Tolbert, G	4-10	1-3	9-11	4	4	18	2	4	0	2	21
DeWayne Reed, G	2-7	2-6	0-0	3	2	6	5	4	0	3	30
Rasheem Barrett, G	6-15	1-6	6-6	5	3	19	4	3	0	0	32
Q. Robertson, G	2-5	2-4	0-2	6	0	6	3	1	0	2	37
Archie Miaway	0-3	0-2	0-2	1	0	0	1	1	0	2	13
Lucas Hargrove	6-10	0-1	1-4	6	2	13	0	2	0	3	22
Matt Heramb	2-2	0-0	0-0	3	2	4	2	2	1	1	16
Team				1							
Totals	28-59	6-22	17-30	43	14	79	19	22	5	15	200

FG%: 1st Half: 16-35 .457, 2nd Half: 12-24 .500, Game: 28-59 .475; 3FG%: 1st Half: 1-11 .091, 2nd Half: 5-11 .455, Game: 6-22 .273; FT %: 1st Half: 10-16 .625, 2nd Half: 7-14 .500, Game: 17-30 .567; Deadball Rebounds: 2

SCORE BY PERIODS	1	2	F	
Miles College (3-1)	33	25	--	58
Auburn (4-0)	43	36	--	79

OFFICIALS-- Darius Stone, Nathan Quick, Tony Dawkins  
TECHNICAL FOULS-- None  
ATTENDANCE-- 2,818



• Game 5 •

**Oklahoma State 66, Auburn 65**  
**November 24, 2006**  
**South Padre Invitational Semifinal**  
**South Padre CC • South Padre, Texas**

Korvotney Barber had a career-high 19 points, while Quantez Robertson added 14 to go with six steals and Frank Tolbert chipped in 13, but it was not enough as Auburn fell to Oklahoma State 66-65 in the South Padre Invitational semifinals at the South Padre Island (Texas) Convention Center. Mario Boggan led Oklahoma State with 25 points and JamesOn Curry registered 11 for the Cowboys. After trailing 7-3, the Tigers used an 11-0 run to take a 17-11 lead. The Cowboys answered by scoring the next 15 points to take a 26-17 advantage. Oklahoma State had a 36-28 lead at the half. Auburn opened the second half with a 12-2 run that featured eight points from Robertson to even the game at 38 with 16:20 left. After a brief 44-42 lead for the Tigers, the Cowboys went on a 10-0 run for a 52-44 lead with 12:45 remaining. Auburn worked back and cut the lead to two on separate occasions, but Oklahoma State answered back each time until Robertson stole an inbound pass for two of his 12 second half points, cutting the Cowboy lead to 66-63. Oklahoma State missed the front end of back-to-back one-and-ones giving Auburn a chance to tie. The Tigers were unable convert on three-consecutive 3-point attempts on their next possession, but a Barber put back cut the lead to 66-65 with 0.3 seconds to go. The Tigers outscored the Cowboys 37-30 in the second half.

Oklahoma State	FG	3FG	FT	R	F	TP	A	T	B	S	M
Mario Boggann, F12-17	0-2	1-1	8	1	25	0	1	0	0	35	
Marcus Dove, F	3-3	0-1	2-4	5	2	8	1	3	2	1	34
David Monds, C	3-4	0-0	0-0	3	2	6	1	1	0	0	24
Terrel Harris, G	2-7	1-4	0-2	2	3	5	6	4	0	2	30
JamesOn Curry, G	3-10	3-7	2-2	4	2	11	5	3	0	0	35
Byron Eaton	0-0	0-0	1-2	3	2	1	2	0	0	11	
Obi Muonelo	4-9	2-4	0-0	7	1	10	4	5	0	1	22
Kenny Cooper	0-1	0-0	0-0	5	0	0	1	1	0	0	9
Team											4
Totals	27-51	6-18	6-11	41	13	66	1921	2	4	200	

FG%:1st Half:14-27 .519, 2nd Half:13-24 .542, Game: 27-51 .529; 3FG%: 1st Half: 4-10 .400, 2nd Half: 2-8 .250, Game: 6-18 .333; FT%: 1st Half: 4-7 .571, 2nd Half: 2-4 .500, Game: 6-11 .545; Deadball Rebounds: 0

Auburn	FG	3FG	FT	R	F	TP	A	T	B	S	M
Vot Barber, F	9-11	0-0	1-3	9	4	19	0	6	3	2	35
Frank Tolbert, G	5-14	2-4	1-3	8	4	13	4	3	0	1	36
DeWayne Reed, G	3-10	1-5	0-0	2	2	7	2	3	0	2	30
Rasheem Barrett, G	4-12	2-8	0-0	3	0	10	2	2	1	0	37
Tez. Robertson, G	7-13	0-4	0-0	5	4	14	3	1	0	7	40
Archie Miaway	0-1	0-1	0-0	0	0	0	1	0	0	1	7
Lucas Hargrove	1-3	0-1	0-1	1	0	2	0	0	0	0	6
Matt Heramb	0-1	0-1	0-0	0	1	0	0	0	0	0	9
Team											2
Totals	29-65	5-24	2-7	30	15	65	1215	4	13	200	

FG%:1st Half: 12-28 .429, 2nd Half: 17-37 .459, Game: 29-65 .446; 3FG%: 1st Half: 3-12 .250, 2nd Half: 2-12 .167, Game: 5-24 .208; FT %: 1st Half: 1-4 .250, 2nd Half: 1-3 .333, Game: 2-7 .286; Deadball Rebounds: 1

SCORE BY PERIODS	1	2	F	
Oklahoma State (6-0)	36	30	--	66
Auburn (4-1)	28	37	--	65

OFFICIALS-- Dwayne Gladde, Alan Spainhour, Bill Covington Jr.  
 TECHNICAL FOULS-- None  
 ATTENDANCE-- 1,200

• Game 6 •

**#7 Wisconsin 77, Auburn 63**  
**November 25, 2006**  
**South Padre Invitational Consolation**  
**South Padre CC • South Padre, Texas**

Freshman DeWayne Reed had a career-high 17 points and tied a career-high with seven assists while Frank Tolbert added 12 points for Auburn as the Tigers lost to No. 7 Wisconsin 77-63 Saturday in the consolation final of the South Padre Island Invitational. Wisconsin began the game on a 10-0 run, with Auburn committing seven fouls before making its first basket at the 14:10 mark. The Tigers cut the lead to 20-16 with 8:26 left. Rasheem Barrett, who finished with 10 points, missed two-straight foul shots with the Tigers trailing 29-25 with 3:05 left. The Badgers pushed its lead to 35-25 at halftime after the Tigers went scoreless for the final 4:22. In the first half, Wisconsin was 11-of-17 from the foul line with only six total fouls, while Auburn was just 2-of-5 from the free throw line after being whistled for 16 fouls. Korvotney Barber had 10 points in just 10 minutes of play and only played one minute in the first half after picking up two quick fouls. The Badgers extended their lead to 16 in the second half with a 49-33 advantage at the 13:33 mark. Auburn began to chip away and used an 8-0 run to pull within 54-46 with 12 minutes to go. Wisconsin began to pull away, and bolstered its lead to as many as 19 at 75-56 with 3:22 to play.

Auburn	FG	3FG	FT	R	F	TP	A	T	B	S	M
Vot Barber, F	4-5	0-0	2-2	1	5	10	0	2	1	0	10
Frank Tolbert, G	4-6	1-3	3-5	6	5	12	2	2	1	1	27
DeWayne Reed, G	6-14	2-4	3-4	3	2	17	7	6	0	2	38
Rasheem Barrett, G	4-9	2-4	0-3	5	2	10	0	3	2	0	34
Q. Robertson, G	3-5	0-1	3-4	8	4	9	2	4	0	2	35
Archie Miaway	1-3	1-3	0-1	2	3	3	0	0	1	0	23
Lucas Hargrove	0-1	0-0	0-0	1	0	0	0	0	0	0	18
Matt Heramb	0-3	0-0	0-0	1	4	0	0	0	1	0	10
Adam Laquire	1-1	0-0	0-0	0	2	2	0	1	0	0	4
Team											2
Totals	23-47	6-15	11-19	29	28	63	1119	5	5	200	

FG%:1st Half: 10-25 .400, 2nd Half:13-22 .591, Game: 23-47 .489; 3FG%: 1st Half: 3-7 .429, 2nd Half: 3-8 .375, Game: 6-15 .400; FT%: 1st Half: 2-5 .400, 2nd Half: 9-14 .643, Game: 11-19 .579; Deadball Rebounds: 4

Wisconsin	FG	3FG	FT	R	F	TP	A	T	B	S	M
Jason Chappell, F	1-1	0-0	2-2	2	2	4	3	1	0	0	10
Alando Tucker, F	5-14	0-1	5-8	0	1	15	4	1	1	2	28
Michael Flowers, G	3-7	2-2	1-3	3	3	9	2	1	0	2	32
Kamron Taylor, G	6-10	1-2	3-4	5	0	16	2	1	0	2	35
Brian Butch, C	3-4	0-0	1-3	3	0	7	0	1	0	0	13
Marcus Landry	2-3	0-0	0-0	1	4	0	2	0	0	0	10
Mickey Perry	0-1	0-0	0-0	1	0	0	0	0	0	0	3
Trevon Hughes	0-1	0-0	0-0	1	0	0	0	0	0	0	3
Jason Bohannon	2-6	2-5	4-4	2	1	10	1	3	0	0	18
Tanner Bronson	0-0	0-0	0-0	0	2	0	0	0	0	0	0
Morris Cain	0-1	0-1	0-0	0	0	0	0	0	0	0	2
Greg Stiemsma	1-3	0-0	0-0	0	2	0	1	0	0	0	7
Kevin Gullikson	1-1	0-0	0-0	2	4	2	1	0	0	0	18
Joe Krabenhof	2-4	1-1	3-6	8	3	8	4	1	0	0	21
Team											7
Totals	26-56	6-12	19-30	35	17	77	1712	1	6	200	

FG%:1st Half: 11-25 .440, 2nd Half: 15-31 .484, Game: 26-56 .464; 3FG%: 1st Half: 2-6 .333, 2nd Half: 4-6 .667, Game: 6-12 .500; FT %: 1st Half: 11-17 .647, 2nd Half: 8-13 .615, Game: 19-30 .633; Deadball Rebounds: 5

SCORE BY PERIODS	1	2	F	
Auburn (4-2)	25	38	--	63
Wisconsin (5-1)	35	42	--	77

• Game 7 •

**Auburn 92, Nicholls State 87 (ot)**  
**November 28, 2006**  
**Beard-Eaves-Memorial Coliseum**  
**Auburn, Ala.**

Auburn rallied from a 17-point deficit with 13 minutes left in the game and overcame Nicholls State's desperation three at the end of regulation to defeat the Colonels 92-87 in overtime. After Nicholls led 57-40 with 12:58 left, the Tigers went on a 38-15 run over the next 12 minutes and took a 78-72 lead with 1:11 left. After Nicholls cut Auburn's lead to three with 47 seconds left, the Colonel's Stefan Blaszczyński received a pass after Ryan Bathie's offensive rebound and nailed a 3-pointer just before the buzzer to force overtime. Auburn never trailed in overtime and an 8-1 run sealed the win. Auburn also made 12 of its last 13 free throw attempts after starting out 5-of-13 from the line. The Tigers were led by Korvotney Barber and Rasheem Barrett, who had 21 points each. Barber scored 19 of his career-high 21 points in the first half and also grabbed 10 rebounds, recording his third double-double of the season. Josh Dollard scored 13 points, all in the second half, in his season debut after sitting out the final five games of last season and the first six this year for violation of team rules. The Colonels had a 24-9 lead after six minutes and led 45-38 at halftime. Barrett tied the game at 67 with 4:17 left, and the Tigers took a 73-72 lead with 3:03 left after a three from Reed for the first time since leading 5-4. Blaszczyński led Nicholls State with 27 points and 10 rebounds while Bathie chipped in with 12. Nicholls shot 52 percent (13-of-25) from 3-point range and Bathie had 18 points, making 6-of-7 three-pointers.

Nicholls State	FG	3FG	FT	R	F	TP	A	T	B	S	M
Ryan Bathie, F	6-7	6-7	0-0	3	1	18	3	4	1	1	40
Aaron Scott, F	4-14	1-3	3-4	7	4	12	6	4	1	2	41
S.Blaszczyński, G	9-17	3-7	6-7	10	3	27	4	2	0	1	36
Justin Payne, G	2-5	1-3	0-2	4	3	5	4	2	0	3	30
Adonis Gray, G	5-9	0-0	2-2	2	4	12	2	8	0	2	35
Eddie Crockett	1-1	0-0	1-2	1	2	3	0	2	0	1	12
Mitch Brocek	2-3	1-2	0-0	1	1	5	1	2	0	0	12
Reggie Shanks	1-1	1-1	0-0	1	1	3	0	0	0	0	6
Gil Verner	1-5	0-2	0-0	1	2	0	0	0	0	2	14
Team											4
Totals	31-62	13-25	12-17	34	20	87	2024	2	12	225	

FG%: 1st Half: 18-33 .545, 2nd Half: 11-23 .478, OT: 2-6 .333, Game: 31-62 .500; 3FG%: 1st Half: 7-13 .538, 2nd Half: 4-8 .500, OT: 2-4 .500, Game: 13-25 .520; FT%: 1st Half: 2-2 1.000, 2nd Half: 7-9 .778, OT: 3-6 .500, Game: 12-17 .706; Deadball Rebounds: 3

Auburn	FG	3FG	FT	R	F	TP	A	T	B	S	M
Vot Barber, F	9-15	0-0	3-8	10	3	21	1	4	1	0	33
Frank Tolbert, G	5-10	1-5	1-3	1	5	12	0	5	2	2	31
DeWayne Reed, G	2-7	2-6	0-0	3	2	6	5	4	0	3	30
Rasheem Barrett, G	8-16	2-6	3-4	7	1	21	4	1	0	4	37
Q. Robertson, G	2-7	0-5	4-4	5	3	8	6	2	1	1	39
Archie Miaway	1-5	1-4	4-4	1	1	7	4	0	1	3	22
Josh Dollard	6-10	0-0	1-2	5	3	13	2	3	0	2	25
Lucas Hargrove	0-0	0-0	0-0	3	0	0	1	0	0	0	9
Matt Heramb	0-0	0-0	0-0	0	0	0	0	0	0	0	2
Team											4
Totals	35-71	5-25	17-26	40	19	92	2719	5	17	225	

FG%:1st Half: 16-31 .516, 2nd Half: 15-34 .441, OT: 4-6 .667, Game: 35-71 .493; 3FG%: 1st Half: 1-11 .091, 2nd Half: 4-14 .286, OT: 0-0 .000 Game: 5-25 .200; FT %: 1st Half: 5-10 .500, 2nd Half: 6-10 .600, OT: 6-6 1.000, Game: 17-26 .654; Deadball Rebounds: 4

SCORE BY PERIODS	1	2	OT	F	
Nicholls State (0-8)	45	33	9	--	87
Auburn (5-2)	38	40	14	--	92

OFFICIALS-- Rick Crawford, Antinio Petty, Tracy Woodson  
 TECHNICAL FOULS-- None  
 ATTENDANCE-- 3,244





• Game 8 •

Auburn 81, Louisiana-Monroe 60  
November 30, 2006  
Beard-Eaves-Memorial Coliseum  
Auburn, Ala.

Auburn made a season-high 11 three-pointers and shot a season-best 47.8 percent from three-point range as six Tigers scored in double-figures in an 81-60 victory over Louisiana-Monroe in Beard-Eaves-Memorial Coliseum. The Tigers were led by Frank Tolbert and Rasheem Barrett with 14 points each. Korvotney Barber added 13, Josh Dollard had 11 and DeWayne Reed and Quantez Robertson each had 10. Robertson also tied a career-high with nine assists. The Warhawks were led by Tony Hooper with 16 points, Jonas Brown with 14 and Lance Brasher with 12. Trailing 18-17 with 11:11 left in the first half, the Tigers went on an 18-3 run over the next six minutes to open up a 14-point lead. Auburn led 44-33 at halftime, and Louisiana-Monroe never got closer than six points in the second half. The Tigers shot 60 percent (14-23) from the field in the second half.

Table with 11 columns: La.-Monroe, FG, 3FG, FT, R, F, TP, A, T, B, S, M. Rows include individual players and Totals.

FG%: 1st Half: 11-29 .379, 2nd Half: 8-24 .333, Game: 19-53 .358; 3FG%: 1st Half: 5-15 .333, 2nd Half: 2-14 .143, Game: 7-29 .241; FT %: 1st Half: 6-6 1.00, 2nd Half: 9-15 .600, Game: 15-21 .714; Deadball Rebounds: 2

Table with 11 columns: Auburn, FG, 3FG, FT, R, F, TP, A, T, B, S, M. Rows include individual players and Totals.

FG%: 1st Half: 17-31 .548, 2nd Half: 14-23 .609, Game: 31-54 .574; 3FG%: 1st Half: 7-14 .500, 2nd Half: 4-9 .444, Game: 8-17 .478; FT %: 1st Half: 3-6 .500, 2nd Half: 5-11 .455, Game: 8-17 .471; Deadball Rebounds: 4

SCORE BY PERIODS table with columns for Louisiana-Monroe (3-5) and Auburn (6-2).

OFFICIALS-- Tony Greene, Anthony Jordan, James Luckie  
TECHNICAL FOULS-- None  
ATTENDANCE-- 3,069

• Game 9 •

#2 Pittsburgh 74, Auburn 66  
December 3, 2006  
Beard-Eaves-Memorial Coliseum  
Auburn, Ala.

Seven-foot, 270-pound senior center Aaron Gray had 16 points and 12 rebounds to lead No. 2 Pittsburgh to a 74-66 victory over Auburn in Beard-Eaves-Memorial Coliseum. Korvotney Barber scored 19 points for the Tigers and Josh Dollard had his first career double-double with 14 points and a career-high 12 rebounds. Auburn nearly came back from a 14-point second half deficit and had the ball twice in the final 1:19 trailing just 68-65 but turned the ball over both times. Auburn jumped out to a 9-2 lead two minutes into the game, but Pitt scored seven-straight to tie it. The Panthers led only 44-39 at the half after shooting a blistering 61 percent from the field and 50 percent (4-of-8) from 3-point range. Pittsburgh led by as much as 62-48 and was up 66-53 with 6:17 to play. The Tigers then went on a 10-0 run to close to within 66-63 with 2:36 left. Dollard made one-of-two foul shots to bring the Tigers to within 68-65 with 1:53 remaining. Auburn shot a miserable 3-of-20 from 3-point range and a dismal 13-of-23 from the foul line for the game. Pitt was only 10-of-19 from the foul line and missed six-straight foul shots after Auburn closed to within 68-65. The Panthers were the second-highest non-conference team to play in the 39-year history of the Coliseum and pummeled the Tigers 78-41 in Pittsburgh last season.

Table with 11 columns: Pittsburgh, FG, 3FG, FT, R, F, TP, A, T, B, S, M. Rows include individual players and Totals.

FG%: 1st Half: 17-28 .607, 2nd Half: 11-31 .355, Game: 28-59 .475; 3FG%: 1st Half: 4-8 .500, 2nd Half: 4-12 .333, Game: 8-20 .400; FT %: 1st Half: 6-8 .750, 2nd Half: 4-11 .364, Game: 10-19 .526; Deadball Rebounds: 3

Table with 11 columns: Auburn, FG, 3FG, FT, R, F, TP, A, T, B, S, M. Rows include individual players and Totals.

FG%: 1st Half: 16-36 .444, 2nd Half: 9-25 .360, Game: 25-61 .410; 3FG%: 1st Half: 2-12 .167, 2nd Half: 1-8 .125, Game: 3-20 .150; FT %: 1st Half: 5-8 .625, 2nd Half: 8-15 .533, Game: 13-23 .565; Deadball Rebounds: 3

SCORE BY PERIODS table with columns for Pittsburgh (8-0) and Auburn (6-3).

OFFICIALS-- Tim Higgins, Jim Burr, Bob Donato  
TECHNICAL FOULS-- None  
ATTENDANCE-- 6,544

• Game 10 •

Auburn 82, South Alabama 71  
December 6, 2006  
Beard-Eaves-Memorial Coliseum  
Auburn, Ala.

Down seven more than five minutes into the second half, Auburn went on a 16-0 run to take a nine-point advantage that helped guide the Tigers to an 82-71 victory over South Alabama in Beard-Eaves-Memorial Coliseum. Rasheem Barrett did not start for the first time this season and scored a team-high 20 points to lead Auburn while Archie Miaway added a career-high 15. Quantez Robertson added 15 points and Korvotney Barber 12 while Josh Dollard tied a career-high with 12 rebounds. South Alabama was led by Carlos Smith's game-high 22 points while Daon Merrit added 15 and Stephen Cowherd 13. Auburn led 36-33 at the half after shooting 60 percent from both the field and 3-point range. The Tigers also committed 14 turnovers, including one on seven-straight possessions after opening the game with a made 3-pointer. The Jaguars began the second half with back-to-back treys en route to an 8-0 run for a 41-36 lead. Down 45-38, Auburn went on a 16-0 run to take a 54-45 lead with 10:35 left. The Tigers pushed their lead to as many as 13 and converted six consecutive free throws in the final 1:36 to seal the victory. The Tigers shot a season-high 71.4 percent (15-of-21) from the free throw line, but also tied a season-high with 22 turnovers.

Table with 11 columns: South Alabama, FG, 3FG, FT, R, F, TP, A, T, B, S, M. Rows include individual players and Totals.

FG%: 1st Half: 13-34 .382, 2nd Half: 16-31 .516, Game: 29-65 .446; 3FG%: 1st Half: 5-15 .333, 2nd Half: 3-9 .333, Game: 9-19 .474; FT %: 1st Half: 2-2 1.00, 2nd Half: 1-2 .500, Game: 3-4 .750; Deadball Rebounds: 0

Table with 11 columns: Auburn, FG, 3FG, FT, R, F, TP, A, T, B, S, M. Rows include individual players and Totals.

FG%: 1st Half: 12-20 .600, 2nd Half: 17-32 .531, Game: 15-21 .558; 3FG%: 1st Half: 6-10 .600, 2nd Half: 3-9 .333, Game: 15-21 .474; FT %: 1st Half: 6-8 .750, 2nd Half: 9-13 .692, Game: 15-21 .714; Deadball Rebounds: 3

SCORE BY PERIODS table with columns for South Alabama (5-3) and Auburn (7-3).

OFFICIALS-- Gary Maxwell, Mike Nance, Roger Ayers  
TECHNICAL FOULS-- None  
ATTENDANCE-- 3,175



2007-08 Outlook  
2007-08 Tigers  
Coaching Staff  
2007-08 Opponents  
2006-07 Review  
Tiger Records  
AU Hoop History  
Tiger Tracks  
Administration

• Game 11 •

Auburn 86, Wofford 76

December 16, 2006

Beard-Eaves-Memorial Coliseum  
Auburn, Ala.

For the second-straight game Auburn found itself down by seven in the second half, only to come back again and win by double-digits with an 86-76 victory over Wofford. The Tigers had all five starters score in double figures and were led by Rasheem Barrett's 18 points, after the sophomore hit 5-of-8 from three-point range. Quantez Robertson nearly became the first Auburn player to record a triple-double after recording 14 points, eight rebounds and eight assists. The Terriers were led by Eric Marshall's 17 points. Trailing 51-48, Wofford went on an 8-0 run to take a 56-51 lead with 12:13, and pushed their lead to as much as 58-51 with 10:33 left before Auburn battled back to tie the game at 62 with a pair of free throws by Robertson at 7:57. Tied at 71, Robertson hit a three with 3:34 remaining to give Auburn the lead for good. The Tigers led 44-36 at the half, beginning the game on an 8-2 run, but Wofford's first six buckets were from behind the arc, giving the Terriers a 20-18 lead with 9:56 left in the half. The Tigers regained control behind a 15-2 run, that gave Auburn a 38-26 advantage with 4:02 remaining. The Tigers tied a season-high with 11 three-pointers (11-of-22) on a season-best 50 percent shooting from behind the arc. Auburn hit a season-high 78 percent of its free throws on the day (7-of-9).

Wofford FG 3FG FT R F TP A T B S M
Matt O'Connor, F 4-8 1-4 0-0 3 1 9 2 0 1 0 35
Eric Marshall, F 5-9 3-7 4-4 4 2 17 1 3 0 2 34
Tyler Whatley, C 3-4 0-0 0-1 2 5 6 0 0 2 1 13
Drew Gibson, G 6-18 0-6 2-3 2 4 14 3 2 0 1 33
Junior Salters, G 5-12 3-8 0-0 2 2 13 2 0 0 1 33
Norm Nixon 0-2 0-0 0-0 5 0 0 3 0 0 0 7
Adam Sheehan 0-0 0-0 0-0 1 0 0 1 0 0 0 3
Adam Estep 1-2 1-1 0-0 0 0 3 0 2 0 2 11
Corey Godzinski 4-5 4-5 2-2 0 0 14 3 1 0 2 31
Team 2
Totals 28-60 12-31 8-10 21 14 76 15 8 3 9 200

FG%: 1st Half: 12-30 .400, 2nd Half: 16-30 .533, Game: 28-60 .467; 3FG%: 1st Half: 8-17 .471, 2nd Half: 4-14 .286, Game: 12-31 .387; FT %: 1st Half: 4-5 .800, 2nd Half: 4-5 .800, Game: 8-10 .800; Deadball Rebounds: 0

Auburn FG 3FG FT R F TP A T B S M
Josh Dollard, F 7-11 0-1 2-2 6 2 16 3 1 0 0 33
Vot Barber, F 6-7 0-0 1-2 8 5 13 1 2 0 0 20
Frank Tolbert, G 7-9 1-1 0-0 7 3 15 3 4 2 0 34
Rasheem Barrett, G 6-11 5-8 1-1 6 1 18 2 3 0 1 36
Q. Robertson, G 4-9 4-7 2-2 8 1 14 8 4 0 2 37
Archie Miaway 0-2 0-2 0-0 0 0 0 1 0 0 0 10
Lucas Hargrove 0-0 0-0 0-0 0 0 0 1 1 0 0 6
Kelvin Lewis 0-0 0-0 0-0 0 1 0 0 0 0 1 2
DeWayne Reed 1-6 0-2 1-2 1 2 3 5 0 0 0 18
Matt Heramb 3-4 1-1 0-0 1 0 7 0 0 0 0 4
Team 2
Totals 34-59 11-22 7-9 39 15 86 24 15 2 4 200

FG%: 1st Half: 18-31 .581, 2nd Half: 16-28 .571, Game: 34-59 .576; 3FG%: 1st Half: 7-14 .500, 2nd Half: 4-8 .500, Game: 11-22 .500; FT %: 1st Half: 1-2 .500, 2nd Half: 6-7 .857, Game: 7-9 .778; Deadball Rebounds: 1

SCORE BY PERIODS 1 2 F
Wofford (4-7) 36 40 -- 76
Auburn (8-3) 44 42 -- 86

OFFICIALS-- Karl Hess, Brent Barnaky, Jeff Nichols
TECHNICAL FOULS-- None
ATTENDANCE-- 3,433

• Game 12 •

Auburn 86, Tennessee State 59

December 19, 2006

Beard-Eaves-Memorial Coliseum  
Auburn, Ala.

Josh Dollard just missed the first triple-double in school history with a season-high 16 points, 11 rebounds and seven assists to lead Auburn to an 86-59 victory over Tennessee State. Korvotney Barber added 17 points and nine rebounds in only 23 minutes for Auburn while Frank Tolbert totaled 12 and Kelvin Lewis added 10 in his second game of the season after a stress fracture in his right foot. Quan Prowell had six points and three rebounds before fouling out in nine minutes in his first game of the season. Auburn tied a season high with 11 three-pointers for the second-straight game. Tennessee State was led by Moraye Ivy's 15 points, while Ladarious Weaver added 13. After leading 39-28 at the half, Auburn stretched its lead to as many as 37 at 77-40 with 6:11 remaining, by shooting 53.1 percent (17-of-32) from the field in the second half. A Tolbert 3-pointer gave Auburn the lead for good at 6-4 just over three minutes into the game. Auburn used a 9-0 run over 1:37 to take a 17-6 advantage. Auburn hoisted a season-high 34 three-point attempts and committed a season-low 11 turnovers.

Tennessee State FG 3FG FT R F TP A T B S M
Courtney Bohannon, F 1-4 0-2 1-1 5 2 3 0 0 0 0 26
Clarence Matthews, F 3-10 0-0 1-2 9 5 7 0 3 1 0 26
Larry Turner, C 2-8 0-0 2-6 5 3 6 0 5 0 0 27
Reiley Ervin, G 1-5 0-2 3-4 4 2 5 3 5 0 0 25
Ladarious Weaver, G 5-10 3-6 0-0 2 2 13 2 3 0 0 33
Rashad Armstrong 0-0 0-0 1-2 2 1 1 0 1 1 0 10
Cody Wadley 0-1 0-1 0-0 1 0 0 1 0 0 0 3
Andrae Belton 3-7 1-2 2-3 3 2 9 2 2 0 2 23
Moraye Ivy 4-9 2-4 5-8 4 3 15 0 1 0 0 22
John Summers 0-2 0-1 0-0 2 0 0 0 1 0 1 5
Team 5
Totals 19-56 6-18 15-26 42 20 59 8 21 2 3 200

FG%: 1st Half: 10-26 .385, 2nd Half: 9-30 .300, Game: 19-56 .339; 3FG%: 1st Half: 2-5 .400, 2nd Half: 4-13 .308, Game: 6-18 .333; FT %: 1st Half: 6-7 .857, 2nd Half: 9-19 .474, Game: 15-26 .577; Deadball Rebounds: 5

Auburn FG 3FG FT R F TP A T B S M
Josh Dollard, F 6-9 2-4 2-2 11 1 16 7 3 0 1 29
Vot Barber, F 6-9 0-0 5-9 9 4 17 1 1 5 1 23
Frank Tolbert, G 4-7 2-4 2-2 2 3 12 2 2 1 1 20
Rasheem Barrett, G 4-9 1-5 0-0 3 1 9 3 1 0 3 24
Q. Robertson, G 0-3 0-3 0-0 2 2 0 3 0 0 1 15
Archie Miaway 2-5 2-5 0-0 1 1 6 2 0 0 0 18
Lucas Hargrove 1-3 0-0 0-0 1 2 2 1 0 2 0 10
Kelvin Lewis 3-8 2-6 2-2 2 0 10 2 1 0 0 19
DeWayne Reed 3-5 2-4 0-1 3 2 8 5 0 1 2 21
Matt Heramb 0-1 0-0 0-0 1 1 0 0 0 0 0 7
Drew Smith 0-0 0-0 0-0 1 0 0 0 0 0 1 1
Quan Prowell 3-6 0-3 0-1 3 5 6 0 2 1 0 9
Adam Luquire 0-1 0-0 0-0 0 0 0 0 1 0 0 3
Ryan Brooks 0-0 0-0 0-2 0 0 0 0 0 0 0 1
Team 2
Totals 32-66 11-34 11-19 41 22 86 26 11 10 10 200

FG%: 1st Half: 15-34 .441, 2nd Half: 17-32 .531, Game: 32-66 .485; 3FG%: 1st Half: 5-20, 2nd Half: 6-14 .429, Game: 11-34 .324; FT %: 1st Half: 4-8 .500, 2nd Half: 7-11 .636, Game: 11-19 .579; Deadball Rebounds: 2

SCORE BY PERIODS 1 2 F
Tennessee State (4-5) 28 31 -- 59
Auburn (9-3) 39 47 -- 86

OFFICIALS-- Doug Sirmons, John Goble, Brian Shey
TECHNICAL FOULS-- None
ATTENDANCE-- 3,437

• Game 13 •

#13 Texas A&M 87, Auburn 58

December 22, 2006

Beard-Eaves-Memorial Coliseum  
Auburn, Ala.

Acie Law scored 21 points as No. 13 Texas A&M led from start to finish in an easy 87-58 victory over Auburn, the worst loss in the 39-year history of the arena and the worst in Auburn since 1952. The Aggies shot 57 percent from the field and never led by fewer than 20 points in the second half. Leading 11-8 with 15:26 left in the half, Texas A&M held Auburn scoreless for more than six minutes and pushed its lead to 26-8. The Aggies wouldn't let the Tigers get the ball inside to leading scorer Korvotney Barber, holding Auburn to 33 percent shooting and had the game in hand by halftime. Josh Carter was 4-of-6 from 3-point range and added 12 points for the Aggies, while Marlon Pompey had 11 points. Texas A&M used a 21-2 run and a smothering defense to build a 43-23 halftime lead. Carter hit three consecutive 3-pointers early but the Aggies mostly pounded away inside the rest of the game against the undersized Tigers. Auburn missed its first 13 3-point attempts. Barber scored eight points, but he only attempted two field goals, making half his 12 free throws. All four Auburn losses have come against ranked teams.

Texas A&M FG 3FG FT R F TP A T B S M
Josh Carter, F 4-8 4-6 0-0 2 1 12 3 2 0 1 34
Joseph Jones, F 2-4 0-0 2-2 3 4 6 1 1 0 0 12
A. Kavaliuskas, F 3-7 0-0 2-4 5 2 8 2 3 0 0 25
Acie Law IV, G 8-13 0-1 5-7 4 3 21 4 3 0 2 31
Dominique Kirk, G 4-8 2-4 0-0 7 1 10 3 2 0 4 29
Derrick Roland 0-0 0-0 2-2 0 1 2 0 0 0 0 4
Bryson Graham 0-0 0-0 0-0 0 0 0 0 0 0 0 1
Lee Logan 0-1 0-0 0-0 0 0 0 0 0 0 0 2
Chris Chapman 0-0 0-0 0-0 0 0 0 0 0 0 0 1
Beau Muhlbach 0-1 0-0 0-0 1 0 0 0 0 0 0 2
Bryan Davis 0-0 0-0 1-4 1 1 1 1 0 1 0 1 2
Slade Weishuhn 0-1 0-1 0-0 0 0 0 0 0 0 0 1
Chinemelu Elonu 3-3 0-0 0-0 2 2 6 0 0 1 0 15
Marlon Pompey 3-3 0-0 5-8 6 4 11 2 2 0 0 25
Team 5
Totals 32-56 6-13 17-27 40 21 87 16 15 1 9 200

FG%: 1st Half: 17-31 .548, 2nd Half: 15-25 .600, Game: 32-56 .571; 3FG%: 1st Half: 3-8 .375, 2nd Half: 3-5 .600, Game: 6-13 .462; FT %: 1st Half: 6-8 .750, 2nd Half: 11-19 .579, Game: 17-27 .630; Deadball Rebounds: 3

Auburn FG 3FG FT R F TP A T B S M
Josh Dollard, F 5-13 0-6 2-2 7 2 12 0 2 1 0 23
Vot Barber, F 1-2 0-0 6-12 4 5 8 1 3 0 1 26
Frank Tolbert, G 2-6 0-3 1-2 7 3 5 1 3 0 3 23
Rasheem Barrett, G 2-7 0-4 1-2 2 2 5 2 1 0 0 30
Q. Robertson, G 0-3 0-3 0-0 3 5 0 6 2 0 0 25
Archie Miaway 2-4 2-4 0-2 0 0 6 0 1 0 3 14
Lucas Hargrove 0-0 0-0 0-0 0 0 0 0 1 0 0 2
Kelvin Lewis 0-2 0-1 0-0 1 0 0 1 1 0 0 12
DeWayne Reed 0-6 0-3 2-2 0 1 2 1 1 0 0 14
Matt Heramb 0-0 0-0 0-0 0 0 0 0 0 0 0 1
Quan Prowell 7-14 4-8 2-2 6 4 20 1 1 0 2 30
Team 2
Totals 19-57 6-32 14-24 33 22 58 13 16 1 9 200

FG%: 1st Half: 9-30 .300, 2nd Half: 10-27 .370, Game: 19-57 .333; 3FG%: 1st Half: 2-17 .118, 2nd Half: 4-15 .267, Game: 6-32 .188; FT %: 1st Half: 3-4 .750, 2nd Half: 11-20 .550, Game: 14-24 .583; Deadball Rebounds: 6

SCORE BY PERIODS 1 2 F
Tennessee State (10-2) 43 44 -- 87
Auburn (9-4) 23 35 -- 58

OFFICIALS-- Doug Shows, Mike Thibodeaux, J.B. Caldwell
TECHNICAL FOULS-- None
ATTENDANCE-- 3,437





2007-08 Outlook  
 2007-08 Tigers  
 Coaching Staff  
 2007-08 Opponents  
 2006-07 Review  
 2007-08 Opponents  
 Tiger Records  
 AU Hoop History  
 Tiger Tracks  
 Administration

• **Game 14** •

**Auburn 69, Charleston Southern 53**  
**December 30, 2006**  
**Beard-Eaves-Memorial Coliseum**  
**Auburn, Ala.**

Quan Prowell had game-highs of 19 points and eight rebounds as Auburn allowed a season-low points in a 69-53 victory over Charleston Southern in Beard-Eaves-Memorial Coliseum. The Tigers used a 14-0 run to turn a two-point deficit into a 24-11 lead with 5:32 left in the first half. Auburn led by as much as 17 twice in the second half, but Charleston Southern closed to within 61-53 with 2:24 to play. A dunk by Josh Dollard and back-to-back 3-pointers by Prowell sealed the win. Dollard and Rasheem Barrett each added 10 points for the Tigers while the Buccaneers were led by Chris Moore's 16 points. Both teams shot 41 percent from the field and 28 percent from 3-point range.

Charleston So.	FG	3FG	FT	R	F	TP	A	T	B	S	M
Shawn Outen, F	2-3	0-0	0-1	2	2	4	0	0	0	1	19
Marquise Duvall, F	2-3	1-1	2-2	5	7	0	3	2	1	21	
Giedrius Knysas, F	2-3	0-0	3-4	5	1	7	1	1	0	0	37
Donnell Covington, G	3-7	0-3	5-7	4	2	11	3	4	0	1	24
Shelton Carter, G	1-6	1-5	0-0	3	1	3	2	5	0	0	25
Dwayne Jackson	2-8	0-3	0-2	6	1	4	3	2	0	1	31
Chris Moore	5-11	4-9	2-2	0	3	16	2	1	0	2	29
Jared Lethco	0-0	0-0	0-0	0	0	0	0	0	0	0	0+
Brandon Macklin	0-0	0-0	1-3	0	1	1	0	4	0	0	12
Lorenzo Burgess	0-0	0-0	0-0	1	1	0	0	0	0	0	2
<b>Team</b>	5										
<b>Totals</b>	17-41	6-21	13-21	28	17	53	11	20	2	6	200

FG%: 1st Half: 7-16 .438, 2nd Half: 10-25 .400, Game: 17-41 .415; 3FG%: 1st Half: 3-9 .333, 2nd Half: 3-12 .250, Game: 6-21 .286; FT%: 1st Half: 5-9 .556, 2nd Half: 8-12 .667, Game: 13-21 .619; Deadball Rebounds: 4

Auburn	FG	3FG	FT	R	F	TP	A	T	B	S	M
Josh Dollard, F	4-9	0-2	2-4	7	2	10	3	4	0	4	25
Dot Barber, F	4-6	0-0	0-4	4	4	8	1	5	1	0	16
Frank Tolbert, G	2-7	1-2	3-3	5	3	8	2	0	1	2	24
Rasheem Barrett, G	5-11	0-1	0-0	5	2	10	3	2	0	1	24
Q. Robertson, G	1-5	0-3	0-0	4	1	2	5	0	0	3	35
Archie Miaway	2-7	2-6	0-0	2	1	6	0	0	0	0	14
Kelvin Lewis	2-5	1-3	1-2	1	2	6	3	1	0	0	16
DeWayne Reed	0-2	0-1	0-0	0	2	0	2	0	0	1	12
Quan Prowell	6-11	3-7	4-6	8	3	19	2	1	2	0	34
<b>Team</b>	3										
<b>Totals</b>	26-63	7-25	10-19	39	20	69	21	13	4	11	200

FG%: 1st Half: 12-29 .414, 2nd Half: 14-34 .412, Game: 26-63 .413; 3FG%: 1st Half: 2-11 .182, 2nd Half: 5-14 .357, Game: 7-25 .280; FT%: 1st Half: 7-10 .700, 2nd Half: 3-9 .333, Game: 10-19 .526; Deadball Rebounds: 7

SCORE BY PERIODS	1	2	F	
Charleston Southern (5-9)	22	31	--	53
Auburn (10-4)	33	36	--	69

OFFICIALS-- Pat Adams, Brian Forte, Eric Dalen  
 TECHNICAL FOULS-- None  
 ATTENDANCE-- 3,012

• **Game 15** •

**Southern Miss 56, Auburn 54**  
**January 2, 2007**  
**Reed Green Coliseum**  
**Hattiesburg, Miss.**

Courtney Beasley sank the game-winning 15-foot jumper with three seconds left to give Southern Miss a 56-54 victory over Auburn in Reed Green Coliseum. DeWayne Reed, who hit the front rim on a 60-foot shot at the buzzer, tied the game at 54 with 19 seconds remaining. The Tigers trailed 52-46 with 1:38 to play and 53-48 with 53 seconds left. A Quantez Robertson free throw and Rasheem Barrett jumper brought the Tigers to within 53-51 with 32 seconds left. The Golden Eagles' Jeremy Wise, who scored a game-high 22 points, made a foul shot to put Southern Miss up 54-51 before the final second heroics. Auburn's last lead was at 14-13 11 minutes into the game, but the Tigers were tied or within two points 15 more times. Southern led 24-22 at halftime and pushed its lead to as much as 37-29 with 13:53 remaining. Back-to-back 3-pointers by Reed and Quan Prowell tied the game at 40 with 9:54 left. It was the first of Auburn's five losses to a team that was not nationally ranked. Both teams shot 43 percent from the field while the Tigers were a miserable 29 percent from 3-point range and 50 percent from the foul line. The Golden Eagles were worse going 23 percent behind the arc and 47 percent on free throws. Reed and Frank Tolbert each had 11 points for Auburn while Beasley also had 11 for Southern Miss, but the two biggest.

Auburn	FG	3FG	FT	R	F	TP	A	T	B	S	M
Quan Prowell, F	2-7	1-2	0-0	9	4	5	0	3	1	0	35
Korvotney Barber, F	4-8	0-0	1-4	6	3	9	0	4	1	1	21
Frank Tolbert, G	4-5	1-2	2-2	4	5	11	2	3	1	1	27
Archie Miaway, G	1-4	0-2	1-2	0	1	3	2	0	0	1	17
Q. Robertson, G	1-2	1-2	3-4	0	4	6	2	3	0	1	22
Josh Dollard	2-4	0-0	1-2	3	1	5	0	3	1	1	22
Kelvin Lewis	0-1	0-1	0-2	1	1	0	1	1	0	0	8
DeWayne Reed	4-7	2-3	1-1	1	2	11	2	3	0	2	25
Rasheem Barrett	2-8	0-5	0-1	6	0	4	0	2	0	1	23
<b>Team</b>	1										
<b>Totals</b>	20-46	5-17	9-18	31	21	54	9	22	4	8	200

FG%: 1st Half: 9-22 .409, 2nd Half: 11-24 .458, Game: 20-46 .435; 3FG%: 1st Half: 0-7 .000, 2nd Half: 5-10 .500, Game: 5-17 .294; FT%: 1st Half: 4-11 .364, 2nd Half: 5-7 .714, Game: 9-18 .500; Deadball Rebounds: 6

Southern Miss	FG	3FG	FT	R	F	TP	A	T	B	S	M
Josh Dollard, F	4-9	0-2	2-4	7	2	10	3	4	0	4	25
Andre Stephens, C	0-3	0-0	0-0	3	2	0	0	0	0	0	19
Courtney Beasley, G	5-10	0-0	1-2	3	0	11	2	3	0	0	31
DeWayne Green, G	0-2	0-0	0-0	6	3	0	3	1	0	1	25
Jeremy Wise, G	9-19	3-8	1-2	2	2	22	2	8	0	2	38
Craig Craft, G	0-3	0-1	4-4	3	1	4	0	0	0	0	10
Sai'Quon Stone	2-3	0-0	3-7	6	3	7	3	1	0	3	31
Jarvis Hill	2-7	0-2	0-4	3	5	4	0	4	0	1	25
Demar Dotson	1-1	0-0	0-0	0	2	0	0	0	0	0	3
Gijo Bain	3-3	0-0	0-0	3	1	6	0	1	0	1	18
<b>Team</b>	4										
<b>Totals</b>	22-51	3-13	9-19	33	17	56	10	19	1	7	200

FG%: 1st Half: 9-25 .360, 2nd Half: 13-26 .500, Game: 22-51 .431; 3FG%: 1st Half: 2-9 .222, 2nd Half: 1-4 .250, Game: 3-13 .231; FT%: 1st Half: 4-5 .800, 2nd Half: 5-14 .357, Game: 9-19 .474; Deadball Rebounds: 4

SCORE BY PERIODS	1	2	F	
Auburn (10-5)	22	32	--	54
Southern Miss (10-2)	24	32	--	56

OFFICIALS-- Pat Adams, Joe Lindsay, John Hampton  
 TECHNICAL FOULS-- None  
 ATTENDANCE-- 4,457

• **Game 16** •

**Auburn 68, Vanderbilt 65**  
**January 6, 2007**  
**Beard-Eaves-Memorial Coliseum**  
**Auburn, Ala.**

Rasheem Barrett scored a season-high 22 points as Auburn made a season-high 14 three-pointers to defeat Vanderbilt 68-65 in Beard-Eaves-Memorial Coliseum in the SEC opener for both teams. Barrett made a career-high six three-pointers on only nine attempts after shooting only 26 percent from behind the arc entering the game. The Tigers shot a season-best 50 percent (14-of-28) from 3-point range after making only 24 percent from behind the arc in its previous three games. Josh Dollard totaled 12 points, seven rebounds and three blocks while making 4-of-5 three-pointers, one more than his 3-of-19 from 3-point range for the season entering the game. After Vandy tied it at 31 with 1:10 left in the half, Auburn scored the final seven points to take a 38-31 halftime lead. The Tigers led by as much as 47-35 four minutes into the second half, but Vanderbilt used an 18-4 run to take a 53-51 lead with 7:55 left. Korvotney Barber, a 44 percent foul shooter, banked-in a pair of free throws to tie it at 61 with 3:41 left. A reverse layup by Barber and then a trey by Dollard gave the Tigers a 66-61 lead with 2:09 remaining. With Auburn holding a 66-65 edge, Quan Prowell sank a 15-foot baseline jumper to put the Tigers up 68-65. Dan Cage, who had a career-high 19 points making 5-of-10 three-pointers, missed a trey and then Jermaine Beal grabbed the offensive rebound and missed another trey with four seconds left. It was Auburn's first SEC-opening win since defeating Vanderbilt in 2003.

Vanderbilt	FG	3FG	FT	R	F	TP	A	T	B	S	M
Derrick Byars, F	3-9	2-6	0-0	6	1	8	4	3	0	2	31
Shan Foster, F	5-10	2-3	2-4	10	1	14	2	2	0	0	35
Ross Neltner, F	1-10	0-1	5-7	9	2	7	1	3	0	1	25
Alex Gordon, G	2-5	2-3	0-0	4	0	6	3	2	0	2	17
Dan Cage, G	7-12	5-10	0-0	1	1	19	1	2	0	0	35
Jermaine Beal	3-7	1-3	2-2	4	1	9	1	2	0	2	22
Alan Metcalfe	1-1	0-0	0-0	1	2	2	0	1	0	0	10
Jelua Brown	0-2	0-0	0-2	1	0	0	0	0	0	0	5
George Drake	0-1	0-0	0-2	2	1	0	0	1	0	1	6
Ted Skuchas	0-1	0-0	0-0	1	1	0	2	0	0	0	14
<b>Team</b>	4										
<b>Totals</b>	22-58	12-26	9-17	43	10	65	14	16	0	8	200

FG%: 1st Half: 10-33 .303, 2nd Half: 12-25 .480, Game: 22-58 .379; 3FG%: 1st Half: 8-17 .471, 2nd Half: 4-9 .444, Game: 12-26 .462; FT%: 1st Half: 3-8 .375, 2nd Half: 6-9 .667, Game: 9-17 .529; Deadball Rebounds: 4

Auburn	FG	3FG	FT	R	F	TP	A	T	B	S	M
Josh Dollard, F	4-8	4-5	0-0	7	2	12	2	3	3	1	28
Korvotney Barber, F	5-8	0-0	2-5	4	2	12	2	0	2	1	32
Frank Tolbert, G	4-12	1-2	0-0	3	3	9	5	2	0	0	31
Rasheem Barrett, G	8-14	6-9	0-0	4	1	22	4	0	1	2	33
Q. Robertson, G	2-4	2-4	0-0	6	3	6	6	5	0	0	26
Archie Miaway	0-2	0-2	0-0	1	0	0	1	0	0	0	5
Kelvin Lewis	0-3	0-1	0-0	0	1	0	1	0	0	0	6
DeWayne Reed	0-3	0-3	0-0	2	3	0	1	4	0	0	20
Quan Prowell	3-4	1-2	0-0	1	0	7	1	0	1	0	19
<b>Team</b>	3										
<b>Totals</b>	26-58	14-28	2-5	31	15	68	23	14	7	4	200

FG%: 1st Half: 15-32 .469, 2nd Half: 11-26 .423, Game: 26-58 .448; 3FG%: 1st Half: 8-15 .533, 2nd Half: 6-13 .462, Game: 14-28 .500; FT%: 1st Half: 0-3 .000, 2nd Half: 2-2 .000, Game: 2-5 .400; Deadball Rebounds: 7

SCORE BY PERIODS	1	2	F	
Vanderbilt (10-5, 0-1)	31	34	--	65
Auburn (11-5, 1-0)	38	30	--	68

OFFICIALS-- Tony Greene, Doug Simons, Tim Clougherty  
 TECHNICAL FOULS-- None  
 ATTENDANCE-- 6,088



• Game 17 •  
Kentucky 84, Auburn 57  
January 10, 2007  
Rupp Arena  
Lexington, Ky.

Joe Crawford scored 21 points and Ramel Bradley totaled 18 points, 12 rebounds and seven assists to lead Kentucky to an 84-57 win over Auburn before 23,856 in Rupp Arena. With the game tied at 2, the Wildcats scored 10-straight points and never trailed the rest of the way. Auburn trailed 23-17 with 5:49 left in the half, but the Wildcats outscored the Tigers 13-2 to take a 36-19 halftime lead. The margin never went below 13 at 59-46 with 5:57 to play. Auburn shot a season-low 28 percent from the field and scored a season-low 19 first-half points. Freshman Kelvin Lewis scored all of his career-high 14 points in 12 second half minutes, making 4-of-7 shots from 3-point range. He made three-straight treys for the Tigers during a 51 second stretch midway through the second half. Kentucky shot 56 percent from the field for the game.

Auburn	FG	3FG	FT	R	F	TP	A	T	B	S	M
Josh Dollard, F	2-6	0-1	1-2	6	2	5	0	1	0	0	18
Korvotney Barber, F1-3	0-0	2-4	6	4	4	0	0	0	0	24	
Frank Tolbert, G	3-9	2-5	3-4	2	3	11	1	3	0	4	35
Rasheem Barrett, G2-12	0-5	1-2	3	2	5	1	2	0	0	27	
Q. Robertson, G	3-11	0-4	0-0	4	4	6	4	2	0	1	25
Archie Miaway	0-2	0-0	1-2	0	0	1	1	0	0	1	9
Lucas Hargrove	0-0	0-0	0-0	0	0	0	0	0	0	0	1
Kelvin Lewis	4-8	4-7	2-2	0	1	14	0	1	0	0	12
DeWayne Reed	1-5	1-3	0-0	4	3	3	2	6	0	2	20
Quan Prowell	3-12	2-6	0-1	11	5	8	1	1	0	1	29
Team	2										
Totals	19-68	9-33	10-17	38	24	57	1016	0	9	200	

FG%: 1st Half: 7-31 .226, 2nd Half: 12-37 .324, Game: 19-68 .279; 3FG%: 1st Half: 2-12 .167, 2nd Half: 7-21 .333, Game: 9-33 .273; FT%: 1st Half: 3-6 .500, 2nd Half: 7-11 .636, Game: 10-17 .588; Deadball Rebounds: 4

Kentucky	FG	3FG	FT	R	F	TP	A	T	B	S	M
Bobby Perry, F	4-7	2-4	2-2	2	1	12	3	1	1	0	26
Randolph Morris, C	5-6	0-0	2-5	6	4	12	1	3	4	1	23
Ramel Bradley, G	4-11	1-7	9-11	12	1	18	7	1	0	2	36
Derrick Jasper, G	3-3	0-0	0-2	0	3	6	0	4	0	2	18
Joe Crawford, G	7-12	3-3	4-8	5	2	21	2	5	0	1	34
Michael Porter	1-1	1-1	0-0	1	0	3	1	0	0	0	4
Lukasz Obrzut	1-3	0-0	0-0	2	2	2	0	0	1	0	10
Jodie Meeks	0-3	0-2	4-4	9	0	4	2	1	0	0	25
Perry Stevenson	2-2	0-0	1-1	2	4	0	1	0	1	0	12
Ramon Harris	1-1	0-0	0-0	1	1	2	1	0	0	0	5
Sheray Thomas	0-0	0-0	0-0	1	0	1	4	0	0	0	5
Dwight Perry	0-1	0-1	0-0	0	0	0	0	0	0	0	0+
Mark Coury	0-0	0-0	0-0	1	0	1	0	0	0	0	2
Team	0										
Totals	28-50	7-18	21-33	41	16	84	1919	7	6	200	

FG%: 1st Half: 13-24 .542, 2nd Half: 15-26 .577, Game: 28-50 .560; 3FG%: 1st Half: 4-10 .400, 2nd Half: 3-8 .375, Game: 7-18 .389; FT%: 1st Half: 6-12 .500, 2nd Half: 15-21 .714, Game: 21-33 .636; Deadball Rebounds: 7

SCORE BY PERIODS	1	2	F	
Auburn (11-6, 1-1)	19	38	--	57
Kentucky (13-3, 2-0)	36	48	--	84

OFFICIALS-- Tony Greene, Bert Smith, Brian Forte  
TECHNICAL FOULS-- Auburn: DeWayne Reed  
ATTENDANCE-- 23,856 (c)

• Game 18 •  
#13 LSU 65, Auburn 63  
January 13, 2007  
Maravich Center  
Baton Rouge, La.

Kelvin Lewis's 3-pointer in the air at the buzzer rimmed in and out as scrappy and hard-fought Auburn lost 65-63 at No. 13 LSU in the Maravich Center. Auburn led by as much as 11 at 30-19 with 3:04 to play but LSU made three-straight 3-pointers to cut it to 30-28. Quan Prowell hit a runner in the lane with two seconds left to give Auburn a 32-28 halftime lead. After Prowell hit a jumper to open the second half to give Auburn a six-point lead, the margin never was larger than five points by either team. After Lewis made three-straight free throws to tie the game at 47 with 7:58 left, Glen Davis put LSU up for good with a bucket with 7:42 remaining. The game was close the rest of the way with Auburn closing to within 57-56 with 3:21 left and 64-63 on a Rasheem Barrett 3-pointer with 24 seconds left. Martin, who entered the game in a 1-of-14 two-game shooting slump, split a pair of free throws to close out his game-high 23-point performance, making 5-of-9 three pointers. Auburn raced out to a 7-0 lead to open the game. Rasheem Barrett led Auburn with 18 points while Prowell added 12 and Josh Dollard 11. Glen Davis had 11 points and 11 rebounds for LSU while Tasmin Mitchell had 12 points and seven boards.

Auburn	FG	3FG	FT	R	F	TP	A	T	B	S	M
Josh Dollard, F	4-10	1-3	2-3	4	5	11	0	3	2	0	26
Quan Prowell, F	5-14	0-3	2-2	4	1	12	0	2	3	1	39
Frank Tolbert, G	3-6	1-4	0-0	5	5	7	0	4	0	1	26
Rasheem Barrett, G	6-11	2-4	4-4	4	2	18	1	0	0	0	32
Q. Robertson, G	2-6	1-2	2-2	2	2	7	4	2	0	3	37
Kelvin Lewis	2-6	0-2	3-3	3	0	7	0	2	0	0	21
DeWayne Reed	0-1	0-0	1-2	1	0	1	2	0	0	0	9
Korvotney Barber	0-2	0-0	0-0	0	2	0	0	0	0	0	10
Team	9										
Totals	22-56	5-18	14-16	32	17	63	7	13	5	200	

FG%: 1st Half: 10-25 .400, 2nd Half: 12-31 .387, Game: 22-56 .393; 3FG%: 1st Half: 2-6 .333, 2nd Half: 3-12 .250, Game: 5-18 .278; FT%: 1st Half: 10-11 .909, 2nd Half: 4-5 .800, Game: 14-16 .875; Deadball Rebounds: 0

LSU	FG	3FG	FT	R	F	TP	A	T	B	S	M
Glen Davis, F	5-13	0-1	1-2	11	1	11	1	5	1	1	39
Tasmin Mitchell, F	3-4	1-2	5-7	7	4	12	0	2	1	0	25
Darnell Lazare, F	1-2	0-0	2-2	2	2	4	1	1	0	0	18
Terry Martin, G	8-16	5-9	2-6	2	2	23	1	1	0	0	34
Garrett Temple, G	3-8	1-5	0-0	6	3	7	7	3	4	2	39
Dameon Mason	1-3	0-1	0-0	4	2	2	0	2	0	0	16
Tack Minor	1-2	1-1	0-0	2	0	3	1	3	0	1	11
Ben Voogd	0-1	0-0	0-0	1	0	0	0	0	0	0	3
Magnum Rolle	1-7	0-0	1-2	5	0	3	1	0	1	0	15
Team	4										
Totals	23-56	8-19	11-19	43	15	65	1218	7	4	200	

FG%: 1st Half: 10-32 .313, 2nd Half: 13-24 .542, Game: 23-56 .411; 3FG%: 1st Half: 4-11 .364, 2nd Half: 4-8 .500, Game: 8-19 .421; FT%: 1st Half: 4-5 .800, 2nd Half: 7-14 .500, Game: 11-19 .579; Deadball Rebounds: 2

SCORE BY PERIODS	1	2	F	
Auburn (11-7, 1-2)	32	31	--	63
LSU (12-4, 1-1)	28	37	--	65

OFFICIALS-- Doug Shows, Anthony Jordan, John Goble  
TECHNICAL FOULS-- None  
ATTENDANCE-- 9,755 paid (6,677 actual)

• Game 19 •  
Auburn 83, #22 Tennessee 80  
January 17, 2007  
Beard-Eaves-Memorial Coliseum  
Auburn, Ala.

Auburn used an 18-0 run after being down by 14 points with 9:31 to play to upset No. 22 Tennessee 83-80 in Beard-Eaves-Memorial Coliseum. It was the Tigers' first win over a ranked team in 16 tries, dating back to a win at No. 24 LSU in 2004. Auburn made 14-of-17 free throws in the final three minutes to secure the win. Tennessee used an 8-0 run to take a 66-52 lead with 9:44 left, but it was all Auburn after that. Rasheem Barrett made a conventional 3-point play on a runner in the lane to tie it at 66 with 5:07 left. Barrett then had a huge block on Chris Lofton, the SEC's leading scorer, who finished with 22 points. However, Lofton did not score a point in the second half until his layup with 3:04 to play ended the 18-0 Auburn run. Quan Prowell, who scored 19 of his season-high 21 points in the second half, put the Tigers ahead to stay at 69-66 on a 3-pointer at the top of the key with 3:35 left. The Vols' Dane Bradshaw tried to save the rebound from going out of bounds by bouncing it off Josh Dollard. It went through Dollard's legs to Barrett, who fed Prowell with the clutch shot. With Auburn leading 78-75 with 22 seconds to play, Tennessee coach Bruce Pearl was whistled for a technical. Prowell then made the two technical foul shots, was fouled two seconds later and made two more foul shots for an 82-75 Auburn lead with 20 seconds left. The Tigers jumped out to a 6-0 lead and led 18-12. With the score tied at 27, the Vols went on a 10-0 run en route to a 38-29 halftime lead. Frank Tolbert scored a season-high 24 points for Auburn while Ramar Smith added 19 for Tennessee. Auburn's 2-2 SEC start is its best in five years.

Tennessee	FG	3FG	FT	R	F	TP	A	T	B	S	M
Dane Bradshaw, F	3-5	1-2	2-2	5	4	9	7	2	1	2	35
Duke Crews, F	2-8	0-0	1-3	8	5	5	1	0	2	0	18
JaJuan Smith, G	7-13	2-8	0-0	5	1	16	0	1	0	3	32
Chris Lofton, G	8-19	6-12	0-0	2	2	22	0	1	0	0	33
Ramar Smith, G	7-12	2-2	3-6	2	4	19	3	3	0	2	35
Wayne Chism	3-8	0-1	0-0	7	4	6	2	3	1	2	23
Tony Pansley	0-0	0-0	0-0	1	1	0	1	0	0	0	3
Josh Tabb	0-2	0-0	0-0	1	2	0	0	1	0	0	13
Ryan Childress	1-1	0-0	1-4	1	0	3	0	2	2	0	8
Team	5										
Totals	31-68	11-27	7-15	37	23	80	1314	6	9	200	

FG%: 1st Half: 13-28 .464, 2nd Half: 18-40 .450, Game: 31-68 .456; 3FG%: 1st Half: 7-16 .438, 2nd Half: 4-11 .364, Game: 11-27 .407; FT%: 1st Half: 5-12 .417, 2nd Half: 2-3 .667, Game: 7-15 .467; Deadball Rebounds: 4

Auburn	FG	3FG	FT	R	F	TP	A	T	B	S	M
Josh Dollard, F	2-9	0-1	3-5	9	3	7	0	4	1	1	29
Quan Prowell, F	6-10	3-5	6-6	8	2	21	1	3	0	3	35
Frank Tolbert, G	9-13	2-5	4-9	5	3	24	1	3	0	1	33
Rasheem Barrett, G	5-14	0-2	1-1	8	1	11	3	1	1	1	35
Q. Robertson, G	2-6	1-1	4-4	3	2	9	7	3	0	2	34
Archie Miaway	0-0	0-0	0-0	1	0	1	0	2	0	0	1
Kelvin Lewis	2-5	1-3	0-0	0	1	5	1	0	0	0	10
DeWayne Reed	0-1	0-1	0-0	0	1	0	1	2	0	0	7
Korvotney Barber	2-4	0-0	2-3	7	2	6	3	0	3	1	16
Team	3										
Totals	28-62	7-18	20-28	43	16	83	1718	5	9	200	

FG%: 1st Half: 12-28 .429, 2nd Half: 16-34 .471, Game: 28-62 .452; 3FG%: 1st Half: 3-8 .375, 2nd Half: 4-10 .400, Game: 7-18 .389; FT%: 1st Half: 2-5 .400, 2nd Half: 18-23 .783, Game: 20-28 .714; Deadball Rebounds: 3

SCORE BY PERIODS	1	2	F	
Tennessee (13-5, 1-2)	38	42	--	80
Auburn (12-7, 2-2)	29	54	--	83

OFFICIALS-- Tom Lopes, Joe Lindsay, Antinio Petty  
TECHNICAL FOULS-- UT coach Bruce Pearl (0:22, 2nd)  
ATTENDANCE-- 8,271



2007-08 Outlook  
2007-08 Tigers  
Coaching Staff  
2007-08 Opponents  
2006-07 Review  
Tiger Records  
AU Hoop History  
Tiger Tracks  
Administration

• Game 20 •

Mississippi State 87, Auburn 76  
January 20, 2007  
Humphrey Coliseum  
Starkville, Miss.

Mississippi State shot 59 percent from the field in the second half and turned a six-point halftime deficit into an 87-76 victory over Auburn. It was the Bulldogs' seventh-straight in Humphrey Coliseum. The Bulldogs used a 25-10 second half run to turn a seven-point deficit into a 63-55 lead with 9:20 left. Mississippi State stretched it to 73-60 with 3:59 left, but Auburn closed to within 79-74 with 1:24 left with the ball but couldn't get any closer. The Tigers played a splendid first half and never trailed from the 15:44 mark to the 15:26 mark of the second half. Auburn led by as much as 35-26 with 3:13 remaining and led 37-31 at intermission. The Tigers led 45-38 with 17:52 to go in the game, but the Bulldogs took a 46-45 lead on a Reginald Delk 3-pointer at 15:26. The Tigers then went up by three twice more but a Barry Stewart 3-pointer gave the Bulldogs the lead for good at 56-55 with 11:45 to play. In the second half, Stewart went 3-of-4 from 3-point range while Reginald Delk went 3-of-5 behind the arc. Josh Dollard scored a season-high 19 points for Auburn while Quan Prowell had his first double-double as a Tiger with 12 points and 10 rebounds. Stewart led Mississippi State with 22 points off the bench while Reginald Delk added 20 points and Jamont Gordon 11 points and 11 rebounds. The Bulldogs were 22-of-26 from the foul line compared to the Tigers at 9-of-13.

Table with columns: Auburn, FG, 3FG, FT, R, F, TP, A, T, B, S, M. Rows include individual players and Totals.

FG%: 1st Half: 14-35 .400, 2nd Half: 14-41 .341, Game: 28-76 .368; 3FG%: 1st Half: 4-10 .400, 2nd Half: 7-19 .368, Game: 11-29 .379; FT%: 1st Half: 5-8 .625, 2nd Half: 4-5 .800, Game: 9-13 .692; Deadball Rebounds: 0

Table with columns: Mississippi State, FG, 3FG, FT, R, F, TP, A, T, B, S, M. Rows include individual players and Totals.

FG%: 1st Half: 11-32 .344, 2nd Half: 17-29 .586, Game: 28-61 .459; 3FG%: 1st Half: 3-11 .273, 2nd Half: 6-14 .429, Game: 9-25 .360; FT%: 1st Half: 6-8 .750, 2nd Half: 16-18 .889, Game: 22-26 .846; Deadball Rebounds: 1

SCORE BY PERIODS table with columns 1, 2, F and rows for Auburn and Miss. State.

OFFICIALS-- Tom Eades, Doug Sirmons, Roger Ayers  
TECHNICAL FOULS-- AU assoc. coach John Cooper (5:30, 2nd)  
ATTENDANCE-- 9,475 (8,041 actual)

• Game 21 •

Auburn 81, #12 Alabama 57  
January 23, 2007  
Beard-Eaves-Memorial Coliseum  
Auburn, Ala.

Auburn opened the second half with a 25-7 run en route to an 81-57 victory over No. 12 Alabama in a sold out Beard-Eaves-Memorial Coliseum to snap a seven-game Tide winning streak in the series. The Tigers shot 68 percent in the second half while holding the Tide to only 32 percent as the lead never went below double digits from the time Auburn took a 53-41 lead with 12:44 remaining. In the first half, Auburn had a 15-0 run to take a 19-9 lead with 13:09 left, but Alabama outscored the Tigers 10-3 over the final three minutes to take a 36-35 half-time lead. It was the largest margin of victory in history by an unranked Auburn team over a nationally-ranked team. The win gave Auburn two-straight victories over ranked teams for the first time since 1995-96. Quan Prowell had his second-straight double-double with 14 points and 10 rebounds while Korvotney Barber added 18 points, Frank Tolbert 17 points and Josh Dollard 16 points. Jermareo Davidson had 18 points and 11 rebounds for Alabama, but scored only two second half points. Ronald Steele added 19 points for the Tide.

Table with columns: Alabama, FG, 3FG, FT, R, F, TP, A, T, B, S, M. Rows include individual players and Totals.

FG%: 1st Half: 14-32 .438, 2nd Half: 9-28 .321, Game: 23-60 .383; 3FG%: 1st Half: 3-8 .375, 2nd Half: 1-11 .091, Game: 5-19 .263; FT%: 1st Half: 5-6 .833, 2nd Half: 1-3 .333, Game: 6-9 .667; Deadball Rebounds: 1

Table with columns: Auburn, FG, 3FG, FT, R, F, TP, A, T, B, S, M. Rows include individual players and Totals.

FG%: 1st Half: 15-31 .484, 2nd Half: 19-28 .679, Game: 7-12 .576; 3FG%: 1st Half: 2-5 .400, 2nd Half: 4-8 .500, Game: 6-13 .462; FT%: 1st Half: 3-3 1.000, 2nd Half: 4-9 .444, Game: 7-12 .583; Deadball Rebounds: 2

SCORE BY PERIODS table with columns 1, 2, F and rows for Alabama and Auburn.

OFFICIALS-- Mike Stuart, Ted Valentine, Joe Lindsay  
TECHNICAL FOULS-- none  
ATTENDANCE-- 10,500 (c)

• Game 22 •

#1 Florida 91, Auburn 66  
January 27, 2007  
Beard-Eaves-Memorial Coliseum  
Auburn, Ala.

Lee Humphrey, Taurean Green and Al Horford each scored 17 points to lead No. 1 Florida to a 91-66 victory over Auburn before an overflow crowd of 11,700 in Beard-Eaves-Memorial Coliseum. The partition in the upper south section of the Coliseum was raised for the first time since 1994-95. The Gators shot 58 percent from the field and an even better 64 percent from 3-point range (9-of-14). Florida took a 21-9 lead with 12:40 left and never trailed by double digits again. The Gators led 51-36 at the half and as much as 27 in the second half. Humphrey was a perfect 4-of-4 from 3-point range while Green was 3-of-5 from behind the arc and Walter Hodge made both of his attempted 3-pointers. The Tigers were led by Quantez Robertson's career-high 17 points and Quan Prowell added 15. Rasheem Barrett had 12 points, but was a paltry 5-of-16 from the field. The Tigers shot 47 percent from the field but were a mere 1-of-9 from 3-point range. Auburn's record against No. 1 ranked teams fell to 1-8, including a 0-4 mark in Auburn.

Table with columns: Florida, FG, 3FG, FT, R, F, TP, A, T, B, S, M. Rows include individual players and Totals.

FG%: 1st Half: 16-27 .593, 2nd Half: 13-23 .565, Game: 29-50 .580; 3FG%: 1st Half: 5-8 .625, 2nd Half: 4-6 .667, Game: 9-14 .643; FT%: 1st Half: 14-21 .667, 2nd Half: 10-14 .714, Game: 24-35 .714; Deadball Rebounds: 4

Table with columns: Auburn, FG, 3FG, FT, R, F, TP, A, T, B, S, M. Rows include individual players and Totals.

FG%: 1st Half: 14-29 .483, 2nd Half: 13-29 .448, Game: 27-58 .466; 3FG%: 1st Half: 0-6 .000, 2nd Half: 1-7 .143, Game: 1-13 .077; FT%: 1st Half: 8-15 .533, 2nd Half: 3-5 .600, Game: 11-20 .550; Deadball Rebounds: 4

SCORE BY PERIODS table with columns 1, 2, F and rows for Florida and Auburn.

OFFICIALS-- Tony Greene, Doug Sirmons, Tim Clougherty  
TECHNICAL FOULS-- none  
ATTENDANCE-- 11,700 (c+)





2007-08 Outlook  
2007-08 Tigers  
Coaching Staff  
2007-08 Opponents  
2006-07 Review  
Tiger Records  
AU Hoop History  
Tiger Tracks  
Administration

• **Game 23** •  
**Auburn 80, South Carolina 75**  
**January 31, 2007**  
**Colonial Center**  
**Columbia, S.C.**

Korvotney Barber led five Tigers in double figures with 16 points and 11 rebounds as Auburn defeated South Carolina 80-75 for the fifth-straight time in Columbia. Barber was 8-of-9 from the field as the Tigers shot 57 percent from the field and 50 percent from 3-point range and outrebounded USC 38-19. The Gamecocks made 13 three-pointers and only had five turnovers. Auburn never trailed after taking a 39-38 lead on a Quan Prowell layup with 18:37 left in the game. The Tigers led 63-54, 71-62 and then 73-64 on a pair of free throws by Rasheem Barrett. South Carolina made three 3-pointers in the final 57 seconds to close to within 75-73 with 38 seconds left. Quantez Robertson, who was 1-of-6 from the foul line, missed two free shots without a Tiger lined up on the foul line. However, Frank Tolbert saw the miss and ran to the left corner to gain the offensive rebound even though there were four Gamecocks waiting for it. Tolbert was fouled and made two-straight free throws for a 77-73 lead. After a Gamecock missed shot, Barrett made two more free throws to seal the win. The Tigers trailed 35-28 with 2:02 left in the half, but Robertson sank back-to-back 3-pointers from the left corner to bring Auburn to within a 35-34 halftime deficit. Quan Prowell added 15 points on 3-of-4 three-point shooting, Barrett added 12 points and Dollard and Robertson 11 points each. Freshman Evaldus Baniulis, who came in averaging 3.9 points, torched the Tigers for 21 points on 5-of-8 three-pointers. Tre Kelley was held to 11 points, six below his average.

Auburn	FG	3FG	FT	R	F	TP	A	T	B	S	M
Josh Dollard, F	5-7	1-2	0-0	5	4	11	1	3	0	0	26
Quan Prowell, F	6-9	3-4	0-0	3	3	15	2	5	1	0	38
Korvotney Barber, F	8-9	0-0	0-1	11	1	16	2	1	1	0	29
Rasheem Barrett, G	2-6	2-4	6-8	3	3	12	4	1	0	0	30
Q. Robertson, G	4-9	2-4	1-6	4	1	11	7	1	0	0	34
Frank Tolbert	1-4	0-1	5-7	5	1	7	0	2	0	2	18
Archie Miaway	0-1	0-1	2-2	1	0	2	0	0	0	0	4
Kelvin Lewis	0-0	0-0	0-0	0	1	0	0	1	0	1	4
DeWayne Reed	2-4	0-0	2-2	1	1	6	3	0	1	0	17
Team	5										
Totals	28-49	8-16	16-26	38	15	80	19	14	3	3	200

FG%: 1st Half: 13-22 .591, 2nd Half: 15-27 .556, Game: 28-49 .571; 3FG%: 1st Half: 3-7 .429, 2nd Half: 5-9 .556, Game: 8-16 .500; FT%: 1st Half: 5-6 .833, 2nd Half: 11-20 .550, Game: 16-26 .615; Deadball Rebounds: 5

South Carolina	FG	3FG	FT	R	F	TP	A	T	B	S	M
Dominique Archie, F	7-7	0-0	0-0	4	3	14	2	0	0	5	35
Evaldus Baniulis, F	8-12	5-8	0-1	5	3	21	0	0	0	0	35
Brandon Wallace, C	4-6	2-3	2-2	5	2	12	4	1	5	2	38
Tre Kelley, G	4-17	2-8	1-1	4	1	11	8	3	0	1	40
Bryce Sheldon, G	4-11	4-9	0-0	5	12	4	0	0	1	0	33
Brandis Raley-Ross	0-1	0-1	0-0	0	0	0	0	0	0	0	0
Chad Gray	1-2	0-0	1-1	0	0	3	0	0	0	0	3
Dwayne Day	1-6	0-2	0-0	1	2	2	0	1	0	0	16
Team	3										
Totals	29-62	13-31	4-5	19	19	75	18	5	9	200	

FG%: 1st Half: 14-28 .500, 2nd Half: 15-34 .441, Game: 29-62 .468; 3FG%: 1st Half: 5-13 .385, 2nd Half: 8-18 .444, Game: 13-31 .419; FT%: 1st Half: 2-3 .667, 2nd Half: 2-2 1.000, Game: 4-5 .800; Deadball Rebounds: 3

SCORE BY PERIODS

Auburn (14-9, 4-4)	34	46	--	80
South Carolina (12-8, 2-5)	35	40	--	75

OFFICIALS-- Joe Lindsay, Doug Sirmons, Antinio Petty  
 TECHNICAL FOULS-- none  
 ATTENDANCE-- 12,606

• **Game 24** •  
**Ole Miss 82, Auburn 59**  
**February 3, 2007**  
**Beard-Eaves-Memorial Coliseum**  
**Auburn, Ala.**

Clarence Sanders scored a game-high 21 points on 7-of-11 three-pointers, Bam Doyne added 20 points and Dwayne Curtis 19 points and 11 rebounds as Ole Miss blasted Auburn 82-59 in Beard-Eaves-Memorial Coliseum. Auburn committed a season-high 25 turnovers, many of them unforced. It was the second largest margin of victory by Ole Miss against Auburn and the largest in Auburn. The Rebels jumped out to a 9-1 lead and led 22-8 before the Tigers made their second field goal with 10:50 left in the half. Auburn finally showed life by scoring the first eight points after halftime to trim a 43-31 Ole Miss halftime lead to 43-39 in less than 90 seconds. That is as close as Auburn would get. The Rebels shot 52 percent from the field and 55 percent (12-of-22) from 3-point range. Auburn closed to within 71-59 with 5:11 to play but Ole Miss scored the final 11 points of the game. The Tigers lost back-to-back home games to No. 1 Florida and to Ole Miss by at least 20 points for the first time in 15 years.

Ole Miss	FG	3FG	FT	R	F	TP	A	T	B	S	M
Kenny Williams, F	3-6	0-0	0-0	7	5	6	2	2	0	0	30
Dwayne Curtis, C	8-14	0-0	3-4	11	2	19	1	2	0	2	25
Todd Abernethy, G	5-8	4-6	0-0	3	1	14	9	1	0	2	35
Eniel Polynice, G	0-2	0-0	0-1	3	0	0	1	2	0	0	18
Bam Doyne, G	9-16	1-2	1-3	2	3	20	3	5	0	2	34
Brian Smith	1-4	0-3	0-0	2	0	2	3	1	0	2	10
Clarence Sanders	7-13	7-11	0-0	0	1	21	0	2	0	1	28
Xavier Hansbro	0-0	0-0	0-0	0	0	0	0	1	0	0	3
Jeremy Parnell	0-0	0-0	0-0	4	3	0	0	1	1	2	17
Team	2										
Totals	33-63	12-22	4-8	34	15	82	19	17	3	11	200

FG%: 1st Half: 16-27 .593, 2nd Half: 17-36 .472, Game: 33-63 .524; 3FG%: 1st Half: 8-13 .615, 2nd Half: 4-9 .444, Game: 12-22 .545; FT%: 1st Half: 3-6 .500, 2nd Half: 1-2 .500, Game: 4-8 .500; Deadball Rebounds: 0

Auburn	FG	3FG	FT	R	F	TP	A	T	B	S	M
Josh Dollard, F	6-14	1-3	0-0	6	3	13	0	3	0	2	27
Quan Prowell, F	4-11	0-3	2-4	7	1	10	3	6	2	1	35
Korvotney Barber, F	1-5	0-0	0-1	9	2	2	1	1	0	0	27
Rasheem Barrett, G	4-9	2-5	0-0	0	2	10	4	4	0	0	30
Q. Robertson, G	4-6	2-2	2-3	2	0	12	3	6	1	4	38
Frank Tolbert	2-7	1-5	4-4	7	4	9	1	3	0	0	32
Archie Miaway	0-1	0-1	3-4	0	0	3	0	0	0	0	6
Kelvin Lewis	0-0	0-0	0-0	0	1	0	0	0	0	0	2
DeWayne Reed	0-1	0-0	0-0	1	1	0	0	2	0	0	3
Team	2										
Totals	21-54	6-19	11-16	34	14	59	12	25	3	7	200

FG%: 1st Half: 10-27 .370, 2nd Half: 11-27 .407, Game: 21-54 .389; 3FG%: 1st Half: 2-9 .222, 2nd Half: 4-10 .400, Game: 6-19 .316; FT%: 1st Half: 9-12 .750, 2nd Half: 2-4 .500, Game: 11-16 .688; Deadball Rebounds: 4

SCORE BY PERIODS

Ole Miss (15-8, 4-5)	43	39	--	82
Auburn (14-10, 4-5)	31	28	--	59

OFFICIALS-- Tom Eades, Carlos Villanueva, Roger Ayers  
 TECHNICAL FOULS-- none  
 ATTENDANCE-- 6,945

• **Game 25** •  
**Arkansas 65, Auburn 57**  
**February 7, 2007**  
**Bud Walton Arena**  
**Fayetteville, Ark.**

Gary Ervin scored all of his game-high 18 points in the second half to lead Arkansas to a 65-57 victory over Auburn before 16,952 in Bud Walton Arena. Turnovers doomed the Tigers for the second-straight game as Auburn had 19, including 11 in the second half. Korvotney Barber led Auburn with seven turnovers. Trailing 29-26 at the half, the Razorbacks shot 62 percent in the second half en route to the win. With Auburn holding a 33-30 lead just over three minutes into the second half, the Hogs went on a 12-2 run for a 42-35 lead after Ervin jump started it with two-straight 3-pointers. A Josh Dollard trey brought the Tigers to within 43-42 with 9:58 to play. Leading 49-48 with 6:46 left, Arkansas used a 7-0 run for a 56-48 edge with 4:34 remaining. Auburn trailed 58-55 and the Tigers' Quan Prowell missed a wide-open 3-pointer with under two minutes to play. The first half featured nine ties and six lead changes before Auburn used a late 5-0 run to take a 29-24 lead only to have Darian Townes dunk it to bring the Hogs to within 29-26. Following an Auburn turnover with 1.3 seconds left, Ervin dribbled half the court and made a half court shot just after the buzzer, but it did not count after being reviewed by officials. Dollard led Auburn with 15 points while Prowell, Barber, Frank Tolbert and Quantez Robertson had 10 each. Super freshman Patrick Beverley added 13 for the Razorbacks. Arkansas shot 50 percent for the game while Auburn shot 42 percent.

Auburn	FG	3FG	FT	R	F	TP	A	T	B	S	M
Josh Dollard, F	6-12	1-2	2-2	6	3	15	1	2	0	1	32
Quan Prowell, F	3-7	2-4	2-2	3	5	10	2	3	0	0	33
Korvotney Barber, F	4-7	0-0	2-2	5	3	10	1	7	1	1	29
Frank Tolbert, G	4-9	1-2	1-2	6	3	10	5	1	1	3	32
Q. Robertson, G	4-6	2-3	0-0	1	2	10	3	3	0	1	35
Archie Miaway	0-1	0-1	0-0	0	0	0	1	0	0	0	6
Kelvin Lewis	0-3	0-2	0-0	1	0	0	1	0	0	0	9
DeWayne Reed	1-5	0-1	0-0	0	2	2	1	2	0	3	15
Rasheem Barrett	0-2	0-2	0-0	2	1	0	0	1	0	0	9
Team	5										
Totals	22-52	6-17	7-8	29	19	57	15	19	2	9	200

FG%: 1st Half: 10-23 .435, 2nd Half: 12-29 .414, Game: 22-52 .423; 3FG%: 1st Half: 4-10 .400, 2nd Half: 2-7 .286, Game: 6-17 .353; FT%: 1st Half: 5-6 .833, 2nd Half: 2-2 1.000, Game: 7-8 .875; Deadball Rebounds: 2

Arkansas	FG	3FG	FT	R	F	TP	A	T	B	S	M
Charles Thomas, F	3-7	0-0	4-5	7	4	10	2	2	0	1	29
Sonny Weems, F	1-7	0-2	0-0	5	2	2	9	3	0	3	36
Steven Hill, C	4-4	0-0	0-0	9	2	8	0	0	3	1	29
Gary Ervin, G	7-13	2-4	2-4	0	2	18	3	5	0	1	33
Patrick Beverley, G	5-9	1-4	2-4	5	2	13	4	2	0	3	40
Stefan Welsh	1-5	1-5	0-0	2	1	3	0	2	0	0	12
Darian Townes	5-7	0-0	1-4	1	0	11	1	1	1	0	21
Preston Cranford	0-0	0-0	0-0	0	0	0	0	0	0	0	0
Team	1										
Totals	26-52	4-15	9-17	30	13	65	19	15	4	9	200

FG%: 1st Half: 10-26 .385, 2nd Half: 16-26 .615, Game: 26-52 .500; 3FG%: 1st Half: 2-8 .250, 2nd Half: 2-7 .286, Game: 4-15 .267; FT%: 1st Half: 4-4 1.000, 2nd Half: 5-13 .385, Game: 9-17 .529; Deadball Rebounds: 4

SCORE BY PERIODS

Auburn (14-11, 4-6)	29	28	--	57
Arkansas (15-8, 4-5)	26	39	--	65

OFFICIALS-- Rick Crawford, John Goble, Tracy Woodson  
 TECHNICAL FOULS-- none  
 ATTENDANCE-- 17,286 paid (16,952 actual)





2007-08 Outlook  
2007-08 Tigers  
Coaching Staff  
2007-08 Opponents  
2006-07 Review  
Tiger Records  
AU Hoop History  
Tiger Tracks  
Administration

• Game 26 •

Mississippi State 91, Auburn 83  
February 10, 2007  
Beard-Eaves-Memorial Coliseum  
Auburn, Ala.

Charles Rhodes dominated on the inside with 25 points and Jamont Gordon did it from the outside with 19 points and six assists to lead Mississippi State to a season sweep of Auburn with a 91-83 victory in Beard-Eaves-Memorial Coliseum. The Bulldogs shot 54 percent from the field and 40 percent from 3-point range. The Tigers shot 50 percent from the field, but only 38 percent in the second half. Auburn shot 68 percent in the first half en route to a 47-43 halftime lead. Auburn pushed its lead to 57-49 on a Quantez Robertson 3-pointer with 16:57 to play. Mississippi State then went on a 19-4 run to take a 68-61 lead on a Piotr Stelmach 3-pointer with 11:24 left. Stelmach entered the game only 1-of-4 on the season behind the arc. The Tigers trailed only 77-74 with 3:08 left and 87-83 with 35 seconds remaining. Josh Dollard had team-highs of 17 points and eight rebounds. Quan Prowell, Auburn's leading scorer entering the game at 12.4 points, was held to only six points on three shots.

Table with 13 columns: Player, FG, 3FG, FT, R, F, TP, A, T, B, S, M. Rows include Dietric Slater, Charles Rhodes, Richard Delk, etc.

FG%: 1st Half: 17-28 .607, 2nd Half: 16-33 .485, Game: 33-61 .541; 3FG%: 1st Half: 4-10 .400, 2nd Half: 4-10 .400, Game: 8-20 .400; FT%: 1st Half: 5-9 .556, 2nd Half: 12-15 .800, Game: 17-24 .708; Deadball Rebounds: 2

Table with 13 columns: Player, FG, 3FG, FT, R, F, TP, A, T, B, S, M. Rows include Josh Dollard, Korvotney Barber, Frank Tolbert, etc.

FG%: 1st Half: 15-22 .682, 2nd Half: 13-34 .382, Game: 28-56 .500; 3FG%: 1st Half: 3-8 .375, 2nd Half: 4-15 .267, Game: 7-23 .304; FT%: 1st Half: 14-18 .778, 2nd Half: 6-10 .600, Game: 20-28 .714; Deadball Rebounds: 1

SCORE BY PERIODS table with columns 1, 2, F and rows for Mississippi State and Auburn.

OFFICIALS-- Antinio Petty, Tim Clougherty, Mike Nance  
TECHNICAL FOULS-- MSU coach Rick Stansbury (12:52, 1st)  
ATTENDANCE-- 6,251

• Game 27 •

Georgia 86, Auburn 79  
February 17, 2007  
Stegeman Coliseum  
Athens, Ga.

Sundiata Gaines totaled 21 points, nine rebounds and nine assists to lead Georgia to an 86-79 victory over Auburn before 10,314 in Stegeman Coliseum. There were 60 combined fouls and 70 combined free throws, the third most combined free throws in a single game in SEC history. Georgia led by as much as 67-46 with 6:54 left before Auburn went on a 17-5 run to close to within 72-63 with 3:07 remaining. The Bulldogs pushed their lead back to 77-63 with 1:44 left but the Tigers closed to within 83-77 with 16 seconds left. Frank Tolbert led Auburn with 17 points, Rasheem Barrett added 14 and DeWayne Reed 13. Trailing 41-27 at halftime, the Tigers outscored the Bulldogs 52-45. Auburn had 33 fouls and Georgia 27 while the Tigers went 20-of-30 from the foul line compared to the Bulldogs' 29-of-40. The SEC does not keep records for fouls. Auburn had five players foul out in starters Frank Tolbert, Josh Dollard, Quantez Robertson and Korvotney Barber as well as Quan Prowell to Georgia's none. Georgia outshot the Tigers 52 percent to 32 percent from the field in the first half and 54 percent (7-of-13) to 36 percent (5-of-14) from 3-point range to take command.

Table with 13 columns: Player, FG, 3FG, FT, R, F, TP, A, T, B, S, M. Rows include Josh Dollard, Korvotney Barber, Frank Tolbert, etc.

FG%: 1st Half: 9-28 .321, 2nd Half: 15-30 .500, Game: 24-58 .500; 3FG%: 1st Half: 5-14 .357, 2nd Half: 6-14 .429, Game: 11-28 .393; FT%: 1st Half: 4-8 .500, 2nd Half: 16-22 .727, Game: 20-30 .667; Deadball Rebounds: 3

Table with 13 columns: Player, FG, 3FG, FT, R, F, TP, A, T, B, S, M. Rows include Takais Brown, Dave Bliss, Sundiata Gaines, etc.

FG%: 1st Half: 14-27 .519, 2nd Half: 10-25 .400, Game: 24-52 .462; 3FG%: 1st Half: 7-13 .538, 2nd Half: 2-8 .250, Game: 9-21 .429; FT%: 1st Half: 6-9 .667, 2nd Half: 23-31 .742, Game: 29-40 .725; Deadball Rebounds: 4

SCORE BY PERIODS table with columns 1, 2, F and rows for Auburn and Georgia.

OFFICIALS-- J.B. Caldwell, Tim Clougherty, Brian Forte  
TECHNICAL FOULS-- DeWayne Reed, AU (9:07, 2nd); Levi Stukes, UGA (9:07, 2nd); Sundiata Gaines, UGA (3:19, 2nd)  
ATTENDANCE-- 10,314

• Game 28 •

Auburn 67, Arkansas 59  
February 21, 2007  
Beard-Eaves-Memorial Coliseum  
Auburn, Ala.

Frank Tolbert recorded his first career double-double with 18 points and 10 rebounds and Korvotney Barber had his team-leading fifth double-double of the season with 12 points and 14 rebounds to lead Auburn to a 67-59 victory over Arkansas in Beard-Eaves-Memorial Coliseum. Tolbert tied the game with a 3-pointer at 3-3 before Barber's layup gave Auburn the lead for good at 5-3. The Tigers pushed their lead to 15-5, 22-11 and 25-14 with 6:59 left in the half. Arkansas trailed by three and had the ball before a steal by Quan Prowell and a Quantez Robertson layup with 1:10 left. Robertson tipped-in a missed DeWayne Reed jumper just before the buzzer to give Auburn a 32-25 halftime lead and change the momentum. The Tigers led by as much as 39-27 with 16:28 remaining and held the Razorbacks at bay the rest of the way. Arkansas cut it to 59-56 with 1:28 left but the Tigers went 10-of-12 from the foul line from there to secure the win, to break a four-game losing streak. Auburn only shot 36 percent from the field and 4-of-19 from 3-point range but outrebounded Arkansas 43-31, including 18 offensive rebounds. The Hogs shot 40 percent from the floor and were only 3-of-18 from 3-point range. The 15 wins on the season give Auburn its most since 2002-03 and the five SEC wins are the most since 2003-04.

Table with 13 columns: Player, FG, 3FG, FT, R, F, TP, A, T, B, S, M. Rows include Charles Thomas, Sonny Weems, Steven Hill, etc.

FG%: 1st Half: 9-25 .360, 2nd Half: 12-27 .444, Game: 21-52 .404; 3FG%: 1st Half: 0-9 .000, 2nd Half: 3-9 .333, Game: 3-18 .167; FT%: 1st Half: 7-10 .700, 2nd Half: 7-11 .636, Game: 14-21 .667; Deadball Rebounds: 5

Table with 13 columns: Player, FG, 3FG, FT, R, F, TP, A, T, B, S, M. Rows include Josh Dollard, Korvotney Barber, Frank Tolbert, etc.

FG%: 1st Half: 11-34 .324, 2nd Half: 9-22 .409, Game: 20-56 .357; 3FG%: 1st Half: 3-12 .250, 2nd Half: 1-7 .143, Game: 4-19 .211; FT%: 1st Half: 7-10 .700, 2nd Half: 16-21 .762, Game: 23-31 .742; Deadball Rebounds: 3

SCORE BY PERIODS table with columns 1, 2, F and rows for Arkansas and Auburn.

OFFICIALS-- Tom Lopes, Bert Smith, John Hampton  
TECHNICAL FOULS-- none  
ATTENDANCE-- 4,551

• Game 29 •  
 Auburn 86, #25 Alabama 77  
 February 24, 2007  
 Coleman Coliseum  
 Tuscaloosa, Ala.

Korvotney Barber had his second-straight double-double with 17 points and 10 rebounds and Quan Prowell scored 15 of his 17 points in the second half to lead Auburn to a season sweep of No. 25 Alabama in an 86-77 victory before a sold out Coleman Coliseum crowd of 15,316. It was the Tigers' first sweep of the Crimson Tide since 1999 and only their second win in Tuscaloosa in 23 years. It also marked the first time in history that Auburn swept a nationally-ranked Alabama hoops team twice. There were seven ties and four lead changes in the first 11 minutes of the game, but the Tigers took the lead for good on a Quantez Robertson bucket for a 23-21 lead with 8:23 left. That started an 11-2 run that gave Auburn a 32-23 edge with five minutes left in the half. Leading 38-34 at the half, Auburn scored on its first five possessions of the second half to take a 47-36 lead two minutes in. The Tigers gradually pushed their lead to the largest at 68-50 on a Prowell 3-pointer with 7:44 remaining. Alabama went on an 11-0 run to cut it to 68-61 with 4:39 left but a Tolbert layup ended that rally. An Alonzo Gee 3-pointer brought Alabama to within 74-68 with 1:29 left, but the Tigers made 14-of-18 free throws in the final 1:39 to seal the win. Auburn shot 54 percent from the field, 39 percent from 3-point range and 75 percent from the foul line while outrebounding the much taller Tide 32-30. Both teams committed only 12 turnovers. Richard Hendrix led Alabama with 17 points and 13 rebounds. Preseason All-American point guard Ronald Steele only had two points in five minutes while struggling with an injury. The win, which was Auburn's first road win over a ranked team since 2004, tied the Tigers with Alabama for third in the SEC West and left them a game behind first-place Ole Miss and Miss. State with two games to play.

Auburn	FG	3FG	FT	R	F	TP	A	T	B	S	M
Josh Dollard, F	3-5	0-0	4-8	3	5	10	0	0	0	2	23
KorvotneyBarber, F	6-8	0-0	5-8	10	3	17	1	1	1	1	28
Frank Tolbert, G	5-11	0-1	2-2	2	5	12	1	2	0	2	25
DeWayne Reed, G	1-8	0-4	6-6	4	0	8	5	5	0	1	28
Q. Robertson, G	2-3	0-1	4-4	4	2	8	3	2	1	2	34
Kelvin Lewis	2-5	2-4	0-0	0	6	0	0	0	0	0	10
Rasheem Barrett	3-6	2-4	0-0	2	0	8	2	0	0	0	23
Quan Prowell	7-8	3-4	0-0	5	5	17	2	2	1	2	29
Team	2										
Totals	29-54	7-18	21-28	32	20	86	14	12	3	10	200

FG%: 1st Half: 15-29 .517, 2nd Half: 14-25 .560, Game: 29-54 .537; 3FG%: 1st Half: 4-9 .444, 2nd Half: 3-9 .333, Game: 7-18 .389; FT%: 1st Half: 4-6 .667, 2nd Half: 17-22 .773, Game: 21-28 .750; Deadball Rebounds: 3

Alabama	FG	3FG	FT	R	F	TP	A	T	B	S	M
Jerm. Davidson, F	6-8	0-0	1-1	4	2	13	1	1	1	1	24
Richard Hendrix, F	5-9	0-0	7-10	13	3	17	2	1	0	1	30
BrandonHollinger, G	1-4	0-2	0-0	2	4	2	1	1	0	0	20
Alonzo Gee, G	3-10	1-2	5-7	3	2	12	1	3	1	2	28
Ronald Steele, G	0-0	0-0	2-2	0	0	2	0	0	0	0	5
Mykal Riley	5-11	2-7	1-2	0	2	13	0	2	1	3	35
Mikhail Torrance	5-10	2-3	2-2	1	1	14	3	2	0	2	27
Justin Tubbs	0-4	0-4	0-0	1	2	0	0	1	0	1	15
DemetriusJemison	2-3	0-0	0-0	4	3	4	0	1	1	0	16
Team	2										
Totals	27-59	5-18	18-24	30	19	77	8	12	4	10	200

FG%: 1st Half: 13-27 .481, 2nd Half: 14-32 .438, Game: 27-59 .458; 3FG%: 1st Half: 3-11 .273, 2nd Half: 2-7 .286, Game: 5-18 .278; FT%: 1st Half: 5-7 .714, 2nd Half: 13-17 .765, Game: 18-24 .750; Deadball Rebounds: 5

SCORE BY PERIODS	1	2	F
Auburn (16-13, 6-8)	38	48	-- 86
Alabama (19-9, 6-8)	34	43	-- 77

OFFICIALS-- Mike Stuart, Doug Sirmons, Antinio Petty  
 TECHNICAL FOULS-- Richard Hendrix (:37, 2nd)  
 ATTENDANCE-- 15,316 (c)

• Game 30 •  
 Auburn 80, LSU 68  
 February 28, 2007  
 Beard-Eaves-Memorial Coliseum  
 Auburn, Ala.

Auburn went on a 23-6 run two minutes into the second half to earn an 80-68 victory over LSU that vaulted the Tigers into a four-way tie for first place with only one game left. Auburn, Alabama, Ole Miss and Mississippi State are all tied for first with a 7-8 SEC record. Josh Dollard scored a team-high 16 points while Korvotney Barber just missed his third-straight double-double with 14 points and eight rebounds. DeWayne Reed added 12 points and six assists and Quan Prowell 11 points. Associate head coach John Cooper filled in for Tigers head coach Jeff Lebo, who was at home with a stomach virus. Cooper also coached for Lebo in last year's loss at Arkansas when he was sick with the flu. Auburn led 37-32 but Prowell was called for walking with six seconds before the half. LSU's Garrett Temple nailed a 3-pointer at the buzzer to bring LSU to within 37-35 at halftime. LSU scored the first five points of the second half to take a 40-37 lead. Auburn went on the game-deciding 23-6 run over the next 10 minutes to lead 62-48 with 8:52 left. LSU, which was playing without injured leading scorer Glen Davis, never got any closer than nine points the rest of the way. LSU's Tasmin Mitchell scored a career-high 24 points. Auburn shot a season-best 53 percent from 3-point range and had a season-low nine turnovers.

LSU	FG	3FG	FT	R	F	TP	A	T	B	S	M
Tasmin Mitchell, F	10-20	2-4	2-3	7	2	24	2	1	0	0	38
Magnum Rolle, F	4-6	0-0	1-1	1	4	9	0	1	3	2	21
Darnell Lazare, F	3-8	0-0	2-7	8	3	8	1	4	0	1	35
Terry Martin, G	3-7	2-5	0-0	6	3	8	2	4	0	2	34
Garrett Temple, G	4-7	2-4	3-3	6	1	13	4	2	1	0	38
Dameon Mason	1-2	0-0	2-4	4	5	4	1	2	0	0	21
Ben Voogd	0-4	0-1	0-0	0	0	0	0	1	0	0	10
Chris Johnson	1-2	0-0	0-0	1	2	2	0	0	0	0	3
Alex Farrar	0-0	0-0	0-0	0	0	0	0	0	0	0	0+
Team	5										
Totals	26-56	6-14	10-18	38	20	68	10	15	5	5	200

FG%: 1st Half: 14-29 .483, 2nd Half: 12-27 .444, Game: 26-56 .464; 3FG%: 1st Half: 3-5 .600, 2nd Half: 3-9 .333, Game: 6-14 .429; FT%: 1st Half: 4-10 .400, 2nd Half: 6-8 .750, Game: 10-18 .556; Deadball Rebounds: 4

Auburn	FG	3FG	FT	R	F	TP	A	T	B	S	M
Josh Dollard, F	6-11	1-3	3-5	6	4	16	1	0	0	2	25
KorvotneyBarber, F	6-11	0-0	2-7	8	2	14	3	1	1	0	31
Frank Tolbert, G	3-6	2-2	0-0	1	3	8	1	0	0	1	19
DeWayne Reed, G	2-3	1-1	7-10	0	1	12	6	2	0	2	31
Q. Robertson, G	2-6	1-2	1-1	5	2	6	2	2	0	2	35
Archie Miaway	0-0	0-0	0-0	0	0	0	1	0	0	0	5
Kelvin Lewis	1-2	0-1	3-3	0	5	0	0	0	1	7	7
Rasheem Barrett	3-7	2-3	0-0	2	5	8	3	3	0	2	24
Quan Prowell	4-8	1-3	2-2	3	2	11	0	1	0	1	23
Team	5										
Totals	27-54	8-15	18-28	30	19	80	17	9	1	11	200

FG%: 1st Half: 13-28 .464, 2nd Half: 14-26 .538, Game: 27-54 .500; 3FG%: 1st Half: 5-10 .500, 2nd Half: 3-5 .600, Game: 8-15 .533; FT%: 1st Half: 6-10 .600, 2nd Half: 12-18 .667, Game: 18-28 .643; Deadball Rebounds: 3

SCORE BY PERIODS	1	2	F
LSU (15-14, 4-11)	35	33	-- 68
Auburn (17-13, 7-8)	37	43	-- 80

OFFICIALS-- Jim Burr, Bert Smith, Everett Summers  
 TECHNICAL FOULS-- none  
 ATTENDANCE-- 6,551

• Game 31 •  
 Ole Miss 83, Auburn 79  
 March 3, 2007  
 Tad Smith Coliseum  
 Oxford, Miss.

Auburn had the ball up 77-74 with 45 seconds to play but had two-straight costly turnovers and lost the Western Division title and the game, 83-79, to Ole Miss in Tad Smith Coliseum. Quan Prowell, who had a career-high 26 points including 20 in the second half, tried to feed Frank Tolbert for a layup but the wild pass was picked off by senior Bam Doyne. Senior Clarence Sanders tied the game at 77 with a 3-pointer with 39 seconds to play. After the inbound pass, freshman DeWayne Reed had his pocket picked by senior Todd Abernethy who fed it to Jerney Parnell for a layup and a 79-77 Ole Miss lead with 33 seconds left. Josh Dollard, who had a season-high 21 points and 10 rebounds, tied it at 79 on an offensive putback with 26 seconds remaining. Rasheem Barrett was called for a blocking foul with 3 seconds left and Doyne sank both foul shots for an 81-79 lead. Auburn was not in the one-and-one situation so Ole Miss fouled Reed at midcourt with 0.7 seconds left. The Tigers ran a near-perfect inbound play from halfcourt but Barrett's pass to Prowell barely hit off the rim. Auburn led by as much as 20-11 six minutes into the game and were behind by as much as 45-37 before trailing at the half 45-41. The Rebels again pushed its lead to 51-43 but Prowell went through a stretch where he scored 16 of Auburn's 22 points to give Auburn a 75-71 lead with 1:48 to play. Without a senior on the team, Auburn was playing for a Western Division title in the regular season finale for the first time since 2003. Auburn, Ole Miss, Mississippi State and Alabama all entered the final game tied for the lead at 7-8 with all four teams playing each other. The Tigers had 13 second half fouls to only six for the Rebels.

Auburn	FG	3FG	FT	R	F	TP	A	T	B	S	M
Josh Dollard, F	8-15	1-2	4-4	10	2	21	5	1	0	1	32
KorvotneyBarber, F	3-9	0-0	1-2	5	3	7	1	2	0	0	21
Frank Tolbert, G	4-11	2-5	3-4	4	5	13	0	4	0	1	32
DeWayne Reed, G	1-6	0-1	0-0	5	2	2	2	4	0	1	26
Q. Robertson, G	1-2	0-0	0-0	2	5	2	2	4	0	3	30
Kelvin Lewis	0-0	0-0	0-0	1	2	0	0	1	0	0	3
Rasheem Barrett	1-5	0-2	6-8	2	2	8	3	2	0	3	28
Quan Prowell	10-14	5-6	1-1	5	3	26	1	4	0	0	27
Team	8										
Totals	28-62	8-17	15-19	42	24	79	16	21	0	6	200

FG%: 1st Half: 13-28 .464, 2nd Half: 15-34 .441, Game: 28-62 .452; 3FG%: 1st Half: 4-8 .500, 2nd Half: 4-9 .444, Game: 8-17 .471; FT%: 1st Half: 11-15 .733, 2nd Half: 4-4 1.000, Game: 15-19 .789; Deadball Rebounds: 2

Ole Miss	FG	3FG	FT	R	F	TP	A	T	B	S	M
Dwayne Curtis, F	4-6	0-0	1-4	7	2	9	1	1	0	2	25
Kenny Williams, F	4-6	0-0	1-1	4	1	9	1	2	2	1	29
Todd Abernethy, G	6-13	1-4	2-2	3	1	15	8	3	0	3	38
Clarence Sanders, G	7-16	4-10	0-0	1	1	18	0	0	1	0	34
Bam Doyne, G	4-10	3-7	8-12	5	2	19	0	0	0	1	34
Brian Smith	0-1	0-1	1-2	0	1	1	2	1	0	0	6
Eniel Polynice	2-6	0-1	2-2	4	3	6	5	2	0	2	19
Jerney Parnell	2-4	0-0	2-4	5	4	6	1	1	0	1	14
Team	4										
Totals	29-62	8-23	17-27	33	15	83	18	10	3	10	200

FG%: 1st Half: 17-35 .486, 2nd Half: 12-27 .444, Game: 29-62 .468; 3FG%: 1st Half: 5-16 .313, 2nd Half: 3-7 .429, Game: 8-23 .348; FT%: 1st Half: 6-10 .600, 2nd Half: 11-17 .647, Game: 17-27 .630; Deadball Rebounds: 4

SCORE BY PERIODS	1	2	F
Auburn (17-14, 7-9)	41	38	-- 79
Ole Miss (19-11, 8-8)	45	38	-- 83

OFFICIALS-- Mike Stuart, Mike Nance, John Goble  
 TECHNICAL FOULS-- none  
 ATTENDANCE-- 8,116



**• Game 32 •**  
**Georgia 80, Auburn 65**  
**March 8, 2007**  
**SEC Tournament First Round**  
**Georgia Dome • Atlanta, Ga.**

Levi Stukes had 22 points and Takais Brown 19 points and 13 rebounds to lead Georgia to an 80-65 victory over Auburn in the SEC Tournament first round in the Georgia Dome. Stukes scored 14 of his team's first 25 points making 4-of-6 three-pointers during the spurt. He made two-straight treys that started a 10-0 Georgia run for a 29-19 lead with 9:05 left in the first half. Auburn had jumped out to a 10-3 lead to start the game. When Auburn started focusing on Stukes, his teammates picked up the slack. Brown made 9-of-13 shots from the field, most of them with power moves on the inside, and matched his career high with 13 rebounds. After leading 41-31 at the half, the Bulldogs put the game away by scoring 10 of the first 12 points after the break for a 51-33 lead with 16:45 remaining. Josh Dollard led Auburn with 13 points and a career-high 14 rebounds. Stukes finished 6-of-11 from 3-point range as Georgia made 10-of-24 from behind the arc, including a torrid 7-of-14 in the first half. The Tigers committed 21 turnovers and only shot 24 percent (6-of-25) from 3-point range.

Georgia	FG	3FG	FT	R	F	TP	A	T	B	S	M
Takais Brown, F	9-13	0-0	1-3	13	1	19	1	2	0	1	35
Dave Bliss, F	0-3	0-0	0-0	5	0	0	14	0	0	1	0
Sundiata Gaines, G	3-10	0-3	5-11	7	0	11	9	4	9	2	37
Levi Stukes, G	7-16	6-11	2-4	3	2	22	3	2	0	2	37
Billy Humphrey, G	3-9	2-6	3-4	3	2	11	4	2	1	5	29
Steve Newman	1-4	0-1	0-0	3	4	2	0	1	0	1	17
Corey Butler	0-0	0-0	0-0	0	0	0	0	0	0	0	0+
Terrance Woodbury	5-8	2-3	1-1	1	0	13	0	1	0	1	17
Rashaad Singleton	1-3	0-0	0-0	3	2	2	0	2	1	1	14
Team						2					
Totals	29-66	10-24	12-23	40	11	80	17	14	3	13	200

FG%: 1st Half: 15-34 .441, 2nd Half: 14-32 .438, Game: 29-66 .439; 3FG%: 1st Half: 7-14 .500, 2nd Half: 3-10 .300, Game: 10-24 .417; FT%: 1st Half: 4-9 .444, 2nd Half: 8-14 .571, Game: 12-23 .522; Deadball Rebounds: 7

Auburn	FG	3FG	FT	R	F	TP	A	T	B	S	M
Josh Dollard, F	5-11	3-4	0-3	14	1	13	3	2	2	3	34
Korvotney Barber, F	5-7	0-0	0-2	4	4	10	0	2	2	0	20
Frank Tolbert, G	4-8	1-3	2-4	5	3	11	0	5	0	0	27
DeWayne Reed, G	2-5	1-4	0-0	1	4	5	2	3	0	0	20
Q. Robertson, G	4-11	1-6	1-1	2	2	10	4	3	0	2	37
Archie Miaway	1-1	0-0	0-0	2	2	2	0	0	0	0	5
Kelvin Lewis	0-2	0-1	0-0	0	0	0	0	0	0	0	4
Rasheem Barrett	2-13	0-7	0-0	5	1	4	4	3	1	1	29
Quan Prowell	4-5	0-0	2-2	5	3	10	0	3	0	0	24
Team						2					
Totals	27-63	6-25	5-12	40	20	65	13	21	5	6	200

FG%: 1st Half: 13-26 .500, 2nd Half: 14-37 .378, Game: 27-63 .429; 3FG%: 1st Half: 2-9 .222, 2nd Half: 4-16 .250, Game: 6-25 .240; FT%: 1st Half: 3-4 .750, 2nd Half: 2-8 .250, Game: 5-12 .417; Deadball Rebounds: 4

SCORE BY PERIODS	1	2	F	
Georgia (18-12, 8-8)	41	39	--	80
Auburn (17-15, 7-9)	31	34	--	65

OFFICIALS-- Mike Stuart, Tom Eades, Anthony Jordan  
 TECHNICAL FOULS-- AU Bench (17:47, 2nd)  
 ATTENDANCE-- 14,574





# 2006-07 Stats

17-15 Overall (Home 15-5, Away 2-7, Neutral 0-3)

Player	G-GS	Min.-Avg.	FG-FGA	Pct.	FG-FGA	3-POINT			Pct.	OFF	DEF	REBOUNDS					PTS	Avg.	
						Pct.	FT-FTA	Pct.				TOT	Avg.	PF-FO	AT	TO			BS
Josh Dollard	26-23	688-26.5	125-255	.490	18-55	.327	58-85	.682	46	135	181	7.0	79-4	45	64	15	31	326	12.5
Quan Prowell	21-9	590-28.1	92-184	.500	35-81	.432	32-42	.762	32	80	112	5.3	65-5	25	52	15	20	251	12.0
Frank Tolbert	32-28	903-28.2	128-268	.478	38-101	.376	83-116	.716	62	93	155	4.8	118-8	49	73	20	42	377	11.8
Vot Barber	32-29	817-25.5	148-244	.607	0-0	.000	64-146	.438	87	125	212	6.6	92-3	35	71	55	15	360	11.3
Rasheem Barrett	32-24	946-29.6	132-349	.378	46-155	.297	41-61	.672	38	87	125	3.9	57-2	73	66	6	36	351	11.0
Q. Robertson	32-32	1080-33.8	93-210	.443	30-98	.306	45-62	.726	27	97	124	3.9	83-3	163	72	6	55	261	8.2
DeWayne Reed	31-13	607-19.6	53-151	.351	27-81	.333	35-47	.745	9	45	54	1.7	59-1	93	78	6	41	168	5.4
Archie Miaway	29-2	332-11.4	30-86	.349	24-73	.329	19-34	.559	11	17	28	1.0	19-0	17	16	3	18	103	3.6
Kelvin Lewis	21-0	179-8.5	21-71	.296	14-48	.292	15-19	.789	4	9	13	0.6	13-0	11	11	0	4	71	3.4
Lucas Hargrove	17-0	171-10.1	16-33	.485	1-6	.167	10-20	.500	11	23	34	2.0	13-0	15	11	2	5	43	2.5
Matt Heramb	13-0	95-7.3	10-19	.526	2-3	.667	1-5	.200	2	15	17	1.3	11-0	6	7	2	2	23	1.8
Adam Luquire	4-0	11-2.8	2-5	.400	0-0	.000	0-0	.000	1	1	2	0.5	4-0	0	3	0	0	4	1.0
Drew Smith	5-0	5-1.0	1-1	1.000	0-0	.000	0-0	.000	0	1	1	0.2	0-0	0	2	0	1	2	0.4
Ryan Brooks	2-0	1-0.5	0-0	.000	0-0	.000	0-2	.000	0	0	0	0.0	0-0	0	0	0	0	0	0.0
TEAM									62	44	106	3.3	0						
AUBURN	32	6425	851-1876	.454	235-701	.335	403-639	.631	392	772	1164	36.4	613-26	532	526	130	270	2340	73.1
OPPONENTS	32	6424	827-1853	.446	253-678	.373	400-624	.641	382	758	1140	35.6	574-	459	513	106	252	2307	72.1

Score by Halves	1	2	OT	Total
AUBURN	1084	1242	14	2340
Opponents	1119	1179	9	2307

7-9 SEC (Home 5-3, Away 2-6)

Player	G-GS	Min.-Avg.	FG-FGA	Pct.	FG-FGA	3-POINT			Pct.	OFF	DEF	REBOUNDS					PTS	Avg.	
						Pct.	FT-FTA	Pct.				TOT	Avg.	PF-FO	AT	TO			BS
Josh Dollard	16-16	415-25.9	79-162	.488	12-32	.375	39-55	.709	23	75	98	6.1	55-3	19	33	10	19	209	13.1
Quan Prowell	16-8	458-28.6	70-141	.496	27-61	.443	24-31	.774	23	58	81	5.1	46-4	22	42	11	18	191	11.9
Frank Tolbert	16-12	462-28.9	60-133	.451	20-52	.385	46-63	.730	28	37	65	4.1	56-4	23	30	6	23	186	11.6
Rasheem Barrett	16-11	452-28.3	58-154	.377	23-61	.377	23-34	.676	15	33	48	3.0	35-2	35	24	2	19	162	10.1
Vot Barber	16-13	405-25.3	61-111	.550	0-0	.000	25-57	.439	35	66	101	6.3	43-1	21	20	15	4	147	9.2
Q. Robertson	16-16	535-33.4	46-103	.447	14-40	.350	25-33	.758	12	41	53	3.3	37-2	80	39	3	22	131	8.2
DeWayne Reed	15-4	264-17.6	15-56	.268	8-27	.296	21-27	.778	5	17	22	1.5	21-0	33	36	2	13	59	3.9
Kelvin Lewis	15-0	118-7.9	16-53	.302	11-36	.306	12-13	.923	3	5	8	0.5	9-0	4	7	0	3	55	3.7
Archie Miaway	13-0	75-5.8	5-17	.294	3-15	.200	7-10	.700	5	5	10	0.8	4-0	4	6	0	3	20	1.5
Lucas Hargrove	5-0	14-2.8	1-2	.500	0-0	.000	2-2	1.000	2	2	4	0.8	3-0	3	2	0	0	4	0.8
Adam Luquire	1-0	0-0.0	0-0	.000	0-0	.000	0-0	.000	0	0	0	0.0	0-0	0	0	0	0	0	0.0
Drew Smith	2-0	0-0.0	0-0	.000	0-0	.000	0-0	.000	0	0	0	0.0	0-0	0	0	0	0	0	0.0
Matt Heramb	2-0	2-1.0	0-0	.000	0-0	.000	0-0	.000	0	2	2	1.0	0-0	0	0	0	0	0	0.0
Ryan Brooks	1-0	0-0.0	0-0	.000	0-0	.000	0-0	.000	0	0	0	0.0	0-0	0	0	0	0	0	0.0
TEAM									42	28	70	4.4	0						
AUBURN	16	3200	411-932	.441	118-324	.364	224-325	.689	193	369	562	35.1	309-16	244	239	49	124	1164	72.8
OPPONENTS	16	3199	432-922	.469	129-330	.391	222-338	.657	183	386	569	35.6	277-6	238	223	72	124	1215	75.9

## SEC TOURNAMENT STATISTICS

Player	G-GS	Min.-Avg.	FG-FGA	Pct.	FG-FGA	3-POINT			Pct.	OFF	DEF	REBOUNDS					PTS	Avg.	
						Pct.	FT-FTA	Pct.				TOT	Avg.	PF-FO	AT	TO			BS
Josh Dollard	1-1	34-34.0	5-11	.455	3-4	.750	0-3	.000	2	12	14	14.0	1-0	3	2	2	3	13	13.0
Vot Barber	1-1	20-20.0	5-7	.714	0-0	.000	0-2	.000	2	2	4	4.0	4-0	0	2	2	0	10	10.0
Frank Tolbert	1-1	27-27.0	4-8	.500	1-3	.333	2-4	.500	2	3	5	5.0	3-0	0	5	0	0	11	11.0
DeWayne Reed	1-1	20-20.0	2-5	.400	1-4	.250	0-0	.000	0	1	1	1.0	4-0	2	3	0	0	5	5.0
Q. Robertson	1-1	37-37.0	4-11	.364	1-6	.167	1-1	1.000	1	1	2	2.0	2-0	4	3	0	2	10	10.0
Archie Miaway	1-0	5-5.0	1-1	1.000	0-0	.000	0-0	.000	2	0	2	2.0	2-0	0	0	0	0	2	2.0
Kelvin Lewis	1-0	4-4.0	0-2	.000	0-1	.000	0-0	.000	0	0	0	0.0	0-0	0	0	0	0	0	0.0
Rasheem Barrett	1-0	29-29.0	2-13	.154	0-7	.000	0-0	.000	2	3	5	5.0	1-0	4	3	1	1	4	4.0
Quan Prowell	1-0	24-24.0	4-5	.800	0-0	.000	2-2	1.000	2	3	5	5.0	3-0	0	3	0	0	10	10.0
TEAM									1	1	2	2.0	0						
AUBURN	1	200	27-63	.429	6-25	.240	5-12	.417	14	26	40	40.0	20	13	21	5	6	65	65.0
OPPONENTS	1	200	29-66	.439	10-24	.417	12-23	.522	15	25	40	40.0	11	17	14	3	13	80	80.0



# 2006-07 SEASON

## 2006-07 Scoreboard (17-15 Overall, 7-9 SEC)

Date	Opponent	W/L	AU-Opp.	Att.	Scoring Leaders	Rebounding Leaders
11-10	Troy	W	71-68	4,400	Tolbert 14, Barber 13, Robertson 12	Barber 16, Barrett 9, Tolbert 8
11-17	Winston-Salem State	W	95-62	3,213	Tolbert 21, Barber 14, Barrett 13	Barrett 6, Hargrove 6, Heramb 6
11-19	(1) East Tennessee State	W	64-58	2,215	Barrett 15, Barber 14, Tolbert 8	Barber 8, Tolbert 8, Barrett 6
11-21	(1) Miles College	W	79-58	2,818	Barrett 19, Tolbert 18, Barber 13	Barber 14, Robertson 6, Hargrove 6
11-24	(2) Oklahoma State	L	65-66	1,200	Barber 19, Robertson 14, Tolbert 13	Barber 9, Tolbert 8, Robertson 5
11-25	(2) Wisconsin (#7)	L	63-77	1,100	Reed 17, Tolbert 12, Barber 10	Robertson 8, Tolbert 6, Barrett 5
11-28	Nicholls State	W (OT)	92-87	3,244	Barber 21, Barrett 21, Dollard 13	Barber 10, Barrett 7, Dollard 5
11-30	Louisiana-Monroe	W	81-60	3,069	Barrett 14, Tolbert 14, Barber 13	Tolbert 8, Dollard 6, Robertson 5
12-3	Pittsburgh (#2)	L	66-74	6,544	Barber 19, Dollard 14, Tolbert 9	Dollard 12, Tolbert 6, Robertson 5
12-6	South Alabama	W	82-71	3,175	Barrett 20, Robertson 15, Miaway 15	Dollard 12, Barber 6, Tolbert 6
12-16	Wofford	W	86-76	3,433	Barrett 18, Dollard 16, Tolbert 15	Barber 8, Robertson 8, Tolbert 7
12-19	Tennessee State	W	86-59	3,437	Barber 17, Dollard 16, Tolbert 12	Dollard 11, Barber 9
12-22	Texas A&M (#13)	L	58-87	6,781	Prowell 20, Dollard 12, Barber 8	Dollard 7, Tolbert 7, Prowell 6
12-30	Charleston Southern	W	69-53	3,012	Prowell 19, Dollard 10, Barrett 10	Prowell 8, Dollard 7, Tolbert 5
1-2	at Southern Miss	L	54-56	4,457	Tolbert 11, Reed 11, Barber 9	Prowell 9, Barber 6, Barrett 6
1-6	Vanderbilt	W	68-65	6,088	Barrett 22, Barrett 12, Dollard 12	Dollard 7, Robertson 6
1-10	at Kentucky	L	57-84	23,856	Lewis 14, Tolbert 11, Prowell 8	Prowell 11, Barber 6, Dollard 6
1-13	at LSU (#13)	L	63-65	9,755	Barrett 18, Prowell 12, Dollard 11	Tolbert 5, Dollard 4, Prowell 4
1-17	Tennessee (#22)	W	83-80	8,271	Tolbert 24, Prowell 21, Barrett 11	Dollard 9, Barrett 8, Prowell 8
1-20	at Mississippi State	L	76-87	9,475	Dollard 19, Prowell 12, Barrett 10	Prowell 10, Dollard 8, Barrett 5
1-23	Alabama (#12)	W	81-57	10,500 (c)	Barber 18, Tolbert 17, Dollard 16	Prowell 10, Barber 6, Dollard 6
1-27	Florida (#1)	L	66-91	11,700 (c)	Robertson 17, Prowell 15, Barrett 12	Dollard 9, Barber 5, Prowell 4
1-31	at South Carolina	W	80-75	12,606	Barber 16, Prowell 15, Barrett 12	Barber 11, Dollard 5, Tolbert 5
2-3	Ole Miss	L	59-82	6,945	Dollard 13, Robertson 12, Barrett 10	Barber 9, Prowell 7, Tolbert 7
2-7	at Arkansas	L	57-65	17,286	Dollard 15, Barber 10, Tolbert 10	Dollard 6, Tolbert 6, Barber 5
2-10	Mississippi State	L	83-91	6,251	Dollard 17, Barrett 15, Tolbert 14	Dollard 8, Barber 4, Robertson 4
2-17	at Georgia	L	79-86	10,314	Tolbert 17, Barrett 14, Reed 13	Dollard 5, Barber 4, Robertson 4
2-21	Arkansas	W	67-59	4,551	Dollard 18, Tolbert 18, Barber 12	Barber 14, Tolbert 10, Robertson 5
2-24	at Alabama (#25)	W	86-77	15,316	Barber 17, Prowell 17, Tolbert 12	Barber 10, Prowell 5, Reed 4
2-28	LSU	W	80-68	6,561	Dollard 16, Barber 14, Reed 12	Barber 8, Dollard 6, Robertson 5
3-3	at Ole Miss	L	79-83	8,116	Prowell 26, Dollard 21, Tolbert 13	Dollard 10, Barber 5, Prowell 5
3-8	(3) Georgia	L	65-80	14,574	Dollard 13, Tolbert 11, Barber 10	Dollard 14, Barrett 5, Tolbert 5

- (1) South Padre Invitational, Auburn, AL
- (2) South Padre Invitational, South Padre Island, TX
- (3) SEC Tournament, Atlanta GA (Georgia Dome)



2007-08 Outlook  
 2007-08 Tigers  
 Coaching Staff  
 2007-08 Opponents  
 2006-07 Review  
 Tiger Records  
 AU Hoop History  
 Tiger Tracks  
 Administration

# 2006-07 Game-by-Game Stats

## Individual Statistics (Points-Rebounds-Assists)

Opponent	Result	S	ATT.	Tolbert	Miaway	Dollard	Reed	Barrett	Robertson	Prowell	Barber	
Troy	W	71-68	H	4,400	14-8-1	7-2-0	DNP	0-4-7	11-9-1	12-6-8	DNP	13-16-0
Winston-Salem St.	W	95-62	H	3,213	21-5-0	9-4-1	DNP	10-3-3	13-6-1	11-4-9	DNP	14-5-5
(1) East Tennessee St.	W	64-58	H	2,215	8-8-4	4-2-0	DNP	8-2-3	15-6-2	8-3-5	DNP	14-8-1
(1) Miles College	W	79-58	H	2,818	18-4-2	0-1-1	DNP	6-3-5	19-5-4	6-6-3	DNP	13-14-2
(2) Oklahoma State	L	65-66	N	1,200	13-8-4	0-0-1	DNP	7-2-2	10-3-2	14-5-3	DNP	19-9-0
(2) Wisconsin (#7)	L	63-77	N	1,100	12-6-2	3-2-0	DNP	17-3-7	10-5-0	9-8-2	DNP	10-1-0
Nicholls State	W(OT)	92-87	H	3,244	12-1-0	7-1-4	13-5-2	10-4-9	21-7-4	8-5-6	DNP	21-10-1
Louisiana-Monroe	W	81-60	H	3,069	14-8-0	9-2-1	11-6-1	10-3-5	14-2-5	10-5-9	DNP	13-3-1
Pittsburgh (#2)	L	66-74	H	6,544	9-6-0	6-0-0	14-12-3	7-2-1	6-3-3	5-5-5	DNP	19-4-0
South Alabama	W	82-71	H	3,175	8-6-3	15-0-0	7-12-4	5-0-1	20-4-2	15-5-5	DNP	12-6-0
Wofford	W	86-76	H	3,433	15-7-3	0-0-1	16-6-3	3-1-5	18-6-2	14-8-8	DNP	13-8-1
Tennessee State	W	86-59	H	3,437	12-2-2	6-1-2	16-11-7	8-3-5	9-3-3	0-2-3	6-3-0	17-9-1
Texas A&M (#13)	L	58-87	H	6,781	5-7-1	6-0-0	12-7-0	2-0-1	5-2-2	0-3-6	20-6-1	8-4-1
Charleston Southern	W	69-53	H	3,012	8-5-2	6-2-0	10-7-3	0-0-2	10-5-3	2-4-5	19-8-2	8-4-1
at Southern Miss	L	54-56	A	4,457	11-4-2	3-0-2	5-3-0	11-1-2	4-6-0	6-0-2	5-9-0	9-6-0
Vanderbilt	W	68-65	H	6,088	9-3-5	0-1-1	12-7-2	0-2-1	22-4-4	6-6-6	7-1-1	12-4-2
at Kentucky	L	57-84	A	23,856	11-2-1	1-0-1	5-6-0	3-4-2	5-3-1	6-4-4	8-11-1	4-6-0
at LSU (#13)	L	63-65	A	9,755	7-5-0	DNP	11-4-0	1-1-2	18-4-1	7-2-4	12-4-0	0-0-0
Tennessee (#22)	W	83-80	H	8,271	24-5-1	0-0-0	7-9-0	0-0-1	11-8-3	9-3-7	21-8-1	6-7-3
at Mississippi State	L	76-87	A	9,475	8-4-1	3-5-0	19-8-1	6-1-1	10-5-4	5-3-8	12-10-2	10-3-2
Alabama (#12)	W	81-57	H	10,500	17-2-1	0-0-0	16-6-1	0-0-4	9-3-2	7-3-10	14-10-4	18-6-0
Florida (#1)	L	66-91	H	11,700	2-3-2	0-0-0	11-9-1	0-0-1	12-3-2	17-1-5	15-4-1	6-5-1
at South Carolina	W	80-75	A	12,606	7-5-0	2-1-0	11-5-1	6-1-3	12-3-4	11-4-7	15-3-2	16-11-2
Ole Miss	L	59-82	H	6,945	9-7-1	3-0-0	13-6-0	0-1-0	10-0-4	12-2-3	10-7-3	2-9-1
at Arkansas	L	57-65	A	17,286	10-6-5	0-0-1	15-6-1	2-0-1	0-2-0	10-1-3	10-3-2	10-5-1
Mississippi State	L	83-91	H	6,251	14-3-3	10-1-0	17-8-3	DNP	15-3-1	13-4-6	6-2-1	5-4-0
at Georgia	L	79-86	A	10,314	17-3-0	0-1-0	7-5-1	13-0-2	14-2-0	5-4-6	4-2-0	8-4-1
Arkansas	W	67-59	H	4,551	18-10-1	1-1-0	18-0-2	6-3-2	0-2-1	7-5-2	3-3-1	12-14-3
at Alabama (#25)	W	86-77	A	15,316	12-2-1	DNP	10-3-0	8-4-5	8-2-2	8-4-3	17-5-2	17-10-1
LSU	W	80-68	H	6,551	8-1-1	0-0-1	16-6-1	12-0-6	8-2-3	6-5-2	11-3-0	14-8-3
at Ole Miss	L	79-83	A	8,116	13-4-0	DNP	21-10-5	2-5-2	8-2-3	2-2-4	26-5-1	7-5-1
(3) Georgia	L	65-80	N	14,574	11-5-0	2-2-0	13-14-3	5-1-2	4-5-4	10-2-4	10-5-0	10-4-0

(1) South Padre Invitational, Auburn, AL; (2) South Padre Inv., South Padre Island, TX; (3) SEC Tournament, Atlanta GA (Georgia Dome)

## 2006-07 Game-by-Game Team Statistics

	PTS	FG-A	Pct.	3FG-A	Pct.	FT-A	Pct.	0-D-TOT	PF	A	TO	BK	STL
Troy	68	26-68	.382	9-32	.281	7-11	.636	7-31-38	16	13	9	4	8
at Auburn	71	28-69	.406	9-32	.281	6-15	.400	16-38-54	13	19	15	1	4
Winston-Salem St.	62	23-69	.333	3-15	.200	13-19	.684	20-16-36	23	9	21	1	13
at Auburn	95	33-57	.579	10-21	.476	19-28	.679	11-31-42	20	25	22	11	13
East Tennessee St.	58	18-50	.360	9-18	.500	13-20	.650	11-27-38	25	12	28	3	8
at Auburn (1)	64	21-55	.382	7-21	.333	15-27	.556	9-26-35	20	18	19	8	10
Miles College	58	21-68	.309	10-30	.333	6-8	.750	18-25-43	25	10	23	0	8
at Auburn (1)	79	28-59	.475	6-22	.273	17-30	.567	13-30-43	14	19	22	5	15
Oklahoma State	66	27-51	.529	6-18	.333	6-11	.545	13-28-41	13	19	21	2	4
vs. Auburn (2)	65	29-65	.446	5-24	.208	2-7	.286	13-17-30	15	12	15	4	13
Auburn	63	23-47	.489	6-15	.400	11-19	.579	10-19-29	28	11	19	5	5
vs. Wisconsin (#7) (2)	77	26-56	.464	6-12	.500	19-30	.633	16-19-35	17	17	12	1	6
Nicholls State	87	31-62	.500	13-25	.520	12-17	.706	10-24-34	20	20	24	2	12
at Auburn	92	35-71	.493	5-25	.200	17-26	.654	18-22-40	19	27	19	5	17
Louisiana-Monroe	60	19-53	.358	7-29	.241	15-21	.714	11-18-29	17	10	21	2	5
at Auburn	81	31-54	.574	11-23	.478	8-17	.471	10-27-37	20	24	22	5	11
Pittsburgh (#2)	74	28-59	.475	8-20	.400	10-19	.526	16-60-46	21	16	18	3	5
at Auburn	66	25-61	.410	3-20	.150	13-23	.565	13-21-34	21	12	14	6	7



	PTS	FG-A	Pct.	3FG-A	Pct.	FT-A	Pct.	0-D-TOT	PF	A	TO	BK	STL
South Alabama	71	29-65	.446	10-29	.345	3-4	.750	9-18-27	20	17	16	4	12
at Auburn	82	29-52	.558	9-19	.474	15-21	.714	8-28-36	14	15	22	5	3
Wofford	76	28-60	.467	12-31	.387	8-10	.800	7-14-21	14	15	8	3	9
at Auburn	86	34-59	.576	11-22	.500	7-9	.778	12-27-39	15	24	15	2	4
Tennessee State	59	19-56	.339	6-18	.333	15-26	.577	14-28-42	20	8	21	2	3
at Auburn	86	32-66	.485	11-34	.324	11-19	.579	12-29-41	22	26	11	10	10
Texas A&M (#13)	87	32-56	.571	6-13	.462	17-27	.630	16-24-40	21	16	15	1	9
at Auburn	58	19-57	.333	6-32	.188	14-24	.583	18-15-33	22	13	16	1	9
Charleston Southern	53	17-41	.415	6-21	.286	13-21	.619	6-22-28	17	11	20	2	6
at Auburn	69	26-63	.413	7-25	.280	10-19	.526	17-22-39	20	21	13	4	11
Auburn	54	20-46	.435	5-17	.294	9-18	.500	6-25-31	21	9	22	4	8
at Southern Miss	56	22-51	.431	3-13	.231	9-19	.474	10-23-33	17	10	19	1	7
Vanderbilt	65	22-58	.379	12-26	.462	9-17	.529	17-26-43	10	14	16	0	8
at Auburn	68	26-58	.448	14-28	.500	2-5	.400	8-23-31	15	23	14	7	4
Auburn	57	19-68	.279	9-33	.273	10-17	.588	20-18-38	24	10	16	0	9
at Kentucky	84	28-50	.560	7-18	.389	21-33	.636	10-31-41	16	19	19	7	6
Auburn	63	22-56	.393	5-18	.278	14-16	.875	12-20-32	17	7	13	5	5
at LSU (#13)	65	23-56	.411	8-19	.421	11-19	.579	19-24-43	15	12	18	7	4
Tennessee (#22)	80	31-68	.456	11-27	.407	7-15	.467	12-25-37	23	13	14	6	9
at Auburn	83	28-62	.452	7-18	.389	20-28	.714	14-29-43	16	17	18	5	9
Auburn	87	28-76	.368	11-29	.379	9-13	.692	19-25-44	18	20	14	4	6
at Mississippi State	76	28-61	.459	9-25	.360	22-26	.846	11-33-44	11	20	15	6	8
Alabama (#12)	57	23-60	.383	5-19	.263	6-9	.667	12-20-32	13	6	17	4	8
at Auburn	81	34-59	.576	6-13	.462	7-12	.583	8-27-35	13	22	13	6	12
Florida (#1)	91	29-50	.580	9-14	.643	24-35	.686	10-27-37	17	18	8	4	7
at Auburn	66	27-58	.466	1-13	.077	11-20	.550	9-18-27	21	13	10	1	4
Auburn	80	28-49	.571	8-16	.500	16-26	.615	11-27-38	15	19	14	3	3
at South Carolina	75	26-62	.468	13-31	.419	4-5	.800	5-14-19	19	18	5	5	9
Ole Miss	82	33-63	.524	12-22	.545	4-8	.500	10-24-34	15	19	17	3	11
at Auburn	59	21-54	.389	6-19	.316	11-16	.688	10-24-34	14	12	25	3	7
Auburn	57	22-52	.423	6-17	.353	7-8	.875	7-22-29	19	15	19	2	9
at Arkansas	65	26-52	.500	4-15	.267	9-17	.529	7-23-30	13	19	15	4	9
Mississippi State	91	33-61	.541	8-20	.400	17-24	.708	11-23-34	22	15	16	4	5
at Auburn	83	28-56	.500	7-23	.304	20-28	.714	8-22-30	20	14	16	4	11
Auburn	79	24-58	.414	11-28	.393	20-30	.667	15-18-33	33	13	11	3	9
at Georgia	86	24-52	.462	9-21	.429	29-40	.725	17-26-43	27	18	13	5	6
Arkansas	59	21-52	.404	3-18	.167	14-21	.667	8-23-31	22	11	13	5	9
at Auburn	67	20-56	.357	4-19	.211	23-31	.742	18-25-43	21	12	14	2	9
Auburn	86	29-54	.537	7-18	.389	21-28	.750	13-19-32	20	14	12	3	10
at Alabama (#25)	77	27-59	.458	5-18	.278	18-24	.750	14-16-30	19	8	12	4	10
LSU	68	26-56	.464	6-14	.429	10-18	.556	12-26-38	20	10	15	5	5
at Auburn	80	27-54	.500	8-15	.533	18-28	.643	8-22-30	19	17	9	1	11
Auburn	79	28-62	.452	8-17	.471	15-19	.789	12-30-42	24	16	21	0	6
at Ole Miss	83	29-62	.468	8-23	.348	17-27	.630	8-25-33	15	19	10	3	10
Georgia	80	29-66	.439	10-24	.417	12-23	.522	15-25-40	11	17	14	3	13
vs Auburn (3)	65	27-63	.429	6-25	.240	5-12	.417	14-26-40	20	13	21	5	6

- (1) South Padre Invitational (Auburn, AL)  
 (2) South Padre Invitational (South Padre Island, TX)  
 (3) SEC Tournament (Atlanta, GA)

ATTENDANCE (All Games)				ATTENDANCE (SEC Games)			
Site	G	Total	Average	Site	G	Total	Average
Home:	20	106,198	5,310	Home:	8	60,857	7,607
Away:	9	111,181	12,353	Away:	8	106,724	13,341
Neutral:	3	16,874	5,625	Total:	16	167,581	10,474
Total:	32	234,253	7,320				



# 2006-07 Starting Lineups

Date	Opponent	W-L	Forward/Guard	Forward	Guard	Guard	Guard
11-10	Troy	W	Tolbert	Barber	Miaway	Barrett	Robertson
11-16	Winston-Salem St.	W	Tolbert	Barber	Reed	Barrett	Robertson
11-19	East Tennessee St. (1)	W	Tolbert	Barber	Reed	Barrett	Robertson
11-21	Miles College (1)	W	Tolbert	Barber	Reed	Barrett	Robertson
11-24	Oklahoma State (2)	L	Tolbert	Barber	Reed	Barrett	Robertson
11-25	Wisconsin (#7) (2)	L	Tolbert	Barber	Reed	Barrett	Robertson
11-28	Nicholls State	W	Tolbert	Barber	Reed	Barrett	Robertson
11-30	Louisiana-Monroe	W	Tolbert	Barber	Reed	Barrett	Robertson
12-3	Pittsburgh (#2)	L	Dollard	Barber	Tolbert	Barrett	Robertson
12-6	South Alabama	W	Dollard	Barber	Tolbert	Reed	Robertson
12-16	Wofford	W	Dollard	Barber	Tolbert	Barrett	Robertson
12-19	Tennessee State	W	Dollard	Barber	Tolbert	Barrett	Robertson
12-22	Texas A&M (#13)	L	Dollard	Barber	Tolbert	Barrett	Robertson
12-30	Charleston Southern	W	Dollard	Barber	Tolbert	Barrett	Robertson
1-2	at Southern Miss	L	Prowell	Barber	Tolbert	Miaway	Robertson
1-6	Vanderbilt	W	Dollard	Barber	Tolbert	Barrett	Robertson
1-10	at Kentucky	L	Dollard	Barber	Tolbert	Barrett	Robertson
1-13	at LSU (#13)	L	Dollard	Prowell	Tolbert	Barrett	Robertson
1-17	Tennessee (#22)	W	Dollard	Prowell	Tolbert	Barrett	Robertson
1-20	at Mississippi State	L	Dollard	Prowell	Tolbert	Barrett	Robertson
1-23	Alabama (#12)	W	Dollard	Prowell	Barber (forward)	Barrett	Robertson
1-27	Florida (#1)	L	Dollard	Prowell	Barber (forward)	Barrett	Robertson
1-31	at South Carolina	W	Dollard	Prowell	Barber (forward)	Barrett	Robertson
2-3	Ole Miss	L	Dollard	Prowell	Barber (forward)	Barrett	Robertson
2-7	at Arkansas	L	Prowell	Barber	Tolbert	Dollard	Robertson
2-10	Mississippi State	L	Dollard	Barber	Tolbert	Barrett	Robertson
2-17	at Georgia	L	Dollard	Barber	Tolbert	Barrett	Robertson
2-21	Arkansas	W	Dollard	Barber	Tolbert	Reed	Robertson
2-24	at Alabama (#25)	W	Dollard	Barber	Tolbert	Reed	Robertson
2-28	LSU	W	Dollard	Barber	Tolbert	Reed	Robertson
3-3	at Ole Miss	L	Dollard	Barber	Tolbert	Reed	Robertson
3-8	Georgia (3)	L	Dollard	Barber	Tolbert	Reed	Robertson

### STARTING LINEUPS

(Tolbert, Barber, Miaway, Barrett, Robertson).....	1-0
(Tolbert, Barber, Reed, Barrett, Robertson) .....	5-2
(Dollard, Barber, Tolbert, Barrett, Robertson) .....	4-5
(Dollard, Barber, Tolbert, Reed, Robertson) .....	4-2
(Prowell, Barber, Tolbert, Miaway, Robertson) .....	0-1
(Dollard, Prowell, Tolbert, Barrett, Robertson).....	1-3
(Dollard, Prowell, Barber, Barrett, Robertson).....	2-2

### AUBURN'S RECORD WHEN ... STARTS

Frank Tolbert .....	15-13 (.536)
Korvotney Barber.....	16-13 (.552)
Archie Miaway.....	1-1 (.500)
Rasheem Barrett.....	13-11 (.542)
Quantez Robertson.....	17-15 (.531)
DeWayne Reed .....	9-4 (.692)
Josh Dollard .....	11-12 (.478)
Quan Prowell .....	3-6 (.333)

### MARGIN OF VICTORY/DEFEAT

	1	2	3	4	5	6	7	8	9	10-15	16-19	20-24	25-29	30+
Wins			3		2	1		1	1	3	1	3	1	1
Losses	1	2		1			1	3		3		1	3	



# 2006-07 SEASON

# 2006-07 SEC Stats



## Final 2006-07 SEC Standings

### Western Division

	SEC	PCT	ALL	PCT	
Miss. State#	8-8	.500	21-14	.600	NIT
Ole Miss#	8-8	.500	21-13	.618	NIT
Auburn	7-9	.438	17-15	.531	
Arkansas	7-9	.438	21-14	.600	NCAA
Alabama	7-9	.438	20-12	.625	NIT
LSU	5-11	.313	17-15	.531	

### Eastern Division

	SEC	PCT	ALL	PCT	
Florida%#!	13-3	.813	35-5	.875	NCAA
Vanderbilt	10-6	.625	22-12	.647	NCAA
Tennessee	10-6	.625	24-11	.686	NCAA
Kentucky	9-7	.563	22-12	.647	NCAA
Georgia	8-8	.500	19-14	.576	NIT
South Carolina	4-12	.250	14-16	.467	

# SEC Western Division Co-Champion

% NCAA Champion; @ SEC Tournament Champion; ! Eastern Division Champion

## Team Statistics

### SCORING OFFENSE

Team	G	Pts.	Avg.
1. Tennessee	35	2831	80.9
2. Florida	40	3193	79.8
3. Mississippi State	35	2692	76.9
4. Vanderbilt	34	2594	76.3
5. Georgia	33	2477	75.1
6. Alabama	32	2369	74.0
7. Kentucky	34	2496	73.4
<b>8. Auburn</b>	<b>32</b>	<b>2340</b>	<b>73.1</b>
9. Ole Miss	34	2486	73.1
10. Arkansas	35	2487	71.1
<b>11. LSU</b>	<b>32</b>	<b>2177</b>	<b>68.0</b>
12. South Carolina	30	1941	64.7

### SCORING DEFENSE

Team	G	Pts.	Avg.
1. Florida	40	2504	62.6
2. LSU	32	2007	62.7
3. Arkansas	35	2311	66.0
4. Kentucky	34	2302	67.7
5. Mississippi State	35	2398	68.5
6. South Carolina	30	2063	68.8
7. Georgia	33	2279	69.1
8. Ole Miss	34	2356	69.3
<b>9. Alabama</b>	<b>32</b>	<b>2223</b>	<b>69.5</b>
10. Vanderbilt	34	2387	70.2
<b>11. Auburn</b>	<b>32</b>	<b>2307</b>	<b>72.1</b>
12. Tennessee	35	2627	75.1

### FIELD GOAL PERCENTAGE

Team	FGM	FGA	Pct.
1. Florida	1125	2138	.526
2. Kentucky	890	1868	.476
3. Georgia	918	1989	.462
4. Arkansas	881	1910	.461
5. Mississippi State	951	2071	.459
6. Alabama	844	1849	.456
7. Vanderbilt	904	1984	.456
<b>8. Auburn</b>	<b>851</b>	<b>1876</b>	<b>.454</b>
9. LSU	800	1774	.451
10. Tennessee	981	2189	.448
<b>11. Ole Miss</b>	<b>929</b>	<b>2100</b>	<b>.442</b>
12. South Carolina	701	1663	.422

### OPPONENTS' FIELD GOAL PERCENTAGE

Team	FGM	FGA	Pct.
1. Mississippi State	856	2125	.403
2. LSU	732	1810	.404
3. Florida	938	2303	.407
4. Arkansas	826	2009	.411
5. Kentucky	839	2040	.411
6. Alabama	831	1984	.419
7. Vanderbilt	853	1950	.437
8. Georgia	814	1860	.438
9. Ole Miss	837	1898	.441
10. Auburn	827	1853	.446
11. South Carolina	759	1680	.452
12. Tennessee	909	1989	.457

### 3-POINT FG PERCENTAGE

Team	3FGM	3FGA	Pct.
1. Florida	297	727	.409
2. Georgia	263	691	.381
3. Vanderbilt	317	843	.376
<b>4. Alabama</b>	<b>209</b>	<b>563</b>	<b>.371</b>
5. Tennessee	327	896	.365
6. Kentucky	231	650	.355
7. Mississippi State	275	775	.355
8. Ole Miss	232	670	.346
9. Arkansas	212	613	.346
10. South Carolina	229	669	.342
11. LSU	174	517	.337
<b>12. Auburn</b>	<b>235</b>	<b>701</b>	<b>.335</b>

### 3-POINT FG PERCENTAGE DEFENSE

Team	3FGM	3FGA	Pct.
1. Florida	206	722	.285
2. Alabama	221	717	.308
3. Mississippi State	237	740	.320
4. LSU	191	585	.326
5. Arkansas	225	683	.329
6. Kentucky	256	766	.334
<b>7. Vanderbilt</b>	<b>242</b>	<b>712</b>	<b>.340</b>
8. Tennessee	243	699	.348
9. Ole Miss	228	648	.352
10. South Carolina	211	596	.354
11. Georgia	257	715	.359
<b>12. Auburn</b>	<b>253</b>	<b>678</b>	<b>.373</b>

### 3-POINT FIELD GOALS PER GAME

Team	G	No.	Avg.
1. Tennessee	35	327	9.34
2. Vanderbilt	34	317	9.32
3. Georgia	33	263	7.97
4. Mississippi State	35	275	7.86
5. South Carolina	30	229	7.63
6. Florida	40	297	7.43
<b>7. Auburn</b>	<b>32</b>	<b>235</b>	<b>7.34</b>
8. Ole Miss	34	232	6.82
9. Kentucky	34	231	6.79
10. Alabama	32	209	6.53
11. Arkansas	35	212	6.06
12. LSU	32	174	5.44

### FREE THROW PERCENTAGE

Team	FTM	FTA	Pct.
1. Vanderbilt	469	643	.729
2. Alabama	472	667	.708
3. LSU	403	572	.705
4. Ole Miss	396	563	.703
5. Kentucky	485	690	.703
6. Arkansas	513	730	.703
7. Florida	646	936	.690
8. South Carolina	310	464	.668
9. Georgia	378	567	.667
10. Mississippi State	515	774	.665
11. Tennessee	542	830	.653
<b>12. Auburn</b>	<b>403</b>	<b>639</b>	<b>.631</b>

### BLOCKS

Team	G	No.	Avg.
1. Mississippi State	35	222	6.34
2. Arkansas	35	221	6.31
3. Alabama	32	170	5.31
4. Florida	40	194	4.85
5. LSU	32	155	4.84
6. Kentucky	34	161	4.74
7. South Carolina	30	140	4.67
8. Georgia	33	149	4.52
<b>9. Auburn</b>	<b>32</b>	<b>130</b>	<b>4.06</b>
10. Ole Miss	34	118	3.47
11. Tennessee	35	108	3.09
12. Vanderbilt	34	93	2.74

### STEALS

Team	G	No.	Avg.
1. Tennessee	35	336	9.60
2. Georgia	33	293	8.88
<b>3. Auburn</b>	<b>32</b>	<b>270</b>	<b>8.44</b>
4. Vanderbilt	34	257	7.56
5. Ole Miss	34	246	7.24
6. Mississippi State	35	245	7.00
7. Arkansas	35	240	6.86
8. LSU	32	218	6.81
9. Florida	40	266	6.65
10. Kentucky	34	201	5.91
11. Alabama	32	181	5.66
12. South Carolina	30	137	4.57

### TURNOVER MARGIN

Team	TOs	Caused	Margin
1. Tennessee	496	641	+4.14
2. Vanderbilt	422	539	+3.44
3. Ole Miss	409	525	+3.41
4. South Carolina	337	354	+0.57
5. Mississippi State	491	502	+0.31
6. Georgia	518	526	+0.24
<b>7. Auburn</b>	<b>526</b>	<b>513</b>	<b>-0.41</b>
8. Arkansas	532	487	-1.29
9. Florida	565	510	-1.38
10. Kentucky	493	440	-1.56
11. Alabama	441	391	-1.56
12. LSU	452	399	-1.66

### REBOUND MARGIN

Team	Reb.	Avg.	Opp.	Avg.	Margin
1. Florida	1504	37.6	1164	29.1	+8.5
2. Georgia	1250	37.9	1063	32.2	+5.7
3. LSU	1205	37.7	1026	32.1	+5.6
4. Alabama	1242	38.8	1114	34.8	+4.0
5. Kentucky	1235	36.3	1125	33.1	+3.2
6. Mississippi State	1364	39.0	1266	36.2	+2.8
7. Arkansas	1233	35.2	1148	32.8	+2.4
<b>8. Auburn</b>	<b>1164</b>	<b>36.4</b>	<b>1140</b>	<b>35.6</b>	<b>+0.8</b>
9. Ole Miss	1216	35.8	1226	36.1	-0.3
10. Tennessee	1254	35.8	1295	37.0	-1.2
11. Vanderbilt	1146	33.7	1221	35.9	-2.2
12. South Carolina	949	31.6	1075	35.8	-4.2

2007-08 Outlook  
2007-08 Tigers  
Coaching Staff  
2007-08 Opponents  
2006-07 Review  
2006-07 Tiger Records  
AU Hoop History  
Tiger Tracks  
Administration

## Individual Statistics

### SCORING

Player, Team	G	FG	3FG	FT	PTS	Avg.
1. Chris Lofton, UT	31	205	106	129	645	20.8
2. Tre' Kelley, SC	29	198	55	96	547	18.9
3. Glen Davis, LS	29	178	17	139	512	17.7
4. Derrick Byars, VU	34	206	79	86	577	17.0
5. Clarence Sanders, UM	34	206	96	40	548	16.1
6. Randolph Morris, UK	34	202	0	142	546	16.1
7. Jamont Gordon, MS	35	181	42	157	561	16.0
8. Shan Foster, VU	34	191	74	75	531	15.6
9. JaJuan Smith, UT	35	183	89	78	533	15.2
10. Bam Doyne, UM	34	166	42	133	507	14.9
11. Richard Hendrix, UA	32	186	1	95	468	14.6
12. Tasmin Mitchell, LS	32	173	41	78	465	14.5
13. Takais Brown, UG	31	181	2	75	439	14.2
14. Joe Crawford, UK	34	178	63	58	477	14.0
15. Jermareo Davidson, UA	30	149	4	117	419	14.0

### REBOUNDING

Player, Team	G	REB	Avg.
1. Glen Davis, LS	29	303	10.4
2. Al Horford, UF	38	360	9.5
3. Brandon Wallace, SC	30	282	9.4
4. Richard Hendrix, UA	32	279	8.7
5. Joakim Noah, UF	40	337	8.4
6. Dwayne Curtis, UM	26	216	8.3
7. Jermareo Davidson, UA	30	247	8.2
8. Randolph Morris, UK	34	264	7.8
9. Jamont Gordon, MS	35	250	7.1
10. Josh Dollard, AU	26	181	7.0
<b>11. Korvotney Barber, AU</b>	<b>32</b>	<b>212</b>	<b>6.6</b>
12. Charles Rhodes, MS	34	212	6.2
13. Tasmin Mitchell, LS	32	189	5.9
14. Charles Thomas, AR	34	195	5.7
15. Sundiata Gaines, UG	32	183	5.7

### FIELD GOAL PERCENTAGE

(Minimum 5 made per game)

Player, Team	G	FG	FGA	Pct.
1. Richard Hendrix, UA	32	186	309	.602
2. Randolph Morris, UK	34	202	341	.592
3. Takais Brown, UG	31	181	320	.566
4. Charles Rhodes, MS	34	180	325	.554
5. Dwayne Curtis, UM	26	135	251	.538
6. Glen Davis, LS	29	178	368	.484
7. Chris Lofton, UT	31	205	428	.479
8. Tasmin Mitchell, LS	32	173	371	.466
9. Derrick Byars, VU	34	206	451	.457
10. JaJuan Smith, UT	35	183	402	.455

### THREE-POINT FIELD GOAL PERCENTAGE

(Minimum 2.0 made per game)

Player, Team	G	3FGM	3FGA	Pct.
1. Lee Humphrey, UF	40	113	246	.459
2. Bryce Sheldon, SC	30	65	147	.442
3. Dan Cage, VU	34	80	181	.442
4. Levi Stukes, UG	32	85	198	.429
5. Chris Lofton, UT	31	106	253	.419
6. Taurean Green, UF	40	82	203	.404
7. Terry Martin, LS	24	52	134	.388
8. Patrick Beverley, AR	35	73	189	.386
9. Derrick Byars, VU	34	79	212	.373
10. Mykal Riley, UA	32	77	208	.370

### THREE-POINT FIELD GOALS PER GAME

Player, Team	G	3FGM	Avg.
1. Chris Lofton, UT	31	106	3.42
2. Lee Humphrey, UF	40	113	2.83
3. Clarence Sanders, UM	34	96	2.82
4. Levi Stukes, UG	32	85	2.66
5. JaJuan Smith, UT	35	89	2.54
6. Mykal Riley, UA	32	77	2.41
7. Dan Cage, VU	34	80	2.35
8. Derrick Byars, VU	34	79	2.32
9. Shan Foster, VU	34	74	2.18
10. Bryce Sheldon, SC	30	65	2.17
Terry Martin, LS	24	52	2.17

### FREE THROW PERCENTAGE

(Minimum 2.5 made per game)

Player, Team	G	FTM	FTA	Pct.
1. Taurean Green, UF	40	141	166	.849
2. Ramel Bradley, UK	34	106	130	.815
3. Patrick Beverley, AR	35	112	138	.812
4. Chris Lofton, UT	31	129	159	.811
5. Tre' Kelley, SC	29	96	120	.800
6. Charles Thomas, AR	34	117	151	.775
Jermareo Davidson, UA	30	117	151	.775
8. Bam Boyne, UM	34	133	173	.769
9. Corey Brewer, UF	37	112	155	.723
<b>10. Frank Tolbert, AU</b>	<b>32</b>	<b>83</b>	<b>116</b>	<b>.716</b>

### ASSISTS

Player, Team	G	AST	Avg.
1. Todd Abernethy, UM	33	182	5.52
2. Jamont Gordon, MS	35	187	5.34
3. Tre' Kelley, SC	29	149	5.14
<b>4. Quantez Robertson, AU</b>	<b>32</b>	<b>163</b>	<b>5.09</b>
5. Gary Ervin, AR	35	169	4.83
6. Sundiata Gaines, UG	32	154	4.81
7. Dane Bradshaw, UT	35	165	4.71
8. Garrett Temple, LS	32	138	4.31
9. Ronald Steele, UA	26	105	4.04
10. Ramel Bradley, UK	34	129	3.79

### BLOCKS

Player, Team	G	BLK	Avg.
1. Brandon Wallace, SC	30	86	2.87
2. Steven Hill, AR	35	99	2.83
3. Jermareo Davidson, UA	30	70	2.33
4. Randolph Morris, UK	34	70	2.06
5. Jarvis Varnado, MS	35	67	1.91
6. Charles Rhodes, MS	34	64	1.88
7. Al Horford, UF	38	70	1.84
8. Joakim Noah, UF	40	72	1.80
<b>9. Korvotney Barber, AU</b>	<b>32</b>	<b>55</b>	<b>1.72</b>
10. Darian Townes, AR	35	56	1.60

### STEALS

Player, Team	G	STL	Avg.
1. Sundiata Gaines, UG	32	72	2.25
2. JaJuan Smith, UT	35	73	2.09
3. Dane Bradshaw, UT	35	67	1.91
4. Corey Brewer, UF	37	69	1.86
5. Levi Stukes, UG	32	56	1.75
6. Patrick Beverley, AR	35	61	1.74
<b>7. Quantez Robertson, AU</b>	<b>32</b>	<b>55</b>	<b>1.72</b>
8. Garrett Temple, LS	32	52	1.63
9. Chris Lofton, UT	31	45	1.45
10. Billy Humphrey, UG	33	47	1.42



Freshman Korvotney Barber ranked ninth in the SEC with 1.54 blocks per game in only 21.3 minutes per game.



# 2007 All-SEC Teams

## Coaches' All-SEC Teams

### First Team

Tre' Kelley*	South Carolina	G	6-0	188	Sr.	Washington, D.C.
Chris Lofton*	Tennessee	G	6-2	200	Jr.	Maysville, Ky.
Derrick Byars*	Vanderbilt	G/F	6-7	230	Sr.	Memphis, Tenn.
Corey Brewer	Florida	F	6-9	185	Jr.	Portland, Tenn.
Al Horford	Florida	C	6-10	245	Jr.	Puerto Plata, D.R.
Joakim Noah	Florida	F	6-11	232	Jr.	New York, N.Y.
Randolph Morris	Kentucky	F/C	6-11	259	Jr.	Atlanta, Ga.
Glen Davis	LSU	F	6-9	295	Jr.	Baton Rouge, La.
Jamont Gordon	Mississippi State	G/F	6-4	225	So.	Nashville, Tenn.

### Second Team

Jermareo Davidson	Alabama	F	6-10	230	Sr.	Atlanta, Ga.
Richard Hendrix	Alabama	F	6-8	265	Fr.	Athens, Ala.
Patrick Beverley	Arkansas	G	6-1	172	Fr.	Chicago, Ill.
Taurean Green	Florida	G	6-0	177	Jr.	Ft. Lauderdale, Fla.
Sundiata Gaines	Georgia	G	6-1	205	Jr.	Jamaica, N.Y.
Todd Abernethy	Ole Miss	G	6-1	190	Sr.	Carmel, Ind.
Clarence Sanders	Ole Miss	G	6-2	180	Sr.	Phenix City, Ala.
Charles Rhodes	Mississippi State	F/C	6-8	240	Jr.	Jackson, Miss.
Shan Foster	Vanderbilt	G/F	6-6	200	Jr.	Kenner, La.

### SEC Player of the Year

Derrick Byars, Vanderbilt

### SEC Freshman of the Year

Patrick Beverley, Arkansas

### SEC Coach of the Year

Kevin Stallings, Vanderbilt

### SEC Sixth Man of the Year

Chris Richard, Florida

### SEC Defensive Player of the Year

Steven Hill, Arkansas

### SEC Scholar-Athlete of the Year

Lee Humphrey, Florida

## Associated Press All-SEC Teams

### First Team

Derrick Byars, Vanderbilt  
Al Horford, Florida  
Chris Lofton, Tennessee  
Glen Davis, LSU  
Tre' Kelley, South Carolina

### Second Team

Richard Hendrix, Alabama  
Jamont Gordon, Mississippi State  
Joakim Noah, Florida  
Corey Brewer, Florida  
Clarence Sanders, Ole Miss

### Honorable Mention

Todd Abernethy, Ole Miss  
Jermareo Davidson, Alabama  
Shan Foster, Vanderbilt  
Sundiata Gaines, Georgia  
Taurean Green, Florida  
Randolph Morris, Kentucky  
**Brandon Wallace, South Carolina**

### SEC Player of the Year

Glen Davis, LSU

### SEC Coach of the Year

Bruce Pearl, Tennessee

### Newcomer of the Year

Tyrus Thomas, LSU

\*Unanimous selection

### SEC Coaches All-Frosh Team

Patrick Beverley, Arkansas\*  
**DeWayne Reed, Auburn**  
Derrick Jasoer, Kentucky  
Jodie Meeks, Kentucky\*  
Ben Hansbrough, Mississippi State  
Barry Stewart, Mississippi State  
Dominique Archie, South Carolina  
Wayne Chism, Tennessee\*  
Duke Crews, Tennessee  
Ramar Smith, Tennessee\*  
\*Unanimous selection

### SEC Freshman of the Year:

Patrick Beverley, Arkansas

### All-SEC Tournament Team

Al Horford, Florida (MVP); Sonny Weems, Arkansas; Corey Brewer, Florida; Taurean Green, Florida; Joakim Noah, Florida

### SEC Players of the Week

Week 1 Korvotney Barber, Auburn  
Week 2 Chris Lofton, Tennessee  
Week 3 Bam Doyne, Ole Miss  
Week 4 Mike Mercer, Georgia  
Week 5 Chris Lofton, Tennessee  
Week 6 Sundiata Gaines, Georgia  
Week 7 Chris Lofton, Tennessee  
Week 8 Randolph Morris, Kentucky  
Week 9 Gary Ervin, Arkansas  
Week 10 Lee Humphrey, Florida  
Week 11 Derrick Byars, Vanderbilt  
Week 12 Tre' Kelley, South Carolina  
Week 13 Jermareo Davidson, Ala.  
Week 14 Corey Brewer, Florida  
Week 15 Derrick Byars, Vanderbilt  
Week 16 Korvotney Barber, Auburn  
Week 17 Gary Ervin, Arkansas

### SEC Freshman of the Week

Week 1 Patrick Beverley, Arkansas  
Week 2 Brandis Raley-Ross, S. Car.  
Week 3 Patrick Beverley, Arkansas  
Week 4 Ben Hansbrough, Miss. State  
Week 5 Brandis Raley-Ross, S. Car.  
Week 6 Jodie Meeks, Kentucky  
Week 7 Duke Crews, Tennessee  
Week 8 Dominique Archie, S. Car.  
Week 9 Ramar Smith, Tennessee  
Week 10 Barry Stewart, Miss. State  
Week 11 Barry Stewart, Miss. State  
Week 12 Jodie Meeks, Kentucky  
Week 13 Ramar Smith, Tennessee  
Week 14 Wayne Chism, Tennessee  
Week 15 Patrick Beverley, Arkansas  
Week 16 Jodie Meeks, Kentucky  
Week 17 Ramar Smith, Tennessee

2007-08 Outlook  
2007-08 Tigers  
2007-08 Coaching Staff  
2007-08 Opponents  
2006-07 Review  
2006-07 Tiger Records  
2005-06 AU Hoop History  
2004-05 Tiger Tracks  
Administration

# Individual Records

**POINTS**
**Game**

**Overall:** 60, John Mengelt vs. Alabama, Feb. 14, 1970, at Auburn  
**Home Court:** 60, John Mengelt vs. Alabama, Feb. 14, 1970  
**Opponent's Court:** 42, John Mengelt vs. Kentucky, Feb. 3, 1969, at Lexington, Ky.

**First Half:** 30, John Mengelt vs. Alabama, Feb. 14, 1970, at Auburn  
**Second Half:** 34, Wesley Person vs. UAB, Dec. 16, 1993, at Auburn  
**Losing Effort:** 44, Keenan Carpenter vs. LSU, Feb. 8, 1989, at Auburn/44, Wesley Person vs. UAB, Dec. 16, 1993, at Auburn  
**By Opponent:** 55, Pete Maravich, LSU, Jan. 3, 1968, at Baton Rouge, La.

**Season**

**Overall:** 747, Chuck Person, 1984-85  
**Average:** 28.4, John Mengelt, 1970-71  
**Freshman:** 567, Eddie Johnson, 1973-74  
**Sophomore:** 593, Chuck Person, 1983-84  
**Junior:** 747, Chuck Person, 1984-85  
**Senior:** 738, John Mengelt, 1970-71  
**Double-Figure Scoring Games:** 34, Chuck Person, 1984-85; Marquis Daniels, 2002-03  
**20-Point Games:** 23, Chuck Person, 1985-86  
**Consecutive 20-Point Games:** 10, John Mengelt, 1969-70  
**30-Point Games:** 12, John Mengelt, 1970-71  
**40-Point Games:** 4, John Mengelt, 1969-70

**Career**

**Overall:** 2311, Chuck Person, 1982-86  
**Average:** 24.8, John Mengelt, 1968-71  
**Double-Figure Scoring Games:** 108, Chuck Person, 1982-86  
**Consecutive Double-Figure Scoring Games:** 68, Chuck Person (last 3 in 1982-83, all 31 in 1983-84 and all 34 in 1984-85)  
**20-Point Games:** 63, Chuck Person, 1982-86  
**30-Point Games:** 22, John Mengelt, 1968-71  
**40-Point Games:** 8, John Mengelt, 1968-71

**FIELD GOALS**
**Game**


**Made:** 23, John Mengelt vs. Alabama, Feb. 14, 1970, at Auburn  
**Attempted:** 44, John Mengelt vs. Alabama, Feb. 14, 1970, at Auburn  
**Percentage (10 Minimum):** 1.000, Charles Barkley, 10 for 10, vs. Georgia, Jan. 22, 1983, at Auburn  
**3-Pointers Made:** 10, Lance Weems vs. Arkansas, Jan. 6, 1996, at Auburn  
**3-Pointers Attempted:** 19, Lance Weems vs. Arkansas, Jan. 6, 1996, at Auburn  
**3-Point Percentage (5 Minimum):** 1.000, John Caylor (5-5) vs. Florida, 2-6-88, at Gainesville, Fla./Jay Heard vs. SE Louisiana (5-5) 11-3-98, at Auburn; Troy Gaines (5-5) at LSU 2-26-03 in Baton Rouge, La.

**Season**

**Made:** 334, Chuck Person, 1984-85  
**Attempted:** 614, Chuck Person, 1984-85  
**Percentage:** .644, Charles Barkley, 1982-83  
**3-Pointers Made:** 108, Lance Weems, 1995-96  
**3-Pointers Attempted:** 279, Lance Weems, 1995-96  
**3-Point Percentage (1 made/game):** .511, Ronnie Battle, 1991-92

**Career**

**Made:** 1017, Chuck Person, 1982-86  
**Attempted:** 1899, Chuck Person, 1982-86  
**Percentage:** .626, Charles Barkley, 1981-84



With 2,311 career points, Chuck Person ranks third on the SEC's all-time scoring chart.

**3-Pointers Made:** 262, Wesley Person, 1990-94  
**3-Pointers Attempted:** 626, Lance Weems, 1992-96  
**3-Point Percentage:** .441, Wesley Person, 1990-94

**FREE THROWS**
**Game**

**Made:** 17, John Mengelt vs. Kentucky, Mar. 2, 1970, at Lexington, Ky.  
 17, Wally Tinker vs. Vanderbilt, Jan. 15, 1968, at Auburn  
 17, Ray Groover vs. Florida State, Dec. 10, 1960, at Auburn  
**Attempted:** 21, Ray Groover vs. Florida State, Dec. 10, 1960, at Auburn;  
 21, Bryant Smith vs. Georgia, Jan. 3, 1998, at Auburn  
**Consecutive Made:** 15, Eddie Johnson vs. Miss. State, 1975  
**Percentage (15 Minimum):** 1.000, Eddie Johnson vs. Miss. State, 15 of 15, 1975

**Season**

**Made:** 208, John Mengelt, 1970-71  
**Attempted:** 256, John Mengelt, 1970-71  
**Consecutive Made:** 25, Stan Pietkiewicz, 1977-78  
**Percentage:** .879, Eddie Johnson, 1974-75

**Career**

**Made:** 496, John Mengelt, 1968-71  
**Attempted:** 619, John Mengelt, 1968-71  
**Percentage:** .834, Stan Pietkiewicz, 1974-78



### REBOUNDS

#### Game

**Made:** 27, Rex Frederick vs. SMU, Dec. 19, 1957, at Dallas, Texas  
**Offensive:** 11, Kelvin Ardister vs. Tennessee, Jan. 4, 1989, at Auburn  
11, Brandon Robinson vs. Arkansas, Jan. 5, 2002, at Auburn

#### Season

**Overall:** 325, Rex Frederick, 1957-58  
**Offensive:** 112, Bryant Smith, 1998-99  
**Average:** 15.3, Rex Frederick, 1956-57

#### Career

**Overall:** 996, Mike Mitchell, 1974-78  
**Average:** 14.3, Rex Frederick, 1956-59

### ASSISTS

#### Game

**Made:** 15, Eddie Johnson vs. LSU, 1976

#### Season

**Made:** 221, Gerald White, 1985-86

#### Career

**Made:** 624, Gerald White, 1983-87

### BLOCKED SHOTS

#### Game

**Made:** 13, Kyle Davis vs. Miami in the NIT, Mar. 14, 2001 at Auburn

#### Season

**Made:** 126, Kyle Davis, 2002-03


#### Career

**Made:** 288, Kyle Davis, 2000-2004

### STEALS

#### Game

**Made:** 8, Derrick Dennison vs. Michigan State, Nov. 24, 1989, at Anchorage, Alaska



Charles Barkley won three straight conference rebounding titles (1982-84).

#### Season

**Made:** 78, Marquis Daniels, 2002-03

#### Career

**Made:** 208, Marquis Daniels, 1999-2003

### DUNKS

#### Game

**Number:** 7, Aaron Swinson vs. Troy State, Dec. 11, 1991, at Auburn  
7, Chris Morris vs. Vanderbilt, Jan. 17, 1987, at Nashville, Tenn.

#### Season

**Number:** 62, Aaron Swinson, 1992-93

#### Career

**Number:** 175, Aaron Swinson, 1991-94

### GAMES

#### Season

**Appeared In:** 34, F. Ford, C. Holland, J. Moore, C. Morris, C. Person, G. White, 1984-85; D. Fishback, M. McGadney, M. N'diaye, S. Pohlman, D. Robinson, 1999-00; M. Daniels, M. Killingsworth, D. Bird, K. Davis, L. Monroe, 2002-03.

#### Career

**Appeared In:** 129, Scott Pohlman, 1997-2001/Frank Ford, 1983-87  
**Consecutive Starts:** 127, Frank Ford, 1983-87

### MINUTES PLAYED

#### Game


**Number:** 55, Rich Valavicius vs. Georgia, Mar. 1, 1979, at Birmingham (SEC Tournament)

#### Season

**Number:** 1242, Frank Ford, 1984-85 (34 games)

#### Career

**Number:** 4374, Frank Ford, 1983-87 (129 games)



As a four-year starter, point guard Gerald White quarterbacked Auburn to an 82-47 record.



# Team Records

## POINTS

### Game

**Overall:** 141 vs. Troy State, Dec. 11, 1991, at Auburn  
**Home Court:** 141 vs. Troy State, Dec. 11, 1991, at Auburn  
**Opponent's Court:** 109 vs. VCU, Dec. 16, 1976, at Richmond, Va.;  
 109 vs. American-Puerto Rico, Dec. 20, 1999, at San Juan, P.R.  
**Neutral Court:** 120 v. So. Alabama, Nov. 27, 1987, at Birmingham, Ala.  
**First Half:** 78 vs. Troy State, 78-54, Dec. 11, 1991, at Auburn  
**Second Half:** 73 vs. Troy State, 73-48, Dec. 9, 1993, at Auburn  
**Losing Effort:** 105 vs. Arkansas, 105-117, Jan. 15, 1994, at Auburn  
**By Opponent:** 119, Kentucky, 76-119, Feb. 10, 1975, at Lexington, Ky.  
**Both Teams:** 257, vs. Troy State, 141-116, Dec. 11, 1991 at Auburn

### Season

**Auburn:** 2680, 1998-99  
**Average:** 86.6, 1991-92  
**Scoring Margin:** +19.6, 1998-99  
**By Opponents:** 2475, 1989-90

## FIELD GOALS

### Game

**Made:** 55 vs. Troy State, Dec. 11, 1991, at Auburn  
**Attempted:** 100 vs. Western Carolina, Dec. 4, 1973, at Auburn  
**Percentage:** .711 vs. LSU, 27 of 38, Feb. 18, 1961, at Auburn  
**3-Pointers Made:** 18 at Temple, 18 of 41, Nov. 19, 1994, at Philadelphia, Pa.  
**3-Pointers Attempted:** 41 at Temple, 18 of 41, Nov. 19, 1994, at Philadelphia, Pa.  
**3-Point Percentage:** .857 vs. Alabama State, 6 of 7, Dec. 11, 1989, at Auburn

### Season

**Made:** 1016, 1984-85 (2040 attempts)  
**Attempted:** 2245, 1998-99  
**Percentage:** .521, 532 of 1022, 1959-60  
**3-Pointers Made:** 287, 1995-96  
**3-Pointers Attempted:** 806, 1995-96  
**3-Point Percentage:** .452, 182 of 403, 1991-92

## FREE THROWS

### Game

**Made:** 39 vs. Miss. State, Jan. 3, 1959, at Auburn  
**Attempted:** 52 vs. Vanderbilt, Feb. 6, 1954, at Auburn  
**Percentage (25 attempts):** .964 vs. Alabama, 27 of 28, Dec. 19, 1959, at Birmingham, Ala.  
**Percentage (10 attempts):** 1.000 vs. Alabama, 11 of 11, Feb. 18, 1995, at Auburn

### Season

**Made:** 541, 1989-90  
**Attempted:** 782, 1953-54  
**Percentage:** .792, 476 of 601, 1965-66

## REBOUNDS

### Game

**Made:** 79 vs. Jacksonville State, Dec. 3, 1957, at Auburn

### Season

**Made:** 1452, 1998-99  
**Average:** 52.8, 1957-58

## FOULS

### Game

**Number:** 34 vs. Vanderbilt, Feb. 20, 1990 at Nashville, Tenn.

### Season

**Number:** 675, 1989-90

## ASSISTS

### Game

**Made:** 33 vs. Troy State, Dec. 11, 1991, at Auburn  
 33 vs. LSU, Feb. 12, 1994, at Auburn

### Season

**Made:** 532, 2006-07

## TURNOVERS

### Game

**Most Committed:** 35 vs. Georgia Tech, Feb. 27, 1974, at Auburn  
**Fewest Committed:** 3 vs. Georgia, Jan. 19, 1970 at Athens, Ga.

### Season

**Most Committed:** 551, 1995-96 (32 games)  
**Fewest Committed:** 392, 1980-81 (27 games)

## BLOCKED SHOTS

### Game

**Made:** 15 vs. Jacksonville State, Dec. 16, 1998, at Auburn/  
 15 vs. Miami in the NIT, Mar. 14, 2001, at Auburn

### Season

**Made:** 178, 2002-03

## STEALS

### Game

**Made:** 20 vs. Jacksonville State, Nov. 19, 2000, at Auburn

### Season

**Made:** 327, 1998-99

## ATTENDANCE

**One Game:** 34,076 at Indiana Hoosier Dome, Mar. 14, 1987 vs. Indiana (NCAA Tournament Second Round)  
**Season Total:** 414,189, 1999-2000, 34 games (12,182 avg.)  
 401,152, 1998-99, 33 games (12,156 avg.)  
**Season Home:** 173,249, 2000-01, 17 games (10,191 avg.)--season tickets sold out  
 157,500, 1999-2000, 15 games (10,500 avg.)--season tickets sold out  
 123,881, 1998-99, 15 games (8,259 avg.)  
 100,291, 1992-93, 12 games (8,358 avg.)  
 98,965, 1974-75, 12 games (8,247 avg.)  
 97,024, 1975-76, 11 games (8,820 avg.)  
**Average Home:** 10,500, 1999-2000, 15 games--season tickets sold out; 10,191, 2000-01, 17 games--season tickets sold out; 8,820, 1975-76, 11 games; 8,758, 1989-90, 11 games; 8,358, 1992-93, 12 games  
**SEC Average Home:** 10,500, 1999-00, 8 games (capacity 10,500)  
 10,500, 2000-01, 8 games (capacity 10,500)  
 10,419, 1998-99, 8 games (capacity, 10,500)  
 9,172, 1974-75, 9 games (capacity 12,500)

## MISCELLANEOUS

### Game

**Margin of Victory:** 79 vs. White's Business College, 92-13, 1927-28  
**Margin of SEC Victory:** 54 vs. Alabama, 94-40, Jan. 18, 1998  
**Margin of Defeat:** 80 vs. Georgia, 92-12, 1912-13 at Athens, Ga.

### Season

**Most Wins:** 29, 1998-99; 24, 1999-2000; 22, 1985-86; 22, 1984-85  
**Win Streak:** 30, 1957-58 11 games, and 1958-59 19 games  
**Win Streak, Home:** 36, 1957-61 (Jan. 26, 1957 to Jan. 7, 1961)  
 30, 1997-2000 (Mar. 11, 1998 to Mar. 1, 2000)  
**Most Losses:** 20, 1972-73  
**Fewest Wins:** 1, 1942-43  
 1, 1929-30

2007-08 Outlook  
 2007-08 Tigers  
 Coaching Staff  
 2007-08 Opponents  
 2006-07 Review  
 Tiger Records  
 AU Hoop History  
 Tiger Tracks  
 Administration



# TIGER RECORDS

## Coliseum Records

### Individual

#### Auburn

**Points:** 60 by John Mengelt vs. Alabama, Feb. 14, 1970  
**Field Goals:** 23 by John Mengelt vs. Alabama, Feb. 14, 1970  
**Field Goals Attempted:** 44 by John Mengelt vs. Alabama, Feb. 14, 1970  
**3-Pointers Made:** 10 by Lance Weems vs. Arkansas, Jan. 6, 1996  
**3-Pointers Attempted:** 19 by Lance Weems v. Arkansas, Jan. 6, 1996  
**Free Throws:** 15 by Eddie Johnson vs. Miss. State, Jan. 20, 1975  
 15 by John Mengelt vs. N.C. State, Dec. 5, 1970  
**Free Throws Attempted:** 21 by Bryant Smith v. Georgia, Jan. 3, 1998  
**Rebounds:** 22 by Al Leapheart vs. Alabama, Feb. 14, 1970  
**Assists:** 14 by Eddie Johnson vs. Tennessee, Feb. 16, 1976  
**Blocks:** 13 by Kyle Davis vs. Miami in the NIT, Mar. 14, 2001


#### Opponents

**Points:** 46 by Pete Maravich for LSU, Jan. 11, 1969  
**Field Goals Attempted:** 41 by Pete Maravich for LSU, Jan. 11, 1969  
**3-Pointers Made:** 9 by Freddie Banks for UNLV, Feb. 1, 1987  
**3-Pointers Attempted:** 14 by Brian Simpson for Troy State, Dec. 11, 1991; 14 by Gene Nabors for LSU, Jan. 21, 1996  
**Free Throws:** 16 by Ansu Sesay for Ole Miss, Jan. 31, 1998  
**Free Throws Attempted:** 18 by Pete Maravich for LSU, Jan. 11, 1969

### Team

#### Auburn

**Points in a Game:** 141 vs. Troy State, Dec. 11, 1991  
**Points in a Half:** 78 vs. Troy State, Dec. 11, 1991  
**Fewest Points in a Game:** 43 vs. Tennessee, Jan. 15, 1997;  
 43 vs. Vanderbilt, Feb. 16, 2005  
**Field Goals:** 55 vs. Troy State, Dec. 11, 1991  
**Field Goals Attempted:** 100 vs. Western Carolina, Dec. 4, 1973  
**Field Goal Percentage:** .683 v. Georgia State, 41 of 60, Nov. 26, 2002  
**3-Pointers Made:** 15 vs. West Florida, Dec. 12, 1994; 15 vs. Arkansas, Jan. 6, 1996; 15 vs. Nicholls State, Nov. 24, 2004  
**3-Pointers Attempted:** 36 vs. #12 LSU, Mar. 1, 2000



Eddie Johnson ranks as Auburn's all-time leader in free-throw percentage with his .879 career figure.

**Free Throws:** 40 vs. Mississippi State, Jan. 20, 1975  
**Free Throws Attempted:** 45 vs. VCU, Mar. 3, 1975  
**Free Throw Pct.:**  
 (Min. 10 att.): 1.000 vs. Alabama, 11 of 11, Feb. 18, 1995, in Auburn  
 (Min. 30 att.): .949 vs. Ole Miss, 37 of 39, Jan. 8, 1995, in Auburn  
**Rebounds:** 78 vs. VCU, Mar. 3, 1975  
**Assists:** 33 vs. Troy State, Dec. 11, 1991; 33 vs. LSU, Feb. 12, 1994  
**Steals:** 20 vs. Jacksonville State, Nov. 19, 2000  
**Blocks:** 15 vs. Miami in the NIT, Mar. 14, 2001

#### Opponents

**Points in a Game:** 117 by Arkansas, Jan. 15, 1994  
**Fewest Points in a Game:** 35 by Tennessee, Jan. 15, 1997;  
 35 by Coppin State, Dec. 13, 1999  
**Field Goals Attempted:** 109 by VCU, Mar. 3, 1975  
**3-Pointers Made:** 18 by Troy State, Dec. 11, 1991  
**3-Pointers Attempted:** 59 by Troy State, Dec. 11, 1991  
**Free Throws Attempted:** 46 by Florida, Feb. 6, 1991  
**Rebounds:** 63 by UNLV, Dec. 12, 2004  
**Fouls:** 33 by Kentucky, Jan. 26, 1976  
 33 by Mississippi State, Jan. 20, 1975

### Miscellaneous

**Win-Loss Record:** 355-166 (.681) -- 39 seasons  
**Most Combined Points:** 257, 141-116 over Troy State, Dec. 11, 1991  
**Widest AU Victory Margin:** 56, 100-44 over Ark.-Pine Bluff, Nov. 21, 1999  
 55, 100-45 over Stony Brook, Jan. 2, 2000  
 54, 94-40 over Alabama, Jan. 18, 1998  
 54, 114-60 over Southeastern Louisiana, Nov. 13, 1998  
**Widest Margin of Defeat for AU:** 26, 87-61 by LSU, Feb. 24, 1983  
**Most Wins by AU in a Single Season:** 15 (1998-99), (2006-07)  
**Most Games Lost by AU in a Single Season:** 8 (1993-94)  
**Longest Winning Streak:** 36 (1956-57 season to 1960-61)  
 30 (1997-98 season to 1999-2000)  
**Longest Losing Streak:** 6 (1993-94, 1990-91, 1988-89)  
**Number of 100-Point Games by AU:** 29  
**Number of 100-Point Games by Opponents:** 8



Standing fifth on Auburn's all-time scoring chart, John Mengelt had eight 40-point games during his career.



# Career Leaders

**Points**

1.	Chuck Person	1982-86	2,311
2.	Mike Mitchell	1974-78	2,123
3.	Wesley Person	1990-94	2,066
4.	Eddie Johnson	1973-77	1,988
5.	John Mengelt	1968-71	1,920
6.	Ronnie Battle	1989-93	1,916
7.	Chris Morris	1984-88	1,717
8.	Jeff Moore	1984-88	1,549
9.	Marquis Daniels	1999-03	1,530
10.	Scott Pohlman	1997-2001	1,442
11.	Frank Ford	1983-87	1,389
12.	Lee DeFore	1963-66	1,386
	Aaron Swinson	1991-94	1,386
14.	Gary Redding	1972-76	1,334
15.	Doc Robinson	1996-2000	1,332
16.	Stan Pietkiewicz	1974-78	1,265
17.	Darrell Lockhart	1979-83	1,236
18.	Wes Flanigan	1993-97	1,228
19.	Charles Barkley	1981-84	1,183
20.	Lance Weems	1992-96	1,105
21.	Bryant Smith	1995-99	1,087
22.	Bubba Price	1976-80	1,075
23.	Derrick Dennison	1986-90	1,070
24.	Pat Burke	1993-97	1,064
25.	Marco Killingsworth	2001-04	1,041

**Scoring Average**

1.	John Mengelt	1968-71	24.8
2.	Mike Mitchell	1974-78	20.4
3.	Eddie Johnson	1973-77	19.5
4.	Wesley Person	1990-94	19.1
5.	Lee DeFore	1963-66	19.0
6.	Chuck Person	1982-86	18.3
7.	Aaron Swinson	1991-94	16.9
8.	Ronnie Battle	1989-93	16.8
9.	Chris Porter	1996-2000	15.3
10.	Odell Mosteller	1981-83	15.0

**Rebounds**

1.	Mike Mitchell	1974-78	996
2.	Jeff Moore	1984-88	950
3.	Chuck Person	1982-86	940
4.	Gary Redding	1972-76	936
5.	Rex Frederick	1956-59	904
6.	Chris Morris	1984-88	860
7.	Charles Barkley	1981-84	806
8.	Mamadou N'diaye	1996-2000	798
9.	Earl Banks	1977-81	730
10.	Pat Burke	1993-97	715

**Rebound Average**

1.	Rex Frederick	1956-59	14.3
2.	Layton Johns	1960-63	10.2
3.	Mike Mitchell	1974-78	9.6
	Charles Barkley	1981-84	9.6
5.	Freddie Guy	1962-65	9.5
6.	Bill Alexander	1967-70	9.0
	Gary Redding	1972-76	9.0

**Field Goals Made**

1.	Chuck Person	1982-86	1,017
2.	Mike Mitchell	1974-78	926
3.	Eddie Johnson	1973-77	789
4.	Wesley Person	1990-94	772
5.	Ronnie Battle	1989-93	717
6.	John Mengelt	1968-71	712
7.	Chris Morris	1984-88	694
8.	Jeff Moore	1984-88	608
9.	Marquis Daniels	1999-2003	597
10.	Aaron Swinson	1991-94	574

**Field Goals Attempted**


1.	Chuck Person	1982-86	1,899
2.	Mike Mitchell	1974-78	1,830
3.	Eddie Johnson	1973-77	1,777
4.	Ronnie Battle	1989-93	1,556
5.	Wesley Person	1990-94	1,533
6.	John Mengelt	1968-71	1,462
7.	Chris Morris	1984-88	1,386
8.	Scott Pohlman	1997-2001	1,274
9.	Marquis Daniels	1999-2003	1,203
10.	Doc Robinson	1996-2000	1,195

**Field Goal Percentage**

1.....	Charles Barkley	1981-84	467-746	.626
2.....	Aaron Swinson	1991-94	574-943	.609
3.....	Porter Gilbert	1958-61	250-419	.597
4.....	Chris Davis	1994-95	131-226	.580
5.....	Layton Johns	1960-63	285-499	.571
6.....	Joe Newton	1962-65	238-418	.570
7.....	Aubrey Wiley	1991-94	249-440	.566
8.....	Marco Killingsworth	2001-04	405-726	.558
9.....	Jimmy Fibbe	1958-61	320-584	.548
10.....	Chuck Person	1982-86	1017-1899	.536
11.....	Tom Perry	1966-69	210-393	.534

**3-Point Field Goals Made**

1.....	Wesley Person	1990-94	262
2.....	Lance Weems	1992-96	240
3.....	Ronnie Battle	1989-93	236
4.....	Scott Pohlman	1997-2001	206
5.....	Daymeon Fishback	1996-2000	185



Chuck Person (1982-86) is Auburn's all-time scoring leader with 2,311 points. The Brantley, Ala., native is also the career leader in field goals made (1,017) and field goals attempted (1,899).



6.....Doc Robinson.....	1996-2000.....	146
7.....Nathan Watson.....	2004-05.....	133
8.....Ian Young.....	2004-05.....	129
9.....Adam Harrington.....	2000-02.....	124
10.....Franklin Williams.....	1994-98.....	105

#### 3-Point Field Goals Attempted

1.....Lance Weems.....	1992-96.....	626
2.....Scott Pohlman.....	1997-2001.....	609
3.....Wesley Person.....	1990-94.....	594
4.....Ronnie Battle.....	1989-93.....	558
5.....Daymeon Fishback.....	1996-2000.....	530
6.....Doc Robinson.....	1996-2000.....	434
7.....Nathan Watson.....	2004-05.....	392
8.....Adam Harrington.....	2000-02.....	359
9.....Ian Young.....	2004-05.....	352
10.....Derrick Bird.....	2001-03.....	305

#### 3-Point Field Goal Percentage (min. 1.0 made per game)

1.....Wesley Person.....	1990-94.....	262-594.....	441
2.....Ronnie Battle.....	1989-93.....	236-558.....	423
3.....John Caylor.....	1986-91.....	65-157.....	414
4.....Keenan Carpenter.....	1987-89.....	103-251.....	410
5.....Larry Patrick.....	1989-91.....	38-94.....	404
6.....Gerald White.....	1983-87.....	34-87.....	391
7.....Ray Donald.....	1994-96.....	93-239.....	389
8.....Franklin Williams.....	1994-98.....	105-272.....	386
9.....Aubrey Wiley.....	1991-94.....	30-78.....	385
10.....Lance Weems.....	1992-96.....	240-626.....	383
11.....Mark Hutton.....	1992-93.....	16-42.....	381
12.....Johnny Lynn.....	1984-88.....	28-74.....	378
13.....Ronny LeMelle.....	2004-06.....	77-208.....	370

#### Free Throws Made

1. John Mengelt.....	1968-71.....	496
2. Eddie Johnson.....	1973-77.....	410
3. Wes Flanigan.....	1993-97.....	338
4. Jeff Moore.....	1984-88.....	329
5. Reggie Gallon.....	1989-93.....	289
6. Chris Morris.....	1984-88.....	287
7. Chris Brandt.....	1988-92.....	281
8. Lee DeFore.....	1963-66.....	278
9. Chuck Person.....	1982-86.....	277
10. Mike Mitchell.....	1974-78.....	271

#### Free Throws Attempted

1. John Mengelt.....	1968-71.....	619
2. Eddie Johnson.....	1973-77.....	512
3. Wes Flanigan.....	1993-97.....	485
4. Chris Brandt.....	1988-92.....	429
Jeff Moore.....	1984-88.....	429
6. Marquis Daniels.....	1999-2003.....	418
7. Bill Alexander.....	1967-70.....	409
8. Reggie Gallon.....	1989-93.....	406
9. Chris Morris.....	1984-88.....	403
10. Mike Mitchell.....	1974-78.....	398

#### Free Throw Percentage

1.....Ian Young.....	2004-05.....	120-140.....	857
2.....Stan Pietkiewicz.....	1974-78.....	241-289.....	834
3.....Ray Donald.....	1994-96.....	113-136.....	831
4.....Lee DeFore.....	1963-66.....	278-338.....	822
5.....Scott Pohlman.....	1997-2001.....	240-293.....	819
6.....Jimmy Fibbe.....	1958-61.....	198-247.....	802
7.....John Mengelt.....	1968-71.....	496-619.....	801
8.....Eddie Johnson.....	1973-77.....	410-512.....	800
9.....Lance Weems.....	1992-96.....	117-148.....	791
10.....Bobby Buisson.....	1964-67.....	246-313.....	786

#### Assists

1. Gerald White.....	1983-87.....	624
2. Wes Flanigan.....	1993-97.....	573
3. Doc Robinson.....	1996-2000.....	568
4. Eddie Johnson.....	1973-77.....	499
5. Reggie Gallon.....	1989-93.....	466
6. Paul Daniels.....	1980-84.....	460

7. Stan Pietkiewicz.....	1974-78.....	356
8. Terrance Howard.....	1984-88.....	349
9. Bubba Price.....	1976-80.....	324

#### Blocked Shots

1. Kyle Davis.....	2000-04.....	360
2. Mamadou N'diaye.....	1996-2000.....	241
3. Charles Barkley.....	1981-84.....	145
4. Chris Morris.....	1984-88.....	141
5. Pat Burke.....	1993-97.....	133
6. Korvotney Barber.....	2005-07.....	98
7. Wesley Person.....	1990-94.....	88


#### Steals

1. Marquis Daniels.....	1999-2003.....	208
2. Chris Morris.....	1984-88.....	189
3. Bryant Smith.....	1995-99.....	186
4. Reggie Gallon.....	1989-93.....	177
5. Gerald White.....	1983-87.....	164
6. Frank Ford.....	1983-87.....	156
7. Doc Robinson.....	1996-2000.....	153
8. Wes Flanigan.....	1993-97.....	152
9. Derrick Dennison.....	1986-90.....	134
10. Chuck Person.....	1982-86.....	124

Note: Figures not available prior to 1978-79 season.

#### Games Played

1. Scott Pohlman.....	1997-2001.....	129
Frank Ford.....	1983-87.....	129
3. Doc Robinson.....	1996-2000.....	128
Mamadou N'diaye.....	1996-2000.....	128
Chris Morris.....	1984-88.....	128
6. Daymeon Fishback.....	1996-2000.....	127
7. Chuck Person.....	1982-86.....	126
8. Gerald White.....	1983-87.....	122
Franklin Williams.....	1994-98.....	122
10. Bryant Smith.....	1995-99.....	121



Sharpshooter Wesley Person is Auburn's career leader in 3-point field goal percentage, made (262) and attempted (594). He is third on AU's all-time scoring chart with 2,066 points.



# Single-Season Leaders

## Points

1.	Chuck Person	1984-85	747
2.	John Mengelt	1970-71	738
3.	Chuck Person	1985-86	710
4.	John Mengelt	1969-70	696
5.	Mike Mitchell	1977-78	671
6.	Marquis Daniels	2002-03	625
7.	Wesley Person	1993-94	621
8.	Chris Morris	1987-88	620
9.	Lee DeFore	1965-66	615
10.	Chuck Person	1983-84	593
11.	Aaron Swinson	1993-94	579
12.	Eddie Johnson	1973-74	567
13.	Wesley Person	1991-92	538
	Jeff Moore	1986-87	538
15.	Keenan Carpenter	1988-89	531
16.	Ronnie Battle	1989-90	527
17.	Stan Pietkiewicz	1977-78	516
18.	Eddie Johnson	1975-76	513
19.	Wesley Person	1992-93	507
20.	Mike Mitchell	1976-77	505

## Scoring Average

1.	John Mengelt	1970-71	28.4
2.	John Mengelt	1969-70	26.8
3.	Mike Mitchell	1977-78	24.9
4.	Lee DeFore	1965-66	23.7
5.	Wesley Person	1993-94	22.2
6.	Chuck Person	1984-85	22.0
7.	Eddie Johnson	1973-74	21.8
8.	Chuck Person	1985-86	21.5
9.	Eddie Johnson	1974-75	20.9
10.	Aaron Swinson	1993-94	20.7
	Chris Morris	1987-88	20.7
12.	Wesley Person	1991-92	19.9
13.	Eddie Johnson	1975-76	19.7
14.	Mike Mitchell	1976-77	19.4
	John Mengelt	1968-69	19.4
16.	Chuck Person	1983-84	19.1
	Stan Pietkiewicz	1977-78	19.1
18.	Keenan Carpenter	1988-89	19.0

## Rebounds

1.	Rex Frederick	1957-58	325
2.	Rex Frederick	1956-57	322
3.	Bill Alexander	1969-70	316
4.	Freddie Guy	1964-65	306
5.	Chuck Person	1984-85	303
6.	Pepto Bolden	1973-74	302
7.	Chris Morris	1987-88	295
8.	Jim Retseck	1970-71	294
9.	Jeff Moore	1986-87	293
10.	Mike Mitchell	1974-75	286

## Rebound Average

1.	Rex Frederick	1956-57	15.3
2.	Rex Frederick	1957-58	14.8
3.	Rex Frederick	1958-59	12.9
4.	Layton Johns	1962-63	12.4
5.	Bob Miller	1952-53	12.3
6.	Freddie Guy	1964-65	12.2
7.	Bill Alexander	1969-70	12.1
8.	Pepto Bolden	1973-74	11.6
9.	Bob Miller	1953-54	11.5
10.	Mike Mitchell	1974-75	11.4

## Field Goals Made

1.	Chuck Person	1984-85	334
2.	Chuck Person	1985-86	310
3.	Mike Mitchell	1977-78	283
4.	John Mengelt	1970-71	265
5.	John Mengelt	1969-70	258

6.	Chuck Person	1983-84	255
7.	Marquis Daniels	2002-03	244
8.	Chris Morris	1987-88	241
	Lee DeFore	1965-66	241
10.	Aaron Swinson	1993-94	234

## Field Goals Attempted

1.	Chuck Person	1984-85	614
2.	Chuck Person	1985-86	597
3.	John Mengelt	1969-70	554
4.	John Mengelt	1970-71	548
5.	Mike Mitchell	1977-78	544
6.	Eddie Johnson	1973-74	538
7.	Lee DeFore	1965-66	516
8.	Chris Morris	1987-88	501
9.	Marquis Daniels	2002-03	476
10.	Chuck Person	1983-84	470

## Field Goal Percentage

1.	Charles Barkley	1982-83	161-250	644
2.	Charles Barkley	1983-84	162-254	638
3.	Aaron Swinson	1993-94	234-371	631
4.	Joe Newton	1964-65	126-208	606
5.	Aaron Swinson	1992-93	183-305	600
6.	Charles Barkley	1981-82	144-242	595
7.	Aaron Swinson	1991-92	157-267	588
8.	Marco Killingsworth	2003-04	145-247	587
9.	Layton Johns	1961-62	129-221	584
10.	Porter Gilbert	1960-61	88-151	583

## 3-Point Field Goals Made

1.	Lance Weems	1995-96	108
2.	Wesley Person	1993-94	93
3.	Keenan Carpenter	1988-89	84
4.	Lance Weems	1994-95	78
5.	Adam Harrington	2000-01	72
6.	Ronnie Battle	1991-92	71
7.	Ian Young	2004-05	70
8.	Wesley Person	1991-92	69
9.	Ronnie Battle	1989-90	64
10.	Scott Pohlman	1998-99	62
	Toney Douglas	2004-05	62

## 3-Point Field Goals Attempted

1.	Lance Weems	1995-96	279
2.	Adam Harrington	2000-01	211
3.	Wesley Person	1993-94	210
4.	Keenan Carpenter	1988-89	203
5.	Ian Young	2004-05	202
6.	Lance Weems	1994-95	195
7.	Daymeon Fishback	1996-97	174
8.	Toney Douglas	2004-05	166
9.	Ronnie Battle	1989-90	164
10.	Daymeon Fishback	1996-2000	164

## 3-Point Field Goal Percentage (min. 1.0 made per game)

1.	Ronnie Battle	1991-92	71-139	511
2.	Wesley Person	1991-92	69-141	489
3.	Franklin Williams	1995-96	32-68	471
4.	Wesley Person	1992-93	58-125	464
5.	Wesley Person	1993-94	93-210	443
6.	Quan Prowell	2006-07	35-81	432
7.	John Caylor	1987-88	40-95	421
8.	Jay Heard	1998-99	39-93	419
9.	Ray Donald	1994-95	45-108	417
10.	Keenan Carpenter	1988-89	84-203	414
11.	Ronnie Battle	1990-91	50-122	410
12.	Lance Weems	1994-95	78-195	400

## Free Throws Made

1.	John Mengelt	1970-71	208
2.	John Mengelt	1969-70	180
3.	Wally Tinker	1967-68	148
4.	Bob Miller	1953-54	144
5.	Lee DeFore	1965-66	133



7.	Wally Tinker	1968-69	125
8.	Chris Brandt	1989-90	120
	Jeff Moore	1986-87	120
10.	Layton Johns	1961-62	119

**Free Throws Attempted**

1.	John Mengelt	1970-71	256
2.	John Mengelt	1969-70	225
3.	Bob Miller	1953-54	213
4.	Wally Tinker	1967-68	199
5.	Chris Brandt	1989-90	186
6.	Chris Porter	1998-99	179
7.	Wes Flanigan	1995-96	168
8.	Aaron Swinson	1993-94	161
9.	Marquis Daniels	1002-03	159
10.	Rex Frederick	1957-58	157
11.	Lee DeFore	1965-66	156

**Free Throw Percentage (min. 2.0 made per game)**

1.	Eddie Johnson	1974-75	102-116	.879
2.	Stan Pietkiewicz	1977-78	128-146	.877
3.	Jimmy Fibbe	1960-61	83- 96	.865
	Ian Young	2004-05	83- 96	.865
5.	Scott Pohlman	1998-99	69- 80	.863
6.	Jimmy Montgomery	1965-66	83- 97	.856
7.	Lee DeFore	1965-66	133-156	.853
8.	Bobby Buisson	1965-66	100-119	.840
9.	Jeff Moore	1987-88	86-103	.835
10.	Ronnie Battle	1992-93	79- 96	.823
11.	Wally Tinker	1968-69	125-152	.822

**Assists**

1.	Gerald White	1985-86	221
2.	Wes Flanigan	1995-96	214
3.	Jamison Brewer	2000-01	187
4.	Gerald White	1984-85	185
5.	Doc Robinson	1999-2000	175
6.	Doc Robinson	1998-99	166
7.	Quantez Robertson	2006-07	163
8.	Terrance Howard	1987-88	160
9.	Eddie Johnson	1975-76	149
10.	Moochie Norris	1994-95	143
11.	Eddie Johnson	1974-75	140
12.	Wes Flanigan	1996-97	138

**Blocked Shots**


1.	Kyle Davis	2002-03	126
2.	Kyle Davis	2000-01	84
3.	Kyle Davis	2001-02	78
4.	Mamadou N'diaye	1998-99	77
5.	Mamadou N'diaye	1997-98	73
6.	Kyle Davis	2003-04	72
7.	Mamadou N'diaye	1999-2000	66
8.	Korvotney Barber	2006-07	55
9.	Charles Barkley	1981-82	51
10.	Charles Barkley	1983-84	49
11.	Pat Burke	1995-96	45
	Chris Morris	1984-85	45
	Charles Barkley	1982-83	45

Note: Figures not available prior to 1978-79 season.

**Steals**

1.	Marquis Daniels	2002-03	78
2.	Marquis Daniels	2000-01	71
3.	Bryant Smith	1997-98	67
4.	Wes Flanigan	1995-96	64
	Chris Porter	1998-99	64
	Derrick Dennison	1989-90	64
7.	Brandon Robinson	2003-04	62
8.	Gerald White	1984-85	60
9.	Reggie Gallon	1989-90	58
10.	Quantez Robertson	2006-07	55
11.	Marquis Daniels	2001-02	54
12.	Bryant Smith	1996-97	53
	Bryant Smith	1998-99	53
14.	Chris Morris	1987-88	52
	Chris Porter	1999-2000	52
	Nathan Watson	2004-05	52

Note: Figures not available prior to 1978-79 season.



Chris Morris averaged 20.7 points per game in 1987-88 in leading the Tigers to the NCAA Tournament.

# Year-by-Year Leaders

Scoring						
Season	Player	G	FGM	3FG	FTM	PTS AVG.
2006-07	Josh Dollard, So., F	26	125	18	58	326... 12.5
2005-06	Ronny LeMelle, Sr., G	28	123	58	55	359... 12.8
2004-05	Toney Douglas, Fr., G	31	179	70	105	525... 16.9
2003-04	Marco Killingsworth, Jr., F	27	145	4	77	371... 13.7
2002-03	Marquis Daniels, Sr., F	34	244	30	107	625... 18.4
2001-02	Marquis Daniels, Jr., F	28	115	22	73	325... 11.6
2000-01	Marquis Daniels, So., F	32	206	11	395	503... 15.7
1999-2000	Chris Porter, Sr., F	26	141	4	304	380... 14.6
1998-99	Chris Porter, Jr., F	30	179	8	381	479... 16.0
1997-98	Doc Robinson, So., G	30	140	43	358	372... 12.4
1996-97	Wes Flanigan, Sr., G	31	117	26	81	341... 11.0
1995-96	Lance Weems, Sr., G	32	149	108	24	430... 13.4
1994-95	Lance Weems, Jr., G	29	127	78	50	382... 13.2
1993-94	Wesley Person, Sr., G/F	28	217	93	93	621... 22.2
1992-93	Wesley Person, Jr., F	27	194	58	61	507... 18.8
1991-92	Wesley Person, So., F	27	208	69	53	538... 19.9
1990-91	Ronnie Battle, So., G	29	184	50	76	494... 17.0
1989-90	Ronnie Battle, Fr., G	31	202	64	59	527... 17.0
1988-89	Keenan Carpenter, Sr., G	28	195	84	57	531... 19.0
1987-88	Chris Morris, Sr., F	30	241	33	105	620... 20.7
1986-87	Jeff Moore, Jr., C	31	208	2	120	538... 17.4
1985-86	Chuck Person, Sr., F	33	310	0	90	710... 21.5
1984-85	Chuck Person, Jr., F	34	334	0	79	747... 22.0
1983-84	Chuck Person, So., F	31	255	0	83	593... 19.1
1982-83	Charles Barkley, So., C	28	161	0	82	404... 14.4
1981-82	Odell Mosteller, Jr., G	28	186	0	73	445... 15.9
1980-81	Earl Banks, Sr., C	27	140	0	40	320... 11.9
1979-80	Bubba Price, Sr., G	28	123	0	59	305... 10.9
1978-79	Bobby Cattage, So., C	29	184	0	92	460... 15.9
1977-78	Mike Mitchell, Sr., F	27	283	0	105	671... 24.9
1976-77	Mike Mitchell, Jr., F	26	229	0	47	505... 19.4
1975-76	Eddie Johnson, Jr., G	26	204	0	105	513... 19.7
1974-75	Eddie Johnson, So., G	24	200	0	102	502... 20.9
1973-74	Eddie Johnson, Fr., G	26	231	0	105	567... 21.8
1972-73	Gary England, Sr., G	26	140	0	53	333... 12.8
1971-72	Jim Retseck, Jr., F	26	165	0	100	430... 16.5
1970-71	John Mengelt, Sr., G	26	265	0	208	738... 28.4
1969-70	John Mengelt, Jr., G	26	258	0	180	696... 26.8
1968-69	John Mengelt, So., G	25	189	0	108	486... 19.4
1967-68	Wally Tinker, Jr., F	26	115	0	148	378... 14.5
1966-67	Alex Howell, Jr., G	25	148	0	52	348... 14.0
1965-66	Lee DeFore, Sr., F	26	241	0	133	615... 23.7
1964-65	Lee DeFore, Jr., F	23	145	0	73	363... 15.8
1963-64	Lee DeFore, So., F	23	168	0	72	408... 17.7
1962-63	Layton Johns, Sr., C	22	119	0	92	330... 15.0
1961-62	Layton Johns, Jr., C	24	129	0	119	377... 15.7
1960-61	Jimmy Fibbe, Sr., F	22	120	0	83	323... 14.7
1959-60	Henry Hart, Sr., G	20	108	0	94	310... 15.5
1958-59	Jimmy Lee, Sr., G	22	112	0	65	289... 13.1
1957-58	Rex Frederick, Jr., F	22	123	0	109	355... 16.1
1956-57	Jimmy Lee, So., G	21	134	0	66	334... 15.9
1955-56	Bill McGriff, So., C	21	121	0	92	334... 15.9
1954-55	Bill Kirkpatrick, Sr., G	20	152	0	67	371... 18.7
1953-54	Bob Miller, Sr., C	24	141	0	144	426... 17.8
1952-53	Bob Miller, Jr., C	21	86	0	96	268... 15.8
1951-52	Inman Veal, So., G	26	114	0	47	284... 10.9
1950-51	Dan Pridgen, Sr., C	22	111	0	56	278... 12.6
1949-50	Bill Lynn, Sr., C	23	129	0	81	339... 14.7

Rebounding			
Season	Player	G	REB. AVG.
2006-07	Josh Dollard, So., F	26	181... 7.0
2005-06	Korvotney Barber, Fr., F	28	134... 4.8
2004-05	Quinnel Brown, Sr., F	31	186... 6.0
2003-04	Marco Killingsworth, Jr., F	27	187... 6.9
2002-03	Marco Killingsworth, So., F	34	219... 6.4
2001-02	Marquis Daniels, Jr., F	28	148... 5.3
2000-01	Jamison Brewer, So., G	32	230... 7.2
1999-2000	Mamadou N'diaye, Sr., C	34	267... 7.9
1998-99	Chris Porter, Jr., F	30	259... 8.6
1997-98	Mamadou N'diaye, So., C	30	208... 6.9
1996-97	Pat Burke, Sr., C	31	216... 7.0
1995-96	Pat Burke, Jr., C	32	278... 8.7

1994-95	Chris Davis, Jr., F	29	178... 6.1
1993-94	Aubrey Wiley, Sr., F	28	261... 9.3
1992-93	Aaron Swinson, Jr., F/C	27	207... 7.7
1991-92	Aaron Swinson, So., F	27	203... 7.5
1990-91	Robert McKie, So., C	28	164... 5.9
1989-90	John Caylor, Jr., C-F	28	189... 6.8
1988-89	Matt Geiger, So., C	28	186... 6.6
1987-88	Chris Morris, Sr., F	30	295... 9.8
1986-87	Jeff Moore, Jr., C	31	293... 9.5
1985-86	Chuck Person, Sr., F	33	260... 7.9
1984-85	Chuck Person, Jr., F	34	303... 8.9
1983-84	Charles Barkley, Jr., C	28	265... 9.5
1982-83	Charles Barkley, So., C	28	266... 9.5
1981-82	Charles Barkley, Fr., C	28	275... 9.8
1980-81	Earl Banks, Sr., C	27	188... 7.0
1979-80	Earl Banks, Jr., C	28	164... 5.9
1978-79	Bobby Cattage, So., C	29	269... 9.3
1977-78	Mike Mitchell, Sr., F	27	241... 8.9
1976-77	Pepto Bolden, Sr., F	26	233... 9.0
1975-76	Mike Mitchell, So., F	26	249... 9.6
1974-75	Mike Mitchell, Fr., F	25	286... 11.4
1973-74	Pepto Bolden, Fr., C	26	302... 11.6
1972-73	Gary Redding, Fr., F	26	214... 8.2
1971-72	Jim Retseck, Jr., F	26	240... 9.2
1970-71	Jim Retseck, So., F	26	294... 11.3
1969-70	Bill Alexander, Sr., C	26	316... 12.1
1968-69	Wally Tinker, Sr., F	25	195... 7.8
1967-68	Bill Alexander, So., C	25	186... 7.4
1966-67	Wally Tinker, So., F	25	211... 8.4
1965-66	Lee DeFore, Sr., F	26	249... 9.6
1964-65	Freddie Guy, Sr., F	25	306... 12.2
1963-64	Freddie Guy, Jr., F	22	257... 11.1
1962-63	Layton Johns, Sr., C	22	274... 12.4
1961-62	Layton Johns, Jr., C	24	270... 11.3
1960-61	Jimmy Fibbe, Sr., F	22	144... 6.5
1959-60	Jimmy Fibbe, Jr., C	22	152... 6.9
1958-59	Rex Frederick, Sr., C	20	257... 12.9
1957-58	Rex Frederick, Jr., F	22	325... 14.8
1956-57	Rex Frederick, So., F	21	322... 15.3
1955-56	Bill McGriff, Sr., C	21	214... 10.2
1954-55	Jim O'Donnell, Sr., F	20	172... 8.6



Two-time All-American John Mengelt (r) holds the Auburn single-season record with a 28.4 point scoring average in 1970-71.



1953-54	Bob Miller, Sr., C	24	277	11.5
1952-53	Bob Miller, Jr., C	17	209	12.3
1951-52	Bob Fenn, Jr., C	25	194	7.8
1950-51	Dan Pridgen, Sr., C	20	181	9.1


**Field Goal Percentage**

Season	Player	G	FGM-FGA	Pct.
2006-07	Korvotney Barber, So., F	32	148-244	.607
2005-06	Korvotney Barber, Fr., F	28	81-141	.574
2004-05	Daniel Hayles, Fr., F-G	31	71-142	.500
2003-04	Marco Killingsworth, Jr., F	27	145-247	.587
2002-03	Marco Killingsworth, So., F	34	170-309	.550
2001-02	Marco Killingsworth, Fr., F	28	90-170	.529
2000-01	Marquis Daniels, So., G	32	206-395	.522
1999-2000	Mamadou N'diaye, Sr., C	34	100-187	.535
1998-99	Mamadou N'diaye, Jr., C	33	88-180	.489
1997-98	Bryant Smith, Jr., F	28	130-257	.506
1996-97	Pat Burke, Sr., C	31	128-270	.474
1995-96	Franklin Williams, So., F	32	115-217	.530
1994-95	Chris Davis, Jr., F	29	131-226	.580
1993-94	Aaron Swinson, Sr., F	28	234-371	.631
1992-93	Aaron Swinson, Jr., F/C	27	183-305	.600
1991-92	Aaron Swinson, So., F	27	157-267	.588
1990-91	John Caylor, Sr., F-C	29	86-170	.506
1989-90	John Caylor, Jr., C-F	28	90-169	.533
1988-89	Matt Geiger, So., C	28	170-337	.504
1987-88	John Caylor, So., F	30	102-193	.528
1986-87	Chris Morris, Jr., F	31	170-304	.559
1985-86	Frank Ford, Jr., G	33	153-281	.544
1984-85	Frank Ford, So., G	34	161-291	.553
1983-84	Charles Barkley, Jr., C	28	162-254	.638
1982-83	Charles Barkley, So., C	28	161-250	.644
1981-82	Charles Barkley, Fr., C	28	144-242	.595
1980-81	Earl Banks, Sr., C	27	140-248	.565
1979-80	Rich Valavicius, Sr., F	17	71-136	.522
1978-79	Rich Valavicius, Jr., F	29	171-322	.531
1977-78	Myles Patrick, Sr., F	27	103-196	.526
1976-77	Mike Mitchell, Jr., F	26	229-429	.534
1975-76	Gary Redding, Sr., F	26	139-265	.525
1974-75	Gary Redding, Jr., F	26	159-309	.515
1973-74	Pepto Bolden, Fr., C	26	113-212	.533
1972-73	Albert Johnson, Sr., F	24	76-144	.528
1971-72	Ernie Magri, Jr., F	19	62-110	.564
1970-71	Al Leapheart, Jr., C	26	114-225	.506
1969-70	Bill Alexander, Sr., C	26	141-271	.520
1968-69	Bill Alexander, Jr., C	25	126-238	.529
1967-68	Tom Perry, Jr., F	24	75-147	.510
1966-67	Tom Perry, So., F	25	78-135	.577
1965-66	Bobby Buisson, Jr., G	26	105-185	.566
1964-65	Joe Newton, Sr., C	24	126-208	.606
1963-64	Joe Newton, Jr., C	22	85-154	.552
1962-63	John Blackwell, Jr., F	22	123-219	.562
1961-62	Layton Johns, Jr., C	24	129-232	.556
1960-61	Porter Gilbert, Sr., G	19	88-151	.583
1959-60	Porter Gilbert, Jr., G	22	97-169	.574
1958-59	Jimmy Fibbe, So., F	22	92-160	.575
1957-58	Rex Frederick, Jr., F	22	123-276	.446
1956-57	Rex Frederick, So., F	21	103-201	.512
1955-56	Kay Slayden, Sr., F	21	107-222	.482
1954-55	Gordon Mummert, Sr., C	19	81-180	.450
1953-54	Bob Miller, Sr., C	24	141-284	.496
1952-53	Bob Miller, Jr., C	21	86-212	.406
1951-52	Bill Fickling, So., F	22	75-191	.393
1950-51	Don Lanford, Sr., G	22	89-265	.336
1949-50	Don Lanford, Jr., G	22	76-188	.404

Minimum of 3 FGM per game.

**3-Point Field Goals**

Season	Player	G	3FGM	AVG.
2006-07	Quan Prowell, Jr., F	21	35	1.75
2005-06	Ronny LeMelle, Sr., G	28	58	2.1
2004-05	Ian Young, Sr., G	30	70	2.3
2003-04	Ian Young, Jr., G	28	59	2.1
2002-03	Derrick Bird, Sr., G	34	56	1.6
2001-02	Adam Harrington, Jr., G	28	52	1.9
2000-01	Adam Harrington, So., G	31	72	2.3
1999-2000	Daymeon Fishback, Sr., G	34	59	1.7
1998-99	Scott Pohlman, So., G	33	62	1.9
1997-98	Scott Pohlman, Fr., G	30	53	1.8
1996-97	Daymeon Fishback, Fr., G	31	57	1.8
1995-96	Lance Weems, Sr., G	32	108	3.4
1994-95	Lance Weems, Jr., G	29	78	2.7



Aaron Swinson led Auburn in field goal pct. the three years he played and led the SEC shooting 63.1 percent in 1993-94 and 60.0 percent in 1992-93.

1993-94	Wesley Person, Sr., G/F	28	93	3.3
1992-93	Wesley Person, Jr., F	27	58	2.1
1991-92	Ronnie Battle, Jr., G	27	71	2.6
1990-91	Ronnie Battle, So., G	29	50	1.7
1989-90	Ronnie Battle, Fr., G	31	64	2.1
1988-89	Keenan Carpenter, Sr., G	28	84	3.0
1987-88	John Caylor, So., F	30	40	1.3
1986-87	Gerald White, Sr., G	24	32	1.3

Minimum of 1.0 3FGM per game. Note: 3-point shot instituted in 1986-87.

**3-Point Field-Goal Percentage (min. 1.0 made per game)**

Season	Player	G	3FGM-3FGA	Pct.
2006-07	Quan Prowell, Jr., F	21	35-81	.432
2005-06	Rasheem Barrett, Fr., G	28	39-100	.390
2004-05	Nathan Watson, Sr., G	31	52-139	.374
2003-04	Ian Young, Jr., G	28	59-150	.393
2002-03	Nathan Watson, So., G	28	38-103	.369
2001-02	Adam Harrington, Jr., G	28	52-148	.351
2000-01	Adam Harrington, So., G	31	72-211	.341
1999-2000	Daymeon Fishback, Sr., G	34	59-164	.360
1998-99	Jay Heard, Fr., G	33	39-93	.419
1997-98	Daymeon Fishback, So., G	29	39-111	.351
1996-97	Franklin Williams, Jr., F	31	33-86	.384
1995-96	Franklin Williams, So., F	32	32-68	.471
1994-95	Ray Donald, Jr., G/F	29	45-108	.417
1993-94	Wesley Person, Sr., G/F	28	93-210	.443
1992-93	Wesley Person, Jr., F	27	58-125	.464
1991-92	Ronnie Battle, Jr., G	27	71-139	.511
1990-91	Ronnie Battle, So., G	29	50-122	.410
1989-90	Ronnie Battle, Fr., G	31	64-164	.390
1988-89	Keenan Carpenter, Sr., G	28	84-203	.414
1987-88	John Caylor, So., F	30	40-95	.421
1986-87	Gerald White, Sr., G	24	32-83	.386

Minimum of 1.0 3FGM per game. Note: 3-point shot instituted in 1986-87.

**Free Throw Percentage**

Season	Player	G	FTM-FTA	Pct.
2006-07	Frank Tolbert, Jr., G	32	83-116	.716
2005-06	Rasheem Barrett, Fr., G	28	52-69	.754
2004-05	Ian Young, Sr., G	30	83-96	.865
2003-04	Ian Young, Jr., G	28	37-44	.841
2002-03	Derrick Bird, Sr., G	34	56-69	.812
2001-02	Adam Harrington, Jr., G	28	55-79	.696
2000-01	Scott Pohlman, Sr., G	32	70-86	.814
1999-2000	Doc Robinson, Sr., G	34	63-81	.778
1998-99	Scott Pohlman, So., G	33	69-80	.863



1997-98	Bryant Smith, Jr., F	28	99-149	664
1996-97	Wes Flanigan, Sr., G	31	81-122	664
1995-96	Ray Donald, Sr., G	32	61-68	897
1994-95	Wes Flanigan, So., G	29	81-101	802
1993-94	Wesley Person, Sr., G/F	28	94-128	734
1992-93	Ronnie Battle, Sr., G	27	79-96	823
1991-92	Chris Brandt, Sr., C	27	108-147	735
1990-91	Ronnie Battle, So., G	29	76-99	768
1989-90	Reggie Gallon, Fr., G	31	99-128	773
1988-89	Keenan Carpenter, Sr., G	28	57-73	781
1987-88	Jeff Moore, Sr., C	20	86-103	835
1986-87	Jeff Moore, Jr., C	31	120-150	800
1985-86	Chuck Person, Sr., F	33	90-112	804
1984-85	Chuck Person, Jr., F	34	79-107	738
1983-84	Chuck Person, So., F	31	83-114	728
1982-83	Odell Mosteller, Sr., G	28	73-90	811
1981-82	Odell Mosteller, Jr., G	28	73-99	737
1980-81	Frank Poindexter, So., F	27	81-100	810
1979-80	Rich Valavicius, Sr., F	17	47-61	770
1978-79	Bubba Price, Jr., G	29	97-123	789
1977-78	Stan Pietkiewicz, Sr., G	27	128-146	877
1976-77	Eddie Johnson, Sr., G	26	98-124	790
1975-76	Eddie Johnson, Jr., G	26	105-142	739
1974-75	Eddie Johnson, So., G	24	102-116	879
1973-74	Eddie Johnson, Fr., G	26	105-130	807
1972-73	Mike Christian, Jr., G	26	78-114	684
1971-72	Henry Harris, Sr., G	26	94-128	734
1970-71	John Mengelt, Sr., G	26	208-256	812
1969-70	John Mengelt, Jr., G	26	180-225	800
1968-69	Wally Tinker, Sr., F	25	125-152	822
1967-68	Tom Perry, Jr., F	24	69-86	802
1966-67	Bobby Buisson, Sr., G	25	97-126	785
1965-66	Jimmy Montgomery, Sr., F	26	83-97	856
1964-65	Lee DeFore, Jr., F	23	73-92	793
1963-64	Joe Newton, Jr., C	22	61-76	803
1962-63	Larry Cart, Sr., G	22	66-89	742
1961-62	Layton Johns, Jr., C	24	119-155	768
1960-61	Jimmy Fibbe, Sr., F	22	83-96	865
1959-60	David Vaughn, Jr., F	18	68-85	800
1958-59	Henry Hart, Sr., G	22	102-138	739
1957-58	Jimmy Lee, Jr., G	22	62-85	729
1956-57	Jimmy Lee, So., G	21	66-85	776
1955-56	Jim O'Donnell, Sr., F	21	80-104	769
1954-55	Jim O'Donnell, Jr., F	20	112-147	762
1953-54	Jack Turner, Sr., G	24	82-110	745
1952-53	Jack Turner, Jr., G	21	82-117	701
1951-52	Jack Turner, So., G	22	66-89	742
1950-51	George Hill, Sr., F	22	61-76	803
1949-50	Don Lanford, Jr., G	22	78-101	772

Minimum of 2.0 FTM per game.

**Assists**

Season	Player	G	AST	APG
2006-07	Quantez Robertson, So., G	32	163	5.1
2005-06	Quantez Robertson, Fr., G	28	130	4.6
2004-05	Ian Young, Sr., G	30	121	4.0
2003-04	Ian Young, Jr., G	28	68	2.4
2002-03	Marquis Daniels, Sr., G	34	113	3.3
2001-02	Marquis Daniels, Jr., F	28	116	4.1
2000-01	Jamison Brewer, So., G	32	187	5.8
1999-2000	Doc Robinson, Sr., G	34	175	5.1
1998-99	Doc Robinson, Jr., G	33	166	5.0
1997-98	Doc Robinson, So., G	30	131	4.4
1996-97	Wes Flanigan, Sr., G	31	138	4.5
1995-96	Wes Flanigan, Jr., G	32	214	6.7
1994-95	Moochie Norris, Jr., G	29	143	4.9
1993-94	Wes Flanigan, Fr., G	28	137	4.9
1992-93	Reggie Gallon, Sr., G	27	121	4.5
1991-92	Champ Wrencher, Sr., G	27	121	4.5
1990-91	Reggie Gallon, So., G	29	119	4.1
1989-90	Reggie Gallon, Fr., G	31	119	3.8
1988-89	Derrick Dennison, Jr., G	28	119	4.3
1987-88	Terrance Howard, Sr., G	30	160	5.3
1986-87	Gerald White, Sr., G	24	124	5.2
1985-86	Gerald White, Jr., G	33	221	6.7
1984-85	Gerald White, So., G	34	185	5.4
1983-84	Paul Daniels, Sr., G	30	132	4.4
1982-83	Paul Daniels, Jr., G	28	134	4.8
1981-82	Paul Daniels, So., G	28	136	4.9
1980-81	Byron Henson, So., G	26	63	2.4
1979-80	Eric Stringer, Jr., G	28	103	3.7

1978-79	Bubba Price, Jr., G	29	120	4.1
1977-78	Stan Pietkiewicz, Sr., G	27	128	4.7
1976-77	Eddie Johnson, Sr., G	26	135	5.2
1975-76	Eddie Johnson, Jr., G	26	149	5.7
1974-75	Eddie Johnson, So., G	24	140	5.8
1973-74	Mike Christian, Sr., G	26	94	3.6
1972-73	Gary England, Sr., G	26	82	3.2
1971-72	Henry Harris, Sr., G	26	69	2.7
1970-71	John Mengelt, Sr., G	26	91	3.5
1969-70	Carl Shetler, Sr., G	26	67	2.6
1968-69	Wally Tinker, Sr., F	25	129	5.2
1967-68	Tom Perry, Jr., F	24	96	4.0
1966-67	Bobby Buisson, Sr., G	25	73	2.9
1965-66	Bobby Buisson, Jr., G	26	109	4.2

Note: Figures not available prior to 1965-66 season.

**Blocked Shots**

Season	Player	G	BK
2006-07	Korvotney Barber, Jr., G	32	55
2005-06	Korvotney Barber, Fr., F	28	43
2004-05	Frank Tolbert, Fr., G	30	15
2003-04	Kyle Davis, Sr., C	28	72
2002-03	Kyle Davis, Jr., C	34	126
2001-02	Kyle Davis, So., C	24	78
2000-01	Kyle Davis, Fr., C	30	84
1999-2000	Mamadou N'diaye, Sr., C	34	66
1998-99	Mamadou N'diaye, Jr., C	33	77
1997-98	Mamadou N'diaye, So., C	30	73
1996-97	Pat Burke, Sr., C	31	33
1995-96	Pat Burke, Jr., C	32	45
1994-95	Pat Burke, So., C	29	29
1993-94	Pat Burke, Fr., C	28	26
1992-93	Mark Hutton, Jr., F	27	38
1991-92	Wesley Person, So., F	27	29
1990-91	Wesley Person, Fr., F	26	31
1989-90	Zane Arnold, Jr., C	31	21
1988-89	Matt Geiger, So., C	28	25
1987-88	Chris Morris, Sr., F	30	39
1986-87	Mike Jones, So., F	31	41
1985-86	Mike Jones, Fr., F	33	34
1984-85	Chris Morris, Fr., F	34	45
1983-84	Charles Barkley, Jr., C	28	49
1982-83	Charles Barkley, So., C	28	45
1981-82	Charles Barkley, Fr., C	28	51
1980-81	Earl Banks, Sr., C	27	20
1979-80	Benny Anthony, Sr., F	28	26
1978-79	Earl Banks, So., C	29	21

Note: Figures not available prior to 1978-79 season.

**Steals**

Season	Player	G	ST
2006-07	Quantez Robertson, So., G	32	55
2005-06	Ronny LeMelle, Sr., G	28	40
2004-05	Nathan Watson, Sr., G	31	52
2003-04	Brandon Robinson, Jr., F	28	62
2002-03	Marquis Daniels, Sr., F	34	78
2001-02	Marquis Daniels, Jr., F	28	54
2000-01	Marquis Daniels, So., F	32	71
1999-2000	Chris Porter, Sr., F	26	52
1998-99	Chris Porter, Jr., F	30	64
1997-98	Bryant Smith, Jr., F	28	67
1996-97	Bryant Smith, So., F	31	53
1995-96	Wes Flanigan, Jr., G	32	64
1994-95	Moochie Norris, Jr., G	29	51
1993-94	Wesley Person, Sr., G/F	28	28
1992-93	Reggie Gallon, Sr., G	27	39
1991-92	Reggie Gallon, Jr., G	27	39
1990-91	Reggie Gallon, So., G	29	41
1989-90	Derrick Dennison, Sr., F	30	64
1988-89	Derrick Dennison, Jr., G	28	44
1987-88	Chris Morris, Sr., F	30	52
1986-87	Chris Morris, Jr., F	31	45
1985-86	Chris Morris, So., F	33	49
1984-85	Gerald White, So., G	34	60
1983-84	Chuck Person, So., F	31	38
1982-83	Paul Daniels, Jr., G	28	42
1981-82	Odell Mosteller, Jr., G	28	30
1980-81	Alvin Mumphord, So., G	26	29
1979-80	Bubba Price, Sr., G	28	33
1978-79	Bubba Price, Jr., G	29	49

Note: Figures not available prior to 1978-79 season.

# TIGERS



# TIGER RECORDS

## Single-Game Scoring

Pts.	Player	Opponent	AU-Opp	Date	Site
60	John Mengelt	Alabama	121-78	2/14/70	H
48	John Mengelt	Vanderbilt	96-94	2/20/71	H
47	John Mengelt	Ole Miss	91-77	12/13/69	H
45	John Mengelt	N.C. State	91-85	12/5/70	H
44	Wesley Person	UAB	85-89	12/16/93	H
44	Keenan Carpenter	LSU	91-104	2/8/89	H
43	Ronnie Battle	Georgia	89-84	2/1/92	H
42	John Mengelt	Kentucky	93-105	2/3/69	A
41	John Mengelt	Kentucky	83-84	2/2/70	H
40	Chuck Person	Vanderbilt	79-65	3/1/86	A
40	Mike Mitchell	Georgia	95-71	1/10/77	A
40	John Mengelt	Georgia	79-58	1/4/71	A
40	John Mengelt	Vanderbilt	74-92	2/21/70	H
39	Chuck Person	Florida	81-78	2/6/85	A
39	Eddie Johnson	Tennessee	78-83	1/19/76	A
38	Toney Douglas*	Nicholls State	92-78	11/24/04	H
38	Marquis Daniels	Troy State	94-66	12/2/02	N
38	Mike Mitchell	LSU	95-101	2/20/78	H
38	Eddie Johnson*	Florida	77-85	2/16/74	A
38	John Mengelt	Kentucky	83-102	3/1/71	H
38	Joe Newton	Tulane	87-73	2/15/65	H
37	John Mengelt	Ole Miss	86-85	3/6/71	H
37	John Mengelt	Georgia	84-85	1/20/69	H
36	Lance Weems	Arkansas	101-76	1/6/96	H
36	Derrick Dennison	Vanderbilt	87-74	2/20/90	A
36	Chris Morris	Bradley	90-86	3/17/88	N
36	Chuck Person	Alabama	72-74	2/16/85	A
36	Chuck Person	Villanova	95-83	12/28/83	N
36	Bill Kirkpatrick	Howard	98-77	1/5/55	H
36	John Mengelt	Vanderbilt	85-107	1/23/71	A
36	John Mengelt	Florida	85-70	2/6/71	H
35	Charles Barkley	Tennessee	77-80	1/24/83	H
35	Stan Pietkiewicz	Tennessee	107-94	3/6/78	H
35	Eddie Johnson	LSU	87-78	1/25/75	A
35	John Mengelt	Ole Miss	97-103	12/12/70	A
35	Ronnie Quick	Louisiana Tech	88-77	12/6/66	H
35	Lee DeFore	Florida	86-66	2/9/66	A
35	Lee DeFore	Jacksonville State	78-50	12/7/65	H
35	Lee DeFore	Rice	91-74	12/2/65	H
34	Chris Porter	Navy	88-70	12/19/98	A
34	Wesley Person	Ole Miss	85-88 (2OT)	1/19/94	A
34	Derrick Dennison	LSU	78-76	3/9/90	N
34	Mike Mitchell	Iona	82-105	12/17/77	H
34	Gary England	Kentucky	79-91	3/3/73	H
34	Lee DeFore	Florida State	80-64	12/27/65	N
33	Toney Douglas*	Virginia	87-89	12/3/04	N
33	Mack McGadney	Toledo (2ot)	90-95	11/25/00	N
33	Wesley Person	Troy State	141-116	12/11/91	H
33	Keenan Carpenter	Florida	79-90	2/15/89	A
33	Chuck Person	Delaware	95-63	12/22/84	N
33	Myles Patrick	Mississippi State	75-89	3/7/77	A
33	Eddie Johnson*	Lamar	88-78	12/22/73	N
33	Ernie Magri	Florida	103-100	2/12/72	A
33	John Mengelt	Louisiana Tech	93-87	12/1/70	H

Pts.	Player	Opponent	AU-Opp	Date	Site
33	John Mengelt	Vanderbilt	84-75	1/24/70	A
32	Toney Douglas*	Florida	78-84	1/12/05	H
32	Adam Harrington	Detroit	75-72	12/9/00	N
32	Aaron Swinson	Kentucky	74-91	1/30/94	H
32	Keenan Carpenter	Ole Miss	77-80	2/18/89	A
32	Jeff Moore	Eastern Kentucky	97-82	12/15/86	A
32	Mike Jones	Illinois	103-107	12/12/87	A
32	Chuck Person	West Virginia	59-58	12/29/84	A
32	Stan Pietkiewicz	Mississippi State	85-74	1/30/78	H
32	Mike Mitchell	Southern Cal	74-85	12/29/77	N
32	Eddie Johnson	Vanderbilt	78-85	2/17/75	A
32	Eddie Johnson*	Georgia	97-84	3/2/74	H
32	John Mengelt	LSU	94-114	2/15/71	A
32	John Mengelt	Houston	76-79	12/21/70	A
32	Lee DeFore	Houston	76-89	12/30/65	N
31	Marquis Daniels	South Carolina	67-60	1/15/03	A
31	Ronnie Battle	Tennessee	88-75	1/20/93	H
31	Aaron Swinson	Troy State	141-116	12/11/91	H
31	Ronnie Battle	LSU	84-96	1/12/91	H
31	Wesley Person	Tulane	84-71	12/28/90	N
31	Chris Morris	Illinois	103-107	12/12/87	A
31	Chuck Person	Ole Miss	75-73	2/22/86	H
31	Chuck Person	Tennessee	75-60	2/9/85	H
30	Aaron Swinson	LSU	111-83	2/12/94	A
30	Wesley Person	Tennessee	85-92	1/22/94	A
30	Wesley Person	Old Dominion	101-87	12/18/93	A
30	Wesley Person	Nicholls State	76-79	11/30/93	H
30	Wesley Person	Old Dominion	96-85	12/28/92	H
30	Gary Redding	Ole Miss	103-88	3/8/76	H

Minimum of 30 points scored per game; \*Freshman season

The scorebook from John Mengelt's record-setting 60-point performance.

## Single-Game Rebounding

No.	Player	Opponent	AU-Opp	Date	Site
27	Rex Frederick	SMU	65-75	12/19/57	A
25	Rex Frederick	Ole Miss	71-51	1/6/58	A
24	Rex Frederick	Howard	101-70	1/2/57	H
24	Bob Miller	Florida	67-71	2/21/53	A
23	Mike Mitchell*	Mississippi State	78-74	2/22/75	A
22	Bill Alexander	Dartmouth	85-76	12/20/69	N
22	Al Leapheart	Alabama	121-78	2/14/70	H
22	Freddie Guy	Furman	107-86	12/29/64	N
22	Rex Frederick	Alabama	69-50	2/28/59	N
22	Dan Pridgen	Mississippi State	92-85	2/24/51	H
21	Pepto Bolden	Mississippi State	60-67	2/23/74	H

No.	Player	Opponent	AU-Opp	Date	Site
21	Jim Retseck	Mississippi State	92-68	2/10/71	H
21	Freddie Guy	Kentucky	79-99	2/22/64	N
21	Rex Frederick	Tulane	63-49	2/17/58	A
20	Kelvin Ardister	Tennessee	73-84	1/4/89	H
20	Mike Mitchell	LSU	102-86	1/3/76	A
20	Pepto Bolden*	Florida	77-85	2/16/74	A
20	Jim Retseck	Alabama	83-72	1/11/71	H
20	Rex Frederick	LSU	76-58	2/15/58	A
20	Rex Frederick	St. Joseph's	66-64	12/18/56	N
20	Jim Diamond	B'ham-Southern	90-77	12/4/54	H
20	Jim Martin	Mississippi State	68-61	1/18/52	A

\* Freshman season


Administration Tiger Tracks  
 2006-07 Review 2007-08 Opponents Coaching Staff  
 2007-08 Tigers 2007-08 Outlook



# 1,000-Point Club

## 1. Chuck Person


Forward, 6-8, 215, Brantley, AL (Brantley)



Year	G	FG-A	PCT.	3FG-A	PCT.	FT-A	PCT.	REB	AVG.	PF-DQ	AST	TO	BLK	STL	PTS	AVG.
1982-83	28	118-218	.541	--	--	25-33	.758	128	4.6	57-1	37	37	6	13	261	9.3
1983-84	31	255-470	.543	--	--	83-114	.728	249	8.0	62-3	38	82	8	38	593	19.1
1984-85	34	334-614	.544	--	--	79-107	.738	303	8.9	78-0	69	80	18	42	747	22.0
1985-86	33	310-597	.519	--	--	90-112	.804	260	7.9	83-3	30	73	12	27	710	21.5
Totals	126	1017-1899	.536	--	--	277-366	.757	940	7.5	280-7	174	277	44	120	2311	18.3

## 2. Mike Mitchell


Forward, 6-8, 215, Atlanta, GA (Price)



Year	G	FG-A	PCT.	3FG-A	PCT.	FT-A	PCT.	REB	AVG.	PF-DQ	AST	TO	BLK	STL	PTS	AVG.
1974-75	25	204-426	.479	--	--	53-98	.541	286	11.4	84-4	15	--	--	--	461	18.4
1975-76	26	210-431	.487	--	--	66-96	.688	249	9.6	76-2	27	--	--	--	486	18.7
1976-77	26	229-429	.534	--	--	47-69	.681	220	8.5	75-5	35	--	--	--	505	19.4
1977-78	27	283-544	.520	--	--	105-135	.778	241	8.9	69-2	50	--	--	--	671	24.9
Totals	104	926-1830	.506	--	--	271-398	.681	996	9.6	304-13	127	--	--	--	2123	20.4

## 3. Wesley Person


Forward/Guard, 6-6, 200, Brantley, AL (Brantley)



Year	G	FG-A	PCT.	3FG-A	PCT.	FT-A	PCT.	REB	AVG.	PF-DQ	AST	TO	BLK	STL	PTS	AVG.
1990-91	26	153-325	.471	42-118	.356	52-68	.765	147	5.7	49-0	48	49	31	35	400	15.4
1991-92	27	208-411	.506	69-141	.489	53-73	.726	183	6.8	45-1	55	45	24	28	538	19.9
1992-93	27	194-349	.556	58-125	.464	61-79	.772	192	7.1	46-0	102	46	17	21	507	18.8
1993-94	28	217-448	.484	93-210	.443	94-128	.734	179	6.4	45-1	79	45	11	28	621	22.2
Totals	108	772-1533	.497	262-594	.441	260-348	.747	701	6.5	185-2	284	185	88	112	2066	19.1

## 4. Eddie Johnson


Guard, 6-2, 175, Weirsdale, FL (Lake Weir)



Year	G	FG-A	PCT.	3FG-A	PCT.	FT-A	PCT.	REB	AVG.	PF-DQ	AST	TO	BLK	STL	PTS	AVG.
1973-74	26	231-538	.429	--	--	105-130	.807	105	4.0	85-0	75	--	--	--	567	21.8
1974-75	24	200-449	.445	--	--	102-116	.879	90	3.8	69-3	140	--	--	--	502	20.9
1975-76	26	204-428	.477	--	--	105-142	.739	101	3.9	74-0	149	--	--	--	513	19.7
1976-77	26	154-362	.425	--	--	98-124	.790	67	2.6	88-5	135	--	--	--	406	15.6
Totals	102	789-1777	.444	--	--	410-512	.800	363	3.6	316-8	499	--	--	--	1988	19.5

## 5. John Mengelt

Guard, 6-3, 190, Elwood, IN (Wendell Wilkie)




Year	G	FG-A	PCT.	3FG-A	PCT.	FT-A	PCT.	REB	AVG.	PF-DQ	AST	TO	BLK	STL	PTS	AVG.
1968-69	25	189-360	.525	--	--	108-138	.782	106	4.2	60	60	--	--	--	486	19.4
1969-70	26	258-554	.465	--	--	180-225	.800	156	6.0	77	54	--	--	--	696	26.8
1970-71	26	265-548	.484	--	--	208-256	.812	108	4.1	92	91	--	--	--	738	28.4
Totals	77	712-1462	.487	--	--	496-619	.801	370	4.7	229	205	--	--	--	1920	24.8



## 6. Ronnie Battle


Guard, 6-1, 160, Pittsview, AL (Chavala)



Year	G	FG-A	PCT.	3FG-A	PCT.	FT-A	PCT.	REB	AVG.	PF-DQ	AST	TO	BLK	STL	PTS	AVG.
1989-90	31	202-416	.486	64-164	.390	59-82	.720	104	3.4	78-2	79	88	5	38	527	17.0
1990-91	29	184-438	.420	50-122	.410	76-99	.768	75	2.6	68-1	62	83	7	27	494	17.0
1991-92	27	173-352	.491	71-139	.511	32-46	.696	50	1.9	70-1	66	64	9	36	449	16.6
1992-93	27	158-350	.451	51-133	.383	79-96	.823	38	1.4	53-0	86	70	4	24	446	16.5
Totals	114	717-1556	.461	236-558	.423	246-323	.762	267	2.3	269-4	293	305	25	125	1916	16.8

## 7. Chris Morris


Forward, 6-8, 210, Atlanta, GA (Douglass)



Year	G	FG-A	PCT.	3FG-A	PCT.	FT-A	PCT.	REB	AVG.	PF-DQ	AST	TO	BLK	STL	PTS	AVG.
1984-85	34	155-325	.477	0-1	.000	44-71	.620	169	5.0	81-5	57	87	45	43	354	10.4
1985-86	33	128-256	.500	--	--	69-103	.670	171	5.2	75-3	62	58	60	54	325	9.8
1986-87	31	170-304	.559	9-27	.333	69-97	.711	225	7.3	104-8	80	69	30	42	418	13.5
1987-88	30	241-501	.481	33-97	.340	105-132	.795	295	9.8	83-3	82	85	44	54	620	20.7
Totals	128	694-1386	.501	42-125	.336	287-403	.712	860	6.7	343-19	281	275	179	193	1717	13.4

## 8. Jeff Moore


Center, 6-7, 240, Birmingham, AL (Midfield)



Year	G	FG-A	PCT.	3FG-A	PCT.	FT-A	PCT.	REB	AVG.	PF-DQ	AST	TO	BLK	STL	PTS	AVG.
1984-85	34	119-242	.492	--	--	41-68	.603	240	7.1	98-3	17	55	13	14	279	8.2
1985-86	33	139-274	.507	--	--	82-108	.759	234	7.1	69-1	29	58	60	54	360	10.9
1986-87	31	208-383	.543	2-7	.286	120-150	.800	293	9.5	84-3	25	69	30	42	538	17.4
1987-88	20	142-286	.497	2-11	.182	86-103	.835	183	9.2	53-3	20	50	9	19	372	18.6
Totals	118	608-1185	.513	4-18	.222	329-429	.767	950	8.1	304-10	91	228	59	62	1549	13.1

## 9. Marquis Daniels


Forward, 6-6, 200, Orlando, FL (Mt. Zion Christian Academy, NC)



Year	G	FG-A	PCT.	3FG-A	PCT.	FT-A	PCT.	REB	AVG.	PF-DQ	AST	TO	BLK	STL	PTS	AVG.
1999-2000	17	32-72	.444	3-15	.200	10-20	.500	45	2.6	16-0	8	22	2	5	77	4.5
2000-01	32	206-395	.522	11-48	.229	80-124	.624	223	7.0	107-6	50	76	23	71	503	15.7
2001-02	28	115-260	.442	22-62	.355	73-115	.635	148	5.3	75-1	116	99	6	54	325	11.6
2002-03	34	244-476	.513	30-98	.306	107-159	.673	210	6.2	68-0	113	102	8	78	625	18.4
Totals	111	597-1203	.496	66-223	.296	270-418	.646	626	5.6	266-7	287	188	8	116	1530	13.8

## 10. Scott Pohlman


Guard, 6-2, 170, Roswell, GA (Roswell)



Year	G	FG-A	PCT.	3FG-A	PCT.	FT-A	PCT.	REB	AVG.	PF-DQ	AST	TO	BLK	STL	PTS	AVG.
1997-98	30	108-293	.369	53-162	.327	49-59	.831	78	2.6	66-3	44	71	1	35	318	10.6
1998-99	33	129-317	.407	62-160	.387	69-80	.863	72	2.2	61-0	53	31	0	31	389	11.8
1999-2000	34	117-326	.359	49-155	.316	52-68	.765	80	2.4	61-1	53	46	5	22	335	9.9
2000-01	32	144-338	.426	42-132	.318	70-86	.814	69	2.2	45-0	55	40	2	28	400	12.5
Totals	129	498-1274	.391	206-609	.339	240-293	.819	299	2.3	233-4	205	188	8	116	1442	11.2

## 11. Frank Ford


Guard/Forward, 6-4, 220, Kissimmee, FL (Osceola)



Year	G	FG-A	PCT.	3FG-A	PCT.	FT-A	PCT.	REB	AVG.	PF-DQ	AST	TO	BLK	STL	PTS	AVG.
1983-84	31	97-222	.437	--	--	38-55	.691	108	3.5	45-0	75	86	1	31	232	7.5
1984-85	34	161-291	.553	--	--	70-113	.619	163	4.8	58-1	59	59	7	37	392	11.5
1985-86	33	153-281	.544	--	--	60-83	.723	146	4.4	56-1	68	39	4	39	366	11.1
1986-87	31	148-309	.479	10-35	.286	93-135	.689	187	6.0	80-3	75	62	4	39	399	12.9
Totals	129	559-1103	.507	10-35	.286	261-386	.676	604	4.7	239-5	277	246	15	146	1389	10.8

## 12. Aaron Swinson


Forward/Center, 6-5, 230, Brunswick, GA (Brunswick)



Year	G	FG-A	PCT.	3FG-A	PCT.	FT-A	PCT.	REB	AVG.	PF-DQ	AST	TO	BLK	STL	PTS	AVG.
1991-92	27	157-267	.588	0-1	.000	72-127	.567	203	7.5	72-0	28	75	13	30	386	14.3
1992-93	27	183-305	.600	0-1	.000	55-93	.591	207	7.7	58-1	28	64	4	21	421	15.6
1993-94	28	234-371	.631	0-2	.000	111-161	.689	226	8.1	74-1	30	59	6	14	579	20.7
Totals	82	574-943	.609	0-4	.000	238-381	.625	636	7.8	204-2	86	198	23	65	1386	16.9

## 12. Lee DeFore


Forward, 6-6, 210, Atlanta, GA (Sylvan)



Year	G	FG-A	PCT.	3FG-A	PCT.	FT-A	PCT.	REB	AVG.	PF-DQ	AST	TO	BLK	STL	PTS	AVG.
1963-64	23	168-351	.478	--	--	72-90	.800	176	7.7	72	--	--	--	--	408	17.7
1964-65	23	145-326	.444	--	--	73-92	.793	144	6.3	70	--	--	--	--	363	15.8
1965-66	26	241-516	.467	--	--	133-156	.853	249	9.5	73	--	--	--	--	615	23.7
Totals	72	554-1193	.464	--	--	278-338	.822	569	7.8	215	--	--	--	--	1386	19.0

## 14. Gary Redding


Forward, 6-6, 185, Atlanta, GA (Price)



Year	G	FG-A	PCT.	3FG-A	PCT.	FT-A	PCT.	REB	AVG.	PF-DQ	AST	TO	BLK	STL	PTS	AVG.
1972-73	26	120-278	.432	--	--	58-90	.644	214	8.2	60	39	--	--	--	298	11.5
1973-74	26	117-297	.393	--	--	79-98	.806	246	9.4	56	30	--	--	--	313	12.0
1974-75	26	159-309	.515	--	--	63-80	.788	263	10.1	72	40	--	--	--	381	14.7
1975-76	26	139-265	.525	--	--	64-87	.736	213	8.2	64	29	--	--	--	342	13.2
Totals	104	535-1149	.466	--	--	264-355	.744	936	9.0	252	138	--	--	--	1334	12.8

## 15. Doc Robinson


Guard, 6-2, 180, Selma, AL (Selma)



Year	G	FG-A	PCT.	3FG-A	PCT.	FT-A	PCT.	REB	AVG.	PF-DQ	AST	TO	BLK	STL	PTS	AVG.
1996-97	31	70-189	.370	16-56	.286	35-46	.761	89	2.9	48-0	96	54	1	31	191	6.2
1997-98	30	140-358	.391	43-127	.339	49-64	.766	110	3.7	55-2	131	93	6	35	372	12.4
1998-99	33	137-303	.452	37-109	.339	67-86	.779	87	2.6	58-0	166	68	3	47	378	11.5
1999-2000	34	139-345	.403	50-142	.352	63-81	.778	103	3.0	48-0	175	66	4	40	391	11.5
Totals	128	486-1195	.407	146-434	.336	214-277	.773	389	3.0	209-2	568	281	14	153	1332	10.4

## 16. Stan Pietkiewicz


Guard, 6-5, 200, Winter Park, FL (Winter Park)



Year	G	FG-A	PCT.	3FG-A	PCT.	FT-A	PCT.	REB	AVG.	PF-DQ	AST	TO	BLK	STL	PTS	AVG.
1974-75	25	100-233	.429	--	--	41-52	.788	71	2.8	55-0	52	--	--	--	241	9.6
1975-76	25	112-243	.461	--	--	28-40	.700	67	2.7	56-1	86	--	--	--	252	10.1
1976-77	23	106-219	.484	--	--	44-51	.863	61	2.7	41-0	90	--	--	--	256	11.1
1977-78	27	194-380	.511	--	--	128-146	.877	96	3.6	64-2	128	--	--	--	516	19.1
Totals	100	512-1075	.476	--	--	241-289	.834	295	3.0	216-3	356	--	--	--	1265	12.7

## 17. Darrell Lockhart


Forward/Center, 6-9, 235, Thomaston, GA (Robert E. Lee)



Year	G	FG-A	PCT.	3FG-A	PCT.	FT-A	PCT.	REB	AVG.	PF-DQ	AST	TO	BLK	STL	PTS	AVG.
1979-80	28	99-211	.469	--	--	48-68	.706	151	5.4	69-2	38	--	8	16	246	8.8
1980-81	27	134-244	.549	--	--	34-47	.723	173	6.4	91-4	46	51	9	10	302	11.2
1981-82	28	142-256	.555	--	--	40-51	.784	160	5.7	89-5	25	64	21	22	324	11.6
1982-83	28	162-297	.545	--	--	40-53	.755	153	5.5	83-5	29	64	16	12	364	13.0
Totals	111	537-1008	.533	--	--	162-219	.740	637	5.7	332-16	138	179	54	60	1236	11.1

### 18. Wes Flanigan


Guard, 6-1, 180, Little Rock, AR (Parkview)



Year	G	FG-A	PCT.	3FG-A	PCT.	FT-A	PCT.	REB	AVG.	PF-DQ	AST	TO	BLK	STL	PTS	AVG.
1993-94	28	61-130	.469	1-13	.077	58-94	.617	47	1.7	72-5	137	22	1	9	181	6.5
1994-95	29	81-186	.435	15-57	.263	81-101	.802	68	2.3	56-0	84	58	3	24	258	8.9
1995-96	32	142-338	.420	26-97	.268	118-168	.702	100	3.1	73-2	214	41	2	18	428	13.4
1996-97	31	117-278	.421	26-97	.268	81-122	.664	76	2.5	65-3	138	93	2	39	341	11.0
Totals	120	401-952	.421	68-264	.258	338-485	.697	291	2.4	266-10	573	214	8	90	1208	10.1

### 19. Charles Barkley


Center, 6-6, 265, Leeds, AL (Leeds)



Year	G	FG-A	PCT.	3FG-A	PCT.	FT-A	PCT.	REB	AVG.	PF-DQ	AST	TO	BLK	STL	PTS	AVG.
1981-82	28	144-242	.595	--	--	68-107	.636	275	9.8	99-4	30	45	51	13	356	12.7
1982-83	28	161-250	.644	--	--	82-130	.631	266	9.5	102-9	49	80	45	32	404	14.4
1983-84	28	162-254	.638	--	--	99-145	.683	265	9.5	89-4	58	80	49	31	423	15.1
Totals	84	467-746	.626	--	--	249-382	.652	806	9.6	290-17	137	205	145	76	1183	14.1

### 20. Lance Weems


Guard, 6-3, 195, Ashland, AL (Clay County)



Year	G	FG-A	PCT.	3FG-A	PCT.	FT-A	PCT.	REB	AVG.	PF-DQ	AST	TO	BLK	STL	PTS	AVG.
1992-93	26	16-45	.356	9-26	.346	3-4	.750	25	1.0	27-0	26	23	0	8	44	1.7
1993-94	24	82-208	.394	45-126	.357	40-46	.870	60	2.5	52-1	67	20	0	8	249	10.4
1994-95	29	127-292	.435	78-195	.400	50-64	.781	97	3.3	67-1	70	77	1	32	382	13.2
1995-96	32	149-370	.403	108-279	.387	24-34	.706	116	3.6	70-0	55	19	0	11	430	13.4
Totals	111	374-915	.409	240-626	.383	117-148	.791	298	2.7	216-2	218	139	1	59	1105	10.0

### 21. Bryant Smith


Forward, 6-5, 195, Huntsville, AL (Butler)



Year	G	FG-A	PCT.	3FG-A	PCT.	FT-A	PCT.	REB	AVG.	PF-DQ	AST	TO	BLK	STL	PTS	AVG.
1995-96	29	34-79	.430	19-40	.475	16-28	.571	58	2.0	24-1	12	3	2	6	103	3.6
1996-97	31	83-206	.403	37-126	.294	47-69	.681	131	4.2	56-2	33	44	1	53	250	8.1
1997-98	28	130-257	.506	12-57	.211	99-149	.664	185	6.6	58-0	64	51	10	67	371	13.3
1998-99	33	134-295	.454	19-70	.271	76-125	.608	203	6.2	57-0	43	49	2	53	363	11.0
Totals	121	381-837	.455	87-293	.297	238-371	.642	577	4.8	195-3	152	147	15	179	1087	9.0

### 22. Bubba Price


Guard, 6-3, 175, Birmingham, AL (Carver)



Year	G	FG-A	PCT.	3FG-A	PCT.	FT-A	PCT.	REB	AVG.	PF-DQ	AST	TO	BLK	STL	PTS	AVG.
1976-77	25	50-113	.442	--	--	20-35	.571	32	1.3	46-2	23	--	--	--	120	4.8
1977-78	26	81-181	.448	--	--	29-49	.592	57	2.2	83-5	109	--	--	--	191	7.3
1978-79	29	181-390	.464	--	--	97-123	.789	99	3.4	93-5	120	--	--	--	459	15.8
1979-80	28	123-267	.461	--	--	59-83	.711	72	2.6	64-3	72	--	--	--	305	10.9
Totals	108	435-951	.457	--	--	205-290	.707	260	2.4	286-15	324	--	--	--	1075	10.0

### 23. Derrick Dennison


Forward/Guard, 6-3, 190, Atlanta, GA (Douglass)



Year	G	FG-A	PCT.	3FG-A	PCT.	FT-A	PCT.	REB	AVG.	PF-DQ	AST	TO	BLK	STL	PTS	AVG.
1986-87	18	17-28	.607	6-10	.600	4-4	1.000	10	0.6	11-0	11	14	3	1	44	2.4
1987-88	30	78-158	.494	16-45	.356	25-35	.714	78	2.6	62-1	35	47	10	25	197	6.6
1988-89	28	138-313	.441	26-84	.310	47-66	.712	117	4.2	82-3	119	108	15	44	349	12.5
1989-90	30	182-392	.464	27-79	.342	89-117	.761	131	4.4	94-2	73	107	11	54	480	16.0
Totals	106	415-891	.466	75-218	.344	165-222	.743	336	3.2	249-6	238	276	39	124	1070	10.1

## 24. Pat Burke


Center, 6-11, 250, Cape Coral, FL (Mariner)



Year	G	FG-A	PCT.	3FG-A	PCT.	FT-A	PCT.	REB	AVG.	PF-DQ	AST	TO	BLK	STL	PTS	AVG.
1993-94	28	48-100	.480	0-1	.000	16-32	.500	82	2.9	55-4	14	18	8	2	112	4.0
1994-95	29	107-201	.532	3-9	.333	43-67	.642	139	4.8	53-0	29	53	29	27	260	9.0
1995-96	32	138-287	.481	13-54	.241	63-97	.649	278	8.7	86-3	28	39	11	8	352	11.0
1996-97	31	128-270	.474	4-26	.154	80-124	.645	216	7.0	76-1	88	88	33	28	340	11.0
Totals	120	421-858	.491	20-90	.222	202-320	.631	715	6.0	270-8	159	198	81	65	1064	8.9

## 25. Marco Killingsworth


Forward, 6-7, 235, Montgomery, AL (Central Park Christian Academy)



Year	G	FG-A	PCT.	3FG-A	PCT.	FT-A	PCT.	REB	AVG.	PF-DQ	AST	TO	BLK	STL	PTS	AVG.
2001-02	28	90-170	.529	1-5	.299	38-73	.521	117	4.2	81-4	24	49	11	8	219	7.8
2002-03	34	170-309	.550	13-36	.361	98-143	.685	219	6.4	97-4	33	98	10	18	451	13.3
2003-04	27	145-247	.587	4-10	.400	77-120	.642	187	6.9	74-1	28	68	16	21	371	13.7
Totals	89	405-726	.558	18-48	.375	213-336	.634	523	5.9	252-9	85	215	37	47	1041	11.7

## 26. Franklin Williams


Forward, 6-6, 215, Headland, AL (Headland)



Year	G	FG-A	PCT.	3FG-A	PCT.	FT-A	PCT.	REB	AVG.	PF-DQ	AST	TO	BLK	STL	PTS	AVG.
1994-95	29	75-142	.528	9-27	.333	66-89	.742	127	4.4	86-4	33	62	4	16	225	7.8
1995-96	32	115-17	.530	32-68	.471	71-106	.670	154	4.8	70-1	35	29	0	6	333	10.4
1996-97	31	80-179	.447	33-86	.384	53-77	.688	131	4.2	61-1	25	57	3	21	246	7.9
1997-98	30	73-182	.401	31-91	.341	46-74	.622	113	3.8	71-2	35	71	6	21	223	7.4
Totals	122	343-720	.476	105-272	.386	236-346	.682	525	4.3	288-8	128	219	13	64	1027	8.4

## 27. Bill Alexander


Center, 6-6, 215, Cherokee, AL (Cherokee Vocational)



Year	G	FG-A	PCT.	3FG-A	PCT.	FT-A	PCT.	REB	AVG.	PF-DQ	AST	TO	BLK	STL	PTS	AVG.
1967-68	25	125-257	.486	--	--	85-143	.594	186	7.4	84	26	--	--	--	335	13.4
1968-69	25	126-238	.529	--	--	85-132	.644	184	7.4	91	22	--	--	--	337	13.4
1969-70	26	141-271	.520	--	--	72-134	.537	316	12.1	78	19	--	--	--	354	13.6
Totals	76	392-766	.511	--	--	242-409	.591	686	8.9	253	67	--	--	--	1026	13.4

## 28. Earl Banks

Forward, 6-7, 220, Birmingham, AL (Holy Family)



Year	G	FG-A	PCT.	3FG-A	PCT.	FT-A	PCT.	REB	AVG.	PF-DQ	AST	TO	BLK	STL	PTS	AVG.
1977-78	27	64-138	.464	--	--	36-54	.667	173	6.4	98-11	4	--	--	--	164	6.1
1978-79	29	141-284	.496	--	--	35-56	.625	205	7.1	105-7	11	--	--	--	317	10.9
1979-80	28	86-173	.497	--	--	31-55	.564	164	5.9	90-3	13	--	--	--	203	7.3
1980-81	27	140-248	.565	--	--	40-69	.580	188	7.0	95-4	17	--	--	--	320	11.9
Totals	111	431-843	.511	--	--	142-234	.607	730	6.6	388-25	45	--	--	--	1004	9.0





# TIGER RECORDS

## Statistical Trends


	G	FG-FGA	PCT.	FT-FTA	PCT.	REB-AVG.	PF-FO	A	TO	PTS	AVG.
<b>1949-50</b>											
Auburn	23	533-1536	.346	371-547	.677		409-na			1437	62.4
Opponents	23	475-1605	.296	311-513	.606		438-na			1261	54.8
<b>1950-51</b>											
Auburn	21	539-1746	.309	353-525	.672	927-42.1				1431	65.0
Opponents	21	558-na		343-547	.626					1460	66.3
<b>1951-52</b>											
Auburn	25	616-1992	.309	372-587	.634	1212-48.5				1604	64.1
Opponents	25	553-na		388-624	.622					1491	59.6
<b>1952-53</b>											
Auburn	21	532-1571	.345	420-667	.629	1042-49.6	490-na			1484	70.7
Opponents	21	440-na		466-759	.614		437-na			1361	64.9
<b>1953-54</b>											
Auburn	24	622-1785	.348	532-787	.675	1045-43.0	596-na			1776	72.0
Opponents	24									1644	68.5
<b>1954-55</b>											
Auburn	20	561-1371	.396	455-660	.689	829-41.5	368-na			1577	78.9
Opponents	20									1552	77.6
<b>1955-56</b>											
Auburn	21	586-1447	.405	469-681	.689	989-47.1	426-na			1641	78.1
Opponents	21	566-na		464-698	.663		407-na			1596	76.0
<b>1956-57</b>											
Auburn	21	590-1386	.426	479-648	.739	1028-49.0	400-na			1659	79.0
Opponents	21									1506	71.7
<b>1957-58</b>											
Auburn	22	605-1478	.409	376-535	.703	1161-52.8	379-na			1586	72.1
Opponents	22	551-1614	.341	331-508	.653	991-45.0	398-na			1433	65.1
<b>1958-59</b>											
Auburn	22	593-1216	.487	514/707	.727	1004-45.6	385-na			1700	77.3
Opponents	22	494-1429	.346	330/492	.668	828-37.2	404-na			1318	59.9
<b>1959-60</b>											
Auburn	22	532-1022	.521	424-549	.772	802-36.5	307-na			1488	67.6
Opponents	22	490-1230	.397	298-423	.704	678-30.8	399-na			1278	58.1
<b>1960-61</b>											
Auburn	22	500-1018	.491	407-544	.748	791-33.0	334-na			1407	62.1
Opponents	22	483-1217	.397	312-441	.707	734-30.6	387-na			1278	58.1
<b>1961-62</b>											
Auburn	24	542-1190	.456	415-573	.724	954-39.8	350-na			1499	62.5
Opponents	24	487-1354	.353	280-410	.683	749-31.2	436-na			1254	52.3
<b>1962-63</b>											
Auburn	22	601-1191	.504	356-501	.710	911-41.4	369-na			1558	70.8
Opponents	22									1312	59.6
<b>1963-64</b>											
Auburn	23	629-1348	.467	384-558	.688	1028-44.7	466-26			1642	71.3
Opponents	23	593-1431	.414	417-614	.687	899-39.1	445-20			1603	69.7
<b>1964-65</b>											
Auburn	25	699-1488	.469	479-645	.743	1111-44.4	553-na			1877	75.1
Opponents	25	599-1441	.415	489-719	.621	916-36.6	481-na			1685	67.4
<b>1965-66</b>											
Auburn	26	749-1606	.465	476-601	.792	1085-41.7	545-na	325		1974	75.9
Opponents	26	695-1618	.428	494-701	.704	1027-39.5	465-na	224		1884	72.4
<b>1966-66</b>											
Auburn	25	651-1322	.492	478-657	.727	1001-40.0	493-na	304		1780	71.2
Opponents	25	598-1446	.413	468-655	.711	884-35.4	491-na	178		1664	66.5
<b>1967-68</b>											
Auburn	26	649-1370	.473	454-661	.686	983-37.8	497-na	404		1752	67.3
Opponents	26	653-1491	.437	453-610	.742	940-36.1	516-na	282		1759	67.7
<b>1968-69</b>											
Auburn	25	734-1461	.502	470-648	.725	989-39.5	421-na	428		1938	77.4
Opponents	25	730-1629	.448	382-517	.738	950-38.0	504-na	331		1842	73.6

2007-08 Outlook  
2007-08 Tigers  
Coaching Staff  
2007-08 Opponents  
2006-07 Review  
2006-07 Tiger Records  
AU Hoop History  
Tiger Tracks  
Administration

	G	FG-FGA	PCT.	FT-FTA	PCT.	REB-AVG.	PF-FO	A	TO	PTS	AVG.		
<b>1970-71</b>													
Auburn	26	817-1766	.462	502-673	.745	1207-46.4	532-na	275		2136	82.1		
Opponents	26	837-1842	.454	555-766	.724	1129-43.8	522-na	284		2229	85.7		
<b>1971-72</b>													
Auburn	26	772-1633	.473	485-672	.722	1114-42.8	532-na	282		2029	78.0		
Opponents	26	789-1752	.450	523-720	.726	1092-42.1	495-na	328		2101	80.8		
<b>1972-73</b>													
Auburn	26	741-1707	.434	370-569	.650	1157-44.5	518-26	314		1852	71.2		
Opponents	26	866-1888	.459	327-483	.677	1186-45.6	564-21	404		2059	79.2		
<b>1973-74</b>													
Auburn	26	824-1951	.422	395-559	.706	1269-48.7	581-29	290		2043	78.5		
Opponents	26	869-1907	.456	446-609	.732	1159-44.5	549-17	346		2184	84.0		
<b>1974-75</b>													
Auburn	26	870-1916	.454	385-532	.724	1292-49.7	557-20	319		2125	81.7		
Opponents	26	829-1946	.426	377-551	.684	1109-42.7	529-21	340		2035	78.3		
<b>1975-76</b>													
Auburn	26	862-1774	.486	391-558	.701	1156-44.5	543-18	349		2115	81.3		
Opponents	26	819-1806	.453	373-514	.726	976-37.5	445-25	377		2011	77.3		
<b>1976-77</b>													
Auburn	26	862-1792	.481	368-509	.723	1152-44.3	517-17	357		2092	80.5		
Opponents	26	827-1780	.465	299-459	.651	949-36.5	506-18	448		1953	75.1		
<b>1977-78</b>													
Auburn	27	887-1818	.488	441-582	.758	1113-41.2	608-33	402		2215	82.0		
Opponents	27	889-1855	.479	442-638	.693	1024-37.9	555-17	437		2220	82.2		
<b>1978-79</b>													
Auburn	29	842-1734	.486	377-530	.711	1014-35.0	588-27	381		2061	71.1		
Opponents	29	838-1711	.490	425-599	.710	980-33.8	540-26	411		2101	72.4		
<b>1979-80</b>													
Auburn	28	746-1570	.475	362-532	.680	940-33.6	605-17	375		1854	66.2		
Opponents	28	716-1513	.473	446-645	.691	933-33.3	497-12	367		1878	67.1		
<b>1980-81</b>													
Auburn	27	727-1505	.483	317-481	.659	912-33.8	592-19	338	392	1771	65.6		
Opponents	27	650-1400	.464	473-660	.717	871-32.3	519-17	311		1773	65.7		
<b>1981-82</b>													
Auburn	28	789-1553	.508	356-500	.712	937-33.5	589-24	413	425	1934	69.1		
Opponents	28	712-1493	.477	436-630	.692	824-29.4	498-13	335	345	1860	66.4		
<b>1982-83</b>													
Auburn	28	818-1641	.498	349-510	.684	1024-36.6	563-24	444	502	1985	70.9		
Opponents	28	764-1630	.469	421-619	.680	917-32.8	520-20	368	408	1949	69.6		
<b>1983-84</b>													
Auburn	31	908-1752	.518	442-649	.681	1145-36.9	531-15	481	532	2258	72.8		
Opponents	31	847-1818	.481	357-512	.697	882-28.5	602-24	462	436	2105	67.9		
<b>1984-85</b>													
Auburn	34	1016-2040	.498	358-556	.644	1301-38.3	554-13	464	479	2390	70.3		
Opponents	34	938-2003	.468	342-530	.645	1061-31.2	580-15	361	408	2218	65.2		
<b>1985-86</b>													
Auburn	33	977-1934	.505	425-567	.750	1156-35.0	489-8	526	439	2379	72.1		
Opponents	33	953-2005	.475	288-411	.701	1021-30.9	529-8	466	396	2194	66.5		
	G	FG-FGA	PCT.	3FG-A	PCT.	FT-FTA	PCT.	REB-AVG.	PF-FO	A	TO	PTS	AVG.
<b>1986-87</b>													
Auburn	31	955-1927	.496	107-284	.475	460-632	.728	1228-39.6	553-18	501	398	2477	79.9
Opponents	31	883-1919	.460	168-431	.382	390-546	.714	992-32.0	531-12	378	438	2324	75.0
<b>1987-88</b>													
Auburn	30	884-1863	.475	148-416	.356	406-527	.770	1203-40.1	479-12	518	478	2322	77.4
Opponents	30	843-1877	.449	166-435	.382	308-481	.640	977-32.6	527-10	399	389	2160	72.0
<b>1988-89</b>													
Auburn	28	813-1749	.465	130-375	.347	370-564	.656	1138-40.6	554-21	452	513	2126	75.9
Opponents	28	838-1791	.468	138-352	.392	412-593	.695	1008-36.0	536-10	428	400	2226	79.5
<b>1989-90</b>													
Auburn	31	865-1863	.464	139-383	.363	541-776	.697	1171-37.8	675-23	430	525	2410	77.7
Opponents	31	900-1889	.476	150-402	.373	525-782	.671	1148-37.0	670-12	455	496	2475	79.8
<b>1990-91</b>													
Auburn	29	799-1791	.446	174-462	.377	412-626	.658	1083-37.3	635-23	425	516	2184	75.3
Opponents	29	811-1726	.470	116-336	.345	564-812	.695	1085-37.4	578-15	401	470	2302	79.4
<b>1991-92</b>													
Auburn	27	877-1715	.511	182-403	.452	401-612	.655	978-36.2	545-13	463	438	2337	86.6
Opponents	27	849-1744	.487	135-407	.332	468-675	.693	985-36.5	510-8	432	426	2301	85.2



	G	FG-FGA	PCT.	3FG-A	PCT.	FT-FTA	PCT.	REB-AVG.	PF-FO	A	TO	PTS	AVG.
<b>1992-93</b>													
Auburn	27	815-1627	.501	161-413	.390	380-540	.704	969-35.9	478-12	423	433	2171	80.4
Opponents	27	784-1696	.462	136-399	.341	353-508	.695	922-34.1	518-14	374	398	2057	76.2
<b>1993-94</b>													
Auburn	28	854-1689	.506	182-479	.380	398-610	.652	1069-38.2	544-23	457	489	2288	81.7
Opponents	28	843-1830	.461	161-446	.361	419-611	.686	964-34.4	548-13	394	376	2266	80.9
<b>1994-95</b>													
Auburn	29	784-1662	.472	222-606	.366	440-615	.715	1049-35.2	513-14	493	495	2230	76.9
Opponents	29	794-1808	.439	214-622	.344	322-530	.608	1046-36.1	543-19	454	454	2124	73.2
<b>1995-96</b>													
Auburn	32	814-1868	.436	287-806	.356	463-686	.675	1188-37.1	536-10	482	551	2378	74.3
Opponents	32	853-1958	.436	195-581	.336	382-560	.682	1166-36.4	614-20	503	503	2283	71.3
<b>1996-97</b>													
Auburn	31	730-1759	.415	212-703	.302	384-596	.644	1150-37.1	569-13	387	506	2056	66.3
Opponents	31	718-1742	.412	159-470	.338	422-611	.691	1093-35.3	562-19	352	504	2017	65.1
<b>1997-98</b>													
Auburn	30	743-1766	.421	197-608	.324	385-596	.646	1183-39.4	560-20	372	492	2068	68.9
Opponents	30	698-1735	.402	201-579	.347	422-605	.698	1054-35.1	569-5	381	465	2019	67.3
<b>1998-99</b>													
Auburn	33	974-2245	.434	234-672	.348	498-766	.650	1452-44.0	628-10	461	425	2680	81.2
Opponents	33	714-1803	.396	188-577	.326	417-667	.625	1150-34.8	672-26	370	657	2033	61.6
<b>1999-2000</b>													
Auburn	34	874-2118	.413	227-695	.327	448-684	.655	1335-39.3	582-16	438	452	2423	71.3
Opponents	34	785-1915	.410	210-662	.317	408-596	.685	1205-35.4	648-13	390	556	2188	64.4
<b>2000-01</b>													
Auburn	32	917-2043	.449	198-642	.308	445-684	.651	1243-38.8	629-26	495	450	2477	77.4
Opponents	32	816-1930	.423	218-660	.330	488-714	.683	1217-38.0	646-17	489	526	2338	73.1
<b>2002-03</b>													
Auburn	34	879-1890	.465	198-573	.346	452-685	.660	1200-35.3	561-9	461	540	2408	70.8
Opponents	34	809-1939	.417	230-702	.328	387-571	.678	1131-33.3	661-17	422	539	2235	65.7
<b>2003-04</b>													
Auburn	28	700-1598	.438	185-543	.341	375-566	.663	1040-37.1	472-3	427	446	1960	70.0
Opponents	28	663-1529	.434	195-534	.365	315-474	.665	911-32.5	555-12	363	459	1836	65.6
<b>2004-05</b>													
Auburn	31	757-1794	.422	259-755	.343	418-576	.726	1027-33.1	624-26	402	449	2191	70.7
Opponents	31	837-1788	.468	227-636	.357	431-653	.660	1166-37.6	520-10	456	469	2332	75.2
<b>2005-06</b>													
Auburn	28	654-1509	.433	194-545	.356	334-529	.631	924-33.0	552-16	378	446	1836	65.6
Opponents	28	654-1480	.442	193-553	.349	395-585	.675	959-34.2	484-15	378	450	1896	67.7
<b>2006-07</b>													
Auburn	32	851-1876	.454	235-701	.335	403-639	.631	1164-36.4	613-26	532	526	2340	73.1
Opponents	32	827-1853	.446	253-678	.373	400-624	.641	1140-35.6	574-0	459	513	2307	72.1



The 1993-94 Tigers were ranked No. 1 in the nation in field goal pct. (.506) and were led by Aaron Swinson's 63.1 percent shooting from the field, which ranked fifth in the NCAA.



The 1960 SEC Champion Tigers led the nation in two categories: field goal pct. (.521) and free throw pct. (.772). Henry Hart (pictured here) and Jimmy Fibbe both shot 53.7 percent from the field.



# Single-Season Team Leaders

## Wins

1.	29	1998-99
2.	24	1999-2000
3.	22	2002-03
	22	1985-86
	22	1984-85
6.	20	1983-84
	20	1958-59
	20	1927-28
9.	19	1995-96
	19	1987-88
	19	1959-60
12.	18	2000-01, 1986-87
	18	1974-75, 1962-63
	18	1961-62

## Winning Percentage

1.	.909 (20-2)	1958-59
	.909 (20-2)	1927-28
3.	.878 (29-4)	1998-99
4.	.864 (19-3)	1959-60
5.	.818 (18-4)	1962-63
6.	.750 (18-6)	1961-62
7.	.727 (16-6)	1957-58
	.727 (16-6)	1938-39
9.	.722 (13-5)	1941-42
	.722 (13-5)	1936-37
11.	.708 (17-7)	1953-54
	.708 (17-7)	1949-50
13.	.706 (24-10)	1999-2000

## Games Played

1.	34	2002-03
	34	1999-2000
	34	1984-85
4.	33	1998-99
	33	1985-86
6.	32	2006-07
	32	2000-01
	32	1995-96
8.	31	2004-05
	31	1996-97
	31	1989-90
	31	1986-87
	31	1983-84

## Field Goals Made

1.	1016	1984-85
2.	977	1985-86
3.	974	1998-99
4.	955	1986-87
5.	917	2000-01
6.	908	1983-84
7.	887	1977-78
8.	884	1987-88
9.	879	2002-03
10.	877	1991-92
11.	874	1999-2000

## Field Goals Attempted

1.	2245	1998-99
2.	2118	1999-2000
3.	2043	2000-01
4.	2040	1984-85
5.	1992	1951-52
6.	1951	1973-74
7.	1934	1985-86
8.	1927	1986-87

9.	1916	1974-75
10.	1890	2002-03

## Field Goal Percentage

1.	.521 (ranked #1 in NCAA Div. I)	1959-60
2.	.518	1983-84
3.	.511	1991-92
4.	.508	1981-82
5.	.506 (ranked #1 in NCAA Div. I)	1993-94
6.	.505	1985-86
7.	.504	1962-63
8.	.502	1968-69
9.	.501	1992-93
10.	.498	1984-85
	.498	1982-83

## 3-Point Field Goals Made

1.	287	1995-96
2.	259	2004-05
3.	235	2006-07
4.	234	1998-99
5.	227	1999-2000
6.	222	1994-95
7.	212	1996-97
8.	198	2002-03
	198	2000-01
10.	197	1997-98
11.	194	2005-06

Season records kept since 1986-87.

## 3-Point Field Goals Attempted

1.	806	1995-96
2.	755	2004-05
3.	703	1996-97
4.	701	2006-07
5.	695	1999-2000
6.	672	1998-99
7.	642	2000-01
8.	608	1997-98
9.	606	1994-95
10.	573	2002-03
11.	545	2005-06

Season records kept since 1986-87.

## 3-Point Field Goal Percentage

1.	.452	1991-92
2.	.390	1992-93
3.	.380	1993-94
4.	.377	1990-91
	.377	1986-87
6.	.366	1994-95
7.	.363	1989-90
8.	.356	1987-88
	.356	2005-06
10.	.348	1998-99

Season records kept since 1986-87.

## Free Throws Made

1.	541	1989-90
2.	532	1953-54
3.	514	1958-59
4.	502	1970-71
5.	499	1969-70
6.	498	1998-99
7.	485	1971-72
8.	479	1964-65
	479	1956-57
10.	478	1966-67

## Free Throws Attempted

1.	787	1953-54
2.	776	1989-90
3.	707	1958-59
4.	703	1969-70
5.	686	1995-96
6.	685	2002-03
7.	684	2000-01
	684	1999-2000
9.	681	1955-56
10.	673	1970-71

## Free Throw Percentage

1.	.792 (ranked #1 in NCAA Div. I)	1965-66
2.	.772	1959-60
3.	.770	1987-88
4.	.758	1977-78
5.	.750	1985-86
6.	.748	1960-61
7.	.745	1970-71
8.	.743	1964-65
9.	.739	1956-57
10.	.728	1986-87

## Rebounds

1.	1452	1998-99
2.	1335	1999-2000
3.	1301	1984-85
4.	1292	1974-75
5.	1269	1973-74
6.	1243	2000-01
7.	1228	1986-87
8.	1212	1951-52
9.	1209	1969-70
10.	1207	1970-71

## Rebound Average

1.	52.8	1957-58
2.	49.7	1974-75
3.	49.6	1952-53
4.	49.0	1956-57
5.	48.7	1973-74
6.	48.5	1951-52
7.	47.1	1955-56
8.	46.5	1969-70
9.	46.4	1970-71
10.	45.6	1958-59

## Rebound Margin

1.	+9.2	1998-99
2.	+8.6	1961-62
3.	+8.4	1983-84
	+8.4	1958-59
5.	+7.8	1964-65
	+7.8	1976-77
7.	+7.6	1986-87
8.	+7.5	1987-88
9.	+7.1	1984-85
10.	+7.0	1974-75, 1975-76

## Personal Fouls

1.	675	1989-90
2.	635	1990-91
3.	629	2000-01
4.	628	1998-99
5.	624	2004-05
6.	613	2006-07
7.	608	1977-78



### Fouled Out

1.	33.....	1977-78
2.	29.....	1973-74
3.	27.....	1978-79
4.	26.....	2006-07
	26.....	2004-05
	26.....	2000-01
	26.....	1972-73
7.	24.....	1982-83
	24.....	1981-82
9.	23.....	1993-94
	23.....	1989-90, 1990-91

### Assists

1.	532.....	2006-07
2.	526.....	1985-86
3.	518.....	1987-88
4.	501.....	1986-87
5.	495.....	2000-01
6.	493.....	1994-95
7.	482.....	1995-96
8.	481.....	1983-84
9.	464.....	1984-85
10.	463.....	1991-92

Season records kept only since 1965-66.

### Blocked Shots

1.	178.....	2002-03
2.	155.....	2000-01
3.	152.....	2001-02
	152.....	1997-98

5.	134.....	2003-04
6.	118.....	1984-85
6.	118.....	2005-06
8.	114.....	1986-87
9.	112.....	1998-99
10.	110.....	1999-2000

Note: Figures not available prior to 1978-79 season.

### Steals

1.	327.....	1998-99
2.	270.....	2006-07
3.	269.....	2002-03
4.	265.....	2000-01
5.	258.....	1989-90
6.	251.....	1995-96
7.	247.....	1999-2000
8.	245.....	1996-97
9.	244.....	2003-04
10.	229.....	2001-02

Note: Figures not available prior to 1978-79 season.

### Points

1.	2680.....	1998-99
2.	2477.....	2000-01
	2477.....	1986-87
4.	2423.....	1999-2000
5.	2410.....	1989-90
6.	2408.....	2002-03
7.	2390.....	1984-85
8.	2379.....	1985-86
9.	2378.....	1995-96

10.	2337.....	1991-92
-----	-----------	---------

### Scoring Average

1.	86.6.....	1991-92
2.	82.1.....	1970-71
3.	82.0.....	1977-78
4.	81.73.....	1974-75
5.	81.71.....	1993-94
6.	81.3.....	1975-76
7.	81.2.....	1998-99
8.	80.5.....	1976-77
9.	80.4.....	1992-93
10.	79.9.....	1986-87

### Scoring Margin

1.	+19.6.....	1998-99
2.	+17.4.....	1958-59
3.	+11.2.....	1962-63
4.	+10.2.....	1961-62
5.	+9.5.....	1959-60
6.	+7.7.....	1964-65
7.	+7.3.....	1956-57
8.	+7.0.....	1957-58
9.	+6.9.....	1999-2000

## All-Time Win Streaks

- |  |   |
|--|---|
| <p>30..... Began with an 80-72 win over Georgia Tech at Georgia Tech on Jan. 22, 1958, and ended with a 75-56 loss to Kentucky at Kentucky on Feb. 21, 1959.</p> <p>17..... Began with a 114-60 win over Southeastern Louisiana in Auburn on Nov. 13, 1998, and ended with a 72-62 loss to Kentucky at Kentucky on Jan. 20, 1999.</p> <p>15..... Began with a 55-54 win over Vanderbilt at Auburn on Jan. 30, 1960, and ended with a 56-48 loss to Miss. State at Miss. State on Jan. 7, 1961.</p> <p>14..... First 14 games of 1927-28 season. Began with a 38-12 win over Montgomery YMCA and ended with a 43-42 loss to Ole Miss.</p> <p>14..... Began with a 65-56 win over Belmont in Auburn Dec. 1, 1999, and ended with a 79-77 loss at Ole Miss Jan. 22, 2000.</p> <p>11..... Began with a 27-24 win over Miss. State in the third</p> | <p>game of the 1926-27 season and ended with a 25-23 loss to Tennessee in February of 1927.</p> <p>10..... Began with a 60-50 win over Alabama at Alabama on Jan. 20, 1962, and ended with a 63-60 loss to Kentucky at Auburn on Feb. 26, 1962.</p> <p>9..... Began with an 83-58 win over Troy State at Auburn on Nov. 27, 1951, and ended with a 79-62 loss to Georgia Tech at Georgia Tech on Dec. 29, 1952.</p> <p>9..... Began with an 80-56 win over Georgia Tech at Auburn on Jan. 20, 1954, and ended with a 109-79 loss to Kentucky at Kentucky on Feb. 27, 1954.</p> <p>9..... Began with a 62-49 win over Alabama at Alabama on Mar. 4, 1962, and ended with a 62-53 loss to Miss. State at Auburn on Jan. 5, 1963.</p> <p>9..... Began with a 94-64 win at Puerto-Rico Mayaguez on Dec. 20, 2002, and ended with a 67-51 loss at #8 Kentucky on Jan. 22, 2003</p> |
|--|---|

## Homecourt Win Streaks

- |  |  |
|--|--|
| <p>36..... Began with a 73-66 win over Georgia on Jan. 26, 1957, and ended with a 56-48 loss to Miss. State on Jan. 7, 1961.</p> <p>30..... Began with a 77-62 win over Southern Miss in the first round of the NIT and last home game of the 1997-98 season and ended with a 55-53 loss to #12 LSU Mar. 1, 2000.</p> <p>17..... Began with a 27-24 win over Miss. State in the third game of the 1926-27 season and ended with a 43-42 loss to Ole Miss in the 15th game of the 1927-28 season.</p> | <p>15..... Began with a 92-70 win over Georgia Tech on Feb. 27, 1974, and ended with a 63-62 loss to Alabama on Jan. 10, 1976.</p> <p>10..... Began with a 79-44 win over Ole Miss on Jan. 7, 1963, and ended with a 62-57 loss to Georgia Tech on Feb. 3, 1964.</p> |
|--|--|

# The Last Time ...

**BY TEAM**
**All Five Starters Scored in Double Figures:**

By Auburn—Toney Douglas 18, Daniel Hayles 17, Ian Young 17, Nathan Watson 12, Quinzel Brown 10 at vs. Middle Tennessee State in the San Juan Shootout, Dec. 21, 2004, at Carolina, P.R.

By Opponent—Odartey Blankson 16, Romel Beck 13, Demetrius Hunter 12, J.K. Edwards 11, Jerel Blasingame 11 for UNLV, Dec. 20, 2003, at Las Vegas, Nev.

**Six Players Scored in Double Figures:**

By Auburn—Brandon Robinson 24, Lewis Monroe 16, Ian Young 13, Quinzel Brown 12, Ronny LeMelle 12, Dwayne Curtis 10 at #5 Mississippi State, Mar. 2, 2004, at Starkville, Miss.

By Opponent—Chris Lofton 25, JaJuan Smith 19, C.J. Watson 18, Andre Patterson 15, Major Wingate 12 and Stanley Asumnu 10 at #8 Tennessee, Feb. 15, 2006, at Knoxville, Tenn.

**Scored 100 Points:**

By Auburn—105 vs. Grambling (56), Nov. 29, 2003, at Huntsville, Ala..

By Opponent—105 at #8 Tennessee (AU 89), Feb. 15, 2006, at Knoxville, Tenn.

**Scored 100 Points Away from Home:**

By Auburn—105 vs. Grambling (56), Nov. 29, 2003, at Huntsville, Ala.

By Opponent—116 by Troy State (AU 141), Dec. 11, 1991, at Auburn

**Scored 100 Points and Lost:**

By Auburn—105 vs. #3 Arkansas (117), Jan. 15, 1994, at Auburn

By Opponent—116 by Troy State (AU 141), Dec. 11, 1991, at Auburn

**Scored 120 Points:**

By Auburn—141 vs. Troy State (116), Dec. 11, 1991, at Auburn

By Opponent—Never been accomplished.

**50-Point Victory in an SEC Game:**

By Auburn—+54 vs. Alabama, Jan. 18, 1998, at Auburn (Auburn 94, Alabama 40)

By Opponent—+66 by Kentucky, Feb. 28, 1947, at Louisville, Ky. (SEC Tournament) (Kentucky 84, Auburn 18)

**Made 50 Field Goals:**

By Auburn—55 vs. Troy State (84 attempted), Dec. 11, 1991, at Auburn

By Opponent—Never been accomplished.

**Shot 65 Percent from the Field:**

By Auburn—.652 (30-46) at Ole Miss, Feb. 22, 2003, at Oxford, Miss.

By Opponent—.660 (35-53) by South Alabama, Dec. 9, 1983, at Mobile, Ala.

**Shot 90 Percent from the Foul Line:**

By Auburn—.929 (13-14) at #8 Tennessee, Feb. 15, 2006, at Knoxville, Tenn.

By Opponent—.944 (17-18) by #19 Georgia, Jan. 25, 2003, at Athens, Ga.

**Shot 100 Percent from the Foul Line:**

By Auburn—1.000 (11-11) vs. Alabama, Feb. 18, 1995, at Auburn

By Opponent—1.000 (2-2) by Murray State, Dec. 14, 2002, at Auburn

**Had +20 Rebound Margin:**

By Auburn—+21 (51-30) vs. Temple, Dec. 18, 2005, at Auburn

By Opponent—+21 (41-20) by Pittsburgh, Dec. 4, 2005, at Pittsburgh, Pa.

**Had 30 Assists:**


By Auburn—31 vs. Grambling, Dec. 5, 2000, at Auburn

By Opponent—31 by Oklahoma, Mar. 19, 1988, at Atlanta, Ga. (NCAA Tournament Second Round)

**Attempted 40 Free Throws:**

By Auburn—44 vs. Grambling State (28 made), Nov. 29, 2003, at Huntsville, Ala.

By Opponent—40 by Georgia (29 made), Feb. 17, 2007, at Athens, Ga.



Wesley Person was the last Tiger to score 40 points in a single game. His 44-point effort against UAB on Dec. 16, 1994, accounted for 67.7 percent of Auburn's scoring.



### BY INDIVIDUAL

#### Scored 30 Points:

By Auburn—32, Toney Douglas vs. Florida, Jan. 12, 2005, at Auburn, Ala.

By Opponent—30, Kelenna Azubuike for Kentucky, Feb. 23, 2005, at Lexington, Ky.

#### Scored 35 Points:

By Auburn—38, Marquis Daniels vs. Troy State, Dec. 12, 2002, in San Juan Shootout at Championship Caguas, P.R.

By Opponent—38, Joe Harvell for Ole Miss, Feb. 29, 1992, at Auburn

#### Scored 40 Points:

By Auburn—44, Wesley Person vs. UAB, Dec. 16, 1993, at Auburn

By Opponent—44, Hersey Hawkins for Bradley, March 17, 1988, at Atlanta, Ga. (NCAA First Round)

#### Made 15 Field Goals:

By Auburn—15, Ronnie Battle (20 attempted) vs. Georgia, Feb. 1, 1992, at Auburn

By Opponent—16, Joe Harvell (28 att.) for Ole Miss, Feb. 29, 1992, at Auburn

#### Attempted 25 Field Goals:

By Auburn—28, Mack McGadney (13 made) vs. Toledo, Nov. 25, 2000, at Kansas City, Mo.

By Opponent—25, Jerald Honeycutt (10 made) for Tulane in NIT, Mar. 13, 1996, at Auburn

#### Made 15 Free Throws:

By Auburn—15, Eddie Johnson (15 attempted) vs. Miss. State, Jan. 20, 1975, at Auburn

By Opponent—15, Terry Reynolds (19 attempted) for Toledo, Nov. 25, 2000, at Kansas City, Mo.

#### Collected 20 Rebounds:

By Auburn—20, Kelvin Ardister vs. Tennessee, Jan. 4, 1989, at Auburn

By Opponent—22, Louis Amundson for UNLV, Feb. 12, 2004, at Auburn, Ala.

#### Collected 12 Assists:


By Auburn—12, Jamison Brewer vs. Jacksonville State, Nov. 19, 2000, at Auburn

By Opponent—12, Doug Gottlieb for Oklahoma State, Mar. 13, 1999, at Indianapolis, Ind., in the NCAA Tournament Second Round


#### 20 Points and 20 Rebounds:

By Auburn—22 points and 20 rebounds, Kelvin Ardister vs. Tennessee, Jan. 4, 1989, at Auburn

By Opponent—30 points and 20 rebounds, Shaquille O'Neal for LSU, Feb. 22, 1992, at Baton Rouge, La.



Aaron Swinson, who finished No. 1 in the SEC in field goal percentage (.600 and .631) for two consecutive years.



Marquis Daniels led Auburn to the 2003 NCAA Tournament Sweet 16. He was named All-East Regional, averaging 23.3 points, 7 rebounds, 3 assists and 2.3 steals in three NCAA Tournament games.

2007-08 Outlook  
2007-08 Tigers  
2007-08 Opponents  
Coaching Staff  
2006-07 Review  
2007-08 Opponents  
Tiger Records  
AU Hoop History  
Tiger Tracks  
Administration

# Tiger Single-Game Superlatives

**MOST POINTS SCORED BY AUBURN**

1. 141 vs. Troy State (116), Dec. 11, 1991, at Auburn
2. 121 vs. Alabama (78), Feb. 14, 1970, at Auburn
3. 120 vs. South Alabama (67), Nov. 27, 1987, at Birmingham, Ala.
4. 117 vs. VCU (72), Mar. 3, 1975, at Auburn
5. 115 vs. LSU (67), Feb. 14, 1959, at Auburn
6. 114 vs. Southeastern Louisiana (60), Nov. 13, 1998, at Auburn
7. 113 vs. Troy State (86), Dec. 9, 1993, at Auburn
8. 112 vs. Oklahoma St. (94), Dec. 10, 1977, at Huntington, W. Va.
9. 111 vs. Jacksonville State (54), Dec. 2, 1958, at Auburn
10. 110 vs. LSU (94), Feb. 24, 1975, at Auburn

**FEWEST POINTS SCORED BY AUBURN**

1. 3 vs. Columbus YMCA (74), Jan. 9, 1914, at Columbus, Ga.
2. 4 vs. Talladega Athletic Club (31), Feb. 3, 1916, at Talladega, Ala.
3. 6 vs. Georgia Tech (12), Feb. 23, 1914, at Auburn
4. 7 vs. Mercer (31), Jan. 13, 1922, at Macon, Ga.
5. 8 vs. Columbus YMCA (44), 1909-10 season, at Columbus, Ga.
6. 9 vs. Birmingham Athletic Club (27), 1911-12 season  
9 vs. Bessemer Athletic Club (31), Feb. 5, 1913, at Bessemer, Ala.
8. 10 vs. Washington & Lee (34), 1919-20 season, Lexington, Va.
9. 11 vs. Columbus YMCA (41), Feb. 14, 1914, at Auburn  
11 vs. Mississippi State (32), Jan. 23, 1915, at Starkville, Miss.  
11 vs. Camp Benning (19), Jan. 17, 1921, at Columbus, Ga.

**MOST POINTS ALLOWED BY AUBURN**

1. 119 by Kentucky (Auburn 76), Feb. 10, 1975, at Lexington, Ky.
2. 117 by Arkansas (Auburn 105), Jan. 15, 1994, at Auburn
3. 116 by Troy State (Auburn 141), Dec. 11, 1991, at Auburn
4. 115 by Kentucky (Auburn 78), Jan. 29, 1966, at Lexington, Ky.
5. 114 by Kentucky (Auburn 76), Feb. 1, 1971, at Lexington, Ky.  
114 by Kentucky (Auburn 93), Mar. 2, 1991, at Lexington, Ky.
7. 110 by Arkansas (Auburn 92), Jan. 4, 1992, at Fayetteville, Ark.
8. 109 by Kentucky (Auburn 79), Feb. 27, 1954, at Montgomery, Ala.
9. 108 by Ole Miss (Auburn 96), Dec. 12, 1970, at Oxford, Miss.
10. 107 by Louisiana Tech (Auburn 82), Dec. 16, 1971, at Ruston, La.

**FEWEST POINTS ALLOWED BY AUBURN**

1. 6 by Georgia Tech (Auburn 26), Feb. 17, 1906, at Atlanta, Ga.  
6 by Marion (Auburn 38), Feb. 5, 1916, at Marion
3. 7 by Tulane (Auburn 27), Jan. 19, 1906, at Auburn  
7 by Vanderbilt (Auburn 27), Jan. 28, 1921, at Nashville, Tenn.
5. 8 by Georgia Tech (Auburn 24), Feb. 4, 1909, at Atlanta, Ga.  
8 by Birmingham H.S. (Auburn 31), 1911-12 season  
8 by West Point Athletic Club (Auburn 38), 1919-20 season
8. 9 by Mercer (Auburn 48), 1906-07 season  
9 by Augusta Athletic Assoc. (Auburn 37), Jan. 27, 1909, at Auburn  
9 by Camp Benning (Auburn 68), Jan. 25, 1919, at Auburn

## Biggest Wins

Margin	Date	Team (Site)	AU-Opp.
79 pts. ....	1927-28 season .....	White's Business College .....	92-13
65 pts. ....	Jan. 17, 1914 .....	Wetumpka Ath. Club (H) .....	82-17
59 pts. ....	Dec. 30, 1957 .....	Howard College (H) .....	106-47
59 pts. ....	Jan. 25, 1919 .....	Camp Benning .....	68-9
58 pts. ....	Dec. 3, 1963 .....	Howard College (H) .....	102-44
57 pts. ....	Dec. 20, 1999 .....	Puerto Rico-Mayaguez (A)..	109-52
57 pts. ....	Dec. 2, 1958 .....	Jacksonville State (H) .....	111-54
56 pts. ....	Feb. 15, 1906 .....	Mercer .....	64-8
56 pts. ....	Nov. 21, 1999 .....	Arkansas-Pine Bluff (H) .....	100-44

Margin	Date	Team (Site)	AU-Opp.
55 pts. ....	Jan. 2, 2000 .....	Stony Brook (H) .....	100-45
54 pts. ....	Jan. 18, 1998 .....	Alabama (H) .....	94-40
54 pts. ....	Nov. 13, 1998 .....	Southeastern Louisiana (H) .	114-60
53 pts. ....	Dec. 29, 1998 .....	Bethune-Cookman (H) .....	99-46
53 pts. ....	Nov. 27, 1987 .....	South Alabama (BHAM).....	120-67
50 pts. ....	Dec. 16, 1976 .....	VCU (A) .....	109-59
49 pts. ....	Nov. 29, 2003 .....	Grambling State (HUNTS)...	105-56
49 pts. ....	Dec. 3, 1957 .....	Jacksonville State (H) .....	89-50
49 pts. ....	Jan. 29, 1928 .....	Tennessee (H) .....	63-14
49 pts. ....	Jan. 11, 1919 .....	Montgomery YMCA .....	59-10

## Biggest Losses

Margin	Date	Team (Site)	AU-Opp.
80 pts. ....	Jan. 10, 1913 .....	Georgia (A) .....	12-92
72 pts. ....	Jan. 19, 1917 .....	Georgia .....	18-90
71 pts. ....	Jan. 9, 1914 .....	Columbus YMCA (A) .....	3-74
67 pts. ....	Feb. 7, 1916 .....	Georgia (A) .....	14-81
66 pts. ....	Feb. 28, 1947 .....	Kentucky (LOU*) .....	18-84
64 pts. ....	Jan. 16, 1914 .....	Georgia (A) .....	16-80
50 pts. ....	Jan. 10, 1914 .....	Atlanta Ath. Club (A) .....	20-70
48 pts. ....	Dec. 30, 1953 .....	Vanderbilt (A) .....	48-96
47 pts. ....	Feb. 21, 1914 .....	Mercer (A) .....	13-60

Margin	Date	Team (Site)	AU-Opp.
46 pts. ....	Jan. 10, 1913 .....	Georgia (H) .....	21-67
45 pts. ....	Jan. 19, 1974 .....	Vanderbilt (A) .....	51-96
45 pts. ....	Feb. 28, 1946 .....	Kentucky (LOU*) .....	24-69
44 pts. ....	Jan. 5, 1951 .....	Kentucky (A) .....	35-79
43 pts. ....	Feb. 10, 1975 .....	Kentucky (A) .....	76-119
43 pts. ....	Dec. 18, 1972 .....	Dayton (A) .....	63-106
42 pts. ....	Mar. 7, 1997 .....	Kentucky (MEM*) .....	50-92
41 pts. ....	Mar. 2, 2005 .....	Alabama (A) .....	53-94

\*SEC Tournament: Louisville, Ky.; Memphis, Tenn.



# AUBURN HOOP HISTORY

## Year-by-Year Scores

1905-06 Won 5, Lost 1, Tied 1  
COACH: Mike Donahue  
CAPTAIN: Frank Jones

		AU	Opp.
Jan. 19	Tulane (H)	27	7
Feb. 7	Montgomery YMCA (H)	29	12
Feb. 7	Columbus YMCA (H)	16	18
Feb. 15	Mercer (H)	64	8
Feb. 16	Atlanta Athletic Club (A)	28	17
Feb. 17	Georgia Tech (A)	26	6
Mar. 16	Birmingham Athletic Club (A)	14	14

1906-07 Won 4, Lost 2  
COACH: Mike Donahue  
CAPTAIN: C.W. Woodruff

		AU	Opp.
	Tulane	35	15
	Mercer	48	9
Feb. 14	Columbus YMCA (ot) (H)	29	27
Feb. 16	Birmingham Athletic Club (A)	23	29
Feb. 26	Columbus YMCA (A)	16	11
	Birmingham Athletic Club	20	21

1907-08 Won 6, Lost 5  
COACH: Mike Donahue  
CAPTAIN: R.Y. Ware

		AU	Opp.
Feb. 5	Montgomery YMCA (A)	25	18
	Columbus YMCA (A)	32	37
Feb. 8	Birmingham Athletic Club (H)	26	14
Feb. 15	Birmingham Athletic Club (A)	21	25
Feb. 16	Bessemer Athletic Club (A)	34	13
	Wetumpka Athletic Club (H)	47	11
	Montgomery YMCA	21	27
	Wake Forest	38	13
Feb. 22	Montgomery YMCA (H)	27	31
Mar. 2	Columbus YMCA (H)	19	33
	Georgia	34	20

1908-09 Won 4, Lost 3  
COACH: Mike Donahue  
CAPTAIN: T.C. Locke

		AU	Opp.
	Georgia (A)	37	48
Jan. 8	Columbus YMCA (H)	14	41
Jan. 16	Bessemer Athletic Club (H)	14	17
Jan. 18	Tulane (H)	29	15
Jan. 27	Augusta Athletic Assoc. (H)	37	9
Feb. 4	Georgia Tech (A)	24	8
	Mercer (A)	26	23

1909-10 Won 11, Lost 6  
COACH: Mike Donahue  
CAPTAIN: S. Gordy

		AU	Opp.
	Wetumpka Athletic Club (H)	56	12
	Columbus YMCA (A)	8	44
	Mercer (A)	38	20
	Georgia (A)	35	40
	Atlanta Athletic Club (A)	23	44
	Mercer (H)	56	19
	Bessemer Athletic Club (H)	26	18
	Birmingham Athletic Club (A)	31	33
	Bessemer Athletic Club (A)	23	10
	Birmingham YMCA (A)	12	23
	Birmingham H.S. (H)	29	16
	Georgia (H)	56	21
	Birmingham Ath. Club (H)	31	19
	Montgomery YMCA (H)	24	16
	Columbus YMCA (H)	16	42
	Montgomery YMCA (A)	26	17
	Birmingham Ath. Club (A)	26	19

1910-11 Won 3, Lost 5  
COACH: Mike Donahue  
CAPTAIN: L.A. Scarbrough

		AU	Opp.
	Columbus YMCA	33	45
	Georgia (A)	24	26
	Birmingham Athletic Club	19	53
	Bessemer Athletic Club	28	24
	Birmingham H.S.	21	28
	Birmingham YMCA	27	30
	Texas	45	27
	Nashville Athletic Club	36	34

1911-12 Won 2, Lost 6  
COACH: Mike Donahue  
CAPTAIN: E.A. Major

		AU	Opp.
	Columbus YMCA	12	19
	Atlanta Athletic Club	22	60
	Georgia (A)	19	40
	Birmingham Athletic Club	26	35
	Birmingham H.S.	31	8
	Birmingham Athletic Club	9	27
	Bessemer Athletic Club	19	20
Feb. 10	LSU (H)	38	15

1912-13 Won 6, Lost 9  
COACH: Mike Donahue

		AU	Opp.
Jan. 10	Georgia (A)	12	92
Jan. 11	Atlanta Athletic Club (A)	30	62
Jan. 18	Mercer (H)	33	31
Jan. 23	Cumberland (H)	19	35
Jan. 24	Selma YMCA (A)	29	15
Jan. 25	Marion (A)	26	15
Feb. 5	Bessemer Athletic Club (A)	9	31
Feb. 6	Birmingham Athletic Club (A)	12	35
Feb. 7	Birmingham High School (A)	24	34
Feb. 8	Montgomery YMCA (H)	39	23
Feb. 12	Georgia Tech (A)	36	27
	Columbus YMCA (H)	13	77
Feb. 22	Georgia Tech (H)	23	19
Mar. 1	Mercer (A)	19	36
Mar. 1	Georgia (H)	21	67

1913-14 Won 3, Lost 10  
COACH: Mike Donahue  
CAPTAIN: E.E. Clements

		AU	Opp.
Jan. 9	Columbus YMCA (A)	3	74
Jan. 10	Atlanta Athletic Club (A)	20	70
Jan. 16	Georgia (A)	16	80
Jan. 17	Wetumpka Ath. Club (H)	82	17
Jan. 23	Birmingham Athletic Club (H)	19	42
Jan. 24	Montgomery YMCA (H)	24	20
Jan. 30	Bessemer Athletic Club (A)	27	68
Jan. 31	Mercer (H)	25	23
Feb. 14	Columbus YMCA (H)	11	41
Feb. 20	Georgia Tech (A)	12	50
Feb. 21	Mercer (A)	13	60
Feb. 23	Georgia Tech (H)	6	21
Feb. 28	Georgia (H)	15	46

1914-15 Won 3, Lost 5  
COACH: Mike Donahue  
CAPTAIN: E.E. Clements

		AU	Opp.
Jan. 18	Atlanta Athletic Club (A)	29	43
Jan. 22	Mississippi State (A)	16	44
Jan. 23	Mississippi State (A)	11	32
Jan. 30	Atlanta Athletic Club (A)	18	76
Feb. 22	Mississippi State (H)	19	18
Feb. 23	Mississippi State (H)	21	17
Feb. 26	Mobile YMCA (H)	29	22
Feb. 27	Columbus YMCA (A)	29	51

1915-16 Won 3, Lost 5  
COACH: Mike Donahue  
CAPTAIN: W.C. Payne

		AU	Opp.
Jan. 21	Marion (H)	24	27
Jan. 21	Montgomery YMCA (H)	16	29
Feb. 3	Talladega Athletic Club (A)	4	31
Feb. 5	Marion (A)	18	6
Feb. 7	Georgia (A)	14	81
Feb. 8	Georgia (H)	18	45
Feb. 10	LSU (H)	24	23
Feb. 10	Montgomery YMCA (H)	58	18

1916-17 Won 2, Lost 2  
COACH: Mike Donahue  
CAPTAIN: M.H. Floyd

		AU	Opp.
Jan. 19	Georgia (A)	18	90
Jan. 26	Marion (H)	38	18
Jan. 31	Montgomery YMCA	43	25
Feb. 13	LSU (H)	13	37

1917-18 Won 2, Lost 3  
COACH: Mike Donahue  
CAPTAIN: M.H. Floyd

		AU	Opp.
	Birmingham College	27	24
Jan. 18	LSU (A)	31	43
Jan. 19	LSU (A)	27	34
Jan. 20	Birmingham Athletic Club (H)	19	27
	Birmingham College	19	11

1918-19 Won 4, Lost 3  
COACH: Mike Donahue

		AU	Opp.
Jan. 11	Montgomery YMCA (H)	59	10
Jan. 14	Georgia (A)	25	20
Jan. 18	Atlanta Athletic Club (A)	23	40
Jan. 25	Camp Benning (H)	68	9
Jan. 29	Georgia (H)	35	22
	Atlanta Athletic Club	26	36
Feb. 12	Birmingham Athletic Club	22	38

1919-20 Won 11, Lost 7  
COACH: Mike Donahue  
CAPTAIN: Jimmy Wade

		AU	Opp.
	West Point Athletic Club (A)	38	8
	Montgomery YMCA (H)	55	19
	Georgia (A)	16	31
Jan. 22	Georgia Tech (A)	29	24
	Birmingham Ath. Club (H)	27	21
	Atlanta Athletic Club (A)	19	57
	Clemson (A)	60	12
	Charlotte YMCA (A)	30	36
	VMI (A)	19	45
	Washington & Lee (A)	10	34
	Virginia (A)	27	21
	VPI (A)	20	26
	Atlanta Athletic Club (H)	24	44
Feb. 13	LSU (H)	33	21
	Georgia (H)	31	29
	Montgomery YMCA (A)	38	19
	Birmingham Ath. Club (A)	25	20
Mar. 9	Georgia Tech (H)	26	17

1920-21 Won 5, Lost 8  
COACH: Mike Donahue  
CAPTAIN: H.B. Barks

		AU	Opp.
Jan. 11	Mercer (ot) (H)	36	31
Jan. 12	Georgia (H)	22	31
Jan. 15	Atlanta Athletic Club (A)	17	42
Jan. 17	Camp Benning (A)	11	19
Jan. 22	Georgia Tech (A)	30	28

2007-08 Outlook  
2007-08 Tigers  
Coaching Staff  
2007-08 Opponents  
2006-07 Review  
2007-08 Opponents  
Tiger Records  
AU Hoop History  
Tiger Tracks  
Administration

Jan. 28	<b>Vanderbilt</b>	(A)	27	7
Jan. 29	Kentucky	(A)	25	40
Jan. 31	Centre College	(A)	24	42
Feb. 5	Georgia	(A)	23	29
Feb. 12	Birmingham Athletic Club	(A)	34	39
Feb. 22	<b>Spring Hill</b>	(H)	41	32
Mar. 3	<b>Clemson</b>	(N1)	45	25
Mar. 4	Georgia	(N1)	24	32

(N1) Southern Conference Tournament, Atlanta, Ga.

1921-22 Won 5, Lost 8  
COACH: Wilbur Hutsell  
CAPTAIN: Joe Harrison

		AU	Opp.
Jan. 13	Mercer	(A)	7 31
Jan. 14	Atlanta Athletic Club	(A)	12 42
Jan. 21	<b>Clemson</b>	(H)	32 19
Jan. 28	Georgia Tech	(A)	17 35
Feb. 2	Mercer	(H)	26 28
Feb. 4	<b>Birmingham Ath. Club</b>	(A)	29 19
Feb. 11	<b>Georgia Tech</b>	(H)	29 26
Feb. 14	Camp Benning	(H)	17 30
Feb. 18	<b>Birmingham Ath. Club</b>	(H)	34 21
Feb. 24	<b>Newberry</b>	(N1)	32 21
Feb. 27	North Carolina	(N1)	27 32
	Georgia	(A)	15 39
	Georgia	(H)	17 31

(N1) Southern Conference Tournament, Atlanta, Ga.

1922-23 Won 7, Lost 7  
COACH: Wilbur Hutsell  
CAPTAIN: Charlie Dudley

		AU	Opp.
Jan. 12	<b>West Point Athletic Club</b>		25 18
	Georgia Tech	(A)	17 35
	<b>Montgomery YMCA</b>		37 22
	<b>Wofford</b>		42 19
	Georgia	(A)	29 35
	Clemson		19 24
	Wofford		19 20
	Furman		22 43
	<b>Birmingham Athletic Club</b>		31 17
	<b>Camp Benning</b>		24 19
	Birmingham Athletic Club		19 42
	Georgia	(H)	45 16
Feb. 23	<b>Georgia Tech</b>	(H)	29 26
Feb. 27	Mercer	(N1)	24 45

(N1) Southern Conference Tournament, Atlanta, Ga.

1923-24 Won 4, Lost 9  
COACH: Wilbur Hutsell

		AU	Opp.
Jan. 8	<b>Columbus YMCA</b>		36 19
Jan. 11	Georgia Tech	(A)	24 39
Jan. 12	Atlanta Athletic Club		22 31
Jan. 16	<b>Camp Benning</b>		42 18
Jan. 19	<b>Birmingham Athletic Club</b>		44 23
Jan. 25	Tulane		19 32
Jan. 26	Tulane		22 27
Jan. 30	Georgia	(H)	17 32
Feb. 5	Georgia	(A)	18 33
Feb. 9	Georgia Tech	(H)	18 33
Feb. 16	Birmingham Athletic Club OT		32 36
Feb. 29	<b>Georgia Tech</b>	(N1)	35 29
Mar. 1	Alabama	(N1)	19 40

(N1) Southern Conference Tournament, Atlanta, Ga.

1924-25 Won 3, Lost 11  
COACH: Herb Bunker

		AU	Opp.
Dec. 18	Mercer	(A)	21 28
Dec. 19	Albany YMCA	(A)	21 28
Jan. 5	Tulane	(A)	18 33
Jan. 6	Tulane	(A)	31 45
Jan. 13	Camp Benning	(H)	27 36
Jan. 17	Georgia Tech	(H)	21 28
Jan. 28	<b>Montgomery YMCA</b>	(H)	34 12
Jan. 31	Mercer	(H)	27 38
Feb. 7	<b>Georgia Tech</b>	(A)	15 14
Feb. 10	Georgia	(A)	17 40
Feb. 12	<b>Camp Benning</b>	(A)	38 36
Feb. 14	Birmingham Athletic Club	(A)	25 35
Feb. 17	Georgia	(H)	21 37

Feb. 18	Virginia	(N1)	27	29
---------	----------	------	----	----

(N1) Southern Conference Tournament, Atlanta, Ga.

1925-26 Won 5, Lost 10  
COACH: Mike Papke  
CAPTAIN: Bill McKinney

		AU	Opp.
Dec. 6	<b>Howard</b>	(A)	32 16
	<b>Birmingham-Southern</b>	(A)	32 17
Jan. 9	<b>Georgia Tech</b>	(H)	32 28
Jan. 11	<b>Howard</b>	(H)	35 21
Jan. 23	Birmingham Athletic Club	(A)	27 44
Jan. 28	Mobile YMCA	(A)	17 19
Jan. 29	Tulane	(A)	30 33
Jan. 30	Tulane	(A)	31 52
Feb. 4	Georgia	(A)	28 49
Feb. 5	North Carolina State	(A)	36 43
Feb. 6	VMI	(A)	25 41
Feb. 8	Kentucky	(A)	26 35
Feb. 13	<b>Birmingham Ath. Club</b>	(H)	39 32
Feb. 19	Georgia Tech	(A)	18 28
Feb. 26	North Carolina State	(N1)	26 32

(N1) Southern Conference Tournament, Atlanta, Ga.

Feb. 9	<b>Sewanee</b>	(H)	36 16
Feb. 11	Georgia Tech	(A)	28 42
Feb. 12	<b>Florida</b>	(H)	35 34
Feb. 13	<b>Florida</b>	(H)	51 40
Feb. 15	<b>Clemson</b>		41 33
Feb. 16	<b>Clemson</b>		33 26
	Georgia	(A)	19 21
Feb. 27	Georgia Tech	(H)	33 35

1926-27 Won 13, Lost 6  
COACH: Mike Papke  
CAPTAIN: Buck Ellis

		AU	Opp.
Jan. 5	Georgia Tech (ot)	(A)	20 22
Jan. 10	Mississippi State	(H)	31 34
Jan. 11	<b>Mississippi State</b>	(H)	27 24
Jan. 15	<b>Florida</b>	(H)	51 34
Jan. 28	Tulane	(A)	42 33
Jan. 29	Tulane	(A)	35 12
Jan. 30	Tulane	(H)	50 11
Feb. 1	Tulane	(H)	33 30
Feb. 3	<b>Clemson</b>	(H)	45 26
Feb. 4	<b>Clemson</b>	(H)	45 23
Feb. 5	<b>Florida</b>	(A)	40 28
Feb. 11	<b>Sewanee</b>	(H)	46 15
Feb. 12	<b>Georgia Tech</b>	(H)	42 24
Feb. 15	Tennessee	(A)	23 24
Feb. 16	Chattanooga	(A)	34 39
Feb. 17	Vanderbilt	(A)	35 39
Feb. 18	<b>Sewanee</b>	(A)	35 28

Feb. 25	<b>Virginia Tech</b>	(N1)	38	33
Feb. 26	North Carolina	(N1)	15	28

(N1) Southern Conference Tournament, Atlanta, Ga.

1927-28 Won 20, Lost 2  
COACH: Mike Papke  
CAPTAIN: Fob James Sr.

		AU	Opp.
Jan. 7	<b>Montgomery YMCA</b>	(H)	38 12
	<b>White's Business College</b>	(H)	92 13
	<b>Georgia Tech</b>	(H)	56 29
	<b>So. College (Fla.)</b>	(H)	51 18
Jan. 13	<b>Florida</b>	(A)	39 23
Jan. 14	<b>Florida</b>	(A)	43 33
Jan. 18	<b>Clemson</b>	(H)	56 26
Jan. 19	<b>Clemson</b>	(H)	30 23
Jan. 27	<b>Tulane</b>	(A)	32 17
Jan. 28	<b>Tulane</b>	(A)	49 31
Jan. 29	<b>Tennessee</b>	(H)	63 14
Feb. 1	<b>Vanderbilt</b>	(H)	62 28
Feb. 3	<b>Georgia</b>	(H)	28 25
Feb. 9	<b>Georgetown (Ky.)</b>	(H)	41 25
Feb. 10	Ole Miss	(H)	42 43
Feb. 11	Ole Miss	(H)	58 38
Feb. 21	<b>Florida</b>	(H)	58 32
Feb. 22	<b>Florida</b>	(H)	50 28
Feb. 27	<b>Clemson</b>	(N1)	27 26
Feb. 28	<b>Georgia Tech</b>	(N1)	30 29
Mar. 1	<b>Mississippi State</b>	(N1)	42 34
Mar. 2	Ole Miss	(N1)	30 31

(N1) Southern Conference Tournament, Atlanta, Ga.

1928-29 Won 6, Lost 15  
COACH: George Bohler  
CAPTAIN: Frank DuBose

		AU	Opp.
Jan. 25	<b>Camp Benning</b>	(H)	40 38
	<b>Birmingham Ath. Club</b>	(H)	37 34
	Camp Benning	(A)	37 43
	LaGrange YMCA	(H)	29 32
	Birmingham Athletic Club	(A)	20 38
	<b>So. College (Fla.)</b>	(H)	33 29
Jan. 25	Florida	(A)	33 44
Jan. 26	<b>Florida</b>	(A)	39 32
Jan. 28	LSU	(H)	28 45
Jan. 29	LSU	(H)	28 65
Feb. 1	Clemson	(A)	20 46
Feb. 2	Georgia	(A)	31 39
Feb. 6	Georgia Tech	(A)	25 42
Feb. 8	Tulane	(H)	35 48



1928 SOUTHERN CONFERENCE TOURNAMENT RUNNER-UP  
Front Row (L-R): Coach Mike Papke, Buck Ellis, Ebb James, Fob James, Jelly Akin, Moon Mullins, Manager Square Salter. Back Row (L-R): Shorty Smith, Louis James, Frank DuBose.



<b>Feb. 9</b>	<b>Tulane</b>	<b>(H)</b>	<b>40</b>	<b>25</b>
	Mercer	(A)	41	46
	Mercer	(A)	29	31
<b>Feb. 16</b>	<b>Georgia Tech</b>	<b>(H)</b>	<b>41</b>	<b>46</b>
<b>Feb. 18</b>	<b>Florida</b>	<b>(H)</b>	<b>29</b>	<b>46</b>
<b>Feb. 19</b>	<b>Florida</b>	<b>(H)</b>	<b>51</b>	<b>26</b>
<b>Mar. 1</b>	Georgia	(N1)	24	42

(N1) Southern Conference Tournament, Atlanta, Ga.

1929-30 Won 1, Lost 10  
COACH: Hal Lee  
CAPTAIN: Louie James

			AU	Opp.
Jan. 10	Clemson	(H)	31	39
<b>Jan. 11</b>	<b>South Carolina</b>	<b>(H)</b>	<b>30</b>	<b>22</b>
Jan. 25	Tennessee	(A)	18	33
Jan. 26	Vanderbilt	(H)	27	29
Jan. 29	Georgia	(H)	35	43
Feb. 7	LSU	(A)	27	44
Feb. 8	LSU	(A)	40	46
Feb. 11	Tulane	(A)	40	45
Feb. 12	Tulane	(A)	37	41
Feb. 18	Georgia Tech	(H)	34	47
Feb. 19	Georgia Tech	(A)	29	40

1930-31 Won 9, Lost 6  
COACH: Sam McAllister  
CAPTAIN: Ralph Jordan

			AU	Opp.
<b>Jan. 6</b>	<b>South Carolina</b>	<b>(H)</b>	<b>39</b>	<b>21</b>
<b>Jan. 10</b>	<b>Clemson</b>	<b>(H)</b>	<b>44</b>	<b>20</b>
<b>Jan. 12</b>	<b>North Carolina State (ot)</b>	<b>(H)</b>	<b>30</b>	<b>28</b>
Jan. 23	Georgia	(A)	27	30
<b>Jan. 24</b>	<b>South Carolina</b>	<b>(A)</b>	<b>36</b>	<b>16</b>
Jan. 26	Clemson	(A)	33	37
Jan. 28	Georgia Tech	(H)	33	37
Jan. 31	Vanderbilt	(H)	26	36
<b>Feb. 6</b>	<b>Tulane</b>	<b>(H)</b>	<b>44</b>	<b>22</b>
<b>Feb. 7</b>	<b>Tulane</b>	<b>(H)</b>	<b>51</b>	<b>35</b>
<b>Feb. 14</b>	<b>Vanderbilt</b>	<b>(H)</b>	<b>42</b>	<b>25</b>
	<b>Camp Benning</b>		<b>54</b>	<b>13</b>
Feb. 24	Georgia Tech	(A)	22	47
<b>Feb. 27</b>	<b>Virginia</b>	<b>(N1)</b>	<b>33</b>	<b>26</b>
Feb. 28	Georgia	(N1)	27	31

(N1) Southern Conference Tournament, Atlanta, Ga.

1931-32 Won 12, Lost 3  
COACH: Sam McAllister  
CAPTAIN: Jack Stewart

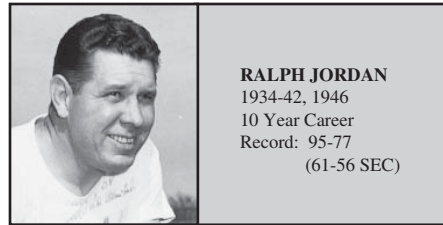
			AU	Opp.
<b>Jan. 8</b>	<b>Birmingham Southern</b>	<b>(A)</b>	<b>41</b>	<b>23</b>
<b>Jan. 9</b>	<b>Vanderbilt</b>	<b>(A)</b>	<b>36</b>	<b>23</b>
<b>Jan. 12</b>	<b>Georgia Tech</b>	<b>(H)</b>	<b>25</b>	<b>22</b>
<b>Jan. 22</b>	<b>Florida</b>	<b>(A)</b>	<b>43</b>	<b>26</b>
<b>Jan. 23</b>	<b>Florida</b>	<b>(A)</b>	<b>28</b>	<b>21</b>
<b>Jan. 30</b>	<b>Vanderbilt</b>	<b>(H)</b>	<b>38</b>	<b>23</b>
Feb. 5	Tulane	(A)	21	26
<b>Feb. 6</b>	<b>Tulane</b>	<b>(A)</b>	<b>42</b>	<b>37</b>
<b>Feb. 8</b>	<b>LSU</b>	<b>(A)</b>	<b>48</b>	<b>34</b>
<b>Feb. 9</b>	<b>LSU</b>	<b>(A)</b>	<b>34</b>	<b>30</b>
Feb. 13	Georgia Tech	(A)	28	36
<b>Feb. 15</b>	<b>Georgia</b>	<b>(H)</b>	<b>26</b>	<b>24</b>
<b>Feb. 26</b>	<b>North Carolina State</b>	<b>(N1)</b>	<b>34</b>	<b>33</b>
<b>Feb. 27</b>	<b>LSU</b>	<b>(N1)</b>	<b>30</b>	<b>22</b>
Feb. 28	North Carolina	(N1)	31	52

(N1) Southern Conference Tournament, Atlanta, Ga.

1932-33 Won 4, Lost 9 (4-7 SEC)  
COACH: Sam McAllister  
CAPTAIN: Slick Kaley

			AU	Opp.
Jan. 20	Birmingham Southern	(A)	33	50
Jan. 22	Vanderbilt	(A)	24	25
Jan. 24	LSU	(H)	25	26
<b>Jan. 25</b>	<b>LSU</b>	<b>(H)</b>	<b>25</b>	<b>24</b>
<b>Feb. 3</b>	<b>Tulane</b>	<b>(H)</b>	<b>22</b>	<b>19</b>
Feb. 4	Tulane	(H)	18	35
Feb. 9	Vanderbilt	(H)	20	21
Feb. 11	Georgia	(A)	21	22
Feb. 15	Georgia Tech	(H)	20	29
<b>Feb. 17</b>	<b>Florida</b>	<b>(H)</b>	<b>32</b>	<b>30</b>
<b>Feb. 18</b>	<b>Florida</b>	<b>(H)</b>	<b>16</b>	<b>11</b>
Feb. 20	Georgia Tech	(N1)	18	29
Feb. 24	LSU	(N2)	33	57

(N1) Atlanta, Ga. (Atlanta Athletic Club)  
(N2) SEC Tournament, Atlanta, Ga.



**RALPH JORDAN**  
1934-42, 1946  
10 Year Career  
Record: 95-77  
(61-56 SEC)

1933-34 Won 2, Lost 11 (2-9 SEC)  
COACH: Ralph Jordan

			AU	Opp.
Jan. 9	Vanderbilt	(A)	22	31
Jan. 11	Georgia Tech	(H)	26	28
Jan. 26	Birmingham Southern	(H)	22	39
Jan. 27	Vanderbilt	(H)	33	48
Feb. 3	Tulane	(A)	18	34
Feb. 4	Tulane	(A)	20	30
Feb. 5	LSU	(A)	17	40
Feb. 6	LSU	(A)	16	38
<b>Feb. 10</b>	<b>Georgia</b>	<b>(H)</b>	<b>30</b>	<b>21</b>
Feb. 14	Georgia Tech	(A)	20	24
<b>Feb. 17</b>	<b>Florida</b>	<b>(A)</b>	<b>23</b>	<b>21</b>
Feb. 18	Florida	(A)	21	39
Mar. 1	Tennessee	(N1)	26	43

(N1) SEC Tournament, Atlanta, Ga.

1934-35 Won 4, Lost 13 (3-9 SEC)  
COACH: Ralph Jordan

			AU	Opp.
<b>Jan. 5</b>	<b>Lanett Athletic Club</b>	<b>(A)</b>	<b>44</b>	<b>25</b>
Jan. 8	South Carolina	(A)	34	35
Jan. 9	South Carolina	(A)	26	42
Jan. 10	Sewanee	(A)	18	19
Jan. 11	Vanderbilt	(A)	27	37
Jan. 12	Vanderbilt	(A)	24	41
Jan. 26	Birmingham Southern	(H)	20	37
Feb. 1	Tennessee	(H)	27	48
Feb. 2	Birmingham Southern	(A)	40	46
Feb. 5	Georgia	(A)	29	33
Feb. 6	Georgia Tech	(A)	24	25
<b>Feb. 8</b>	<b>Florida</b>	<b>(H)</b>	<b>39</b>	<b>34</b>
Feb. 9	Florida	(H)	25	35
Feb. 13	Georgia Tech	(H)	19	34
<b>Feb. 14</b>	<b>Sewanee</b>	<b>(H)</b>	<b>28</b>	<b>13</b>
<b>Feb. 15</b>	<b>Sewanee</b>	<b>(H)</b>	<b>33</b>	<b>24</b>
Feb. 15	Vanderbilt	(H)	25	37

1935-36 Won 10, Lost 7 (7-4 SEC)  
COACH: Ralph Jordan

			AU	Opp.
Dec. 19	Clemson	(H)	23	33
Dec. 20	Clemson	(H)	18	31
Jan. 9	Vanderbilt	(A)	27	47
<b>Jan. 10</b>	<b>Sewanee</b>	<b>(A)</b>	<b>25</b>	<b>23</b>
<b>Jan. 11</b>	<b>Sewanee</b>	<b>(A)</b>	<b>34</b>	<b>25</b>
<b>Jan. 24</b>	<b>Birmingham Southern</b>	<b>(A)</b>	<b>26</b>	<b>17</b>
Jan. 25	Vanderbilt	(H)	32	37
<b>Feb. 4</b>	<b>Georgia Tech</b>	<b>(H)</b>	<b>31</b>	<b>28</b>
<b>Feb. 10</b>	<b>Sewanee</b>	<b>(H)</b>	<b>41</b>	<b>31</b>
<b>Feb. 11</b>	<b>Sewanee</b>	<b>(H)</b>	<b>42</b>	<b>18</b>
<b>Feb. 15</b>	<b>Georgia</b>	<b>(H)</b>	<b>33</b>	<b>26</b>
Feb. 19	Georgia Tech	(A)	22	46
<b>Feb. 21</b>	<b>Florida</b>	<b>(A)</b>	<b>32</b>	<b>16</b>
Feb. 22	Florida	(A)	13	20
<b>Feb. 28</b>	<b>Birmingham Southern</b>	<b>(N)</b>	<b>41</b>	<b>22</b>
<b>Feb. 29</b>	<b>Georgia</b>	<b>(N1)</b>	<b>43</b>	<b>26</b>
Mar. 1	Tennessee	(N1)	25	43

(N1) SEC Tournament, Knoxville, Tenn.

1936-37 Won 11, Lost 4 (7-4 SEC)  
COACH: Ralph Jordan

			AU	Opp.
<b>Jan. 9</b>	<b>Fort Benning</b>	<b>(H)</b>	<b>54</b>	<b>13</b>
<b>Jan. 15</b>	<b>Sewanee</b>	<b>(A)</b>	<b>41</b>	<b>34</b>
<b>Jan. 16</b>	<b>Sewanee</b>	<b>(A)</b>	<b>34</b>	<b>29</b>
<b>Jan. 30</b>	<b>Birmingham Southern</b>	<b>(A)</b>	<b>39</b>	<b>22</b>

<b>Feb. 1</b>	<b>LSU</b>	<b>(H)</b>	<b>37</b>	<b>24</b>
Feb. 2	LSU	(H)	34	54
<b>Feb. 8</b>	<b>Sewanee</b>	<b>(H)</b>	<b>39</b>	<b>32</b>

1937-38 Won 14, Lost 5 (6-3 SEC)  
COACH: Ralph Jordan

			AU	Opp.
<b>Jan. 14</b>	<b>Sewanee</b>	<b>(A)</b>	<b>36</b>	<b>31</b>
<b>Jan. 15</b>	<b>Sewanee</b>	<b>(A)</b>	<b>38</b>	<b>19</b>
<b>Jan. 19</b>	<b>Birmingham Southern</b>	<b>(A)</b>	<b>49</b>	<b>39</b>
Jan. 28	Georgia Tech	(H)		
<b>Jan. 28</b>	<b>Oglethorpe</b>	<b>(H)</b>	<b>46</b>	<b>43</b>
<b>Jan. 29</b>	<b>Oglethorpe</b>	<b>(H)</b>	<b>49</b>	<b>14</b>
Feb. 7	Sewanee	(H)		
Feb. 8	Sewanee	(H)		
<b>Feb. 12</b>	<b>Georgia</b>	<b>(H)</b>	<b>34</b>	<b>27</b>
Feb. 14	Georgia Tech	(A)	42	43
Feb. 18	Birmingham Southern	(A)		
Feb. 25	Florida	(A)	34	43
Feb. 26	Florida	(A)	35	51
Feb. 28	Georgia Tech	(A)	32	54
Mar. 3	LSU	(A1)	34	60

(Only Scores That Are Available)

(A1) SEC Tournament, Baton Rouge, La.

1938-39 Won 16, Lost 6 (8-4 SEC)  
COACH: Ralph Jordan

			AU	Opp.
<b>Dec. 16</b>	<b>Lanett Mill</b>	<b>(H)</b>	<b>40</b>	<b>21</b>
<b>Dec. 17</b>	<b>Nehi Reds</b>	<b>(H)</b>	<b>41</b>	<b>36</b>
<b>Jan. 4</b>	<b>Lanett Mill</b>	<b>(A)</b>	<b>38</b>	<b>21</b>
<b>Jan. 6</b>	<b>Spring Hill</b>	<b>(H)</b>	<b>30</b>	<b>22</b>
<b>Jan. 7</b>	<b>Spring Hill</b>	<b>(H)</b>	<b>44</b>	<b>23</b>
<b>Jan. 13</b>	<b>Sewanee</b>	<b>(H)</b>	<b>41</b>	<b>31</b>
<b>Jan. 14</b>	<b>Sewanee</b>	<b>(H)</b>	<b>38</b>	<b>27</b>
Jan. 16	Vanderbilt	(H)	39	41
<b>Jan. 28</b>	<b>Birmingham Southern</b>	<b>(H)</b>	<b>50</b>	<b>17</b>
Feb. 2	Mississippi College	(H)	44	59
Feb. 4	Georgia	(A)	21	43
<b>Feb. 10</b>	<b>Georgia</b>	<b>(H)</b>	<b>34</b>	<b>29</b>
<b>Feb. 11</b>	<b>Birmingham Southern</b>	<b>(H)</b>	<b>52</b>	<b>35</b>
Feb. 16	Vanderbilt	(A)	42	49
<b>Feb. 17</b>	<b>Sewanee</b>	<b>(A)</b>	<b>34</b>	<b>27</b>
<b>Feb. 18</b>	<b>Sewanee</b>	<b>(A)</b>	<b>39</b>	<b>28</b>
<b>Feb. 22</b>	<b>Georgia Tech</b>	<b>(H)</b>	<b>38</b>	<b>24</b>
<b>Feb. 24</b>	<b>Florida</b>	<b>(H)</b>	<b>40</b>	<b>38</b>
Feb. 25	Florida	(H)	25	31
<b>Feb. 27</b>	<b>Georgia Tech</b>	<b>(A)</b>	<b>49</b>	<b>33</b>
Mar. 2	Tulane	(N1)	43	30
Mar. 3	Tennessee	(A1)	35	49

(N1, A1) SEC Tournament, Knoxville, Tenn.

1939-40 Won 7, Lost 10 (6-7 SEC)  
COACH: Ralph Jordan

			AU	Opp.
<b>Dec. 14</b>	<b>Spring Hill</b>	<b>(H)</b>	<b>37</b>	<b>34</b>
Dec. 15	Spring Hill	(H)	33	34
Jan. 5	LSU	(A)	39	50
<b>Jan. 6</b>	<b>LSU</b>	<b>(A)</b>	<b>42</b>	<b>26</b>
Jan. 11	Vanderbilt	(A)	45	51
<b>Jan. 12</b>	<b>Sewanee</b>	<b>(A)</b>	<b>51</b>	<b>32</b>
<b>Jan. 13</b>	<b>Sewanee</b>	<b>(A)</b>	<b>64</b>	<b>32</b>
Jan. 20	Vanderbilt	(H)	46	50
Jan. 27	Howard	(H)	33	37
Feb. 3	Georgia	(H)	28	32
Feb. 6	Georgia Tech	(A)	31	53
Feb. 9	Georgia	(H)	47	48
<b>Feb. 16</b>	<b>Sewanee</b>	<b>(H)</b>	<b>46</b>	<b>30</b>
<b>Feb. 17</b>	<b>Sewanee</b>	<b>(H)</b>	<b>63</b>	<b>34</b>
<b>Feb. 21</b>	<b>Georgia Tech (ot)</b>	<b>(H)</b>	<b>39</b>	<b>38</b>
Feb. 24	Florida	(H)	37	42
Feb. 28	Georgia	(N1)	41	48

(N1) SEC Tournament, Knoxville, Tenn.

1940-41 Won 13, Lost 6 (6-5 SEC)  
COACH: Ralph Jordan

			AU	Opp.
<b>Jan. 3</b>	<b>Spring Hill</b>	<b>(H)</b>	<b>35</b>	<b>30</b>
<b>Jan. 4</b>	<b>Spring Hill</b>	<b>(H)</b>	<b>46</b>	<b>34</b>
<b>Jan. 10</b>	<b>Sewanee</b>			




Jan. 24	Tulane	(H)	45	41
Jan. 25	Vanderbilt	(H)	45	44
Jan. 31	Tennessee	(H)	33	51
Feb. 1	Georgia Tech	(A)	39	48
Feb. 3	Mississippi State	(H)	44	48
Feb. 5	Georgia Tech	(H)	51	45
Feb. 8	Georgia	(H)	43	39
Feb. 10	Howard	(H)	35	21
Feb. 11	LSU	(H)	50	49
Feb. 13	Vanderbilt	(A)	39	47
Feb. 14	Sewanee	(A)	39	28
Feb. 15	Sewanee	(A)	46	31
Feb. 26	Georgia	(A)	31	36
Feb. 28	Alabama	(N1)	16	38

(N1) SEC Tournament, Louisville, Ky.

 1941-42 Won 11, Lost 6 (9-5 SEC)  
 COACH: Ralph Jordan

			AU	Opp.
Dec. 18	Mississippi State	(A)	39	29
Dec. 19	Ole Miss	(A)	34	31
Jan. 16	Vanderbilt	(A)	35	33
Jan. 23	Tennessee	(A)	23	43
Jan. 26	Vanderbilt	(H)	50	45
Jan. 31	Georgia Tech	(A)	42	48
Feb. 3	Georgia Tech	(H)	43	38
Feb. 6	Georgia	(A)	32	28
Feb. 13	Georgia	(H)	53	41
Feb. 14	Mississippi State	(H)	40	41
Feb. 16	LSU	(A)	49	63
Feb. 17	Tulane	(A)	41	50
Feb. 20	Florida	(H)	47	23
Feb. 21	Florida	(H)	38	36
Feb. 26	Vanderbilt	(N1)	36	34
Feb. 27	Tulane	(N1)	45	36
Feb. 28	Kentucky	(N1)	31	40

(N1) SEC Tournament, Louisville, Ky.


**BOB EVANS**

 1943, 45  
 2 Year Career  
 Record: 4-28  
 (3-18 SEC)

 1942-43 Won 1, Lost 14 (1-12 SEC)  
 COACH: Bob Evans

			AU	Opp.
Dec. 11	Mississippi State	(A)	35	41
Dec. 12	Mississippi State	(A)	26	36
Dec. 17	Mississippi State	(H)	37	38
Dec. 18	Mississippi State	(H)	40	44
Jan. 11	Vanderbilt	(A)	39	54
Jan. 15	507 Paratrooper Infantry	(H)	30	40
Jan. 22	Georgia Tech	(H)	32	59
Jan. 23	Vanderbilt	(H)	43	48
Jan. 29	Tennessee	(A)	23	57
Jan. 30	Georgia Tech	(A)	21	53
Feb. 5	Georgia	(H)	47	32
Feb. 6	LSU	(H)	37	62
Feb. 8	Tulane	(H)	30	50
Feb. 13	Georgia	(A)	31	51
Feb. 25	LSU	(N1)	38	67

(N1) SEC Tournament, Louisville, Ky.

1943-44 (No Team)

 1944-45 Won 3, Lost 14 (2-6 SEC)  
 COACH: Bob Evans

			AU	Opp.
	Gunter Field		40	44
Jan. 13	Mercer	(H)	36	41
Jan. 18	Georgia	(A)	50	59
Jan. 20	Georgia Tech	(H)	41	74
Feb. 2	Mercer	(A)	34	40
Feb. 3	Georgia	(H)	43	59
Feb. 9	Jacksonville Navy	(A)	43	80
Feb. 10	Jacksonville Navy	(A)	23	51

Feb. 12	Florida	(H)	43	58
Feb. 13	Florida	(H)	42	40
Feb. 17	Georgia Tech	(A)	39	53
	<b>Gunter Field</b>		<b>52</b>	<b>39</b>
	Maxwell Field		41	48
	Maxwell Field		31	72
Feb. 19	Florida	(A)	43	41
Feb. 20	Florida	(A)	48	62
Feb. 29	Tennessee	(N1)	26	56

(N1) SEC Tournament, Louisville, Ky.

 1945-46 Won 7, Lost 9 (7-6 SEC)  
 COACH: Ralph Jordan

			AU	Opp.
Dec. 10	Mississippi State	(H)	55	47
Dec. 11	Mississippi State	(H)	37	26
Jan. 4	Georgia Tech	(A)	22	45
	Georgia	(A)	37	38
Jan. 16	Georgia Tech	(H)	26	53
Jan. 21	Georgia	(H)	40	37
	Maxwell Field		41	48
	Maxwell Field		35	36
Jan. 29	Florida	(H)	49	36
Jan. 30	Florida	(H)	51	40
	Tulane	(H)	48	56
Feb. 8	Florida	(A)	60	53
Feb. 9	Florida	(A)	34	53
Feb. 15	Mississippi State	(A)	40	30
Feb. 16	Mississippi State	(A)	31	39
Feb. 28	Kentucky	(N1)	24	69

(N1) SEC Tournament, Louisville, Ky.



**V.J. EDNEY**

 1947  
 1 Year Career  
 Record: 3-18  
 (1-15 SEC)

 1946-47 Won 3, Lost 18 (1-15 SEC)  
 COACH: V.J. Edney

			AU	Opp.
	<b>Maxwell Field</b>		<b>65</b>	<b>38</b>
Dec. 13	Ole Miss	(A)	38	58
Dec. 14	Mississippi State	(A)	35	61
	Mercer		54	55
Jan. 11	Tennessee	(H)	30	66
Jan. 15	Georgia Tech	(H)	42	55
Jan. 17	Florida	(A)	32	48
Jan. 18	Florida	(A)	28	39
Jan. 24	Vanderbilt	(H)	37	38
Jan. 25	Georgia	(H)	40	44
Jan. 29	Georgia Tech	(A)	49	65
Feb. 1	Vanderbilt	(A)	58	59
Feb. 3	Tennessee	(A)	27	63
Feb. 7	Florida	(H)	42	48
Feb. 8	<b>Florida</b>	<b>(H)</b>	<b>36</b>	<b>30</b>
	<b>Maxwell Field</b>		<b>57</b>	<b>34</b>
	Tulane		35	66
Feb. 15	LSU	(A)	53	76
	Mercer		47	71
	Georgia	(A)	45	60
Feb. 28	Kentucky	(N1)	18	84

(N1) SEC Tournament, Louisville, Ky.


**DANNY DOYLE**

 1948-49  
 2 Year Career  
 Record: 21-25  
 (12-18 SEC)

 1947-48 Won 12, Lost 10 (7-7 SEC)  
 COACH: Danny Doyle

			AU	Opp.
Dec. 6	Mississippi State	(H)	35	49

Dec. 12	Florida	(A)	43	41
Dec. 13	Florida	(A)	39	47
	Tulane	(A)	37	70
	<b>Illinois Wesleyan</b>	<b>(A)</b>	<b>44</b>	<b>42</b>
	Washington	(A)	29	59
Jan. 12	Ole Miss	(H)	59	50
Jan. 16	Georgia	(H)	52	41
Jan. 19	Mercer	(A)	72	53
Jan. 21	Vanderbilt	(H)	46	41
Jan. 23	LSU	(A)	51	48
Jan. 30	Georgia Tech	(H)	38	31
Feb. 2	Vanderbilt	(A)	47	55
Feb. 5	Florida	(H)	53	50
Feb. 6	Florida	(H)	37	39
Feb. 12	Oglethorpe	(H)	55	23
Feb. 13	Oglethorpe	(H)	65	31
	Mercer		46	63
Feb. 21	Georgia	(A)	36	74
Feb. 25	Georgia Tech	(A)	43	50
Feb. 28	Howard	(A)	33	32
Mar. 4	Tulane	(N1)	40	47

(N1) SEC Tournament, Louisville, Ky.

 1948-49 Won 9, Lost 15 (5-11 SEC)  
 COACH: Danny Doyle

			AU	Opp.
Dec. 3	Howard	(A)	57	30
Dec. 4	Birmingham Southern	(A)	40	32
Dec. 11	Mississippi State	(H)	53	54
Dec. 21	Alabama	(N1)	45	46
Dec. 27	Baylor	(N2)	44	59
Dec. 28	Colorado State	(N2)	41	46
Dec. 29	Southern Methodist	(N2)	41	59
Jan. 5	Alabama	(H)	38	45
Jan. 8	Florida	(A)	45	61
Jan. 11	Georgia Tech	(H)	41	33
Jan. 14	Georgia	(A)	52	55
Jan. 17	Ole Miss	(A)	43	47
Jan. 18	Mississippi State	(A)	43	47
Jan. 22	Vanderbilt	(H)	48	46
Jan. 27	Alabama	(A)	37	39
Jan. 31	Tulane	(H)	51	56
Feb. 5	Vanderbilt	(A)	42	52
	<b>Troy State</b>		<b>69</b>	<b>44</b>
	<b>Livingston State</b>		<b>49</b>	<b>44</b>
Feb. 17	<b>Florida</b>	<b>(H)</b>	<b>44</b>	<b>43</b>
	<b>Georgia</b>		<b>53</b>	<b>47</b>
Feb. 23	Georgia Tech	(A)	57	66
Feb. 28	Ole Miss	(H)	65	61
Mar. 4	Kentucky	(N3)	39	70

(N1) Birmingham, Ala.

(N2) All-College Classic, Oklahoma City, Okla.

(N3) SEC Tournament, Louisville, Ky.


**JOEL EAVES**

 1950-63  
 14 Year Career  
 Record: 213-100  
 (124-75 SEC)

 1949-50 Won 17, Lost 7 (12-6 SEC)  
 COACH: Joel Eaves  
 CAPTAIN: Bill Lynn

			AU	Opp.
Dec. 1	Birmingham Southern	(H)	79	49
Dec. 2	Howard	(A)	59	36
Dec. 9	Ole Miss	(H)	64	60
Dec. 10	Howard	(H)	73	49
Dec. 13	Troy State	(H)	77	40
Dec. 20	Alabama	(H)	45	40
Jan. 4	Birmingham Southern	(A)	70	48
Jan. 10	Georgia Tech	(A)	49	65
Jan. 12	Mississippi State	(A)	65	64
Jan. 14	Florida	(H)	72	46
Jan. 21	Vanderbilt	(H)	47	58
Jan. 28	Alabama	(A)	66	58
Jan. 30	Ole Miss	(A)	77	63
Feb. 1	Mississippi State	(A)	65	60
Feb. 4	LSU	(H)	70	66
Feb. 6	Vanderbilt	(A)	51	63
Feb. 9	Georgia	(H)	67	54



Feb. 11	Tulane	(A)	64	60
Feb. 13	LSU	(A)	61	76
Feb. 18	Alabama	(H)	67	58
Feb. 20	Florida	(A)	41	43
Feb. 22	Georgia Tech	(H)	53	61
Feb. 25	Georgia	(A)	55	46
Mar. 3	LSU	(N1)	45	73

1950-51 Won 12, Lost 10 (6-8 SEC)  
COACH: Joel Eaves  
CAPTAIN: Don Lanford

			AU	Opp.
Nov. 27	Troy State	(H)	96	57
Nov. 30	Birmingham Southern	(A)	57	56
Dec. 1	Howard	(A)	70	57
Dec. 6	Birmingham Southern	(H)	69	57
Dec. 9	Ole Miss	(H)	61	65
Dec. 13	Howard	(H)	70	53
Dec. 19	Alabama	(A)	46	70
Jan. 5	Kentucky (NR,3)	(A)	35	79
Jan. 6	Vanderbilt	(A)	51	61
Jan. 8	Tennessee	(A)	63	59
Jan. 13	Georgia (ot)	(H)	69	68
Jan. 18	Alabama	(H)	64	65
Jan. 27	Georgia	(A)	61	49
Jan. 31	Georgia Tech	(A)	44	64
Feb. 3	Tulane	(H)	92	71
Feb. 5	LSU	(H)	74	75
Feb. 10	Alabama	(A)	44	63
Feb. 14	Georgia Tech	(H)	75	63
Feb. 17	Florida	(A)	61	82
Feb. 23	Florida (ot)	(H)	83	77
Feb. 24	Mississippi State	(H)	92	85
Mar. 2	Kentucky (NR,1)	(N1)	54	84

1951-52 Won 14, Lost 12 (6-8 SEC)  
COACH: Joel Eaves  
CAPTAIN: Roger Weldon

			AU	Opp.
Nov. 27	Troy State	(H)	83	58
Nov. 29	Birmingham Southern	(A)	65	59
Nov. 30	Howard	(A)	69	39
Dec. 4	Maxwell Field	(H)	75	41
Dec. 5	Howard	(H)	88	51
Dec. 8	Georgia	(A)	62	48
Dec. 15	Birmingham Southern	(H)	79	46
Dec. 19	Maxwell Field	(A)	63	54
Dec. 28	Davidson	(N1)	66	59
Dec. 29	Georgia Tech	(N1)	62	79
Dec. 29	South Carolina	(N1)	67	70
Jan. 3	Florida	(A)	63	64
Jan. 9	Georgia Tech	(A)	54	56
Jan. 12	Vanderbilt	(H)	61	73
Jan. 18	Mississippi State	(A)	68	61
Jan. 19	Ole Miss	(A)	58	76
Jan. 26	Georgia	(H)	65	51
Jan. 30	Kentucky	(H)	48	88
Feb. 2	Alabama	(H)	60	62
Feb. 8	Florida	(H)	61	52
Feb. 9	Tennessee	(H)	60	55
Feb. 13	Georgia Tech	(H)	50	58
Feb. 16	LSU	(A)	64	70
Feb. 18	Tulane	(A)	63	61
Feb. 23	Alabama	(A)	50	63
Feb. 28	Alabama	(N2)	49	63

1952-53 Won 13, Lost 8 (6-7 SEC)  
COACH: Joel Eaves  
CAPTAIN: Bubber Farish

			AU	Opp.
Dec. 2	Howard	(H)	80	52
Dec. 6	Howard	(A)	80	74
Dec. 10	Georgia Tech	(H)	71	61
Dec. 13	Birmingham Southern	(A)	87	61
Dec. 19	Georgia	(N1)	71	49
Jan. 2	Memphis State	(N2)	78	64
Jan. 3	Ole Miss	(N2)	55	65
Jan. 6	Birmingham Southern	(H)	84	59
Jan. 9	Georgia	(A)	64	59

Jan. 14	Georgia Tech	(A)	61	79
Jan. 17	Alabama	(A)	51	61
Jan. 21	Georgia	(H)	78	69
Jan. 26	Tennessee	(A)	70	72
Jan. 31	Mississippi State	(H)	82	60
Feb. 4	Florida	(H)	62	66
Feb. 7	Vanderbilt	(A)	71	66
Feb. 11	Ole Miss	(H)	72	65
Feb. 14	LSU (NR,8)	(H)	57	65
Feb. 16	Tulane	(H)	65	70
Feb. 21	Florida	(A)	67	71
Feb. 28	Alabama	(H)	78	73

(N1) Birmingham, Ala.  
(N2) Memphis Invitational, Memphis, Tenn.

1953-54 Won 16, Lost 8 (8-6 SEC)  
COACH: Joel Eaves  
CAPTAIN: Bob Miller

			AU	Opp.
Dec. 1	Birmingham Southern	(H)	81	50
Dec. 4	Birmingham Southern	(A)	93	66
Dec. 5	Howard (ot)	(A)	70	63
Dec. 12	Georgia Tech	(N1)	83	56
Dec. 18	Georgia	(N2)	75	73
Dec. 19	Alabama	(N2)	62	70
Dec. 30	Vanderbilt (NR,19)	(A)	48	96
Jan. 2	Mississippi State	(N2)	76	75
Jan. 5	Howard	(H)	84	56
Jan. 9	Mississippi State	(A)	74	79
Jan. 11	Ole Miss	(A)	66	61
Jan. 16	Alabama	(A)	58	70
Jan. 20	Georgia Tech	(H)	80	56
Jan. 23	Georgia	(A)	81	66
Jan. 29	Florida	(A)	83	76
Feb. 6	Vanderbilt	(H)	76	73
Feb. 8	Georgia Tech	(A)	59	53
Feb. 13	Florida	(H)	85	65
Feb. 15	Georgia	(H)	80	61
Feb. 20	LSU (NR,13)	(A)	59	77
Feb. 22	Tulane	(A)	65	62
Feb. 27	Kentucky (NR,2)	(N1)	79	109
Mar. 1	Tennessee	(H)	86	92
Mar. 5	Alabama	(H)	55	57

(N1) Montgomery, Ala.  
(N2) Birmingham, Ala.

1954-55 Won 11, Lost 9 (6-8 SEC)  
COACH: Joel Eaves  
CAPTAIN: Bill Kirkpatrick

			AU	Opp.
Dec. 4	Birmingham Southern	(H)	90	77
Dec. 11	Jacksonville State	(H)	78	67
Dec. 17	Washington & Lee	(N1)	91	81
Dec. 18	Tennessee	(N1)	73	64
Jan. 5	Howard	(H)	98	77
Jan. 8	Mississippi State	(H)	79	58
Jan. 10	Ole Miss	(H)	85	81
Jan. 15	Alabama (20,16)	(N2)	78	99
Jan. 22	Georgia	(A)	83	88
Jan. 26	Georgia Tech	(H)	70	73
Jan. 29	Florida	(H)	91	69
Jan. 31	Georgia	(H)	78	76
Feb. 5	Vanderbilt (NR,20)	(A)	74	79
Feb. 7	Georgia Tech	(A)	67	75
Feb. 12	Florida	(A)	70	66
Feb. 19	LSU	(H)	75	71
Feb. 21	Tulane	(H)	79	90
Feb. 26	Kentucky (NR,2)	(A)	59	93
Feb. 28	Tennessee	(A)	77	86
Mar. 5	Alabama* (NR,11)	(N2)	80	84

(N1) Blue-Gray Tournament, Montgomery, Ala.  
(N2) Montgomery, Ala.

1955-56 Won 11, Lost 10 (8-6 SEC)  
COACH: Joel Eaves  
CAPTAIN: Jim O'Donnell

			AU	Opp.
Dec. 3	Birmingham Southern	(H)	81	64
Dec. 10	Howard	(H)	97	54
Dec. 16	Texas	(N1)	76	83
Dec. 17	Eastern Kentucky	(N1)	71	93
Dec. 20	Oklahoma City (NR,15)	(A)	58	76
Dec. 21	Rice (2ot)	(A)	80	82

Jan. 2	Florida	(H)	89	77
Jan. 7	Mississippi State	(A)	81	68
Jan. 9	Ole Miss	(A)	69	76
Jan. 14	Alabama (NR,19)	(N2)	77	86
Jan. 21	Georgia	(A)	60	59
Jan. 28	Jacksonville State	(H)	73	64
Feb. 4	Kentucky (NR,7)	(N2)	81	82
Feb. 7	Georgia Tech (ot)	(H)	77	74
Feb. 11	Florida	(H)	77	73
Feb. 13	Georgia	(H)	96	80
Feb. 18	LSU	(A)	80	71
Feb. 20	Tulane	(A)	75	86
Feb. 25	Tennessee	(H)	87	91
Feb. 27	Vanderbilt (NR,7)	(H)	74	65
Mar. 2	Alabama (NR,3)	(N2)	82	93

(N1) Blue-Gray Tournament, Montgomery, Ala.  
(N2) Montgomery, Ala.

1956-57 Won 13, Lost 8 (8-6 SEC)  
COACH: Joel Eaves  
CAPTAIN: Henry Sturkie

			AU	Opp.
Dec. 4	Jacksonville State	(H)	72	65
Dec. 8	Rice	(N1)	88	68
Dec. 17	Clemson	(N2)	89	64
Dec. 18	St. Joseph's	(N2)	66	64
Dec. 19	Wake Forest	(N2)	48	58
Jan. 2	Howard	(H)	101	70
Jan. 5	Mississippi State	(H)	86	66
Jan. 7	Ole Miss	(H)	88	66
Jan. 12	Georgia	(A)	72	75
Jan. 19	Alabama (ot)	(N3)	92	88
Jan. 22	Georgia Tech	(H)	74	81
Jan. 26	Georgia	(H)	73	66
Jan. 28	Florida	(H)	76	61
Feb. 2	Vanderbilt	(A)	78	83
Feb. 4	Georgia Tech (ot)	(A)	67	76
Feb. 9	Florida	(A)	73	70
Feb. 16	LSU	(H)	99	62
Feb. 18	Tulane	(H)	78	54
Feb. 23	Tennessee	(A)	75	85
Feb. 25	Kentucky (NR,3)	(A)	85	103
Mar. 1	Alabama (2ot)	(N3)	79	81

(N1) Birmingham, Ala.  
(N2) Carusel Tournament, Charlotte, N.C.  
(N3) Montgomery, Ala.

1957-58 Won 16, Lost 6 (11-3 SEC)  
COACH: Joel Eaves  
CAPTAIN: Rex Frederick

			AU	Opp.
Dec. 3	Jacksonville State	(H)	89	50
Dec. 7	Wake Forest	(N1)	78	66
Dec. 13	TCU	(N2)	75	63
Dec. 14	Mississippi State	(N2)	37	52
Dec. 19	Southern Methodist	(A)	65	75
Dec. 20	Baylor	(A)	53	62
Dec. 30	Howard	(H)	106	47
Jan. 4	Mississippi State (NR,9)	(A)	42	70
Jan. 6	Ole Miss	(A)	71	51
Jan. 11	Florida	(A)	66	90
Jan. 18	Alabama	(N3)	65	83
Jan. 22	Georgia Tech	(A)	80	72
Jan. 25	Georgia	(N1)	90	62
Feb. 1	Vanderbilt	(H)	77	69
Feb. 3	Georgia Tech	(H)	99	78
Feb. 8	Georgia	(H)	75	73
Feb. 10	Florida	(H)	76	69
Feb. 15	LSU	(A)	76	58
Feb. 17	Tulane	(A)	63	49
Feb. 22	Tennessee (NR,20)	(H)	72	66
Feb. 24	Kentucky (NR,13)	(N2)	64	63
Mar. 1	Alabama (16,NR)	(N3)	67	65

(N1) Columbus, Ga.  
(N2) Birmingham Classic, Birmingham, Ala.  
(N3) Montgomery, Ala.

#### 1958 Final Wire Service Poll Associated Press

- |                  |               |
|------------------|---------------|
| 1. West Virginia | 7. Kansas     |
| 2. Cincinnati    | 8. Notre Dame |
| 3. Kansas State  | 9. Kentucky   |
| 4. San Francisco | 10. Duke      |
| 5. Temple        | 16. Auburn    |
| 6. Maryland      |               |

1958-59 Won 20, Lost 2 (12-2 SEC)  
 COACH: Joel Eaves  
 CAPTAINS: Rex Frederick, Jimmy Lee

		AU	Opp.
Dec. 2	Jacksonville State	(H) 111	54
Dec. 6	Baylor	(H) 71	60
Dec. 17	Florida State (13,NR)	(H) 95	74
Dec. 19	Wyoming (13,NR)	(N1) 70	47
Dec. 20	Alabama (13,NR)	(N1) 79	60
Dec. 27	Florence State (8,NR)	(H) 104	78
Dec. 29	Florida State (8,NR)	(A) 69	62
Jan. 3	Mississippi State (9,8)	(H) 97	66
Jan. 5	Ole Miss (9,NR)	(H) 60	47
Jan. 10	Florida (6,NR)	(A) 63	54
Jan. 17	Alabama (5,NR)	(N2) 57	55
Jan. 21	Georgia Tech (5,NR)	(H) 66	55
Jan. 24	Georgia (5,NR)	(A) 81	61
Jan. 31	Vanderbilt (4,NR)	(A) 64	61
Feb. 3	Georgia Tech (4,NR)	(A) 51	40
Feb. 7	Georgia (4,NR)	(H) 95	69
Feb. 9	Florida (4,NR)	(H) 93	71
Feb. 14	LSU (4,NR)	(H) 115	67
Feb. 16	Tulane (4,NR)	(H) 79	56
Feb. 21	Kentucky (2,3)	(A) 56	75
Feb. 23	Tennessee (2,NR)	(A) 55	56
Feb. 28	Alabama (6,NR)	(N2) 69	50

(N1) Birmingham Classic, Birmingham, Ala.  
 (N2) Montgomery, Ala.

**1959 Final Wire Service Polls**

Associated Press	United Press International
1. Kansas State	1. Kansas State
2. Kentucky	2. Kentucky
3. Miss. State	3. Michigan State
4. Bradley	4. Cincinnati
5. Cincinnati	5. N.C. State
6. N.C. State	6. North Carolina
7. Michigan State	7. Miss. State
8. Auburn	8. Bradley
9. North Carolina	9. California
10. West Virginia	10. Auburn

1959-60 Won 19, Lost 3 (12-2 SEC)  
 COACH: Joel Eaves  
 CAPTAIN: Henry Hart  
**SEC CHAMPIONS**

		AU	Opp.
Dec. 1	Florence State	(H) 95	69
Dec. 5	Troy State	(H) 72	46
Dec. 7	Howard	(H) 104	57
Dec. 12	Florida State	(H) 62	58
Dec. 18	Navy	(N1) 61	68
Dec. 19	Alabama	(N1) 59	52
Dec. 28	Florida State	(A) 76	63
Jan. 2	Mississippi State	(A) 64	48
Jan. 4	Ole Miss	(A) 56	64
Jan. 9	Florida	(A) 73	69
Jan. 16	Alabama	(N2) 69	66
Jan. 19	Georgia Tech (NR,6)	(A) 66	59
Jan. 23	Georgia	(A) 59	68
Jan. 30	Vanderbilt	(H) 55	54
Feb. 2	Georgia Tech (NR,6)	(H) 48	45
Feb. 6	Georgia	(H) 72	45
Feb. 8	Florida	(H) 89	51
Feb. 13	LSU (17,NR)	(A) 63	61
Feb. 15	Tulane (ot) (17,NR)	(A) 53	51
Feb. 20	Kentucky (17,NR)	(H) 61	60
Feb. 22	Tennessee (17,NR)	(H) 72	63
Feb. 27	Alabama (ot) (13,NR)	(N2) 63	61

(N1) Birmingham Classic, Birmingham, Ala.  
 (N2) Montgomery, Ala.

**1960 Final Wire Service Polls**

Associated Press	United Press International
1. Cincinnati	1. California
2. California	2. Cincinnati
3. Ohio State	3. Ohio State
4. Bradley	4. Bradley
5. West Virginia	5. Utah
6. Utah	6. West Virginia
7. Indiana	7. Utah State
8. Utah State	8. Georgia Tech
9. St. Bonaventure	9. Villanova
10. Miami (Fla.)	10. Indiana
11. Auburn	17. Auburn

1960-61 Won 15, Lost 7 (8-6 SEC)  
 COACH: Joel Eaves  
 CAPTAINS: Porter Gilbert, Jimmy Fibbe

		AU	Opp.
Dec. 1	Livingston	(H) 90	50
Dec. 3	Huntingdon	(H) 66	44
Dec. 10	Florida State	(H) 74	57
Dec. 16	Virginia Tech (11,NR)	(N1) 76	73
Dec. 17	Alabama (11,NR)	(N1) 74	62
Jan. 2	Florence State (9,NR)	(H) 76	50
Jan. 7	Mississippi State (10,NR)	(H) 48	56
Jan. 9	Ole Miss	(H) 51	40
Jan. 13	Florida	(A) 53	58
Jan. 17	Florida State	(N2) 74	67
Jan. 21	Georgia	(N2) 78	68
Jan. 24	Georgia Tech (ot)	(H) 43	48
Jan. 28	Alabama (ot)	(N3) 66	71
Feb. 4	Vanderbilt	(A) 53	58
Feb. 7	Georgia Tech	(A) 38	36
Feb. 11	Georgia	(H) 73	69
Feb. 13	Florida	(H) 60	78
Feb. 18	LSU	(H) 69	65
Feb. 20	Tulane	(H) 63	44
Feb. 25	Tennessee	(A) 41	38
Feb. 27	Kentucky	(A) 51	77
Mar. 4	Alabama	(N3) 80	69

(N1) Birmingham Classic, Birmingham, Ala.  
 (N2) Columbus, Ga.  
 (N3) Montgomery, Ala.

1961-62 Won 18, Lost 6 (11-3 SEC)  
 COACH: Joel Eaves  
 CAPTAIN: Bill Ross

		AU	Opp.
Dec. 4	Jacksonville State	(H) 73	37
Dec. 6	Southwestern Louisiana	(H) 62	46
Dec. 9	Florida State	(H) 52	56
Dec. 15	LSU	(N1) 67	50
Dec. 16	Virginia Tech	(N1) 77	63
Dec. 22	Texas A&M	(N2) 50	62
Dec. 23	Houston	(N2) 49	54
Dec. 30	Florida State	(A) 62	57
Jan. 2	Chattanooga	(H) 67	47
Jan. 6	Mississippi State (NR,9)	(A) 48	51
Jan. 8	Ole Miss	(A) 64	58
Jan. 13	Florida	(A) 40	43
Jan. 20	Alabama	(N3) 60	50
Jan. 23	Georgia Tech	(A) 52	40
Jan. 27	Georgia	(N4) 83	47
Feb. 3	Vanderbilt	(H) 89	68
Feb. 5	Georgia Tech	(H) 48	39
Feb. 10	Georgia	(H) 74	49
Feb. 12	Florida	(H) 64	60
Feb. 17	LSU	(A) 55	50
Feb. 19	Tulane	(A) 81	64
Feb. 24	Tennessee	(H) 60	51
Feb. 26	Kentucky (NR,3)	(H) 60	63
Mar. 4	Alabama	(N3) 62	49

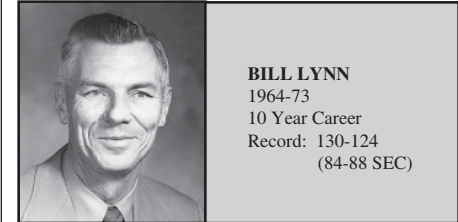
(N1) Birmingham Classic, Birmingham, Ala.  
 (N2) Houston Classic, Houston, Texas  
 (N3) Montgomery, Ala.  
 (N4) Columbus, Ga.

1962-63 Won 18, Lost 4 (10-4 SEC)  
 COACH: Joel Eaves  
 CAPTAIN: Layton Johns

		AU	Opp.
Dec. 4	Howard	(H) 69	50
Dec. 8	Florida State	(H) 65	47
Dec. 14	Texas Tech	(H) 86	57
Dec. 17	Chattanooga	(H) 79	37
Dec. 19	Spring Hill	(H) 71	51
Dec. 21	Florida State (2ot)	(A) 77	70
Dec. 28	Xavier	(N1) 64	57
Dec. 29	Houston (ot)	(N1) 71	69
Jan. 5	Mississippi State	(H) 53	62
Jan. 7	Ole Miss	(H) 79	44
Jan. 12	Florida	(A) 81	56
Jan. 19	Alabama (ot)	(N2) 81	78
Jan. 22	Georgia Tech (NR,9)	(A) 64	69
Jan. 26	Georgia	(A) 78	62
Feb. 2	Vanderbilt	(A) 62	59
Feb. 9	Georgia (ot)	(H) 70	67
Feb. 11	Florida	(H) 88	59

Feb. 16	LSU	(H) 82	57
Feb. 18	Tulane	(H) 63	61
Feb. 23	Kentucky (9,NR)	(A) 59	78
Feb. 25	Tennessee	(A) 47	55
Mar. 2	Alabama (ot)	(N2) 74	67

(N1) Sugar Bowl Tournament, New Orleans, La.  
 (N2) Montgomery, Ala.



**BILL LYNN**  
 1964-73  
 10 Year Career  
 Record: 130-124  
 (84-88 SEC)

1963-64 Won 11, Lost 12 (6-8 SEC)  
 COACH: Billy Lynn  
 CAPTAINS: Larry Chapman, John Blackwell

		AU	Opp.
Dec. 3	Howard	(H) 102	44
Dec. 7	Florida State	(A) 67	69
Dec. 14	Southern Mississippi	(H) 80	74
Dec. 19	Texas Tech	(A) 71	83
Dec. 20	SMU	(A) 70	84
Dec. 27	Athens College	(H) 83	51
Dec. 30	Duke	(N1) 67	84
Dec. 31	Loyola (New Orleans)	(N1) 62	52
Jan. 4	Mississippi State (ot)	(A) 64	63
Jan. 6	Ole Miss (ot)	(A) 58	59
Jan. 11	Florida	(A) 46	63
Jan. 18	Alabama	(N2) 72	86
Jan. 25	Georgia	(A) 85	77
Jan. 28	Florida State	(H) 63	59
Feb. 1	Vanderbilt (NR,5)	(H) 81	63
Feb. 3	Georgia Tech	(H) 57	62
Feb. 8	Georgia	(H) 67	71
Feb. 10	Florida	(H) 79	58
Feb. 15	LSU	(A) 66	86
Feb. 17	Tulane	(A) 78	72
Feb. 22	Kentucky (NR,3)	(N2) 79	99
Feb. 24	Tennessee	(H) 62	68
Feb. 29	Alabama	(N2) 83	76

(N1) Sugar Bowl Tournament, New Orleans, La.  
 (N2) Montgomery, Ala.

1964-65 Won 16, Lost 9 (11-5 SEC)  
 COACH: Bill Lynn  
 CAPTAIN: Freddie Guy

		AU	Opp.
Dec. 1	Georgia Tech	(A) 60	52
Dec. 5	Florida State	(H) 92	68
Dec. 15	Houston	(N1) 48	50
Dec. 17	Rice	(N1) 94	71
Dec. 21	Georgia Southern	(H) 80	64
Dec. 27	Clemson	(N2) 65	77
Dec. 29	Furman	(N2) 107	86
Jan. 2	Mississippi State	(A) 71	70
Jan. 4	Ole Miss	(A) 77	53
Jan. 9	Florida	(H) 74	63
Jan. 11	Ole Miss	(H) 67	52
Jan. 16	Alabama	(N3) 93	68
Jan. 18	Kentucky	(A) 67	73
Jan. 23	Georgia	(H) 95	65
Jan. 25	Florida State	(A) 55	58
Jan. 30	Vanderbilt	(A) 77	105
Feb. 6	Georgia	(A) 60	62
Feb. 7	Florida	(A) 83	79
Feb. 13	LSU	(H) 101	60
Feb. 15	Tulane	(H) 87	73
Feb. 20	Kentucky	(H) 88	69
Feb. 22	Tennessee (NR,8)	(A) 38	69
Feb. 26	Georgia Tech	(H) 54	59
Mar. 1	Vanderbilt (NR,9)	(H) 64	79
Mar. 6	Alabama	(N3) 80	60

(N1) Bluebonnet Bowl Tournament, Houston, Texas  
 (N2) Poinsettia Classic, Greenville, S.C.  
 (N3) Montgomery, Ala.



1965-66 Won 16, Lost 10 (8-8 SEC)  
 COACH: Bill Lynn  
 CAPTAIN: Lee DeFore

		AU	Opp.
Dec. 2	Rice	(H) 91	74
Dec. 7	Jacksonville State	(H) 78	50
Dec. 11	Jacksonville Univ.	(H) 77	69
Dec. 18	Georgia Tech	(A) 79	74
Dec. 20	Columbia (ot)	(N1) 76	75
Dec. 21	Florida State	(N1) 59	58
Dec. 27	Florida State	(N2) 80	64
Dec. 29	Dayton	(N3) 71	85
Dec. 30	Houston	(N3) 76	89
Jan. 3	Mississippi State	(H) 72	83
Jan. 8	LSU	(A) 74	66
Jan. 11	Tulane	(A) 92	58
Jan. 17	Tennessee	(H) 51	47
Jan. 22	Alabama	(N4) 90	71
Jan. 24	Florida	(H) 64	68
Jan. 29	Kentucky (NR,2)	(A) 78	115
Jan. 31	Vanderbilt (NR,4)	(A) 63	68
Feb. 5	Ole Miss	(A) 70	55
Feb. 9	Florida	(A) 86	66
Feb. 12	Kentucky (NR,1)	(H) 64	77
Feb. 14	Vanderbilt (NR,5)	(H) 76	91
Feb. 16	Georgia	(A) 74	83
Feb. 19	Georgia Tech	(H) 90	73
Feb. 23	Georgia	(H) 74	63
Feb. 26	Ole Miss	(H) 86	74
Mar. 5	Alabama	(N4) 83	88

(N1) Tampa Invitational, Tampa, Fla.  
 (N2) Pensacola, Fla.  
 (N3) Sugar Bowl Tournament, New Orleans, La.  
 (N4) Montgomery, Ala.

1966-67 Won 17, Lost 8 (12-6 SEC)  
 COACH: Bill Lynn  
 CAPTAIN: Bobby Buisson

		AU	Opp.
Dec. 1	Citadel	(A) 105	83
Dec. 6	Louisiana Tech	(H) 88	77
Dec. 10	Southwestern Louisiana	(H) 78	68
Dec. 16	Tennessee	(A1) 49	73
Dec. 17	Miami (Fla.)	(N1) 73	87
Dec. 21	Georgia Tech (ot)	(A) 76	78
Dec. 27	Florida State	(N2) 67	59
Dec. 28	TCU	(N2) 80	79
Dec. 31	Vanderbilt (NR,9)	(H) 64	51
Jan. 3	LSU	(H) 70	59
Jan. 7	Ole Miss	(A) 67	56
Jan. 9	Miss. State (ot) (NR,10)	(A) 54	59
Jan. 16	Vanderbilt	(A) 65	71
Jan. 21	Kentucky	(A) 58	60
Jan. 28	Georgia	(H) 73	64
Jan. 30	Florida	(H) 87	61
Feb. 1	Georgia	(A) 62	49
Feb. 8	LSU	(A) 80	63
Feb. 11	Alabama	(N3) 66	63
Feb. 13	Mississippi State	(H) 68	57
Feb. 18	Florida	(A) 59	79
Feb. 20	Ole Miss	(H) 86	67
Feb. 25	Tennessee (NR,9)	(H) 45	54
Feb. 27	Kentucky	(H) 60	49
Mar. 3	Alabama (ot)	(N3) 99	96

(A1,N1) Volunteer Invitational, Knoxville, Tenn.  
 (N2) Mobile Invitational, Mobile, Ala.  
 (N3) Montgomery, Ala.

1967-68 Won 13, Lost 13 (8-10 SEC)  
 COACH: Bill Lynn  
 CAPTAIN: Alex Howell

		AU	Opp.
Dec. 1	Citadel	(H) 70	73
Dec. 4	Vanderbilt (NR,9)	(A) 65	78
Dec. 9	Wake Forest	(A) 66	63
Dec. 16	Georgia Tech	(A) 63	52
Dec. 18	St. Bonaventure	(N1) 73	77
Dec. 19	Rutgers	(N1) 70	62
Dec. 27	Arkansas	(N2) 65	58
Dec. 28	Oklahoma City	(A2) 68	78
Dec. 29	Virginia Tech	(N2) 76	61
Jan. 3	LSU	(A) 72	76
Jan. 6	Ole Miss	(H) 90	71

Jan. 8	Mississippi State	(H) 62	66
Jan. 15	Vanderbilt (NR,8)	(H) 65	74
Jan. 20	Kentucky (NR,9)	(H) 74	73
Jan. 27	Georgia	(A) 74	76
Jan. 29	Florida	(A) 60	65
Jan. 31	Georgia	(H) 62	56
Feb. 7	LSU	(H) 74	69
Feb. 10	Alabama	(A) 63	64
Feb. 12	Mississippi State	(A) 74	72
Feb. 17	Florida	(H) 73	65
Feb. 19	Ole Miss	(A) 56	57
Feb. 24	Tennessee	(A) 53	52
Feb. 26	Kentucky (NR,5)	(A) 57	89
Mar. 2	Alabama	(H) 73	69
Mar. 3	Tennessee (ot)	(H) 54	63

(N1) Tampa Invitational, Tampa, Fla.  
 (A2,N2) All-College Tournament, Oklahoma City, Okla.

1968-69 Won 15, Lost 10 (10-8 SEC)  
 COACH: Bill Lynn  
 CAPTAIN: Tom Perry

		AU	Opp.
Nov. 30	South Carolina	(A) 49	51
Dec. 14	Ole Miss	(A) 75	64
Dec. 16	Mississippi State	(A) 59	65
Dec. 18	Southwestern Louisiana	(A) 76	80
Dec. 19	Louisiana Tech	(A) 97	84
Dec. 21	Clemson	(N1) 92	72
Dec. 27	Southern Mississippi	(N2) 73	70
Dec. 28	Xavier	(N2) 75	73
Jan. 4	Florida	(A) 59	68
Jan. 6	Georgia	(A) 69	74
Jan. 11	LSU	(H) 90	71
Jan. 15	Alabama	(H) 78	63
Jan. 20	Georgia	(H) 84	85
Jan. 25	Vanderbilt	(A) 92	79
Feb. 1	Tennessee	(A) 59	64
Feb. 3	Kentucky (NR,5)	(A) 93	105
Feb. 8	Florida (ot)	(H) 81	80
Feb. 12	Mississippi State	(H) 87	68
Feb. 15	LSU	(A) 81	93
Feb. 17	Alabama	(A) 60	53
Feb. 22	Vanderbilt	(H) 85	75
Feb. 24	Georgia Tech	(H) 87	85
Mar. 1	Tennessee	(H) 71	60
Mar. 3	Kentucky (NR,17)	(H) 86	90
Mar. 8	Ole Miss	(H) 80	70

(N1) Birmingham, Ala.  
 (N2) Mobile Classic, Mobile, Ala.

1969-70 Won 15, Lost 11 (11-7 SEC)  
 COACH: Bill Lynn  
 CAPTAINS: Carl Shetler, Bill Alexander

		AU	Opp.
Dec. 1	South Carolina (NR,1)	(H) 64	86
Dec. 4	Clemson	(A) 61	60
Dec. 6	Wake Forest	(H) 81	95
Dec. 13	Ole Miss	(H) 91	77
Dec. 15	Mississippi State	(H) 94	66
Dec. 17	North Carolina State	(A) 69	76
Dec. 19	St. Louis	(N1) 70	66
Dec. 20	Dartmouth	(N1) 85	76
Dec. 27	Buffalo	(N2) 84	61
Jan. 3	Florida	(H) 91	75
Jan. 5	Georgia	(H) 64	68
Jan. 10	LSU	(A) 79	70
Jan. 12	Alabama	(A) 86	77
Jan. 17	Georgia Tech	(A) 74	86
Jan. 19	Georgia	(A) 67	71
Jan. 24	Vanderbilt	(A) 84	75
Jan. 31	Tennessee	(H) 61	55
Feb. 2	Kentucky (NR,2)	(H) 83	84
Feb. 7	Florida	(A) 68	70
Feb. 11	Miss. State (ot)	(A) 71	69
Feb. 14	Alabama	(H) 121	78
Feb. 16	LSU	(H) 64	70
Feb. 21	Vanderbilt	(H) 74	92
Feb. 28	Tennessee	(A) 77	64
Mar. 2	Kentucky (NR,1)	(A) 81	102
Mar. 7	Ole Miss	(A) 67	66

(N1) Vanderbilt Classic, Nashville, Tenn.  
 (N2) Birmingham, Ala.

1970-71 Won 11, Lost 15 (8-10 SEC)  
 COACH: Bill Lynn  
 CAPTAIN: Jimmy Walker

		AU	Opp.
Dec. 1	Louisiana Tech	(H) 93	87
Dec. 3	South Carolina (NR,2)	(A) 69	86
Dec. 5	No. Carolina St. (NR,19)	(H) 91	85
Dec. 12	Ole Miss	(A) 96	108
Dec. 14	Mississippi State	(A) 73	70
Dec. 19	Georgia Tech	(N1) 76	87
Dec. 21	Houston	(A) 76	79
Dec. 29	Xavier	(N2) 86	73
Dec. 30	Old Dominion	(A2) 76	89
Jan. 2	Florida	(A) 60	66
Jan. 4	Georgia	(A) 79	58
Jan. 9	LSU	(H) 92	106
Jan. 11	Alabama	(H) 83	72
Jan. 14	Georgia Tech	(A) 81	90
Jan. 18	Georgia	(H) 76	77
Jan. 23	Vanderbilt	(A) 86	107
Jan. 30	Tennessee (NR,8)	(A) 68	90
Feb. 1	Kentucky (NR,11)	(A) 76	114
Feb. 6	Florida	(H) 85	70
Feb. 10	Mississippi State	(H) 92	68
Feb. 13	Alabama	(A) 92	76
Feb. 15	LSU	(A) 94	114
Feb. 20	Vanderbilt	(H) 96	94
Feb. 27	Tennessee (NR,17)	(H) 71	76
Mar. 1	Kentucky (NR,10)	(H) 83	102
Mar. 6	Ole Miss	(H) 86	85

(N1) Birmingham, Ala.  
 (A2,N2) Old Dominion Tournament, Norfolk, Va.

1971-72 Won 10, Lost 16 (6-12 SEC)  
 COACH: Bill Lynn  
 CAPTAIN: Henry Harris

		AU	Opp.
Dec. 1	South Carolina (NR,12)	(H) 63	84
Dec. 4	Athens College	(H) 95	71
Dec. 11	Georgia Tech	(A) 76	62
Dec. 13	Mississippi State	(H) 85	75
Dec. 16	Louisiana Tech	(A) 82	107
Dec. 18	Xavier	(N1) 60	71
Dec. 29	Furman	(A2) 103	78
Dec. 30	Clemson	(N2) 67	77
Jan. 3	Ole Miss	(H) 65	69
Jan. 8	Florida	(H) 79	74
Jan. 10	Georgia	(H) 99	93
Jan. 15	LSU	(A) 77	73
Jan. 22	Alabama	(A) 66	89
Jan. 24	Georgia	(A) 72	79
Jan. 29	Vanderbilt	(A) 77	85
Feb. 5	Tennessee	(H) 67	76
Feb. 7	Kentucky	(H) 72	78
Feb. 12	Florida	(A) 103	100
Feb. 14	LSU	(H) 85	77
Feb. 15	Georgia Tech	(H) 91	77
Feb. 19	Alabama	(H) 78	79
Feb. 21	Mississippi State	(A) 60	62
Feb. 26	Vanderbilt	(H) 87	93
Mar. 4	Tennessee	(A) 70	80
Mar. 6	Kentucky	(A) 67	102
Mar. 9	Ole Miss	(A) 83	89

(N1) Birmingham, Ala.  
 (N2) Poinsettia Tournament, Greenville, S.C.

1972-73 Won 6, Lost 20 (4-14 SEC)  
 COACH: Bill Lynn  
 CAPTAIN: Gary England

		AU	Opp.
Nov. 25	Georgia Tech	(A) 83	90
Dec. 1	South Alabama	(H) 64	68
Dec. 7	Eastern Illinois	(H) 82	75
Dec. 15	Southern Cal	(A1) 66	73
Dec. 16	Western Kentucky	(N1) 72	87
Dec. 18	Dayton	(A) 63	106
Dec. 19	Xavier	(A) 60	67
Jan. 2	Ole Miss	(A) 66	58
Jan. 6	Florida	(A) 55	65
Jan. 8	Georgia (ot)	(A) 72	84
Jan. 13	LSU	(H) 60	79
Jan. 15	Mississippi State	(H) 82	77
Jan. 20	Alabama (NR,11)	(H) 64	76

Jan. 22	Georgia	(H)	64	68
<b>Jan. 27</b>	<b>Vanderbilt</b>	<b>(H)</b>	<b>81</b>	<b>77</b>
Feb. 3	Tennessee	(A)	74	82
Feb. 5	Kentucky	(A)	57	88
Feb. 10	Florida (ot)	(H)	74	76
Feb. 12	LSU	(A)	74	76
Feb. 17	Alabama (NR,17)	(A)	75	87
Feb. 19	Mississippi State	(A)	87	94
Feb. 24	Vanderbilt	(A)	70	98
<b>Feb. 26</b>	<b>Georgia Tech</b>	<b>(H)</b>	<b>79</b>	<b>69</b>
Mar. 3	Kentucky	(H)	79	91
Mar. 5	Tennessee	(H)	72	80
<b>Mar. 8</b>	<b>Ole Miss</b>	<b>(H)</b>	<b>77</b>	<b>73</b>

(A1,N1) Trojan Classic, Los Angeles, Calif.



**BOB DAVIS**  
 1974-78  
 5 Year Career  
 Record: 70-61  
 (42-48 SEC)

1973-74 Won 10, Lost 16 (5-13 SEC)  
 COACH: Bob Davis  
 CAPTAIN: Mike Christian

			AU	Opp.
Nov. 30	Clemson	(A1)	72	87
Dec. 1	Jacksonville (NR,17)	(N1)	78	90
<b>Dec. 4</b>	<b>Western Carolina</b>	<b>(H)</b>	<b>95</b>	<b>85</b>
<b>Dec. 8</b>	<b>Virginia Tech</b>	<b>(H)</b>	<b>76</b>	<b>74</b>
<b>Dec. 13</b>	<b>Georgia Tech</b>	<b>(A)</b>	<b>88</b>	<b>86</b>
Dec. 21	UTEP	(A2)	56	68
<b>Dec. 22</b>	<b>Lamar</b>	<b>(N2)</b>	<b>88</b>	<b>78</b>
Jan. 5	Tennessee	(H)	77	89
Jan. 7	Ole Miss	(A)	65	93
Jan. 12	Kentucky	(A)	58	79
Jan. 14	Florida	(H)	81	92
Jan. 19	Vanderbilt (NR,8)	(A)	51	96
<b>Jan. 21</b>	<b>Mississippi State</b>	<b>(A)</b>	<b>87</b>	<b>81</b>
Jan. 26	LSU	(H)	76	87
Jan. 28	Georgia	(A)	82	85
Feb. 2	Alabama (NR,8)	(H)	64	73
Feb. 4	Tennessee	(A)	80	88
<b>Feb. 9</b>	<b>Ole Miss</b>	<b>(H)</b>	<b>85</b>	<b>75</b>
<b>Feb. 11</b>	<b>Kentucky (ot)</b>	<b>(H)</b>	<b>99</b>	<b>97</b>
Feb. 16	Florida	(A)	77	85
Feb. 18	Vanderbilt (NR,5)	(H)	79	89
Feb. 23	Mississippi State	(H)	60	67
<b>Feb. 25</b>	<b>LSU</b>	<b>(A)</b>	<b>96</b>	<b>89</b>
<b>Feb. 27</b>	<b>Georgia Tech</b>	<b>(H)</b>	<b>92</b>	<b>70</b>
<b>Mar. 2</b>	<b>Georgia</b>	<b>(H)</b>	<b>97</b>	<b>84</b>
Mar. 4	Alabama (NR,7)	(A)	84	97

(A1,N1) IPTAY Tournament, Clemson, S.C.  
 (A2,N2) Sun Bowl Tournament, El Paso, Texas

1974-75 Won 18, Lost 8 (12-6 SEC)  
 COACH: Bob Davis  
 CAPTAINS: Eddie Johnson, Gary Redding

			AU	Opp.
<b>Dec. 2</b>	<b>South Florida</b>	<b>(H)</b>	<b>77</b>	<b>52</b>
<b>Dec. 7</b>	<b>Butler</b>	<b>(A)</b>	<b>74</b>	<b>71</b>
<b>Dec. 9</b>	<b>Western Carolina</b>	<b>(H)</b>	<b>85</b>	<b>77</b>
Dec. 14	Virginia Tech	(A)	82	83
Dec. 27	Clemson	(N1)	59	63
<b>Dec. 28</b>	<b>Navy</b>	<b>(N1)</b>	<b>73</b>	<b>69</b>
Jan. 4	Tennessee	(A)	81	96
<b>Jan. 6</b>	<b>Ole Miss</b>	<b>(H)</b>	<b>104</b>	<b>86</b>
<b>Jan. 11</b>	<b>Kentucky (NR,7)</b>	<b>(H)</b>	<b>90</b>	<b>85</b>
<b>Jan. 13</b>	<b>Florida</b>	<b>(A)</b>	<b>84</b>	<b>68</b>
<b>Jan. 15</b>	<b>Georgia Tech</b>	<b>(A)</b>	<b>87</b>	<b>75</b>
<b>Jan. 18</b>	<b>Vanderbilt</b>	<b>(H)</b>	<b>93</b>	<b>89</b>
<b>Jan. 20</b>	<b>Mississippi State</b>	<b>(H)</b>	<b>98</b>	<b>89</b>
<b>Jan. 25</b>	<b>LSU (20,NR)</b>	<b>(A)</b>	<b>87</b>	<b>78</b>
<b>Jan. 27</b>	<b>Georgia (14,NR)</b>	<b>(H)</b>	<b>65</b>	<b>64</b>
Feb. 1	Alabama (14,9)	(A)	53	77
<b>Feb. 3</b>	<b>Tennessee (NR,18)</b>	<b>(H)</b>	<b>62</b>	<b>59</b>
Feb. 8	Ole Miss	(A)	70	72
Feb. 10	Kentucky (NR,5)	(A)	76	119
<b>Feb. 15</b>	<b>Florida</b>	<b>(H)</b>	<b>76</b>	<b>75</b>
Feb. 17	Vanderbilt	(A)	78	85

<b>Feb. 22</b>	<b>Mississippi State</b>	<b>(A)</b>	<b>78</b>	<b>74</b>
<b>Feb. 24</b>	<b>LSU</b>	<b>(H)</b>	<b>110</b>	<b>94</b>
Mar. 1	Georgia (ot)	(A)	90	93
<b>Mar. 3</b>	<b>VCU</b>	<b>(H)</b>	<b>117</b>	<b>72</b>
<b>Mar. 8</b>	<b>Alabama (NR,7)</b>	<b>(H)</b>	<b>76</b>	<b>70</b>

\*Minneapolis, Minn.  
 (N1) Pillsbury's Best Tournament, Minneapolis, Minn.

1975-76 Won 16, Lost 10 (11-7 SEC)  
 COACH: Bob Davis  
 CAPTAINS: Eddie Johnson, Gary Redding

			AU	Opp.
<b>Dec. 1</b>	<b>Butler</b>	<b>(H)</b>	<b>80</b>	<b>69</b>
<b>Dec. 3</b>	<b>Western Carolina (17,NR)</b>	<b>(A)</b>	<b>88</b>	<b>76</b>
<b>Dec. 13</b>	<b>South Florida (17,NR)</b>	<b>(A)</b>	<b>79</b>	<b>78</b>
Dec. 19	SMU (17,NR) (ot)	(N1)	85	87
<b>Dec. 20</b>	<b>Tulsa (17,NR)</b>	<b>(N1)</b>	<b>92</b>	<b>74</b>
Dec. 26	Duke	(A)	74	85
Dec. 27	N.C. State (NR,9)	(A)	74	79
<b>Jan. 3</b>	<b>LSU</b>	<b>(A)</b>	<b>102</b>	<b>86</b>
<b>Jan. 5</b>	<b>Ole Miss</b>	<b>(A)</b>	<b>72</b>	<b>66</b>
Jan. 10	Alabama (NR,10)	(H)	62	63
<b>Jan. 12</b>	<b>Mississippi State</b>	<b>(H)</b>	<b>75</b>	<b>70</b>
<b>Jan. 17</b>	<b>Georgia</b>	<b>(A)</b>	<b>94</b>	<b>70</b>
Jan. 19	Tennessee (NR,9)	(A)	78	83
Jan. 24	Vanderbilt	(H)	59	71
<b>Jan. 26</b>	<b>Kentucky (ot)</b>	<b>(H)</b>	<b>91</b>	<b>84</b>
<b>Jan. 31</b>	<b>Florida</b>	<b>(A)</b>	<b>92</b>	<b>86</b>
Feb. 7	Alabama (NR,17)	(A)	75	86
Feb. 9	Mississippi State	(A)	74	75
<b>Feb. 11</b>	<b>Georgia Tech</b>	<b>(H)</b>	<b>72</b>	<b>51</b>
<b>Feb. 14</b>	<b>Georgia</b>	<b>(H)</b>	<b>88</b>	<b>79</b>
<b>Feb. 16</b>	<b>Tennessee (NR,8) (ot)</b>	<b>(H)</b>	<b>73</b>	<b>72</b>
Feb. 21	Vanderbilt	(A)	72	80
Feb. 23	Kentucky	(A)	82	93
<b>Feb. 28</b>	<b>Florida</b>	<b>(H)</b>	<b>89</b>	<b>80</b>
<b>Mar. 6</b>	<b>LSU</b>	<b>(H)</b>	<b>90</b>	<b>80</b>
<b>Mar. 8</b>	<b>Ole Miss</b>	<b>(H)</b>	<b>103</b>	<b>88</b>

1976-77 Won 13, Lost 13 (6-12 SEC)  
 COACH: Bob Davis  
 CAPTAINS: Eddie Johnson, Pepto Bolden

			AU	Opp.
<b>Nov. 26</b>	<b>Jacksonville</b>	<b>(N1)</b>	<b>92</b>	<b>67</b>
<b>Nov. 29</b>	<b>Appalachian State</b>	<b>(H)</b>	<b>84</b>	<b>61</b>
<b>Dec. 1</b>	<b>Richmond</b>	<b>(H)</b>	<b>86</b>	<b>63</b>
<b>Dec. 4</b>	<b>Fairleigh Dickinson</b>	<b>(H)</b>	<b>86</b>	<b>59</b>
<b>Dec. 16</b>	<b>VCU</b>	<b>(A)</b>	<b>109</b>	<b>59</b>
Dec. 28	Creighton (20,NR)	(N2)	76	81
<b>Dec. 29</b>	<b>Rutgers (20,NR)</b>	<b>(N2)</b>	<b>78</b>	<b>75</b>
Jan. 3	Alabama (20,4)	(H)	71	74
Jan. 5	Mississippi State	(H)	79	81
Jan. 8	Tennessee	(A)	79	87
<b>Jan. 10</b>	<b>Georgia</b>	<b>(A)</b>	<b>95</b>	<b>71</b>
Jan. 15	Kentucky (NR,2)	(H)	68	75
<b>Jan. 17</b>	<b>Vanderbilt</b>	<b>(H)</b>	<b>74</b>	<b>69</b>
Jan. 22	Florida	(H)	73	77
Jan. 29	LSU	(A)	73	77
<b>Jan. 31</b>	<b>Ole Miss</b>	<b>(A)</b>	<b>72</b>	<b>65</b>
Feb. 5	Tennessee (NR,11)	(H)	83	93
<b>Feb. 7</b>	<b>Georgia</b>	<b>(H)</b>	<b>83</b>	<b>74</b>
Feb. 12	Kentucky (NR,3)	(A)	82	89
<b>Feb. 14</b>	<b>Vanderbilt (ot)</b>	<b>(A)</b>	<b>76</b>	<b>71</b>
Feb. 19	Florida	(A)	68	79
<b>Feb. 21</b>	<b>Jacksonville</b>	<b>(A)</b>	<b>80</b>	<b>66</b>
Feb. 26	LSU	(H)	76	86
<b>Feb. 28</b>	<b>Ole Miss</b>	<b>(H)</b>	<b>97</b>	<b>84</b>
Mar. 5	Alabama (NR,12)	(A)	77	81
Mar. 7	Mississippi State	(A)	75	89

1977-78 Won 13, Lost 14 (8-10 SEC)  
 COACH: Bob Davis  
 CAPTAINS: Mike Mitchell, Stan Pietkiewicz, Myles Patrick

			AU	Opp.
Dec. 1	Houston	(H)	87	88
<b>Dec. 3</b>	<b>South Florida</b>	<b>(H)</b>	<b>71</b>	<b>54</b>
<b>Dec. 9</b>	<b>Southern Illinois</b>	<b>(N1)</b>	<b>66</b>	<b>65</b>
<b>Dec. 10</b>	<b>Oklahoma State</b>	<b>(N1)</b>	<b>112</b>	<b>94</b>
Dec. 17	Iona College	(A)	82	105

Dec. 29	Southern Cal	(N2)	74	85
Dec. 30	Temple	(N2)	73	74
<b>Jan. 2</b>	<b>Georgia</b>	<b>(A)</b>	<b>76</b>	<b>69</b>
Jan. 4	Tennessee	(A)	76	80
<b>Jan. 7</b>	<b>Vanderbilt</b>	<b>(H)</b>	<b>74</b>	<b>61</b>
Jan. 9	Kentucky (NR,1)	(H)	77	101
<b>Jan. 14</b>	<b>Florida</b>	<b>(A)</b>	<b>81</b>	<b>72</b>
Jan. 21	Ole Miss	(A)	75	84
Jan. 23	LSU	(A)	79	90
Jan. 28	Alabama	(H)	74	81
<b>Jan. 30</b>	<b>Mississippi State</b>	<b>(H)</b>	<b>85</b>	<b>74</b>
<b>Feb. 1</b>	<b>Georgia Tech</b>	<b>(A)</b>	<b>77</b>	<b>72</b>
Feb. 4	Vanderbilt	(A)	78	91
Feb. 6	Kentucky (NR,1)	(A)	81	104
<b>Feb. 11</b>	<b>Florida</b>	<b>(H)</b>	<b>92</b>	<b>84</b>
<b>Feb. 13</b>	<b>Oral Roberts</b>	<b>(H)</b>	<b>82</b>	<b>78</b>
<b>Feb. 18</b>	<b>Ole Miss</b>	<b>(H)</b>	<b>92</b>	<b>67</b>
Feb. 20	LSU (ot)	(H)	95	101
Feb. 25	Alabama	(A)	86	89
Feb. 27	Mississippi State (ot)	(A)	82	83
<b>Mar. 4</b>	<b>Georgia</b>	<b>(H)</b>	<b>81</b>	<b>80</b>
<b>Mar. 6</b>	<b>Tennessee</b>	<b>(H)</b>	<b>107</b>	<b>94</b>

(N1) Marshall Tournament, Huntington, W. Va.  
 (N2) Sugar Bowl Tournament, New Orleans, La.



**SONNY SMITH**  
 1979-89  
 11 Year Career  
 Record: 173-154  
 (84-114 SEC)

1978-79 Won 13, Lost 16 (5-13 SEC)  
 COACH: Sonny Smith  
 CAPTAINS: Bubba Price, Rich Valavicius

			AU	Opp.
<b>Dec. 1</b>	<b>Southwestern Louisiana</b>	<b>(N1)</b>	<b>83</b>	<b>82</b>
Dec. 4	Florida State	(H)	70	71
<b>Dec. 9</b>	<b>Iona</b>	<b>(H)</b>	<b>74</b>	<b>66</b>
<b>Dec. 12</b>	<b>Richmond</b>	<b>(A)</b>	<b>84</b>	<b>72</b>
<b>Dec. 15</b>	<b>Oklahoma</b>	<b>(N1)</b>	<b>78</b>	<b>70</b>
<b>Dec. 16</b>	<b>Navy</b>	<b>(N1)</b>	<b>63</b>	<b>57</b>
<b>Dec. 21</b>	<b>Georgia Tech</b>	<b>(N2)</b>	<b>60</b>	<b>57</b>
Jan. 3	Vanderbilt	(H)	55	57
<b>Jan. 6</b>	<b>Florida</b>	<b>(H)</b>	<b>91</b>	<b>86</b>
Jan. 8	Oral Roberts	(A)	62	63
<b>Jan. 11</b>	<b>Georgia</b>	<b>(A)</b>	<b>84</b>	<b>77</b>
Jan. 13	Ole Miss	(A)	62	77
Jan. 15	LSU (NR,13)	(A)	82	94
Jan. 20	Alabama (NR,18)	(H)	76	83
Jan. 22	Mississippi State	(H)	72	74
Jan. 25	Kentucky (ot)	(H)	83	86
Jan. 27	Vanderbilt (NR,19)	(A)	59	66
Jan. 29	Kentucky	(A)	59	66
<b>Feb. 3</b>	<b>Florida (ot)</b>	<b>(A)</b>	<b>93</b>	<b>92</b>
Feb. 7	Tennessee	(A)	62	73
<b>Feb. 10</b>	<b>Ole Miss (2ot)</b>	<b>(H)</b>	<b>56</b>	<b>54</b>
Feb. 12	LSU (NR,8)	(H)	68	78
Feb. 17	Alabama (NR,20)	(A)	73	80
Feb. 19	Mississippi State	(A)	66	73
<b>Feb. 22</b>	<b>Georgia</b>	<b>(H)</b>	<b>73</b>	<b>68</b>
Feb. 24	Tennessee	(H)	55	60
<b>Feb. 28</b>	<b>Vanderbilt</b>	<b>(N3)</b>	<b>59</b>	<b>53</b>
<b>Mar. 1</b>	<b>Georgia (4ot)</b>	<b>(N3)</b>	<b>95</b>	<b>91</b>
Mar. 2	Tennessee (NR,20)	(N3)	64	75

(N1) Big Sun Tournament, St. Petersburg, Fla.  
 (N2) Birmingham, Ala.  
 (N3) SEC Tournament, Birmingham, Ala.

			AU	Opp.
<b>Dec. 3</b>	<b>Texas Wesleyan</b>	<b>(H)</b>	<b>90</b>	<b>51</b>
<b>Dec. 5</b>	<b>Ole Miss</b>	<b>(H)</b>	<b>76</b>	<b>73</b>
Dec. 7	Arkansas State (ot)	(N1)	62	69
Dec. 8	George Washington	(N1)	60	71
Dec. 12	Tennessee	(A)	58	61
<b>Dec. 15</b>	<b>South Florida</b>	<b>(A)</b>	<b>74</b>	<b>56</b>
<b>Dec. 18</b>	<b>Austin Peay</b>	<b>(N2)</b>	<b>65</b>	<b>61</b>



Dec. 21	Long Beach State	(N3)	74	69
Dec. 22	Southwestern Louisiana	(N3)	75	92
Jan. 2	Kentucky (NR,2)	(A)	65	67
Jan. 5	Florida	(H)	82	62
Jan. 9	Vanderbilt	(A)	57	66
Jan. 12	Mississippi State	(H)	77	67
Jan. 16	LSU (NR,14)	(A)	82	93
Jan. 19	Georgia	(H)	58	53
Jan. 23	Alabama (ot)	(H)	46	50
Jan. 26	Ole Miss	(A)	54	71
Jan. 30	Kentucky (NR,3)	(H)	62	64
Feb. 2	Florida	(A)	60	70
Feb. 4	Florida State	(A)	69	73
Feb. 6	Vanderbilt	(H)	73	77
Feb. 9	Mississippi State	(A)	72	76
Feb. 13	LSU (NR,5)	(H)	44	50
Feb. 16	Georgia (ot)	(A)	69	65
Feb. 20	Alabama	(A)	47	59
Feb. 23	Tennessee	(H)	63	72
Feb. 27	Georgia	(N)	79	71
Feb. 28	Kentucky (NR,2)	(N)	61	69

(N1) Show-Me Classic, Columbia, Mo.  
 (N2) Birmingham, Ala.  
 (N3) Bayou Classic, Lafayette, La.  
 (N4) SEC Tournament, Birmingham, Ala.

1980-81 Won 11, Lost 16 (4-14 SEC)  
 COACH: Sonny Smith  
 CO-CAPTAINS: Darrell Lockhart, Earl Banks

			AU	Opp.
Dec. 1	Towson State	(H)	87	63
Dec. 3	Tennessee	(H)	75	65
Dec. 6	Armstrong State	(H)	79	70
Dec. 8	Tennessee Tech	(H)	77	62
Dec. 13	Eckerd College	(H)	106	66
Dec. 17	Florida State*	(N)	78	74
Dec. 20	Austin Peay	(A)	52	51
Dec. 29	Air Force (ot)	(N1)	46	48
Dec. 30	Columbia	(N1)	63	55
Jan. 3	Ole Miss	(A)	45	46
Jan. 7	Kentucky (NR,4)	(H)	66	79
Jan. 10	Florida	(A)	59	63
Jan. 14	Vanderbilt	(H)	81	97
Jan. 17	Mississippi State	(A)	61	69
Jan. 21	LSU (NR,5)	(H)	64	74
Jan. 24	Georgia	(A)	63	67
Jan. 28	Alabama	(A)	73	83
Jan. 31	Ole Miss	(H)	58	61
Feb. 4	Kentucky (NR,6)	(A)	74	102
Feb. 7	Florida	(H)	50	55
Feb. 11	Vanderbilt	(A)	69	55
Feb. 14	Mississippi State	(H)	66	55
Feb. 18	LSU (NR,4)	(A)	47	58
Feb. 21	Georgia	(H)	65	76
Feb. 25	Alabama	(H)	56	54
Feb. 28	Tennessee (NR,10)	(A)	63	75
Mar. 4	Florida OT*	(N2)	48	50

1981-82 Won 14, Lost 14 (7-11 SEC)  
 COACH: Sonny Smith  
 CO-CAPTAINS: Darrell Lockhart, Alvin Mumphord

			AU	Opp.
Nov. 30	Mississippi College	(H)	88	54
Dec. 2	Stetson	(H)	60	59
Dec. 5	Austin Peay	(H)	67	56
Dec. 7	Tennessee Tech	(A)	88	61
Dec. 12	Tennessee	(A)	79	86
Dec. 19	Florida State	(A)	77	76
Dec. 21	Cal State-Chico	(H)	104	61
Dec. 29	William & Mary	(N1)	48	58
Dec. 30	Duke	(N1)	71	72
Jan. 2	Ole Miss	(H)	75	71
Jan. 6	Kentucky (NR,3)	(A)	71	83
Jan. 9	Florida	(H)	80	60
Jan. 13	Vanderbilt	(A)	68	78
Jan. 16	Mississippi State	(H)	62	49
Jan. 20	LSU	(A)	68	69
Jan. 23	Georgia	(H)	82	74
Jan. 27	Alabama (NR,13)	(H)	65	67
Jan. 30	Ole Miss	(A)	57	64
Feb. 3	Kentucky (NR,9) (ot)	(H)	83	81
Feb. 6	Florida	(A)	66	69

Feb. 10	Vanderbilt	(H)	60	71
Feb. 13	Mississippi State	(A)	45	59
Feb. 17	LSU	(H)	82	72
Feb. 20	Georgia	(A)	56	57
Feb. 24	Alabama (NR,17)	(A)	72	74
Feb. 27	Tennessee (NR,19)	(H)	56	54
Mar. 3	Mississippi State OT	(N2)	38	36
Mar. 4	Kentucky (NR,15)	(N2)	66	89

(N1) Iron Duke Classic, Durham, N.C.  
 (N2) SEC Tournament, Lexington, Ky.

1982-83 Won 15, Lost 13 (8-10 SEC)  
 COACH: Sonny Smith  
 CO-CAPTAINS: Darrell Lockhart, Alvin Mumphord

			AU	Opp.
Nov. 26	UAB	(A)	63	61
Nov. 29	Mercer	(H)	85	76
Dec. 1	Florida State	(H)	78	68
Dec. 4	Tennessee Tech	(H)	74	65
Dec. 6	Stetson	(A)	58	59
Dec. 8	Houston (NR,9)	(A)	65	77
Dec. 18	Florida International	(H)	115	77
Dec. 28	Cal State Fullerton	(N1)	69	60
Dec. 29	Utah	(A1)	71	62
Jan. 3	Mississippi State	(H)	77	66
Jan. 5	Alabama (NR,5)	(H)	91	80
Jan. 8	Florida	(A)	75	92
Jan. 15	Kentucky (NR,6)	(A)	75	67
Jan. 17	Vanderbilt	(A)	62	64
Jan. 22	Georgia (20,NR)	(H)	66	64
Jan. 24	Tennessee	(H)	77	80
Jan. 29	LSU	(A)	64	62
Jan. 31	Ole Miss	(A)	48	61
Feb. 5	Florida	(H)	62	54
Feb. 12	Kentucky (NR,13)	(H)	69	71
Feb. 14	Vanderbilt	(H)	72	71
Feb. 19	Georgia	(A)	60	67
Feb. 22	Tennessee	(A)	74	82
Feb. 26	LSU	(H)	61	87
Mar. 1	Ole Miss	(H)	82	59
Mar. 3	Mississippi State	(A)	53	69
Mar. 6	Alabama	(A)	78	86
Mar. 10	Alabama	(N2)	61	62

(A1,N1) Utah Hilton Classic, Salt Lake City, Utah  
 (N2) SEC Tournament, Birmingham, Ala.

1983-84 Won 20, Lost 11 (12-6 SEC)  
 COACH: Sonny Smith

			AU	Opp.
Nov. 28	Columbus College	(H)	58	54
Dec. 2	UAB (ot)	(A)	62	69
Dec. 5	Florida State	(A)	76	69
Dec. 8	Youngstown State	(N1)	78	52
Dec. 9	South Alabama	(A1)	73	95
Dec. 14	Mercer	(A)	65	63
Dec. 19	Eastern Kentucky	(H)	100	60
Dec. 22	Mississippi State	(A)	73	55
Dec. 27	Wake Forest (NR,10)	(N2)	67	76
Dec. 28	Villanova	(N2)	95	83
Jan. 5	Alabama	(A)	91	86
Jan. 7	Florida	(H)	82	66
Jan. 13	Kentucky (NR,2)	(H)	82	63
Jan. 17	Vanderbilt	(H)	71	73
Jan. 22	Georgia	(A)	86	90
Jan. 24	Tennessee	(A)	79	72
Jan. 27	LSU (NR,10)	(H)	80	78
Jan. 31	Ole Miss (19,NR)	(H)	60	50
Feb. 5	Florida (19,NR)	(A)	67	65
Feb. 11	Kentucky (16,6)	(A)	64	84
Feb. 13	Vanderbilt	(A)	73	67
Feb. 18	Georgia	(H)	81	63
Feb. 20	Tennessee	(H)	54	57
Feb. 25	LSU	(A)	80	81
Feb. 27	Ole Miss	(A)	71	72
Mar. 1	Mississippi State	(H)	68	53
Mar. 3	Alabama	(H)	83	70
Mar. 8	Vanderbilt	(N3)	59	58
Mar. 9	Tennessee	(N3)	60	58
Mar. 10	Kentucky (NR,3)	(N3)	49	51
Mar. 15	Richmond	(N4)	71	72

(A1,N1) Colonial Classic, Mobile, Ala.  
 (N2) Gator Bowl Tournament, Jacksonville, Fla.  
 (N3) SEC Tournament, Nashville, Tenn.

(N4) NCAA Tournament First Round, Charlotte, N.C.

1984 Final Wire Service Poll United Press International			
1. North Carolina	7. Arkansas		
2. Georgetown	8. Oklahoma		
3. Kentucky	9. UTEP		
4. DePaul	10. Maryland		
5. Houston	19. Auburn		
6. Illinois			

1984-85 Won 22, Lost 12 (8-10 SEC)  
 COACH: Sonny Smith

			AU	Opp.
Nov. 24	Stetson	(H)	92	50
Nov. 26	Columbus College	(H)	91	56
Nov. 30	UAB (NR,13)	(A)	61	59
Dec. 3	Armstrong State	(H)	80	47
Dec. 8	Mercer	(H)	70	69
Dec. 12	Radford	(H)	79	57
Dec. 21	VCU	(N1)	59	78
Dec. 22	Delaware	(N1)	95	63
Dec. 29	West Virginia	(A)	59	58
Jan. 2	Kentucky	(A)	61	68
Jan. 5	Florida	(H)	80	74
Jan. 9	Tennessee	(A)	74	86
Jan. 12	Mississippi State	(H)	62	53
Jan. 16	Alabama	(H)	55	60
Jan. 19	Georgia	(A)	80	97
Jan. 24	Ole Miss	(H)	93	73
Jan. 26	LSU	(A)	62	80
Jan. 30	Vanderbilt	(A)	86	80
Feb. 2	Kentucky (ot)	(H)	47	49
Feb. 6	Florida (ot)	(A)	81	78
Feb. 9	Tennessee	(H)	75	60
Feb. 13	Mississippi State	(A)	65	82
Feb. 16	Alabama (2ot)	(A)	72	74
Feb. 21	Georgia	(H)	84	86
Feb. 23	Ole Miss	(A)	69	57
Feb. 27	LSU	(H)	73	78
Mar. 2	Vanderbilt	(H)	84	58
Mar. 6	Ole Miss	(N2)	68	60
Mar. 7	LSU	(N2)	58	55
Mar. 8	Florida	(N2)	43	42
Mar. 9	Alabama (ot)	(N2)	53	49
Mar. 14	Purdue	(N3)	59	58
Mar. 16	Kansas (NR,13)	(N3)	66	64
Mar. 22	North Carolina (NR,7)	(N4)	56	62

(N1) Krystal Classic, Chattanooga, Tenn.  
 (N2) SEC Tournament, Birmingham, Ala.  
 (N3) NCAA Tourney 1st/2nd Rounds, Notre Dame, Ind.  
 (N4) NCAA Tournament Sweet 16, Birmingham, Ala.

1985 Final Rankings			
USA Today	The Sporting News		
1. Villanova	1. North Carolina		
2. Georgetown	2. Georgetown		
3. St. John's	3. Kentucky		
4. Georgia Tech	4. Houston		
5. Memphis State	5. Maryland		
6. Oklahoma	6. DePaul		
7. North Carolina	7. Illinois		
8. Louisiana Tech	8. Fresno State		
9. Michigan	9. UTEP		

1985-86 Won 22, Lost 11 (13-5 SEC)  
 COACH: Sonny Smith

			AU	Opp.
Nov. 22	West Virginia (10,NR)	(N1)	58	75
Nov. 26	Birmingham Southern	(H)	61	51
Dec. 3	West Virginia	(H)	84	59
Dec. 6	Kentucky Wesleyan	(N2)	80	71
Dec. 7	Western Kentucky	(A2)	58	71
Dec. 10	UAB (NR,16)	(A)	56	62
Dec. 14	Stetson	(N3)	77	54
Dec. 17	Southwestern Louisiana (ot)	(A)	64	66
Dec. 22	Central Florida	(N4)	78	49
Dec. 23	Boston College	(N4)	89	85
Jan. 4	Florida	(A)	59	62
Jan. 6	Kentucky (NR,12)	(H)	60	56
Jan. 8	Tennessee	(H)	59	45
Jan. 11	Mississippi State	(A)	72	56

Jan. 16	Alabama	(A)	56	60
Jan. 18	Georgia	(H)	84	69
Jan. 22	Ole Miss	(A)	73	61
Jan. 29	Vanderbilt	(H)	97	70
Jan. 31	Kentucky (NR,8)	(A)	71	81
Feb. 4	LSU	(H)	61	63
Feb. 6	Florida	(H)	67	65
Feb. 8	Tennessee	(A)	79	80
Feb. 12	Mississippi State	(H)	69	64
Feb. 15	Alabama (NR,18)	(H)	71	69
Feb. 19	Georgia (ot)	(A)	87	86
Feb. 22	Ole Miss	(H)	75	73
Feb. 26	LSU	(A)	92	86
Mar. 1	Vanderbilt	(A)	79	65
Mar. 6	Mississippi State	(N5)	63	65
Mar. 14	Arizona	(N6)	73	63
Mar. 16	St. John's (NR,4)	(N6)	81	65
Mar. 20	UNLV (NR,11)	(N7)	70	63
Mar. 22	Louisville (NR,7)	(N7)	76	84

(N1) Big Apple NIT, Hartford, Conn.  
 (N2,A2) Wendy's Classic, Bowling Green, Ky.  
 (N3) Daytona Beach, Fla.  
 (N4) Red Lobster Classic, Orlando, Fla.  
 (N5) SEC Tournament, Lexington, Ky.  
 (N6) NCAA Tourney 1st/2nd Rounds, Long Beach, CA  
 (N7) NCAA Tourney Sweet 16/Elite 8, Houston, Texas

### 1986 Final Rankings

Basketball Weekly	USA Today
1. Louisville	1. Louisville
2. Duke	2. Duke
3. Kansas	3. Kansas
4. LSU	4. Kentucky
5. Kentucky	5. LSU
6. North Carolina	6. Georgia Tech
7. Georgia Tech	7. North Carolina
8. Navy	8. Navy
9. Auburn	9. Auburn
10. St. John's	10. St. John's

1986-87 Won 18, Lost 13 (9-9 SEC)  
 COACH: Sonny Smith

	AU	Opp.
Nov. 28	UAB (12,NR)	(A) 68 58
Dec. 1	Armstrong State (12,NR)	(H) 94 54
Dec. 11	Austin Peay (7,NR)	(H) 115 93
Dec. 13	Southwestern La. (7,NR)	(H) 107 91
Dec. 15	Eastern Kentucky (7,NR)	(A) 97 82
Dec. 18	Augusta College (6,NR)	(H) 89 66
Dec. 28	Iowa State (5,NR)	(N1) 89 87
Dec. 29	UTEP (5,NR)	(N1) 82 87
Jan. 3	Kentucky (5,11)	(H) 60 63
Jan. 7	Georgia (ot) (13,NR)	(H) 62 58
Jan. 10	Mississippi State (13,NR)	(A) 66 52
Jan. 14	Tennessee (10,NR)	(H) 66 56
Jan. 17	Vanderbilt (10,NR)	(A) 75 91
Jan. 22	Alabama (17,13)	(A) 82 88
Jan. 24	Ole Miss (17,NR)	(H) 85 61
Jan. 28	LSU (18,NR)	(A) 73 75
Jan. 31	Florida (18,19)	(H) 81 68
Feb. 1	UNLV (18,3)	(H) 85 104
Feb. 4	Kentucky (20,NR)	(A) 71 75
Feb. 7	Georgia (20,NR)	(A) 71 75
Feb. 9	Florida	(A) 84 70
Feb. 12	Mississippi State	(H) 59 45
Feb. 14	Tennessee	(A) 84 103
Feb. 21	Alabama (NR,12)	(H) 75 77
Feb. 23	Vanderbilt	(H) 91 83
Feb. 25	Ole Miss	(A) 67 73
Mar. 1	LSU	(H) 100 62
Mar. 6	Kentucky	(N2) 79 72
Mar. 7	Alabama (NR,9)	(N2) 68 87
Mar. 12	San Diego	(N3) 62 61
Mar. 14	Indiana (NR,3)	(N3) 90 107

(N1) Sun Bowl Classic, El Paso, Texas  
 (N2) SEC Tournament, Atlanta, Ga.  
 (N3) NCAA Tournament, Indianapolis, Ind.

1987-88 Won 19, Lost 11 (11-7 SEC)  
 COACH: Sonny Smith

	AU	Opp.
Nov. 27	South Alabama	(N1) 120 67
Dec. 5	VCU	(H) 93 80
Dec. 7	UT-Martin	(H) 99 77

Dec. 11	San Jose State	(N2)	70	65
Dec. 12	Illinois (ot)	(N2)	103	107
Dec. 14	Grambling	(H)	98	59
Dec. 16	Mercer	(H)	80	48
Dec. 29	Villanova	(N3)	65	64
Dec. 30	Georgia Tech	(N3)	72	83
Jan. 6	Florida	(H)	72	67
Jan. 9	Kentucky (NR,1)	(A)	53	52
Jan. 13	Georgia (19,NR)	(A)	68	87
Jan. 16	Mississippi State (19,NR)	(H)	65	57
Jan. 20	Tennessee	(A)	64	75
Jan. 23	Vanderbilt	(H)	71	75
Jan. 27	Alabama	(H)	84	74
Jan. 30	Ole Miss	(A)	66	69
Feb. 3	LSU	(H)	69	78
Feb. 6	Florida (NR,10)	(A)	58	57
Feb. 10	Kentucky	(H)	62	69
Feb. 13	Georgia	(H)	64	57
Feb. 17	Mississippi State	(A)	77	61
Feb. 20	Tennessee	(H)	73	68
Feb. 24	Vanderbilt (NR,17)	(A)	81	68
Feb. 27	Alabama	(A)	77	82
Mar. 2	Ole Miss	(H)	92	76
Mar. 5	LSU	(A)	89	80
Mar. 11	Georgia	(N4)	60	65
Mar. 17	Bradley (NR,11)	(N5)	90	86
Mar. 19	Oklahoma (NR,8)	(N5)	87	107

(N1) Birmingham, Ala.  
 (N2) Illini Classic, Champaign, Ill.  
 (N3) Cotton States Classic, Atlanta, Ga.  
 (N4) SEC Tournament, Baton Rouge, La.  
 (N5) NCAA Tournament, Atlanta, Ga.

1988-89 Won 9, Lost 19 (2-16 SEC)  
 COACH: Sonny Smith

	AU	Opp.
Nov. 26	Mount St. Mary's	(H) 89 83
Nov. 29	Georgia State	(H) 74 70
Dec. 3	Mercer	(H) 87 66
Dec. 10	Texas Southern	(H) 109 81
Dec. 14	Vanderbilt	(A) 77 93
Dec. 17	Jackson State	(H) 74 51
Dec. 20	VCU	(A) 85 79
Dec. 28	Villanova	(N1) 83 84
Dec. 29	Central Florida	(N1) 95 68
Jan. 4	Tennessee (NR,19)	(H) 73 84
Jan. 7	LSU	(A) 77 104
Jan. 11	Mississippi State	(A) 56 69
Jan. 14	Florida	(H) 75 79
Jan. 18	Ole Miss	(H) 64 65
Jan. 25	Kentucky	(A) 76 86
Jan. 28	Alabama	(H) 64 67
Feb. 2	Georgia	(H) 62 75
Feb. 4	Tennessee	(A) 72 89
Feb. 8	LSU (NR,19)	(H) 91 104
Feb. 11	Mississippi State	(H) 70 68
Feb. 15	Florida	(A) 79 90
Feb. 18	Ole Miss	(A) 77 80
Feb. 20	Kentucky	(H) 77 75
Feb. 22	Vanderbilt	(H) 62 77
Feb. 25	UAB	(A) 76 105
Mar. 2	Alabama	(A) 58 74
Mar. 4	Georgia	(A) 76 80
Mar. 9	Ole Miss	(N2) 68 80

(N1) Red Lobster Classic, Orlando, Fla.  
 (N2) SEC Tournament, Knoxville, Tenn.



**TOMMY JOE EAGLES**  
 1989-94  
 5 Year Career  
 Record: 64-78  
 (29-55 SEC)

1989-90 Won 13, Lost 18 (8-10 SEC)  
 COACH: Tommy Joe Eagles  
 CAPTAINS: Derrick Dennison, Zane Arnold

	AU	Opp.
Nov. 24	Michigan State	(N1) 79 92
Nov. 25	Connecticut	(N1) 81 95

Nov. 26	Alaska-Anchorage	(A1)	94	109
Dec. 1	UAB	(H)	65	75
Dec. 3	Florida State	(A)	78	82
Dec. 9	Duquesne	(N2)	79	74
Dec. 11	Alabama State	(H)	98	79
Dec. 21	Tennessee Tech	(N3)	70	72
Dec. 28	Navy	(N4)	75	61
Dec. 29	Southern Mississippi	(N4)	73	84
Jan. 3	Tennessee	(A)	70	72
Jan. 6	LSU (NR,17)	(H)	70	77
Jan. 10	Mississippi State	(H)	93	71
Jan. 13	Florida	(A)	62	84
Jan. 17	Ole Miss	(A)	72	80
Jan. 20	Vanderbilt	(H)	82	79
Jan. 24	Kentucky	(H)	74	70
Jan. 27	Alabama (NR,24)	(A)	59	78
Jan. 31	Georgia	(A)	75	88
Feb. 3	Tennessee	(H)	89	83
Feb. 5	Georgia State	(A)	79	66
Feb. 7	LSU (NR,11)	(A)	71	82
Feb. 10	Mississippi State	(A)	77	74
Feb. 14	Florida	(H)	75	55
Feb. 17	Ole Miss	(H)	95	84
Feb. 20	Vanderbilt	(A)	87	74
Feb. 24	Kentucky	(A)	95	98
Feb. 28	Alabama	(H)	65	80
Mar. 3	Georgia	(H)	79	94
Mar. 9	LSU (NR,16)	(N5)	78	76
Mar. 10	Alabama	(N5)	71	87

(N1,A1) Great Alaska Shootout, Anchorage, Alaska  
 (N2) Birmingham, Ala.  
 (N3) Huntsville, Ala.  
 (N4) Blue Angels Classic, Pensacola, Fla.  
 (N5) SEC Tournament, Orlando, Fla.

1990-91 Won 13, Lost 16 (5-13 SEC)  
 COACH: Tommy Joe Eagles  
 CAPTAINS: John Caylor, Zane Arnold

	AU	Opp.
Nov. 24	Texas Southern	(H) 85 77
Nov. 26	Georgia State	(H) 83 65
Nov. 30	UAB	(A) 65 71
Dec. 8	Ohio	(H) 75 65
Dec. 13	Duquesne	(A) 75 71
Dec. 15	Florida State	(H) 99 96
Dec. 17	Texas A&M	(H) 95 71
Dec. 27	Villanova	(N1) 71 88
Dec. 28	Tulane	(N1) 84 71
Jan. 3	Alabama	(H) 56 68
Jan. 5	Florida	(A) 82 84
Jan. 9	Ole Miss	(A) 62 60
Jan. 12	LSU	(H) 84 96
Jan. 16	Vanderbilt	(H) 59 80
Jan. 19	Tennessee	(A) 67 63
Jan. 23	Georgia (2ot)	(A) 59 58
Jan. 26	Mississippi State	(H) 64 84
Jan. 29	Kentucky (NR,10)	(H) 81 89
Feb. 2	Alabama	(A) 80 88
Feb. 6	Florida (ot)	(H) 84 87
Feb. 9	Ole Miss	(H) 72 69
Feb. 13	LSU (NR,20)	(A) 61 98
Feb. 16	Vanderbilt	(A) 70 90
Feb. 19	Tennessee	(H) 74 65
Feb. 23	Georgia	(H) 77 86
Feb. 27	Mississippi State	(A) 76 94
Mar. 2	Kentucky (NR,13)	(A) 93 114
Mar. 8	LSU (NR,16)	(N2) 92 77
Mar. 9	Alabama (NR,24)	(N2) 59 77

(N1) USF&G Sugar Bowl Tournament, New Orleans, La.  
 (N2) SEC Tournament, Nashville, Tenn.

1991-92 Won 12, Lost 15 (5-11 SEC)  
 COACH: Tommy Joe Eagles  
 CAPTAINS: Chris Brandt, Champ Wrencher

	AU	Opp.
Nov. 25	SIU-Edwardsville	(H) 109 86
Nov. 29	UAB	(N1) 74 88
Dec. 4	Texas A&M	(A) 86 83
Dec. 11	Troy State	(H) 141 116
Dec. 14	Southern Miss	(H) 93 78
Dec. 17	UNLV	(A) 82 85
Dec. 20	Slippery Rock	(N2) 93 66
Dec. 21	South Alabama	(N2) 87 107
Dec. 28	Eastern Kentucky	(N3) 104 92



Dec. 29	UT-Chattanooga	(N3)	75	87
Jan. 4	Arkansas (NR,16)	(A)	92	110
Jan. 8	LSU	(H)	70	87
<b>Jan. 13</b>	<b>Ole Miss</b>	(A)	<b>96</b>	<b>83</b>
<b>Jan. 18</b>	<b>Alabama (NR,9)</b>	(H)	<b>81</b>	<b>63</b>
<b>Jan. 22</b>	<b>South Carolina</b>	(H)	<b>85</b>	<b>68</b>
Jan. 25	Tennessee	(A)	74	82
Jan. 29	Mississippi State	(H)	72	75
<b>Feb. 1</b>	<b>Georgia</b>	(H)	<b>89</b>	<b>84</b>
Feb. 4	Vanderbilt	(A)	83	89
Feb. 8	Kentucky (NR,19)	(H)	67	85
<b>Feb. 12</b>	<b>James Madison</b>	(H)	<b>87</b>	<b>71</b>
Feb. 19	Florida	(A)	81	92
Feb. 22	LSU	(A)	82	99
Feb. 26	Arkansas (NR,9)	(H)	74	82
<b>Feb. 29</b>	<b>Ole Miss</b>	(H)	<b>110</b>	<b>84</b>
Mar. 4	Mississippi State	(A)	70	77
Mar. 7	Alabama (NR,20)	(A)	80	82

(N1) Birmingham-Jefferson Civic Center  
(N2) Blue Angels Classic, Pensacola, Fla.  
(N3) Dr. Pepper Classic, Chattanooga, Tenn.

1992-93 Won 15, Lost 12 (8-8 SEC)

COACH: Tommy Joe Eagles  
CAPTAIN: Reggie Gallon

		AU	Opp.
<b>Dec. 1</b>	<b>Louisiana College</b>	(H) 98	60
Dec. 5	James Madison	(A) 80	89
<b>Dec. 15</b>	<b>Lincoln Memorial</b>	(H) 77	51
<b>Dec. 18</b>	<b>Louisiana Tech</b>	(N1) 65	45
Dec. 19	UNC-Wilmington	(A1) 80	91
<b>Dec. 21</b>	<b>Centenary</b>	(H) 86	61
<b>Dec. 28</b>	<b>Old Dominion</b>	(H) 96	85
Jan. 3	Mississippi State	(A) 71	77
Jan. 6	Florida	(H) 73	76
Jan. 9	LSU	(A) 81	87
<b>Jan. 16</b>	<b>South Carolina</b>	(A) 83	81
<b>Jan. 20</b>	<b>Tennessee</b>	(H) 88	75
<b>Jan. 23</b>	<b>Arkansas (NR,8)</b>	(A) 100	89
Jan. 27	Alabama	(A) 78	81
Jan. 30	Vanderbilt (NR,15)	(H) 70	73
<b>Feb. 3</b>	<b>Ole Miss</b>	(A) 85	74
Feb. 6	Georgia	(A) 69	96
<b>Feb. 9</b>	<b>UAB</b>	(A) 86	74
Feb. 13	LSU	(H) 73	75
<b>Feb. 17</b>	<b>Mississippi State</b>	(H) 83	77
<b>Feb. 22</b>	<b>Southern Miss</b>	(A) 81	75
<b>Feb. 24</b>	<b>Ole Miss</b>	(H) 83	73
Feb. 27	Kentucky (NR,2)	(A) 78	80
<b>Mar. 3</b>	<b>Alabama</b>	(H) 78	70
<b>Mar. 6</b>	<b>Arkansas (NR,13)</b>	(H) 81	80
Mar. 11	Tennessee	(N2) 76	78
Mar. 18	Clemson (NIT)	(A) 72	84

(N1,A1) USAir East Coast Classic, Wilmington, N.C.  
(N2) SEC Tournament, Lexington, Ky.

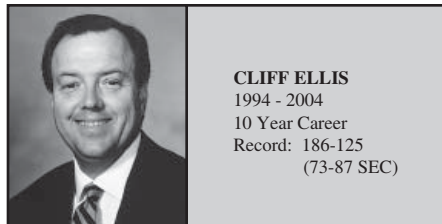
1993-94 Won 11, Lost 17 (3-13 SEC)

COACH: Tommy Joe Eagles  
CAPTAINS: Wesley Person, Aaron Swinson

		AU	Opp.
<b>Nov. 28</b>	<b>UNC-Wilmington</b>	(H) 94	75
Nov. 30	Nicholls State	(H) 76	79
<b>Dec. 7</b>	<b>Ball State</b>	(H) 92	87
<b>Dec. 9</b>	<b>Troy State</b>	(H) 113	86
Dec. 16	UAB	(H) 65	69
<b>Dec. 18</b>	<b>Old Dominion</b>	(A) 101	87
Dec. 28	Michigan (NR,7)	(N1) 81	102
<b>Dec. 30</b>	<b>Fordham</b>	(N1) 81	60
Jan. 5	Georgia (ot)	(H) 80	83
Jan. 8	LSU	(A) 72	83
Jan. 12	Mississippi State (ot)	(H) 86	91
Jan. 15	Arkansas (NR,3)	(H) 105	117
Jan. 19	Ole Miss (2ot)	(A) 85	88
Jan. 22	Tennessee	(A) 85	92
Jan. 25	Alabama	(H) 69	74
Jan. 30	Kentucky (NR,7)	(H) 74	91
Feb. 2	Florida (NR,24)	(A) 67	68
<b>Feb. 5</b>	<b>Florida Atlantic</b>	(H) 91	78
Feb. 9	Vanderbilt	(A) 60	84
<b>Feb. 12</b>	<b>LSU</b>	(H) 111	83
<b>Feb. 16</b>	<b>South Carolina</b>	(H) 88	70
<b>Feb. 19</b>	<b>Mississippi State</b>	(A) 76	65
<b>Feb. 22</b>	<b>Southern Miss</b>	(H) 89	73
Feb. 26	Arkansas (NR,1)	(A) 81	91

Mar. 2	Ole Miss	(H)	62	68
Mar. 5	Alabama	(A)	68	83
<b>Mar. 10</b>	<b>Vanderbilt</b>	(N2)	<b>81</b>	<b>56</b>
Mar. 11	Alabama	(N2)	55	83

(N1) Bank One Fiesta Bowl Basketball Classic, Tucson, Ariz.  
(N2) SEC Tournament, The Pyramid, Memphis, Tenn.



CLIFF ELLIS

1994 - 2004  
10 Year Career  
Record: 186-125  
(73-87 SEC)

1994-95 Won 16, Lost 13 (7-9 SEC)

COACH: Cliff Ellis  
CAPTAINS: Wes Flanigan, Moochie Norris  
Lance Weems

		AU	Opp.
<b>Nov. 26</b>	<b>Lynn</b>	(H) 78	70
<b>Nov. 30</b>	<b>UAB</b>	(A) 60	54
<b>Dec. 2</b>	<b>Georgia Southern</b>	(N1) 77	45
Dec. 3	Ball State	(A1) 74	82
<b>Dec. 12</b>	<b>West Florida</b>	(H) 96	59
<b>Dec. 14</b>	<b>Troy State</b>	(H) 95	71
<b>Dec. 17</b>	<b>Alabama State</b>	(H) 102	62
<b>Dec. 29</b>	<b>Florida A&amp;M</b>	(A2) 83	70
Dec. 30	Kansas State	(N2) 75	78
Jan. 4	Kentucky (NR,6)	(A) 64	98
<b>Jan. 8</b>	<b>Ole Miss</b>	(H) 88	74
Jan. 11	LSU	(H) 73	76
<b>Jan. 14</b>	<b>Arkansas (NR,4)</b>	(H) 104	90
<b>Jan. 18</b>	<b>Tennessee</b>	(H) 61	57
Jan. 21	Georgia	(A) 77	83
<b>Jan. 25</b>	<b>Florida (NR,23)</b>	(H) 77	71
Feb. 1	Alabama (NR,20)	(A) 63	65
Feb. 4	Ole Miss	(A) 75	77
Feb. 8	Vanderbilt	(H) 59	77
<b>Feb. 11</b>	<b>Mississippi State (NR,21)</b>	(A) 70	69
<b>Feb. 15</b>	<b>South Carolina</b>	(A) 80	78
Feb. 18	Alabama (NR,18)	(H) 73	86
<b>Feb. 22</b>	<b>Southern Mississippi</b>	(A) 81	79
Feb. 25	LSU	(A) 78	89
<b>Mar. 1</b>	<b>Mississippi State (NR,14)</b>	(H) 76	69
Mar. 4	Arkansas (NR,7)	(A) 66	68
<b>Mar. 9</b>	<b>South Carolina</b>	(N3) 81	66
Mar. 10	Kentucky (NR,3)	(N3) 81	93
Mar. 15	Marquette (NIT)	(H) 61	68

(N1,A1) Cardinal Varsity Club Classic, Muncie, Ind.  
(N2,A2) Capital City Classic, Tallahassee, Fla.  
(N3) SEC Tournament, Georgia Dome, Atlanta, Ga.

1995-96 Won 19, Lost 13 (6-10 SEC)

COACH: Cliff Ellis  
CAPTAINS: Ray Donald, Wes Flanigan, Lance Weems

		AU	Opp.
<b>Nov. 24</b>	<b>La Salle</b>	(N1) 70	60
<b>Nov. 25</b>	<b>James Madison</b>	(N1) 82	71
<b>Nov. 26</b>	<b>Louisville (NR,13)</b>	(N1) 82	78
<b>Nov. 30</b>	<b>Jacksonville State</b>	(H) 91	74
Dec. 3	UAB	(H) 54	66
<b>Dec. 8</b>	<b>Liberty</b>	(N2) 63	58
<b>Dec. 9</b>	<b>Baylor</b>	(A2) 83	64
<b>Dec. 12</b>	<b>South Alabama</b>	(A) 59	50
<b>Dec. 15</b>	<b>Northeast Louisiana</b>	(H) 80	71
<b>Dec. 17</b>	<b>Coastal Carolina</b>	(H) 82	66
<b>Dec. 19</b>	<b>Wofford</b>	(H) 73	56
<b>Dec. 29</b>	<b>Norfolk State</b>	(N3) 92	56
<b>Dec. 30</b>	<b>Florida A&amp;M</b>	(A3) 84	54
Jan. 3	Tennessee	(A) 62	66
<b>Jan. 6</b>	<b>Arkansas</b>	(H) 101	76
Jan. 10	Alabama	(A) 65	72
<b>Jan. 13</b>	<b>Georgia (NR,17)</b>	(H) 89	86
<b>Jan. 21</b>	<b>LSU (23,NR)</b>	(H) 95	87
Jan. 24	Ole Miss (21,NR)	(A) 69	82
Jan. 31	Vanderbilt (22,NR)	(A) 62	76
Feb. 4	Miss. State (22,NR) (ot)	(H) 75	78
<b>Feb. 7</b>	<b>South Carolina (22,NR)</b>	(H) 84	73
<b>Feb. 10</b>	<b>Florida (22,NR)</b>	(A) 73	70
Feb. 14	Alabama	(H) 72	75

Feb. 17	Arkansas	(A)	77	87
<b>Feb. 21</b>	<b>Ole Miss</b>	(H)	<b>69</b>	<b>62</b>
Feb. 24	LSU	(A)	67	93
Feb. 27	Kentucky (NR,1)	(H)	73	88
Mar. 2	Mississippi State	(A)	51	67
<b>Mar. 7</b>	<b>Vanderbilt</b>	(N4)	<b>68</b>	<b>65</b>
Mar. 8	Mississippi State (NR,25)	(N4)	58	69
Mar. 13	Tulane (NIT) (ot)	(H)	73	87

(N1) Puerto Rico Shootout, Bayamon, P.R.  
(N2,A2) Dr. Pepper Invitational, Waco, Texas  
(N3,A3) Capital City Classic, Tallahassee, Fla.  
(N4) SEC Tournament, Superdome, New Orleans, La.

1996-97 Won 16, Lost 15 (6-10 SEC)

COACH: Cliff Ellis  
CAPTAINS: Wes Flanigan, Pat Burke

		AU	Opp.
Nov. 22	UAB	(A) 57	64
<b>Nov. 25</b>	<b>Arkansas-Pine Bluff</b>	(H) 89	56
Nov. 29	Colorado (ot)	(N1) 72	78
<b>Nov. 30</b>	<b>Hawaii-Hilo (ot)</b>	(A) 98	92
Dec. 1	TCU	(N1) 66	86
<b>Dec. 5</b>	<b>Arkansas-Little Rock</b>	(H) 75	63
<b>Dec. 7</b>	<b>Georgia State</b>	(H) 66	48
Dec. 14	Baylor	(H) 63	68
<b>Dec. 15</b>	<b>Western Carolina</b>	(H) 80	55
<b>Dec. 18</b>	<b>South Alabama</b>	(H) 60	51
<b>Dec. 21</b>	<b>Murray State</b>	(N2)	86 72
<b>Dec. 28</b>	<b>Florida A&amp;M</b>	(A) 95	57
<b>Dec. 30</b>	<b>Winthrop</b>	(H) 80	55
Jan. 4	South Carolina	(A) 56	66
Jan. 8	Arkansas	(H) 55	56
<b>Jan. 11</b>	<b>Florida</b>	(H) 79	65
<b>Jan. 15</b>	<b>Tennessee</b>	(H) 43	35
Jan. 18	Kentucky (NR,4)	(A) 53	77
Jan. 22	LSU	(A) 59	75
Jan. 25	Georgia	(A) 48	53
<b>Jan. 28</b>	<b>Alabama</b>	(H) 72	62
Feb. 1	Ole Miss	(A) 46	57
<b>Feb. 5</b>	<b>Mississippi State</b>	(H) 81	68
<b>Feb. 8</b>	<b>LSU</b>	(H) 76	72
Feb. 11	Arkansas	(A) 42	75
Feb. 15	Vanderbilt	(H) 61	75
Feb. 22	Alabama	(A) 50	55
<b>Feb. 26</b>	<b>Mississippi State</b>	(A) 68	64
Mar. 1	Ole Miss	(H) 63	71
<b>Mar. 6</b>	<b>Tennessee</b>	(N3) 67	54
Mar. 7	Kentucky (NR,6)	(N3) 50	92

(N1) Big Island Invitational, Hilo, Hawaii  
(N2) Mulligan Holiday Hoopfest, Birmingham, Ala.  
(N3) SEC Tournament, The Pyramid, Memphis, Tenn.

1997-98 Won 16, Lost 14 (7-9 SEC)

COACH: Cliff Ellis  
CAPTAINS: Franklin Williams, Doc Robinson

		AU	Opp.
Nov. 11	Temple (NR,24)	(N1) 42	68
<b>Nov. 14</b>	<b>Central Florida</b>	(A) 70	63
<b>Nov. 17</b>	<b>Nicholls State</b>	(H) 96	75
<b>Nov. 21</b>	<b>Southern Miss</b>	(H) 83	70
<b>Nov. 25</b>	<b>Wofford</b>	(H) 68	51
<b>Dec. 6</b>	<b>Florida A&amp;M</b>	(H) 79	69
Dec. 12	Pepperdine	(N2) 55	62
<b>Dec. 13</b>	<b>Weber State</b>	(N2) 63	58
<b>Dec. 16</b>	<b>Jacksonville State</b>	(H) 89	61
Dec. 20	UAB	(N3) 65	71
<b>Dec. 30</b>	<b>Navy</b>	(H) 70	54
<b>Jan. 3</b>	<b>Georgia</b>	(H) 73	62
<b>Jan. 7</b>	<b>Tennessee</b>	(A) 74	69
Jan. 14	LSU	(A) 54	59
<b>Jan. 18</b>	<b>Alabama</b>	(H) 94	40
Jan. 21	Arkansas (NR,18)	(H) 65	79
Jan. 24	South Carolina (NR,14)	(H) 56	61
<b>Jan. 28</b>	<b>Mississippi State</b>	(A) 69	66
<b>Jan. 31</b>	<b>Ole Miss (NR,12)</b>	(H) 68	67
Feb. 4	Alabama	(A) 62	76
<b>Feb. 7</b>	<b>Mississippi State (ot)</b>	(H) 68	66
Feb. 11	Florida	(A) 64	81
<b>Feb. 14</b>	<b>LSU</b>	(H) 66	44
Feb. 18	Vanderbilt	(A) 66	82
Feb. 21	Arkansas	(A) 83	107
Feb. 25	Kentucky (NR,7)	(H) 58	83
Feb. 28	Ole Miss (NR,13)	(A) 67	74
Mar. 5	Florida	(N4) 64	68



Mar. 11 Southern Miss (NIT) (H) 77 62  
 Mar. 16 Marquette (NIT) (ot) (A) 60 75  
 (N1) NABC Classic, Albuquerque, N.M.  
 (N2) Cougar Classic, Provo, Utah  
 (N3) Holiday Hardwood Classic, BJCC, Birmingham, Ala.  
 (N4) SEC Tournament, Georgia Dome, Atlanta, Ga.

1998-99 Won 29, Lost 4 (14-2 SEC -- SEC Champions)  
 COACH: Cliff Ellis  
 CAPTAINS: Bryant Smith, Doc Robinson

	AU	Opp.
Nov. 13 Southeastern Louisiana (H) 114 60		
Nov. 16 Florida A&M (H) 94 47		
Nov. 19 Central Florida (H) 77 42		
Nov. 23 BYU (H) 62 43		
Nov. 27 Rutgers (N1) 70 55		
Nov. 29 Hawaii (A1) 84 57		
Dec. 3 UNC-Asheville (H) 91 60		
Dec. 6 Florida State (A) 80 68		
Dec. 12 UAB (24,NR) (A2) 77 64		
Dec. 15 Wofford (18,NR) (H) 79 51		
Dec. 19 Navy (18,NR) (A) 88 70		
Dec. 29 Bethune-Cookman (15,NR)(H) 99 46		
Jan. 2 Tennessee (15,NR) (H) 90 62		
Jan. 6 Arkansas (14,18) (H) 83 66		
Jan. 9 LSU (14,NR) (A) 73 70		
Jan. 13 Ole Miss (8,NR) (A) 74 59		
Jan. 16 Florida (8,NR) (H) 88 69		
Jan. 20 Kentucky (6,7) (A) 62 72		
Jan. 23 Alabama (6,NR) (A) 73 58		
Jan. 27 Mississippi State (7,NR) (H) 64 54		
Jan. 30 Georgia (7,NR) (A) 85 74		
Feb. 3 South Carolina (6,NR) (A) 76 48		
Feb. 6 LSU (6,NR) (H) 80 54		
Feb. 9 Ole Miss (3,NR) (H) 95 66		
Feb. 13 Alabama (3,NR) (H) 102 61		
Feb. 17 Vanderbilt (3,NR) (H) 81 63		
Feb. 24 Arkansas (2,NR) (A) 88 104		
Feb. 27 Mississippi State (2,NR) (A) 76 73		
Mar. 5 Alabama (4,NR) (N3) 93 61		
Mar. 6 Kentucky (4,14) (N3) 57 69		
Mar. 11 Winthrop (4,NR) (N4) 80 41		
Mar. 13 Oklahoma State (4,NR) (N4) 81 74		
Mar. 18 Ohio State (4,14) (N5) 64 72		
(N1) United Airlines Tip-off Classic, Honolulu, Hawaii		
(A2) Arby's Hardwood Classic, BJCC, Birmingham, Ala.		
(N3) SEC Tournament, Georgia Dome, Atlanta, Ga.		
(N4) NCAA Tourney 1st/2nd Rounds, Indianapolis, Ind.		
(N5) NCAA Tournament Sweet 16, Knoxville, Tenn.		

#### 1999 Final Rankings

Associated Press	USA Today/ESPN
1. Duke	1. Connecticut
2. Michigan State	2. Duke
3. Connecticut	3. Michigan State
4. Auburn	4. Ohio State
5. Maryland	5. Kentucky
6. Utah	5. St. John's
7. Stanford	7. Auburn
8. Kentucky	8. Maryland
9. St. John's	9. Stanford
10. Miami, Fla.	10. Utah

1999-2000 Won 24, Lost 10 (9-7 SEC)  
 COACH: Cliff Ellis  
 CAPTAINS: Doc Robinson, Chris Porter

	AU	Opp.
Nov. 19 UAB (3,NR) (H) 65 59		
Nov. 21 Arkansas-Pine Bluff (3,NR)(H) 100 44		
Nov. 27 Stanford (2,7) (N1) 58 67		
Dec. 1 Belmont (5,NR) (H) 65 56		
Dec. 5 Florida State (5,NR) (H) 55 54		
Dec. 11 Pennsylvania (8,NR) (N2) 77 70		
Dec. 13 Coppin State (6,NR) (H) 63 35		
Dec. 16 Bradley (6,NR) (N3) 78 64		
Dec. 20 Puerto Rico-Mayaguez (6,NR)(A4) 109 52		
Dec. 21 Virginia Tech (6,NR) (N4) 73 63		
Dec. 22 Pepperdine (6,NR) (N4) 87 76		
Dec. 30 Southern Miss (4,NR) (H) 56 50		
Jan. 2 Stony Brook (4,NR) (H) 100 45		
Jan. 8 Georgia (4,NR) (H) 67 52		
Jan. 11 Kentucky (4,20) (H) 66 63		
Jan. 16 Mississippi State (4,NR) (A) 51 45		
Jan. 19 South Carolina (4,NR) (H) 65 61		

Jan. 22 Ole Miss (4,NR) (ot) (A) 77 79
Jan. 25 Tennessee (7,11) (A) 76 105
Jan. 29 Mississippi State (7,NR) (H) 73 57
Feb. 2 Alabama (10,NR) (H) 77 63
Feb. 5 Arkansas (10,NR) (H) 73 55
Feb. 9 LSU (8,25) (A) 68 83
Feb. 16 Vanderbilt (11,24) (A) 86 80
Feb. 19 Ole Miss (11,NR) (H) 75 72
Feb. 22 Alabama (8,NR) (A) 64 68
Feb. 27 Florida (8,9) (A) 59 88
Mar. 1 LSU (13,12) (H) 53 55
Mar. 5 Arkansas (13,NR) (A) 55 64
Mar. 10 Florida (23,10) (N5) 78 70
Mar. 11 So. Carolina (23,NR) (ot) (N5) 77 72
Mar. 12 Arkansas (23,NR) (N5) 67 75
Mar. 16 Creighton (22,NR) (N6) 72 69
Mar. 18 Iowa State (22,6) (N6) 60 79
(N1) Wooden Classic, Arrowhead Pond, Anaheim, Calif.
(N2) Arby's Hardwood Classic, BJCC, Birmingham, Ala.
(N3) Coors Classic, Mitchell Center, Mobile, Ala.
(N4) San Juan Shootout, Morales Coliseum, San Juan, P.R.
(N5) SEC Tournament, Georgia Dome, Atlanta, Ga.
(N6) NCAA Tourney 1st/2nd Rounds, Minneapolis, MN

#### 2000 Final Rankings

Associated Press	USA Today/ESPN
1. Duke	1. Michigan State
2. Michigan State	2. Florida
3. Stanford	3. Iowa State
4. Arizona	4. Duke
5. Temple	5. Stanford
6. Iowa State	6. Oklahoma State
7. Cincinnati	7. Cincinnati
8. Ohio State	8. Arizona
9. St. John's	9. Tulsa
10. LSU	10. Temple
24. Auburn	

2000-01 Won 18, Lost 14 (7-9 SEC)  
 COACH: Cliff Ellis  
 CAPTAINS: Scott Pohlman, Reggie Sharp

	AU	Opp.
Nov. 17 Florida A&M (H) 87 52		
Nov. 19 Jacksonville State (H) 91 51		
Nov. 20 Mercer (H) 88 92		
Nov. 24 Robert Morris (N1) 89 71		
Nov. 25 Toledo (2ot) (N1) 90 95		
Nov. 26 Providence (N1) 80 69		
Dec. 1 South Alabama (H) 66 68		
Dec. 4 Louisiana-Lafayette (H) 93 86		
Dec. 5 Grambling (H) 104 60		
Dec. 9 Detroit (N2) 75 72		
Dec. 16 Oregon (ot) (N3) 101 97		
Dec. 19 Georgia Southern (H) 93 79		
Dec. 30 Southern Miss (H) 73 69		
Jan. 6 Tennessee (NR,5) (2ot) (H) 88 96		
Jan. 10 Georgia (ot) (A) 80 85		
Jan. 13 LSU (H) 85 69		
Jan. 17 Arkansas (A) 72 82		
Jan. 20 South Carolina (A) 60 57		
Jan. 24 Florida (NR,14) (H) 63 65		
Jan. 27 Alabama (NR,15) (A) 80 81		
Jan. 31 Mississippi State (H) 60 56		
Feb. 3 Ole Miss (H) 70 74		
Feb. 10 LSU (A) 76 65		
Feb. 14 Arkansas (H) 71 63		
Feb. 17 Mississippi State (A) 74 85		
Feb. 21 Alabama (NR,14) (ot) (H) 72 69		
Feb. 24 Ole Miss (NR,12) (A) 62 64		
Feb. 28 Kentucky (NR,15) (A) 78 90		
Mar. 3 Vanderbilt (H) 69 66		
Mar. 8 Tennessee (NR,24) (N4) 66 73		
Mar. 14 Miami, Fla. (NIT) (H) 60 58		
Mar. 20 Purdue (NIT) (A) 61 79		
(N1) Energia Systems Thanksgiving Tour., Kansas City, Mo.		
(N2) Arby's Hardwood Classic, BJCC, Birmingham, Ala.		
(N3) Las Vegas Showdown, Las Vegas, Nev.		
(N4) SEC Tourney, Gaylord Enter. Center, Nashville, TN		

2001-02 Won 12, Lost 16 (4-12 SEC)  
 COACH: Cliff Ellis  
 CAPTAINS: Marquis Daniels, Adam Harrington

	AU	Opp.
Nov. 16 High Point (H) 63 59		

Nov. 18 Jacksonville State (H) 75 53
Nov. 24 Rutgers (A) 56 57
Nov. 27 Florida State (H) 78 74
Nov. 30 Florida International (H) 67 55
Dec. 4 Louisiana Tech (H) 66 67
Dec. 8 Virginia (NR,7) (N1) 72 77
Dec. 15 Marshall (N2) 78 60
Dec. 18 South Alabama (H) 73 58
Dec. 20 UNC-Asheville (H) 83 38
Dec. 29 Southern Miss (H) 64 55
Jan. 5 Arkansas (H) 77 83
Jan. 9 Ole Miss (A) 65 69
Jan. 12 Alabama (NR,14) (H) 59 56
Jan. 16 Vanderbilt (A) 67 73
Jan. 19 LSU (A) 58 75
Jan. 22 Kentucky (NR,8) (H) 62 69
Jan. 27 Tennessee (A) 59 82
Jan. 30 Mississippi State (H) 64 72
Feb. 2 Arkansas (A) 60 62
Feb. 9 Georgia (NR,17) (H) 75 72
Feb. 13 Ole Miss (H) 65 62
Feb. 16 Mississippi State (A) 53 89
Feb. 20 Florida (NR,8) (A) 61 89
Feb. 23 South Carolina (H) 50 46
Feb. 27 Alabama (NR,6) (A) 68 73
Mar. 2 LSU (H) 54 59
Mar. 7 Florida (NR,11) (N3) 63 81
(N1) Arby's Hardwood Classic, Birmingham, Ala.
(N2) Coors Classic, Mobile, Ala.
(N3) SEC Tournament, Georgia Dome, Atlanta, Ga.

2002-03 Won 22, Lost 16 (8-8 SEC)  
 COACH: Cliff Ellis  
 CAPTAINS: Marquis Daniels, Derrick Bird

	AU	Opp.
Nov. 22 Wofford (H) 81 63		
Nov. 26 Georgia State (H) 100 71		
Dec. 1 Western Kentucky (N1) 70 89		
Dec. 2 Southeastern Louisiana (H) 77 47		
Dec. 4 South Carolina State (H) 85 65		
Dec. 8 Rutgers (H) 82 70		
Dec. 14 Murray State (H) 72 53		
Dec. 17 Western Michigan (H) 54 72		
Dec. 20 Puerto Rico-Mayaguez (A2) 94 64		
Dec. 21 Denver (N2) 63 58		
Dec. 22 Troy State (N2) 94 66		
Dec. 30 Southern Miss (H) 92 46		
Jan. 2 North Texas (H) 90 65		
Jan. 8 Vanderbilt (H) 62 59		
Jan. 11 Arkansas (A) 52 37		
Jan. 15 South Carolina (A) 67 60		
Jan. 18 Alabama (NR,9) (H) 77 68		
Jan. 22 Kentucky (24,8) (A) 51 67		
Jan. 25 Georgia (24,19) (A) 79 85		
Feb. 1 Tennessee (H) 57 60		
Feb. 5 Ole Miss (H) 77 71		
Feb. 8 LSU (H) 56 54		
Feb. 15 Alabama (A) 68 84		
Feb. 19 Mississippi State (NR,19) (H) 46 63		
Feb. 22 Ole Miss (A) 80 75		
Feb. 26 LSU (A) 63 94		
Mar. 1 Florida (NR,4) (H) 70 73		
Mar. 5 Arkansas (H) 69 54		
Mar. 8 Mississippi State (NR,21) (A) 45 67		
Mar. 14 Tennessee (N3) 66 53		
Mar. 15 Kentucky (NR,2) (N3) 58 78		
Mar. 21 Saint Joseph's (ot) (N4) 65 63		
Mar. 23 Wake Forest (NR,8) (N4) 68 62		
Mar. 28 Syracuse (NR,12) (N5) 78 79		
(N1) Nashville, Tenn., Gaylord Entertainment Center		
(A2, N2) San Juan Shootout, Caguas, P.R.		
(N3) SEC Tournament, Superdome, New Orleans, La.		
(N4) NCAA Tournament 1st/2nd Rounds, Tampa, Fla.		
(N5) NCAA Tournament Sweet 16, Albany, N.Y.		

2003-04 Won 14, Lost 14 (5-11 SEC)  
 COACH: Cliff Ellis  
 CAPTAIN: Kyle Davis

	AU	Opp.
Nov. 17 College of Charleston (H1) 66 62		
Nov. 21 Western Kentucky (H) 86 64		
Nov. 23 Maryland-Eastern Shore (H) 85 61		
Nov. 29 Grambling State (N1) 105 56		
Dec. 1 Colorado State (H) 84 54		



Dec. 7	Air Force	(H)	68	49
Dec. 10	Montana	(H)	73	51
Dec. 20	UNLV	(A1)	69	82
Dec. 22	Georgia State	(H)	72	77
Dec. 30	Southern Miss	(H)	78	60
Jan. 2	New Orleans	(H)	70	55
Jan. 7	Vanderbilt (NR,20)	(A)	53	59
Jan. 10	Ole Miss	(H)	80	53
Jan. 14	South Carolina (ot)	(H)	51	53
Jan. 17	Alabama	(A)	46	69
Jan. 21	Arkansas	(H)	70	63
Jan. 24	Florida (NR,17)	(A)	52	68
Jan. 31	Mississippi State (NR,11)	(H)	68	73
Feb. 4	Arkansas	(A)	52	74
Feb. 7	Georgia	(H)	57	54
Feb. 14	Ole Miss	(A)	68	72
Feb. 18	LSU (NR,24)	(A)	80	68
Feb. 21	Kentucky (NR,9)	(H)	59	68
Feb. 24	Alabama	(H)	71	72
Feb. 28	Tennessee	(A)	69	75
Mar. 2	Mississippi State (NR,5)	(A)	91	105
Mar. 6	LSU	(H)	78	66
Mar. 11	Georgia	(N2)	59	73

(H1) NABC Classic, Auburn, Ala.  
(N1) Hunstville, Ala.  
(A1) Las Vegas Showdown, Las Vegas, Nev.  
(N2) SEC Tournament, Georgia Dome, Atlanta, Ga.



**JEFF LEBO**  
2004 - Present  
3 Years  
Record: 43-48  
(15-33 SEC)


2004-05 Won 14, Lost 17 (4-12 SEC)  
COACH: Jeff Lebo  
CAPTAINS: Nathan Watson, Ian Young,  
Quinnel Brown

			AU	Opp.
Nov. 19	Temple	(A)	80	78
Nov. 22	Furman	(H)	85	74
Nov. 24	Nicholls State	(H)	92	78
Nov. 27	Louisiana Tech	(H)	79	67
Nov. 30	Colorado State (ot)	(H)	79	76
Dec. 3	Virginia (NR,24)	(N1)	87	89
Dec. 5	Wofford	(H)	78	85
Dec. 7	College of Charleston	(A)	76	61
Dec. 12	UNLV (ot)	(H)	87	91
Dec. 20	Delaware	(N2)	74	46
Dec. 21	Middle Tennessee State	(N2)	79	74
Dec. 22	Toledo	(N2)	65	68
Dec. 30	Belmont	(H)	73	69
Jan. 5	Mississippi State (NR,18)	(A)	53	90
Jan. 12	Florida (ot)	(H)	78	84
Jan. 15	Ole Miss	(H)	72	79
Jan. 22	Arkansas	(A)	59	95
Jan. 26	Alabama (NR,14)	(H)	55	60
Jan. 29	Tennessee	(H)	62	59
Feb. 2	Ole Miss	(A)	55	70
Feb. 5	Mississippi State	(H)	90	76
Feb. 9	LSU	(A)	69	90
Feb. 12	South Carolina	(A)	74	71
Feb. 16	Vanderbilt	(H)	43	67
Feb. 19	Georgia	(A)	45	57
Feb. 23	Kentucky (NR,5)	(A)	73	81
Feb. 26	LSU	(H)	64	77
Mar. 2	Alabama (NR,19)	(A)	53	94
Mar. 5	Arkansas	(H)	77	64
Mar. 10	Vanderbilt	(N3)	77	73
Mar. 11	LSU	(N3)	58	89


(N1) Richmond, Va. (Siegel Center)  
(N2) San Juan Shootout (Carolina, P.R.)  
(N3) SEC Tournament, Georgia Dome, Atlanta, Ga.

2005-06 Won 12, Lost 16 (4-12 SEC)  
COACH: Jeff Lebo  
CAPTAINS: Ronny LeMelle, Frank Tolbert

			AU	Opp.
Nov. 20	Lipscomb	(H)	69	54
Nov. 25	Gardner-Webb	(H)	70	43



**1999 SEC Champions, NCAA Tournament Sweet 16**  
(Sitting L-R): Corey Watkins, Jay Heard, Doc Robinson, Bryant Smith, Reggie Sharp, Scott Pohlman, Charlton Barker. (Standing): Abe Smith, Chris Porter, Mack McGadney, Mamadou N'diaye, David Hamilton, Adrian Person, Daymeon Fishback, Adrian Chilliest.



**2003 NCAA Tournament Sweet 16**  
(Sitting L-R): Chris Lollar, Lewis Monroe, Derrick Bird, Marquis Daniels, Donny Calton, Nathan Watson. (Standing): Troy Gaines, Jamaal Arnold, Marco Killingsworth, Brandon Robinson, Kyle Davis, Rodney Tucker, Danny Wicke, Jonathan Lewis.


Nov. 28	Colorado State	(A)	67	77
Dec. 1	McNeese State	(H)	91	76
Dec. 4	Pittsburgh	(A)	41	78
Dec. 14	Southeastern Louisiana	(H)	66	51
Dec. 18	Temple	(H)	73	42
Dec. 22	Texas A&M	(A)	67	72
Dec. 29	Winthrop	(H)	64	62
Dec. 31	Jacksonville State	(H)	87	83
Jan. 4	Southern Miss	(H)	80	57
Jan. 7	Vanderbilt	(A)	50	74
Jan. 11	Alabama	(H)	52	56
Jan. 14	Florida (NR,2)	(A)	57	69
Jan. 21	Arkansas	(H)	52	68
Jan. 24	Kentucky	(H)	62	71
Jan. 28	Georgia	(H)	66	65
Feb. 1	LSU (NR,24)	(A)	69	84
Feb. 4	Mississippi State	(A)	53	71
Feb. 8	Ole Miss	(H)	58	50
Feb. 11	Arkansas	(A)	64	84
Feb. 15	Tennessee (NR,8)	(A)	89	105
Feb. 18	LSU (NR,25)	(H)	61	65
Feb. 22	Mississippi State	(H)	75	71
Feb. 25	Ole Miss	(A)	58	54
Mar. 1	Alabama	(A)	61	71
Mar. 4	South Carolina	(H)	63	67
Mar. 9	Vanderbilt	(N1)	71	76

2006-07 Won 17, Lost 15 (7-9 SEC)  
 COACH: Jeff Lebo  
 CAPTAINS: Quantez Robertson, Korvotney Barber, Rasheem Barrett

		AU	Opp.
Nov. 10	Troy	(H)	71 68
Nov. 17	Winston-Salem State	(H)	95 62
Nov. 19	East Tennessee State	(H1)	64 58
Nov. 21	Miles College	(H1)	79 58
Nov. 24	Oklahoma State	(N2)	65 66
Nov. 25	Wisconsin (NR,7)	(N2)	63 77
Nov. 28	Nicholls State (ot)	(H)	92 87
Nov. 30	Louisiana-Monroe	(H)	81 60
Dec. 3	Pittsburgh (NR,2)	(H)	66 74
Dec. 6	South Alabama	(H)	82 71
Dec. 16	Wofford	(H)	86 76
Dec. 19	Tennessee State	(H)	86 59
Dec. 22	Texas A&M (NR,13)	(H)	58 87
Dec. 30	Charleston Southern	(H)	69 53
Jan. 2	Southern Miss	(A)	54 56
Jan. 6	Vanderbilt	(H)	68 65
Jan. 8	Kentucky	(A)	57 84
Jan. 13	LSU (NR,13)	(A)	63 65
Jan. 17	Tennessee (NR,22)	(H)	83 80
Jan. 20	Mississippi State	(A)	76 87
Jan. 23	Alabama (NR,12)	(H)	81 57
Jan. 27	Florida (NR,1)	(H)	66 91
Jan. 31	South Carolina	(A)	80 75
Feb. 3	Ole Miss	(H)	59 82
Feb. 7	Arkansas	(A)	57 65
Feb. 10	Mississippi State	(H)	83 91
Feb. 17	Georgia	(A)	79 86
Feb. 21	Arkansas	(H)	67 59
Feb. 24	Alabama (NR,25)	(A)	86 77
Feb. 28	LSU	(H)	80 68
Mar. 3	Ole Miss	(A)	79 83
Mar. 8	Georgia	(N3)	65 80

(H1) South Padre Inv. (Auburn, Ala.)  
 (N2) South Padre Inv. (South Padre Island, Texas)  
 (N3) SEC Tournament, Georgia Dome, Atlanta, Ga.

Numbers in parenthesis correspond to Auburn's national ranking first and opponent's national ranking heading into the game beginning with the 1950-51 season.



1986 NCAA Elite Eight

(L-R Kneeling): Terrance Howard, Melvin Harralson, Gerald White, Johnny Lynn, Frank Ford.  
 Standing: Mike Jones, Rob Jones, Gary Godfrey, Chris Morris, Jeff Moore, Chuck Person.



1985 SEC Tournament Champions, NCAA Tournament Sweet 16

(Sitting L-R): Terrance Howard, Rodney Turner, Gerald White, Johnny Lynn, Frank Ford, Gary Godfrey, Vern Strickland; (Middle Row): Rick Stukes (G.A.), Mack McCarthy (Asst. Coach), Sonny Smith (Head Coach), Lawrence Johnson (Asst. Coach), Tevester Anderson (Asst. Coach); (Back Row): Darren Guest, Carey Holland, Chris Morris, Jeff Moore, Chuck Person, Howard Spencer.



1960 SEC Champions

(Standing L-R): Bill Ross, Terry Hinote, David Vaughn, John Helmlinger, Leon Posey, Jorge Haeussler, Jimmy Fibbe, Porter Gilbert, Henry Hart (captain).



# AUBURN HOOP HISTORY

## Record vs. Opponents

	Won	Lost	First Game	Last Game		Won	Lost	Game 1945	Game 1945					
Air Force	1	1	1981	2003	Gunter Field	1	1	1945	1945	Pepperdine	1	1	1997	1999
Alabama	52	83	1924	2007	Hawaii	1	0	1998	1998	Pittsburgh	0	2	2005	2006
Alabama State	2	0	1990	1994	Hawaii-Hilo	1	0	1996	1996	Providence	1	0	2000	2000
Alabama-Birmingham	7	10	1983	1999	High Point	1	0	2001	2001	Puerto Rico-Mayaguez	2	0	1999	2002
Alaska-Anchorage	0	1	1990	1990	Houston	1	6	1962	1983	Purdue	1	1	1985	2001
Albany YMCA	0	1	1925	1925	Huntingdon	1	0	1961	1961	Radford	1	0	1985	1985
Appalachian State	1	0	1977	1977	Illinois	0	1	1988	1988	Rice	3	1	1956	1966
Arizona	1	0	1986	1986	Illinois Wesleyan	1	0	1948	1948	Richmond	2	1	1977	1984
Arkansas	13	21	1968	2007	Indiana	0	1	1987	1987	Robert Morris	1	0	2000	2000
Arkansas-Little Rock	1	0	1996	1996	Iona	1	1	1978	1979	Rutgers	4	1	1968	2002
Arkansas-Pine Bluff	2	0	1996	1999	Iowa State	1	1	1987	2000	St. Bonaventure	0	1	1968	1968
Arkansas State	0	1	1980	1980	Jackson State	1	0	1989	1989	St. John's	1	0	1986	1986
Armstrong State	3	0	1981	1987	Jacksonville	3	1	1966	1977	St. Joseph's (Pa.)	2	0	1957	2003
Athens College	2	0	1964	1972	Jacksonville Navy	0	2	1945	1945	St. Louis	1	0	1970	1970
Atlanta Ath. Club	1	13	1906	1924	Jacksonville State	12	0	1955	2005	Samford	22	1	1926	1964
Augusta Ath. Assn.	1	0	1909	1909	James Madison	2	1	1992	1995	San Diego	1	0	1987	1987
Augusta College	1	0	1987	1987	Kansas	1	0	1985	1985	San Jose State	1	0	1988	1988
Austin Peay	4	0	1980	1987	Kansas State	0	1	1994	1994	Selma YMCA	1	0	1913	1913
Ball State	1	1	1993	1994	Kentucky	17	81	1921	2007	Sewanee	26	1	1927	1941
Baylor	2	3	1949	1996	Kentucky Wesleyan	1	0	1986	1986	Slippery Rock	1	0	1992	1992
Belmont	2	0	1999	2004	LaGrange YMCA	0	1	1929	1929	South Alabama	5	4	1973	2006
Bessemer Ath. Club	4	4	1908	1914	Lamar	1	0	1974	1974	South Carolina	17	11	1930	2007
Bethune-Cookman	1	0	1998	1998	Lanett Athletic Club	1	0	1935	1935	South Carolina State	1	0	2002	2002
Birmingham Ath. Club*	11	17	1906	1929	Lanett Mill	2	0	1939	1939	South Florida	4	0	1975	1980
Birmingham College	2	0	1918	1918	La Salle	1	0	1995	1995	Southeastern Louisiana	3	0	1998	2005
Birmingham High School 2	2	2	1910	1913	Liberty	1	0	1995	1995	Southern Cal	0	2	1973	1978
Birmingham-Southern	22	4	1926	1986	Lincoln Memorial	1	0	1992	1992	Southern College (Fla.)	2	0	1928	1929
Birmingham YMCA	0	2	1910	1911	Lipscomb	1	0	2005	2005	Southern Illinois	1	0	1978	1978
Boston College	1	0	1986	1986	Louisiana College	1	0	1992	1992	So. Ill.-Edwardsville	1	0	1992	1992
Bradley	2	0	1988	1999	Louisiana-Lafayette	5	3	1962	2000	Southern Methodist	0	4	1949	1976
Brighton Young	1	0	1998	1998	Louisiana-Monroe	2	0	1995	2006	Southern Mississippi	14	2	1964	2007
Buffalo	1	0	1970	1970	Louisiana State	57	78	1912	2007	Spring Hill	7	1	1921	1963
Butler	2	0	1975	1976	Louisiana Tech	5	2	1967	2004	Stanford	0	1	1999	1999
Camp Benning	6	4	1919	1936	Louisville	1	1	1986	1995	Stetson	3	1	1982	1986
Cal State-Chico	1	0	1982	1982	Loyola (New Orleans)	1	0	1964	1964	Stony Brook	1	0	1999	1999
Cal State-Fullerton	1	0	1983	1983	Lynn University	1	0	1994	1994	Syracuse	0	1	2003	2003
Centenary	1	0	1992	1992	Marion	3	1	1913	1917	Talladega Ath. Club	0	1	1916	1916
Central Florida	4	0	1986	1998	Marshall	1	0	2001	2001	Temple	2	2	1978	2005
Centre College	0	1	1921	1921	Marquette	0	2	1995	1998	Tennessee	36	66	1927	2007
Charleston Southern	1	0	2006	2006	Maryland Eastern Shore	1	0	2003	2003	Tennessee-Chattanooga	2	2	1927	1992
Charlotte YMCA	0	1	1920	1920	Maxwell Field	4	4	1945	1952	Tennessee-Martin	1	0	1988	1988
The Citadel	1	1	1967	1968	McNeese State	2	0	2001	2005	Tennessee Tech	3	1	1981	1990
Clemson	14	11	1920	1993	Memphis	1	0	1953	1953	Tennessee State	1	0	2006	2006
Coastal Carolina	1	0	1995	1995	Mercer	14	15	1906	2000	Texas	1	1	1911	1956
College of Charleston	2	0	2003	2004	Miami (Fla.)	1	1	1967	2001	Texas A&M	2	3	1962	2006
Colorado	0	1	1996	1996	Michigan	0	1	1993	1993	Texas Christian	2	1	1958	1996
Colorado State	2	2	1949	2005	Michigan State	0	1	1990	1990	Texas-El Paso	0	2	1974	1987
Columbia	2	0	1966	1981	Middle Tennessee State	1	0	2004	2004	Texas Southern	2	0	1989	1991
Columbus College	2	0	1984	1985	Miles College	1	0	2006	2006	Texas Tech	1	1	1963	1964
Columbus YMCA	3	12	1906	1924	Mississippi	68	46	1928	2007	Texas Wesleyan	1	0	1980	1980
Connecticut	0	1	1990	1990	Mississippi College	1	1	1939	1982	Toledo	0	2	2000	2004
Coppin State	1	0	1999	1999	Mississippi State	67	60	1915	2007	Towson	1	0	1981	1981
Creighton	1	1	1977	2000	Mobile YMCA	1	1	1915	1926	Troy State	10	0	1949	2006
Cumberland	0	1	1913	1913	Montana	1	0	2003	2003	Tulane	32	24	1906	1996
Dartmouth	1	0	1970	1970	Montgomery YMCA	14	3	1906	1928	Tulsa	1	0	1976	1976
Davidson	1	0	1952	1952	Mount St. Mary's	1	0	1989	1989	Utah	1	0	1983	1983
Dayton	0	2	1966	1973	Murray State	2	0	1996	2002	Vanderbilt	51	76	1921	2007
Delaware	2	0	1985	2004	Nashville Ath. Club	1	0	1911	1911	Villanova	2	2	1984	1991
Denver	1	0	2002	2002	Navy	5	1	1960	1998	Virginia	2	3	1920	2004
Detroit	1	0	2000	2000	Nehi Reds	1	0	1939	1939	Virginia Commonwealth	4	1	1975	1989
Duke	0	3	1964	1982	UNLV	1	4	1986	2004	Virginia Military	0	2	1920	1926
Duquesne	2	0	1990	1991	Newberry	1	0	1922	1922	Virginia Tech	6	2	1920	1999
East Tennessee State	1	0	2006	2006	New Orleans	1	0	2003	2003	Wake Forest	4	3	1908	2003
Eastern Illinois	1	0	1973	1973	Nicholls State	3	1	1993	2006	Washington	0	1	1948	1948
Eastern Kentucky	3	1	1956	1992	Norfolk State	1	0	1995	1995	Washington & Lee	1	1	1920	1955
Eckerd	1	0	1981	1981	North Carolina	0	4	1922	1985	Weber State	1	0	1997	1997
Fairleigh Dickinson	1	0	1977	1977	North Carolina State	3	4	1926	1976	W. Alabama (Livingston)	2	0	1949	1961
Florence State	3	0	1959	1961	No. Carolina-Asheville	2	0	1998	2001	West Florida	1	0	1994	1994
Florida	86	66	1927	2007	No. Carolina-Wilmington	1	1	1992	1993	West Point Ath. Club	2	0	1920	1923
Florida A&M	6	0	1994	2000	North Texas	1	0	2003	2003	West Virginia	2	1	1985	1986
Florida Atlantic	1	0	1993	1993	Oglethorpe	4	0	1937	1948	Western Carolina	4	0	1974	1996
Florida International	2	0	1983	2001	Ohio University	1	0	1991	1991	Western Kentucky	1	3	1973	2003
Florida State	21	6	1959	1999	Oklahoma	1	1	1979	1988	Western Michigan	0	1	2002	2002
Fordham	1	0	1993	1993	Oklahoma City	0	2	1956	1968	Wetumpka Ath. Club	3	0	1908	1914
Furman	3	1	1923	2004	Oklahoma State	2	1	1978	2006	White's Business College	1	0	1928	1928
Gardner-Webb	1	0	2005	2005	Old Dominion	2	1	1971	1993	Wisconsin	0	1	2006	2006
Georgetown (Ky.)	1	0	1928	1928	Oral Roberts	1	1	1978	1979	William & Mary	0	1	1982	1982
George Washington	0	1	1980	1980	Oregon	1	0	2000	2000	Winston-Salem State	1	0	2006	2006
Georgia	85	86	1908	2007	Paratrooper Infantry 507	0	1	1943	1943	Winthrop	3	0	1996	2005
Georgia Southern	3	0	1965	2000	Pennsylvania	1	0	1999	1999	Wofford	6	2	1923	2006
Georgia State	5	1	1989	2003				<b>First</b>	<b>Last</b>	Wyoming	1	0	1959	1959
Georgia Tech	53	61	1906	1988				<b>Game</b>	<b>Game</b>	Xavier	3	2	1963	1973
Grambling	3	0	1988	2003				<b>Won</b>	<b>Lost</b>	Youngstown State	1	0	1984	1984
			<b>First</b>	<b>Last</b>										

\*Record does not include one tie

Administration Tiger Tracks AU Hoop History Tiger Records 2006-07 Review 2007-08 Opponents Coaching Staff 2007-08 Tigers 2007-08 Outlook



Series Scores

AIR FORCE (1-1)

Table with 5 columns: Date, Opponent, Home/Away, Score, Result. Includes Dec. 29, 1980 and Dec. 7, 2003.

Key to Abbreviation: TOL—Toledo, Ohio

ALABAMA (52-83)

Main table of series scores for Alabama, listing dates, opponents, and scores from 1924 to 1979.

Continuation of series scores for Alabama, listing dates, opponents, and scores from 1979 to 2007.

\*Southern Conference Tournament

Key to Abbreviations:

- ATL—Atlanta, Ga. BHAM—Birmingham, Ala.
LOU—Louisville, Ky. MONT—Montgomery, Ala.
NASH—Nashville, Tenn. ORL—Orlando, Fla.
MEM—Memphis, Tenn.

Series Notes

All Games at Auburn: Alabama leads 24-23
All Games at BEMC: Alabama leads 20-19
Jeff Lebo vs. Alabama: 2-7 (2-4 coaching Auburn)
All Games at Alabama: Alabama leads 40-7
All Games at Coleman Coliseum: Alabama leads 33-6
Mark Gottfried vs. Auburn: 10-10

All Games at Neutral Sites: Auburn leads 22-19
All Games at Birmingham: Auburn leads 4-3
All Games at Montgomery: Auburn leads 17-9
SEC Tournament Games: Alabama leads 7-2
Current Series Streak: 2 by Auburn
Longest Auburn Streak: 8 ('57-'58/'60-'61)
Longest Alabama Streak: 11 ('75-'76/'80-'81)

ALABAMA STATE (2-0)

Table with 5 columns: Date, Opponent, Home/Away, Score, Result. Includes Dec. 11, 1989 and Dec. 17, 1994.

UAB (7-10)

Table with 5 columns: Date, Opponent, Home/Away, Score, Result. Includes Nov. 26, 1982 to Dec. 12, 1998.

\* Arby's Hardwood Classic (Birmingham, Ala.)

ALASKA-ANCHORAGE (0-1)

Table with 5 columns: Date, Opponent, Home/Away, Score, Result. Includes Nov. 26, 1989.

\* Great Alaska Shootout (Anchorage, Alaska)

ALBANY YMCA

Table with 5 columns: Date, Opponent, Home/Away, Score, Result. Includes Dec. 19, 1924.

APPALACHIAN STATE (1-0)

Table with 5 columns: Date, Opponent, Home/Away, Score, Result. Includes Nov. 29, 1976.

ARIZONA (1-0)

Table with 5 columns: Date, Opponent, Home/Away, Score, Result. Includes Mar. 14, 1986.

\*NCAA Tournament

Key to Abbreviation: LB—Long Beach, Calif.

ARKANSAS (13-21)

Table with 5 columns: Date, Opponent, Home/Away, Score, Result. Includes Dec. 27, 1967 to Mar. 5, 2005.

2007-08 Outlook 2007-08 Tigers Coaching Staff 2007-08 Opponents 2006-07 Review Tiger Records AU Hoop History Tiger Tracks Administration



2007-08 Outlook  
 2007-08 Tigers  
 Coaching Staff  
 2007-08 Opponents  
 2006-07 Review  
 Tiger Records  
 AU Hoop History  
 Tiger Tracks  
 Administration

Jan. 21, 2006	H	L	52	68
Feb. 11, 2006	A	L	64	84
Feb. 7, 2007	A	L	57	65
Feb. 21, 2007	H	W	67	59

+SEC Tournament

**Key to Abbreviation:**

OKC—Oklahoma City, Okla. ATL—Atlanta, Ga.

**Series Notes**

All Games at Auburn: Auburn leads 10-6

All Games at BEMC: Auburn leads 10-6

Jeff Lebo vs. Arkansas: 2-4

All Games at Arkansas: Arkansas leads 14-2

All Games at Bud Walton Arena: Arkansas leads 13-1

Stan Heath vs. Auburn: 5-5

All Games at Neutral Sites: Series tied 1-1

SEC Tournament Games: Arkansas leads 1-0

Current Series Streak: 1 by Auburn

Longest Auburn Streak: 3 ('02-'03/'03-'04)

Longest Arkansas Streak: 5 ('95-'96/'97-'98)

**ARKANSAS-LITTLE ROCK (1-0)**

Dec. 5, 1996	H	W	75	63
--------------	---	---	----	----

**ARKANSAS-PINE BLUFF (2-0)**

Nov. 25, 1996	H	W	89	56
Nov. 21, 1999	H	W	100	44

**ARKANSAS STATE (0-1)**

Dec. 7, 1979	COL	OT L	62	69
--------------	-----	------	----	----

**Key to Abbreviation:**

COL—Columbia, Mo.

**ARMSTRONG STATE 93-0)**

Dec. 6, 1980	H	W	79	70
Dec. 3, 1984	H	W	80	47
Dec. 1, 1986	H	W	94	54

**ATHENS COLLEGE (2-0)**

Dec. 27, 1963	H	W	83	51
Dec. 4, 1971	H	W	95	71

**ATLANTA ATHLETIC CLUB (1-13)**

Feb. 16, 1906	A	W	28	17
1909-10	A	L	23	44
1911-12		L	22	60
Jan. 11, 1913	A	L	30	62
Jan. 10, 1914	A	L	20	70
Jan. 18, 1915	A	L	29	43
1914-15	A	L	18	76
1918-19	A	L	23	40
1918-19		L	26	36
1919-20	A	L	19	57
1919-20	H	L	24	44
Jan. 15, 1921	A	L	17	42
Jan. 14, 1922	A	L	12	42
Jan. 12, 1924		L	22	31

**AUGUSTA ATHLETIC ASSOCIATION (1-0)**

Jan. 27, 1909	H	W	37	9
---------------	---	---	----	---

**AUGUSTA COLLEGE (1-0)**

Dec. 18, 1986	H	W	89	66
---------------	---	---	----	----

**AUSTIN PEAY (4-0)**

Dec. 18, 1979	BHAM	W	65	61
Dec. 20, 1980	A	W	52	51
Dec. 5, 1981	H	W	67	56
Dec. 11, 1986	H	W	115	93

**Key to Abbreviation:** BHAM—Birmingham, Ala.

**BALL STATE (1-1)**

Dec. 7, 1993	H	W	92	87
Dec. 3, 1994	A	L	74	82

**BAYLOR (2-3)**

Dec. 27, 1948	OKC	L	44	59
Dec. 20, 1957	A	L	53	62
Dec. 6, 1958	H	W	71	60
Dec. 9, 1995	A	W	83	64
Dec. 14, 1996	H	L	63	68

**Key to Abbreviation:**

OKC—Oklahoma City, Okla.

**BELMONT (2-0)**

Dec. 1, 1999	H	W	65	56
Dec. 30, 2004	H	W	73	69

**BESSEMER ATHLETIC CLUB (4-4)**

Feb. 16, 1908	A	W	34	13
Jan. 16, 1909	H	L	14	17
1909-10	H	W	26	18
1909-10	A	W	23	10
1910-11		W	28	24
1911-12		L	19	20
Feb. 5, 1913	A	L	9	31
Jan. 30, 1914	A	L	27	68

**BETHUNE-COOKMAN (1-0)**

Dec. 29, 1998	H	W	99	46
---------------	---	---	----	----

**BIRMINGHAM ATHLETIC CLUB (11-17-1)**

Mar. 16, 1906	A	T	14	14
Feb. 16, 1907	A	L	23	29
1906-07		L	20	21
Feb. 8, 1908		W	26	14
Feb. 15, 1908		L	21	25
1909-10	A	L	31	33
1909-10	H	W	31	19
1909-10	A	W	26	19
1910-11		L	19	53
1911-12		L	26	35
1911-12		L	9	27
Feb. 6, 1913	A	L	12	35
Jan. 23, 1914	H	L	19	42
Jan. 20, 1918		L	19	27
Feb. 12, 1919		L	22	38
1919-20	H	W	27	21
1919-20	A	W	25	20
Feb. 12, 1921	A	L	34	39
Feb. 4, 1922	A	W	29	19
Feb. 18, 1922	H	W	34	21
1922-23		W	31	17
1922-23		L	19	42
Jan. 19, 1924		W	44	23
Feb. 16, 1924		L	OT 32	36
Feb. 14, 1925		L	25	35
Jan. 23, 1926	A	L	27	44
Feb. 13, 1926	H	W	39	32
1928-29	H	W	37	34
1928-29	A	L	20	38

**BIRMINGHAM COLLEGE (2-0)**

1917-18		W	27	24
1917-18		W	19	11

**BIRMINGHAM HIGH SCHOOL (2-2)**

1909-10	H	W	29	16
1910-11		L	21	28
1911-12		W	31	8
Feb. 7, 1913	A	L	24	34

**BIRMINGHAM-SOUTHERN (22-4)**

1925-26	A	W	32	17
Jan. 8, 1932	A	W	41	23
Jan. 20, 1933	A	L	33	50
Jan. 26, 1934	H	L	22	39
Jan. 26, 1935	H	L	20	37
Feb. 2, 1935	A	L	40	46
Jan. 24, 1936	A	W	26	17
Feb. 28, 1936	N	W	41	22
Jan. 30, 1937	A	W	39	22
Jan. 19, 1938	A	W	49	39
Feb. 18, 1938	A			
Jan. 28, 1939	H	W	50	17
Feb. 11, 1939	H	W	52	35
Dec. 4, 1948	A	W	40	32
Dec. 1, 1949	H	W	79	49
Jan. 4, 1950	A	W	70	48
Nov. 30, 1950	A	W	57	56
Dec. 6, 1950	H	W	69	57
Nov. 29, 1951	A	W	65	59
Dec. 15, 1951	H	W	79	46
Dec. 13, 1952	A	W	87	61
Jan. 6, 1953	H	W	84	59
Dec. 1, 1953	H	W	81	50
Dec. 4, 1953	A	W	93	66
Dec. 4, 1954	H	W	90	77

Dec. 3, 1955	H	W	81	64
Nov. 26, 1985	H	W	61	51

**BIRMINGHAM YMCA (0-2)**

1909-10	A	L	12	23
1910-11		L	27	30

**BOSTON COLLEGE (1-0)**

Dec. 23, 1985	ORL	W	89	85
---------------	-----	---	----	----

**Key to Abbreviation:** ORL—Orlando, Fla.

**BRADLEY (2-0)**

Mar. 17, 1988	ATL*	W	90	86
Dec. 16, 1999	MOB	W	78	64

\*NCAA Tournament

**Key to Abbreviation:**

ATL—Atlanta, Ga.

MOB—Mobile, Ala.

**BRIGHAM YOUNG (1-0)**

Nov. 23, 1998	H	W	62	43
---------------	---	---	----	----

**BUFFALO (1-0)**

Dec. 27, 1969	BHAM	W	84	61
---------------	------	---	----	----

**Key to Abbreviation:** BHAM—Birmingham, Ala.

**BUTLER (2-0)**

Dec. 7, 1974	A	W	74	71
Dec. 1, 1975	H	W	80	69

**CAMP BENNING (6-4)**

Jan. 25, 1919	H	W	68	9
Jan. 17, 1921	A	L	11	19
Feb. 14, 1922	H	L	17	30
1922-23		W	24	19
Jan. 16, 1924		W	42	18
Jan. 13, 1925	H	L	27	36
Feb. 12, 1925	A	W	38	36
1928-29	H	W	40	38
1928-29	A	L	37	43
1930-31		W	54	13

**CAL STATE-CHICO (1-0)**

Dec. 21, 1981	H	W	104	61
---------------	---	---	-----	----

**CAL STATE-FULLERTON (1-0)**

Dec. 28, 1982	SLC	W	69	60
---------------	-----	---	----	----

**Key to Abbreviation:** SLC—Salt Lake City, Utah

**CENTENARY (1-0)**

Dec. 21, 1992	H	W	86	61
---------------	---	---	----	----

**CENTRAL FLORIDA (4-0)**

Dec. 22, 1985	A	W	78	49
Dec. 29, 1988	A	W	95	68
Nov. 14, 1997	A	W	70	63
Nov. 19, 1998	H	W	77	42

**CENTRAL COLLEGE (0-1)**

Jan. 31, 1921	A	L	24	42
---------------	---	---	----	----

**CHARLESTON SOUTHERN (1-0)**

Dec. 30, 2006	H	W	69	53
---------------	---	---	----	----

**CHARLOTTE YMCA (0-1)**

1919-20	A	L	30	36
---------	---	---	----	----

**THE CITADEL (1-1)**

Dec. 1, 1966	A	W	105	83
Dec. 1, 1967	H	L	70	73

**CLEMSON (14-11)**

1919-20	A	W	60	12
Mar. 3, 1921	ATL+	W	45	25
Jan. 21, 1922	H	W	32	19
1922-23		L	19	24
Feb. 3, 1927	H	W	45	26
Feb. 4, 1927	H	W	45	23
Jan. 18, 1928	H	W	56	26
Jan. 19, 1928	H	W	30	23
Feb. 27, 1928	ATL+	W	27	26
Feb. 1, 1929	A	L	20	46
Jan. 10, 1930	H	L	31	39
Jan. 10, 1931	H	W	44	20
Jan. 26, 1931	A	L	33	37



1935-36	H	L	23	33
1935-36	H	L	18	31
Feb. 15, 1937		W	41	33
Feb. 16, 1937		W	33	26
Dec. 17, 1956	CHAR	W	89	64
Dec. 27, 1964	GRE	L	65	77
Dec. 21, 1968	BHAM	W	92	72
Dec. 4, 1969	A	W	61	60
Dec. 30, 1971	GRE	L	67	77
Nov. 30, 1973	A	L	72	87
Dec. 27, 1974	MIN	L	59	63
Mar. 18, 1993	A*	L	72	84

\*National Invitation Tournament  
+Southern Conference Tournament

**Key to Abbreviations:** MIN—Minneapolis, Minn.  
ATL—Atlanta, Ga. BHAM—Birmingham, Ala.  
CHAR—Charlotte, N.C. GRE—Greenville, S.C.

**COLLEGE OF CHARLESTON (2-0)**

Nov. 17, 2003	H*	W	66	62
Dec. 7, 2004	A	W	76	61

\*NABC Classic—Auburn, Ala.

**COASTAL CAROLINA (1-0)**

Dec. 17, 1995	H	W	82	66
---------------	---	---	----	----

**COLORADO (0-1)**

Nov. 29, 1996	HILO	L	OT 72	78
---------------	------	---	-------	----

**Key to Abbreviation:** HILO—Hilo, Hawaii

**COLORADO STATE (2-2)**

Dec. 28, 1948	OKC	L	41	46
Dec. 1, 2003	H	W	84	54
Nov. 30, 2004	H	W	OT 79	76
Nov. 28, 2005	A	L	67	77

**Key to Abbreviation:** OKC—Oklahoma City, Okla.

**COLUMBIA (2-0)**

Dec. 20, 1965	TAM	W	OT 76	75
Dec. 30, 1980	TOL	W	63	55

**Key to Abbreviations:**  
TAM—Tampa, Fla. TOL—Toledo, Ohio

**COLUMBUS COLLEGE (2-0)**

Nov. 28, 1983	H	W	58	54
Nov. 26, 1984	H	W	91	56

**COLUMBUS YMCA (3-12)**

Feb. 7, 1906	H	L	16	18
Feb. 14, 1907	H	W	OT 29	27
Feb. 26, 1907	A	W	16	11
1907-08		L	32	37
Mar. 2, 1908	H	L	19	33
Jan. 8, 1909	H	L	14	41
1909-10	A	L	8	44
1909-10	H	L	16	42
1910-11		L	33	45
1911-12		L	12	19
1912-13	H	L	13	77
Jan. 9, 1914	A	L	3	74
Feb. 14, 1914	H	L	11	41
Feb. 27, 1915	A	L	29	51
Jan. 8, 1924		W	36	19

**CONNECTICUT (0-1)**

Nov. 25, 1989	ANCH	L	81	95
---------------	------	---	----	----

**Key to Abbreviation:** ANCH—Anchorage, Alaska

**COPPIN STATE (1-0)**

Dec. 13, 1999	H	W	63	35
---------------	---	---	----	----

**CREIGHTON (1-1)**

Dec. 28, 1976	LOU	L	76	81
Mar. 16, 2000	MINN*	W	72	69

\*NCAA Tournament  
**Key to Abbreviation:**  
LOU—Louisville, Ky. MINN—Minneapolis, Minn.

**CUMBERLAND (0-1)**

Jan. 23, 1913	H	L	19	35
---------------	---	---	----	----

**DARTMOUTH (1-0)**

Dec. 20, 1969	NASH	W	85	76
---------------	------	---	----	----

**Key to Abbreviation:** NASH—Nashville, Tenn.

**DAVIDSON (1-0)**

Dec. 28, 1951	CHAR	W	66	59
---------------	------	---	----	----

**Key to Abbreviation:** CHAR—Charlotte, N.C.

**DAYTON (0-2)**

Dec. 29, 1965	NO	L	71	85
Dec. 18, 1972	A	L	63	106

**Key to Abbreviation:** NO—New-Orleans, La.

**DELAWARE (2-0)**

Dec. 22, 1984	CHAT	W	95	63
Dec. 20, 2004	CARO	W	74	46

**Key to Abbreviation:** CHAT—Chattanooga, Tenn.  
CARO—Carolina, Puerto Rico (San Juan Shootout)

**DENVER (1-0)**

Dec. 21, 2002	CAG	W	63	58
---------------	-----	---	----	----

**Key to Abbreviation:** CAG—Caguas, Puerto Rico

**DETROIT (1-0)**

Dec. 9, 2000	BHAM	W	75	72
--------------	------	---	----	----

**Key to Abbreviation:** BHAM—Birmingham, Ala.

**DUKE (0-3)**

Dec. 30, 1963	NO	L	67	84
Dec. 26, 1975	A	L	74	85
Dec. 30, 1981	A	L	71	72

**Key to Abbreviation:** NO—New Orleans, La.

**DUQUESNE (2-0)**

Dec. 9, 1989	BHAM	W	79	74
Dec. 13, 1990	A	W	75	71

**Key to Abbreviation:** BHAM—Birmingham, Ala.

**EAST TENNESSEE STATE (1-0)**

Nov. 17, 2006	H	W	64	58
---------------	---	---	----	----

**EASTERN ILLINOIS (1-0)**

Dec. 7, 1972	H	W	82	75
--------------	---	---	----	----

**EASTERN KENTUCKY (3-1)**

Dec. 17, 1955	MONT	L	71	93
Dec. 19, 1983	H	W	100	60
Dec. 15, 1986	A	W	97	82
Dec. 28, 1991	CHAT	W	104	92

**Key to Abbreviation:**  
CHAT—Chattanooga, Tenn. MONT—Montgomery, Ala.

**ECKERD (1-0)**

Dec. 13, 1980	H	W	106	66
---------------	---	---	-----	----

**FAIRLEIGH DICKINSON (1-0)**

Dec. 4, 1976	H	W	86	59
--------------	---	---	----	----

**FLORENCE STATE (3-0)**

Dec. 27, 1958	H	W	104	78
Dec. 1, 1959	H	W	95	69
Jan. 2, 1961	H	W	76	50

**FLORIDA (86-66)**

Jan. 15, 1927	H	W	51	34
Feb. 5, 1927	A	W	40	28
Jan. 13, 1928	A	W	39	23
Jan. 14, 1928	A	W	43	33
Feb. 21, 1928	H	W	50	28
Feb. 22, 1928	H	W	38	29
Jan. 25, 1929	A	L	34	44
Jan. 26, 1929	A	W	39	32
Feb. 18, 1929	H	L	29	46
Feb. 19, 1929	H	W	51	26
Jan. 22, 1932	A	W	43	26
Jan. 23, 1932	A	W	28	21
Feb. 17, 1933	H	W	32	30
Feb. 18, 1933	H	W	16	11
Feb. 17, 1934	A	L	21	39
Feb. 18, 1934	A	W	23	21
Feb. 8, 1935	H	L	25	35
Feb. 9, 1935	H	W	39	34
Feb. 21, 1936	A	W	32	16
Feb. 22, 1936	A	L	13	20
Feb. 12, 1937	H	W	35	34
Feb. 13, 1937	H	W	51	40

Feb. 25, 1938	A	L	34	43
Feb. 26, 1938	A	L	35	51
Feb. 24, 1939	H	W	40	38
Feb. 25, 1939	H	L	25	31
Feb. 23, 1940	H	L	37	42
Feb. 20, 1942	H	W	47	23
Feb. 21, 1942	H	W	38	36
Feb. 12, 1945	A	L	33	58
Feb. 13, 1945	A	W	42	40
Feb. 19, 1945	H	W	43	41
Feb. 20, 1945	H	L	48	62
Jan. 29, 1946	H	W	49	36
Jan. 30, 1946	H	W	51	40
Feb. 8, 1946	A	W	60	53
Feb. 9, 1946	A	L	34	53
Jan. 17, 1947	A	L	32	48
Jan. 18, 1947	A	L	28	39
Feb. 7, 1947	H	L	42	48
Feb. 8, 1947	H	W	36	30
Dec. 12, 1947	A	W	43	41
Dec. 13, 1947	A	L	39	47
Feb. 5, 1948	H	W	53	50
Feb. 6, 1948	H	L	37	39
Jan. 8, 1949	A	L	45	61
Feb. 17, 1949	H	W	44	43
Jan. 14, 1950	H	W	72	46
Feb. 20, 1950	A	L	41	43
Feb. 17, 1951	A	L	61	82
Feb. 23, 1951	H	W	OT 83	77
Jan. 3, 1952	A	L	63	64
Feb. 8, 1952	H	W	61	52
Feb. 4, 1953	H	L	62	66
Feb. 21, 1953	A	L	67	71
Jan. 29, 1954	A	W	83	76
Feb. 13, 1954	H	W	85	65
Jan. 29, 1955	H	W	91	69
Feb. 12, 1955	A	W	70	66
Jan. 2, 1956	H	W	89	77
Feb. 11, 1956	H	W	77	73
Jan. 28, 1957	H	W	76	61
Feb. 9, 1957	A	W	73	70
Jan. 11, 1958	A	L	66	90
Feb. 10, 1958	H	W	76	69
Jan. 10, 1959	A	W	63	54
Feb. 9, 1959	H	W	93	71
Jan. 9, 1960	A	W	73	69
Feb. 8, 1960	H	W	89	51
Jan. 13, 1961	A	L	53	58
Feb. 13, 1961	H	L	60	78
Jan. 13, 1962	A	L	40	43
Feb. 12, 1962	H	W	64	60
Jan. 12, 1963	A	W	81	56
Feb. 11, 1963	H	W	88	59
Jan. 11, 1964	A	L	46	63
Feb. 10, 1964	H	W	79	58
Jan. 9, 1965	H	W	74	63
Feb. 7, 1965	A	W	83	79
Jan. 24, 1966	H	L	64	68
Feb. 9, 1966	A	W	86	66
Jan. 30, 1967	H	W	87	61
Feb. 18, 1967	A	L	59	79
Jan. 29, 1968	A	L	60	65
Feb. 17, 1968	H	W	73	65
Jan. 4, 1969	A	L	59	68
Feb. 8, 1969	H	W	OT 81	80
Jan. 3, 1970	H	W	91	75
Feb. 7, 1970	A	L	68	70
Jan. 2, 1971	A	L	60	66
Feb. 6, 1971	H	W	85	70
Jan. 8, 1972	H	W	79	74
Feb. 12, 1972	A	W	103	100
Jan. 6, 1973	A	L	55	65
Feb. 10, 1973	H	L	OT 74	76
Jan. 14, 1974	H	L	81	92
Feb. 16, 1974	A	L	77	85
Jan. 13, 1975	A	W	84	68
Feb. 15, 1975	H	W	76	75
Jan. 31, 1976	A	W	92	86
Feb. 28, 1976	H	W	89	80
Jan. 22, 1977	H	L	73	77
Feb. 19, 1977	A	L	68	79
Jan. 14, 1978	A	W	81	72
Feb. 11, 1978	H	W	92	84
Jan. 6, 1979	H	W	91	86



Feb. 3, 1979	A	W	OT 93	92
Jan. 5, 1980	H	W	82	62
Feb. 2, 1980	A	L	60	70
Jan. 10, 1981	A	L	59	63
Feb. 7, 1981	H	L	50	55
Mar. 4, 1981	BHAM*	L	OT 48	50
Jan. 9, 1982	H	W	80	60
Feb. 6, 1982	A	L	66	69
Jan. 8, 1983	A	L	75	92
Feb. 5, 1983	H	W	62	54
Jan. 7, 1984	H	W	82	66
Feb. 5, 1984	A	W	67	65
Jan. 5, 1985	H	W	80	74
Feb. 6, 1985	A	W	OT 81	78
Mar. 8, 1985	BHAM*	W	43	42
Jan. 4, 1986	A	L	59	62
Feb. 6, 1986	H	W	67	65
Jan. 31, 1987	H	W	81	68
Feb. 9, 1987	A	W	84	70
Jan. 6, 1988	H	W	72	67
Feb. 6, 1988	A	W	58	57
Jan. 14, 1989	H	L	75	79
Feb. 15, 1989	A	L	79	90
Jan. 13, 1990	A	L	62	84
Feb. 14, 1990	H	W	75	55
Jan. 5, 1991	A	L	82	84
Feb. 6, 1991	H	L	OT 84	87
Feb. 19, 1992	A	L	81	92
Jan. 6, 1993	H	L	73	76
Feb. 2, 1994	A	L	67	68
Jan. 25, 1995	H	W	77	71
Feb. 10, 1996	A	W	73	70
Jan. 11, 1997	H	W	79	65
Feb. 11, 1998	A	L	64	81
Mar. 5, 1998	ATL*	L	64	68
Jan. 16, 1999	H	W	88	69
Feb. 27, 2000	A	L	59	88
Mar. 10, 2000	ATL*	W	78	70
Jan. 24, 2001	H	L	63	65
Feb. 20, 2002	A	L	61	89
Mar. 7, 2002	ATL*	L	63	81
Mar. 1, 2003	H	L	70	73
Jan. 24, 2004	A	L	52	68
Jan. 12, 2005	H	L	OT 84	84
Jan. 14, 2006	A	L	57	69
Jan. 27, 2007	H	L	66	91

\* SEC Tournament

**Key to Abbreviation:**

BHAM—Birmingham, Ala. ATL—Atlanta, Ga.

**Series Notes**

All Games at Auburn: Auburn leads 54-21  
 All Games at BEMC: Auburn leads 20-11  
 Jeff Lebo vs. Florida: 0-3  
 All Games at Florida: Florida leads 42-30  
 All Games at O'Connell Center: Florida leads 14-5  
 Billy Donovan vs. Auburn: 11-2  
 All Games at Neutral Sites: Florida leads 3-2  
 SEC Tournament Games: Florida leads 3-2  
 Current Series Streak: 8 by Florida  
 Longest Auburn Streak: 8 ('53-'54/'56-'57)  
 Longest Florida Streak: 7 (2000-01/2005-06)

**FLORIDA A&M (6-0)**

Dec. 29, 1994	A	W	83	70
Dec. 30, 1995	A	W	84	54
Dec. 28, 1996	A	W	95	57
Dec. 6, 1997	H	W	79	69
Nov. 16, 1998	H	W	94	47
Nov. 17, 2000	H	W	87	52

**FLORIDA ATLANTIC (1-0)**

Feb. 5, 1994	H	W	91	78
--------------	---	---	----	----

**FLORIDA INTERNATIONAL (2-0)**

Dec. 18, 1982	H	W	115	77
Nov. 30, 2001	H	W	67	55

**FLORIDA STATE (21-6)**

Dec. 17, 1958	H	W	95	74
Dec. 29, 1958	A	W	69	62
Dec. 12, 1959	H	W	62	58
Dec. 28, 1959	A	W	76	63
Dec. 10, 1960	H	W	74	57
Jan. 17, 1961	COL	W	74	67

Dec. 9, 1961	H	L	52	56
Dec. 30, 1961	A	W	62	57
Dec. 8, 1962	H	W	65	47
Dec. 21, 1962	A	W	OT 77	70
Dec. 7, 1963	A	L	67	69
Jan. 28, 1964	H	W	63	59
Dec. 5, 1964	H	W	92	68
Jan. 25, 1965	A	L	55	58
Dec. 21, 1965	TAM	W	59	58
Dec. 27, 1965	PENSA	W	80	64
Dec. 27, 1966	MOB	W	67	59
Dec. 4, 1978	H	L	70	71
Feb. 4, 1980	A	L	69	73
Dec. 17, 1980	BHAM	W	78	74
Dec. 19, 1981	A	W	77	76
Dec. 1, 1982	H	W	78	68
Dec. 5, 1983	A	W	76	69
Dec. 3, 1989	A	L	78	82
Dec. 15, 1990	H	W	99	96
Dec. 6, 1998	A	W	80	68
Dec. 5, 1999	H	W	55	54

**Key to Abbreviations:**

BHAM—Birmingham, Ala. COL—Columbus, Ga.  
 MOB—Mobile, Ala. MONT—Montgomery, Ala.  
 TAM—Tampa, Fla. PENSA—Pensacola, Fla.

**FORDHAM (1-0)**

Dec. 30, 1993	TUCS	W	81	60
---------------	------	---	----	----

**Key to Abbreviation:** TUCS—Tucson, Ariz.

**FURMAN (3-1)**

1922-23	L	22	43	
Dec. 29, 1964	A	W	107	86
Dec. 29, 1971	A	W	103	78
Nov. 22, 2004	H	W	85	74

**GARDNER WEBB (1-0)**

Nov. 25, 2005	H	W	70	43
---------------	---	---	----	----

**GEORGETOWN-KY. (1-0)**

Feb. 9, 1928	H	W	41	25
--------------	---	---	----	----

**GEORGE WASHINGTON (0-1)**

Dec. 8, 1979	COL	L	60	71
--------------	-----	---	----	----

**Key to Abbreviation:** COL—Columbia, Mo.

**GEORGIA (85-86)**

1907-08	COL	W	34	20
1908-09	A	L	37	48
1909-10	A	L	35	40
1909-10	H	W	56	21
1910-11	A	L	24	26
1911-12	A	L	19	40
Jan. 10, 1913	A	L	12	92
Mar. 1, 1913	H	L	21	67
Jan. 16, 1914	A	L	16	80
Feb. 28, 1914	H	L	15	46
Feb. 7, 1916	A	L	14	81
Feb. 8, 1916	H	L	18	45
Jan. 19, 1917	A	L	18	90
Jan. 14, 1919	A	W	25	20
Jan. 29, 1919	H	W	35	22
1919-20	A	L	16	31
1919-20	H	W	31	29
Jan. 12, 1921	H	L	22	31
Feb. 5, 1921	A	L	23	29
Mar. 4, 1921	ATL+	L	24	32
1921-22	A	L	15	39
1921-22	H	L	17	31
1922-23	A	L	29	35
1922-23	H	W	45	16
Jan. 30, 1924	H	L	17	32
Feb. 5, 1924	A	L	18	33
Feb. 10, 1925	A	L	17	40
Feb. 17, 1925	H	L	21	37
Feb. 4, 1926	A	L	28	49
Feb. 3, 1928	H	W	28	25
Feb. 2, 1929	A	L	31	39
Mar. 1, 1929	ATL+	L	24	42
Jan. 29, 1930	H	L	35	43
Jan. 23, 1931	A	L	27	30
Feb. 28, 1931	N+	L	27	31
Feb. 15, 1932	H	W	26	24
Feb. 11, 1933	A	L	21	22

Feb. 10, 1934	H	W	30	21
Feb. 5, 1935	A	L	29	33
Feb. 15, 1936	H	W	33	26
Feb. 29, 1936	N*	W	43	26
1936-37	A	L	19	21
Feb. 12, 1938	H	W	34	27
Feb. 4, 1939	A	L	21	43
Feb. 10, 1939	H	W	34	29
Feb. 3, 1940	H	L	28	32
Feb. 9, 1940	H	L	47	48
Feb. 28, 1940	KNOX*	L	41	48
Feb. 8, 1941	H	W	43	39
Feb. 26, 1941	A	L	31	36
Feb. 6, 1942	A	W	32	28
Feb. 13, 1942	H	W	53	41
Feb. 5, 1943	H	W	47	32
Feb. 13, 1943	A	L	31	51
Jan. 18, 1945	A	L	50	59
Feb. 3, 1945	H	L	43	59
1945-46	A	L	37	38
Jan. 21, 1946	H	W	40	37
Jan. 25, 1947	H	L	40	44
1946-47	A	L	45	60
Jan. 16, 1948	H	W	52	41
Feb. 21, 1948	A	L	36	74
Jan. 14, 1949	A	L	52	55
1948-49	H	W	53	47
Feb. 9, 1950	H	W	67	54
Feb. 25, 1950	A	W	55	46
Jan. 13, 1951	H	W	OT 69	68
Jan. 27, 1951	A	W	61	49
Dec. 8, 1951	A	W	62	48
Jan. 26, 1952	H	W	65	51
Dec. 19, 1952	BHAM	W	71	49
Jan. 9, 1953	A	W	64	59
Jan. 21, 1953	H	W	78	69
Dec. 18, 1953	BHAM	W	75	73
Jan. 23, 1954	A	W	81	66
Feb. 15, 1954	H	W	80	61
Jan. 22, 1955	A	L	83	88
Jan. 31, 1955	H	W	78	76
Jan. 21, 1956	A	W	60	59
Feb. 13, 1956	H	W	96	80
Jan. 12, 1957	A	L	72	75
Jan. 26, 1957	H	W	73	66
Jan. 25, 1958	COL	W	90	62
Feb. 8, 1958	H	W	75	73
Jan. 24, 1959	A	W	81	61
Feb. 7, 1959	H	W	95	69
Jan. 23, 1960	A	L	59	68
Feb. 6, 1960	H	W	72	45
Jan. 21, 1961	COL	W	78	68
Feb. 11, 1961	H	W	73	69
Jan. 27, 1962	COL	W	83	47
Feb. 10, 1962	H	W	74	49
Jan. 26, 1963	A	W	78	62
Feb. 9, 1963	H	W	OT 70	67
Jan. 25, 1964	A	W	85	77
Feb. 8, 1964	H	L	67	71
Jan. 23, 1965	H	W	95	65
Feb. 6, 1965	A	L	60	62
Feb. 16, 1966	A	L	74	83
Feb. 23, 1966	H	W	74	63
Jan. 28, 1967	H	W	73	64
Feb. 1, 1967	A	W	62	49
Jan. 27, 1968	A	L	74	76
Jan. 31, 1968	H	W	62	56
Jan. 6, 1969	A	L	69	74
Jan. 20, 1969	H	L	84	85
Jan. 5, 1970	H	L	64	68
Jan. 19, 1970	A	L	67	71
Jan. 4, 1971	A	W	79	58
Jan. 18, 1971	H	L	76	77
Jan. 10, 1972	H	W	99	93
Jan. 24, 1972	A	L	72	79
Jan. 8, 1973	A	L	OT 72	84
Jan. 22, 1973	H	L	64	68
Jan. 28, 1974	A	L	82	85
Mar. 2, 1974	H	W	97	84
Jan. 27, 1975	H	W	65	64
Mar. 1, 1975	A	L	OT 90	93
Jan. 17, 1976	A	W	94	70
Feb. 14, 1976	H	W	88	79
Jan. 10, 1977	A	W	95	71





Feb. 7, 1977	H	W	83	74
Jan. 2, 1978	A	W	76	69
Mar. 4, 1978	H	W	81	80
Jan. 11, 1979	A	W	84	77
Feb. 22, 1979	H	W	73	68
Mar. 1, 1979	BHAM*	W	4OT 95	91
Jan. 19, 1980	H	W	58	53
Feb. 16, 1980	A	W	OT 69	65
Feb. 27, 1980	BHAM*	W	79	71
Jan. 24, 1981	A	L	63	67
Feb. 21, 1981	H	L	65	76
Jan. 23, 1982	H	W	82	74
Feb. 20, 1982	A	L	56	57
Jan. 22, 1983	H	W	66	64
Feb. 19, 1983	A	L	60	67
Jan. 22, 1984	A	L	86	90
Feb. 18, 1984	H	W	81	63
Jan. 19, 1985	A	L	80	97
Feb. 21, 1985	H	L	84	86
Jan. 18, 1986	H	W	84	69
Feb. 19, 1986	A	W	OT 87	86
Jan. 7, 1987	H	W	OT 62	58
Feb. 7, 1987	A	L	71	75
Jan. 13, 1988	A	L	68	87
Feb. 13, 1988	H	W	64	57
Mar. 11, 1988	BR*	L	60	65
Feb. 2, 1989	H	L	62	75
Mar. 4, 1989	A	L	76	80
Jan. 31, 1990	A	L	75	88
Mar. 3, 1990	H	L	79	94
Jan. 23, 1991	A	W	2OT 59	58
Feb. 23, 1991	H	L	77	86
Feb. 1, 1992	H	W	89	84
Feb. 6, 1993	A	L	69	96
Jan. 5, 1994	H	L	OT 80	83
Jan. 21, 1995	A	L	77	83
Jan. 13, 1996	H	W	89	86
Jan. 25, 1997	A	L	48	53
Jan. 3, 1998	H	W	73	62
Jan. 30, 1999	A	W	85	74
Jan. 8, 2000	H	W	67	52
Jan. 10, 2001	A	L	OT 80	85
Feb. 9, 2002	H	W	75	72
Jan. 25, 2003	A	L	79	85
Feb. 7, 2004	H	W	57	54
Mar. 11, 2004	ATL*	L	59	73
Feb. 19, 2005	A	L	45	57
Jan. 28, 2006	H	W	66	65
Feb. 17, 2007	A	L	79	86
Mar. 8, 2007	ATL*	L	65	80

\*SEC Tournament    +Southern Conference Tournament  
**Key to Abbreviations:**    KNOX—Knoxville, Tenn.  
 ATL—Atlanta, Ga.    BHAM—Birmingham, Ala.  
 BR—Baton Rouge, La.    COL—Columbus, Ga.

**Series Notes**

All Games at Auburn: Auburn leads 55-21  
 All Games at BEMC: Auburn leads 21-10  
 Jeff Lebo vs. Georgia: 1-3  
 All Games at Georgia: Georgia leads 58-21  
 All Games at Stegeman Coliseum: Georgia leads 24-10  
 Dennis Felton vs. Auburn: 5-2  
 All Games at Neutral Sites: Auburn leads 9-5  
 SEC Tournament Games: Georgia leads 4-3  
 Current Series Streak: 2 by Georgia  
 Longest Auburn Streak: 13 ('48-'49/'53-'54)  
 Longest Georgia Streak: 9 ('10-'11/'16-'17)

**GEORGIA SOUTHERN (3-0)**

Dec. 21, 1964	H	W	80	64
Dec. 2, 1994	MUN	W	77	45
Dec. 19, 2000	H	W	93	79

MUN—Muncie, Ind. (Cardinal Varsity Club Classic)

**GEORGIA STATE (5-1)**

Nov. 29, 1988	H	W	74	70
Feb. 5, 1990	A	W	79	66
Nov. 26, 1990	H	W	83	65
Dec. 7, 1996	H	W	66	48
Nov. 26, 2002	H	W	100	71
Dec. 22, 2003	H	L	72	77

**GEORGIA TECH (53-61)**

Feb. 17, 1906	A	W	26	6
Feb. 4, 1909	A	W	24	8

Feb. 12, 1913	A	W	36	27
Feb. 22, 1913	H	W	23	19
Feb. 20, 1914	A	L	12	50
Feb. 23, 1914	H	L	6	21
Jan. 22, 1920	A	W	29	24
Mar. 9, 1920	H	W	26	17
Jan. 22, 1921	A	W	30	28
Jan. 28, 1922	A	L	17	35
Feb. 11, 1922	H	W	29	26
Jan. 12, 1923	A	L	17	35
Feb. 23, 1923	H	W	29	26
Jan. 11, 1924	A	L	24	39
Feb. 9, 1924	H	L	18	33
Feb. 29, 1924	ATL*	W	35	29
Jan. 17, 1925	H	L	21	28
Feb. 7, 1925	A	W	15	14
Jan. 9, 1926	H	W	32	28
Feb. 19, 1926	A	L	18	28
Jan. 5, 1927	A	L	OT 20	22
Feb. 12, 1927	H	W	42	24
Jan. 7, 1928	H	W	56	29
Feb. 28, 1928	A	W	30	29
Feb. 6, 1929	A	L	25	42
Feb. 16, 1929	H	L	41	46
Feb. 18, 1930	H	L	34	47
Feb. 19, 1930	A	L	29	40
Jan. 28, 1931	H	L	33	37
Feb. 24, 1931	A	L	22	47
Jan. 12, 1932	H	W	25	22
Feb. 13, 1932	A	L	28	36
Feb. 15, 1933	H	L	20	29
Feb. 20, 1933	A	L	18	29
Jan. 11, 1934	H	L	26	28
Feb. 14, 1934	A	L	20	24
Feb. 6, 1935	A	L	24	25
Feb. 13, 1935	H	L	19	34
Feb. 4, 1936	H	W	31	28
Feb. 19, 1936	A	L	22	46
Feb. 11, 1937	A	L	28	42
Feb. 27, 1937	H	L	33	35
Jan. 28, 1938	A	L		
Feb. 14, 1938	A	L	42	43
Feb. 28, 1938	A	L	32	54
Feb. 22, 1939	H	W	38	24
Feb. 27, 1939	A	W	49	33
Feb. 6, 1940	A	L	31	53
Feb. 21, 1940	H	W	OT 39	38
Feb. 1, 1941	A	L	39	48
Feb. 5, 1941	H	W	51	45
Jan. 31, 1942	A	L	42	48
Feb. 3, 1942	H	W	43	38
Jan. 22, 1943	H	L	32	59
Jan. 30, 1943	A	L	21	53
Jan. 20, 1945	H	L	41	74
Feb. 17, 1945	A	L	39	53
Jan. 4, 1946	A	L	22	45
Jan. 16, 1946	H	L	26	53
Jan. 15, 1947	H	L	42	55
Jan. 29, 1947	A	L	49	65
Jan. 30, 1948	H	W	38	31
Feb. 25, 1948	A	L	43	50
Jan. 11, 1949	H	W	41	33
Feb. 23, 1949	A	L	57	66
Jan. 10, 1950	A	L	49	65
Feb. 22, 1950	H	L	53	61
Jan. 31, 1951	A	L	44	64
Feb. 14, 1951	H	W	75	63
Dec. 29, 1951	CHAR	L	62	79
Jan. 9, 1952	A	L	54	56
Feb. 13, 1952	H	L	50	58
Dec. 10, 1952	H	W	71	61
Jan. 14, 1953	A	L	61	79
Dec. 12, 1953	MONT	W	83	56
Jan. 20, 1954	H	W	80	56
Feb. 8, 1954	A	W	59	53
Jan. 26, 1955	H	L	70	73
Feb. 7, 1955	A	L	67	75
Feb. 7, 1956	H	W	OT 77	74
Jan. 22, 1957	H	L	74	81
Feb. 4, 1957	A	L	OT 67	76
Jan. 22, 1958	A	W	80	72
Feb. 3, 1958	H	W	99	78
Jan. 21, 1959	H	W	66	55
Feb. 3, 1959	A	W	51	40

Jan. 19, 1960	A	W	66	59
Feb. 2, 1960	H	W	48	45
Jan. 24, 1961	H	L	OT 43	48
Feb. 7, 1961	A	W	38	36
Jan. 23, 1962	A	W	52	40
Feb. 5, 1962	H	W	48	39
Jan. 22, 1963	A	L	64	69
Feb. 3, 1964	H	L	57	62
Dec. 1, 1964	A	W	60	52
Feb. 26, 1965	H	L	54	59
Dec. 18, 1965	A	W	79	74
Feb. 19, 1966	H	W	90	73
Dec. 21, 1966	A	L	OT 76	78
Dec. 16, 1967	A	W	63	52
Feb. 24, 1969	H	W	87	85
Jan. 17, 1970	A	L	74	86
Dec. 19, 1970	A	L	76	87
Jan. 14, 1971	A	L	81	90
Dec. 11, 1971	A	W	76	62
Feb. 15, 1972	H	W	91	77
Nov. 25, 1972	A	L	83	90
Feb. 26, 1973	H	W	79	69
Dec. 13, 1973	A	W	88	86
Feb. 27, 1974	H	W	92	70
Jan. 15, 1975	A	W	87	75
Feb. 11, 1976	H	W	72	51
Feb. 1, 1978	A	W	77	72
Dec. 21, 1978	BHAM	W	60	57
Dec. 30, 1987	A	L	72	83

**Key to Abbreviations:** \*Southern Conference Tournament  
 BHAM—Birmingham, Ala.    MONT—Montgomery, Ala.  
 CHAR—Charlotte, N.C.

**GRAMBLING STATE (3-0)**

Dec. 14, 1987	H	W	98	59
Dec. 5, 2000	H	W	104	60
Nov. 29, 2003	HUNTS	W	105	56

**Key to Abbreviations:** HUNTS—Huntsville, Ala.

**GUNTER FIELD (1-1)**

1944-45	L	40	44
1944-45	W	52	39

**HAWAII (1-0)**

Nov. 29, 1998	A*	W	84	57
---------------	----	---	----	----

\* United Airlines Tip-Off Classic (Honolulu, Hawaii)

**HAWAII-HILO (1-0)**

Nov. 30, 1996	A	W	OT 98	92
---------------	---	---	-------	----

**HIGH POINT (1-0)**

Nov. 16, 2001	H	W	63	59
---------------	---	---	----	----

**HOUSTON (1-6)**

Dec. 23, 1961	A	L	49	54
Dec. 29, 1962	NO	W	OT 71	69
Dec. 15, 1964	A	L	48	50
Dec. 30, 1965	NO	L	76	89
Dec. 21, 1970	A	L	76	79
Dec. 1, 1977	H	L	87	88
Dec. 8, 1982	A	L	65	77

**Key to Abbreviation:** NO—New Orleans, La.

**HUNTINGDON (1-0)**

Dec. 3, 1960	H	W	66	44
--------------	---	---	----	----

**ILLINOIS (0-1)**

Dec. 12, 1987	A	L	OT 103	107
---------------	---	---	--------	-----

**ILLINOIS WESLEYAN (1-0)**

1947-48	W	44	42
---------	---	----	----

**INDIANA (0-1)**

Mar. 14, 1987	INDY*	L	90	107
---------------	-------	---	----	-----

\*NCAA Tournament

**Key to Abbreviation:** INDY—Indianapolis, Ind.

**IONA (1-1)**

Dec. 17, 1977	A	L	82	105
Dec. 9, 1978	H	W	74	66

**IOWA STATE (1-1)**

Dec. 28, 1986	ELP	W	89	87
Mar. 18, 2000	MINN*	L	60	79



Administration Tiger Tracks Tiger Records 2006-07 Review 2007-08 Opponents Coaching Staff 2007-08 Tigers 2007-08 Outlook

\*NCAA Tournament

**Key to Abbreviation:**

ELP—El Paso, Texas MINN—Minneapolis, Minn.

**JACKSON STATE (1-0)**

Dec. 17, 1988 H W 74 51

**JACKSONVILLE (3-1)**

Dec. 11, 1965 H W 77 69  
 Dec. 1, 1973 CLEM L 78 90  
 Nov. 26, 1976 BHAM W 92 67  
 Feb. 21, 1977 A W 80 66

**Key to Abbreviations:**

BHAM—Birmingham, Ala. CLEM—Clemson, S.C.

**JACKSONVILLE NAVY (0-2)**

Feb. 9, 1945 A L 43 80  
 Feb. 10, 1945 A L 23 51

**JACKSONVILLE STATE (12-0)**

Dec. 11, 1954 H W 78 67  
 Jan. 28, 1956 H W 73 64  
 Dec. 4, 1956 H W 72 65  
 Dec. 3, 1957 H W 89 50  
 Dec. 2, 1958 H W 111 54  
 Dec. 4, 1961 H W 73 37  
 Dec. 11, 1965 H W 78 50  
 Nov. 30, 1995 H W 91 74  
 Dec. 16, 1997 H W 89 61  
 Nov. 19, 2000 H W 91 51  
 Nov. 18, 2001 H W 75 53  
 Dec. 31, 2005 H W 87 83

**JAMES MADISON (2-1)**

Feb. 12, 1992 H W 87 71  
 Dec. 5, 1992 A L 80 89  
 Nov. 25, 1995 SANJ W 82 71

**Key to Abbreviations:**

SANJ—San Juan, P.R. (Puerto Rico Shootout)

**KANSAS (1-0)**

Mar. 16, 1985 SB\* W 66 64

\*NCAA Tournament

**Key to Abbreviation:** SB—South Bend, Ind.

**KANSAS STATE (0-1)**

Dec. 30, 1994 TAL L 75 78

**Key to Abbreviation:** TAL—Tallahassee, Fla.

**KENTUCKY (17-81)**

Jan. 29, 1921 A L 25 40  
 Feb. 8, 1926 A L 26 35  
 Feb. 28, 1942 LOU\* L 31 40  
 Feb. 28, 1946 LOU\* L 24 69  
 Feb. 28, 1947 LOU\* L 18 84  
 Mar. 4, 1949 LOU\* L 39 70  
 Jan. 5, 1951 A L 35 79  
 Mar. 2, 1951 LOU\* L 54 84  
 Jan. 30, 1952 H L 48 88  
 Feb. 27, 1954 MONT L 79 109  
 Feb. 26, 1955 A L 59 93  
 Feb. 4, 1956 MONT L 81 82  
 Feb. 25, 1957 A L 85 103  
 Feb. 24, 1958 BHAM W 64 63  
 Feb. 21, 1959 A L 56 75  
 Feb. 20, 1960 H W 61 60  
 Feb. 27, 1961 A L 51 77  
 Feb. 26, 1962 H L 60 63  
 Feb. 23, 1963 A L 59 78  
 Feb. 22, 1964 MONT L 79 99  
 Jan. 18, 1965 A L 67 73  
 Feb. 20, 1965 H W 88 69  
 Jan. 29, 1966 A L 78 115  
 Feb. 12, 1966 H L 64 77  
 Jan. 21, 1967 A L 58 60  
 Feb. 27, 1967 H W 60 49  
 Jan. 20, 1968 H W 74 73  
 Feb. 26, 1968 A L 57 89  
 Feb. 3, 1969 A L 93 105  
 Mar. 3, 1969 H L 86 90  
 Feb. 2, 1970 H L 83 84  
 Mar. 2, 1970 A L 81 102  
 Feb. 1, 1971 A L 76 114  
 Mar. 1, 1971 H L 83 102

Feb. 7, 1972 H L 72 78  
 Mar. 6, 1972 A L 67 102  
 Feb. 5, 1973 A L 57 88  
 Mar. 3, 1973 H L 79 91  
 Jan. 12, 1974 A L 58 79  
 Feb. 11, 1974 H W OT 99 97  
 Jan. 11, 1975 H W 90 85  
 Feb. 10, 1975 A L 76 119  
 Jan. 26, 1976 H W OT 91 84  
 Feb. 23, 1976 A L 82 93  
 Jan. 15, 1977 H L 68 75  
 Feb. 12, 1977 A L 82 89  
 Jan. 9, 1978 H L 77 101  
 Feb. 6, 1978 A L 81 104  
 Jan. 25, 1979 H L OT 83 86  
 Jan. 29, 1979 A L 59 66  
 Jan. 2, 1980 A L 65 67  
 Jan. 30, 1980 H L 62 64  
 Feb. 28, 1980 BHAM\* L 61 69  
 Jan. 7, 1981 H L 66 79  
 Feb. 4, 1981 A L 74 102  
 Jan. 6, 1982 A L 71 83  
 Feb. 3, 1982 H W OT 83 81  
 Mar. 4, 1982 A\* L 66 89  
 Jan. 15, 1983 A W 75 67  
 Feb. 12, 1983 H L 69 71  
 Jan. 13, 1984 H W 82 63  
 Feb. 11, 1984 A L 64 84  
 Mar. 10, 1984 NASH\* L 49 51  
 Jan. 2, 1985 A L 61 68  
 Feb. 2, 1985 H L OT 47 49  
 Jan. 6, 1986 H W 60 56  
 Jan. 31, 1986 A L 71 81  
 Jan. 3, 1987 H L 60 63  
 Feb. 4, 1987 A L 71 75  
 Mar. 6, 1987 ATL\* W 79 72  
 Jan. 9, 1988 A W 53 52  
 Feb. 10, 1988 H L 62 69  
 Jan. 25, 1989 A L 76 86  
 Feb. 20, 1989 H W 77 75  
 Jan. 24, 1990 H W 74 70  
 Feb. 24, 1990 A L 95 98  
 Jan. 29, 1991 H L 81 89  
 Mar. 2, 1991 A L 93 114  
 Feb. 8, 1992 H L 67 85  
 Feb. 27, 1993 A L 78 80  
 Jan. 30, 1994 H L 74 91  
 Jan. 4, 1995 A L 64 98  
 Mar. 10, 1995 ATL\* L 81 93  
 Feb. 27, 1996 H L 73 88  
 Jan. 18, 1997 A L 53 77  
 Mar. 7, 1997 MEM\* L 50 92  
 Feb. 25, 1998 H L 58 83  
 Jan. 20, 1999 A L 62 72  
 Mar. 6, 1999 ATL\* L 57 69  
 Jan. 11, 2000 H W 66 63  
 Feb. 28, 2001 A L 78 90  
 Jan. 22, 2002 H L 62 69  
 Jan. 22, 2003 A L 51 67  
 Mar. 15, 2003 NO\* L 58 78  
 Feb. 21, 2004 H L 59 68  
 Feb. 23, 2005 A L 73 81  
 Jan. 24, 2006 H L 62 71  
 Jan. 10, 2007 A L 57 84

\*SEC Tournament

**Key to Abbreviations:**

NO—New Orleans, La.  
 ATL—Atlanta, Ga. BHAM—Birmingham, Ala.  
 LOU—Louisville, Ky. MONT—Montgomery, Ala.  
 NASH—Nashville, Tenn. MEM—Memphis, Tenn.

**Series Notes**

All Games at Auburn: Kentucky leads 25-13  
 All Games at BEMC: Kentucky leads 22-9  
 Jeff Lebo vs. Kentucky: 0-3  
 All Games at Kentucky: Kentucky leads 42-2  
 All Games at Rupp Arena: Kentucky leads 22-2  
 Tubby Smith vs. Auburn: 12-2  
 All Games at Neutral Sites: Kentucky leads 14-2  
 SEC Tournament Games: Kentucky leads 12-1  
 Current Series Streak: 8 by Kentucky  
 Longest Auburn Streak: 2 ('66-'67/'67-'68, '73-'74/'74-'75 and '86-'87/'87-'88)  
 Longest Kentucky Streak: 14 ('89-'90/'98-'99)

**KENTUCKY WESLEYAN (1-0)**

Dec. 6, 1985 BG W 80 71

**Key to Abbreviation:** BG—Bowling Green, Ky.

**LAGRANGE YMCA (0-1)**

1928-29 H L 29 32

**LAMAR (1-0)**

Dec. 22, 1973 ELP W 88 78

**Key to Abbreviation:** ELP—El Paso, Texas

**LANETT ATHLETIC CLUB (1-0)**

Jan. 5, 1935 A W 44 25

**LANETT MILL (2-0)**

Dec. 16, 1938 H W 40 21

Jan. 4, 1939 A W 38 21

**LA SALLE (1-0)**

Nov. 24, 1995 SANJ W 70 60

**Key to Abbreviation:**

SANJ—San Juan, P.R. (Puerto Rico Shootout)

**LIBERTY (1-0)**

Dec. 8, 1995 WACO W 63 58

**Key to Abbreviations:**

WACO—Waco, Texas (Dr. Pepper Invitational)

**LINCOLN MEMORIAL (1-0)**

Dec. 15, 1992 H W 77 51

**LIPSCOMB (1-0)**

Nov. 20, 2005 H W 69 54

**LONG BEACH STATE (1-0)**

Dec. 21, 1979 LAF W 74 69

**Key to Abbreviation:** LAF—Lafayette, La.

**LOUISIANA COLLEGE (1-0)**

Dec. 1, 1992 H W 98 60

**LOUISIANA STATE (57-78)**

Feb. 10, 1912 H W 38 15  
 Feb. 10, 1916 H W 24 23  
 Feb. 13, 1917 H L 13 37  
 Jan. 18, 1918 A L 31 43  
 Jan. 19, 1918 A L 27 34  
 Feb. 13, 1920 H W 33 21  
 Jan. 28, 1929 H L 28 45  
 Jan. 29, 1929 H L 28 65  
 Feb. 7, 1930 A L 27 44  
 Feb. 8, 1930 A L 45 49  
 Feb. 8, 1932 A W 48 34  
 Feb. 9, 1932 A W 34 30  
 Feb. 27, 1932 ATL+ W 30 22  
 Jan. 24, 1933 H L 25 26  
 Jan. 25, 1933 H W 25 24  
 Feb. 24, 1933 ATL\* L 33 57  
 Feb. 5, 1934 A L 17 40  
 Feb. 6, 1934 A L 16 38  
 Feb. 1, 1937 H W 37 24  
 Feb. 2, 1937 H L 34 54  
 Mar. 3, 1938 A\* L 34 60  
 Jan. 5, 1940 A L 39 50  
 Jan. 6, 1940 A W 42 26  
 Feb. 11, 1941 H W 50 49  
 Feb. 16, 1942 A L 49 63  
 Feb. 6, 1943 H L 37 62  
 Feb. 25, 1943 LOU\* L 38 67  
 Feb. 15, 1947 A L 53 76  
 Jan. 23, 1948 H W 51 48  
 Feb. 4, 1950 H W 70 66  
 Feb. 13, 1950 A L 61 76  
 Mar. 3, 1950 LOU\* L 45 73  
 Feb. 5, 1951 H L 74 75  
 Feb. 16, 1952 A L 64 70  
 Feb. 14, 1953 H L 57 65  
 Feb. 20, 1954 A L 59 77  
 Feb. 19, 1955 H W 75 71  
 Feb. 18, 1956 A W 80 71  
 Feb. 16, 1957 H W 99 62  
 Feb. 15, 1958 A W 76 58  
 Feb. 14, 1959 H W 115 67  
 Feb. 13, 1960 A W 63 61  
 Feb. 18, 1961 H W 69 65

Dec. 15, 1962	BHAM	W	67	50
Feb. 17, 1962	A	W	55	50
Feb. 16, 1963	H	W	82	57
Feb. 15, 1964	A	L	66	86
Feb. 13, 1965	H	W	101	60
Jan. 8, 1966	A	W	74	66
Jan. 3, 1967	H	W	70	59
Feb. 8, 1967	A	W	80	63
Jan. 3, 1968	A	L	72	76
Feb. 7, 1968	H	W	74	69
Jan. 11, 1969	H	W	90	71
Feb. 15, 1969	A	L	81	93
Jan. 10, 1970	A	W	79	70
Feb. 16, 1970	H	L	64	70
Jan. 9, 1971	H	L	92	106
Feb. 15, 1971	A	L	94	114
Jan. 15, 1972	A	W	77	73
Feb. 14, 1972	H	W	85	77
Jan. 13, 1973	H	L	60	79
Feb. 12, 1973	A	L	74	76
Jan. 26, 1974	H	L	76	87
Feb. 25, 1974	A	W	96	89
Jan. 25, 1975	A	W	87	78
Feb. 24, 1975	H	W	110	94
Jan. 3, 1976	A	W	102	86
Mar. 6, 1976	H	W	90	80
Jan. 29, 1977	A	L	73	77
Feb. 26, 1977	H	L	76	86
Jan. 23, 1978	A	L	79	90
Feb. 20, 1978	H	L	OT 95	101
Jan. 15, 1979	A	L	82	94
Feb. 12, 1979	H	L	68	78
Jan. 16, 1980	A	L	82	93
Feb. 13, 1980	H	L	44	50
Jan. 21, 1981	H	L	64	74
Feb. 18, 1981	A	L	47	58
Jan. 20, 1982	A	L	68	69
Feb. 17, 1982	H	W	82	72
Jan. 29, 1983	A	W	64	62
Feb. 26, 1983	H	L	61	87
Jan. 27, 1984	H	W	80	78
Feb. 25, 1984	A	L	80	81
Jan. 26, 1985	A	L	62	80
Feb. 27, 1985	H	L	73	78
Mar. 7, 1985	BHAM*	W	58	55
Feb. 4, 1986	H	L	61	63
Feb. 26, 1986	A	W	92	86
Jan. 28, 1987	A	L	73	75
Mar. 1, 1987	H	W	100	62
Feb. 3, 1988	H	L	69	78
Mar. 5, 1988	A	W	89	80
Jan. 7, 1989	A	L	77	104
Feb. 8, 1989	H	L	91	104
Jan. 6, 1990	H	L	70	77
Feb. 7, 1990	A	L	71	82
Mar. 9, 1990	ORL*	W	78	76
Jan. 12, 1991	H	L	84	96
Feb. 13, 1991	A	L	61	98
Mar. 8, 1991	NASH*	W	92	77
Jan. 8, 1992	H	L	70	87
Feb. 22, 1992	A	L	82	99
Jan. 9, 1993	A	L	81	87
Feb. 13, 1993	H	L	73	75
Jan. 8, 1994	A	L	72	83
Feb. 12, 1994	H	W	111	83
Jan. 11, 1995	H	L	73	76
Feb. 25, 1995	A	L	78	89
Jan. 21, 1996	H	W	95	87
Feb. 24, 1996	A	L	67	93
Jan. 22, 1997	A	L	59	75
Feb. 8, 1997	H	W	76	72
Jan. 14, 1998	A	L	54	59
Feb. 14, 1998	H	W	66	44
Jan. 9, 1999	A	W	73	70
Feb. 6, 1999	H	W	80	54
Feb. 9, 2000	A	L	68	83
Mar. 1, 2000	H	L	53	55
Jan. 13, 2001	H	W	85	69
Feb. 10, 2001	A	W	76	65
Jan. 19, 2002	A	L	58	75
Mar. 2, 2002	H	L	54	59
Feb. 8, 2003	H	W	56	54
Feb. 26, 2003	A	L	63	94
Feb. 18, 2004	A	W	80	68

Mar. 6, 2004	H	W	78	66
Feb. 9, 2005	A	L	69	90
Feb. 26, 2005	H	L	64	77
Mar. 11, 2005	ATL*	L	58	89
Feb. 1, 2006	A	L	69	84
Feb. 18, 2006	H	L	61	65
Jan. 13, 2007	A	L	63	65
Feb. 28, 2007	H	W	80	68

+Southern Conference Tournament \*SEC Tournament  
**Key to Abbreviations:** ORL—Orlando, Fla.  
 ATL—Atlanta, Ga. BHAM—Birmingham, Ala.  
 KNOX—Knoxville, Tenn. LOU—Louisville, Ky.

**Series Notes**  
 All Games at Auburn: Series tied 31-31  
 All Games at BEMC: LSU leads 22-17  
 Jeff Lebo vs. LSU: 1-6  
 All Games at LSU: LSU leads 43-20  
 All Games at Maravich Assembly Center: LSU leads 26-10  
 John Brady vs. Auburn: 12-9  
 All Games at Neutral Sites: Auburn leads 5-4  
 SEC Tournament Games: Series tied 4-4  
 Current Series Streak: 1 by Auburn  
 Longest Auburn Streak: 10 ('54-'55/'62-'63)  
 Longest LSU Streak: 11 ('76-'77/'81-'82)

### LOUISIANA-LAFAYETTE (5-3)

Dec. 6, 1961	H	W	62	46
Dec. 10, 1966	H	W	78	68
Dec. 18, 1968	A	L	76	80
Dec. 1, 1978	BHAM	W	83	82
Dec. 22, 1979	A	L	75	92
Dec. 17, 1985	A	L	OT 64	66
Dec. 13, 1986	H	W	107	91
Dec. 4, 2000	H	W	93	86

**Key to Abbreviation:** BHAM—Birmingham, Ala.

### LOUISIANA-MONROE (2-0)

Dec. 15, 1995	H	W	80	71
Nov. 30, 2006	H	W	81	60

### LOUISIANA TECH (5-2)

Dec. 6, 1966	H	W	88	77
Dec. 19, 1968	A	W	97	84
Dec. 1, 1970	H	W	93	87
Dec. 16, 1971	A	L	82	107
Dec. 18, 1992	WILM	W	65	45
Dec. 4, 2001	H	L	66	67
Nov. 27, 2004	H	W	79	67

**Key to Abbreviation:** WILM—Wilmington, N.C.

### LOUISVILLE (1-1)

Mar. 22, 1986	HOU*	L	76	84
Nov. 26, 1995	SANJ	W	82	78

\*NCAA Tournament  
**Key to Abbreviation:** HOU—Houston, Texas SANJ—San Juan, P.R.

### LOYOLA-NEW ORLEANS (1-0)

Dec. 31, 1963	A	W	62	52
---------------	---	---	----	----

### LYNN UNIVERSITY (1-0)

Nov. 26, 1994	H	W	78	70
---------------	---	---	----	----

### MARION (3-1)

Jan. 23, 1913	A	W	26	15
Jan. 21, 1916	H	L	24	27
Feb. 5, 1916	A	W	18	6
Jan. 26, 1917		W	38	18

### MARQUETTE (0-2)

Mar. 15, 1995	H*	L	61	68
Mar. 16, 1998	A*	L	OT 60	75

\* National Invitation Tournament

### MARSHALL (1-0)

Dec. 15, 2001	MOB	W	78	60
---------------	-----	---	----	----

**Key to Abbreviation:** MOB—Mobile, Ala.

### MARYLAND EASTERN SHORE (1-0)

Nov. 23, 2003	H	W	85	61
---------------	---	---	----	----

### MAXWELL FIELD (4-4)

1944-45	L	41	48
1944-45	L	31	72

1945-46	L	41	48	
1945-46	L	35	36	
1946-47	W	65	38	
1946-47	W	57	34	
Dec. 4, 1951	H	W	75	41
Dec. 19, 1951	A	W	63	54

### MCNEESE STATE (2-0)

Nov. 27, 2001	H	W	78	74
Dec. 1, 2005	H	W	91	76

### MEMPHIS (1-0)

Jan. 2, 1953	A	W	78	64
--------------	---	---	----	----

### MERCER (14-15)

Feb. 15, 1906		W	64	8
1906-07		W	48	9
1908-09		W	26	23
1909-10	A	W	38	20
1909-10	H	W	56	19
Jan. 18, 1913	H	W	33	31
Mar. 1, 1913	A	L	19	36
Jan. 31, 1914	H	W	25	23
Feb. 21, 1914	A	L	13	60
Jan. 11, 1921	H	W	OT 36	31
Jan. 13, 1922	A	L	7	31
Feb. 2, 1922	H	L	26	28
Feb. 27, 1923	ATL*	L	24	45
Dec. 18, 1924		L	21	28
Jan. 31, 1925		L	27	38
1928-29	A	L	41	46
1928-29	A	L	29	31
Jan. 13, 1945		L	36	41
Feb. 2, 1945		L	34	40
1946-47		L	54	55
1946-47		L	47	71
Jan. 19, 1948		W	72	53
1947-48		L	46	63
Nov. 29, 1982	H	W	85	76
Dec. 14, 1983	A	W	65	63
Dec. 8, 1984	H	W	70	69
Dec. 16, 1987	H	W	80	48
Dec. 3, 1988	H	W	87	66
Nov. 20, 2000	H	L	88	92

\*Southern Conference Tournament

**Key to Abbreviation:** ATL—Atlanta, Ga.

### MIAMI (FLA.) (1-1)

Dec. 17, 1966	KNOX	L	73	87
Mar. 14, 2001	H*	W	60	58

\*National Invitation Tournament

**Key to Abbreviation:** KNOX—Knoxville, Tenn.

### MICHIGAN (0-1)

Dec. 28, 1993	TUCS	L	81	102
---------------	------	---	----	-----

**Key to Abbreviation:** TUCS—Tucson, Ariz.

### MICHIGAN STATE (0-1)

Nov. 24, 1989	ANCH	L	79	92
---------------	------	---	----	----

**Key to Abbreviation:** ANCH—Anchorage, Alaska

### MIDDLE TENNESSEE STATE (1-0)

Dec. 21, 2004	CARO	W	79	74
---------------	------	---	----	----

**Key to Abbreviation:** CARO—Carolina, Puerto Rico

### MILES (1-0)

Nov. 21, 2006	H	W	79	58
---------------	---	---	----	----

### MISSISSIPPI (68-46)

Feb. 10, 1928	H	L	42	43
Feb. 11, 1928	H	W	58	38
Mar. 2, 1928	ATL**	L	30	31
Jan. 13, 1941	H	W	43	30
Dec. 19, 1941	A	W	34	31
Dec. 13, 1946	A	L	38	58
Jan. 12, 1948	A	W	59	50
Jan. 17, 1949	A	L	43	47
Feb. 28, 1949	H	W	65	61
Dec. 9, 1949	H	W	64	60
Jan. 30, 1950	A	W	77	63
Dec. 9, 1950	H	L	61	65
Jan. 19, 1952	A	L	58	76
Jan. 3, 1953	MEM#	L	55	65
Feb. 11, 1953	H	W	72	65



Jan. 11, 1954	A	W	66	61
Jan. 10, 1955	H	W	85	81
Jan. 9, 1956	A	L	69	76
Jan. 7, 1957	H	W	88	66
Jan. 6, 1958	A	W	71	51
Jan. 5, 1959	H	W	60	47
Jan. 4, 1960	A	L	56	64
Jan. 9, 1961	H	W	51	40
Jan. 8, 1962	A	W	64	58
Jan. 7, 1963	H	W	79	44
Jan. 6, 1964	A	L	OT 58	59
Jan. 4, 1965	A	W	77	53
Jan. 11, 1965	H	W	67	52
Feb. 5, 1966	A	W	70	55
Feb. 26, 1966	H	W	86	74
Jan. 7, 1967	A	W	67	56
Feb. 20, 1967	H	W	86	67
Jan. 6, 1968	H	W	90	71
Feb. 19, 1968	A	L	56	57
Dec. 14, 1968	A	W	75	64
Mar. 8, 1969	H	W	80	70
Dec. 13, 1969	H	W	91	77
Mar. 7, 1970	A	W	67	66
Dec. 12, 1970	A	L	96	108
Mar. 6, 1971	H	W	86	85
Jan. 3, 1972	H	L	65	69
Mar. 9, 1972	A	L	83	89
Jan. 2, 1973	A	W	66	58
Mar. 8, 1973	H	W	77	73
Jan. 7, 1974	A	L	65	93
Feb. 9, 1974	H	W	85	75
Jan. 6, 1975	H	W	104	86
Feb. 8, 1975	A	L	70	72
Jan. 5, 1976	A	W	72	66
Mar. 8, 1976	H	W	103	88
Jan. 31, 1977	A	W	72	65
Feb. 28, 1977	H	W	97	84
Jan. 21, 1978	A	L	75	84
Feb. 18, 1978	H	W	92	67
Jan. 13, 1979	A	L	62	77
Feb. 10, 1979	H	W	2OT 56	54
Dec. 5, 1979	H	W	76	73
Jan. 26, 1980	A	L	54	71
Jan. 3, 1981	A	L	45	46
Jan. 31, 1981	H	L	58	61
Jan. 2, 1982	H	W	75	71
Jan. 30, 1982	A	L	57	64
Jan. 31, 1983	A	L	48	61
Mar. 1, 1983	H	W	82	59
Jan. 31, 1984	H	W	60	50
Feb. 27, 1984	A	L	71	72
Jan. 24, 1985	H	W	93	73
Feb. 23, 1985	A	W	69	57
Mar. 6, 1985	BHAM*	W	68	60
Jan. 22, 1986	A	W	73	61
Feb. 22, 1986	H	W	75	73
Jan. 24, 1987	H	W	85	61
Feb. 25, 1987	A	L	67	73
Jan. 30, 1988	A	L	66	69
Mar. 2, 1988	H	W	92	76
Jan. 18, 1989	H	L	64	65
Feb. 18, 1989	A	L	77	80
Mar. 9, 1989	KNOX*	L	68	80
Jan. 17, 1990	A	L	72	80
Feb. 17, 1990	H	W	95	84
Jan. 9, 1991	A	W	62	60
Feb. 9, 1991	H	W	72	69
Jan. 13, 1992	A	W	96	83
Feb. 29, 1992	H	W	110	84
Feb. 3, 1993	A	W	85	74
Feb. 24, 1993	H	W	83	73
Jan. 19, 1994	A	L	2OT 85	88
Mar. 2, 1994	H	L	62	68
Jan. 8, 1995	H	W	88	74
Feb. 4, 1995	A	L	75	77
Jan. 24, 1996	A	L	69	82
Feb. 21, 1996	H	W	69	62
Feb. 1, 1997	A	L	46	57
Mar. 1, 1997	H	L	63	71
Jan. 31, 1998	H	W	68	67
Feb. 28, 1998	A	L	67	74
Jan. 13, 1999	A	W	74	59
Feb. 9, 1999	H	W	95	66
Jan. 22, 2000	A	L	OT 77	79

Feb. 19, 2000	H	W	75	72
Feb. 3, 2001	H	L	70	74
Feb. 24, 2001	A	L	62	64
Jan. 9, 2002	A	L	65	69
Feb. 13, 2002	H	W	65	62
Feb. 5, 2003	H	W	77	71
Feb. 22, 2003	A	W	80	75
Jan. 10, 2004	H	W	80	53
Feb. 14, 2004	A	L	68	72
Jan. 15, 2005	H	L	72	79
Feb. 2, 2005	A	L	55	70
Feb. 8, 2006	H	W	58	50
Feb. 25, 2006	A	W	58	54
Feb. 3, 2007	H	L	59	82
Mar. 3, 2007	A	L	79	83

\*\*Southern Conference Tournament  
 \*SEC Tournament # Memphis Invitational  
**Key to Abbreviations:**  
 ATL—Atlanta, Ga. BHAM—Birmingham, Ala.  
 KNOX—Knoxville, Tenn. MEM—Memphis, Tenn.  
**Series Notes**  
 All Games at Auburn: Auburn leads 45-10  
 All Games at BEMC: Auburn leads 31-8  
 Jeff Lebo vs. Ole Miss: 2-4  
 All Games at Ole Miss: Ole Miss leads 33-22  
 All Games at Tad Smith Coliseum: Ole Miss leads 27-14  
 Andy Kennedy vs. Auburn: 2-0  
 All Games at Neutral Sites: Ole Miss leads 3-1  
 SEC Tournament Games: Series tied 1-1  
 Current Series Streak: 2 by Ole Miss  
 Longest Auburn Streak: 7 ('64-'65/'67-'68, '89-'90/'92-'93)  
 Longest Ole Miss Streak: 4 ('88-'89/'89-'90)

MISSISSIPPI COLLEGE (1-1)				
Feb. 2, 1939	H	L	44	59
Nov. 30, 1981	H	W	88	54

MISSISSIPPI STATE (67-60)				
Jan. 22, 1915	A	L	16	44
Jan. 23, 1915	A	L	11	32
Feb. 22, 1915	H	W	19	18
Feb. 23, 1915	H	W	21	17
Jan. 10, 1927	H	L	31	34
Jan. 11, 1927	H	W	27	24
Mar. 1, 1928	ATL#	W	42	34
Feb. 3, 1941	H	L	44	48
Dec. 18, 1941	A	W	39	29
Feb. 14, 1942	H	L	40	41
Dec. 11, 1942	A	L	35	41
Dec. 12, 1942	A	L	26	36
Dec. 17, 1942	H	L	37	38
Dec. 18, 1942	H	L	40	44
Dec. 10, 1945	H	W	55	47
Dec. 11, 1945	H	W	37	26
Feb. 15, 1946	A	W	40	30
Feb. 16, 1946	A	L	31	39
Dec. 14, 1946	A	L	35	61
Dec. 6, 1947	H	L	35	49
Dec. 11, 1948	H	L	53	54
Jan. 18, 1949	A	L	43	47
Jan. 12, 1950	A	W	65	64
Feb. 1, 1950	H	W	65	60
Feb. 24, 1951	H	W	92	85
Jan. 18, 1952	A	W	68	61
Jan. 31, 1953	H	W	82	60
Jan. 2, 1954	BHAM	W	76	75
Jan. 9, 1954	A	L	74	79
Jan. 8, 1955	H	W	79	58
Jan. 7, 1956	A	W	81	68
Jan. 5, 1957	H	W	86	66
Dec. 14, 1958	BHAM	L	37	52
Jan. 4, 1958	A	L	42	70
Jan. 3, 1959	H	W	67	66
Jan. 2, 1960	A	W	64	48
Jan. 7, 1961	H	L	48	56
Jan. 6, 1962	A	L	48	51
Jan. 5, 1963	H	L	53	62
Jan. 4, 1964	A	W	OT 64	63
Jan. 2, 1965	A	W	71	70
Jan. 3, 1966	H	L	72	83
Jan. 9, 1967	A	L	OT 54	59
Feb. 13, 1967	H	W	68	57
Jan. 8, 1968	H	L	62	66
Feb. 12, 1968	A	W	74	72

Dec. 16, 1968	A	L	59	65
Feb. 12, 1969	H	W	87	68
Dec. 15, 1969	H	W	94	66
Feb. 11, 1970	A	W	OT 71	69
Dec. 14, 1970	A	W	73	70
Feb. 10, 1971	H	W	92	68
Dec. 13, 1971	H	W	85	75
Feb. 21, 1972	A	L	60	62
Jan. 15, 1973	H	W	82	77
Feb. 19, 1973	A	L	87	94
Jan. 21, 1974	A	W	87	81
Feb. 23, 1974	H	L	60	67
Jan. 20, 1975	H	W	98	89
Feb. 22, 1975	A	W	78	74
Jan. 12, 1976	H	W	75	70
Feb. 9, 1976	A	L	74	75
Jan. 5, 1977	H	L	79	81
Mar. 7, 1977	A	L	75	89
Jan. 30, 1978	H	W	85	74
Feb. 27, 1978	A	L	OT 82	83
Jan. 22, 1979	H	L	72	74
Feb. 19, 1979	A	L	66	73
Jan. 12, 1980	H	W	77	67
Feb. 9, 1980	A	L	72	76
Jan. 17, 1981	A	L	61	69
Feb. 14, 1981	H	W	66	55
Jan. 16, 1982	H	W	62	49
Feb. 13, 1982	A	L	45	59
Mar. 3, 1982	LEX*	W	OT 38	36
Jan. 3, 1983	H	W	77	66
Mar. 3, 1983	A	L	53	69
Dec. 22, 1983	A	W	73	55
Mar. 1, 1984	H	W	68	53
Jan. 12, 1985	H	W	62	53
Feb. 13, 1985	A	L	65	82
Jan. 11, 1986	A	W	72	56
Feb. 12, 1986	H	W	69	64
Mar. 6, 1986	LEX*	L	63	65
Jan. 10, 1987	A	W	66	52
Feb. 12, 1987	H	W	59	45
Jan. 16, 1988	H	W	65	57
Feb. 17, 1988	A	W	77	61
Jan. 11, 1989	A	L	56	69
Feb. 11, 1989	H	W	70	68
Jan. 10, 1990	H	W	93	71
Feb. 10, 1990	A	W	77	74
Jan. 26, 1991	H	L	64	84
Feb. 27, 1991	A	L	76	94
Jan. 29, 1992	H	L	72	75
Mar. 4, 1992	A	L	70	77
Jan. 3, 1993	A	L	71	77
Feb. 17, 1993	H	W	83	77
Jan. 12, 1994	H	L	OT 86	91
Feb. 19, 1994	A	W	76	65
Feb. 11, 1995	A	W	70	69
Mar. 1, 1995	H	W	76	69
Feb. 4, 1996	H	L	OT 75	78
Mar. 2, 1996	A	L	51	67
Mar. 8, 1996	NO*	L	58	69
Feb. 5, 1997	H	W	81	68
Feb. 26, 1997	A	W	68	64
Jan. 28, 1998	A	W	69	66
Feb. 7, 1998	H	W	OT 68	66
Jan. 27, 1999	H	W	64	54
Feb. 27, 1999	A	W	76	73
Jan. 16, 2000	A	W	51	45
Jan. 29, 2000	H	W	73	57
Jan. 31, 2001	H	W	60	56
Feb. 17, 2001	A	L	74	85
Jan. 30, 2002	H	L	64	72
Feb. 16, 2002	A	L	53	89
Feb. 19, 2003	H	L	46	63
Mar. 8, 2003	A	L	45	67
Jan. 31, 2004	H	L	68	73
Mar. 2, 2004	A	L	91	105
Jan. 5, 2005	A	L	53	90
Feb. 5, 2005	H	W	90	76
Feb. 4, 2006	A	L	53	71
Feb. 22, 2006	H	W	75	71
Jan. 20, 2007	A	L	76	87
Feb. 10, 2007	H	L	83	91

#Southern Conference Tournament \*SEC Tournament  
**Key to Abbreviations:**  
 ATL—Atlanta, Ga. BHAM—Birmingham, Ala.



LEX—Lexington, Ky. NO—New Orleans, La.

**Series Notes**

All Games at Auburn: Auburn leads 40-21  
All Games at BEMC: Auburn leads 28-11  
Jeff Lebo vs. Miss. State: 2-4  
All Games at Miss. State: Miss. State leads 36-24  
All Games at Humphrey Coliseum: Miss. State leads 21-11  
Rick Stansbury vs. Auburn: 11-7  
All Games at Neutral Sites: Series tied 3-3  
SEC Tournament Games: Miss. State leads 2-1  
Current Series Streak: 2 by Miss. State  
Longest Auburn Streak: 9 ('96-'97/'00-'01)  
Longest Miss. State Streak: 8 ('00-'01/'04-'05)

**MOBILE YMCA (1-1)**

Feb. 26, 1915	H	W	29	22
Jan. 28, 1926	A	L	17	19

**MONTANA (1-0)**

Dec. 10, 2003	H	W	73	51
---------------	---	---	----	----

**MONTGOMERY YMCA (14-3)**

Feb. 7, 1906	H	W	29	12
Feb. 5, 1908	A	W	25	18
1907-08	A	L	21	27
Feb. 22, 1908	H	L	27	31
1909-10	H	W	24	16
1909-10	A	W	26	17
Feb. 8, 1913	H	W	39	23
Jan. 24, 1914	H	W	24	20
Jan. 21, 1916	H	L	16	29
Feb. 10, 1916	H	W	58	18
Jan. 31, 1917	W	W	43	25
Jan. 11, 1919	H	W	59	10
1919-20	H	W	55	19
1919-20	A	W	38	19
1922-23	W	W	37	22
Jan. 28, 1925	H	W	34	12
1927-28	H	W	38	12

**MOUNT ST. MARY'S (1-0)**

Nov. 26, 1988	H	W	89	83
---------------	---	---	----	----

**MURRAY STATE (2-0)**

Dec. 21, 1996	BHAM	W	86	72
Dec. 14, 2002	H	W	72	53

**Key to Abbreviations:** BHAM—Birmingham, Ala.

**NASHVILLE ATHLETIC CLUB (1-0)**

1910-11	W	36	34
---------	---	----	----

**NAVY (5-1)**

Dec. 18, 1959	BHAM	L	61	68
Dec. 28, 1974	MINN	W	73	69
Dec. 16, 1978	STP	W	63	57
Dec. 28, 1989	PEN	W	75	61
Dec. 30, 1997	H	W	70	54
Dec. 19, 1998	A	W	88	70

**Key to Abbreviations:**

BHAM—Birmingham, Ala. MINN—Minneapolis, Minn.  
PEN—Pensacola, Fla. STP—St. Petersburg, Fla.

**NEHI REDS (1-0)**

Dec. 17, 1938	H	W	41	36
---------------	---	---	----	----

**UNLV (1-4)**

Mar. 20, 1986	HOU*	W	70	63
Feb. 1, 1987	H	L	85	104
Dec. 17, 1991	A	L	82	85
Dec. 20, 2003	A+	L	69	82
Dec. 12, 2004	H	L	OT87	91

\*NCAA Tournament +Las Vegas Showdown  
**Key to Abbreviation:** HOU—Houston, Texas

**NEWBERRY (1-0)**

Feb. 24, 1922	ATL*	W	32	21
---------------	------	---	----	----

\*Southern Conference Tournament

**Key to Abbreviation:** ATL—Atlanta, Ga.

**NEW ORLEANS (1-0)**

Jan. 2, 2004	H	W	70	55
--------------	---	---	----	----

**NICHOLLS STATE (3-1)**

Nov. 30, 1993	H	L	76	79
---------------	---	---	----	----

Nov. 17, 1997	H	W	96	75
Nov. 24, 2004	H	W	92	78
Nov. 28, 2006	H	W	92	87

**NORFOLK STATE (1-0)**

Dec. 29, 1995	TALL	W	92	56
---------------	------	---	----	----

**Key to Abbreviations:** TALL—Tallahassee, Fla.

**NORTH CAROLINA (0-4)**

Feb. 27, 1922	ATL*	L	27	32
Feb. 26, 1927	ATL*	L	15	28
Feb. 28, 1932	ATL*	L	31	52
Mar. 22, 1985	BHAM**	L	56	62

\*Southern Conference Tournament

\*\*NCAA Tournament

**Key to Abbreviations:**

ATL—Atlanta, Ga. BHAM—Birmingham, Ala.

**NORTH CAROLINA STATE (3-4)**

Feb. 5, 1926	A	L	36	43
Feb. 26, 1926	ATL*	L	26	32
Jan. 12, 1931	H	W	OT 30	28
Feb. 26, 1932	ATL*	W	34	33
Dec. 17, 1969	A	L	69	76
Dec. 5, 1970	H	W	91	85
Dec. 27, 1975	A	L	74	79

\*Southern Conference Tournament

**Key to Abbreviation:** ATL—Atlanta, Ga.

**NORTH CAROLINA-ASHEVILLE (2-0)**

Dec. 3, 1998	H	W	91	60
Dec. 20, 2001	H	W	83	38

**NORTH CAROLINA-WILMINGTON (1-1)**

Dec. 19, 1992	A	L	80	91
Nov. 28, 1993	H	W	94	75

**NORTH TEXAS (1-0)**

Jan. 2, 2003	H	W	90	65
--------------	---	---	----	----

**OGLETHORPE (4-0)**

Jan. 28, 1938	H	W	46	43
Jan. 29, 1938	H	W	49	14
Feb. 12, 1948	H	W	55	23
Feb. 13, 1948	H	W	65	31

**OHIO U. (1-0)**

Dec. 8, 1990	H	W	75	65
--------------	---	---	----	----

**OHIO STATE (0-1)**

Mar. 18, 1999	KNOX*	L	64	72
---------------	-------	---	----	----

\*NCAA Tournament

**Key to Abbreviation:** KNOX—Knoxville, Tenn.

**OKLAHOMA (1-1)**

Dec. 15, 1978	STP	W	78	70
Mar. 19, 1988	ATL*	L	87	107

\*NCAA Tournament

**Key to Abbreviations:**

ATL—Atlanta, Ga. STP—St. Petersburg, Fla.

**OKLAHOMA CITY (0-2)**

Dec. 20, 1955	A	L	58	76
Dec. 28, 1967	A	L	68	78

**OKLAHOMA STATE (2-1)**

Dec. 10, 1977	HUNT	W	112	94
Mar. 13, 1999	INDY*	W	81	74
Nov. 24, 2006	SOPAD	L	65	66

\*NCAA Tournament

**Key to Abbreviation:** HUNT—Huntington, W. Va.

INDY—Indianapolis, Ind.

SOPAD—South Padre Island, Texas

**OLD DOMINION (2-1)**

Dec. 30, 1970	A	L	76	89
Dec. 28, 1992	H	W	96	85
Dec. 18, 1993	A	W	101	87

**ORAL ROBERTS (1-1)**

Feb. 13, 1978	H	W	82	78
Jan. 8, 1979	A	L	62	63

**OREGON (1-0)**

Dec. 16, 2000	LASV	W	OT 101	97
---------------	------	---	--------	----

**Key to Abbreviation:** LASV—Las Vegas, Nev.

**PARATROOPER INFANTRY 507 (0-1)**

Jan. 15, 1943	H	L	30	40
---------------	---	---	----	----

**PENNSYLVANIA (1-0)**

Dec. 11, 1999	BHAM	W	77	70
---------------	------	---	----	----

**Key to Abbreviation:** BHAM—Birmingham, Ala.

**PEPPERDINE (1-1)**

Dec. 12, 1997	PROVO	L	55	62
Dec. 22, 1999	SANJ	W	87	76

**Key to Abbreviation:**

PROVO—Provo, Utah SANJ—San Juan, P.R.

**PITTSBURGH (0-2)**

Dec. 4, 2005	A	L	41	78
Dec. 3, 2006	H	L	66	74

**PROVIDENCE (1-0)**

Nov. 26, 2000	KC	W	80	69
---------------	----	---	----	----

**Key to Abbreviation:** KC—Kansas City, Mo.

**PUERTO RICO- MAYAGUEZ (2-0)**

Dec. 20, 1999	A	W	109	52
Dec. 20, 2002	A	W	94	64

**PURDUE (1-1)**

Mar. 14, 1985	SB*	W	59	58
Mar. 20, 2001	A+	L	61	79

\*NCAA Tournament +National Invitation Tournament

**Key to Abbreviation:** SB—South Bend, Ind.

**RADFORD (1-0)**

Dec. 12, 1984	H	W	79	57
---------------	---	---	----	----

**RICE (3-1)**

Dec. 21, 1955	A	L	2OT 80	82
Dec. 8, 1956	BHAM	W	88	68
Dec. 17, 1964	A	W	94	71
Dec. 2, 1965	H	W	91	74

**Key to Abbreviation:** BHAM—Birmingham, Ala.

**RICHMOND (2-1)**

Dec. 1, 1976	H	W	86	63
Dec. 12, 1978	A	W	84	72
Mar. 15, 1984	CHAR*	L	71	72

\*NCAA Tournament

**Key to Abbreviation:** CHAR—Charlotte, N.C.

**ROBERT MORRIS (1-0)**

Nov. 24, 2000	KC	W	89	71
---------------	----	---	----	----

**Key to Abbreviation:** KC—Kansas City, Mo.

**RUTGERS (4-1)**

Dec. 19, 1967	TAM	W	70	62
Dec. 29, 1976	LOU	W	78	75
Nov. 27, 1998	HONO	W	70	55
Nov. 24, 2001	A	L	56	57
Dec. 8, 2002	H	W	82	70

**Key to Abbreviations:**

LOU—Louisville, Ky. TAM—Tampa, Fla.

HONO—Honolulu, Hawaii

**ST. BONAVENTURE (0-1)**

Dec. 18, 1967	TAM	L	73	77
---------------	-----	---	----	----

**Key to Abbreviation:** TAM—Tampa, Fla.

**ST. JOHN'S (1-0)**

Mar. 16, 1986	LB*	W	81	65
---------------	-----	---	----	----

\*NCAA Tournament

**Key to Abbreviation:** LB—Long Beach, Calif.

**SAINT JOSEPH'S (PA.) (2-0)**

Dec. 18, 1956	CHAR	W	66	64
Mar. 21, 2003	TAM*	W	OT 65	63

\*NCAA Tournament

**Key to Abbreviation:** CHAR—Charlotte, N.C. TAM—Tampa, Fla.

**ST. LOUIS (1-0)**

Dec. 19, 1969	NASH	W	70	66
---------------	------	---	----	----

**Key to Abbreviation:** NASH—Nashville, Tenn.

2007-08 Outlook  
2007-08 Tigers  
Coaching Staff  
2007-08 Opponents  
2006-07 Review  
Tiger Records  
AU Hoop History  
Tiger Tracks  
Administration

# TIGERS



Administration  
 Tiger Tracks  
 AU Hoop History  
 Tiger Records  
 2006-07 Review  
 2007-08 Opponents  
 Coaching Staff  
 2007-08 Tigers  
 2007-08 Outlook

**SAMFORD (FORMERLY HOWARD) (22-1)**

Dec. 6, 1925	A	W	32	16
Jan. 11, 1926	H	W	35	21
Jan. 27, 1940	H	L	33	37
Feb. 10, 1941	H	W	35	21
Feb. 28, 1948	H	W	33	32
Dec. 3, 1948	A	W	57	30
Dec. 2, 1949	A	W	59	36
Dec. 10, 1949	H	W	73	49
Dec. 1, 1950	A	W	70	57
Dec. 13, 1950	H	W	70	53
Nov. 30, 1951	A	W	69	39
Dec. 5, 1951	H	W	88	51
Dec. 2, 1952	H	W	80	52
Dec. 6, 1952	A	W	80	74
Dec. 5, 1953	A	W	OT 70	63
Jan. 5, 1954	H	W	84	56
Jan. 5, 1955	H	W	98	77
Dec. 10, 1955	H	W	97	54
Jan. 2, 1957	H	W	101	70
Dec. 30, 1957	H	W	106	47
Dec. 7, 1959	H	W	104	57
Dec. 4, 1962	H	W	69	50
Dec. 3, 1963	H	W	102	44

**SAN DIEGO (1-0)**

Mar. 12, 1987	INDY*	W	62	61
---------------	-------	---	----	----

\*NCAA Tournament  
**Key to Abbreviation:** INDY—Indianapolis, Ind.

**SAN JOSE STATE (1-0)**

Dec. 11, 1987	CHAM	W	70	65
---------------	------	---	----	----

**Key to Abbreviation:** CHAM—Champaign, Ill.

**SELMA YMCA (1-0)**

Jan. 24, 1913	A	W	29	15
---------------	---	---	----	----

**SEWANEE (26-1)**

Feb. 11, 1927	H	W	46	15
Feb. 18, 1927	A	W	35	28
Jan. 10, 1935	A	L	18	19
Feb. 14, 1935	H	W	28	13
Feb. 15, 1935	H	W	33	24
Jan. 10, 1936	A	W	25	23
Jan. 11, 1936	A	W	34	25
Feb. 10, 1936	H	W	41	31
Feb. 11, 1936	H	W	42	18
Jan. 15, 1937	A	W	41	34
Jan. 16, 1937	A	W	34	29
Feb. 8, 1937	H	W	39	32
Feb. 9, 1937	H	W	36	16
Jan. 14, 1938	A	W	36	31
Jan. 15, 1938	A	W	38	19
Jan. 13, 1939	H	W	41	31
Jan. 14, 1939	H	W	38	27
Feb. 17, 1939	A	W	34	27
Feb. 18, 1939	A	W	39	28
Jan. 12, 1940	A	W	51	32
Jan. 13, 1940	A	W	64	32
Feb. 16, 1940	H	W	46	30
Feb. 17, 1940	H	W	63	34
Jan. 10, 1941	H	W	36	24
Jan. 11, 1941	H	W	39	25
Feb. 14, 1941	A	W	39	28
Feb. 15, 1941	A	W	46	31

**SLIPPERY ROCK (1-0)**

Dec. 20, 1991	PEN	W	93	66
---------------	-----	---	----	----

**Key to Abbreviation:** PEN—Pensacola, Fla.

**SOUTH ALABAMA (5-4)**

Dec. 1, 1972	H	L	64	68
Dec. 9, 1983	A	L	73	95
Nov. 27, 1987	BHAM	W	120	67
Dec. 21, 1991	PEN	L	87	107
Dec. 12, 1995	A	W	59	50
Dec. 18, 1996	H	W	60	51
Dec. 1, 2000	H	L	66	68
Dec. 18, 2001	H	W	73	58
Dec. 6, 2006	H	W	82	71

**Key to Abbreviation:**  
 BHAM—Birmingham, Ala.      PEN—Pensacola, Fla.

**SOUTH CAROLINA (17-11)**

Feb. 11, 1930	H	W	30	22
Jan. 6, 1931	H	W	39	21
Jan. 24, 1931	A	W	36	16
Jan. 8, 1935	A	L	34	35
Jan. 9, 1935	A	L	26	42
Dec. 29, 1951	CHAR	L	67	70
Nov. 30, 1968	A	L	49	51
Dec. 1, 1969	H	L	64	86
Dec. 3, 1970	A	L	69	86
Dec. 1, 1971	H	L	63	84
Jan. 22, 1992	H	W	85	68
Jan. 16, 1993	A	W	83	81
Feb. 16, 1994	H	W	88	70
Feb. 15, 1995	A	W	80	78
Mar. 9, 1995	ATL*	W	81	66
Feb. 7, 1996	H	W	84	73
Jan. 4, 1997	A	L	56	66
Jan. 24, 1998	H	L	56	61
Feb. 3, 1999	A	W	76	48
Jan. 19, 2000	H	W	65	61
Mar. 11, 2000	ATL*	W	OT 77	72
Jan. 20, 2001	A	W	60	57
Feb. 23, 2002	H	W	50	46
Jan. 15, 2003	A	W	67	60
Jan. 14, 2004	H	L	OT 51	53
Feb. 12, 2005	A	W	74	71
Mar. 4, 2006	H	L	63	67
Jan. 31, 2006	A	W	80	75

\* SEC Tournament  
**Key to Abbreviation:** CHAR—Charlotte, N.C.

**Series Notes**

All Games at Auburn: Auburn leads 7-5  
 All Games at BEMC: Series tied 5-5  
 Jeff Lebo vs. South Carolina: 3-1 (2-1 coaching Auburn)  
 All Games at South Carolina: Auburn leads 8-5  
 All Games at Colonial Center: Auburn leads 3-0  
 Dave Odom vs. Auburn: 2-4  
 All Games at Neutral Sites: Auburn leads 2-1  
 SEC Tournament Games: Auburn leads 2-0  
 Current Series Streak: 1 by Auburn  
 Longest Auburn Streak: 6 ('91-'92/'95-'96;'98-'99/'02-'03)  
 Longest South Carolina Streak: 7 ('34-'35/'71-'72)

**SOUTH CAROLINA STATE (1-0)**

Dec. 4, 2002	H	W	85	65
--------------	---	---	----	----

**SOUTH FLORIDA (4-0)**

Dec. 2, 1974	H	W	77	52
Dec. 13, 1975	A	W	79	78
Dec. 3, 1977	H	W	71	54
Dec. 15, 1979	A	W	74	56

**SOUTHEASTERN LOUISIANA (3-0)**

Nov. 13, 1998	H	W	114	60
Dec. 2, 2002	H	W	77	47
Dec. 14, 2005	H	W	66	51

**SOUTHERN CAL. (0-2)**

Dec. 15, 1972	A	L	66	73
Dec. 29, 1977	NO	L	74	85

**Key to Abbreviation:** NO—New Orleans, La.

**SOUTHERN COLLEGE (FLA.) (2-0)**

1927-28	H	W	51	18
1928-29	H	W	33	29

**SOUTHERN ILLINOIS (1-0)**

Dec. 9, 1977	HUNT	W	66	65
--------------	------	---	----	----

**Key to Abbreviation:** HUNT—Huntington, W. Va.

**SOUTHERN ILLINOIS-EDWARDSVILLE (1-0)**

Nov. 25, 1991	H	W	109	86
---------------	---	---	-----	----

**SOUTHERN METHODIST (0-4)**

Dec. 29, 1948	OKC	L	41	59
Dec. 19, 1957	A	L	65	75
Dec. 20, 1963	A	L	70	84
Dec. 19, 1975	ELP	L	OT 85	87

**Key to Abbreviations:**  
 ELP—El Paso, Texas      OKC—Oklahoma City, Okla.

**SOUTHERN MISSISSIPPI (14-2)**

Dec. 14, 1963	H	W	80	74
Dec. 27, 1968	MOB	W	73	70
Dec. 29, 1989	PEN	L	73	84
Dec. 14, 1991	H	W	93	78
Feb. 22, 1993	A	W	81	75
Feb. 22, 1994	H	W	89	73
Feb. 22, 1995	A	W	81	79
Nov. 21, 1997	H	W	83	70
Mar. 11, 1998	H*	W	77	62
Dec. 30, 1999	H	W	56	50
Dec. 30, 2000	H	W	73	69
Dec. 29, 2001	H	W	64	55
Dec. 30, 2002	H	W	92	46
Dec. 30, 2003	H	W	78	60
Jan. 4, 2006	H	W	80	57
Jan. 2, 2007	A	L	54	56

\* National Invitation Tournament

**Key to Abbreviations:**  
 MOB—Mobile, Ala.      PEN—Pensacola, Fla.

**SPRING HILL (7-1)**

Feb. 22, 1921	H	W	41	32
Jan. 6, 1939	H	W	30	22
Jan. 7, 1939	H	W	44	23
Dec. 14, 1939	H	W	37	34
Dec. 15, 1939	H	L	33	34
Jan. 3, 1941	H	W	35	30
Jan. 4, 1941	H	W	46	34
Dec. 19, 1962	H	W	71	51

**STANFORD (0-1)**

Nov. 27, 1999	ANA	L	58	67
---------------	-----	---	----	----

**Key to Abbreviations:**  
 ANA—Anaheim, Calif. (Wooden Classic)

**STETSON (3-1)**

Dec. 2, 1981	H	W	60	59
Dec. 6, 1982	A	L	58	59
Nov. 24, 1984	H	W	92	50
Dec. 14, 1985	DB	W	77	54

**Key to Abbreviation:** DB—Daytona Beach, Fla.

**STONY BROOK (1-0)**

Jan. 2, 2000	H	W	100	45
--------------	---	---	-----	----

**SYRACUSE (0-1)**

Mar. 28, 2003	ALB*	L	78	79
---------------	------	---	----	----

\* NCAA Tournament

**Key to Abbreviation:** ALB—Albany, N.Y.

**TALLADEGA ATHLETIC CLUB (0-1)**

Feb. 3, 1916	L	4	31
--------------	---	---	----

**TEMPLE (2-2)**

Dec. 30, 1977	NO	L	73	74
Nov. 11, 1997	ALBU	L	42	68
Nov. 19, 2004	A	W	80	78
Dec. 18, 2005	H	W	73	42

**Key to Abbreviation:**  
 NO—New Orleans, La.      ALBU—Albuquerque, N.M.

**TENNESSEE (36-66)**

Feb. 15, 1927	A	L	23	24
Jan. 29, 1928	H	W	63	14
Jan. 25, 1930	H	L	18	33
Mar. 1, 1934	ATL*	L	26	43
Feb. 1, 1935	A	L	27	48
Mar. 1, 1936	A*	L	25	43
Mar. 3, 1939	A*	L	35	49
Jan. 31, 1941	H	L	33	51
Jan. 23, 1942	A	L	23	43
Jan. 29, 1943	A	L	23	57
Feb. 29, 1945	LOU*	L	26	56
Jan. 11, 1947	H	L	30	66
Feb. 3, 1947	H	L	27	63
Jan. 8, 1951	A	W	63	59
Feb. 9, 1952	H	W	60	55
Jan. 26, 1953	A	L	70	72
Mar. 1, 1954	H	L	86	92
Dec. 18, 1954	MONT	W	73	64
Feb. 28, 1955	A	L	77	86
Feb. 25, 1956	H	L	87	91



Feb. 23, 1957	A	L	75	85
Feb. 22, 1958	H	W	72	66
Feb. 23, 1959	A	L	55	56
Feb. 22, 1960	H	W	72	63
Feb. 25, 1961	A	W	41	38
Feb. 24, 1962	H	W	60	51
Feb. 25, 1963	A	L	47	55
Feb. 24, 1964	H	L	62	68
Feb. 22, 1965	A	L	38	69
Jan. 17, 1966	H	W	51	47
Dec. 16, 1966	A	L	49	73
Feb. 25, 1967	H	L	45	54
Feb. 24, 1968	A	W	53	52
Mar. 3, 1968	H	L	OT 54	63
Feb. 1, 1969	A	L	59	64
Mar. 1, 1969	H	W	71	60
Jan. 31, 1970	H	W	61	55
Feb. 28, 1970	A	W	77	64
Jan. 30, 1971	A	L	68	90
Feb. 27, 1971	H	L	71	76
Feb. 5, 1972	H	L	67	76
Mar. 4, 1972	A	L	70	80
Feb. 3, 1973	A	L	74	82
Mar. 5, 1973	H	L	72	80
Jan. 5, 1974	H	L	77	89
Feb. 4, 1974	A	L	80	88
Jan. 4, 1975	A	L	81	96
Feb. 3, 1975	H	W	62	59
Jan. 19, 1976	A	L	78	83
Feb. 16, 1976	H	W	73	72
Jan. 8, 1977	A	L	79	87
Feb. 5, 1977	H	L	83	93
Jan. 4, 1978	A	L	76	80
Mar. 6, 1978	H	W	107	94
Feb. 7, 1979	A	L	62	73
Feb. 24, 1979	H	L	55	60
Mar. 2, 1979	BHAM*	L	64	75
Dec. 12, 1979	A	L	58	61
Feb. 23, 1980	H	L	63	72
Dec. 3, 1980	H	W	75	65
Feb. 28, 1981	A	L	63	75
Dec. 12, 1981	A	L	79	86
Feb. 27, 1982	H	W	56	54
Jan. 24, 1983	H	L	77	80
Feb. 22, 1983	A	L	74	82
Jan. 24, 1984	A	W	79	72
Feb. 20, 1984	H	L	54	57
Mar. 9, 1984	NASH*	W	60	58
Jan. 9, 1985	A	L	74	86
Feb. 9, 1985	H	W	75	60
Jan. 8, 1986	H	W	59	45
Feb. 8, 1986	A	L	79	80
Jan. 14, 1987	H	W	66	56
Feb. 14, 1987	A	L	84	103
Jan. 20, 1988	A	L	64	75
Feb. 20, 1988	H	W	73	68
Jan. 4, 1989	H	L	73	84
Feb. 4, 1989	A	L	72	89
Jan. 3, 1990	A	L	70	72
Feb. 3, 1990	H	W	89	83
Jan. 19, 1991	A	W	67	63
Feb. 19, 1991	H	W	74	65
Jan. 25, 1992	A	L	74	82
Jan. 20, 1993	H	W	88	75
Mar. 11, 1993	LEX*	L	76	78
Jan. 22, 1994	A	L	85	92
Jan. 18, 1995	H	W	61	57
Jan. 3, 1996	A	L	62	66
Jan. 15, 1997	H	W	43	35
Mar. 6, 1997	MEM*	W	67	54
Jan. 7, 1998	A	W	74	69
Jan. 2, 1999	H	W	90	62
Jan. 25, 2000	A	L	76	105
Jan. 6, 2001	H	L	2OT 88	96
Mar. 8, 2001	NASH*	L	66	73
Jan. 27, 2002	A	L	59	82
Feb. 1, 2003	H	L	57	60
Mar. 14, 2003	NO*	W	66	53
Feb. 28, 2004	A	L	69	75
Jan. 29, 2005	H	W	62	59
Feb. 15, 2006	A	L	89	105
Jan. 17, 2006	H	W	83	80

\*SEC Tournament

Key to Abbreviations: MEM—Memphis, Tenn.

ATL—Atlanta, Ga. BHAM—Birmingham, Ala.  
 LOU—Louisville, Ky. LEX—Lexington, Ky.  
 MONT—Montgomery, Ala. NASH—Nashville, Tenn.  
 NO—New Orleans, La.

**Series Notes**

All Games at Auburn: Auburn leads 25-20  
 All Games at BEMC: Auburn leads 18-12  
 Jeff Lebo vs. Tennessee: 3-1 (2-1 coaching Auburn)  
 All Games at Tennessee: Tennessee leads 41-7  
 All Games at Thompson-Boling: Tennessee leads 11-2  
 Bruce Pearl vs. Auburn: 1-1  
 All Games at Neutral Sites: Tennessee leads 5-4  
 SEC Tournament Games: Tennessee leads 7-3  
 Current Series Streak: 1 by Auburn  
 Longest Auburn Streak: 4 ('96-'97/'98-'99)  
 Longest Tennessee Streak: 11 ('29-'30/'46-'47)

**TENNESSEE-CHATTANOOGA (2-2)**

Feb. 16, 1927	A	L	34	39
Jan. 2, 1962	H	W	67	47
Dec. 17, 1962	H	W	79	37
Dec. 29, 1991	A	L	75	87

**TENNESSEE-MARTIN (1-0)**

Dec. 7, 1987	H	W	99	77
--------------	---	---	----	----

**TENNESSEE STATE (1-0)**

Dec. 19, 2006	H	W	86	59
---------------	---	---	----	----

**TENNESSEE TECH (3-1)**

Dec. 8, 1980	H	W	77	62
Dec. 7, 1981	A	W	88	61
Dec. 4, 1982	H	W	74	65
Dec. 21, 1989	HUNTS	L	70	72

Key to Abbreviation: HUNTS—Huntsville, Ala.

**TEXAS (1-1)**

1910-11		W	45	27
Dec. 16, 1955	MONT	L	76	83

Key to Abbreviation: MONT—Montgomery, Ala.

**TEXAS A&M (2-3)**

Dec. 22, 1961	HOU	L	50	62
Dec. 17, 1990	H	W	95	71
Dec. 4, 1991	A	W	86	83
Dec. 22, 2005	A	L	67	72
Dec. 22, 2006	H	L	58	87

Key to Abbreviation: HOU—Houston, Texas

**TEXAS CHRISTIAN (2-1)**

Dec. 13, 1957	BHAM	W	75	63
Dec. 28, 1966	MOB	W	80	79
Dec. 1, 1996	HILLO	L	66	86

Key to Abbreviation: HILLO—Hilo, Hawaii  
 BHAM—Birmingham, Ala. MOB—Mobile, Ala.

**TEXAS-EL PASO (0-2)**

Dec. 21, 1973	A	L	56	68
Dec. 29, 1986	A	L	82	87

**TEXAS SOUTHERN (2-0)**

Dec. 10, 1988	H	W	109	81
Nov. 24, 1990	H	W	85	77

**TEXAS TECH (1-1)**

Dec. 14, 1962	H	W	86	57
Dec. 19, 1963	A	L	71	83

**TEXAS WESLEYAN (1-0)**

Dec. 3, 1979	H	W	90	51
--------------	---	---	----	----

**TOLEDO (0-2)**

Nov. 25, 2000	KC	L	2OT 90	95
Dec. 22, 2004	CARO	L	65	68

Key to Abbreviation: KC—Kansas City, Mo.  
 CARO—Carolina, Puerto Rico (San Juan Shootout)

**TOWSON (1-0)**

Dec. 1, 1980	H	W	87	63
--------------	---	---	----	----

**TROY (10-0)**

1948-49	H	W	69	44
Dec. 13, 1949	H	W	77	40
Nov. 27, 1950	H	W	96	57

Nov. 27, 1951	H	W	83	58
Dec. 5, 1959	H	W	72	46
Dec. 11, 1991	H	W	141	116
Dec. 9, 1993	H	W	113	86
Dec. 14, 1994	H	W	95	71
Dec. 22, 2002	CAG	W	94	66
Nov. 10, 2006	H	W	71	68

Key to Abbreviations: CAG—Caguas, Puerto Rico

**TULANE (32-24)**

Jan. 19, 1906	H	W	27	7
1906-07		W	35	15
Jan. 18, 1909	H	W	29	15
Jan. 25, 1924		L	19	32
Jan. 26, 1924		L	22	27
Jan. 5, 1925	A	L	18	33
Jan. 6, 1925	A	L	31	45
Jan. 29, 1926	A	L	30	33
Jan. 30, 1926	A	L	31	52
Jan. 28, 1927	A	W	42	33
Jan. 29, 1927	A	W	35	12
Jan. 30, 1927	H	W	50	11
Feb. 1, 1927	H	W	33	30
Jan. 27, 1928	A	W	32	17
Jan. 28, 1928	A	W	49	31
Feb. 8, 1929	H	L	35	48
Feb. 9, 1929	H	W	40	25
Feb. 11, 1930	A	L	40	45
Feb. 12, 1930	A	L	37	41
Feb. 6, 1931	H	W	44	22
Feb. 7, 1931	H	W	51	35
Feb. 5, 1932	A	L	21	26
Feb. 6, 1932	A	W	42	37
Feb. 3, 1933	H	W	22	19
Feb. 4, 1933	H	L	18	35
Feb. 3, 1934	A	L	18	34
Feb. 4, 1934	A	L	20	30
Mar. 2, 1939	KNOX+	W	43	30
Jan. 24, 1941	H	W	45	41
Feb. 17, 1942	A	L	41	50
Feb. 27, 1942	LOU+	W	45	36
Feb. 8, 1943	H	L	30	50
1945-46	H	L	48	56
1946-47	H	L	35	66
1947-48	A	L	37	70
Mar. 4, 1948	LOU+	L	40	47
Jan. 31, 1949	H	L	51	56
Feb. 11, 1950	A	W	64	60
Feb. 3, 1951	H	W	92	71
Feb. 18, 1952	A	W	63	61
Feb. 16, 1953	H	L	65	70
Feb. 22, 1954	A	W	65	62
Feb. 21, 1955	H	L	79	90
Feb. 20, 1956	A	L	75	86
Feb. 18, 1957	H	W	78	54
Feb. 17, 1958	A	W	63	49
Feb. 16, 1959	H	W	79	56
Feb. 15, 1960	A	W	OT 53	51
Feb. 20, 1961	H	W	63	44
Feb. 19, 1962	A	W	81	64
Feb. 18, 1963	H	W	63	61
Feb. 17, 1964	A	W	78	72
Feb. 15, 1965	H	W	87	73
Jan. 11, 1966	A	W	92	58
Dec. 28, 1990	A	W	84	71
Mar. 13, 1996	H*	L	OT 73	87

+ SEC Tournament \* National Invitation Tournament

**TULSA (1-0)**

Dec. 20, 1975	ELP	W	92	74
---------------	-----	---	----	----

Key to Abbreviation: ELP—El Paso, Texas

**UTAH (1-0)**

Dec. 29, 1982	A	W	71	62
---------------	---	---	----	----

**VANDERBILT (51-76)**

Jan. 28, 1921	A	W	27	7
Feb. 17, 1927	A	L	35	39
Feb. 1, 1928	H	W	62	28
Jan. 26, 1930	H	L	27	29
Jan. 31, 1931	H	L	26	36
Feb. 14, 1931	H	W	42	25
Jan. 9, 1932	A	W	36	23
Jan. 30, 1932	H	W	38	23



Administration Tiger Tracks AU Hoop History Tiger Records 2006-07 Review 2007-08 Opponents Coaching Staff 2007-08 Tigers 2007-08 Outlook

Jan. 22, 1933	A	L	24	25
Feb. 9, 1933	H	L	20	21
Jan. 9, 1934	A	L	22	31
Jan. 27, 1934	H	L	33	48
Jan. 11, 1935	A	L	27	37
Jan. 12, 1935	A	L	24	41
Feb. 15, 1935	H	L	25	37
Jan. 9, 1936	A	L	27	47
Jan. 25, 1936	H	L	32	37
Jan. 16, 1939	H	L	39	41
Feb. 16, 1939	A	L	42	49
Jan. 11, 1940	A	L	45	51
Jan. 20, 1940	H	L	46	50
Jan. 25, 1941	H	W	45	44
Feb. 13, 1941	A	L	39	47
Jan. 16, 1942	H	W	35	33
Jan. 26, 1942	A	W	50	45
Feb. 26, 1942	LOU*	W	36	34
Jan. 11, 1943	A	L	39	54
Jan. 23, 1943	H	L	43	48
Jan. 24, 1947	H	L	37	38
Feb. 1, 1947	A	L	58	59
Jan. 21, 1948	H	W	46	41
Feb. 2, 1948	A	L	47	55
Jan. 22, 1949	H	W	48	46
Feb. 5, 1949	A	L	42	52
Jan. 21, 1950	H	L	47	58
Feb. 6, 1950	A	L	51	63
Jan. 6, 1951	A	L	51	61
Jan. 12, 1952	H	L	61	73
Feb. 7, 1953	A	W	71	66
Dec. 30, 1953	A	L	48	96
Feb. 6, 1954	H	W	76	73
Feb. 5, 1955	A	L	74	79
Feb. 27, 1956	H	W	74	65
Feb. 2, 1957	A	L	78	83
Feb. 1, 1958	H	W	77	69
Jan. 31, 1959	A	W	64	61
Jan. 30, 1960	H	W	55	54
Feb. 4, 1961	A	L	53	58
Feb. 3, 1962	H	W	89	68
Feb. 2, 1963	A	W	62	59
Feb. 1, 1964	H	W	81	63
Jan. 30, 1965	A	L	77	105
Mar. 1, 1965	H	L	64	79
Jan. 31, 1966	A	L	63	68
Feb. 14, 1966	H	L	76	91
Dec. 31, 1966	H	W	64	51
Jan. 16, 1967	A	L	65	71
Dec. 4, 1967	A	L	65	78
Jan. 15, 1968	H	L	65	74
Jan. 25, 1969	A	W	92	79
Feb. 22, 1969	H	W	85	75
Jan. 24, 1970	A	W	84	75
Feb. 21, 1970	H	L	74	92
Jan. 23, 1971	A	L	86	107
Feb. 20, 1971	H	W	96	94
Jan. 29, 1972	A	L	77	85
Feb. 26, 1972	H	L	87	93
Jan. 27, 1973	H	W	81	77
Feb. 24, 1973	A	L	70	98
Jan. 19, 1974	A	L	51	96
Feb. 18, 1974	H	L	79	89
Jan. 18, 1975	H	W	93	89
Feb. 17, 1975	A	L	78	85
Jan. 24, 1976	H	L	59	71
Feb. 21, 1976	A	L	72	80
Jan. 17, 1977	H	W	74	69
Feb. 14, 1977	A	W	OT 76	71
Jan. 7, 1978	H	W	74	61
Feb. 4, 1978	A	L	78	91
Jan. 3, 1979	H	L	55	57
Jan. 27, 1979	A	L	59	66
Feb. 28, 1979	BHAM*	W	59	53
Jan. 9, 1980	A	L	57	66
Feb. 6, 1980	H	L	73	77
Jan. 14, 1981	H	L	81	97
Feb. 11, 1981	A	W	69	55
Jan. 13, 1982	A	L	68	78
Feb. 10, 1982	H	L	60	71
Jan. 17, 1983	A	L	62	64
Feb. 14, 1983	H	W	72	71
Jan. 17, 1984	H	L	71	73
Feb. 13, 1984	A	W	73	67
Mar. 8, 1984	A*	W	59	58

Jan. 30, 1985	A	W	86	80
Mar. 2, 1985	H	W	84	58
Jan. 29, 1986	H	W	97	70
Mar. 1, 1986	A	W	79	65
Jan. 17, 1987	A	L	75	91
Feb. 23, 1987	H	W	91	83
Jan. 23, 1988	H	L	71	75
Feb. 24, 1988	A	W	81	68
Dec. 14, 1988	A	L	77	93
Feb. 22, 1989	H	L	62	77
Jan. 20, 1990	H	W	82	79
Feb. 20, 1990	A	W	87	74
Jan. 16, 1991	H	L	59	80
Feb. 16, 1991	A	L	70	90
Feb. 4, 1992	A	L	83	89
Jan. 30, 1993	H	L	70	73
Feb. 9, 1994	A	L	60	84
Mar. 10, 1994	MEM*	W	81	56
Feb. 8, 1995	H	L	59	77
Jan. 31, 1996	A	L	62	76
Mar. 7, 1996	NO*	W	68	65
Feb. 15, 1997	H	L	61	75
Feb. 18, 1998	A	L	66	82
Feb. 17, 1999	H	W	81	63
Feb. 16, 2000	A	W	86	80
Mar. 3, 2001	H	W	69	66
Jan. 16, 2002	A	L	67	73
Jan. 8, 2003	H	W	62	59
Jan. 7, 2004	A	L	53	59
Feb. 16, 2005	H	L	43	67
Mar. 10, 2005	ATL*	W	77	73
Jan. 7, 2006	A	L	50	74
Mar. 9, 2006	NASH*	L	71	76
Jan. 6, 2007	H	W	68	65

\*SEC Tournament  
**Key to Abbreviations:** MEM—Memphis, Tenn.  
 BHAM—Birmingham, Ala. LOU—Louisville, Ky.  
 ATL—Atlanta, Ga. NO—New Orleans, La.  
 NASH—Nashville, Tenn.

**Series Notes**  
 All Games at Auburn: Vanderbilt leads 31-29  
 All Games at BEMC: Vanderbilt leads 17-15  
 Jeff Lebo vs. Vanderbilt: 2-3  
 All Games at Vanderbilt: Vanderbilt leads 44-17  
 All Games at Memorial Gym: Vanderbilt leads 31-13  
 Kevin Stallings vs. Auburn: 5-5  
 All Games at Neutral Sites: Auburn leads 5-1  
 SEC Tournament Games: Auburn leads 6-1  
 Current Series Streak: 1 by Auburn  
 Longest Auburn Streak: 6 ('83-'84/'85-'86)  
 Longest Vanderbilt Streak: 13 ('32-'33/'39-'40)

VILLANOVA (2-2)				
Dec. 28, 1983	JACK	W	95	83
Dec. 29, 1987	ATL	W	65	64
Dec. 28, 1988	ORL	L	83	84
Dec. 27, 1990	NO	L	71	88

**Key to Abbreviations:**  
 ATL—Atlanta, Ga. JACK—Jacksonville, Fla.  
 NO—New Orleans, La. ORL—Orlando, Fla.

VIRGINIA (2-3)				
1919-20	A	W	27	21
Feb. 18, 1925	ATL*	L	27	29
Feb. 27, 1931	ATL*	W	33	26
Dec. 8, 2001	BHAM	L	72	77
Dec. 3, 2004	RICH	L	87	89

\*Southern Conference Tournament  
**Key to Abbreviation:** ATL—Atlanta, Ga.  
 BHAM—Birmingham, Ala. RICH—Richmond, Va.

VIRGINIA COMMONWEALTH (4-1)				
Mar. 3, 1975	H	W	117	72
Dec. 16, 1976	A	W	109	59
Dec. 21, 1984	CHAT	L	59	78
Dec. 5, 1987	H	W	93	80
Dec. 20, 1988	A	W	85	79

VIRGINIA MILITARY (0-2)				
1919-20	A	L	19	45
Feb. 6, 1926	A	L	25	41

**VIRGINIA TECH (6-2)**

1919-20	A	L	20	26
Feb. 25, 1927	ATL*	W	38	33
Dec. 16, 1960	BHAM	W	76	73
Dec. 16, 1961	BHAM	W	77	63
Dec. 29, 1967	OKC	W	76	61
Dec. 8, 1973	H	W	76	74
Dec. 14, 1974	A	L	82	83
Dec. 21, 1999	SANJ	W	73	63

\*Southern Conference Tournament  
**Key to Abbreviations:** OKC—Oklahoma City, Okla.  
 ATL—Atlanta, Ga. BHAM—Birmingham, Ala.  
 SANJ—San Juan, P.R.

**WAKE FOREST (4-3)**

1907-08		W	38	13
Dec. 19, 1956	CHAR	L	48	58
Dec. 7, 1957	COL	W	78	66
Dec. 9, 1967	A	W	66	63
Dec. 6, 1969	H	L	81	95
Dec. 27, 1983	JACK	L	67	76
Mar. 23, 2003	TAM*	W	68	62

\*NCAA Tournament  
**Key to Abbreviations:** JACK—Jacksonville, Fla.  
 CHAR—Charlotte, N.C. COL—Columbus, Ga.  
 TAM—Tampa, Fla.

**WASHINGTON (0-1)**

1947-48		L	29	59
---------	--	---	----	----

**WASHINGTON & LEE (1-1)**

1919-20	A	L	10	34
Dec. 17, 1954	MONT	W	91	81

**Key to Abbreviation:** MONT—Montgomery, Ala.

**WEBER STATE (1-0)**

Dec. 13, 1997	PROVO	W	63	58
---------------	-------	---	----	----

**Key to Abbreviation:** PROVO—Provo, Utah

**WEST ALABAMA (FORMERLY LIVINGSTON)**

1948-49		W	49	44
Dec. 1, 1960	H	W	90	50

**WEST FLORIDA (1-0)**

Dec. 12, 1994	H	W	96	59
---------------	---	---	----	----

**WEST POINT ATHLETIC CLUB (2-0)**

1919-20	A	W	38	8
1922-23		W	25	18

**WEST VIRGINIA (2-1)**

Dec. 29, 1984	A	W	59	58
Nov. 22, 1985	HART	L	58	75
Dec. 3, 1985	H	W	84	59

**Key to Abbreviation:**  
 HART—Hartford, Conn. (Preseason NIT)

**WESTERN CAROLINA (4-0)**

Dec. 4, 1973	H	W	95	85
Dec. 9, 1974	H	W	85	77
Dec. 3, 1975	A	W	88	76
Dec. 15, 1996	H	W	80	55

**WESTERN KENTUCKY (1-3)**

Dec. 16, 1972	LA	L	72	87
Dec. 7, 1985	A	L	58	71
Dec. 1, 2002	NASH	L	70	89
Nov. 21, 2003	H	W	86	64

**Key to Abbreviation:** LA—Los Angeles, Calif.  
 NASH—Nashville, Tenn.

**WESTERN MICHIGAN (0-1)**

Dec. 17, 2002	H	L	54	72
---------------	---	---	----	----

**WETUMPKA ATHLETIC CLUB (3-0)**

1907-08	H	W	47	11
1909-10	H	W	56	12
Jan. 17, 1914	H	W	82	17

**WHITE'S BUSINESS COLLEGE (1-0)**

1927-28	H	W	92	13
---------	---	---	----	----





**WILLIAM & MARY (0-1)**

Dec. 29, 1981 DUR L 48 58

**Key to Abbreviation:** DUR—Durham, N.C.

**WINSTON-SALEM STATE (1-0)**

Nov. 17, 2006 H W 95 62

**WINTHROP (3-0)**

Dec. 30, 1996 H W 80 55

Mar. 11, 1999 INDY\* W 80 41

Dec. 29, 2005 H W 64 62

\* NCAA Tournament

**Key to Abbreviation:** INDY—Indianapolis, Ind.

**WISCONSIN (0-1)**

Nov. 25, 2006 SOPAD L 63 77

**Key to Abbreviation:**

SOPAD—South Padre Island, Texas

**WOFFORD (6-2)**

1922-23 W 42 19

1922-23 L 19 20

Dec. 19, 1995 H W 73 56

Nov. 25, 1997 H W 68 51

Dec. 15, 1998 H W 79 51

Nov. 22, 2002 H W 81 63

Dec. 5, 2004 H L 78 85

Dec. 16, 2006 H W 86 76

**WYOMING (1-0)**

Dec. 19, 1958 BHAM W 70 47

**Key to Abbreviation:** BHAM—Birmingham, Ala.

**XAVIER (3-2)**

Dec. 28, 1962 NO W 64 57

Dec. 28, 1968 MOB W 75 73

Dec. 29, 1970 NOR W 86 73

Dec. 18, 1971 BHAM L 60 71

Dec. 19, 1972 A L 60 67

**Key to Abbreviations:**

BHAM—Birmingham, Ala. MOB—Mobile, Ala.

NO—New Orleans, La. NOR—Norfolk, Va.

**YOUNGSTON STATE (1-0)**

Dec. 8, 1983 MOB W 78 52

**Key to Abbreviation:** MOB—Mobile, Ala.


Auburn players and fans celebrate by rolling Toomer's Corner following the Tigers 81-57 victory over No. 12 Alabama Jan. 23, 2007. It was the largest margin of victory in history by an unranked Auburn team over a nationally-ranked team.



# AUBURN HOOP HISTORY

## Record vs. Conferences

### American East

	AU: Won	Lost
Albany (N.Y.)	0	0
Binghamton	0	0
Boston U.	0	0
Hartford	0	0
Maine	0	0
Maryland-Baltimore County	0	0
New Hampshire	0	0
Stony Brook	1	0
Vermont	0	0
TOTALS	1	0

(1.000)

### Atlantic Coast

	AU: Won	Lost
Boston College	1	0
Clemson	14	11
Duke	0	3
Florida State	21	6
Georgia Tech	53	61
Maryland	0	0
Miami (Fla.)	1	1
North Carolina	0	4
North Carolina State	3	4
Virginia	2	3
Virginia Tech	6	2
Wake Forest	4	3
TOTALS	105	98

(.517)

### Atlantic Sun

	AU: Won	Lost
Belmont	2	0
Campbell	0	0
East Tennessee State	1	0
Florida Atlantic	1	0
Gardner-Webb	1	0
Jacksonville	3	1
Lipscomb	1	0
Mercer	14	15
Stetson	3	1
TOTALS	26	17

(.604)

### Atlantic 10

	AU: Won	Lost
Charlotte	0	0
Dayton	0	2
Duquesne	2	0
Fordham	1	0
George Washington	0	1
La Salle	0	0
Massachusetts	0	0
Rhode Island	0	0
Richmond	2	1
St. Bonaventure	0	1
Saint Joseph's (Pa.)	2	0
St. Louis	1	0
Temple	12	2
Xavier (Ohio)	3	2
TOTALS	14	9

(.609)

### Big East

	AU: Won	Lost
Cincinnati	0	0
Connecticut	0	1
DePaul	0	0
Georgetown	0	0
Louisville	1	1
Marquette	0	2
Notre Dame	0	0
Pittsburgh	0	11
Providence	1	0
Rutgers	4	1
St. John's	1	0
Seton Hall	0	0
South Florida	4	0
Syracuse	0	1

Villanova	2	2
West Virginia	2	1
TOTALS	15	11

(.577)

### Big Sky

	AU: Won	Lost
Eastern Washington	0	0
Idaho State	0	0
Montana	1	0
Montana State	0	0
Northern Arizona	0	0
Northern Colorado	0	0
Portland State	0	0
Sacramento State	0	0
Weber State	1	0
TOTALS	2	0

(1.000)

### Big South

	AU: Won	Lost
Charleston Southern	1	0
Coastal Carolina	1	0
High Point	1	0
Liberty	1	0
UNC-Asheville	2	0
Radford	1	0
Virginia Military Institute	0	2
Winthrop	3	0
TOTALS	10	2

(.833)

### Big Ten

	AU: Won	Lost
Illinois	0	1
Indiana	0	1
Iowa	0	0
Michigan	0	1
Michigan State	0	1
Minnesota	0	0
Northwestern	0	0
Ohio State	0	1
Penn State	0	0
Purdue	1	1
Wisconsin	0	1
TOTALS	1	7

(.125)

### Big 12

	AU: Won	Lost
Baylor	2	3
Colorado	0	1
Iowa State	1	1
Kansas	1	0
Kansas State	0	1
Missouri	0	0
Nebraska	0	0
Oklahoma	1	1
Oklahoma State	2	1
Texas	1	1
Texas A&M	2	3
Texas Tech	1	1
TOTALS	11	13

(.458)

### Big West

	AU: Won	Lost
UC Davis	0	0
UC Irvine	0	0
UC Riverside	0	0
UC Santa Barbara	0	0
Cal Poly	0	0
Cal State-Fullerton	1	0
Cal State-Northridge	0	0
Long Beach State	1	0
Pacific	0	0
TOTALS	2	0

(1.000)

### Colonial

	AU: Won	Lost
Delaware	2	0
Drexel	0	0
George Mason	0	0
Georgia State	5	1
Hofstra	0	0
James Madison	2	1
UNC Wilmington	1	1
Northeastern	0	0
Old Dominion	2	1
Towson	1	0
Virginia Commonwealth	4	1
William & Mary	0	1
TOTALS	17	6

(.739)

### Conference USA

	AU: Won	Lost
UAB	7	10
Central Florida	4	0
East Carolina	0	0
Houston	1	6
Marshall	1	0
Memphis	1	0
Rice	3	1
Southern Methodist	0	4
Southern Mississippi	14	2
Tulane	32	24
Tulsa	1	0
UTEP	0	2
TOTALS	64	49

(.566)

### Horizon

	AU: Won	Lost
Butler	2	0
Cleveland State	0	0
Detroit	1	0
Illinois-Chicago	0	0
Loyola (Ill.)	0	0
Valparaiso	0	0
Wisconsin-Green Bay	0	0
Wisconsin-Milwaukee	0	0
Wright State	0	0
Youngstown State	1	0
TOTALS	4	0

(1.000)

### Ivy League

	AU: Won	Lost
Brown	0	0
Columbia	2	0
Cornell	0	0
Dartmouth	1	0
Harvard	0	0
Pennsylvania	1	0
Princeton	0	0
Yale	0	0
TOTALS	4	0

(1.000)

### Metro Atlantic

	AU: Won	Lost
Canisius	0	0
Fairfield	0	0
Iona	1	1
Loyola (Md.)	0	0
Manhattan	0	0
Marist	0	0
Niagara	0	0
Rider	0	0
St. Peter's	0	0
Siena	0	0
TOTALS	1	1

(.500)

Administration Tiger Tracks AU Hoop History Tiger Records 2006-07 Review 2007-08 Opponents Coaching Staff 2007-08 Tigers 2007-08 Outlook

### Mid-American

	AU:	Won	Lost
Akron	0	0	0
Ball State	1	1	1
Bowling Green	0	0	0
Buffalo	1	0	0
Central Michigan	0	0	0
Eastern Michigan	0	0	0
Kent State	0	0	0
Miami (Ohio)	0	0	0
Northern Illinois	0	0	0
Ohio U.	1	0	0
Toledo	0	2	0
Western Michigan	0	1	4
<b>TOTALS</b>	<b>3</b>	<b>4</b>	<b>4</b>

(.429)

### Mid-Eastern Athletic

	AU:	Won	Lost
Bethune-Cookman	1	0	0
Coppin State	1	0	0
Delaware State	0	0	0
Florida A&M	6	0	0
Hampton	0	0	0
Howard	0	0	0
Maryland-Eastern Shore	1	0	0
Morgan State	0	0	0
Norfolk State	1	0	0
North Carolina A&T	0	0	0
South Carolina State	1	0	0
<b>TOTALS</b>	<b>11</b>	<b>0</b>	<b>0</b>

(1.000)

### Missouri Valley

	AU:	Won	Lost
Bradley	2	0	0
Creighton	1	1	1
Drake	0	0	0
Evansville	0	0	0
Illinois State	0	0	0
Indiana State	0	0	0
Missouri State	0	0	0
Northern Iowa	0	0	0
Southern Illinois	1	0	0
Wichita State	0	0	0
<b>TOTALS</b>	<b>4</b>	<b>1</b>	<b>1</b>

(.800)

### Mountain West

	AU:	Won	Lost
Air Force	1	1	1
Brigham Young	1	0	0
Colorado State	2	2	2
UNLV	1	4	1
New Mexico	0	0	0
San Diego State	0	0	0
TCU	2	1	1
Utah	1	0	0
Wyoming	1	0	0
<b>TOTALS</b>	<b>9</b>	<b>8</b>	<b>8</b>

(.529)

### Northeast

	AU:	Won	Lost
Central Connecticut State	0	0	0
Fairleigh Dickinson	1	0	0
Long Island U.	0	0	0
Monmouth	0	0	0
Mount St. Mary's	1	0	0
Quinnipiac	0	0	0
Robert Morris	1	0	0
Sacred Heart	0	0	0
St. Francis (N.Y.)	0	0	0
St. Francis (Pa.)	0	0	0
Wagner	0	0	0
<b>TOTALS</b>	<b>3</b>	<b>0</b>	<b>0</b>

(1.000)

### Ohio Valley

	AU:	Won	Lost
Austin Peay	4	0	0
Eastern Illinois	1	0	0
Eastern Kentucky	3	1	1
Jacksonville State	12	0	0
Morehead State	0	0	0
Murray State	2	0	0

Samford	22	1	1
Southeast Missouri State	0	0	0
Tennessee-Martin	1	0	0
Tennessee State	0	0	0
Tennessee Tech	3	1	1
<b>TOTALS</b>	<b>48</b>	<b>3</b>	<b>3</b>

(.941)

### Pacific-10

	AU:	Won	Lost
Arizona	1	0	0
Arizona State	0	0	0
California	0	0	0
Oregon	1	0	0
Oregon State	0	0	0
Southern Cal	0	2	2
Stanford	0	1	1
UCLA	0	0	0
Washington	0	1	1
Washington State	0	0	0
<b>TOTALS</b>	<b>2</b>	<b>4</b>	<b>4</b>

(.333)

### Patriot League

	AU:	Won	Lost
American	0	0	0
Army	0	0	0
Bucknell	0	0	0
Colgate	0	0	0
Holy Cross	0	0	0
Lafayette	0	0	0
Lehigh	0	0	0
Navy	5	1	1
<b>TOTALS</b>	<b>5</b>	<b>1</b>	<b>1</b>

(.833)

### Southeastern

	AU:	Won	Lost
<b>Eastern Division</b>			
Florida	86	66	66
Georgia	85	86	86
Kentucky	17	81	81
South Carolina	17	11	11
Tennessee	36	66	66
Vanderbilt	51	76	76
<b>TOTALS</b>	<b>292</b>	<b>386</b>	<b>386</b>

(.431)

	AU:	Won	Lost
<b>Western Division</b>			
Alabama	52	83	83
Arkansas	13	21	21
Louisiana State	57	78	78
Ole Miss	68	46	46
Mississippi State	67	60	60
<b>TOTALS</b>	<b>257</b>	<b>288</b>	<b>288</b>

(.472)

### Southern

	AU:	Won	Lost
Appalachian State	1	0	0
The Citadel	1	1	1
Chattanooga	2	2	2
College of Charleston	2	0	0
Davidson	1	0	0
Elon	0	0	0
Furman	3	1	1
Georgia Southern	3	0	0
North Carolina-Greensboro	0	0	0
Western Carolina	4	0	0
Wofford	6	2	2
<b>TOTALS</b>	<b>23</b>	<b>6</b>	<b>6</b>

(.793)

### Southland

	AU:	Won	Lost
Lamar	1	0	0
McNeese State	2	0	0
Nicholls State	3	1	1
Northwestern (La.) State	0	0	0
Sam Houston State	0	0	0
Southeastern Louisiana	3	0	0
Stephen F. Austin	0	0	0
Texas A&M-Corpus Christi	0	0	0
Texas State	0	0	0
Texas-Arlington	0	0	0
Texas-San Antonio	0	0	0
<b>TOTALS</b>	<b>9</b>	<b>1</b>	<b>1</b>

(.900)

### Southwestern Athletic

	AU:	Won	Lost
Alabama A&M	0	0	0
Alabama State	2	0	0
Alcorn State	0	0	0
Arkansas-Pine Bluff	2	0	0
Grambling State	3	0	0
Jackson State	1	0	0
Mississippi Valley State	0	0	0
Prairie View A&M	0	0	0
Southern (Baton Rouge)	0	0	0
Texas Southern	2	0	0
<b>TOTALS</b>	<b>10</b>	<b>0</b>	<b>0</b>

(1.000)

### Summit League

	AU:	Won	Lost
Centenary	1	0	0
IPFW	0	0	0
IUPUI	0	0	0
UMKC	0	0	0
Oakland (Mich.)	0	0	0
Oral Roberts	1	1	1
Southern Utah	0	0	0
Western Illinois	0	0	0
<b>TOTALS</b>	<b>2</b>	<b>1</b>	<b>1</b>

(.667)

### Sun Belt

	AU:	Won	Lost
Arkansas-Little Rock	1	0	0
Arkansas State	0	1	1
Denver	1	0	0
Florida Atlantic	0	0	0
Florida International	2	0	0
Louisiana-Lafayette	5	3	3
Louisiana-Monroe	2	0	0
Middle Tennessee State	1	0	0
New Orleans	1	0	0
North Texas	1	0	0
South Alabama	5	4	4
Troy	10	0	0
Western Kentucky	1	3	3
<b>TOTALS</b>	<b>30</b>	<b>11</b>	<b>11</b>

(.732)

### West Coast

	AU:	Won	Lost
Gonzaga	0	0	0
Loyola Marymount	0	0	0
Pepperdine	1	1	1
Portland	0	0	0
St. Mary's (Calif.)	0	0	0
San Diego	1	0	0
San Francisco	0	0	0
Santa Clara	0	0	0
<b>TOTALS</b>	<b>2</b>	<b>1</b>	<b>1</b>

(.667)

### Western Athletic

	AU:	Won	Lost
Boise State	0	0	0
Fresno State	0	0	0
Hawaii	1	0	0
Idaho	0	0	0
Louisiana Tech	5	2	2
Nevada	0	0	0
New Mexico State	0	0	0
San Jose State	1	0	0
Utah State	0	0	0
<b>TOTALS</b>	<b>7</b>	<b>2</b>	<b>2</b>

(.778)

### Independents

	AU:	Won	Lost
Chicago State	0	0	0
Longwood	0	0	0
Presbyterian	0	0	0
Savannah State	0	0	0
Texas-Pan American	0	0	0
Winston-Salem State	1	0	0



# AUBURN HOOP HISTORY

## Year-by-Year Record

Year	Coach	Overall				SEC			Finish
		Won	Lost	Tied	Pct.	Won	Lost	Pct.	
1905-06	Mike Donahue	5	1	1	.786				
1906-07	Mike Donahue	4	2		.667				
1907-08	Mike Donahue	6	5		.545				
1908-09	Mike Donahue	4	3		.571				
1909-10	Mike Donahue	11	6		.647				
1910-11	Mike Donahue	3	5		.375				
1911-12	Mike Donahue	2	6		.250				
1912-13	Mike Donahue	6	9		.400				
1913-14	Mike Donahue	3	10		.231				
1914-15	Mike Donahue	3	5		.375				
1915-16	Mike Donahue	3	5		.375				
1916-17	Mike Donahue	2	2		.500				
1917-18	Mike Donahue	2	3		.400				
1918-19	Mike Donahue	4	3		.571				
1919-20	Mike Donahue	11	7		.611				
1920-21	Mike Donahue	5	8		.385				
1921-22	Wilbur Hutsell	5	8		.385				
1922-23	Wilbur Hutsell	7	7		.500				
1923-24	Wilbur Hutsell	4	9		.308				
1924-25	Herb Bunker	3	11		.214				
1925-26	Mike Papke	5	10		.333				
1926-27	Mike Papke	13	6		.684				
1927-28	Mike Papke	20	2		.909				
1928-29	George Bohler	6	15		.286				
1929-30	Hal Lee	1	10		.091				
1930-31	Sam McAllister	9	6		.600				
1931-32	Sam McAllister	12	3		.800				
1932-33	Sam McAllister	4	9		.308	4	7	.364	9th
1933-34	Ralph Jordan	2	11		.154	2	9	.182	12th
1934-35	Ralph Jordan	4	13		.235	3	9	.250	11th
1935-36	Ralph Jordan	10	7		.588	7	4	.636	5th
1936-37	Ralph Jordan	11	4		.733	7	4	.636	4th
1937-38	Ralph Jordan	14	5		.737	6	3	.667	4th
1938-39	Ralph Jordan	16	6		.727	8	4	.667	5th
1939-40	Ralph Jordan	7	10		.412	6	7	.462	8th
1940-41	Ralph Jordan	13	6		.684	6	5	.545	7th
1941-42	Ralph Jordan	11	6		.647	9	5	.643	5th
1942-43	Bob Evans	1	14		.067	1	12	.083	11th
1943-44									No Team
1944-45	Bob Evans	3	14		.176	2	6	.250	9th
1945-46	Ralph Jordan	7	9		.438	7	6	.538	5th
1946-47	V.J. Edney	3	18		.143	1	15	.063	12th
1947-48	Danny Doyle	12	10		.545	7	7	.500	4th
1948-49	Danny Doyle	9	15		.375	5	11	.313	10th
1949-50	Joel Eaves	17	7		.708	12	6	.667	3rd
1950-51	Joel Eaves	12	10		.545	6	8	.429	5th
1951-52	Joel Eaves	14	12		.538	6	8	.429	9th
1952-53	Joel Eaves	13	8		.619	6	7	.462	5th
1953-54	Joel Eaves	16	8		.667	8	6	.571	5th
1954-55	Joel Eaves	11	9		.550	6	8	.429	8th
1955-56	Joel Eaves	11	10		.523	8	6	.571	4th
1956-57	Joel Eaves	13	8		.619	8	6	.571	6th
1957-58	Joel Eaves	16	6		.727	11	3	.786	2nd
1958-59	Joel Eaves	20	2		.909	12	2	.857	2nd
1959-60	Joel Eaves	19	3		.864	12	2	.857	SEC Champs
1960-61	Joel Eaves	15	7		.682	8	6	.571	5th
1961-62	Joel Eaves	18	6		.750	11	3	.786	3rd
1962-63	Joel Eaves	18	4		.818	10	4	.714	2nd
1963-64	Bill Lynn	11	12		.478	6	8	.429	10th
1964-65	Bill Lynn	16	9		.640	11	5	.688	3rd
1965-66	Bill Lynn	16	10		.615	8	8	.500	7th
1966-67	Bill Lynn	17	8		.680	12	6	.667	4th

2007-08 Outlook  
2007-08 Tigers  
Coaching Staff  
2007-08 Opponents  
Review  
2006-07  
Tiger Records  
AU Hoop History  
Tiger Tracks  
Administration



Year	Coach	Overall			SEC			Finish
		Won	Lost	Pct.	Won	Lost	Pct.	
1967-68	Bill Lynn	13	13	.500	8	10	.444	6th
1968-69	Bill Lynn	15	10	.600	10	8	.556	4th
1969-70	Bill Lynn	15	11	.577	11	7	.611	3rd
1970-71	Bill Lynn	11	15	.423	8	10	.445	6th
1971-72	Bill Lynn	10	16	.385	6	12	.333	7th
1972-73	Bill Lynn	6	20	.222	4	14	.222	9th
1973-74	Bob Davis	10	16	.385	5	13	.278	9th
1974-75	Bob Davis	18	8	.692	12	6	.667	3rd
1975-76	Bob Davis	16	10	.615	11	7	.611	4th
1976-77	Bob Davis	13	13	.500	6	12	.333	7th
1977-78	Bob Davis	13	14	.481	8	10	.444	5th
1978-79	Sonny Smith	13	16	.448	5	13	.278	9th
1979-80	Sonny Smith	10	18	.357	5	13	.278	9th
1980-81	Sonny Smith	11	16	.407	4	14	.222	9th
1981-82	Sonny Smith	14	14	.500	7	11	.389	7th
1982-83	Sonny Smith	15	13	.536	8	10	.444	8th
1983-84	Sonny Smith	20	11	.645	12	6	.667	2nd
1984-85	Sonny Smith	22	12	.647	8	10	.444	7th
1985-86	Sonny Smith	22	11	.667	13	5	.722	2nd
1986-87	Sonny Smith	18	13	.581	9	9	.500	5th
1987-88	Sonny Smith	19	11	.633	11	7	.611	2nd
1988-89	Sonny Smith	9	19	.321	2	16	.111	10th
1989-90	Tommy Joe Eagles	13	18	.419	8	10	.444	6th
1990-91	Tommy Joe Eagles	13	16	.448	5	13	.278	7th
1991-92	Tommy Joe Eagles	12	15	.444	5	11	.313	5th-Western
1992-93	Tommy Joe Eagles	15	12	.556	8	8	.500	3rd-Western
1993-94	Tommy Joe Eagles	11	17	.393	3	13	.188	6th-Western
1994-95	Cliff Ellis	16	13	.552	7	9	.438	4th-Western
1995-96	Cliff Ellis	19	13	.594	6	10	.375	t-4th-Western
1996-97	Cliff Ellis	16	15	.516	6	10	.375	t-3rd-Western
1997-98	Cliff Ellis	16	14	.533	7	9	.438	3rd-Western
1998-99	Cliff Ellis	29	4	.879	14	2	.875	SEC Champs
1999-2000	Cliff Ellis	24	10	.706	9	7	.563	2nd-Western
2000-01	Cliff Ellis	18	14	.563	7	9	.438	t-4th-Western
2001-02	Cliff Ellis	12	16	.429	4	12	.250	6th-Western
2002-03	Cliff Ellis	22	12	.647	8	8	.500	t-2nd-Western
2003-04	Cliff Ellis	14	14	.500	5	11	.313	t-4th-Western
2004-05	Jeff Lebo	14	17	.452	4	12	.250	t-5th-Western
2005-06	Jeff Lebo	12	16	.429	4	12	.250	t-5th-Western
2006-07	Jeff Lebo	17	15	.531	7	9	.438	t-3rd-Western

## Coaching Records

Years	Coach	Seasons	Overall				SEC		
			Won	Lost	Tied	Pct.	Won	Lost	Pct.
1905-06 to 1920-21	Mike Donahue	16	74	80	1	.481			
1921-22 to 1923-24	Wilbur Hutsell	3	16	24		.421			
1924-25	Herb Bunker	1	3	11		.214			
1925-26 to 1927-28	Mike Papke	3	38	18		.679			
1928-29	George Bohler	1	6	15		.286			
1929-30	Hal Lee	1	1	10		.091			
1930-31 to 1932-33	Sam McAllister	3	25	18		.581	4	7	.364
1933-34 to 1941-42, 1945-46	Ralph Jordan	10	95	77		.552	61	56	.521
1942-43, 1944-45	Bob Evans	2	4	28		.125	3	18	.143
1946-47	V.J. Edney	1	3	18		.143	1	15	.063
1947-48 to 1948-49	Danny Doyle	2	21	25		.457	12	18	.400
1949-50 to 1962-63	Joel Eaves	14	213	100		.681	124	75	.623
1963-64 to 1972-73	Bill Lynn	10	130	124		.512	84	88	.488
1973-74 to 1977-78	Bob Davis	5	70	61		.534	42	48	.467
1978	Paul Lambert	2 months							
1978-79 to 1988-89	Sonny Smith	11	173	154		.529	84	114	.424
1989-90 to 1993-94	Tommy Joe Eagles	5	64	78		.451	29	55	.345
1994-95 to 2003-04	Cliff Ellis	10	186	125		.598	73	87	.456
2004-05 to present	Jeff Lebo	3	43	48		.473	15	33	.312
Totals		101 (74 SEC)	1165	1014	1	.535	532	614	.464



# AUBURN HOOP HISTORY

## Tournament Participation

### ALL COLLEGE CLASSIC (2-4)

- 1967— Auburn 65, Arkansas 58  
Oklahoma City 78, Auburn 68  
Auburn 76, Virginia Tech 61
- 1948— Baylor 59, Auburn 44  
Colorado A&M 46, Auburn 41  
SMU 59, Auburn 41

### BANK ONE FIESTA BOWL BASKETBALL CLASSIC (1-1)

- 1993— Michigan 102, Auburn 81  
Auburn 81, Fordham 60

### BAYOU CLASSIC (1-1)

- 1979— Auburn 74, Cal. St.-Long Beach 69  
SW Louisiana 92, Auburn 75

### BIG APPLE NIT (0-1)

- 1985— West Virginia 75, Auburn 58

### BIG ISLAND INVITATIONAL (1-2)

- 1996— Colorado 78, Auburn 72 (OT)  
Auburn 98, Hawaii-Hilo 92 (OT)  
Texas Christian 86, Auburn 66

### BIG SUN TOURNAMENT (2-0)

- 1978— Auburn 78, Oklahoma 70  
Auburn 63, Navy 57

### BIRMINGHAM CLASSIC (8-2)

- 1961— Auburn 67, LSU 50  
Auburn 77, VPI 63
- 1960— Auburn 76, VPI 73  
Auburn 74, Alabama 62
- 1959— Navy 68, Auburn 61  
Auburn 59, Alabama 52  
Auburn 70, Wyoming 47
- 1958— Auburn 79, Alabama 60
- 1957— Auburn 75, TCU 63  
Miss. State 52, Auburn 37

### BLADE GLASS CLASSIC (1-1)

- 1980— Air Force 48, Auburn 46 (OT)  
Auburn 63, Columbia 55

### BLUE ANGELS CLASSIC (2-2)

- 1991— Auburn 93, Slippery Rock 66  
South Alabama 107, Auburn 87
- 1989— Auburn 75, Navy 61  
Southern Miss 84, Auburn 73

### BLUEBONNET BOWL TOURNAMENT (1-1)

- 1964— Houston 50, Auburn 48  
Auburn 94, Rice 71

### BLUE GRAY TOURNAMENT (2-2)

- 1955— Texas 83, Auburn 76  
Eastern Kentucky 93, Auburn 71
- 1954— Auburn 91, Washington & Lee 81  
Auburn 73, Tennessee 64

### CAPITAL CITY CLASSIC (3-1)

- 1995— Auburn 92, Norfolk State 56  
Auburn 84, Florida A&M 54

- 1994— Auburn 83, Florida A&M 70  
Kansas State 78, Auburn 75

### CARDINAL VARSITY CLUB CLASSIC (1-1)

- 1994— Auburn 77, Georgia Southern 45  
Ball State 82, Auburn 74

### CAROLINA INVITATIONAL (1-2)

- 1951— Auburn 66, Davidson 59  
Georgia Tech 79, Auburn 62  
South Carolina 70, Auburn 67

### CAROUSEL TOURNAMENT (2-1)

- 1956— Auburn 89, Clemson 64  
Auburn 66, St. Joseph's 64  
Wake Forest 58, Auburn 48

### COLONIAL CLASSIC (1-1)

- 1983— Auburn 78, Youngstown State 52  
South Alabama 95, Auburn 73

### COTTON STATES CLASSIC (1-1)

- 1987— Auburn 65, Villanova 64  
Georgia Tech 83, Auburn 72

### COUGAR CLASSIC (1-1)

- 1997— Pepperdine 62, Auburn 55  
Auburn 63, Weber State 58

### DR. PEPPER CLASSIC (1-1)

- 1991— Auburn 104, Eastern Kentucky 92  
Tenn.-Chattanooga 87, Auburn 75

### DR. PEPPER INVITATIONAL (2-0)

- 1995— Auburn 63, Liberty 58  
Auburn 83, Baylor 64

### ENERGIA SYSTEMS THANKGIVING TOURNAMENT (2-1)

- 2000— Auburn 89, Robert Morris 71  
Toledo 95, Auburn 90 (2OT)  
Auburn 80, Providence 69

### GATOR BOWL TOURNAMENT (1-1)

- 1983— Wake Forest 76, Auburn 67  
Auburn 95, Villanova 83

### GREAT ALASKA SHOOTOUT (0-3)

- 1989— Michigan State 92, Auburn 79  
Connecticut 95, Auburn 81  
Alaska-Anchorage 109, Auburn 94

### HOUSTON CLASSIC (0-2)

- 1961— Texas A&M 62, Auburn 50  
Houston 54, Auburn 49

### ILLINI CLASSIC (1-1)

- 1987— Auburn 70, San Jose State 65  
Illinois 107, Auburn 103 (OT)

### IPTAY TOURNAMENT (0-2)

- 1973— Clemson 87, Auburn 72  
Jacksonville 90, Auburn 78

### IRON DUKE CLASSIC (0-2)

- 1981— William & Mary 58, Auburn 48  
Duke 72, Auburn 71

### KRYSTAL CLASSIC (1-1)

- 1984— VCU 78, Auburn 59  
Auburn 95, Delaware 63

### LOUISVILLE CLASSIC (1-1)

- 1976— Creighton 81, Auburn 76  
Auburn 78, Rutgers 75

### MARSHALL MEMORIAL INV. (2-0)

- 1977— Auburn 66, Southern Illinois 65  
Auburn 112, Oklahoma State 94

### MEMPHIS INVITATIONAL (1-1)

- 1953— Auburn 78, Memphis State 64  
Ole Miss 65, Auburn 55

### MOBILE CLASSIC (4-0)

- 1968— Auburn 73, Southern Miss 70  
Auburn 75, Xavier 73
- 1966— Auburn 67, Florida State 59  
Auburn 80, TCU 79

### OLD DOMINION TOURNAMENT (1-1)

- 1970— Auburn 86, Xavier 73  
Old Dominion 89, Auburn 76

### PILLSBURY CLASSIC (1-1)

- 1974— Clemson 63, Auburn 59  
Auburn 73, Navy 69

### POINSETTIA TOURNAMENT (2-2)

- 1971— Auburn 103, Furman 78  
Clemson 77, Auburn 67
- 1964— Clemson 77, Auburn 65  
Auburn 107, Furman 86

### PUERTO RICO SHOOTOUT (3-0)

- 1995— Auburn 70, La Salle 60  
Auburn 82, James Madison 71  
Auburn 82, #13 Louisville 78

### RED LOBSTER CLASSIC (3-1)

- 1988— Villanova 84, Auburn 83  
Auburn 95, Central Florida 68
- 1985— Auburn 78, Central Florida 49  
Auburn 89, Boston College 85

### SAN JUAN SHOOTOUT (8-1)

- 2004— Auburn 74, Delaware 46  
Auburn 79, Middle Tenn. State 74  
Toledo 68, Auburn 65
- 2002— AU 94, Puerto Rico-Mayaguez 64  
Auburn 63, Denver 58  
Auburn 94, Troy State 66
- 1999— #6 AU 109, P.R.-Mayaguez 52  
#6 Auburn 73, Virginia Tech 63  
#6 Auburn 87, Pepperdine 76

### SHOW ME CLASSIC (0-2)

- 1979— Arkansas State 69, Auburn 62  
George Washington 71, Auburn 60

### SOUTH PADRE ISLAND INVITATIONAL (2-2)

- 2006— Auburn 95, Winston-Salem St. 62  
Auburn 64, East Tenn. State 58  
Oklahoma State 66, Auburn 65  
#7 Wisconsin 77, Auburn 63

### SUGAR BOWL TOURNAMENT (4-6)

- 1990— Villanova 88, Auburn 71  
Auburn 84, Tulane 71
- 1977— Southern Cal 85, Auburn 74  
Temple 74, Auburn 73
- 1963— Duke 84, Auburn 67  
Auburn 62, Loyola (N.O.) 52
- 1962— Auburn 64, Xavier 57  
Auburn 71, Houston 69

### SUN BOWL CLASSIC (3-3)

- 1986— Auburn 89, Iowa State 87  
UTEP 87, Auburn 82
- 1975— SMU-87, Auburn 85 (OT)  
Auburn 92, Tulsa 74
- 1973— UTEP 68, Auburn 56  
Auburn 88, Lamar 78

### TAMPA INVITATIONAL (3-1)

- 1967— St. Bonaventure 77, Auburn 73  
Auburn 70, Rutgers 62
- 1965— Auburn 76, Columbia 75 (OT)  
Auburn 59, Florida State 58

### TROJAN CLASSIC (0-2)

- 1972— Southern Cal 73, Auburn 66  
Western Kentucky 87, Auburn 72

### UNITED AIRLINES TIP-OFF CLASSIC (2-0)

- 1998— Auburn 70, Rutgers 55  
Auburn 84, Hawaii 57

### USAIR EAST COAST CLASSIC (1-1)

- 1992— Auburn 65, Louisiana Tech 45  
UNC-Wilmington 91, Auburn 80

### UTAH HILTON CLASSIC (2-0)

- 1982— Auburn 69, Cal State-Fullerton 60  
Auburn 71, Utah 62

### VANDERBILT CLASSIC (2-0)

- 1969— Auburn 70, St. Louis 66  
Auburn 85, Dartmouth 76

### VOLUNTEER INVITATIONAL (0-2)


- 1966— Tennessee 73, Auburn 49  
Miami (Fla.) 87, Auburn 73

### WENDY'S CLASSIC (1-1)

- 1985— Auburn 80, Kentucky Wesleyan 71  
Western Kentucky 71, Auburn 58



Auburn celebrates winning the 1995 Dr. Pepper Inv. in Waco, Texas.



Auburn won the 1995 Puerto Rico Shootout after trailing by 22 points to Louisville.

2007-08 Outlook  
2007-08 Tigers  
Coaching Staff  
2007-08 Opponents  
2006-07 Review  
Tiger Records  
AU Hoop History  
Tiger Tracks  
Administration

# Year-by-Year Tournament Results

## 2006

South Padre Island Invitational in South Padre Island, TX and Auburn, AL  
 Nov. 17—Auburn 95, Winston-Salem 62  
 Nov. 19—Auburn 64, East Tenn. State 58  
 Nov. 24—Oklahoma State 66, Auburn 65  
 Nov. 25—Wisconsin 77, Auburn 63

## 2004

San Juan Shootout in Carolina, P.R.  
 Dec. 20—Auburn 74, Delaware 46  
 Dec. 21—Auburn 79, Middle Tenn. State 74  
 Dec. 22—Toledo 68, Auburn 65  
 (Auburn crowned as Champions via tiebreaker)

## 2002

San Juan Shootout in Caguas, P.R.  
 Dec. 20—Auburn 94, Puerto Rico-Mayaguez 64  
 Dec. 21—Auburn 63, Denver 58  
 Dec. 22—Auburn 94, Troy State 66 (Champs)

## 2000

Energia Systems Thanksgiving Tour. in Kansas City, Mo.  
 Nov. 24—Auburn 89, Robert Morris 71  
 Nov. 25—Toledo 95, Auburn 90 (2OT)  
 Nov. 26—Auburn 80, Providence 69

## 1999

San Juan Shootout in San Juan, P.R.  
 Dec. 20—#6 Auburn 109, P.R.-Mayaguez 52  
 Dec. 21—#6 Auburn 73, Virginia Tech 63  
 Dec. 22—#6 Auburn 87, Pepperdine 76 (Champs)

## 1998

United Airlines Tip-Off Classic in Honolulu, HI  
 Nov. 27—Auburn 70, Rutgers 55  
 Nov. 28—Auburn 84, Hawaii 57 (Champions)

## 1997

Cougar Classic in Provo, Utah  
 December 12—Pepperdine 62, Auburn 55  
 December 13—Auburn 63, Weber State 58

## 1996

Big Island Invitational in Hilo, Hawaii  
 November 29—Colorado 78, Auburn 72 (OT)  
 November 30—Auburn 98, Hawaii-Hilo 92 (OT)  
 December 1—Texas Christian 86, Auburn 66

## 1995

Puerto Rico Shootout in Bayamon, P.R.  
 November 24—Auburn 70, La Salle 60  
 November 25—Auburn 82, James Madison 71  
 November 26—Auburn 82, #13 Louisville 78  
 (Champions)

Dr. Pepper Invitational in Waco, Texas  
 December 8—Auburn 63, Liberty 58  
 December 9—Auburn 83, Baylor 64 (Champions)

Capital City Classic in Tallahassee, Fla.  
 December 29—Auburn 92, Norfolk State 56  
 December 30—Auburn 84, Florida A&M 54  
 (Champions)

## 1994

Cardinal Varsity Club Classic in Muncie, Ind.  
 December 2—Auburn 77, Georgia Southern 45  
 December 3—Ball State 82, Auburn 74

Capital City Classic in Tallahassee, Fla.  
 December 29—Auburn 83, Florida A&M 70  
 December 30—Kansas State 78, Auburn 75

## 1993

Bank One Fiesta Bowl Basketball Classic in Tucson, Ariz.  
 December 28—#7 Michigan 102, Auburn 81  
 December 30—Auburn 81, Fordham 60

## 1992

USAir East Coast Classic in Wilmington, N.C.  
 December 18—Auburn 65, Louisiana Tech 45  
 Dec. 19—UNC-Wilmington 91, Auburn 80

## 1991

Blue Angels Classic in Pensacola, Fla.  
 December 20—Auburn 93, Slippery Rock 66  
 Dec. 21—South Alabama 107, Auburn 87

Dr. Pepper Classic in Chattanooga, Tenn.  
 December 28—Auburn 104, Eastern Kentucky 92  
 December 29—Tenn.-Chattanooga 87, Auburn 75

## 1990

USF&G Sugar Bowl Tourney in New Orleans, La.  
 December 27—Villanova 88, Auburn 71  
 December 28—Auburn 84, Tulane 71

## 1989

Great Alaska Shootout in Anchorage, Alaska  
 November 24—Michigan State 92, Auburn 79  
 November 25—Connecticut 95, Auburn 81  
 Nov. 26—Alaska-Anchorage 109, Auburn 94

Blue Angels Classic in Pensacola, Fla.  
 December 28—Auburn 75, Navy 61  
 December 29—Southern Miss 84, Auburn 73

## 1988

Red Lobster Classic in Orlando, Fla.  
 December 28—Villanova 84, Auburn 83  
 December 29—Auburn 95, Central Florida 68

## 1987

Illini Classic in Champaign, Ill.  
 December 11—Auburn 70, San Jose State 65  
 Dec. 12—Illinois 107, Auburn 103 (OT)

Cotton States Classic in Atlanta, Ga.  
 December 29—Auburn 65, Villanova 64  
 December 30—Georgia Tech 83, Auburn 72

## 1986

Sun Bowl Classic in El Paso, Texas  
 December 28—#5 Auburn 89, Iowa State 87  
 December 29—UTEP 87, Auburn 82

## 1985

Big Apple NIT in Hartford, Conn.  
 Nov. 22—West Virginia 75, #10 Auburn 58

Wendy's Classic in Bowling Green, Ky.  
 December 6—Auburn 80, Kentucky Wesleyan 71  
 Dec. 7—Western Kentucky 71, Auburn 58

Red Lobster Classic in Orlando, Fla.  
 December 22—Auburn 78, Central Florida 49  
 December 23—Auburn 89, Boston College 85  
 (Champions)

## 1984

Krystal Classic in Chattanooga, Tenn.  
 December 21—VCU 78, Auburn 59  
 December 22—Auburn 95, Delaware 63


## 1983

Colonial Classic in Mobile, Ala.  
 Dec.r 8—Auburn 78, Youngstown State 52  
 Dec. 9—South Alabama 95, Auburn 73

Gator Bowl Tournament in Jacksonville, Fla.  
 Dec. 27—#10 Wake Forest 76, Auburn 67  
 December 28—Auburn 95, Villanova 83

## 1982

Utah-Hilton Classic in Salt Lake City, Utah  
 Dec. 28—Auburn 69, Cal State-Fullerton 60  
 December 29—Auburn 71, Utah 62 (Champs)



Auburn was ecstatic after erasing a 22-point halftime deficit to win the 1995 Puerto Rico Shootout title with an 82-78 victory over #13 Louisville. It was the Tigers' first tournament title in 10 years.

### 1981

Iron Duke Classic in Durham, N.C.  
 Dec. 29—William & Mary 58, Auburn 48  
 December 30—Duke 72, Auburn 71

### 1980

Blade-Glass Classic in Toledo, Ohio  
 Dec. 29—Air Force 48, Auburn 46 (OT)  
 December 30—Auburn 63, Columbia 55

### 1979

Show Me Classic in Columbia, Mo.  
 December 7—Arkansas State 69, Auburn 62  
 December 8—George Washington 71, Auburn 60

Bayou Classic in Lafayette, La.  
 Dec. 21—Auburn 74, Cal St.-Long Beach 69  
 Dec. 22—Southwestern La. 92, Auburn 75

### 1978

Big Sun Tournament in St. Petersburg, Fla.  
 December 15—Auburn 78, Oklahoma 70  
 December 16—Auburn 63, Navy 57 (Champions)

### 1977

Marshall Memorial Invit. in Huntington, W. Va.  
 December 10—Auburn 66, Southern Illinois 65  
 December 11—Auburn 112, Oklahoma St. 94  
 (Champions)

Sugar Bowl Tournament in New Orleans, La.  
 December 29—Southern Cal 85, Auburn 74  
 December 30—Temple 74, Auburn 73

### 1976

Louisville Classic in Louisville, Ky.  
 December 28—Creighton 81, #20 Auburn 76  
 December 29—#20 Auburn 78, Rutgers 75

### 1975

Sun Carvinal in El Paso, Texas  
 Dec. 19—SMU 87, #17 Auburn 85 (OT)  
 December 20—#17 Auburn 92, Tulsa 74

### 1974

Pillsbury Classic in Minneapolis, Minn.  
 December 27—Clemson 63, Auburn 59  
 December 28—Auburn 73, Navy 69

### 1973

IPTAY Tournament in Clemson, S.C.  
 November 30—Clemson 87, Auburn 72  
 Dec. 1—#17 Jacksonville 90, Auburn 78

Sun Carnival in El Paso, Texas  
 December 21—Texas-El Paso 68, Auburn 56  
 December 22—Auburn 88, Lamar 78

### 1972

Trojan Classic in Los Angeles, Calif.  
 December 15—Southern Cal 73, Auburn 66  
 December 16—Western Kentucky 87, Auburn 72

### 1971

Poinsettia Tournament in Greenville, S.C.  
 December 29—Auburn 103, Furman 78  
 December 30—Clemson 77, Auburn 67

### 1970

Old Dominion Tournament in Norfolk, Va.

December 29—Auburn 86, Xavier 73  
 December 30—Old Dominion 89, Auburn 76

### 1969

Vanderbilt Classic in Nashville, Tenn.  
 December 19—Auburn 70, St. Louis 66  
 Dec. 20—Auburn 85, Dartmouth 76 (Champs)

### 1968

Mobile Classic in Mobile, Ala.  
 December 27—Auburn 73, Southern Miss 70  
 Dec. 28—Auburn 75, Xavier 73 (Champions)

### 1967

Tampa Invitational in Tampa, Fla.  
 December 18—St. Bonaventure 77, Auburn 73  
 December 19—Auburn 70, Rutgers 62

All-College Classic in Oklahoma City, Okla.  
 December 27—Auburn 65, Arkansas 58  
 Dec. 28—Oklahoma City 78, Auburn 68  
 December 29—Auburn 76, Virginia Tech 61

### 1966

Volunteer Invitational in Knoxville, Tenn.  
 December 16—Tennessee 73, Auburn 49  
 December 17—Miami (Fla.) 87, Auburn 73

Mobile Classic in Mobile, Ala.  
 December 27—Auburn 67, Florida State 59  
 December 28—Auburn 80, TCU 79 (Champs)

### 1965

Tampa Invitational in Tampa, Fla.  
 December 20—Auburn 76, Columbia 75 (OT)  
 Dec. 21—Auburn 59, Florida State 58 (Champs)

Sugar Bowl Tournament in New Orleans, La.  
 December 29—Dayton 85, Auburn 71  
 December 30—Houston 89, Auburn 76

### 1964

Bluebonnet Bowl Tournament in Houston, Texas  
 December 15—Houston 50, Auburn 48  
 December 17—Auburn 94, Rice 71

Poinsettia Classic in Greenville, S.C.  
 December 27—Clemson 77, Auburn 65  
 December 29—Auburn 107, Furman 86

### 1963

Sugar Bowl Tournament in New Orleans, La.  
 December 30—Duke 84, Auburn 67  
 December 31—Auburn 62, Loyola (N.O.) 52

### 1962

Sugar Bowl Tournament in New Orleans, La.  
 December 28—Auburn 64, Xavier 57  
 December 29—Auburn 71, Houston 69 (OT)  
 (Champions)

### 1961

Birmingham Classic in Birmingham, Ala.  
 December 15—Auburn 67, LSU 50  
 December 16—Auburn 77, VPI 63 (Champions)

Houston Classic in Houston, Texas  
 December 22—Texas A&M 62, Auburn 50  
 December 23—Houston 54, Auburn 49

### 1960

Birmingham Classic in Birmingham, Ala.  
 December 16—#11 Auburn 76, VPI 73  
 Dec. 17—#11 Auburn 74, Alabama 62 (Champs)

### 1959

Birmingham Classic in Birmingham, Ala.  
 December 18—Navy 68, Auburn 61  
 December 19—Auburn 59, Alabama 52

### 1958

Birmingham Classic in Birmingham, Ala.  
 December 19—#13 Auburn 70, Wyoming 47  
 Dec. 20—#13 Auburn 79, Alabama 60 (Champs)

### 1957

Birmingham Classic in Birmingham, Ala.  
 December 13—Auburn 75, TCU 63  
 December 14—Mississippi State 52, Auburn 37

### 1956

Carousel Tournament in Charlotte, N.C.  
 December 17—Auburn 89, Clemson 64  
 December 18—Auburn 66, St. Joseph's 64  
 December 19—Wake Forest 58, Auburn 48

### 1955

Blue-Gray Tournament in Montgomery, Ala.  
 December 16—Texas 83, Auburn 76  
 December 17—Eastern Ky. 93, Auburn 71

### 1954

Blue-Gray Tournament in Montgomery, Ala.  
 Dec. 17—Auburn 91, Washington & Lee 81  
 Dec. 18—Auburn 73, Tennessee 64 (Champs)

### 1953


Memphis Invitational in Memphis, Tenn.  
 January 2—Auburn 78, Memphis State 64  
 January 3—Ole Miss 65, Auburn 55

### 1951

Carolina Invitational in Charlotte, N.C.  
 December 28—Auburn 66, Davidson 59  
 December 29—Georgia Tech 79, Auburn 62  
 December 29—South Carolina 70, Auburn 67

### 1948

All College Classic in Oklahoma City, Okla.  
 Dec. 27—Baylor 59, Auburn 44  
 Dec. 28—Colorado A&M 46, Auburn 41  
 Dec. 29—SMU 59, Auburn 41



The 1998-99 Tigers pose after winning the 1998 United Airlines Tip-off Classic in Honolulu, Hawaii.





# SEC Tournament

(1933-52, 1979-2007)

**2007**

The Georgia Dome in Atlanta, Ga.  
March 8—Georgia 80, Auburn 65

**2006**

Gaylord Entertainment Center in Nashville, Tenn.  
March 9—Vanderbilt 76, Auburn 71

**2005**

The Georgia Dome in Atlanta, Ga.  
March 10—Auburn 77, Vanderbilt 73  
March 11—LSU 89, Auburn 58

**2004**

The Georgia Dome in Atlanta, Ga.  
March 11—Georgia 73, Auburn 59

**2003**

The Louisiana Superdome in New Orleans, La.  
March 13—Auburn 66, Tennessee 53  
March 14—#2 Kentucky 78, Auburn 58

**2002**

The Georgia Dome in Atlanta, Ga.  
March 7—#11 Florida 81, Auburn 63

**2001**

Gaylord Entertainment Center in Nashville, Tenn.  
March 8—#24 Tennessee 73, Auburn 66

**2000**

The Georgia Dome in Atlanta, Ga.  
March 10—#23 Auburn 78, #10 Florida 70  
March 11—#23 Auburn 77, So. Carolina 72 (ot)  
March 12—Arkansas 75, #23 Auburn 67  
(runner-up)

**1999**

The Georgia Dome in Atlanta, Ga.  
March 5—#4 Auburn 93, Alabama 61  
March 6—#14 Kentucky 69, #4 Auburn 57

**1998**

The Georgia Dome in Atlanta, Ga.  
March 5—Florida 68, Auburn 64

**1997**

The Pyramid in Memphis, Tenn.  
March 6—Auburn 67, Tennessee 54  
March 7—#6 Kentucky 92, Auburn 50

**1996**

The Louisiana Superdome in New Orleans, La.  
March 7—Auburn 68, Vanderbilt 65  
March 8—#25 Miss. State 69, Auburn 58

**1995**

The Georgia Dome in Atlanta, Ga.  
March 9—Auburn 81, South Carolina 66  
March 10—#3 Kentucky 93, Auburn 81

**1994**

The Pyramid in Memphis, Tenn.  
March 10—Auburn 81, Vanderbilt 56  
March 11—Alabama 83, Auburn 55

**1993**

Rupp Arena in Lexington, Ky.  
March 11—Tennessee 78, Auburn 76

**1992**

Birmingham-Jefferson Civic Center in B'ham, Ala.  
Ineligible to compete

**1991**

Memorial Gymnasium in Nashville, Tenn.  
March 8—Auburn 92, #16 LSU 77  
March 9—#24 Alabama 77, Auburn 59

**1990**

Orlando Arena in Orlando, Fla.  
March 9—Auburn 78, #11 LSU 76  
March 10—Alabama 87, Auburn 71

**1989**

Thompson-Boling Arena in Knoxville, Tenn.  
March 9—Ole Miss 80, Auburn 68

**1988**

Assembly Center in Baton Rouge, La.  
March 11—Georgia 65, Auburn 60

**1987**

The Omni in Atlanta, Ga.  
March 6—Auburn 79, Kentucky 72  
March 7—#9 Alabama 87, Auburn 68

**1986**

Rupp Arena in Lexington, Ky.  
March 6—Mississippi State 65, Auburn 63

**1985**

Birmingham-Jefferson Civic Center in B'ham, Ala.  
March 6—Auburn 68, Ole Miss 60  
March 7—Auburn 58, LSU 55  
March 8—Auburn 43, Florida 42  
March 9—Auburn 53, Alabama 49 (ot)  
(Champions)

**1984**

Memorial Gymnasium in Nashville, Tenn.  
March 8—Auburn 59, Vanderbilt 58  
March 9—Auburn 60, Tennessee 58  
March 10—#3 Kentucky 51, Auburn 49  
(runner-up)

**1983**

Birmingham-Jefferson Civic Center in B'ham, Ala.  
March 10—Alabama 62, Auburn 61

**1982**

Rupp Arena in Lexington, Ky.  
March 3—Auburn 38, Miss. State 36 (ot)  
March 4—#15 Kentucky 89, Auburn 66

**1981**

Birmingham-Jefferson Civic Center in B'ham, Ala.  
March 4—Florida 50, Auburn 48 (ot)

**1980**

Birmingham-Jefferson Civic Center in B'ham, Ala.  
February 27—Auburn 79, Georgia 71  
February 28—#2 Kentucky 69, Auburn 61

**1979**

Birmingham-Jefferson Civic Center in B'ham, Ala.  
February 28—Auburn 59, Vanderbilt 53  
March 1—Auburn 95, Georgia 91 (4OT)  
March 2—#20 Tennessee 74, Auburn 65

**1952**

Jefferson County Armory in Louisville, Ky.  
February 28—Alabama 63, Auburn 49

**1951**

Jefferson County Armory in Louisville, Ky.  
March 2—Kentucky 84, Auburn 54

**1950**

Jefferson County Armory in Louisville, Ky.  
March 3—LSU 73, Auburn 45

**1949**

Jefferson County Armory in Louisville, Ky.  
March 4—Kentucky 70, Auburn 39

**1948**

Jefferson County Armory in Louisville, Ky.  
March 4—Tulane 47, Auburn 40

**1947**

Jefferson County Armory in Louisville, Ky.  
February 28—Kentucky 84, Auburn 18

**1946**

Jefferson County Armory in Louisville, Ky.  
February 28—Kentucky 69, Auburn 24

**1945**

Jefferson County Armory in Louisville, Ky.  
February 29—Tennessee 56, Auburn 24

**1944**

Jefferson County Armory in Louisville, Ky.  
February 24-25—Auburn did not participate due to World War II.

**1943**

Jefferson County Armory in Louisville, Ky.  
February 25—LSU 67, Auburn 38

**1942**

Jefferson County Armory in Louisville, Ky.  
February 26—Auburn 36, Vanderbilt 34  
February 27—Auburn 45, Tulane 36  
February 28—Kentucky 40, Auburn 31

**1941**

Jefferson County Armory in Louisville, Ky.  
February 28—Alabama 38, Auburn 16

**1940**

Alumni Memorial Gymnasium in Knoxville, Tenn.  
February 28—Georgia 48, Auburn 41

**1939**

Alumni Memorial Gymnasium in Knoxville, Tenn.  
March 1—Auburn 43, Tulane 30  
March 2—Tennessee 49, Auburn 35

**1938**

John Parker Agricultural Ctr. in Baton Rouge, La.  
March 3—LSU 60, Auburn 34

**1937**

Alumni Memorial Gymnasium in Knoxville, Tenn.  
Feb. 26-March 1: Auburn did not participate.

**1936**

Alumni Memorial Gymnasium in Knoxville, Tenn.  
February 28—Auburn 43, Georgia 26  
February 29—Tennessee 43, Auburn 25

**1935**

No SEC Tournament held.

2007-08 Outlook  
2007-08 Tigers  
Coaching Staff  
2007-08 Opponents  
2006-07 Review  
Tiger Records  
AU Hoop History  
Tiger Tracks  
Administration




**1934**

Atlanta Athletic Club in Atlanta, Ga.  
 February 23—Tennessee 43, Auburn 26

**1933**

Atlanta Athletic Club in Atlanta, Ga.  
 February 24—LSU 57, Auburn 33



Frank Ford slams home Auburn's 1985 SEC Tournament Championship with a 53-49 overtime victory over Alabama in Birmingham, Ala. The Tigers, an eighth seed, became the first team in SEC history to win four games in four days to claim the SEC Tournament title.

## Southern Conference Results (1921-32)

**1932**

Southern Conference Tournament in Atlanta, Ga.  
 February 26-29: Auburn 34, N.C. State 33; Auburn 30, LSU 22; North Carolina 52, Auburn 31

**1931**

Southern Conference Tournament in Atlanta, Ga.  
 February 27-March 3: Auburn 33, Virginia 26; Georgia 31, Auburn 27

**1930**

Auburn did not participate.

**1929**

Southern Conference Tournament in Atlanta, Ga.  
 March 1-5: Georgia 42, Auburn 24

**1928**

Southern Conference Tournament in Atlanta, Ga.  
 February 24-28: Auburn 27, Clemson 26; Auburn 30, Georgia Tech 29; Auburn 42, Miss. State 34; Ole Miss 32, Auburn 31

**1927**

Southern Conference Tournament in Atlanta, Ga.  
 February 25-March 5: Auburn 38, VPI 33; North Carolina 28, Auburn 15

**1926**

Southern Conference Tournament in Atlanta, Ga.  
 February 26-March 2: N.C. State 32, Auburn 26

**1925**

Southern Conference Tournament in Atlanta, Ga.  
 February 29-March 5: Virginia 29, Auburn 27

**1924**

Southern Conference Tournament in Atlanta, Ga.  
 February 28-March 4: Auburn 35, Georgia Tech 29; Alabama 40, Auburn 19

**1927**

Southern Intercollegiate Tournament in Atlanta, Ga.  
 February 27-March 3: Mercer 45, Auburn 24

**1922**

Southern Intercollegiate Tournament in Atlanta, Ga.  
 Feb. 24-March 2: Auburn 32, Newberry 21; North Carolina 32, Auburn 27

**1921**

Southern Intercollegiate Tournament in Atlanta, Ga.  
 February 25-March 2: Auburn 45, Clemson 25; Georgia 32, Auburn 24

# NCAA Tournament

## Results

### 1984

NCAA East First Round at the Charlotte Coliseum in Charlotte, N.C.  
 March 15—Richmond 72, Auburn 71

### 1985

NCAA Southeast First and Second Rounds at the Athletic and Convocation Center in Notre Dame, Ind.

March 14—Auburn 59, Purdue 58

March 16—Auburn 66, Kansas 64

Southeast Regional at the Birmingham Coliseum in Birmingham, Ala.

March 22—North Carolina 62, Auburn 56

### 1986

NCAA West First and Second Rounds at the Long Beach Arena in Long Beach, Calif.

March 14—Auburn 73, Arizona 63

March 16—Auburn 81, St. John's 65

West Regional Semifinals and Finals at The Summit in Houston, Texas

March 20—Auburn 70, UNLV 63

March 22—Louisville 84, Auburn 76

### 1987

NCAA Midwest First and Second Rounds at the Indiana Hoosier Dome in Indianapolis, Ind.

March 12—Auburn 62, San Diego 61

March 14—Indiana 107, Auburn 90

### 1988

NCAA Southeast First and Second Rounds at The Omni in Atlanta, Ga.

March 17—Auburn 90, Bradley 86

March 19—Oklahoma 107, Auburn 87

### 1999

NCAA South First and Second Rounds at the RCA Dome in Indianapolis, Ind.

March 11—Auburn 80, Winthrop 41

March 13—Auburn 81, Oklahoma State 74

South Regional Semifinals at Thompson-Boling Arena in Knoxville, Tenn.

March 18—Ohio State 72, Auburn 64

### 2000

NCAA Midwest First and Second Rounds at the Hubert H. Humphrey Metrodome in Minneapolis, Minn.

March 16—#22 Auburn 72, Creighton 69

March 17—#6 Iowa State 79, #22 Auburn 60

### 2003

NCAA East First and Second Rounds at the St. Pete Times Forum in Tampa, Fla.

March 21—Auburn 65, Saint Joseph's 63 (ot)

March 23—Auburn 68, #8 Wake Forest 62

East Regional Semifinals at the Pepsi Arena in Albany, N.Y.

March 28—#12 Syracuse 79, Auburn 78

**NCAA TOTALS: Won 12, Lost 8 (.600)**

## Records

### Individual Single Game

**Points**—36, Chris Morris (1988 vs. Bradley)

**Field Goals**—12, Chuck Person (1986 vs. UNLV and St. John's)  
 12, Marquis Daniels (2003 vs. Syracuse)

**Field Goals Attempted**—25, Chuck Person (1985 vs. North Carolina)

**3-Pointers Made**—4, Gerald White (1987 vs. Indiana), Daymeon Fishback (2000 vs. Creighton), Nathan Watson (2003 vs. Syracuse)

**3-Pointers Attempted**—9, Gerald White (1987 vs. Indiana),  
 9, Derrick Bird (2003 vs. Syracuse)

**Free Throws**—12, Jeff Moore (1988 vs. Oklahoma)

12, Chris Morris (1988 vs. Bradley)

**Free Throws Attempted**—13, Jeff Moore (1988 vs. Oklahoma)  
 13, Chris Morris (1988 vs. Bradley)

**Rebounds**—17, Charles Barkley (1984 vs. Richmond)

**Assists**—10, Gerald White (1987 vs. Indiana, '86 vs. UNLV)

### NCAA Tournament

**Points by a Player**—95, Chuck Person (1986, 4 games)

**Field Goals by a Player**—44, Chuck Person (1986, 4 games)

**3-Pointers by a Player**—7, Derrick Bird (2003, 3 games)

**Free Throws by a Player**—16, Chris Morris (1988, 2 games),  
 16, Gerald White (1986, 4 games)

**Rebounds by a Player**—38, Chuck Person (1986, 4 games)

**Assists by a Player**—34, Gerald White (1986, 4 games)

**Points by a Team**—300 (1986, 4 games)

**Field Goals by a Team**—126 (1986, 4 games)

**Free Throws by a Team**—48 (1986, 4 games)

**Rebounds by a Team**—143 (1986, 4 games)

### Career

**Points**—162, Chuck Person (1984, '85, '86, 8 games)

**Field Goals**—76, Chuck Person (1984, '85, '86, 8 games)

**Free Throws**—30, Jeff Moore (1985, '86, '87, '88, 11 games)

**Rebounds**—94, Jeff Moore (1985, '86, '87, '88, 11 games)

**Assists**—63, Gerald White (1984, '85, '86, '87, 10 games)

### Team Single Game

**Points**—90 (1988 vs. Bradley, 1987 vs. Indiana)

**Field Goals**—36 (1987 vs. Indiana)

**Field Goals Attempted**—86 (1987 vs. Indiana)

**Field Goal Percentage**—.532 (33-62, 1986 vs. Louisville)

**3-Pointers**—11 (2000 vs. Creighton)

**3-Pointers Attempted**—24 (1988 vs. Oklahoma)

**3-Point Percentage**—.524 (11-21, 2000 vs. Winthrop)

**Free Throws**—23 (1988 vs. Bradley)

**Free Throws Attempted**—27 (1988 vs. Bradley)

**Free Throw Percentage**—.923 (12-13, 1987 vs. Indiana)

**Rebounds**—57 (1988 vs. Oklahoma)

**Personal Fouls**—25 (1987 vs. Indiana)

### Opponent Individual Single Game

**Points**—44, Hersey Hawkins (1988 for Bradley)

**Field Goals**—15, Hersey Hawkins (1988 for Bradley)

**Field Goals Attempted**—25, Hersey Hawkins (1988 for Bradley)

**3-Pointers Made**—7, Steve Alford (1987 for Indiana)

**3-Pointers Attempted**—11, Steve Alford (1987 for Indiana)

**Free Throws**—9, Stacey King (1988 for Oklahoma)

9, Daryl Thomas (1987 for Indiana)

**Free Throws Attempted**—12, Stacey King (1988 for Oklahoma)

**Rebounds**—13, Rick Calloway (1987 for Indiana)

**Assists**—15, Keith Smart (1987 for Indiana)

### Opponent Team Single Game

**Points**—107 (1988 by Oklahoma, 1987 by Indiana)

**Field Goals**—41 (1988 by Oklahoma)

**Field Goals Attempted**—76 (1988 by Oklahoma)

**Field Goal Percentage**—.603 (38-63, 1987 by Indiana)

**3-Pointers**—12 (2000 by Creighton)

**3-Pointers Attempted**—32 (2000 by Creighton)

**3-Point Percentage**—.538 (7-13, 1987 by Indiana)

**Free Throws**—25 (2000 by #6 Iowa State)

**Free Throws Attempted**—31 (2000 by #6 Iowa State)

**Free Throw Percentage**—.857 (24-28, 1987 by Indiana),

.857 (18-21, 2003 by Wake Forest)

**Rebounds**—45 (1987 by Indiana)

**Personal Fouls**—23 (1988 by Oklahoma and Bradley),

23 (2003 by Wake Forest)



2007-08 Outlook  
 2007-08 Tigers  
 Coaching Staff  
 2007-08 Opponents  
 2006-07 Review  
 Tiger Records  
 AU Hoop History  
 Tiger Tracks  
 Administration

## Box Scores

**Richmond 72, Auburn 71**  
 March 15, 1984  
 NCAA First Round East Regional  
 Charlotte Coliseum • Charlotte, N.C.

Richmond	FG-FGA	FT-FTA	REB	PF	TP	MIN	A	TO	BLK	S
John Newman	11-22	4-5	1	3	26	39	0	3	2	1
John Davis	3-5	0-1	12	4	6	36	4	2	0	2
Bill Flye	8-14	3-4	5	5	19	38	0	4	0	2
Greg Beckwith	1-3	3-4	7	1	5	40	9	1	0	4
Kelvin Johnson	6-10	4-5	2	3	16	40	2	3	0	0
Tim Hardin	0-1	0-0	1	2	0	5	0	0	0	0
Lee Goss	0-0	0-1	0	0	0	2	0	0	0	0
Totals	29-55	14-20	31	18	72	200	15	13	2	9


FG%: 1st Half 18-28 .643, 2nd Half 11-27 .407, Game 29-55 .527; FT%: 1st Half 3-3 1.000, 2nd Half 11-17 .647, Game 14-20 .700; Team Rebounds: 3; Deadball Rebounds: 2.

Auburn	FG-FGA	FT-FTA	REB	PF	TP	MIN	A	TO	BLK	S
Greg Turner	4-9	4-6	3	2	12	32	1	3	1	0
Chuck Person	5-16	0-1	9	5	10	34	1	2	0	1
Charles Barkley	8-10	7-9	17	4	23	32	4	4	2	2
Gerald White	4-10	1-1	0	4	9	33	3	3	0	0
Frank Ford	0-1	0-0	2	0	0	22	2	1	0	0
Paul Daniels	2-3	0-0	1	3	4	25	2	1	1	0
Vern Strickland	5-10	1-2	1	3	11	21	1	1	0	2
Carey Holland	1-1	0-0	0	0	2	1	0	0	0	0
Totals	29-60	13-19	34	21	71	200	14	15	4	5

FG%: 1st Half 10-24 .417, 2nd Half 19-36 .528, Game 29-60 .483; FT%: 1st Half 2-5 .400, 2nd Half 11-14 .786, Game 13-19 .684; Team Rebounds: 1; Deadball Rebounds: 2.

SCORE BY PERIODS	1	2	F	
Richmond	39	33	—	72
Auburn	22	49	—	71

OFFICIALS—Jim Howell, Phil Robinson, Jim Burr  
 TECHNICAL FOULS—None. ATTENDANCE—11,666



Charles Barkley scored 23 points to lead Auburn in its first-ever NCAA Tournament appearance. The fifth-seeded Tigers were upset by 12th-seeded Richmond 72-71.

**Auburn 59, Purdue 58**  
 March 14, 1985  
 NCAA First Round Southeast Regional  
 Athletic & Convocation Center • Notre Dame, Ind.

Auburn	FG-FGA	FT-FTA	REB	PF	TP	MIN	A	TO	BLK	S
Chuck Person	9-17	2-2	8	3	20	39	0	2	1	2
Chris Morris	9-14	1-2	3	1	19	37	0	2	2	0
Jeff Moore	1-5	0-0	7	3	2	28	1	1	1	0
Frank Ford	4-7	1-1	6	2	9	39	3	3	0	3
Gerald White	3-5	1-4	5	1	7	37	4	3	0	0
Carey Holland	1-1	0-0	0	1	2	10	0	0	0	0
Johnny Lynn	0-2	0-0	1	0	0	7	0	0	0	0
Darren Guest	0-1	0-0	0	0	0	3	0	0	0	0
Totals	27-52	5-9	35	11	59	200	8	11	4	5


FG%: 1st Half 14-28 .500, 2nd Half 13-24 .541, Game 27-52 .519; FT%: 1st Half 3-5 .600, 2nd Half 2-4 .500, Game 5-9 .555; Team Rebounds: 5; Deadball Rebounds: 1.

Purdue	FG-FGA	FT-FTA	REB	PF	TP	MIN	A	TO	BLK	S
Mark Atkinson	0-2	0-0	3	4	0	36	2	0	1	1
Todd Mitchell	0-2	0-0	2	2	0	11	0	0	0	2
James Bullock	6-15	1-3	10	4	13	40	0	3	0	0
Troy Lewis	9-17	1-2	2	1	19	30	1	0	0	1
Steve Reid	9-17	0-2	3	4	18	39	6	1	1	2
Mack Gadis	0-1	0-0	0	0	0	10	0	1	0	0
Herb Robinson	0-0	0-0	0	0	0	5	0	0	0	0
Robert Littlejohn	3-5	2-2	9	0	8	29	0	2	0	1
Totals	27-59	4-9	29	15	58	200	9	7	2	7

FG%: 1st Half 12-29 .413, 2nd Half 15-30 .500, Game 27-59 .457; FT%: 1st Half 1-3 .333, 2nd Half 3-6 .500, Game 4-9 .444; Team Rebounds: 0; Deadball Rebounds: 1.

SCORE BY PERIODS	1	2	F	
Auburn	31	28	—	59
Purdue	25	33	—	58

OFFICIALS—Tom Fraim, Rich Eichorst, Ron Labetich  
 TECHNICAL FOULS—None. ATTENDANCE—10,480



Auburn, an 11th-seed, won its first-ever NCAA Tournament game 59-58 over sixth-seeded Purdue. Chris Morris was 9-14 from the field and scored 19 points.

**Auburn 66, #13 Kansas 64**

March 16, 1985

 NCAA Second Round Southeast Regional  
 Athletic & Convocation Center • Notre Dame, Ind.


Auburn	FG-FGA	FT-FTA	REB	PF	TP	MIN	A	TO	BLK	S
Chuck Person	10-19	1-2	5	4	21	31	2	0	0	0
Chris Morris	4-9	0-1	4	1	8	40	1	0	1	0
Jeff Moore	2-7	1-1	5	1	5	25	0	1	1	0
Frank Ford	9-9	5-6	7	3	23	37	1	4	0	0
Gerald White	1-2	7-8	2	3	9	38	5	4	0	0
Carey Holland	0-0	0-0	3	2	0	20	0	1	0	0
Johnny Lynn	0-0	0-0	0	0	0	5	0	0	0	0
Darren Guest	0-3	0-0	5	0	0	4	0	1	1	1
Totals	26-49	14-18	33	14	66	200	9	11	3	1

FG%: 1st Half 13-26 .500, 2nd Half 13-23 .565, Game 26-49 .531; FT%: 1st Half 4-5 .800, 2nd Half 10-13 .769, Game 14-18 .778; Team Rebounds: 2; Deadball Rebounds: 1.

Kansas	FG-FGA	FT-FTA	REB	PF	TP	MIN	A	TO	BLK	S
Danny Manning	3-12	1-2	8	4	7	22	1	0	0	1
Ron Kellogg	8-16	1-1	5	2	17	38	1	0	0	1
Greg Dreiling	1-4	0-0	6	4	2	29	0	3	0	0
Cedric Hunter	4-9	1-2	3	2	9	33	4	0	0	2
Calvin Thompson	10-16	1-2	1	3	21	37	2	1	0	0
Mark Turgeon	1-2	0-0	1	0	2	7	0	1	0	0
Milton Newton	0-1	0-0	1	0	0	4	0	0	0	0
Chris Piper	3-4	0-0	1	3	6	20	1	0	0	2
Tad Boyle	0-0	0-0	0	0	0	2	0	0	0	0
Mark Pellock	0-0	0-0	1	0	0	8	0	0	0	1
Totals	30-64	4-7	30	18	64	200	9	5	0	7

FG%: 1st Half 14-28 .500, 2nd Half 16-36 .444, Game 30-64 .469; FT%: 1st Half 0-0 .000, 2nd Half 4-7 .571, Game 4-7 .571; Team Rebounds: 3; Deadball Rebounds: 0.

SCORE BY PERIODS	1	2	F	
Auburn	30	36	—	66
Kansas	28	36	—	64

 OFFICIALS—Tom Fraim, Jim Bain, Larry Lembo  
 TECHNICAL FOULS—None.  
 ATTENDANCE—10,751 (c)


Sonny Smith hugs Frank Ford after Ford scored a game-high 23 points to lead Auburn to a 66-64 upset of third-seeded Kansas.

**#7 North Carolina 62, Auburn 56**

March 22, 1985

 NCAA Southeast Regional Semifinal  
 Birmingham Coliseum • Birmingham, Ala.


Auburn	FG-FGA	FT-FTA	REB	PF	TP	MIN	A	TO	BLK	S
Chuck Person	8-25	0-0	12	4	16	39	3	3	1	2
Chris Morris	3-10	1-2	9	2	7	38	0	0	0	2
Jeff Moore	2-3	0-0	2	3	4	17	1	0	0	0
Frank Ford	8-14	1-2	4	2	17	37	3	2	0	0
Gerald White	2-5	0-0	1	4	4	37	2	0	0	0
Carey Holland	2-2	4-8	1	2	8	22	0	0	1	0
Johnny Lynn	0-0	0-0	0	1	0	5	0	0	0	0
Darren Guest	0-0	0-0	1	0	0	5	0	0	0	0
Totals	25-59	6-12	33	18	56	200	9	5	2	4

FG%: 1st Half 9-27 .333, 2nd Half 16-32 .500, Game 25-59 .424; FT%: 1st Half 5-9 .556, 2nd Half 1-3 .333, Game 6-12 .500; Team Rebounds: 3; Deadball Rebounds: 3.

No. Carolina	FG-FGA	FT-FTA	REB	PF	TP	MIN	A	TO	BLK	S
Dave Popson	2-4	0-0	4	1	4	14	0	0	0	0
Brad Daugherty	5-8	0-2	8	2	10	39	3	2	2	0
Joe Wolf	4-6	2-2	7	3	10	35	3	1	0	0
Buzz Peterson	0-5	0-0	2	2	0	29	2	4	0	0
Kenny Smith	9-12	4-5	3	1	22	38	6	0	0	2
Ranzino Smith	1-5	2-2	2	0	4	14	1	0	0	0
Curtis Hunter	0-1	0-2	1	0	0	5	0	0	0	0
Warren Martin	4-8	4-5	5	3	12	26	1	1	1	0
Totals	25-49	12-18	32	12	62	200	16	8	3	2

FG%: 1st Half 14-27 .519, 2nd Half 11-22 .500, Game 25-49 .510; FT%: 1st Half 5-10 .500, 2nd Half 7-8 .875, Game 12-18 .667; Team Rebounds: 0; Deadball Rebounds: 2.

SCORE BY PERIODS	1	2	F	
Auburn	23	33	—	56
North Carolina	33	29	—	62

 OFFICIALS—Tim Higgins, Jim Burr, J.C. Leinbech  
 TECHNICAL FOULS—None. ATTENDANCE—16,843 (c)


Auburn fell to North Carolina, a two seed, 62-56 in the Tigers' first-ever trip to the "Sweet Sixteen." Chuck Person totaled 16 points and 12 rebounds.



**Auburn 73, Arizona 63**  
**March 14, 1986**  
**NCAA First Round West Regional**  
**Long Beach Arena • Long Beach, Calif.**

Arizona	FG-FGA	FT-FTA	REB	PF	TP	MIN	A	TO	BLK	S
Anthony Cook	4-6	0-0	6	2	8	35	0	2	1	0
Sean Elliott	10-17	0-0	6	2	20	38	6	1	0	0
John Edgar	7-11	1-3	2	0	15	35	3	3	1	0
Craig McMillan	3-12	2-4	0	4	8	40	6	3	0	3
Steve Kerr	5-12	0-0	3	4	10	37	3	0	0	2
Joe Turner	1-2	0-0	3	0	2	8	1	0	0	0
Ken Lofton	0-0	0-0	0	3	0	2	1	0	0	0
Rolf Jacobs	0-0	0-0	0	1	0	1	0	0	0	0
Eric Cooper	0-0	0-0	0	1	0	1	0	1	0	0
Bruce Fraser	0-0	0-0	0	0	0	1	0	0	0	0
David Haskin	0-0	0-0	1	0	0	1	0	0	0	0
Bruce Wheatley	0-0	0-0	0	0	0	1	0	0	0	0
<b>Totals</b>	<b>30-60</b>	<b>3-7</b>	<b>23</b>	<b>17</b>	<b>63</b>	<b>200</b>	<b>20</b>	<b>10</b>	<b>2</b>	<b>5</b>

FG%: 1st Half 17-32 .531, 2nd Half 13-28 .464, Game 30-60 .500; FT%: 1st Half 0-1 .000, 2nd Half 3-6 .500, Game 3-7 .429; Team Rebounds: 2; Deadball Rebounds: 2.

Auburn	FG-FGA	FT-FTA	REB	PF	TP	MIN	A	TO	BLK	S
Chris Morris	5-7	0-1	4	1	10	31	2	0	1	0
Chuck Person	9-22	2-2	8	3	20	37	0	4	0	0
Jeff Moore	4-8	3-3	12	3	11	28	3	4	0	1
Gerald White	4-5	4-5	6	1	12	32	6	1	0	1
Frank Ford	3-6	2-3	2	1	8	39	2	0	1	1
Mike Jones	5-6	2-2	3	3	12	21	0	3	1	0
Terrance Howard	0-2	0-0	0	0	0	8	2	0	0	0
Melvin Haralson	0-0	0-0	0	0	0	1	0	0	0	0
Johnny Lynn	0-1	0-1	0	0	0	1	0	0	0	0
Rob Jones	0-0	0-0	1	0	0	1	0	0	0	1
Gary Godfrey	0-0	0-0	0	0	0	1	0	0	0	0
<b>Totals</b>	<b>30-57</b>	<b>13-17</b>	<b>37</b>	<b>12</b>	<b>73</b>	<b>200</b>	<b>15</b>	<b>12</b>	<b>3</b>	<b>4</b>

FG%: 1st Half 15-28 .536, 2nd Half 15-29 .517, Game 30-57 .526; FT%: 1st Half 2-2 1.000, 2nd Half 11-15 .733, Game 13-17 .765; Team Rebounds: 1; Deadball Rebounds: 1.

SCORE BY PERIODS	1	2	F	
Arizona	34	29	—	63
Auburn	32	41	—	73

OFFICIALS—Joe Forte, Rick Wulkow, Tony Stigliano  
 TECHNICAL FOULS—None  
 ATTENDANCE—11,690 (c)



Chris Morris, playing defense against Arizona's Sean Elliott, scored 10 points to help the eighth-seeded Tigers to a 73-63 victory over ninth-seeded Arizona in the NCAA Tournament First Round in Long Beach, Calif.

**Auburn 81, #4 St. John's 65**  
**March 16, 1986**  
**NCAA Second Round West Regional**  
**Long Beach Arena • Long Beach, Calif.**

Auburn	FG-FGA	FT-FTA	REB	PF	TP	MIN	A	TO	BLK	S
Chris Morris	4-8	1-1	5	0	9	36	2	4	0	1
Chuck Person	12-22	3-3	15	1	27	37	1	1	0	2
Jeff Moore	7-14	1-1	5	3	15	26	0	1	0	0
Gerald White	3-5	4-5	3	2	10	30	9	5	0	4
Frank Ford	4-9	0-0	5	1	8	37	2	2	0	0
Terrance Howard	3-4	0-0	2	2	6	14	2	0	0	0
Mike Jones	2-4	2-3	2	2	6	20	0	2	1	0
<b>Totals</b>	<b>35-66</b>	<b>11-13</b>	<b>38</b>	<b>11</b>	<b>81</b>	<b>200</b>	<b>16</b>	<b>15</b>	<b>1</b>	<b>7</b>

FG%: 1st Half 21-40 .525, 2nd Half 14-26 .538, Game 35-66 .530; FT%: 1st Half 2-3 .667, 2nd Half 9-10 .900, Game 11-13 .846; Team Rebounds: 1; Deadball Rebounds: 3.

St. John's	FG-FGA	FT-FTA	REB	PF	TP	MIN	A	TO	BLK	S
Willie Glass	5-9	2-2	1	0	12	32	1	3	0	3
Shelton Jones	3-4	0-0	4	1	6	29	0	2	0	1
Walter Berry	9-14	2-2	7	3	20	39	0	3	1	1
Ron Rowan	6-16	2-2	2	4	14	36	2	3	0	2
Mark Jackson	1-8	1-2	4	4	3	38	12	3	0	1
John Hempel	4-6	0-0	1	2	8	16	0	1	0	1
Terry Bross	1-2	0-0	1	1	2	8	0	1	0	0
Steve Shurina	0-0	0-0	0	1	0	2	0	0	0	0
<b>Totals</b>	<b>29-59</b>	<b>7-8</b>	<b>22</b>	<b>16</b>	<b>65</b>	<b>200</b>	<b>15</b>	<b>16</b>	<b>1</b>	<b>9</b>

FG%: 1st Half 15-30 .500, 2nd Half 14-29 .483, Game 29-59 .492; FT%: 1st Half 2-2 1.000, 2nd Half 5-6 .833, Game 7-8 .875; Team Rebounds: 2; Deadball Rebounds: 3.

SCORE BY PERIODS	1	2	F	
Auburn	44	37	—	81
St. John's	32	33	—	65

OFFICIALS—Paul Hausman, Gene Monje, Mac Chauvin  
 TECHNICAL FOULS—None. ATTENDANCE—11,690 (c)



Sonny Smith and Chuck Person pose with the Auburn cheerleaders following Auburn's stunning 81-65 upset thrashing of No. 1 seed St. John's. Person outduelled Player of the Year Walter Berry with game-highs of 27 points and 15 rebounds.

**Auburn 70, #11 UNLV 63**  
**March 20, 1986**  
**NCAA West Regional Semifinal**  
**The Summit • Houston, Texas**

Auburn	FG-FGA	FT-FTA	REB	PF	TP	MIN	A	TO	BLK	S
Chris Morris	3-8	3-3	8	4	9	39	0	2	1	1
Chuck Person	12-22	1-2	11	1	25	37	0	1	0	2
Jeff Moore	5-10	1-2	9	2	11	32	4	5	0	1
Gerald White	3-4	6-7	1	2	12	33	10	3	0	1
Frank Ford	3-8	3-4	6	0	9	39	1	5	0	5
Terrance Howard	0-1	0-0	0	1	0	8	0	1	0	0
Mike Jones	2-5	0-0	1	2	4	12	2	3	1	0
Totals	28-58	14-18	41	12	70	200	17	20	2	10


FG%: 1st Half 11-26 .423, 2nd Half 17-32 .531, Game 28-58 .483; FT%: 1st Half 3-4 .750, 2nd Half 11-14 .786, Game 14-18 .778; Team Rebounds: 5; Deadball Rebounds: 1.

UNLV	FG-FGA	FT-FTA	REB	PF	TP	MIN	A	TO	BLK	S
Anthony Jones	8-19	0-3	4	1	16	39	4	1	0	1
Armon Gilliam	9-13	3-4	3	1	21	37	0	1	0	0
John Flowers	1-1	0-0	0	2	2	20	0	1	0	0
Mark Wade	0-0	0-1	3	5	0	36	12	6	0	2
Freddie Banks	9-21	2-2	1	2	20	35	6	1	0	1
Gary Graham	0-2	0-0	2	4	0	9	1	1	0	0
Eldridge Hudson	2-5	0-0	9	4	4	24	2	1	0	2
Totals	29-61	5-10	28	19	63	200	25	12	0	6

FG%: 1st Half 17-29 .586, 2nd Half 12-32 .375, Game 29-61 .475; FT%: 1st Half 0-0 .000, 2nd Half 5-10 .500, Game 5-10 .500; Team Rebounds: 6; Deadball Rebounds: 1.

SCORE BY PERIODS	1	2	F
Auburn	25	45	70
UNLV	34	29	63

OFFICIALS—Lenny Wirtz, Tim Higgins, Charlie Vacca  
 TECHNICAL FOULS—None. ATTENDANCE—10,936



Chuck Person recorded his second consecutive double-double with 25 points and 11 rebounds in leading Auburn past fourth-seeded UNLV 70-63 as the Tigers advanced to the Elite Eight.

**#7 Louisville 84, Auburn 76**  
**March 22, 1986**  
**NCAA West Regional Final**  
**The Summit • Houston, Texas**

Auburn	FG-FGA	FT-FTA	REB	PF	TP	MIN	A	TO	BLK	S
Chris Morris	7-10	3-3	9	4	17	34	1	4	1	4
Chuck Person	11-24	1-2	4	3	23	38	1	2	0	0
Jeff Moore	4-8	3-5	6	2	11	31	2	0	0	0
Gerald White	3-6	2-2	2	2	8	34	9	4	0	1
Frank Ford	6-10	1-2	3	4	13	34	5	0	0	1
Terrance Howard	1-1	0-0	0	3	2	12	2	0	0	0
Mike Jones	1-3	0-0	1	3	2	17	0	0	1	0
Totals	33-62	10-14	27	21	76	200	20	10	2	6


FG%: 1st Half 20-32 .625, 2nd Half 13-30 .433, Game 33-62 .532; FT%: 1st Half 3-5 .600, 2nd Half 7-9 .778, Game 10-14 .714; Team Rebounds: 2; Deadball Rebounds: 2.

Louisville	FG-FGA	FT-FTA	REB	PF	TP	MIN	A	TO	BLK	S
Herbert Crook	8-12	4-5	11	3	20	39	3	1	0	1
Billy Thompson	5-10	3-4	7	4	13	26	4	4	0	1
Pervis Ellison	7-14	1-3	10	2	15	35	0	2	2	3
Milt Wagner	4-9	8-8	2	2	16	40	9	2	0	0
Jeff Hall	7-12	0-0	0	1	14	36	2	1	0	0
Mark McSwain	2-3	0-0	4	2	4	15	2	1	0	0
Kevin Walls	1-2	0-0	0	1	2	4	0	0	0	0
Tony Kimbro	0-1	0-0	1	0	0	5	0	1	0	0
Totals	34-63	16-20	37	15	84	200	20	12	2	5

FG%: 1st Half 22-39 .564, 2nd Half 12-24 .500, Game 34-63 .540; FT%: 1st Half 0-0 .000, 2nd Half 16-20 .800, Game 16-20 .800; Team Rebounds: 2; Deadball Rebounds: 0.

SCORE BY PERIODS	1	2	F
Auburn	43	33	76
Louisville	44	40	84

OFFICIALS—Don Rutledge, Lenny Wirtz, Charlie Vacca  
 TECHNICAL FOULS—None. ATTENDANCE—9,650



Auburn fell one game short of the Final Four with an 84-76 loss to two-seeded Louisville in the West Regional Final. Chris Morris had 17 points and 9 rebounds for the Tigers.



**Auburn 62, San Diego 61**  
 March 12, 1987  
 NCAA First Round Midwest Regional  
 Indiana Hoosier Dome • Indianapolis, Ind.

San Diego	FG-FGA	FT-FTA	REB	PF	TP	MIN	A	TO	BLK	S
Mark Manor	5-10	0-0	5	2	11	31	3	1	0	0
Mike Madden	3-8	1-3	11	1	7	34	3	2	2	1
Scott Thompson	5-11	4-4	4	4	14	25	1	2	1	0
Paul Leonard	3-7	0-0	2	1	6	38	5	3	0	1
Danny Means	7-12	2-3	4	1	18	30	2	0	0	3
Steve Krallman	1-2	0-2	2	2	2	20	0	1	0	1
Marty Munn	0-2	0-0	0	2	0	11	0	0	0	0
Eric Musselman	1-2	0-0	0	1	3	2	0	0	0	0
Mike Haupt	0-0	0-0	1	1	0	9	1	1	0	1
<b>Totals</b>	<b>25-54</b>	<b>7-12</b>	<b>30</b>	<b>15</b>	<b>61</b>	<b>200</b>	<b>15</b>	<b>10</b>	<b>3</b>	<b>7</b>

Three-Point Field Goals: Means 2-5, Manor 1-2, Musselman 1-2, Leonard 0-2, Munn 0-2, Thompson 0-1, Team 4-14.

FG%: 1st Half 14-28 .500, 2nd Half 11-26 .423, Game 25-54 .463; 3FG%: 1st Half 4-9 .444, 2nd Half 0-5 .000, Game 4-14 .286; FT%: 1st Half 1-4 .250, 2nd Half 6-8 .750, Game 7-12 .583; Team Rebounds: 1; Deadball Rebounds: 1.


Auburn	FG-FGA	FT-FTA	REB	PF	TP	MIN	A	TO	BLK	S
Mike Jones	11-16	2-4	7	3	24	32	2	1	2	0
Chris Morris	6-12	1-1	11	3	14	38	2	2	2	0
Jeff Moore	4-13	6-7	14	3	14	33	0	0	0	0
Gerald White	2-6	0-0	3	2	4	34	5	1	0	2
Frank Ford	2-9	2-4	5	2	6	40	3	4	0	3
Terrance Howard	0-1	0-0	0	1	0	17	0	1	0	0
Johnny Lynn	0-2	0-0	0	0	0	5	0	0	0	0
John Caylor	0-0	0-0	0	0	0	1	0	0	0	0
<b>Totals</b>	<b>25-59</b>	<b>11-16</b>	<b>42</b>	<b>14</b>	<b>62</b>	<b>200</b>	<b>12</b>	<b>9</b>	<b>4</b>	<b>5</b>

Three-Point Field Goals: Morris 1-2, White 0-4, Ford 0-2, Howard 0-1, Team 1-9.

FG%: 1st Half 11-26 .423, 2nd Half 14-33 .424, Game 25-59 .424; 3FG%: 1st Half 0-5 .000, 2nd Half 1-4 .250, Game 1-9 .111; FT%: 1st Half 6-7 .857, 2nd Half 5-9 .556, Game 11-16 .688; Team Rebounds: 2; Deadball Rebounds: 0.

SCORE BY PERIODS	1	2	F	
San Diego	33	28	—	61
Auburn	28	34	—	62

OFFICIALS—Mickey Crowley, Chuck Weinkauff, Rusty Herring  
 TECHNICAL FOULS—None  
 ATTENDANCE—29,610



No. 8 seeded Auburn survived a first round scare in defeating No. 9 seeded San Diego 62-61. Mike Jones led the Tigers with 24 points.

**#3 Indiana 107, Auburn 90**  
 March 14, 1987  
 NCAA Second Round Midwest Regional  
 Indiana Hoosier Dome • Indianapolis, Ind.

Auburn	FG-FGA	FT-FTA	REB	PF	TP	MIN	A	TO	BLK	S
Mike Jones	10-22	9-9	9	1	30	36	1	2	0	1
Chris Morris	5-11	0-1	4	5	10	22	2	0	0	0
Jeff Moore	11-20	2-2	10	4	24	33	1	0	0	1
Gerald White	6-13	1-1	1	2	17	37	10	4	1	1
Frank Ford	4-11	0-0	3	5	9	28	0	0	0	0
Terrance Howard	0-4	0-0	4	4	0	19	1	2	0	0
Johnny Lynn	0-4	0-0	2	2	0	13	0	2	0	1
John Caylor	0-0	0-0	0	2	0	10	0	1	0	2
Derrick Dennison	0-1	0-0	0	0	0	2	0	0	0	0
<b>Totals</b>	<b>36-86</b>	<b>12-13</b>	<b>34</b>	<b>25</b>	<b>90</b>	<b>200</b>	<b>15</b>	<b>11</b>	<b>1</b>	<b>6</b>

3-Point Field Goals: White 4-9, Ford 1-2, Jones 1-2, Lynn 0-1, Team 6-14.

FG%: 1st Half 19-44 .432, 2nd Half 17-42 .405, Game 36-86 .419; 3FG%: 1st Half 3-5 .600, 2nd Half 3-9 .333, Game 6-14 .429; FT%: 1st Half 7-7 1.000, 2nd Half 5-6 .833, Game 12-13 .923; Team Rebounds: 1; Deadball Rebounds: 0.


Indiana	FG-FGA	FT-FTA	REB	PF	TP	MIN	A	TO	BLK	S
Rick Calloway	7-12	4-4	13	0	18	39	1	5	0	1
Daryl Thomas	9-14	9-10	8	1	27	36	0	4	0	3
Dean Garrett	4-6	1-2	3	4	9	16	0	1	2	0
Steve Alford	10-17	4-5	3	2	31	38	5	2	0	0
Keith Smart	7-12	6-7	9	3	20	39	15	5	0	1
Steve Eyl	0-0	0-0	5	3	0	16	2	1	0	0
Todd Meier	0-0	0-0	2	1	0	9	0	0	0	0
Kreigh Smith	0-0	0-0	0	0	0	2	0	0	0	0
Joe Hillman	1-2	0-0	0	0	2	2	0	0	0	0
Brian Sloan	0-0	0-0	0	0	0	1	1	0	0	0
Tony Freeman	0-0	0-0	0	0	0	1	0	0	0	0
Dave Minor	0-0	0-0	1	0	0	1	0	0	0	0
<b>Totals</b>	<b>38-63</b>	<b>24-28</b>	<b>45</b>	<b>14</b>	<b>107</b>	<b>200</b>	<b>24</b>	<b>18</b>	<b>2</b>	<b>5</b>

3-Point Field Goals: Alford 7-11, Smart 0-2, Team 7-13.

FG%: 1st Half 18-27 .667, 2nd Half 20-36 .556, Game 38-63 .603; 3FG%: 1st Half 2-3 .667, 2nd Half 5-10 .500, Game 7-13 .538; FT%: 1st Half 15-18 .833, 2nd Half 9-10 .900, Game 24-28 .857; Team Rebounds: 1; Deadball Rebounds: 1.

SCORE BY PERIODS	1	2	F	
Auburn	48	42	—	90
Indiana	53	54	—	107

OFFICIALS—Rick Wulkow, Chuck Weinkauff, Rusty Herring  
 TECHNICAL FOULS—None  
 ATTENDANCE—34,076



Before a crowd of 34,076 -- the biggest crowd ever to watch Auburn play -- top-seeded Indiana came back to defeat Auburn 107-90 in Indianapolis' Hoosier Dome. Mike Jones scored 30 points and pulled down 9 rebounds to lead the Tigers.



### Auburn 90, #11 Bradley 86

March 17, 1988

NCAA First Round Southeast Regional  
 The Omni • Atlanta, Ga.

Bradley	FG-FGA	FT-FTA	REB	PF	TP	MIN	A	TO	BLK	S
Donald Powell	4-9	2-5	7	5	10	37	1	0	0	3
Trevor Trimpe	1-4	0-0	1	1	3	11	2	0	0	0
Luke Jackson	7-10	0-3	5	2	14	34	2	3	0	0
Anthony Manuel	0-3	0-0	4	4	0	40	10	6	0	0
Hersey Hawkins	15-25	8-11	10	3	44	40	6	4	2	3
Jerry Thomas	4-9	0-0	1	5	8	25	3	0	0	0
Paul Wilson	3-6	0-2	5	3	7	13	1	2	0	1
Totals	34-66	10-21	39	23	86	200	25	15	2	7

Three-Point Field Goals: Trimpe 1-4, Jackson 0-1, Hawkins 6-8, Thomas 0-1, Wilson 1-3, Team 8-17.

FG%: 1st Half 21-35 .600, 2nd Half 13-31 .419, Game 34-66 .515; 3FG%: 1st Half 5-6 .833, 2nd Half 3-11 .273, Game 8-17 .471; FT%: 1st Half 6-9 .667, 2nd Half 4-12 .333, Game 10-21 .476; Team Rebounds: 5; Deadball Rebounds: 4.

Auburn	FG-FGA	FT-FTA	REB	PF	TP	MIN	A	TO	BLK	S
John Caylor	5-8	5-6	5	2	18	38	2	3	0	2
Chris Morris	11-23	12-13	12	3	36	37	4	3	3	2
Jeff Moore	6-16	1-1	13	2	13	36	1	2	1	1
Terrance Howard	2-4	0-0	5	1	4	24	5	1	0	1
Derrick Dennison	1-6	2-2	1	3	5	17	3	0	0	1
Johnny Lynn	1-4	0-0	0	0	3	21	7	1	0	1
Matt Geiger	1-3	1-3	3	3	3	7	1	2	0	0
Keenan Carpenter	3-8	2-2	2	3	8	20	0	0	0	1
Totals	30-72	23-27	44	17	90	200	23	12	4	9

Three-Point Field Goals: Caylor 3-6, Morris 2-5, Howard 0-1, Dennison 1-2, Lynn 1-3, Carpenter 0-1, Team 7-18.

FG%: 1st Half 17-41 .415, 2nd Half 13-31 .419, Game 30-72 .417; 3FG%: 1st Half 4-10 .400, 2nd Half 3-8 .375, Game 7-18 .389; FT%: 1st Half 7-8 .875, 2nd Half 16-19 .842, Game 23-27 .852; Team Rebounds: 3; Deadball Rebounds: 1.

SCORE BY PERIODS	1	2	F
Bradley	53	33	—
Auburn	45	45	—

OFFICIALS—Jack Hannon, Dick Lynch, Dave Hall

TECHNICAL FOULS—Morris

ATTENDANCE—10,566



Auburn made its fifth consecutive NCAA appearance defeating Bradley 90-86. Chris Morris led eighth-seeded Auburn with 36 points.

### #8 Oklahoma 107, Auburn 87

March 19, 1988

NCAA Second Round Southeast Regional  
 The Omni • Atlanta, Ga.

Auburn	FG-FGA	FT-FTA	REB	PF	TP	MIN	A	TO	BLK	S
John Caylor	6-12	0-0	9	5	14	25	2	4	0	0
Chris Morris	6-13	4-4	5	5	17	23	2	3	3	0
Jeff Moore	5-18	12-13	11	4	22	34	2	1	1	1
Terrance Howard	3-13	0-0	4	2	7	34	8	8	0	1
Derrick Dennison	3-9	0-1	7	2	7	23	0	5	0	1
Johnny Lynn	4-5	3-3	3	2	14	23	3	4	0	1
Matt Geiger	0-1	2-2	3	3	2	15	1	0	0	1
Keenana Carpenter	2-10	0-0	2	1	4	20	0	0	0	0
Dustin Hester	0-0	0-0	0	0	0	1	0	0	0	0
Pete McBee	0-0	0-0	0	0	0	1	0	0	0	0
John Walker	0-3	0-0	1	0	0	1	0	0	0	0
Totals	29-84	21-23	57	24	87	200	18	25	4	5

Three-Point Field Goals: Caylor 2-5, Morris 1-4, Howard 1-6, Dennison 1-1, Lynn 3-4, Carpenter 0-4, Team 8-24.

FG%: 1st Half 11-35 .314, 2nd Half 18-49 .367, Game 29-84 .345; 3FG%: 1st Half 4-7 .571, 2nd Half 4-17 .235, Game 8-24 .333; FT%: 1st Half 11-11 1.000, 2nd Half 10-12 .833, Game 21-23 .913; Team Rebounds: 12; Deadball Rebounds: 0.

Oklahoma	FG-FGA	FT-FTA	REB	PF	TP	MIN	A	TO	BLK	S
Harvey Grant	4-10	0-1	2	4	8	19	1	2	1	1
Dave Sieger	5-9	0-0	1	4	15	28	6	0	0	4
Stacey King	14-22	9-12	9	2	37	40	3	3	2	1
Mookie Blaylock	8-14	3-3	4	1	21	39	9	1	0	4
Ricky Grace	5-9	4-4	6	3	15	37	8	2	0	2
Art Pollard	0-0	0-0	0	0	0	1	0	1	0	0
Mike Bell	0-0	0-0	1	0	0	2	0	1	1	0
Terrence Mullins	4-6	0-1	4	2	9	12	2	0	0	1
Andre Wiley	0-0	0-2	1	5	0	9	1	2	0	1
Anthony Martin	1-6	0-0	3	2	2	13	1	1	0	2
Totals	41-76	16-23	39	23	107	200	31	13	4	16

Three-Point Field Goals: Sieger 5-9, Blaylock 2-4, Grace 1-3, Mullins 1-1, Team 9-17.


FG%: 1st Half 20-37 .541, 2nd Half 21-39 .538, Game 41-76 .539; 3FG%: 1st Half 7-12 .583, 2nd Half 2-5 .400, Game 9-17 .529; FT%: 1st Half 4-7 .571, 2nd Half 12-16 .750, Game 16-23 .696; Team Rebounds: 8; Deadball Rebounds: 3.

SCORE BY PERIODS	1	2	F
Auburn	37	50	—
Oklahoma	51	56	—

OFFICIALS—Joe Silvester, Jack Hannon, Eric Harmon

TECHNICAL FOULS—None

ATTENDANCE—14,528



Auburn lost to top-seeded Oklahoma 107-87 in the second round of the NCAA Tournament. The Sooners advanced to the National Championship game, only to be upset by Kansas and Danny Manning 83-79. Chris Morris scored 17 points in his final game with the Tigers before being a first round pick by the New Jersey Nets.



**#4 Auburn 80, Winthrop 41**  
**March 11, 1999**  
**NCAA South Regional First Round**  
**RCA Dome • Indianapolis, Ind.**

Winthrop	FG	3FG	FT	R	F	TP	M	A	T	B	S
Heson Groves,F	1-6	0-0	1-2	5	2	3	37	2	5	1	0
Jacques Vandescure, F	2-5	0-0	2-5	7	1	6	26	1	4	0	1
Eric Fisher, C	1-2	0-0	0-0	2	3	2	10	0	0	3	1
Roger Toxey, G	0-6	0-2	0-0	1	1	0	20	0	3	0	1
Tyson Waterman, G	2-8	2-6	0-0	3	2	6	27	2	1	0	1
Pierre Wooten	1-5	0-0	2-4	2	2	4	7	0	0	0	0
Robbie Waldrop	2-5	2-5	0-0	1	0	6	13	1	2	0	0
Adrian Stockman	0-2	0-0	0-0	2	0	0	10	1	3	0	1
Rob Wallace	1-3	1-3	0-0	2	1	3	7	0	0	0	1
Dan Tollens	1-3	0-1	0-0	2	0	2	8	0	3	0	0
Reggie Coles	1-4	1-2	0-0	0	1	3	3	0	0	0	0
Juon. Pinckney	1-2	0-0	0-0	3	3	2	12	0	1	0	0
Eyo Effiong	1-4	0-0	2-5	1	3	4	18	0	2	1	0
Owen Barnes	0-0	0-0	0-0	0	0	0	2	0	0	0	0
Team				10							
Totals	14-55	6-19	7-16	41	19	41	200	7	25	5	6

FG%: 1st Half 7-25 .280, 2nd Half 7-30 .233, Game 14-55 .255; 3FG%: 1st Half 3-10 .300, 2nd Half 3-9 .333, Game 6-19 .316; FT%: 1st Half 1-2 .500, 2nd Half 6-14 .429, Game 7-16 .438; Deadball Rebounds: 4.

Auburn	FG	3FG	FT	R	F	TP	M	A	T	B	S
Chris Porter, F	4-9	0-0	1-1	5	3	9	24	0	1	0	4
Bryant Smith, F	3-11	1-1	2-4	9	2	9	26	1	3	0	2
Mamadou N'diaye,C	2-8	0-0	2-2	10	2	6	24	0	2	2	1
Scott Pohlman, G	4-8	3-5	3-5	0	1	14	23	1	2	0	2
Doc Robinson,G	6-9	2-4	0-0	3	0	14	23	4	2	0	2
Reggie Sharp	1-5	0-0	1-2	1	2	3	16	3	1	0	0
Jay Heard	3-6	2-5	1-2	9	0	9	16	4	1	0	4
Charlton Barker	0-0	0-0	2-4	2	0	2	2	0	0	0	0
Corey Watkins	0-0	0-0	0-0	0	0	0	1	1	0	0	0
Daymeon Fishback	1-6	1-4	2-2	4	1	5	19	0	1	0	1
Mack McGadney	2-7	0-2	0-0	4	0	4	8	0	0	0	0
Abe Smith	0-0	0-0	0-0	1	0	0	2	0	1	0	0
Adrian Chilliest	1-2	0-0	0-0	2	0	2	10	0	0	0	0
Adrian Person	1-3	1-2	0-0	2	2	3	6	0	0	0	0
Team				3							
Totals	28-74	10-23	14-22	55	13	80	200	14	14	2	16

FG%: 1st Half 13-33 .394, 2nd Half 15-41 .366, Game 28-74 .378; 3FG%: 1st Half 5-11 .455, 2nd Half 5-12 .417, Game 10-23 .435; FT%: 1st Half 6-8 .750, 2nd Half 8-14 .571, Game 14-22 .636; Deadball Rebounds: 4.

SCORE BY PERIODS	1	2	F	
Winthrop	18	23	--	41
Auburn	37	43	--	80

OFFICIALS--Donnee Gray,  
 Tom Clark, Tim Gabutero  
 TECHNICAL FOULS--None  
 ATTENDANCE--27,184

Doc Robinson scored 14 points to lead No. 1 seeded Auburn to an 80-41 victory over 16th-seeded Winthrop in the NCAA Tournament First Round. Auburn forced 25 Winthrop turnovers.



**#4 Auburn 81, Oklahoma State 74**  
**March 13, 1999**  
**NCAA South Regional Second Round**  
**RCA Dome • Indianapolis, Ind.**

Oklahoma State	FG	3FG	FT	R	F	TP	M	A	T	B	S
Glendon Alexander,F	1-7	0-3	3-4	1	0	5	26	1	1	0	0
Desmond Mason, F	8-11	2-4	8-9	9	1	26	37	2	1	0	2
Alex Webber, C	2-2	0-0	0-0	0	4	4	11	0	0	0	0
Adrian Peterson,G	11-16	4-8	1-2	4	2	27	39	0	2	0	1
Doug Gottlieb,G	1-4	0-0	1-2	2	3	3	36	12	6	0	0
Fredrik Jonzen	1-3	0-0	0-0	2	0	2	9	0	1	0	1
Brian Montonati	0-4	0-0	1-2	4	5	1	25	1	3	2	0
Joe Adkins	2-5	2-5	0-1	4	2	6	17	2	2	0	1
Team				2							
Totals	26-52	8-20	14-20	28	17	74	200	18	16	2	5


FG%: 1st Half 11-28 .393, 2nd Half 15-24 .625, Game 26-52 .500; 3FG%: 1st Half 3-9 .333, 2nd Half 5-11 .455, Game 8-20 .400; FT%: 1st Half 8-13 .615, 2nd Half 6-7 .857, Game 14-20 .700; Deadball Rebounds: 1.

Auburn	FG	3FG	FT	R	F	TP	M	A	T	B	S
Chris Porter, F	4-8	0-0	1-2	10	1	9	33	1	3	0	2
Bryant Smith, F	6-11	1-4	4-4	4	1	17	36	2	0	0	0
Mamadou N'diaye, C	3-6	0-0	1-2	7	3	7	29	0	1	1	0
Scott Pohlman, G	11-17	2-3	4-4	3	2	28	32	1	0	0	0
Doc Robinson, G	6-9	1-3	0-0	1	4	13	24	3	1	0	0
Reggie Sharp	1-4	0-3	0-0	1	1	2	9	2	1	0	1
Jay Heard	2-4	1-2	0-0	2	2	5	18	2	1	0	3
Charlton Barker	0-0	0-0	2-4	2	0	2	2	0	0	0	0
Daymeon Fishback	0-4	0-1	0-0	2	0	0	8	0	0	0	0
Mack McGadney	0-1	0-1	0-0	2	2	0	9	1	0	0	0
Adrian Chilliest	0-0	0-0	0-0	0	1	0	2	0	2	0	0
Team				3							
Totals	33-64	5-17	10-12	35	17	81	200	12	9	1	6

FG%: 1st Half 15-36 .417, 2nd Half 18-28 .643, Game 33-64 .516; 3FG%: 1st Half 3-11 .273, 2nd Half 2-6 .333, Game 5-17 .294; FT%: 1st Half 4-4 1.000, 2nd Half 6-8 .750, Game 10-12 .833; Deadball Rebounds: 1.

SCORE BY PERIODS	1	2	F	
Oklahoma State	33	41	--	74
Auburn	37	44	--	81

OFFICIALS--Ted Hillary, Donnee Gray, Lonnie Dixon  
 TECHNICAL FOULS--None  
 ATTENDANCE--30,318



Scott Pohlman scored a career-high 28 points on 11-17 shooting from the field to propel fourth-ranked and No. 1 seeded Auburn to an 81-74 victory over Oklahoma State and a berth in the NCAA Sweet 16.

### #14 Ohio State 72, #4 Auburn 64

March 18, 1999

NCAA South Regional Semifinal

Thompson-Boling Arena • Knoxville, Tenn.

Ohio State	FG	3FG	FT	R	F	TP	M	A	T	B	S
Brian Brown, F	2-9	1-4	4-6	6	0	9	33	4	1	1	1
Jason Singleton, F	3-4	0-0	1-3	2	4	7	21	1	1	0	1
Ken Johnson, C	2-4	0-0	0-2	2	4	4	25	0	1	1	0
Scoonie Penn, G	9-16	4-7	4-4	3	4	26	36	4	0	1	3
Michael Redd, G	9-19	1-3	3-4	10	2	22	36	2	2	0	1
Neshaun Coleman	0-1	0-1	0-0	3	0	0	4	0	0	0	0
Boban Savovic	1-3	0-2	0-0	0	1	2	12	0	1	0	0
Jon Sanderson	0-2	0-0	0-1	2	1	0	6	0	1	0	0
George Reese	1-4	0-0	0-3	3	0	2	27	0	2	0	1
Team				6							
Totals	27-62	6-17	12-23	37	16	72	200	11	9	3	7

FG%: 1st Half 14-35 .400, 2nd Half 13-27 .481, Game 27-62 .435; 3FG%: 1st Half 3-10 .300, 2nd Half 3-7 .429, Game 6-17 .353; FT%: 1st Half 0-0 .000, 2nd Half 12-23 .522, Game 12-23 .522; Deadball Rebounds: 5.

Auburn	FG	3FG	FT	R	F	TP	M	A	T	B	S
Chris Porter, F	6-10	2-3	1-2	11	5	15	32	2	5	0	0
Bryant Smith, F	4-9	0-3	2-2	2	1	10	33	1	2	0	2
Mamadou N'diaye, C	1-3	0-0	1-2	11	3	3	34	1	4	3	1
Scott Pohlman, G	2-8	1-5	2-2	2	2	7	24	3	2	0	0
Doc Robinson, G	5-13	2-3	2-3	0	3	14	33	6	3	0	0
Reggie Sharp	0-0	0-0	0-0	0	0	0	3	0	0	0	0
Jay Heard	0-3	0-2	1-2	1	1	1	9	0	0	0	1
Daymeon Fishback	4-10	3-6	1-2	9	1	12	23	1	1	0	0
Mack McGadney	1-3	0-0	0-0	1	1	2	6	0	0	0	1
Abe Smith	0-0	0-0	0-0	0	0	0	1	0	0	0	0
Adrian Chilliest	0-0	0-0	0-0	0	0	0	2	0	1	0	0
Team				4							
Totals	23-59	8-22	10-15	41	17	64	200	14	18	3	5

FG%: 1st Half 8-29 .276, 2nd Half 15-30 .500, Game 23-59 .390; 3FG%: 1st Half 4-11 .364, 2nd Half 4-11 .364, Game 8-22 .364; FT%: 1st Half 6-11 .545, 2nd Half 4-4 1.000, Game 10-15 .667; Deadball Rebounds: 4.

SCORE BY PERIODS	1	2	F
Ohio State	31	41	--
Auburn	26	38	--

OFFICIALS--Tim Higgins, Lonnie Dixon, Dick Cartmell  
 TECHNICAL FOULS--None  
 ATTENDANCE--23,898



Chris Porter recorded a double-double with 15 points and 11 rebounds as top-seeded Auburn lost 72-64 to fourth-seeded Ohio State in the Sweet 16 in Knoxville, Tenn.

### #22 Auburn 72, Creighton 69

March 16, 2000

NCAA Midwest Regional First Round

Hubert H. Humphrey Metrodome • Minneapolis, Minn.

Creighton	FG	3FG	FT	R	F	TP	M	A	T	B	S
Matt West, F	1-3	1-2	0-0	1	0	3	22	0	0	0	0
Donnie Johnson, F	2-6	0-0	0-0	0	4	4	18	2	2	0	2
Alan Huss, C	1-6	0-1	0-0	5	2	2	21	2	0	0	0
Ben Walker, G	6-13	1-3	0-0	5	1	13	32	0	1	0	1
Ryan Sears, G	6-12	4-10	2-5	4	2	18	38	8	0	0	2
Kyle Korver	4-13	2-10	0-0	2	1	10	28	3	0	1	2
Livan Pyfrom	1-2	0-0	1-2	1	1	3	9	0	1	0	1
Justin Haynes	2-4	1-1	0-0	4	3	5	17	0	1	1	0
Terrell Taylor	4-6	3-5	0-0	1	4	11	14	1	1	1	0
Dan Kolder	0-0	0-0	0-0	0	0	0	1	0	0	0	0
Team				6							
Totals	27-65	12-32	3-7	29	18	69	200	16	6	3	8

FG%: 1st Half 10-29 .345, 2nd Half 17-36 .472, Game 27-65 .415; 3FG%: 1st Half 4-15 .267, 2nd Half 8-17 .471, Game 12-32 .375; FT%: 1st Half 1-2 .500, 2nd Half 2-5 .400, Game 3-7 .429; Deadball Rebounds: 2.

Auburn	FG	3FG	FT	R	F	TP	M	A	T	B	S
Mack McGadney, F	6-11	2-4	1-3	3	1	15	33	2	0	1	0
Mamadou N'diaye, C	4-5	0-0	7-9	11	1	15	32	2	1	3	1
Jay Heard, G	2-4	2-3	0-0	1	1	6	14	0	1	1	0
Daymeon Fishback, G	6-9	4-5	0-0	6	1	16	32	1	3	1	0
Doc Robinson, G	3-10	1-3	2-2	6	2	9	33	6	1	0	0
Marquis Daniels	2-4	1-2	0-1	0	0	5	14	0	3	0	0
Scott Pohlman	2-7	1-4	1-1	2	2	6	26	1	3	0	0
Reggie Sharp	0-0	0-0	0-0	4	1	0	16	0	1	0	0
Jimbo Tolbert	0-0	0-0	0-0	0	0	0	0+	0	1	0	0
Team				5					1		
Totals	25-50	11-21	11-16	38	9	72	200	12	15	4	1

FG%: 1st Half 16-26 .615, 2nd Half 9-24 .375, Game 25-50 .500; 3FG%: 1st Half 6-12 .500, 2nd Half 5-9 .556, Game 11-21 .524; FT%: 1st Half 2-3 .667, 2nd Half 9-13 .692, Game 11-16 .688; Deadball Rebounds: 3.

SCORE BY PERIODS	1	2	F
Creighton	25	44	--
Auburn	40	32	--

OFFICIALS--Donnee Gray, Reggie Greenwood, Andy Rios  
 TECHNICAL FOULS--None  
 ATTENDANCE--20,013



Mamadou N'diaye recorded a double-double with 15 points and 11 rebounds and had the game-saving block to lead seventh-seeded Auburn a 72-69 victory over 10th-seeded Creighton in the NCAA Tournament First Round.

**#6 Iowa State 79, #22 Auburn 60**  
**March 18, 2000**

**NCAA Midwest Regional Second Round**  
**Hubert H. Humphrey Metrodome • Minneapolis, Minn.**

Auburn	FG	3FG	FT	R	F	TP	M	A	T	B	S
Mack McGadney, F	4-10	0-2	0-0	6	5	8	24	0	1	0	0
Mamadou N'diaye, C	4-7	0-0	1-3	3	4	9	34	0	1	2	1
Jay Heard, G	2-6	0-2	0-1	1	2	4	16	1	0	0	0
Daymeon Fishback, G	3-9	2-8	0-0	6	3	8	31	3	2	0	0
Doc Robinson, G	5-18	2-8	0-0	3	1	12	33	2	2	0	0
Marquis Daniels	5-7	1-1	1-1	7	4	12	30	0	1	0	2
Scott Pohlman	1-5	1-3	0-0	1	2	3	23	3	1	0	0
Reggie Sharp	0-0	0-0	0-0	0	0	0	6	2	1	0	0
Jamison Brewer	0-1	0-0	4-5	0	0	4	3	0	1	0	0
Team				4					1		
Totals	24-63	6-24	6-10	31	21	60	200	11	11	2	3

FG%: 1st Half 14-27 .519, 2nd Half 10-36 .278, Game 24-63 .381; 3FG%: 1st Half 3-9 .333, 2nd Half 3-15 .200, Game 6-24 .250; FT%: 1st Half 2-4 .500, 2nd Half 4-6 .667, Game 6-10 .600; Deadball Rebounds: 0.

Iowa State	FG	3FG	FT	R	F	TP	M	A	T	B	S
Stevie Johnson, F	6-8	1-1	8-11	8	4	21	34	1	0	1	0
Marcus Fizer, F	7-17	0-3	8-9	12	3	22	38	1	2	0	0
Kantrail Horton, G	1-3	0-2	0-0	2	1	2	37	4	1	0	0
Jamaal Tinsley, G	3-10	2-4	4-6	4	3	12	38	7	4	2	3
Michael Nurse, G	4-5	1-2	5-5	5	3	14	37	2	2	0	1
Martin Rancik	1-1	0-0	0-0	2	1	2	4	0	0	0	0
Brandon Hawkins	1-2	0-1	0-0	2	0	2	8	1	1	0	1
Richard Evans	2-2	0-0	0-0	2	0	4	4	0	0	0	0
Team				1					1		
Totals	25-48	4-13	25-31	38	15	79	200	16	11	3	5

FG%: 1st Half 11-24 .458, 2nd Half 14-24 .583, Game 25-48 .521; 3FG%: 1st Half 1-5 .200, 2nd Half 3-8 .375, Game 4-13 .308; FT%: 1st Half 9-10 .900, 2nd Half 16-21 .762, Game 25-31 .806; Deadball Rebounds: 3.

SCORE BY PERIODS	1	2	F
Auburn	33	27	--
Iowa State	32	47	--

OFFICIALS--Mike Sanzere, Bob Donato, Donnee Gray  
 TECHNICAL FOULS--None  
 ATTENDANCE--26,328

Freshman Marquis Daniels came off the bench to total 10 points and 4 rebounds in the first half, but seventh-seeded Auburn fell to second-seeded Iowa State 79-60 in the NCAA Tournament Second Round before a pro-Cyclone crowd of 26,328.



**Auburn 65, Saint Joseph's 63 (ot)**  
**March 21, 2003**

**NCAA East Regional First Round**  
**St. Pete Times Forum • Tampa, Fla.**

Auburn	FG	3FG	FT	R	F	TP	M	A	T	B	S
Marquis Daniels, F	10-19	3-4	2-4	8	1	25	42	4	1	0	2
Marco Killingsworth, F	7-15	0-2	1-1	7	1	15	36	1	4	0	1
Kyle Davis, C	3-5	0-0	1-2	9	3	7	33	1	4	4	0
Derrick Bird, G	3-8	2-6	3-4	1	4	11	37	0	4	1	0
Lewis Monroe, G	0-4	0-2	0-0	4	2	0	41	4	1	0	0
Brandon Robinson	0-1	0-0	1-2	4	3	1	0	1	0	1	21
Nathan Watson	2-5	2-4	0-0	2	1	6	13	0	0	0	0
Donny Calton	0-0	0-0	0-0	0	1	0	0+	0	0	0	0
Chris Lollar	0-0	0-0	0-0	0	0	0	2	1	0	0	0
Team				3							
Totals	25-57	7-18	8-13	38	16	65	225	11	15	5	4

FG%: 1st Half 13-30 .433, 2nd Half 9-21 .429, OT 3-6 .500, Game 25-57 .439; 3FG%: 1st Half 4-11 .364, 2nd Half 3-7 .429, OT 0-0 .000, Game 7-18 .389; FT%: 1st Half 2-4 .500, 2nd Half 4-6 .667, OT 2-3 .667, Game 8-13 .615; Deadball Rebounds: 2.


Saint Joseph's	FG	3FG	FT	R	F	TP	M	A	T	B	S
Pat Carroll, F	0-5	0-5	0-0	1	1	0	22	1	1	0	1
Dave Mallon, F	1-3	1-2	0-0	1	0	3	9	1	0	0	0
Alexandre Sazanov, C	2-4	0-0	3-4	4	3	7	13	0	3	0	0
Tyrone Barley, G	0-4	0-2	0-0	3	4	0	34	6	2	0	3
Jameer Nelson, G	11-22	3-7	7-8	9	2	32	45	1	0	0	1
Chris Cologer	0-0	0-0	0-0	3	0	0	9	0	0	0	0
Dwayne Lee	0-	0-0	0-0	0	0	0+	0	0	0	0	0
Chet Stachitas	0-1	0-1	0-0	0	0	0	2	0	0	0	0
Delonte West	3-13	2-7	2-2	3	3	10	33	2	2	0	2
Dwayne Jones	4-5	0-0	1-2	6	1	9	32	0	0	4	0
John Bryant	1-2	0-0	0-0	2	5	2	26	0	3	0	1
Team				4					1		
Totals	22-59	6-24	13-16	36	19	63	225	11	12	4	8

FG%: 1st Half 7-24 .292, 2nd Half 13-30 .433, OT 2-5 .400, Game 22-59 .373; 3FG%: 1st Half 2-10 .200, 2nd Half 2-10 .200, OT 2-4 .500, Game 6-24 .250; FT%: 1st Half 3-4 .750, 2nd Half 10-12 .833, OT 0-0 .000, Game 13-16 .813; Deadball Rebounds: 1.

SCORE BY PERIODS	1	2	OT	F
Auburn	32	25	8	--
Saint Joseph's	19	38	6	--

OFFICIALS--Steve Welmer, Curtis Shaw, Rick Hartzell  
 TECHNICAL FOULS--None  
 ATTENDANCE--17,024

Marquis Daniels had 25 points and eight rebounds to lead No. 10 seeded Auburn to a 65-63 overtime victory over No. 7 seeded Saint Joseph's. He scored eight of the Tigers' final 11 points, drilling a 23-foot 3-pointer well beyond the top of the key with :05 left in regulation to give Auburn a 57-55 lead. Daniels also made a reverse layup, was fouled and made the free throw in OT for a 64-63 AU lead with :44 left.



**Auburn 68, #8 Wake Forest 62**  
**March 23, 2003**  
**NCAA East Regional Second Round**  
**St. Pete Times Forum • Tampa, Fla.**

Auburn	FG	3FG	FT	R	F	TP	M	A	T	B	S
Marquis Daniels, F	7-15	0-4	4-7	4	4	18	26	1	4	0	3
Marco Killingsworth, F	4-10	0-1	3-4	8	2	11	32	3	4	0	1
Kyle Davis, C	1-3	0-0	0-0	4	2	2	26	1	2	4	1
Derrick Bird, G	3-10	1-6	2-2	2	3	9	33	1	0	0	0
Lewis Monroe, G	2-6	2-5	6-6	1	2	12	37	3	3	0	3
Brandon Robinson	5-9	0-1	1-1	3	4	11	22	0	1	2	0
Nathan Watson	2-3	1-2	0-0	6	1	5	21	2	0	0	1
Chris Lollar	0-0	0-0	0-0	0	0	0	3	0	0	0	0
Team				5							
Totals	24-56	4-19	16-20	33	18	68	200	11	14	6	9

FG%: 1st Half 14-31 .452, 2nd Half 10-25 .400, Game 24-56 .429; 3FG%: 1st Half 3-10 .300, 2nd Half 1-9 .111, Game 4-19 .211; FT%: 1st Half 3-4 .750, 2nd Half 13-16 .813, Game 16-20 .800; Deadball Rebounds: 1.

Wake Forest	FG	3FG	FT	R	F	TP	M	A	T	B	S
Jamaal Levy, F	1-4	0-1	1-2	7	5	3	34	1	2	3	0
Vytas Danelius, F	1-6	0-4	2-3	7	3	4	36	1	2	1	1
Eric Williams, C	1-4	0-0	2-2	0	4	4	10	0	1	0	1
Taron Downey, G	3-6	3-5	0-0	4	2	9	36	1	4	0	1
Josh Howard, G	4-10	0-3	6-6	8	4	14	34	1	7	3	4
Chris Ellis	0-0	0-0	0-0	0	1	0	8	0	0	0	0
Justin Gray	8-15	5-9	5-6	4	2	26	30	1	0	0	0
Richard Joyce	0-0	0-0	0-0	0	0	0	0+	0	0	0	0
Steve Lepore	0-1	0-1	0-0	0	1	0	1	0	0	0	0
Trent Strickland	0-3	0-0	2-2	1	1	2	11	0	1	0	0
Team				4					1		
Totals	18-49	8-23	18-21	35	23	62	200	5	18	7	7

FG%: 1st Half 11-23 .478, 2nd Half 7-26 .269, Game 18-49 .367; 3FG%: 1st Half 5-11 .455, 2nd Half 3-12 .250, Game 8-23 .348; FT%: 1st Half 11-12 .917, 2nd Half 7-9 .778, Game 18-21 .857; Deadball Rebounds: 1.

SCORE BY PERIODS	1	2	F
Auburn	34	34	-- 68
Wake Forest	38	24	-- 62

OFFICIALS--Tony Greene, Steve Welmer, Ted Hillary  
 TECHNICAL FOULS--None ATTENDANCE--21,304 (c)



Derrick Bird scored nine points in No. 10 seeded Auburn's 68-62 victory over ACC Champion and No. 2 seeded Wake Forest. Bird held National Player of the Year Josh Howard to 14 points, six below his average, and forced Howard into a game-high seven turnovers.

**#12 Syracuse 79, Auburn 78**  
**March 28, 2003**  
**NCAA East Regional Sweet 16**  
**Pepsi Arena • Albany, N.Y.**

Auburn	FG	3FG	FT	R	F	TP	M	A	T	B	S
Marquis Daniels, F	12-21	0-1	3-4	9	3	27	38	4	4	0	2
Marco Killingsworth, F	0-3	0-0	2-2	5	3	2	18	0	3	0	0
Kyle Davis, C	1-6	0-0	0-0	6	4	2	20	0	2	4	0
Derrick Bird, G	3-10	3-9	2-2	4	2	11	38	5	1	0	0
Lewis Monroe, G	4-7	3-5	1-2	2	4	12	35	1	0	0	0
Troy Gaines	0-0	0-0	0-0	0	0	0	0+	1	0	0	0
Brandon Robinson	2-8	0-0	4-4	9	0	8	20	2	4	0	1
Nathan Watson	5-8	4-7	2-2	1	3	16	29	2	1	0	2
Rodney Tucker	0-0	0-0	0-0	0	0	0	2	0	1	1	0
Team				4							
Totals	27-63	10-22	14-17	40	19	78	200	15	17	5	5


FG%: 1st Half 9-30 .300, 2nd Half 18-33 .545, Game 27-63 .429; 3FG%: 1st Half 3-7 .429, 2nd Half 7-15 .467, Game 10-22 .455; FT%: 1st Half 6-7 .857, 2nd Half 8-10 .800, Game 14-17 .824; Deadball Rebounds: 2.

Syracuse	FG	3FG	FT	R	F	TP	M	A	T	B	S
Hakim Warrick, F	6-12	0-0	3-4	4	5	15	25	1	2	0	3
Carmelo Anthony, F	7-17	2-4	2-3	8	2	18	34	3	2	1	2
Craig Forth, C	0-1	0-0	0-0	1	2	0	12	1	0	2	1
Kueth Duany, G	3-9	2-6	4-4	5	0	12	26	0	1	0	1
Gerry McNamara, G	2-6	1-4	4-5	2	2	9	37	3	0	0	0
Billy Edelin	1-2	0-0	3-4	6	2	5	17	4	3	0	1
Jeremy McNeil	3-6	0-0	0-0	7	3	6	27	0	2	4	0
Josh Pace	7-13	0-0	0-1	2	1	14	12	2	0	0	1
Team				1							
Totals	29-66	5-14	16-21	36	17	79	200	14	10	7	9

FG%: 1st Half 14-34 .412, 2nd Half 15-32 .469, Game 29-66 .439; 3FG%: 1st Half 3-9 .333, 2nd Half 2-5 .400, Game 5-14 .357; FT%: 1st Half 6-6 1.000, 2nd Half 10-15 .667, Game 16-21 .762; Deadball Rebounds: 3.

SCORE BY PERIODS	1	2	F
Auburn	27	51	-- 78
Syracuse	37	42	-- 79

OFFICIALS--John Clougherty, John Higgins, Rick Hartzell  
 TECHNICAL FOULS--None  
 ATTENDANCE--15,093 (c)



Marquis Daniels put on a show in No. 10-seeded Auburn's 79-78 heart-breaking loss to eventual National Champion and No. 3 seeded Syracuse before a raucous sold out Orangemen crowd in Albany, N.Y. He had game-highs of 27 points and nine rebounds in his last game as a Tiger. Daniels had 17 second-half points against Syracuse's vaunted 2-3 zone as Auburn came back from 17 points down.



# National Invitation Tournament



## Results

### 1993

NIT First Round at the Littlejohn Coliseum in Clemson, S.C.  
March 18—Clemson 84, Auburn 72

### 1995

NIT First Round at Beard-Eaves-Memorial Coliseum in Auburn, Ala.  
March 15—Marquette 68, Auburn 61

### 1996

NIT First Round at Beard-Eaves-Memorial Coliseum in Auburn, Ala.  
March 13—Tulane 87, Auburn 73 (ot)

### 1998

NIT First Round at Beard-Eaves-Memorial Coliseum in Auburn, Ala.  
March 11—Auburn 77, Southern Miss 62  
NIT Second Round at the Bradley Center in Milwaukee, Wis.  
March 16—Marquette 75, Auburn 60 (ot)

### 2001

NIT First Round at Beard-Eaves-Memorial Coliseum in Auburn, Ala.  
March 14—Auburn 60, Miami, Fla. 58  
NIT Second Round at Mackey Arena in West Lafayette, Ind.  
March 20—Purdue 79, Auburn 61

**NIT TOTALS:-Won 2, Lost 5 (.286)**

### Records

#### Individual Single Game

**Points**—28, Wesley Person (1993 at Clemson)  
**Field Goals**—11, Wesley Person (1993 at Clemson)  
**Field Goals Attempted**—22, Wesley Person (1993 at Clemson)  
**3-Pointers Made**—6, Wesley Person (1993 at Clemson)  
**3-Pointers Attempted**—13, Wesley Person (1993 at Clemson)  
**Free Throws**—5, Kyle Davis (2001 at Purdue)  
**Free Throws Attempted**—9, Chris Davis (1995 vs. Marquette)  
**Rebounds**—12, Adrian Chilliest (1998 vs. Southern Miss)  
**Assists**—7, Jamison Brewer (2001 vs. Miami, Fla.)  
**Blocks**—13, Kyle Davis (2001 vs. Miami, Fla.)\*NIT record

#### Team Single Game

**Points**—77 (1998 vs. Southern Miss)  
**Field Goals**—32 (1993 at Clemson)  
**Field Goals Attempted**—80 (1993 at Clemson)  
**Field Goal Percentage**—418 (28-67, 1998 vs. Southern Miss)  
**3-Pointers**—10 (1996 vs. Tulane)  
**3-Pointers Attempted**—37 (1993 at Clemson)  
**3-Pointers Percentage**—345 (10-29, 1996 vs. Tulane)  
**Free Throws**—17 (1996 vs. Tulane)  
**Free Throws Attempted**—24 (1996 vs. Tulane)  
**Free Throw Percentage**—714 (1998 vs. Southern Miss)  
**Rebounds**—39 (1993 at Clemson)  
**Fouls**—19 ('95 vs. Marquette)/('98 at Marquette)/('01 at Purdue)

#### Opponent Individual Single Game

**Points**—26, LeVeldro Simmons (1996 for Tulane)  
**Field Goals**—11, Devin Gray (1993 for Clemson)  
**Field Goals Attempted**—25, Jerald Honeycutt (1996 for Tulane)  
**3-Pointers Made**—5, Aaron Hutchins (1995 for Marquette)  
**3-Pointers Attempted**—8, LeVeldro Simmons (1996 for Tulane)  
**Free Throws**—6, LeVeldro Simmons (1996 for Tulane)  
**Free Throws Attempted**—7, LeVeldro Simmons (1996 for Tulane)  
**Rebounds**—15, James Jones (2001 for Miami, Fla.)  
**Assists**—10, Tony Miller (1995 for Marquette)

#### Opponent Team Single Game

**Points**—87 (1996 by Tulane)  
**Field Goals**—34 (1996 by Tulane)  
**Field Goals Attempted**—70 (1996 by Tulane)  
**Field Goal Percentage**—524 (33-63, 1993 by Clemson)  
**3-Pointers**—9 (1995 by Marquette & 1993 by Clemson)  
**3-Pointers Attempted**—21 (1996 by Tulane)  
**3-Point Percentage**—474 (9-19, 1995 by Marquette)  
**Free Throws**—19 (2001 by Purdue)

**Free Throws Attempted**—30 (1998 at Marquette)  
**Free Throw Percentage**—.842 (23-30, 1998 at Marquette)  
**Rebounds**—43 (1993 by Clemson)/(2001 by Purdue)  
**Fouls**—20 (1998 by Southern Miss)

## Box Scores

### Clemson 84, Auburn 72

March 18, 1993

NIT First Round

Littlejohn Coliseum • Clemson, SC

Auburn	FG-FGA	FT-FTA	REB	PF	TP	MIN	A	TO	BLK	S
Wesley Person	11-22	0-1	3	3	28	37	1	3	0	1
Aubrey Wiley	6-7	0-0	11	5	12	27	1	2	1	3
Aaron Swinson	4-8	0-0	4	1	8	23	1	1	0	1
Reggie Gallon	6-14	0-0	3	4	14	37	3	2	0	1
Ronnie Battle	3-18	0-2	3	0	6	36	5	5	0	2
Mark Hutton	2-8	0-0	8	1	4	30	0	1	3	3
Lance Weems	0-2	0-0	1	1	0	6	2	0	0	1
Rod Joyce	0-1	0-0	3	0	0	4	0	2	0	0
Totals	32-80	0-3	39	15	72	200	13	16	4	12

Three-Point Field Goals: Person 6-13, Gallon 2-8, Battle 0-12, Hutton 0-2, Weems 0-2.

FG%: 1st Half 16-37 .432, 2nd Half 16-43 .372, Game 32-80 .400; 3-Point FG%: 1st Half 3-14 .214, 2nd Half 5-23 .217, Game 8-37 .216; FT%: 1st Half 0-1 .000, 2nd Half 0-2 .000, Game 0-3 .000. Team Rebounds: 3; Deadball Rebounds: 3.

Clemson	FG-FGA	FT-FTA	REB	PF	TP	MIN	A	TO	BLK	S
Andre Bovain	8-15	2-3	13	1	21	35	2	5	0	2
Devin Gray	11-17	1-1	9	0	23	36	2	1	1	1
Sharone Wright	4-10	2-4	6	2	10	36	1	5	5	1
Bruce Martin	4-7	0-0	7	0	11	30	1	2	1	2
Chris Whitney	4-9	4-5	4	2	15	36	9	6	0	3
Wayne Buckingham	2-4	0-1	0	0	4	7	0	0	1	3
Lou Richie	0-1	0-0	1	4	0	18	5	3	0	3
Jeff Brown	0-0	0-0	0	4	0	1	0	1	0	0
Frank Tomera	0-0	0-0	0	0	0	1	0	0	0	0
Totals	33-63	9-14	43	9	84	200	20	23	8	15

Three-Point Field Goals: Bovain 3-7, Gray 0-1, Martin 3-6, Whitney 3-6.

FG%: 1st Half 21-35 .600, 2nd Half 12-28 .429, Game 33-63 .524; 3-Point FG%: 1st Half 6-12 .500, 2nd Half 3-8 .375, Game 9-20 .450; FT%: 1st Half 3-4 .750, 2nd Half 6-10 .600, Game 9-14 .643; Team Rebounds: 3; Deadball Rebounds: 1.

SCORE BY PERIODS	1	2	F
Auburn	35	37	—
Clemson	51	33	—

OFFICIALS—Ron Foxcroft, Michael Kitts, John Hughes

TECHNICAL FOULS—None

ATTENDANCE—9,500

## Marquette 68, Auburn 61

March 15, 1995

NIT First Round

Beard-Eaves-Memorial Coliseum • Auburn, Ala.

Marquette	FG-FGA	FT-FTA	REB	PF	TP	MIN	A	TO	BLK	S
Faisal Abraham	2-5	0-0	4	2	5	17	0	2	1	0
Roney Eford	0-3	0-0	2	2	0	24	4	1	0	1
Amal McCaskill	4-10	0-0	11	2	10	34	2	0	3	1
Anthony Pieper	3-6	4-6	4	1	12	31	1	0	0	0
Tony Miller	2-6	5-7	6	2	9	38	10	4	0	3
Chris Crawford	4-6	0-1	3	3	10	20	2	2	0	0
Aaron Hutchins	7-9	1-2	2	1	20	17	0	1	0	2
Abel Joseph	1-2	0-0	0	0	2	6	0	0	0	0
William Gates	0-0	0-0	1	1	0	8	0	1	0	0
Dwayne Streater	0-1	0-0	0	0	0	2	0	1	0	0
Zack McCall	0-1	0-0	1	0	0	3	0	0	0	0
Richard Shaw	0-0	0-0	0	0	0	0	0	0	0	0
<b>Totals</b>	<b>23-49</b>	<b>13-20</b>	<b>36</b>	<b>14</b>	<b>68</b>	<b>200</b>	<b>19</b>	<b>12</b>	<b>4</b>	<b>7</b>

Three-Point Field Goals: Hutchins 5-7, Crawford 2-3, Pieper 2-4, McCall 0-1, Miller 0-2, Eford 0-2.

FG%: 1st Half 13-25 .520, 2nd Half 10-24 .417, Game 23-49 .469; 3-Point FG%: 1st Half 6-12 .500, 2nd Half 3-7 .429, Game 9-19 .474; FT%: 1st Half 3-5 .600, 2nd Half 10-15 .667, Game 13-20 .650. Team Rebounds: 1; Deadball Rebounds: 4.


Auburn	FG-FGA	FT-FTA	REB	PF	TP	MIN	A	TO	BLK	S
Chris Davis	6-9	4-9	8	2	16	28	1	3	1	0
Pat Burke	3-8	0-0	2	0	6	32	2	3	2	1
Wes Flanigan	2-10	4-5	7	3	8	34	3	1	1	0
Moochie Norris	4-10	0-0	2	4	9	31	6	1	0	1
Ray Donald	2-4	0-0	5	3	6	27	2	0	0	1
Lance Weems	6-15	0-0	5	4	16	28	2	1	0	2
Franklin Williams	0-2	0-0	2	3	0	17	0	2	1	1
Jim Costner	0-0	0-0	0	0	0	3	0	1	0	0
<b>Totals</b>	<b>23-58</b>	<b>8-14</b>	<b>32</b>	<b>19</b>	<b>61</b>	<b>200</b>	<b>16</b>	<b>12</b>	<b>5</b>	<b>6</b>

Three-Point Field Goals: Weems 4-11, Donald 2-3, Norris 1-5, Burke 0-1, Flanigan 0-2.

FG%: 1st Half 14-31 .452, 2nd Half 9-27 .333, Game 23-58 .397; 3-Point FG%: 1st Half 4-11 .364, 2nd Half 3-11 .273, Game 7-22 .318; FT%: 1st Half 5-8 .625, 2nd Half 3-6 .500, Game 8-14 .571; Team Rebounds: 1; Deadball Rebounds: 2.

SCORE BY PERIODS	1	2	F
Marquette	35	33	— 68
Auburn	37	24	— 61

OFFICIALS—Hal Lusk, Steven Pyatt, Eddie Jackson  
 TECHNICAL FOULS—Amal McCaskill  
 ATTENDANCE—9,359



Moochie Norris dished out a team-high six assists in Auburn's NIT first round game vs. Marquette.

## Tulane 87, Auburn 73 (ot)

March 13, 1996

NIT First Round

Beard-Eaves-Memorial Coliseum • Auburn, Ala.

Tulane	FG-A	3FG-A	FT-A	REB	PF	TP	MIN	A	TO	BLK	S
Correy Childs, F	2-3	0-0	3-4	3	3	7	30	4	2	0	3
Jerald Honeycutt, F	10-25	2-9	2-2	9	2	24	40	5	1	2	0
Lawrence Nelson, C	1-3	0-0	0-2	2	4	2	20	3	0	0	0
LeVeldro Simmons, G	8-18	4-8	6-7	6	2	26	41	5	4	0	4
Chris Cameron, G	6-8	1-1	0-0	11	2	13	41	3	2	1	2
Rayshard Allen	5-7	0-0	0-1	6	0	10	24	2	2	0	3
Shun Sheffield	0-1	0-0	0-0	0	1	0	7	0	0	0	0
Patrick Lewis	0-3	0-2	0-0	1	1	0	12	2	2	0	0
Keith Harris	2-2	1-1	0-0	1	1	5	10	0	2	0	1
<b>Totals</b>	<b>34-70</b>	<b>8-21</b>	<b>11-16</b>	<b>42</b>	<b>16</b>	<b>87</b>	<b>225</b>	<b>24</b>	<b>15</b>	<b>3</b>	<b>13</b>


FG%: 1st Half 16-32 .500, 2nd Half 18-38 .474, Game 34-70 .486; 3FG%: 1st Half 6-11 .545, 2nd Half 2-10 .200, Game 8-21 .381; FT%: 1st Half 4-4 1.000, 2nd Half 7-12 .583, Game 11-16 .688; Team Rebounds: 3; Deadball Rebounds: 5.

Auburn	FG-A	3FG-A	FT-A	REB	PF	TP	MIN	A	TO	BLK	S
Bryant Smith, G	1-3	0-2	1-2	4	1	3	11	0	1	0	0
Franklin Williams, F	3-7	2-5	2-2	1	0	10	21	0	5	0	1
Pat Burke, C	1-5	1-2	3-5	8	4	6	35	2	2	2	0
Lance Weems, G	6-13	5-9	2-2	5	4	19	35	2	2	0	2
Wes Flanigan, G	1-11	0-1	3-6	4	2	5	41	6	4	0	4
Alvin Jefferson	7-10	0-0	4-5	7	2	18	32	0	2	0	1
Derek Caldwell	0-5	0-3	2-2	2	0	2	13	2	0	0	0
Ray Donald	2-7	2-6	0-0	3	0	6	26	2	2	0	1
Adrian Chilliest	2-3	0-1	0-0	1	2	4	11	1	0	0	0
<b>Totals</b>	<b>23-64</b>	<b>10-29</b>	<b>17-24</b>	<b>38</b>	<b>15</b>	<b>73</b>	<b>225</b>	<b>15</b>	<b>18</b>	<b>2</b>	<b>9</b>

FG%: 1st Half 9-29 .310, 2nd Half 14-35 .400, Game 23-64 .359; 3FG%: 1st Half 2-12 .167, 2nd Half 8-17 .471, Game 10-29 .345; FT%: 1st Half 8-11 .727 2nd Half 9-13 .692, Game 17-24 .708; Team Rebounds: 3; Deadball Rebounds: 4.

SCORE BY PERIODS	1	2	OT	F
Tulane	42	29	16	— 87
Auburn	28	43	2	— 73

OFFICIALS—Michael Constabile, Reginald Cofer, Frankie Borddaux  
 TECHNICAL FOULS—None  
 ATTENDANCE—5,163



Wes Flanigan had a game-high six assists and four steals in Auburn's 87-73 overtime loss to Tulane in the 1996 NIT First Round at Beard-Eaves-Memorial Coliseum.



### Auburn 77, Southern Miss 62

March 11, 1998

NIT First Round

Beard-Eaves-Memorial Coliseum • Auburn, Ala

Southern Miss	FG-A	3FG-A	FT-A	REB	PF	TP	MIN	A	TO	BLK	S
Rod Agee, F	5-10	2-4	2-2	5	4	14	32	5	2	0	1
Kelly McCarty, F	7-14	0-2	2-2	6	3	16	38	0	3	1	0
Pedro Phillips, C	4-8	2-5	0-0	2	4	10	24	4	4	0	0
Mel Cauthen, G	5-9	0-0	0-1	4	1	10	35	5	4	0	2
Jimmie Floyd, G	1-3	0-0	0-0	2	2	2	33	2	2	1	1
Kevin Winn	0-0	0-0	0-0	0	1	0	6	0	1	0	0
Arthur Stapleton	1-5	0-2	3-4	4	1	5	19	4	2	0	2
Robert Lewis	1-1	1-1	0-0	0	0	3	1	0	0	0	0
Vandarel Jones	1-3	0-0	0-0	1	4	2	12	0	3	2	0
Totals	25-53	5-14	7-9	28	20	62	200	20	21	4	6


FG%: 1st Half 14-25 .560, 2nd Half 11-28 .393, Game 25-53 .472; 3FG%: 1st Half 2-4 .500, 2nd Half 3-10 .300, Game 5-14 .357; FT%: 1st Half 6-6 1.000, 2nd Half 1-3 .333, Game 7-9 .778; Team Rebounds: 4; Deadball Rebounds: 5.

Auburn	FG-A	3FG-A	FT-A	REB	PF	TP	MIN	A	TO	BLK	S
Bryant Smith, F	4-12	0-1	1-2	4	4	9	35	4	2	0	5
Adrian Chilliest, F	1-4	0-0	1-2	12	3	3	24	2	1	0	0
Mamadou N'diaye, C	8-11	0-0	3-4	5	4	19	29	2	2	2	0
Scott Pohlman, G	5-9	3-5	1-2	2	0	14	29	1	0	0	3
Doc Robinson, G	4-14	1-4	4-5	2	2	13	34	6	4	0	3
Clifton Robinson	0-0	0-0	0-0	0	0	0	1	0	0	0	0
Daymeon Fishback	2-7	1-5	2-2	7	1	7	24	3	2	1	0
Dudley Smith	0-0	0-0	0-0	0	0	0	1	0	0	0	0
Kendell Mack	0-0	0-0	0-0	0	0	0	3	0	0	0	0
John Gomillion	0-0	0-0	0-0	0	0	0	1	0	0	0	0
Franklin Williams	4-10	1-6	3-4	3	2	12	19	0	2	0	0
Totals	28-67	6-21	15-21	38	16	77	200	18	13	3	11

FG%: 1st Half 12-30 .400, 2nd Half 16-37 .432, Game 28-67 .418; 3FG%: 1st Half 4-13 .308, 2nd Half 2-8 .250, Game 6-21 .286; FT%: 1st Half 6-8 .750 2nd Half 9-13 .692, Game 15-21 .714; Team Rebounds: 3; Deadball Rebounds: 4.

SCORE BY PERIODS	1	2	F
Southern Miss	36	26	— 62
Auburn	34	43	— 77

OFFICIALS—Jackie Loube, Kevin Quirk, George Harry  
TECHNICAL FOULS—None  
ATTENDANCE—5,191



Mamadou N'diaye, playing two days after his father passed away, scored a career-high 19 points to pace Auburn to a 77-62 victory over Southern Miss in the NIT first round. It was the Tigers's first postseason win in a decade.

### Marquette 75, Auburn 60 (ot)

March 16, 1998

NIT Second Round

Bradley Center • Milwaukee, Wis.

Auburn	FG-A	3FG-A	FT-A	REB	PF	TP	MIN	A	TO	BLK	S
Bryant Smith, F	3-5	1-3	3-5	3	0	10	41	3	3	0	3
Adrian Chilliest, F	1-2	0-0	1-2	7	4	3	20	0	3	0	0
Mamadou N'diaye, C	2-5	0-0	3-5	5	4	7	28	0	2	4	0
Scott Pohlman, G	7-14	3-9	2-2	4	2	19	37	0	1	0	1
Daymeon Fishback, G	3-12	0-4	0-0	4	3	6	37	5	0	1	2
Clifton Robinson	2-3	1-1	2-2	1	0	7	6	1	0	0	0
Kendell Mack	0-0	0-0	0-0	0	0	0	3	0	0	0	0
Franklin Williams	1-3	0-2	0-0	2	3	2	19	1	2	0	0
Doc Robinson	3-13	0-5	0-0	2	3	6	34	4	4	0	0
Totals	22-57	5-24	11-16	30	19	60	225	14	16	5	6


FG%: 1st Half 15-30 .500, 2nd Half 7-27 .259, Game 22-57 .386; 3FG%: 1st Half 2-6 .333, 2nd Half 3-18 .167, Game 5-24 .208; FT%: 1st Half 3-4 .750, 2nd Half 8-12 .667, Game 11-16 .688; Team Rebounds: 2; Deadball Rebounds: 8.

Marquette	FG-A	3FG-A	FT-A	REB	PF	TP	MIN	A	TO	BLK	S
Mike Bargaen, F	3-7	1-4	3-4	6	5	10	34	0	2	1	0
Richard Shaw, F	2-5	0-0	3-4	8	1	7	30	0	2	1	0
Jarrod Lovette, C	7-12	1-3	3-4	5	1	18	36	0	2	0	2
Aaron Hutchins, G	3-11	1-6	1-2	5	3	8	38	8	3	0	0
Brian Wardle, G	3-11	2-3	4-5	5	2	12	32	4	1	1	1
John Cliff	2-3	1-2	2-3	2	1	7	15	0	1	0	0
Marcus West	1-2	0-1	4-4	2	0	6	23	2	1	0	1
Abel Joseph	1-1	0-0	2-2	1	1	4	10	1	0	1	0
John Mueller	0-0	0-0	0-0	0	0	0	1	0	0	0	0
Greg Clausen	1-2	0-0	1-2	1	0	3	6	0	0	0	0
Totals	23-54	6-19	23-30	36	14	75	225	15	12	4	4

FG%: 1st Half 10-21 .476, 2nd Half 13-33 .394, Game 23-54 .426; 3FG%: 1st Half 3-6 .500, 2nd Half 3-13 .231, Game 6-19 .316; FT%: 1st Half 7-11 .636 2nd Half 16-19 .842, Game 23-30 .767; Team Rebounds: 1; Deadball Rebounds: 4.

SCORE BY PERIODS	1	2	OT	F
Auburn	35	25	0	— 60
Marquette	30	30	15	— 75

OFFICIALS—Steve Skiles, Tom Grzynski, Norm Nelson  
TECHNICAL FOULS—None  
ATTENDANCE—8,692



Freshman Scott Pohlman scored a game-high 19 points in Auburn's second round NIT game at Marquette. The Golden Eagles nailed a 3-pointer with :04 left in regulation to send the game into overtime, and then scored all 15 points in extra time to take a 75-60 win.

2007-08 Outlook  
2007-08 Tigers  
Coaching Staff  
2007-08 Opponents  
2006-07 Review  
Tiger Records  
AU Hoop History  
Tiger Tracks  
Administration



**Auburn 60, Miami (Fla.) 58**

March 14, 2001

NIT First Round

Beard-Eaves-Memorial Coliseum • Auburn, Ala.

Miami, Fla.	FG-A	3FG-A	FT-A	REB	PF	TP	MIN	A	TO	BLK	S
Darius Rice, F	5-15	1-8	3-3	4	2	14	34	3	1	0	0
James Jones, F	7-13	2-5	4-6	15	2	20	36	0	2	2	1
Dwayne Wimbley, C	1-7	0-0	1-3	4	4	3	25	0	5	1	1
Michael Simmons, G	0-0	0-0	0-0	1	3	0	20	5	1	0	0
John Salmoms, G	6-13	2-2	0-0	2	1	14	35	3	4	0	6
Leroy Hurd	2-6	0-1	1-2	2	2	5	18	1	1	0	2
Joe Gordon	1-6	0-3	0-0	8	2	2	19	2	2	0	0
Marcus Barnes	0-2	0-2	0-0	0	1	0	13	1	1	0	1
Team				4							
Totals	22-62	5-21	9-14	40	17	58	200	15	17	3	11

FG%: 1st Half 16-34 .471, 2nd Half 6-28 .214, Game 22-62 .355; 3-Point FG%: 1st Half 5-14 .357, 2nd Half 0-7 .000, Game 5-21 .238; FT%: 1st Half 4-7 .571, 2nd Half 5-7 .714, Game 9-14 .643. Deadball Rebounds: 3.

Auburn	FG-A	3FG-A	FT-A	REB	PF	TP	MIN	A	TO	BLK	S
Abdou Diame, F	6-9	0-0	1-1	4	3	13	24	0	0	1	0
Kyle Davis, C	2-6	0-0	3-4	8	4	7	33	0	2	13	1
Jamison Brewer, G	2-6	0-3	0-0	6	1	4	37	7	4	0	2
Scott Pohlman, G	2-7	0-3	0-0	1	1	4	17	1	2	1	2
Adam Harrington, G	3-5	2-3	1-1	2	1	9	20	1	5	0	1
Marquis Daniels	5-14	1-2	4-6	8	2	15	32	2	2	0	2
Reggie Sharp	1-3	0-1	0-0	1	1	2	11	2	1	0	1
Marin Bota	0-0	0-0	0-0	1	0	0	2	0	2	0	0
Lincoln Glass	4-12	2-7	2-4	1	0	14	17	1	0	0	0
Team				1							
Totals	19-62	5-19	21-29	38	25	66	200	14	16	15	8

FG%: 1st Half 13-29 .448, 2nd Half 10-28 .357, Game 23-57 .404; 3-Point FG%: 1st Half 2-8 .250, 2nd Half 3-11 .273, Game 5-19 .263; FT%: 1st Half 3-4 .750, 2nd Half 6-8 .750, Game 9-12 .750; Team Rebounds: 1; Deadball Rebounds: 2.

SCORE BY PERIODS	1	2	F
Miami, Fla.	41	17	—
Auburn	31	29	—

OFFICIALS—Bob Donato, Olandis Poole, Mike Eades

TECHNICAL FOULS—None

ATTENDANCE—5,249



Freshman Kyle Davis had a NIT and Auburn record 13 blocked shots vs. Miami, one shy of the NCAA record.

**Purdue 79, Auburn 61**

March 20, 2001

NIT Second Round

Mackey Arena • West Lafayette, Ind.

Auburn	FG-A	3FG-A	FT-A	REB	PF	TP	MIN	A	TO	BLK	S
Abdou Diame, F	2-7	0-0	0-1	3	2	4	23	1	1	1	1
Kyle Davis, C	7-10	0-0	5-5	9	3	19	32	0	2	4	2
Marquis Daniels, G	5-12	1-2	3-3	7	5	14	35	0	5	1	3
Jamison Brewer, G	2-4	0-0	0-0	3	1	4	27	2	3	0	2
Lincoln Glass, G	1-8	0-6	0-0	3	1	2	23	6	1	0	2
Scott Pohlman	7-17	3-8	1-3	7	2	18	33	2	1	0	1
Reggie Sharp	0-5	0-3	0-0	1	0	0	15	3	1	0	1
Adam Harrington	0-4	0-2	0-0	0	5	0	11	2	4	0	1
Marin Bota	0-0	0-0	0-0	0	0	0	1	0	0	0	0
Team				0							
Totals	24-67	4-21	9-12	33	19	61	200	16	18	6	13

FG%: 1st Half 7-29 .241, 2nd Half 17-38 .447, Game 24-67 .358; 3FG%: 1st Half 2-9 .222, 2nd Half 2-12 .167, Game 4-21 .190; FT%: 1st Half 6-7 .857, 2nd Half 3-5 .600, Game 9-12 .750; Deadball Rebounds: 1.

Purdue	FG-A	3FG-A	FT-A	REB	PF	TP	MIN	A	TO	BLK	S
Brett Buscher, F	3-10	0-0	0-0	5	5	6	20	1	3	0	4
John Allison, C	4-6	0-0	0-0	7	1	8	21	0	1	6	0
Maynard Lewis, G	4-6	3-5	5-6	3	0	16	21	1	2	1	0
Kenneth Lowe, G	3-6	1-3	5-6	2	2	12	24	0	1	0	3
Carson Cunningham, G	1-3	0-2	2-2	0	3	4	21	6	4	0	0
Willie Deane	3-6	1-3	0-0	5	1	7	15	3	0	1	0
Austin Parkinson	0-1	0-0	0-0	2	1	0	15	3	0	0	0
Joe Marshall	0-4	0-2	3-4	3	1	3	20	2	0	0	1
Adam Wetzel	2-2	0-0	1-2	3	0	5	10	0	2	0	0
Travis Best	0-0	0-0	2-2	1	-	2	4	1	3	0	0
Rodney Smith	6-14	3-5	0-1	6	2	15	20	2	1	0	1
Kevin Garrity	0-0	0-0	1-2	1	0	1	9	0	0	0	0
Team				5							
Totals	23-64	10-29	17-24	38	15	73	225	15	18	8	9


FG%: 1st Half 11-32 .344, 2nd Half 15-26 .577, Game 26-58 .448; 3FG%: 1st Half 1-9 .111, 2nd Half 7-11 .636, Game 8-20 .400; FT%: 1st Half 5-6 .833 2nd Half 14-19 .737, Game 19-25 .760; Deadball Rebounds: 7.

SCORE BY PERIODS	1	2	F
Auburn	22	39	—
Purdue	28	51	—

OFFICIALS—Ted Valentine, Gene Monje, Robert Pennington

TECHNICAL FOULS—None

ATTENDANCE—5,261



Scott Pohlman had 18 points and seven rebounds in his last game as a Tiger in Auburn's 79-61 loss at Purdue in the NIT second round.

## All-Time Lineups (1950-2007)

### 1949-50 (17-7, 12-6 SEC)

F—Jack Glasgow, 5.6 ppg  
 F—George Hill, 8.0 ppg  
 C—Bill Lynn, 14.7 ppg  
 G—Don Lanford, 10.5 ppg  
 G—Roy Brawner, 6.2 ppg  
 Top Sub—Dan Pridgen, 4.3 ppg

### 1950-51 (12-10, 6-8-SEC)

F—George Hill, 9.3 ppg, 7.8 rpg  
 F—Bubber Farish, 7.1 ppg, 3.6 rpg  
 C—Dan Pridgen, 13.9 ppg, 9.1 rpg  
 G—Don Lanford, 11.2 ppg, 5.8 rpg  
 G—Roy Brawner, 8.7 ppg, 4.2 rpg  
 Top Sub—Roger Weldon, 5.8 ppg, 4.8 rpg

### 1951-52 (14-12, 6-8 SEC)

F—Bill Fickling, 7.1 ppg, 6.8 rpg  
 F—Roger Weldon, 8.3 ppg, 5.5 rpg  
 C—Jim Martin, 8.3 ppg, 8.0 rpg  
 G—Inman Veal, 10.9 ppg, 4.3 rpg  
 G—Vince Dooley, 6.0 ppg, 4.9 rpg  
 Top Subs—Jack Turner, 7.5 ppg, 3.1 rpg;  
 Bubber Farish, 4.3 ppg, 2.5 rpg;  
 Robert Fenn, 6.7 ppg, 7.8 rpg

### 1952-53 (13-8, 6-7 SEC)

F—Bill Fickling, 5.3 ppg, 5.7 rpg  
 F—Jim O'Donnell, 9.6 ppg, 5.7 rpg  
 C—Bob Miller, 15.8 ppg, 12.3 rpg  
 G—Jack Turner, 10.7 ppg, 4.0 rpg  
 G—Bill Kirkpatrick, 5.3 ppg, 1.3 rpg  
 Top Subs—John Cochran, 6.4 ppg,  
 7.4 rpg; Bubber Farish, 6.0 ppg, 2.6 rpg

### 1953-54 (17-7, 8-6 SEC)

F—Bill Fickling, 5.9 ppg, 4.7 rpg  
 F—John Cochran, 8.2 ppg, 5.9 rpg  
 C—Bob Miller, 17.8 ppg, 11.5 rpg  
 G—Bill Kirkpatrick, 9.7 ppg, 1.8 rpg  
 G—Jack Turner, 9.3 ppg, 4.4 rpg  
 Top Subs—Jim O'Donnell, 8.0 ppg,  
 5.4 rpg; Jim Martin, 6.8 ppg, 5.9 rpg

### 1954-55 (11-9, 6-8 SEC)

F—Jim O'Donnell, 15.9 ppg, 8.6 rpg  
 F—Herb Slayden, 8.0 ppg, 5.0 rpg  
 C—Gordon Mummert, 11.2 ppg, 8.5 rpg  
 G—Bill Kirkpatrick, 18.7 ppg, 3.0 rpg  
 G—Brownie Nelson, 10.6 ppg, 6.2 rpg  
 Top Subs—Henry Sturkie, 5.2 ppg,  
 4.2 rpg; Jim Diamond, 8.6 ppg, 9.9 rpg

### 1955-56 (11-10, 8-6 SEC)

F—Jim O'Donnell, 14.9 ppg, 8.6 rpg  
 F—Kay Slayden, 14.1 ppg, 6.5 rpg  
 C—Bill McGriff, 15.9 ppg, 10.2 rpg  
 G—Henry Sturkie, 9.1 ppg, 4.1 rpg  
 G—Brownie Nelson, 9.9 ppg, 5.5 rpg  
 Top Subs—Jim Diamond, 4.2 ppg, 4.3 rpg;  
 Terry Chandler, 4.3 ppg, 2.7 rpg

### 1956-57 (13-8, 8-6 SEC)

F—Henry Sturkie,  
 7.9 ppg, 5.0 rpg  
 F—Rex Frederick,  
 15.6 ppg, 15.3 rpg  
 C—Bill McGriff,  
 11.3 ppg, 8.0 rpg  
 G—Henry Hart,  
 14.2 ppg, 6.7 rpg  
 G—Jimmy Lee,  
 15.9 ppg, 4.6 rpg  
 Top Subs—Terry Chandler, 4.5 ppg, 2.3 rpg; Bob  
 Tucker, 3.4 ppg, 1.4 rpg

### 1957-58 (16-6, 11-3 SEC)

F—Rex Frederick,  
 16.1 ppg, 14.8 rpg  
 F—Terry Chandler,  
 6.4 ppg, 5.2 rpg  
 C—Bill McGriff,  
 6.7 ppg, 5.2 rpg  
 G—Jimmy Lee,  
 13.8 ppg, 3.4 rpg  
 G—Bob Tucker,  
 10.5 ppg, 3.6 rpg  
 Top Subs—Bill Gregory,  
 5.4 ppg, 6.0 rpg; Shot  
 Johnston, 7.8 ppg, 7.4 rpg

### 1958-59 (20-2, 12-2 SEC)

F—David Vaughn, 9.6 ppg, 5.0 rpg  
 F—Jimmy Fibbe, 11.1 ppg, 7.5 rpg  
 C—Rex Frederick, 12.7 ppg, 12.9 rpg  
 G—Jimmy Lee, 13.1 ppg, 4.6 rpg  
 G—Henry Hart, 13.0 ppg, 5.3 rpg  
 Top Sub—Porter Gilbert, 8.5 ppg, 3.5 rpg

### 1959-60 (19-3, 12-2 SEC • Champions)

F—Ray Groover, 11.6 ppg, 3.0 rpg  
 F—David Vaughn, 11.7 ppg, 7.0 rpg  
 C—Jimmy Fibbe, 12.3 ppg, 6.9 rpg  
 G—Henry Hart, 15.5 ppg, 5.9 rpg  
 G—Porter Gilbert, 11.4 ppg, 5.5 rpg  
 Top Subs—Bayward McManus, 3.3 ppg,  
 1.7 rpg; Bill Ross, 3.7 ppg, 1.9 rpg


### 1960-61 (15-7, 8-6 SEC)

F—David Vaughn, 10.6 ppg, 6.1 rpg  
 F—Jimmy Fibbe, 14.7 ppg, 6.5 rpg  
 C—Layton Johns, 5.5 ppg, 6.1 rpg  
 G—Ray Groover, 14.1 ppg, 3.0 rpg  
 G—Porter Gilbert, 11.2 ppg, 3.6 rpg  
 Top Sub—Bill Tinker, 4.9 ppg, 2.8 rpg

### 1961-62 (18-6, 11-3 SEC)

F—Bill Tinker, 11.8 ppg, 5.3 rpg  
 F—Mack Kirkland, 7.3 ppg, 6.3 rpg  
 C—Layton Johns, 15.7 ppg, 11.3 rpg  
 G—Larry Chapman, 10.6 ppg, 4.0 rpg  
 G—Bill Ross, 6.7 ppg, 3.7 rpg  
 Top Sub—John Blackwell, 4.3 ppg, 1.8 rpg

### 1962-63 (18-4, 10-4 SEC)



Frank Ford started 127 consecutive games from 1983-87 while helping Auburn to four-straight NCAA Tournament appearances.

F—Bill Tinker, 7.9 ppg, 4.7 rpg  
 F—John Blackwell, 13.9 ppg, 4.1 rpg  
 C—Layton Johns, 15.0 ppg, 12.5 rpg  
 G—Larry Chapman, 10.0 ppg, 3.0 rpg  
 G—Larry Cart, 13.4 ppg, 3.0 rpg  
 Top Subs—Freddie Guy, 2.8 ppg, 3.2 rpg;  
 Joe Newton, 3.6 ppg, 3.7 rpg;  
 Mack Kirkland, 3.0 ppg, 2.7 rpg

### 1963-64 (11-12, 6-8 SEC)

F—Freddie Guy, 13.3 ppg, 11.7 rpg  
 F—Lee DeFore, 17.7 ppg, 7.7 rpg  
 C—Joe Newton, 10.5 ppg, 7.5 rpg  
 G—Larry Chapman, 9.1 ppg, 4.0 rpg  
 G—John Blackwell, 13.1 ppg, 3.9 rpg  
 Top Sub—Tom Fibbe, 5.2 ppg, 2.6 rpg

### 1964-65 (16-9, 11-5 SEC)

F—Freddie Guy, 12.4 ppg, 12.2 rpg  
 F—Lee DeFore, 15.8 ppg, 6.3 rpg  
 C—Joe Newton, 14.8 ppg, 9.5 rpg  
 G—Larry Cart, 9.2 ppg, 2.0 rpg  
 G—Tom Fibbe, 4.9 ppg, 1.8 rpg  
 Top Sub—Jimmy Montgomery, 4.8 ppg, 1.5 rpg

### 1965-66 (16-10, 8-8 SEC)

F—Lee DeFore, 23.7 ppg, 9.6 rpg  
 F—Monk Montgomery, 11.7 ppg, 3.9 rpg  
 C—Ronnie Quick, 6.6 ppg, 5.5 rpg  
 G—Bob Buisson, 11.9 ppg, 3.8 rpg  
 G—Alex Howell, 4.4 ppg, 2.5 rpg  
 Top Subs—Tee Faircloth, 3.8 ppg, 2.3  
 rpg; Joe Millsap, 8.7 ppg, 5.1 rpg

### 1966-67 (17-8, 12-6 SEC)

F—Wally Tinker, 9.6 ppg, 8.4 rpg  
 F—Tom Perry, 7.7 ppg, 3.3 rpg  
 C—Ronnie Quick, 12.2 ppg, 7.6 rpg  
 G—Bob Buisson, 11.5 ppg, 3.1 rpg  
 G—Alex Howell, 14.0 ppg, 3.2 rpg  
 Top Subs—Joe Millsap, 6.8 ppg, 3.3 rpg;  
 Tee Faircloth, 4.1 ppg, 1.4 rpg

#### 1967-68 (13-13, 8-10 SEC)

F—Wally Tinker, 14.5 ppg, 5.0 rpg  
 F—Tom Perry, 9.1 ppg, 3.4 rpg  
 C—Bill Alexander, 13.4 ppg, 7.4 rpg  
 G—Alex Howell, 12.0 ppg, 3.5 rpg  
 G—Carl Shetler, 5.4 ppg, 2.1 rpg  
 Top Sub—Ron Jackson, 9.8 ppg, 5.0 rpg

#### 1968-69 (15-10, 10-8 SEC)

F—Tom Perry, 6.4 ppg, 4.1 rpg  
 F—Wally Tinker, 13.8 ppg, 7.8 rpg  
 C—Bill Alexander, 13.4 ppg, 7.4 rpg  
 G—Carl Shetler, 12.9 ppg, 2.5 rpg  
 G—John Mengelt, 19.4 ppg, 4.2 rpg  
 Top Subs—Ronnie Jackson, 6.5 ppg, 3.2 rpg;  
 Randall Walker, 4.6 ppg, 3.2 rpg

#### 1969-70 (15-11, 11-7 SEC)

F—Ronnie Jackson, 4.1 ppg, 5.4 rpg  
 F—Henry Harris, 12.5 ppg, 7.5 rpg  
 C—Bill Alexander, 13.6 ppg, 12.1 rpg  
 G—Carl Shetler, 10.7 ppg, 1.6 rpg  
 G—John Mengelt, 26.8 ppg, 6.0 rpg  
 Top Sub—Jimmy Walker, 3.7 ppg, 2.0 rpg

#### 1970-71 (11-15, 8-10 SEC)

F—Henry Harris, 11.6 ppg, 6.4 rpg  
 F—Jim Retseck, 14.8 ppg, 11.3 rpg  
 C—Al Leapheart, 11.2 ppg, 8.3 rpg  
 G—John Mengelt, 28.4 ppg, 4.1 rpg  
 G—Jimmy Walker, 4.0 ppg, 2.2 rpg  
 Top Sub—Gary England, 4.5 ppg, 1.5 rpg

#### 1971-72 (10-16, 6-12 SEC)

F—Jim Retseck, 16.5 ppg, 9.2 rpg



Joe Newton is the only other Auburn player besides Charles Barkley to hit better than 60 percent of his field-goal attempts in a single season. Newton ranked fourth nationally in field-goal percentage at .606 as a senior in 1964-65.

F—Dan Kirkland, 13.4 ppg, 4.7 rpg  
 C—Al Leapheart, 8.2 ppg, 4.2 rpg  
 G—Gary England, 9.2 ppg, 2.3 rpg  
 G—Henry Harris, 11.3 ppg, 6.2 rpg  
 Top Sub—Mike Christian, 8.3 ppg, 1.3 rpg

#### 1972-73 (6-20, 4-14 SEC)

F—Albert Johnson, 7.3 ppg, 6.0 rpg  
 F—Gary Redding, 11.5 ppg, 8.2 rpg  
 C—Ralph Smith, 7.3 ppg, 5.1 rpg  
 G—Gary England, 12.8 ppg, 2.3 rpg  
 G—Mike Christian, 12.2 ppg, 3.0 rpg  
 Top Sub—Bob Bond, 5.8 ppg, 4.6 rpg

#### 1973-74 (10-16, 5-13 SEC)

F—Gary Redding, 12.0 ppg, 9.4 rpg  
 F—Bob Bond, 5.3 ppg, 5.9 rpg  
 C—Pepto Bolden, 10.5 ppg, 11.6 rpg  
 G—Mike Christian, 14.1 ppg, 2.3 rpg  
 G—Eddie Johnson, 21.8 ppg, 4.0 rpg  
 Top Sub—Bob Osberry, 9.7 ppg, 5.5 rpg

#### 1974-75 (18-8, 12-6 SEC)

F—Gary Redding, 14.7 ppg, 10.1 rpg  
 F—Mike Mitchell, 18.4 ppg, 11.4 rpg  
 C—Myles Patrick, 5.8 ppg, 6.2 rpg  
 G—Eddie Johnson, 20.9 ppg, 3.8 rpg  
 G—Stan Pietkiewicz, 9.6 ppg, 2.8 rpg  
 Top Subs—Glenn Moon, 2.6 ppg, 2.7 rpg;  
 Wayne Bracy, 3.8 ppg, 1.2 rpg

#### 1975-76 (16-10, 11-7 SEC)

F—Mike Mitchell, 18.7 ppg, 9.6 rpg  
 F—Gary Redding, 13.2 ppg, 8.2 rpg  
 C—Myles Patrick, 7.5 ppg, 6.9 rpg  
 G—Stan Pietkiewicz, 10.1 ppg, 2.7 rpg  
 G—Eddie Johnson, 19.7 ppg, 3.9 rpg  
 Top Sub—Cedrick Hordges, 4.9 ppg, 3.2 rpg

#### 1976-77 (13-13, 6-12 SEC)

F—Mike Mitchell, 19.4 ppg, 8.5 rpg  
 F—Pepto Bolden, 10.0 ppg, 9.0 rpg  
 C—Myles Patrick, 9.7 ppg, 6.9 rpg  
 G—Eddie Johnson, 15.6 ppg, 2.6 rpg  
 G—Stan Pietkiewicz, 11.1 ppg, 2.7 rpg  
 Top Sub—Cedrick Hordges, 5.9 ppg, 4.7 rpg

#### 1977-78 (13-14, 8-10 SEC)

F—Mike Mitchell, 24.9 ppg, 8.9 rpg  
 F—Myles Patrick, 10.0 ppg, 6.1 rpg  
 C—Bobby Cattage, 8.6 ppg, 6.3 rpg  
 G—Stan Pietkiewicz, 19.1 ppg, 3.6 rpg  
 G—Bubba Price, 7.3 ppg, 2.2 rpg  
 Top Sub—Earl Banks, 6.1 ppg, 6.4 rpg

#### 1978-79 (13-16, 5-13 SEC)

F—Rick Valavicius, 14.4 ppg, 4.5 rpg  
 F—Earl Banks, 10.9 ppg, 7.1 rpg  
 C—Bobby Cattage, 15.9 ppg, 9.3 rpg  
 G—Bubba Price, 15.8 ppg, 3.4 rpg  
 G—Lewis Card, 2.6 ppg, 1.8 rpg  
 Top Subs—Eric Stringer, 4.0 ppg, 1.2 rpg;  
 Benny Anthony, 5.6 ppg, 3.7 rpg

#### 1979-80 (10-18, 5-13 SEC)

F—Rick Valavicius, 11.1 ppg, 2.8 rpg  
 F—Darrell Lockhart, 8.8 ppg, 5.4 rpg  
 C—Earl Banks, 7.3 ppg, 5.9 rpg  
 G—Bubba Price, 10.9 ppg, 2.6 rpg  
 G—Eric Stringer, 5.2 ppg, 1.6 rpg

Top Subs—Benny Anthony, 6.1 ppg, 4.1 rpg;  
 Frank Poindexter, 8.6 ppg, 2.5 rpg;  
 Bobby Cattage, 7.7 ppg, 5.3 rpg

#### 1980-81 (11-16, 4-14 SEC)

F—Darrell Lockhart, 11.2 ppg, 6.4 rpg  
 F—Frank Poindexter, 11.5 ppg, 4.1 rpg  
 C—Earl Banks, 11.9 ppg, 7.0 rpg  
 G—Alvin Mumphord, 7.1 ppg, 2.5 rpg  
 G—Byron Henson, 6.2 ppg, 1.8 rpg  
 Top Subs—Eric Stringer, 4.6 ppg, 1.2 rpg;  
 Bobby Cattage, 4.7 ppg, 3.4 rpg

#### 1981-82 (14-14, 7-11 SEC)

F—Darrell Lockhart, 11.6 ppg, 5.7 rpg  
 F—Alvin Mumphord, 8.3 ppg, 2.6 rpg  
 C—Charles Barkley, 12.7 ppg, 9.8 rpg  
 G—Odell Mosteller, 15.9 ppg, 3.1 rpg  
 G—Byron Henson, 3.6 ppg, 1.0 rpg  
 Top Subs—Paul Daniels, 1.9 ppg, 1.4 rpg;  
 Greg Turner, 6.1 ppg, 3.1 rpg

#### 1982-83 (15-13, 8-10 SEC)

F—Darrell Lockhart, 13.0 ppg, 5.5 rpg  
 F—Chuck Person, 9.3 ppg, 4.6 rpg  
 C—Charles Barkley, 14.4 ppg, 9.5 rpg  
 G—Odell Mosteller, 14.2 ppg, 2.7 rpg  
 G—Paul Daniels, 3.7 ppg, 2.4 rpg  
 Top Subs—Alvin Mumphord, 5.9 ppg,  
 2.3 rpg; Greg Turner, 4.1 ppg, 2.8 rpg;  
 Byron Henson, 2.7 ppg, 0.6 rpg

#### 1983-84 (20-11, 12-6 SEC)

F—Greg Turner, 10.6 ppg, 5.1 rpg  
 F—Chuck Person, 19.1 ppg, 8.0 rpg  
 C—Charles Barkley, 15.1 ppg, 9.5 rpg  
 G—Frank Ford, 7.5 ppg, 3.5 rpg  
 G—Gerald White, 8.0 ppg, 1.6 rpg  
 Top Subs—Vern Strickland, 6.7 ppg,  
 3.2 rpg; Paul Daniels, 2.5 ppg, 1.3 rpg;  
 Carey Holland, 2.2 ppg, 2.3 rpg;  
 Mark Cahill, 2.3 ppg, 0.6 rpg

#### 1984-85 (22-12, 8-10 SEC)

F—Chuck Person, 22.0 ppg, 8.9 rpg  
 F—Chris Morris, 10.4 ppg, 5.0 rpg  
 C—Jeff Moore, 8.2 ppg, 7.1 rpg  
 G—Frank Ford, 11.5 ppg, 4.8 rpg  
 G—Gerald White, 7.9 ppg, 2.5 rpg  
 Top Subs—Carey Holland, 4.8 ppg,  
 3.6 rpg; Johnny Lynn, 1.2 ppg, 0.4 rpg;  
 Darren Guest, 1.8 ppg, 2.2 rpg;  
 Terrance Howard, 3.1 ppg, 1.4 rpg

#### 1985-86 (22-11, 13-5 SEC)

F—Chuck Person, 21.5 ppg, 7.9 rpg  
 F—Chris Morris, 9.8 ppg, 5.2 rpg  
 C—Jeff Moore, 10.9 ppg, 7.1 rpg  
 G—Frank Ford, 11.1 ppg, 4.4 rpg  
 G—Gerald White, 5.3 ppg, 2.6 rpg  
 Top Subs—Mike Jones, 8.7 ppg, 3.4 rpg;  
 Terrance Howard, 2.5 ppg, 0.9 rpg;  
 Johnny Lynn, 2.1 ppg, 0.3 rpg

#### 1986-87 (18-13, 9-9 SEC)

F—Mike Jones, 15.8 ppg, 7.2 rpg  
 F—Chris Morris, 13.5 ppg, 7.3 rpg  
 C—Jeff Moore, 17.4 ppg, 9.5 rpg  
 G—Gerald White, 7.6 ppg, 2.4 rpg  
 G—Frank Ford, 12.9 ppg, 6.0 rpg



Top Subs—Terrance Howard, 3.7 ppg, 1.3 rpg; Johnny Lynn, 3.2 ppg, 0.9 rpg; Aundrae Davis, 6.8 ppg, 1.5 rpg

**1987-88 (19-11, 11-7 SEC)**

F—John Caylor, 8.9 ppg, 5.0 rpg  
 C—Chris Morris, 20.7 ppg, 9.8 rpg  
 C—Jeff Moore, 18.6 ppg, 9.2 rpg  
 G—Terrance Howard, 8.1 ppg, 2.7 rpg  
 G—Derrick Dennison, 6.6 ppg, 2.6 rpg  
 Top Subs—Johnny Lynn, 3.9 ppg, 1.8 rpg; Matt Geiger, 6.4 ppg, 4.1 rpg; Keenan Carpenter, 4.7 ppg, 1.2 rpg

**1988-89 (9-19, 2-16 SEC)**

F—Kirt Hankton, 8.1 ppg, 5.4 rpg  
 F—Zane Arnold, 3.7 ppg, 4.2 rpg  
 C—Matt Geiger, 15.9 ppg, 6.6 rpg  
 G—Keenan Carpenter, 19.0 ppg, 3.5 rpg  
 G—Derrick Dennison, 12.5 ppg, 4.2 rpg  
 Top Subs—Robert McKie, 6.5 ppg, 5.8 rpg; Dustin Hester, 0.3 ppg, 1.3 rpg; Champ Wrencher, 0.7 ppg, 0.6 rpg; Chris Brandt, 1.8 ppg, 1.5 rpg

**1989-90 (13-18, 8-10 SEC)**

F—Derrick Dennison, 16.0 ppg, 4.4 rpg  
 F—Chris Brandt, 11.7 ppg, 6.5 rpg  
 C—Zane Arnold, 8.2 ppg, 6.5 rpg  
 G—Reggie Gallon, 9.8 ppg, 3.6 rpg  
 G—Ronnie Battle, 17.0 ppg, 3.4 rpg  
 Top Subs—John Caylor, 8.7 ppg, 6.8 rpg; Larry Patrick, 3.5 ppg, 1.4 rpg; Champ Wrencher, 1.2 ppg, 0.3 rpg; Richard Smith, 0.6 ppg, 1.2 rpg

**1990-91 (13-16, 5-13 SEC)**

F—Wesley Person, 15.4 ppg, 5.7 rpg  
 F—Chris Brandt, 5.0 ppg, 3.9 rpg  
 C—Robert McKie, 11.1 ppg, 5.9 rpg  
 G—Reggie Gallon, 9.1 ppg, 3.6 rpg  
 G—Ronnie Battle, 17.0 ppg, 2.6 rpg  
 Top Subs—John Caylor, 7.7 ppg, 5.7 rpg; Zane Arnold, 5.1 ppg, 3.7 rpg; Larry Patrick, 4.5 ppg, 1.7 rpg; Champ Wrencher, 1.7 ppg, 1.2 rpg

**1991-92 (12-15, 5-11 SEC)**

F—Wesley Person, 19.9 ppg, 6.8 rpg  
 F—Aaron Swinson, 14.3 ppg, 7.5 rpg  
 C—Chris Brandt, 10.9 ppg, 4.8 rpg  
 G—Reggie Gallon, 6.4 ppg, 2.0 rpg  
 G—Ronnie Battle, 16.6 ppg, 1.9 rpg  
 Top Subs—Champ Wrencher, 3.9 ppg, 1.4 rpg; Willie Jones, 6.7 ppg, 4.5 rpg; Rod Joyce, 2.8 ppg, 1.5 rpg; Cameron Boozer, 3.1 ppg, 1.5 rpg;

**1992-93 (15-12, 8-8 SEC)**

F—Wesley Person, 18.8 ppg, 7.1 rpg  
 F—Aubrey Wiley, 9.4 ppg, 5.1 rpg  
 C—Aaron Swinson, 15.6 ppg, 7.7 rpg  
 G—Reggie Gallon, 8.4 ppg, 2.4 rpg  
 G—Ronnie Battle, 16.5 ppg, 1.4 rpg  
 Top Subs—Mark Hutton, 6.0 ppg, 5.0 rpg; Lance Weems, 1.7 ppg, 1.0 rpg;

**1993-94 (11-17, 3-13 SEC)**

F—Wesley Person, 22.2 ppg, 6.4 rpg  
 F—Aubrey Wiley, 11.8 ppg, 9.3 rpg

C—Aaron Swinson, 20.7 ppg, 8.1 rpg  
 G—Shawn Stuart, 2.5 ppg, 2.4 rpg  
 G—Wes Flanigan, 6.5 ppg, 4.9 apg  
 Top Subs—Lance Weems, 10.4 ppg, 2.5 rpg; Leonard Smith, 4.1 ppg, 1.3 rpg; Pat Burke, 4.0 ppg, 2.9 rpg;

**1994-95 (16-13, 7-9 SEC)**

F—Chris Davis, 11.6 ppg, 6.1 rpg  
 C—Pat Burke, 9.0 ppg, 4.8 rpg  
 G—Wes Flanigan, 8.9 ppg, 2.9 apg  
 G—Lance Weems, 13.2 ppg, 3.3 rpg  
 G—Moochie Norris, 12.5 ppg, 4.9 apg  
 Top Subs—Ray Donald, 9.5 ppg, 4.6 rpg; Franklin Williams, 7.8 ppg, 4.4 rpg; Jim Costner, 3.0 ppg, 2.2 rpg

**1995-96 (19-13, 6-10 SEC)**

F—Franklin Williams, 10.4 ppg, 4.8 rpg  
 C—Pat Burke, 11.0 ppg, 8.7 rpg  
 G—Wes Flanigan, 13.4 ppg, 6.7 apg  
 G—Lance Weems, 13.4 ppg, 3.6 rpg  
 G—Ray Donald, 8.7 ppg, 3.3 rpg  
 Top Subs—Derek Caldwell, 6.2 ppg, 1.8 rpg; Bryant Smith, 3.6 ppg, 2.0 rpg; Alvin Jefferson, 3.3 ppg, 3.1 rpg

**1996-97 (16-15, 6-10 SEC)**

F—Franklin Williams, 7.9 ppg, 4.2 rpg  
 C—Pat Burke, 11.0 ppg, 7.0 rpg  
 G—Wes Flanigan, 11.0 ppg, 4.5 apg  
 G—Daymeon Fishback, 7.8 ppg, 2.5 rpg  
 G—Doc Robinson, 6.2 ppg, 3.1 apg  
 Top Subs—Bryant Smith 8.1 ppg, 4.2 rpg; Derek Caldwell 5.8 ppg, 1.9 rpg; Alvin Jefferson 4.3 ppg, 4.1 rpg; Mamadou N'diaye 3.0 ppg, 2.5 rpg

**1997-98 (16-14, 7-9 SEC)**

F—Bryant Smith, 13.3 ppg, 6.6 rpg  
 F—Franklin Williams, 7.4 ppg, 3.8 rpg  
 C—Mamadou N'diaye, 8.0 ppg, 6.9 rpg  
 G—Doc Robinson, 12.4 ppg, 4.4 apg  
 G—Scott Pohlman, 10.6 ppg, 2.6 rpg  
 Top Subs—Daymeon Fishback 6.9 ppg, 3.2 rpg; Adrian Chilliest, 2.4 ppg, 3.5 rpg; Randy Hughes 7.1 ppg, 5.8 rpg; Derek Caldwell 3.4 ppg, 1.2 rpg

**1998-99 (29-4, 14-2 SEC • Champions)**

F—Chris Porter, 16.0 ppg, 8.6 rpg  
 F—Bryant Smith, 11.0 ppg, 6.2 rpg  
 C—Mamadou N'diaye, 7.2 ppg, 7.5 rpg  
 G—Doc Robinson, 11.5 ppg, 5.0 apg  
 G—Scott Pohlman, 11.8 ppg, 2.2 rpg  
 Top Subs—Jay Heard, 6.2 ppg, 2.2 rpg; Mack McGadney, 5.1 ppg, 3.1 rpg; Daymeon Fishback, 4.5 ppg, 2.2 rpg; Reggie Sharp, 3.5 ppg, 1.2 rpg; Adrian Chilliest, 1.7 ppg, 2.5 rpg

**1999-2000 (24-10, 9-7 SEC)**

F—Chris Porter, 14.6 ppg, 7.3 rpg  
 C—Mamadou N'diaye, 8.9 ppg, 7.9 rpg  
 G—Daymeon Fishback, 9.6 ppg, 4.1 rpg  
 G—Doc Robinson, 11.5 ppg, 5.1 apg  
 G—Scott Pohlman, 9.9 ppg, 2.3 rpg  
 Top Subs—Mack McGadney, 7.2 ppg, 4.8 rpg; Marquis Daniels, 4.5 ppg, 2.6 rpg; Jay Heard, 3.6 ppg, 3.2 rpg; Reggie Sharp, 3.2 ppg,

1.4 rpg; Jamison Brewer, 2.3 ppg, 1.9 apg

**2000-01 (18-14, 7-9 SEC)**

F—Marquis Daniels, 15.7 ppg, 7.0 rpg  
 C—Kyle Davis, 4.8 ppg, 5.9 rpg, 2.8 bpg  
 G—Adam Harrington, 15.5 ppg, 4.3 rpg  
 G—Scott Pohlman, 12.5 ppg, 2.2 rpg  
 G—Jamison Brewer, 8.4 ppg, 7.2 rpg, 5.8 apg  
 Top Subs—Mack McGadney, 15.0 ppg, 8.3 rpg (only played 8 games, tore ACL); Lincoln Glass, 7.2 ppg; Abdou Diame, 7.0 ppg, 3.3 rpg; Reggie Sharp, 2.1 ppg

**2001-02 (12-16, 4-12 SEC)**

F—Marquis Daniels, 11.6 ppg, 5.3 rpg  
 C—Kyle Davis, 5.6 ppg, 5.1 rpg, 3.3 bpg  
 G—Adam Harrington, 10.1 ppg, 3.5 rpg  
 G—Derrick Bird, 10.6 ppg, 3.2 rpg  
 G—Lewis Monroe, 2.7 ppg, 2.2 rpg, 2.5 apg  
 Top Subs—Brandon Robinson, 8.5 ppg, 5.2 rpg; Marco Killingsworth, 7.8 ppg, 4.2 rpg

**2002-03 (22-12, 8-18 SEC)**

F—Marquis Daniels, 18.4 ppg, 6.2 rpg  
 F—Marco Killingsworth, 13.3 ppg, 6.4 rpg  
 C—Kyle Davis, 6.3 ppg, 5.9 rpg, 3.7 bpg  
 G—Derrick Bird, 9.8 ppg, 2.9 rpg  
 G—Lewis Monroe, 6.2 ppg, 2.4 rpg, 3.3 apg  
 Top Subs—Brandon Robinson, 8.2 ppg, 4.5 rpg; Nathan Watson, 5.9 ppg, 3.2 rpg

**2003-04 (14-14, 5-11 SEC)**

F—Brandon Robinson, 12.0 ppg, 6.7 rpg  
 F—Marco Killingsworth, 13.7 ppg, 6.9 rpg  
 C—Kyle Davis, 6.5 ppg, 6.8 rpg, 2.6 bpg  
 G—Ian Young, 10.0 ppg, 2.3 rpg, 2.4 apg  
 G—Lewis Monroe, 6.1 ppg, 3.6 apg, 1.5 rpg  
 Top Subs—Nathan Watson, 7.5 ppg, 2.7 rpg; Quinell Brown 7.1 ppg, 3.0 rpg; Ronny LeMelle 6.0 ppg, 2.1 rpg; Troy Gaines 3.8 ppg, 0.8 rpg; Dwayne Curtis 2.9 ppg, 2.3 rpg

**2004-05 (14-17, 4-12 SEC)**

F—Quinell Brown, 12.8 ppg, 6.0 rpg  
 G—Toney Douglas, 16.9 ppg, 5.3 rpg  
 G—Ian Young, 13.3 ppg, 4.1 rpg, 4.0 apg  
 G—Nathan Watson, 11.3 ppg, 5.7 rpg  
 G—Daniel Hayles, 6.0 ppg, 3.1 rpg  
 Top Subs—Frank Tolbert, 6.9 ppg, 3.0 rpg; Ronny LeMelle (only played 4 games, INJ)


**2005-06 (12-16, 4-12 SEC)**

F—Korvotney Barber, 6.8 ppg, 4.8 rpg  
 G—Ronny LeMelle, 12.8 ppg, 3.8 rpg  
 G—Rasheem Barrett, 11.1 ppg, 3.0 rpg  
 G—Frank Tolbert, 9.1 ppg, 3.5 rpg  
 G—Quantez Robertson, 8.0 ppg, 4.6 apg, 4.1 rpg  
 Top Subs—Josh Dollard, 9.1 ppg, 4.4 rpg; Daniel Hayles, 5.8 ppg, 3.1 rpg


**2006-07 (17-15, 7-9 SEC)**

F—Josh Dollard, 12.5 ppg, 7.0 rpg  
 F—Korvotney Barber, 11.3 ppg, 6.6 rpg  
 F—Quan Prowell, 12.0 ppg, 5.3 rpg  
 G—Frank Tolbert, 11.8 ppg, 4.8 rpg  
 G—Quantez Robertson, 8.2 ppg, 5.1 apg  
 G—Rasheem Barrett, 11.0 ppg, 3.9 rpg  
 G—DeWayne Reed, 5.4 ppg, 3.0 apg


# All-Time Lettermen (1906-2007)



**Bill Alexander**  
(1968-70)



**Earl Banks**  
(1978-81)



**Pepto Bolden**  
(1974-76)



**Chris Brandt**  
(1989-92)


This is the "official list" of Auburn basketball lettermen. Corrections and additions are encouraged. Please send correspondence to: Chuck Gallina, P.O. Box 351, Auburn, AL 36830.

**A**

- Adams, Jeff 1977-78-79
- Akin, J.C. 1926-27-28
- Alexander, Bill 1968-69-70 (C)
- Anthony, Benny 1977-78-79-80
- Ariail, D.W. 1932-33-34 (C)
- Arnold, Jamaal 2003
- Arnold, William 1914
- Arnold, Zane 1989-90-91(C)
- Arthur, R.A. 1933
- Ash, Tim 1970-71
- Austin, Greg 1970

**B**


- Baggett, Matt 2002
- Banks, Earl 1978-79-80-81 (C)
- Barber, Korvotney 2006-07
- Barker, Charlton 1999-2000-01-02
- Barkley, Charles 1982-83-84
- Barks, Earl 1924-25
- Barks, Hub 1918-19-20-21
- Barnes, Woodrow 1934-35-36
- Barnhizer, Mark 1977-79
- Barrett, Rasheem 2006-07




**Pat Burke**  
(1994-97)



**Bobby Cattage**  
(1978-81)



**John Caylor**  
(1987-91)



**Paul Daniels**  
(1981-84)

- Battle, Ronnie 1990-91-92-93
- Bearden, J.B. 1958
- Beasley, Bob 1920
- Beasley, Jeremy 1997
- Beatty, Travis 1953
- Beavers, Tim 1972-73-74
- Bedgood, Lance (mgr.) 2000
- Bickerstaff, Donald 1945
- Bird, Derrick 2002-03 (C)
- Blackwell, John 1962-63-64 (C)
- Bolden, Pepto 1974-75-76 (C)
- Bolling, Rick 1982-83
- Bond, Bobby 1973-74-75-76
- Boozer, Cameron 1992
- Bota, Marin 2001
- Bowen, Sam 1958
- Bracy, Wayne 1975-76-77-78
- Brandt, Chris 1989-90-91-92 (C)
- Brawner, Roy 1948-49-50-51 (C)
- Brewer, Jamison 2000-01
- Bridges, O.W. 1917-18
- Brooks, Ryan 2007
- Brown, Earnest 1996
- Brown, L.C. 1934-35
- Brown, Nick (mgr.) 1988-89-90-91-92
- Brown, Quinnel 2004-05 (C)
- Buisson, Bobby 1965-66-67 (C)
- Burbage, Jesse 1915-16

- Burgess, Quinton 1945-46
- Burgess, Thad 1979
- Burke, Pat 1994-95-96-97 (C)
- Burke, T.G. 1911-12
- Burleson, R.A. 1909
- Burnett, John 1962-63
- Burton, Herbert 1943
- Butcher, Donnie 1983


**C**

- Cahill, Mark 1981-82-83-84
- Caldwell, Derek 1996-97-98
- Calton, Donny 2000-01-02-03
- Cameron, Joey 2006
- Campbell, Scott 2005
- Canzoneri, A.G. 1941-42-43 (C)
- Card, Lewis 1979
- Cardwell, Kim (mgr.) 1982
- Carpenter, Keenan 1988-89
- Cart, Larry 1963
- Carter, Kenny 1980
- Carter, Wilmer 1915-16
- Cattage, Bobby 1978-79-80-81
- Caylor, John 1987-88-90-91 (C)
- Chandler, Terry 1956-57-58
- Chapman, Larry 1962-63-64 (C)
- Childers, Edron 1937-38
- Chilliest, Adrian 1996-97-98-99
- Christian, Mike 1972-73-74 (C)


- Christian, Tim 1967
- Clark, Reid 1995-96
- Clements, E.E. 1913-14-15
- Cochran, John 1952-53-54
- Coleman, Thomas 1957
- Cook, D. 1914
- Cook, F. 1913
- Cooper, Scott (mgr.) 2000-01
- Corley, Chris (mgr.) 1992-93-94-95
- Costner, Jim 1994-95
- Cowart, Pat 1970-71
- Cox, Dan 1974-75
- Craft, Collier (mgr.) 2002
- Creel, Eugene M. 1923-24
- Crew, W.R. 1936
- Croker, D.C. 1907
- Culverhouse, H.G. 1909
- Cunningham, Cole (mgr.) 2007
- Cunningham, David 1975
- Curlee, A.D. 1936-37-39
- Curtis, Dwayne 2004

**D**


- Daniel, Ryan 2005
- Daniels, Marquis 2000-01-02-03(C)
- Daniels, Paul 1981-82-83-84
- Davis, Aundrae 1987
- Davis, Chris 1995
- Davis, J.E. 1911




**Gary England**  
(1971-73)



**Wes Flanigan**  
(1994-97)



**Frank Ford**  
(1984-87)




**Rex Frederick**  
(1957-59)


Davis, Kyle 2001-02-03-04 (C)  
 Davis, Leroy 1995  
 Dawson, Bill 1951  
 Dawson, William 1947  
 DeFore, Lee 1964-65-66 (C)  
 Dennison, Derrick 1987-88-89-90 (C)  
 Derozan, Kyle 2005  
 Devaney, Jim 1980  
 Deschamps, Dale 1975-76  
 Diame, Abdou 2001  
 Diamond, Jim 1954-55-56  
 Dickinson, R.A. 1940  
 Dollard, Josh 2006-07  
 Donald, Ray 1995-96 (C)  
 Dooley, Vince 1952  
 Douglas, Toney 2005  
 Dowell, William 1922  
 Dreyfus, S.C. 1908  
 Dryer, T.B. 1907-08  
 Dubose, Frank 1927-28-29  
 Dudley, Charles 1922-23 (C)  
 Ducote, R.J. 1916-18  
 Duke, Jesse 1922-23-24  
 Dunbar, Robert 1941  
 Duncan, Benton 1948-49  
 Duncan, J.R. 1912-14  
 Dundley, Charley 1920

**E**


Eaddy, Bill 1989  
 Eaves, Joel 1935-36-37 (C)  
 Edun, Moses 2004-05-06  
 Edwards, Thomas H., Jr. 1937-38-39  
 Ellis, Frank H. 1934  
 Ellis, G.J. 1926-27-28




**Porter Gilbert**  
(1959-61)



**Henry Harris**  
(1970-72)



**Darrell Lockhart**  
(1980-83)



**Ernie Magri**  
(1972-73)

England, Gary 1971-72-73 (C)  
 Evans, G.D. 1925  
 Evans, G.P. 1926

**F**

Faircloth, Tee 1966-67  
 Farish, J.P., Jr. 1951-52-53 (C)  
 Fells, Orenn 2001  
 Fenn, Robert 1952-53  
 Fenton, W.V. 1934  
 Fibbe, Jimmy 1959-60-61 (C)  
 Fibbe, Tommy 1964-65-66  
 Fickling, William A. 1952-53-54  
 Finney, C.E. 1943  
 Fishback, Daymeon 1997-98-99-00  
 Fitten, Sam 1982  
 Flanigan, Wes 1994-95(C)-96(C)-97(C)  
 Floyd, M.H. 1916-17-18-19  
 Forbes, C.M. 1914-15  
 Ford, Frank 1984-85-86-87  
 Franklin, Jim (mgr.) 1986  
 Frederick, Rex 1957-58-59 (C)  
 Fucci, Dom 1976  
 Fuller, Herbert 1945

**G**

Gaines, Troy 2003-04-05  
 Gallina, Ted (mgr.) 1992-93-94  
 Gallon, Reggie 1990-91-92-93 (C)  
 Gardner, David (mgr.) 1998-99-00  
 Geiger, Matt 1988-89  
 Gibson, D. 1907-08  
 Gibson, Ray 1938-39-40  
 Gilbert, Porter 1959-60-61 (C)  
 Givan, Alex (mgr.) 2005-06  
 Glasgow, Jack 1948-49-50-51

Glass, Lincoln 2001  
 Godfrey, Gary 1982-85-86  
 Godfrey, Julian (mgr.) 2006-07  
 Gomillion, John 1998  
 Gordy, J. 1910  
 Gordy, S. 1909  
 Gray, W.R. 1925-26  
 Gregory, Bill 1956-57-59  
 Greene, Herbert 1964-65-66  
 Groover, Ray 1959-60-61  
 Guest, Darren 1985  
 Guy, Freddie 1963 (C)

**H**

Hahn, Fred 1922-23-24 (C)  
 Hahn, Hub 1918-19-20-21  
 Hall, S. 1909  
 Hall, S.S. 1926-27  
 Hall, W.H. 1917-18  
 Hall, W.R. 1917  
 Hamilton, David 1999  
 Hankton, Kirt 1989  
 Haralson, Melvin 1986-87  
 Hargrove, Lucas 2007  
 Harrington, Adam 2001-02 (C)  
 Harris, Henry 1970-71-72 (C)  
 Harrison, Joe 1922-23-24 (C)  
 Hart, Henry 1957-59-60 (C)  
 Hart, Jerry (mgr.) 1960  
 Hart, Taylor 1979  
 Hatfield, L.L. 1930-31-32 (C)  
 Hawkins, E.A. 1940-41-42  
 Hayes, Earl 1982-83  
 Hayles, Daniel 2005-06  
 Haynes, Doyle 1954


Head, Alan (mgr.) 2002  
 Heard, Jay 1999-2000  
 Helmlinger, John 1960-61-62  
 Henderson, Ted 1977  
 Henry, Lamar 1964  
 Henson, Byron 1980-81-82-83  
 Heramb, Matt 2007  
 Hester, Dustin 1989  
 Hill, Edward 1947  
 Hill, George 1948-49-50-51  
 Hill, Howard 1922  
 Hitt, Dwight 1950  
 Hoehle, Gene 1950  
 Holland, Carey 1984-85  
 Holmes, J.C. 1937-38-39  
 Hood, Jeffrey (mgr.) 2003  
 Hordges, Cedrick 1976-77  
 Howard, Terrance 1985-86-87-88  
 Howell, Alex 1967-68 (C)  
 Howell, Brett 2005-06  
 Howell, Rex 1966  
 Hudson, J.T. 1917  
 Hughes, Randy 1998  
 Huff, John 1939-40  
 Hurt, David 1967-68-69  
 Hutton, Mark 1993

**I**


Ingram, Billy Bob 1962-63

**J**


Jackson, Ron 1968-69-70  
 Jacobs, Dan (mgr.) 1968-69  
 James, Ebb 1927-28  
 James, Fob 1926-27-28 (C)  
 James, Louie 1928-29-30




**John Mengelt**  
(1969-71)



**Mike Mitchell**  
(1975-78)



**Jeff Moore**  
(1985-88)



**Alvin Mumphord**  
(1980-83)

James, Tim 1982  
 Jasquith, Andre 1995  
 Jefferson, Alvin 1996  
 Jenkins, George 1932-33  
 Johns, Layton 1960-61-62-63 (C)  
 Johnson, Albert 1972-73  
 Johnson, Bob 1969  
 Johnson, Eddie 1974-75-76 (C)  
 Johnson, J.L. 1943  
 Johnston, Manley 1958  
 Jones, Bruce 1923-24  
 Jones, C.A. 1916-17  
 Jones, Frank 1906  
 Jones, Mike 1986-87  
 Jones, Mike (mgr.) 1986  
 Jones, Rob 1985-86-87  
 Jones, Willie 1992  
 Jordan, J.R. 1930-31-32 (C)  
 Joyce, Rod 1992-93

**K**

Kaley, C.P. 1931-32-33 (C)  
 Kaley, W.E. 1925-27  
 Keel, Tim (mgr.) 2005-06-07  
 Kemp, John (mgr.) 1986  
 Kidd, Adam (mgr.) 2001  
 Killingsworth, Marco 2002-03-04  
 Kinlaw, D.C. 1948  
 Kirkland, Dan 1971-72  
 Kirkland, K. Mack 1962-63  
 Kirkpatrick, Bill 1953-54-55 (C)  
 Kitchens, Brad (mgr.) 1982  
 Krezminski, Ted 1946  
 Krivacs, Jim 1975

**L**

Lacey, J.E. 1912-13  
 Lacey, W.M. 1906-07  
 Lacy, John 1920  
 Lancaster, Rod 1945-46  
 Lanford, Dan 1948-49-50-51 (C)  
 Lassiter, Jack 1921  
 Lawson, H.B. 1930-31-32  
 Lawson, Scott (mgr.) 1991-92  
 Leapheart, Al 1970-71-72  
 Lee, Jason (mgr.) 2003-04-05  
 Lee, Jimmy 1957-58-59 (C)  
 LeMelle, Ronny 2004-05-06 (C)  
 Leonard, Jimmy 1960-61  
 Lewis, Johnathan 2001-03-04  
 Lewis, Kelvin 2007  
 Locke, T.C. 1909-10  
 Lockhart, Darrell 1980-81-82-83 (C)  
 Lollar, Chris 2003-04  
 Louisell, William 1915  
 Lumpkin, T.W. 1930-31-32  
 Luquire, Adam 2007  
 Lynn, Bill 1949-50 (C)  
 Lynn, Johnny 1985-86-87-88

**M**

Mack, Kendell 1998  
 Magri, Ernie 1972-73  
 Major, E.A. 1909-10-11-12-13  
 Mancini, Frank 1940-41-42  
 Mandula, Bob 1973-74  
 Martello, Vince 1981  
 Martin, James 1952-53-54  
 Martin, Terry 1984

Mason, Sam 1933  
 Mays, Bob (mgr.) 1960  
 McAfee, Emmett 1949  
 McFadden, Jeffrey 1987  
 McFadden, Frank 1918-19-20-21  
 McGadney, Mack 1999-2000-01-02  
 McGrew, Roy 1979  
 McGriff, Bill 1956-57-58  
 McKelvy, Cornelius 1947  
 McKie, Robert 1989-91  
 McKinney, W.R. 1925-26  
 McKinney, Wallace 1922-23-24  
 McKinney, William 1924-25  
 McKissick, Rex 1936-37-38 (C)  
 McLeod, Michael (mgr.) 2000-01-02  
 McMahan, Warren 1933-34  
 McManus, Bayward 1958-59  
 Meagher, John 1945  
 Mengelt, John 1969-70-71  
 Miaway, Archie 2007  
 Miller, Jeff (mgr.) 1979  
 Miller, Bob 1966-68  
 Miller, Robert 1953-54 (C)  
 Miles, David (mgr.) 1979  
 Millsap, Joe 1966-67  
 Mitchell, Dwayne 2002  
 Mitchell, Joe Bob 1935-36  
 Mitchell, Mike 1975-76-77-78 (C)  
 Mobberly, W.C. 1948-49-50-51  
 Monroe, Lewis 2002-03-04  
 Montgomery, Jimmy 1965-66  
 Moon, Glen 1974-75-76  
 Moore, Jeff 1985-86-87-88

**N**


Morgan, Malvern 1937-38-39  
 Morris, Chris 1985-86-87-88  
 Mosteller, Odell 1982-83  
 Motley, Marvin 1941-42  
 Mullendore, Gary 1971-72  
 Mullins, H.L. 1928-29  
 Mummert, Gordon 1952-53-54-55  
 Mumphord, Alvin 1980-81-82-83 (C)  
 Murdock, D.N. 1912

**O**


O'Neil, James 1957  
 N'diaye, Mamadou 1997-98-99-00  
 Neal, Heath (mgr.) 1997-98-99-00  
 Nelson, Rolland 1955-56  
 Newell, Olin 1914  
 Newton, Joe 1963-64-65  
 Nixon, Glenn 1948-49  
 Noble, A.J. 1913  
 Norman, Mandy 1921  
 Norris, Moochie 1995 (C)

**P**


Pappas, Ernest 1937  
 Parker, T.F. 1909-10  
 Parks, Ben E. 1942




**Joe Newton**  
(1963-65)




**Myles Patrick**  
(1975-78)



**Stan Pietkiewicz**  
(1975-78)



**Frank Poindexter**  
(1980-82)




**Bubba Price**  
(1977-80)



**Gary Redding**  
(1973-76)



**Henry Sturkie**  
(1954-57)



**Wally Tinker**  
(1967-69)

Person, Adrian 1999  
 Person, Chuck 1983-84-85-86  
 Person, Wesley 1991-92-93-94 (C)  
 Pietkiewicz, Stan 1975-76-77-78 (C)  
 Pohlman, Scott 1998-99-2000-01(C)  
 Poindexter, Frank 1980-81-82  
 Poole, James (mgr.) 1982-83  
 Porter, Chris 1999-2000 (C)  
 Porter, Will (mgr.) 2006-07  
 Posey, Leon 1960-61-62  
 Powell, Jack 1946-47 (C)  
 Powers, Kirk 1978-79  
 Price, Bubba 1977-78-79-80 (C)  
 Price, Randy 1982  
 Pridgen, Dan 1949-50-51  
 Prowell, Quan 2007

**Q**

Quick, Ronnie 1966-67  
 Quinney, George 1934

**R**

Redd, Albert 1920  
 Redding, Gary 1973-74-75-76 (C)  
 Reed, DeWayne 2007  
 Remillard, Jason (mgr.) 1997-98-99-00  
 Retseck, Jim 1971-72  
 Ridenhour, Jacob (mgr.) 1993-94-95  
 Robertson, Quantez 2006  
 Robinson, Ardith 1949  
 Robinson, Brandon 2002-03-04  
 Robinson, Clifton 1998  
 Robinson, Doc 1997-98(C)-99(C)-00 (C)  
 Rodgers, Hugh 1936  
 Rogers, Chris 2005  
 Ross, Bill 1960-61-62 (C)  
 Russell, Erskine 1947-48

**S**

Salter, John 1963

Samples, Tyrone 1957-58-59  
 Sanderson, Jack 1946  
 Savage, Zack 1923  
 Sawyer, Bill 1981-82  
 Scarbrough, L.A. 1909-10-11-12  
 Siebert, Robert 1946  
 Sharp, Reggie 1999-2000-01(C)  
 Shelby, Matt (mgr.) 2002-03-04-05  
 Shepperd, Brian 1983  
 Shetler, Carl 1968-69-70 (C)  
 Simmons, Eric "Butch" 1975-76  
 Sindler, Frank J. 1933  
 Slaughter, T.R. 1927  
 Slayden, Herb 1955  
 Slayden, Kay 1954-55-56  
 Smith, A.L. 1928  
 Smith, Abe 1999-2000  
 Smith, Bryant 1996-97-98-99 (C)  
 Smith, Drew 2006-07  
 Smith, Dudley 1998  
 Smith, Leonard 1994  
 Smith, Ralph 1971-72-73  
 Smith, Richard 1990  
 Smith, William 1972  
 Snyder, E. 1926  
 Spencer, Howard 1984-85  
 Springfield, Mike 1995-96  
 Stapler, Scott (mgr.) 1995-96  
 Stapleton, Bobby 1945  
 Steed, George 1914-15-16  
 Sterling, Joseph 1947-48-49  
 Stewart, Jack 1930-31-32  
 Stockelberg, Frank K. 1924  
 Stone, Noah (mgr.) 1993-94  
 Strange, George 1935  
 Streetman, J.P. 1939-40  
 Streit, J.B. 1911

Strickland, Auby 1917  
 Strickland, Trey (mgr.) 2006-07  
 Strickland, Vern 1984-86  
 Stringer, Eric 1978-79-80-81  
 Stuart, Shawn 1993-94  
 Sturkie, Henry 1954-55-56-57 (C)  
 Sutton, Brent 1972-73  
 Swinson, Aaron 1992-93-94 (C)

**T**

Tanner, Jack 1942  
 Taylor, George 1914  
 Taylor, Mitch 1992  
 Thigpen, James 1916  
 Thomas, Darrell 1985  
 Thomas, Emmett 1975  
 Thomas, Phillip 1996  
 Thomas, Randy 1965  
 Thorington, Garrett (mgr.) 2006-07  
 Tinker, Billy 1961-62-63-64  
 Tinker, Wally 1967-68-69 (C)  
 Tolbert, Frank 2005-06(C)-07  
 Tolbert, Jimbo (mgr.) 2000-01  
 Trapp, J.H. 1919  
 Tucker, Bobby 1956-57-58  
 Tucker, Rodney 2003-04  
 Turner, Greg 1981-82-83-84  
 Turner, Herman (mgr.) 2001-02-03-04  
 Turner, Jack 1952-53-54  
 Turner, Rodney 1985  
 Tyler, David (mgr.) 1988-89-90-91

**V**

Vaughn, David 1959-60-61  
 Veal, Inman 1952  
 Vines, J.A. 1929  
 Valavicius, Rich 1979 (C)-80 (C)

**W**


Wade, Jimmy 1918-19-20-21

Wadsworth, F.A. 1943  
 Waites, Harold 1945  
 Walker, Jimmy 1969-70-71 (C)  
 Walker, Randall 1966-69  
 Walter, Bill 1950-51  
 Walther, Paul 1946  
 Ware, R.Y. 1906-07-08  
 Ware, W.J. 1925  
 Watkins, Corey 1999  
 Watkins, Walter 1914  
 Watson, Nathan 2002-03-04-05 (C)  
 Weems, Lance 1993-94-95(C)-96(C)  
 Weldon, Roger 1950-51-52 (C)  
 Welsh, Richie 1984  
 West, Harold 1945  
 Whigham, Byrd 1954-55  
 Whitaker, H. 1906-07  
 White, Gerald 1984-85-86-87  
 Wicke, Danny 2003-04  
 Wiley, Aubrey 1993-94  
 Williams, Frank 1942-43  
 Williams, Frank 1947 (C)  
 Williams, Franklin 1995-96-97-98 (C)  
 Williams, Ray 1946-47-48 (C)  
 Wills, Bob 1968-69  
 Wilson, W.P. 1917  
 Wood, Jim 1948  
 Woodruff, C.W. 1906-07-08  
 Worrill, Jamie 1913  
 Wrencher, Champ 1989-90-91-92 (C)  
 Wright, T.P. 1911


**Y**

York, Bobby 1970  
 Young, B.E. 1943  
 Young, Ian 2004-05 (C)


(C) Captain




**Rich Valavicius**  
(1979-80)



**Lance Weems**  
(1993-96)



**Gerald White**  
(1980-82)



**Aubrey Wiley**  
(1993-94)



# All-Time Numerical Roster

(Since 1936)

**00**

Kerry Harvis (2006)  
Byron Bell (1993)  
Paul Daniels (1981-84)

**1**

Frank Tolbert (2005-Present)

**2**

Archie Miaway (2007-Present)  
Daniel Hayles (2005-06)  
Abdou Diame (2001-02)

**3**

Josh Dollard (2006-Present)  
Ian Young (2004-05)  
Marquis Daniels (2000-03)  
Reggie Sharp (1999)  
Earnest Brown (1996-97)  
Jim Costner (1994-95)  
Champ Wrencher (1990-92)  
Kirt Hankton (1989)  
Byron Henson (1980-83)  
Taylor Hart (1948-50)

**4**

Emanuel Willis (2006)  
Marco Killingsworth (2002-04)  
Chris Porter (1999-2000)  
Derek Caldwell (1998)  
Chris Davis (1995-96)  
Aaron Swinson (1992-94)  
Lewis Card (1979-80)  
Glenn Nixon (1948-1949)

**5**

Kelvin Lewis (2007)  
Jamison Brewer (2000-2001)  
Clifton Robinson (1998)  
Derek Caldwell (1995-97)  
Jim Duce (1980)

**10**

Troy Gaines (2003-05)  
Scott Pohlman (1998-2001)  
Terrance Howard (1985-88)  
Robert Holler (1984)  
Rick Bolling (1982-83)  
Jim Devaney (1980-81)  
Bill Wallace (1974, 1976)  
Jim Krivacs (1975)  
Bill Kirkpatrick (1953-55)  
Frank Davis (1952)  
Jimmy Willet (1951)  
Dwight Hitt (1950)  
Dick O'Cain (1947)  
Bob Seibert (1946)

**11**

Derrick Bird (2002-03)  
Reggie Sharp (2000-01)  
Phillip Thomas (1996)  
**Wesley Person (1991-94)**  
David Williams (1988)  
Melvin Haralson (1986-87)  
Rodney Turner (1985)  
Greg Turner (1981-84)  
Mark Barnhizer (1977-79)  
Bill Turner (1974-75)

Herbert Greene (1964-65)  
John Burnett (1961-63)  
George Cochran (1960)  
Joe Woods (1959)  
Sam Bowen (1958)  
Brownie Nelson (1955-56)  
Kay Slayden (1953)  
Vince Dooley (1952)  
Bill Mobberly (1951)  
Jack Sanderson (1946)

**12**

DeWayne Reed (2007-Present)  
Moses Edun (2004-06)  
Jay Heard (1999-2000)  
Alex Franco (1995)  
Leonard Smith (1993-94)  
Mitch Taylor (1992)  
Johnny Benjamin (1989)  
Gerald White (1984-87)  
Odell Mosteller (1982-83)  
Mike Christian (1972-74)  
Pat Cowart (1970-71)  
Mike Newell (1969)  
Bob Miller (1966-68)  
Larry Cart (1963-65)  
Porter Gilbert (1959-61)  
Bobby Tucker (1956-58)  
Travis Beatty (1953)  
Don Lanford (1949-51)  
Erskine Russell (1947-48)  
Connie McKelvey (1947)

**13**

Matt Heramb (2007-Present)  
Brandon Robinson (2002-04)  
Bryant Smith (1996-99)  
Mike Jones (1986-88)  
Ritchie Welsh (1984)  
Chuck Johnson (1983)  
Sam Fitten (1982)  
Jack Glasgow (1948-50)

**14**

Drew Smith (2006-Present)  
Michael O'Connor (2005)  
Charlton Barker (2000-2002)  
Reggie Gallon (1989-93)  
Johnny Lynn (1985-88)  
Tim James (1982-83)  
Roy McGrew (1979-80)  
Myles Patrick (1975-78)  
Jimmy DeVenney (1960)  
Jerry Hart (1958)  
Jim Naftel (1955-56)  
Walt Stoudemire (1953)  
Inman Veal (1952)  
Roy Brawner (1949-51)  
Ted Krezmenski (1946)

**15**

Brett Howell (2005-06)  
Danny Wicke (2003)  
Jimbo Tolbert (mgr.), (2000)  
Lance Weems (1993-96)  
Leonard Smith (1992)  
Larry Patrick (1990-91)  
Kelvin Ardister (1989)

Frank Ford (1984-87)  
Kyle Anderson (1983)  
Thad Burgess (1979)  
Ted Henderson (1976-77)  
Paul Seymour (1975)  
Rex Howell (1973)  
**John Mengelt (1969-71)**  
Alex Howell (1966-68)  
Tim Pearson (1963-65)  
Tommy Henderson (1959)  
Terry Chandler (1956-58)  
Robert Burgess (1955)  
Bill Fickling (1952-54)  
George Hill (1949-51)  
Jack Powell (1946)

**16**

Miller (1947)

**17**

Diffley (1947)  
Jack Colbert (1946)

**18**

Ray Williams (1946)  
Herbert Burton (1942)

**20**

Danny Wicke (2004)  
Mike Springfield (1995-1996)  
Shawn Stuart (1993-94)  
Dustin Hester (1988-1990)  
Aundrae Davis (1987)  
Wayne Bracy (1975-78)  
Tim Beavers (1972-74)  
Jimmy Walker (1969-71)  
Barry Timmerman (1968)  
Tee Faircloth (1965-67)  
Larry Chapman (1961-64)  
Bayward McManus (1958-60)  
Byrd Whigham (1954-55)  
John Logue (1953)  
Dick O'Cain (1946)  
Frank Mancini (1940-42)  
Ernest Pappas (1937-39)

**21**

Rasheem Barrett (2006-Present)  
Quinnel Brown (2004-05)  
Adam Harrington (2001-2002)  
Ronnie Battle (1989-93)  
Rob Jones (1986-87)  
Mark Cahill (1983-84)  
Mark Reed (1982)  
Bubba Price (1977-80)  
Bob Mandula (1974-76)  
Jimmy Elliot (1972)  
Greg Austin (1970)  
Tom Perry (1967-69)  
Mike Keeble (1964)  
Billy Biles (1963)  
Bill Ross (1960-62)  
Jimmy Lee (1957-59)  
Henry Sturkie (1954-57)  
Jack Turner (1953-54)  
Bill Walters (1950-51)  
Andy Robinson (1949)  
Quentin Burgess (1945-46)  
Crawford Holmes (1937-39)

**22**

Scott Campbell (2005)  
Lewis Monroe (2002-04)  
Marin Bota (2001)  
Wes Flanigan (1994-97)  
John Caylor (1987-90)  
Robert Leak (1983)  
Randall Ridley (1982)  
Eric Stringer (1978-81)  
Eddie Johnson (1974-77)  
Gary England (1971-73)  
Carl Shetler (1968-70)  
Bobby Buisson (1965-67)  
John Blackwell (1962-64)  
Ray Grover (1958-61)  
Henry Sturkie (1956-57)  
R.T. Lee (1956)  
Doyle Haynes (1954)  
Jack Glasgow (1948-51)  
Dan Pridgen (1949-50)  
Joe Womack (1946)  
Shag Hawkins (1942)  
Fagan Canzoneri (1941)  
Tommie Edwards (1937-39)

**23**

Quantez Robertson (2006-Present)  
Toney Douglas (2005)  
Dwayne Mitchell (2002)  
Daymeon Fishback (1997-2000)  
Leroy Davis (1994-95)  
Rod Joyce (1990-93)  
Pete McBee (1988)  
Alvin Mumphord (1980-83)  
Dom Fucci (1976-77)  
Dan Cox (1974-75)  
Tommy Fibbe (1964-66)  
Harvey Johnston (1962)  
Jimmy Fibbe (1959-61)  
Kay Slayden (1954-56)  
Bob Smith (1951)  
Dick Webb (1949)  
Frank Williams (1947)  
Marvin Roberts (1946)  
Bob Dunbar (1941)  
J.P. Streetman (1939-40)  
Andrew Curlee (1936-37)

**24**

Nathan Watson (2002-05)  
Dudley Smith (1998)  
Moochie Norris (1995)  
Derrick Dennison (1988-90)  
Donnie Butcher (1983-84)  
Mark Cahill (1981-82)  
Kenny Carter (1980)  
Stan Pietkiewicz (1975-78)  
Gusty Nordgren (1961)  
John Gibralt (1960)  
Ty Samples (1958-59)  
Jim O'Donnell (1953-56)  
Roger Weldon (1951-52)  
Joe Sterling (1947-49)  
Rod Lancaster (1946)  
Earl Tanner (1940-42)  
Theron Karge (1937)



**25**

Adam Luquire (2007-Present)  
Kendell Mack (1998)  
Reid Clark (1995-96)  
Tommy Dyer (1994)  
Mark Hutton (1993)  
Marcus Ford (1990)  
Matt Geiger (1988-89)  
Gary Godfrey (1985-86)  
Terry Martin (1984)  
Bill Sawyer (1981-82)  
Taylor Hart (1980)  
Kirk Powers (1978-79)  
Bob Osberry (1973-74)  
Henry Harris (1970-72)  
Tim Christian (1967-68)  
Gary Lambert (1966)  
Bill Tinker (1961-64)  
Henry Hart (1957-60)  
Jim Diamond (1954-56)  
J.P. Farish Jr. (1951-53)  
Gene Hoelle (1950)  
Emmett McAfee (1949)  
Johnny Adcock (1946)  
Marvin Motley (1941-42)  
Red Childers (1937-38)  
Buddy Crew (1936)

**26**

Bill Dudley (1938)

**27**

Ray Williams (1946-48)  
Billy Ray (1946)  
Frank Hamm (1937)

**28**

Joel Eaves (1935-37)

**29**

Tom Martin (1940-41)  
Cecil Wallace (1937-39)

**30**

Jamaal Arnold (2003)  
Johnathan Lewis (2001)  
Keenan Carpenter (1988-1989)  
Randy Price (1982)  
Mike Mitchell (1975-78)  
Brent Sutton (1972-74)  
Bob Wills (1968-69)  
Joe Millsap (1965-67)  
Lamar Henry (1962-64)  
David Vaughn (1959-61)  
Mack Lee (1953-54)  
John Lockard (1951)  
Ray Gibson (1938-40)  
Rogers (1937)

**31**

Mack McGadney (1999-2002)  
Pat Burke (1993-97)  
Richard Smith (1990-91)  
Vern Strickland (1984-86)  
David Cunningham (1974-75)  
Tim Ash (1970-71)  
Harold Carden (1966)  
Curt O'Daniel (1962-65)  
Mack Kirkland (1961)  
Johnny Cochran (1952-54)  
Leroy Sudduth (1951)  
Malvern Morgan (1937-39)

**32**

Korvotney Barber (2006-Present)  
Rodney Tucker (2003-04)

John Gomillion (1998)  
Ray Donald (1995-96)  
Corey Walker (1989)  
Darren Guest (1985-86)  
Darrell Lockhart (1980-83)  
Gary Redding (1973-76)  
Jim Retseck (1971-72)  
Ron Jackson (1968-70)  
Lee DeFore (1963-66)  
Jim Leonard (1961)  
Jorge Haeussler (1960)  
**Rex Frederick (1957-59)**  
Mack Lee (1955)  
Jim Martin (1952-54)  
Dan Pridgen (1951)  
Shag Hawkins (1941)  
Rex McKissick (1936-38)

**33**

Ronny LeMelle (2003-06)  
Donny Calton (2000-2003)  
Michael Hardin (1992)  
John Walker (1988)  
Carey Holland (1984-85)  
Tim Tipton (1983)  
Frank Poindexter (1980-82)  
Glen Moon (1974-76)  
Dan Kirkland (1971-72)  
Wallace Tinker (1967-69)  
Jimmy Montgomery (1965-66)  
John Salter (1962-63)  
Harvey Johnston (1961)  
Terry Hinote (1960)  
J.B. Bearden (1958)  
Gordon Mummert (1952-53)  
Bill Dawson (1951)  
Bob Dickinson (1938-39)  
John Rouche (1937)

**34**

Kyle Davis (2001-04)  
Mamadou N'diaye (1997-2000)  
Cameron Boozer (1992-93)  
Robert McKie (1989-91)  
Chris Morris (1985-88)  
**Charles Barkley (1982-84)**  
Bob Bond (1974-76)  
Billy Smith (1972)  
Mike Pugh (1971)  
Bobby York (1970)  
David Hurt (1967-69)  
Randy Thomas (1965-66)  
Mack Kirkland (1962-63)  
John Salter (1961)  
Manley Johnson (1958)  
Bob Miller (1953-54)  
Ben Park (1942-42)  
Orville Ginter (1938)

**35**

Ryan Brooks (2007-Present)  
Ryan Daniel (2005)  
Johnathan Lewis (2003-04)  
Jeff Switzer (1992-93)  
Brian Sheppard (1983)  
Pepto Bolden (1974-77)  
Sylvester Davenport (1973)  
Al Leaphart (1970-72)  
Randall Walker (1967-69)  
Rex Etheridge (1967-68)  
Joe Newton (1963-65)  
Leon Posey (1960-62)  
Bill McGriff (1956-58)

Bob Fenn (1952-53)

**40**

Lincoln Glass (2001-02)  
Abe Smith (1999-2000)  
Zane Arnold (1989-91)  
Jeff Moore (1985-88)  
Michael Rutledge (1984)  
Dale Deschamps (1975-76)  
Rich Gortney (1974)  
Jerry Lamberson (1973)  
Tom Bardin (1971)  
Joe Sigur (1969)  
Bill Anderson (1967)  
Freddie Guy (1963-65)  
John Helminger (1960-62)  
Bill Gregory (1956-59)  
Dan Fausett (1953)

**41**

Alvin Jefferson (1996-97)  
Aubrey Wiley (1992-94)  
Benny Anthony (1977-80)  
Emmett Thomas (1974-76)  
Albert Johnson (1972-73)  
Mike Poole (1971)  
Mike Scott (1969)  
Ronnie Quick (1966-67)  
Billy Ingram (1962-63)

**42**

Joey Cameron (2006)  
Adrian Chilliest (1996-99)  
Rich Valavicius (1979-80)  
Cedrick Hordges (1976-77)  
Roger Jorgensen (1974-75)  
Ralph Smith (1971-73)  
Bill Alexander (1968-70)  
Layton Johns (1961-63)  
Thomas Coleman (1956)  
Bob Wright (1953)

**43**

Cameron Boozer (1991)

**44**

Chris Rogers (2005)  
Dwayne Curtis (2004)  
David Hamilton (1999-2000)  
Franklin Williams (1995-98)  
Chris Brandt (1988-92)  
Jeffrey McFadden (1987)  
Ricky Short (1986)  
Earl Hayes (1982-83)  
Earl Banks (1978-81)

**45**

Kyle Derozan (2005)  
Adrian Person (1999)  
Jeremy Beasley (1997-98)  
Chuck Simms (1990-91)  
**Chuck Person (1983-86)**  
Bobby Cattage (1978-81)

**50**

Doc Robinson (1997-2000)  
Dennis Tindle (1976-77)  
Ray Woodward (1974-75)

**51**

Gary Godfrey (1982-83)  
Scott Bell (1980)

**52**

Joe Baldrian (1975)

**53**

Matt Baggett (2002)  
Orenn Fells (2001)

**54**

Willie Jones (1992)  
Brian Baumgartner (1990)  
Howard Spencer (1984-85)  
Jeff Adams (1976-79)  
Mike Roach (1974-75)  
Ernie Magri (1972-73)

**DID YOU KNOW? ...**

The following numbers are currently legal: **00, 0, 1, 2, 3, 4, 5, 10, 11, 12, 13, 14, 15, 20, 21, 22, 23, 24, 25, 30, 31, 32, 33, 34, 35, 40, 41, 42, 43, 44, 45, 50, 51, 52, 53, 54, 55.**


Team rosters can include **0 or 00, but not both. From 1958 to 1999, the numbers 1 and 2 were prohibited.**

# Overtime Record (1906-2007)

Season	Opponent	AU-Opp	Site
1906-07	Columbus YMCA	29- 27	
1920-21	Mercer	36- 31	H
1923-24	Birmingham Ath. Club	32- 36	
1926-27	Georgia Tech	20- 22	A
1930-31	North Carolina State	30- 28	
1939-40	Georgia Tech	39- 38	H
1950-51	Georgia	69- 68	H
	Florida	83- 77	H
1953-54	Howard	70- 63	A
1955-56	Rice	80- 82 (2ot)	A
	Georgia Tech	77- 74	H
1956-57	Alabama	92- 88	N
	Georgia Tech	67- 76	A
	Alabama	79- 81 (2ot)	N
1959-60	Tulane	53- 51	A
	Alabama	63- 61	A
1960-61	Georgia Tech	43- 48	H
	Alabama	66- 71	A
1962-63	Florida State	77- 70 (2ot)	A
	Houston	71- 69	A
	Alabama	81- 78	N
	Georgia	70- 67	H
	Alabama	74- 67	N
1960-61	Georgia Tech	43- 48	H
	Alabama	66- 71	A
1963-64	Miss. State	64- 63	A
	Ole Miss	58- 59	A
1965-66	Columbia	76- 75	A
1966-67	Georgia Tech	76- 78	A
	Mississippi State	55- 59	A
	Alabama	99- 96	A
1967-68	Tennessee	54- 63	H
1968-69	Florida	81- 80	H
1969-70	Mississippi State	71- 69	A
1972-73	Georgia	72- 84	A
	Florida	74- 76	H
1973-74	Kentucky	99- 97	H
1974-75	Georgia	90- 93	A
1975-76	SMU	85- 87	A
	Kentucky	91- 84	H
	Tennessee	73- 72	H
1976-77	Vanderbilt	76- 71	A
1977-78	LSU	95-101	H
	Mississippi State	82- 83	A
1978-79	Kentucky	83- 86	H
	Florida	93- 92	A
	Ole Miss	56- 54 (2ot)	H
	Georgia	95- 91 (4ot)	N
1979-80	Arkansas State	62- 69	N
	Alabama	46- 50	H
	Georgia	69- 65	A
1980-81	Air Force	46- 48	N
	Florida	48- 50	N
1981-82	Kentucky	83- 81	H
	Mississippi State	38- 36	N
1983-84	UAB	62- 69	A
1984-85	Kentucky	47- 49	H
	Florida	81- 78	A
	Alabama	72- 74 (2ot)	A
	Alabama	53- 49	N
1985-86	Southwestern Louisiana	64- 66	A
	Georgia	87- 86	A
1986-87	Georgia	62- 58	H
1987-88	Illinois	103-107	A
1990-91	Georgia	59- 58 (2ot)	A
	Florida	84- 87	H
1993-94	Georgia	80- 83	H
	Mississippi State	86- 91	H
	Ole Miss	85- 88 (2ot)	A

Season	Opponent	AU-Opp	Site
1995-96	Mississippi State	75- 78	H
	Tulane (NIT)	73- 87	H1996-97
	Colorado	72- 78	N
	Hawaii-Hilo	98- 92	A
1997-98	Mississippi State	68- 66	H
	Marquette (NIT)	60- 75	A
1999-2000	Ole Miss	77- 79	A
	South Carolina	77- 72	N
2000-01	Toledo (2ot)	90- 95	N
	Oregon	101-97	N
	Tennessee (2ot)	88- 96	H
	Georgia	80- 85	A
	Alabama	72- 69	H
2002-03	Saint Joseph's (NCAA Tour.)	65- 63	N
2003-04	South Carolina	51- 53	H
2004-05	Colorado State	79- 76	H
	UNLV	87- 91	H
	Florida	78- 84	H
2006-07	Nicholls State	92- 87	H

Won 44, Lost 42 (.512) (Bold - Games won by Auburn)



Bobby Cattage, who is hugged by head coach Sonny Smith, scored 21 points to lead Auburn to a 95-91 quadruple overtime victory over Georgia in the 1979 SEC Tournament. It still ranks as the longest SEC Tournament game in history.



# AUBURN HOOP HISTORY

## Tigers on Television

Season/Opponent	AU-Opp
1949-50	
at Georgia Tech (WSB)	49-65
<b>1959-60</b>	
<b>Kentucky</b>	<b>61-60</b>
1963-64	
<b>Vanderbilt (#5)</b>	<b>81-63</b>
1964-65	
at Vanderbilt	77-105
1965-66	
at LSU	74-66
Kentucky (#1)	64-77
1966-67	
<b>Vanderbilt (#9)</b>	<b>64-51</b>
at Kentucky	58-60
1967-68	
<b>Kentucky (#9)</b>	<b>74-73</b>
1968-69	
<b>Tennessee</b>	<b>71-60</b>
1969-70	
<b>Tennessee</b>	<b>77-64</b>
1970-71	
<b>Florida</b>	<b>85-70</b>
at Alabama	92-76
1971-72	
Alabama	78-79
at Tennessee	70-80
1972-73	
LSU	60-79
1973-74	
LSU	76-87
1974-75	
at LSU	87-78
<b>Florida</b>	<b>76-75</b>
<b>Alabama (#7)</b>	<b>76-70</b>
1975-76	
at LSU	102-86
at Florida	92-86
<b>Georgia</b>	<b>88-79</b>
1976-77	
at LSU	73-77
<b>Tennessee</b>	<b>83-93</b>
1977-78	
at Tennessee	76-80
Alabama	74-81
<b>Mississippi State</b>	<b>85-74</b>
1978-79	
Alabama (#18)	76-83
Mississippi State	72-74
vs. <b>Vanderbilt*</b>	<b>59-53</b>
vs. <b>Georgia*</b>	<b>95-91 (4ot)</b>
vs. <b>Tennessee* (#20)</b>	<b>65-74</b>
1979-80	
at Kentucky	65-67
at Ole Miss (NBC)	54-71
Vanderbilt	73-77
vs. <b>Georgia*</b>	<b>79-77</b>
vs. <b>Kentucky*</b>	<b>61-69</b>
1980-81	
LSU (#5)	64-74
Florida (NBC)	50-55
vs. <b>Florida*</b>	<b>48-50 (ot)</b>
1981-82	
<b>Florida</b>	<b>80-60</b>
Mississippi State (NBC)	62-49
<b>Kentucky (#9)</b>	<b>83-81 (ot)</b>
vs. <b>Mississippi State*</b>	<b>38-36 (ot)</b>
vs. <b>Kentucky* (#15)</b>	<b>66-89</b>
1982-83	
at UAB (Ind.)	63-61

Season/Opponent	AU-Opp
at Florida	75-92
at Vanderbilt	62-64
<b>Georgia</b>	<b>66-64</b>
at Tennessee (ESPN)	74-82
LSU (NBC)	61-87
<b>Ole Miss (ESPN)</b>	<b>82-59</b>
vs. <b>Alabama*</b>	<b>61-62</b>
1983-84	
at UAB (ESPN)	62-69 (ot)
vs. Wake Forest (#10) (ESPN)	67-76
<b>Florida</b>	<b>82-66</b>
<b>Kentucky (#2) (WTBS)</b>	<b>82-63</b>
at Georgia	86-90
<b>LSU (#10) (WTBS)</b>	<b>80-78</b>
<b>Ole Miss (USA)</b>	<b>60-50</b>
at Florida	67-65
at Kentucky (#6)	64-84
at <b>Vanderbilt (ESPN)</b>	<b>73-67</b>
at LSU (CBS)	80-81
<b>Mississippi State (WTBS)</b>	<b>68-53</b>
<b>Alabama</b>	<b>83-70</b>
vs. <b>Vanderbilt*</b>	<b>59-58</b>
vs. <b>Tennessee*</b>	<b>60-58</b>
vs. <b>Kentucky* (#3)</b>	<b>49-51</b>
vs. <b>Richmond+ (ESPN)</b>	<b>71-72</b>
1984-85	
vs. <b>UAB (ESPN)</b>	<b>61-59</b>
vs. <b>VCU (Ind.)</b>	<b>59-78</b>
at Kentucky (WTBS)	61-68
<b>Ole Miss (USA)</b>	<b>93-73</b>
Kentucky (NBC)	47-49 (ot)
Georgia (USA)	84-86
vs. <b>Ole Miss*</b>	<b>68-60</b>
vs. <b>LSU*</b>	<b>58-55</b>
vs. <b>Florida*</b>	<b>43-42</b>
vs. <b>Alabama* (NBC)</b>	<b>53-49 (ot)</b>
vs. <b>Purdue+ (ESPN)</b>	<b>59-58</b>
vs. <b>Kansas+ (#13) (CBS)</b>	<b>66-64</b>
vs. <b>North Carolina+ (#7) (CBS)</b>	<b>56-62</b>

Season/Opponent	AU-Opp
1985-86	
vs. West Virginia (Ind.)	58-75
at UAB (#16) (ESPN)	56-62
at <b>Mississippi State</b>	<b>72-56</b>
at Alabama (USA)	56-60
<b>Florida (USA)</b>	<b>67-65</b>
at Tennessee	79-80
<b>Alabama (#18) (ESPN)</b>	<b>71-69</b>
at <b>Georgia (ESPN)</b>	<b>87-86 (ot)</b>
vs. <b>Mississippi State*</b>	<b>63-65</b>
vs. <b>Arizona+ (CBS)</b>	<b>73-63</b>
vs. <b>St. John's+ (#4) (CBS)</b>	<b>81-65</b>
<b>UNLV+ (#11) (CBS)</b>	<b>70-63</b>
<b>Louisville+ (#7) (CBS)</b>	<b>76-84</b>
1986-87	
at <b>Mississippi State</b>	<b>66-52</b>
at Alabama (#13) (USA)	82-88
<b>Ole Miss</b>	<b>85-61</b>
at LSU	73-75
UNLV (#3) (ABC)	85-104
at Kentucky	71-75
<b>Mississippi State (USA)</b>	<b>59-45</b>
Alabama (#12)	75-77
<b>LSU</b>	<b>100-62</b>
vs. <b>Kentucky*</b>	<b>79-72</b>
vs. <b>Alabama* (#9)</b>	<b>68-87</b>
vs. <b>San Diego+ (CBS)</b>	<b>62-61</b>
<b>Indiana+ (#3) (CBS)</b>	<b>90-107</b>
1987-88	
vs. <b>Villanova (USA)</b>	<b>65-64</b>
<b>Florida</b>	<b>72-67</b>
at <b>Kentucky (#1) (ESPN)</b>	<b>53-52</b>
<b>Mississippi State</b>	<b>65-57</b>
LSU	69-78
at <b>Florida (#10) (ESPN)</b>	<b>58-57</b>
<b>Georgia</b>	<b>64-57</b>
at Alabama	77-82
vs. <b>Georgia*</b>	<b>60-65</b>
vs. <b>Bradley+ (#11) (ESPN)</b>	<b>90-86</b>

Season/Opponent	AU-Opp
vs. <b>Oklahoma+ (#8) (CBS)</b>	<b>87-107</b>
1988-89	
at Vanderbilt (ESPN)	77-93
at Mississippi State	56-69
Georgia (ESPN)	62-75
at Tennessee	72-89
at Alabama (ESPN)	58-74
at Georgia	76-80
vs. <b>Ole Miss*</b>	<b>68-80</b>
1989-90	
at Ole Miss	72-80
<b>Tennessee</b>	<b>89-83</b>
at LSU (#11)	71-82
at <b>Vanderbilt (ESPN)</b>	<b>87-74</b>
vs. <b>LSU* (#11)</b>	<b>78-76</b>
vs. <b>Alabama*</b>	<b>71-87</b>
1990-91	
Alabama (ESPN)	56-68
at <b>Ole Miss</b>	<b>62-60</b>
Vanderbilt	59-80
Kentucky (#10) (ESPN)	81-89
<b>Tennessee (ESPN)</b>	<b>74-65</b>
Georgia	77-86
vs. <b>LSU* (#16)</b>	<b>92-77</b>
vs. <b>Alabama* (#24)</b>	<b>59-77</b>
1991-92	
at UNLV (SportsChannel)	82-85
at <b>Ole Miss</b>	<b>96-83</b>
at Vanderbilt (ESPN)	83-89
Kentucky (#19)	67-85
<b>Arkansas (#9)</b>	<b>74-82</b>
1992-93	
Florida	73-76
at <b>South Carolina (ESPN)</b>	<b>83-81</b>
<b>Tennessee</b>	<b>88-75</b>
Vanderbilt (#15)	70-73
at Kentucky (#2) (SportSouth)	78-80
<b>Arkansas (#13)</b>	<b>81-80</b>
vs. <b>Tennessee*</b>	<b>76-78</b>



Head coach Joel Eaves is interviewed on television following Auburn's stunning 61-60 victory over Kentucky and Adolph Rupp Feb. 20, 1960, en route to the SEC Championship.



Administration Tiger Tracks Tiger Records 2006-07 Review 2007-08 Opponents Coaching Staff 2007-08 Tigers 2007-08 Outlook

Season/Opponent	AU-Opp
1993-94	
at LSU	72-83
Mississippi State	86-91 (ot)
at Ole Miss	85-88 (2ot)
Alabama (ESPN)	69-74
Kentucky (#7) (ABC)	74-91
at Miss. State (SportSouth)	<b>76-65</b>
vs. Vanderbilt*	<b>81-56</b>
vs. Alabama*	55-83
1994-95	
at UAB (WBMG-TV)	<b>60-54</b>
at Kentucky (#6)	64-98
Ole Miss (ESPN)	<b>88-74</b>
LSU	73-76
Arkansas (#4) (ABC)	<b>104-90</b>
Florida (#23) (SportsCh.)	<b>77-71</b>
at Alabama (#20)	63-65
at Miss. State (#21)(SS)	<b>70-69</b>
vs. South Carolina*	<b>81-66</b>
vs. Kentucky (#3)*	81- 93
1995-96	
vs. Louisville(#13)(WDRB-TV)	<b>82-78</b>
Arkansas	<b>101-76</b>
LSU	<b>95-87</b>
at Vanderbilt	62-76
at Florida (SportsSouth)	<b>73-70</b>
at Arkansas	77-87
Kentucky (#1) (ESPN)	73-88
at Mississippi State	51-67
vs. Vanderbilt*	<b>68-65</b>
vs. Mississippi State* (#25)	58-69
1996-97	
at UAB (WBMG-TV)	57-64
vs. Murray State (FSS)	<b>86-72</b>
Arkansas	55-56
Florida	<b>79-65</b>
Kentucky (#4)	53-77
at Georgia (CBS)	48-53
Alabama (ESPN)	<b>72-62</b>
at Arkansas (ESPN)	42-75
Vanderbilt (FSS)	61-75
at Alabama (FSS)	50-55
Ole Miss	63-71
vs. Tennessee*	<b>67-54</b>
vs. Kentucky* (#6)	50-92
1997-98	
vs. Temple (#24) (FSS)	42-68
Alabama	<b>94-40</b>
South Carolina (#14)	56-61
Ole Miss (#12) (FSS)	<b>68-67</b>
Mississippi State	<b>68-66</b> (ot)
at Florida (Sunshine)	64-81
at Arkansas (#18)	83-107
Kentucky (#7)	58-83
vs. Florida*	64-68
1998-99	
at Hawaii (KFVE-TV)	<b>84-57</b>
at Florida State (FSS)	<b>80-68</b>
Wofford (CSS)	<b>79-51</b>
at Navy (FoxNet)	<b>88-70</b>
Bethune-Cookman (CSS)	<b>99-46</b>
Tennessee (CSS)	<b>90-62</b>
Arkansas (#18)	<b>83-66</b>
Florida (CBS)	<b>88-69</b>
at Kentucky (#7)	62-72
at Alabama (CSS)	<b>73-58</b>
Mississippi State (CSS)	<b>64-54</b>
at Georgia	<b>85-74</b>
LSU (FSS)	<b>80-54</b>
Ole Miss (ESPN)	<b>95-66</b>
Alabama (CSS)	<b>102-61</b>
at Arkansas	88-104
vs. Alabama*	<b>93-61</b>
vs. Kentucky* (#14)	57-69
vs. Winthrop+ (CBS)	<b>80-41</b>
vs. Oklahoma State+ (CBS)	<b>81-74</b>
vs. Ohio St.+ (#14) (CBS)	64-72
1999-00	
UAB (FSS)	<b>65-59</b>
Arkansas-Pine Bluff(CSS)	<b>100-44</b>
vs. Stanford (#7) (KCal9)	58-67

Season/Opponent	AU-Opp
Florida State (FSS)	<b>55-54</b>
vs. Pennsylvania (ESPN)	<b>77-70</b>
Coppin State (CSS)	<b>63-35</b>
vs. Bradley (Comcast)	<b>78-64</b>
Southern Miss (CSS)	<b>56-50</b>
Georgia	<b>67-52</b>
Kentucky (#20) (ESPN)	<b>66-63</b>
at Mississippi State	<b>51-45</b>
South Carolina (CSS)	<b>65-61</b>
at Ole Miss	77-79 (ot)
at Tennessee (#11) (ESPN)	76-105
Mississippi State	<b>73-57</b>
Alabama (CSS)	<b>77-63</b>
Arkansas	<b>73-55</b>
Ole Miss (FSS)	<b>75-72</b>
at Alabama (ESPN)	64-68
at Florida (#9) (CBS)	59-88
LSU (#12)	53-55
at Arkansas (CBS)	55-64
vs. Florida* (#10)	<b>77-70</b>
vs. South Carolina*	<b>77-72</b> (ot)
vs. Arkansas* (CBS)	67-75
vs. Creighton+ (CBS)	<b>72-69</b>
vs. Iowa State+ (#6) (CBS)	60-79
2000-01	
Jacksonville State (CSS)	<b>91-51</b>
Mercer (CSS)	88-92
South Alabama (CSS)	66-68
UL-Lafayette(CSS)	<b>93-86</b>
Grambling (CSS)	<b>104-60</b>
vs. Detroit (Comcast)	<b>75-72</b>
vs. Oregon (ESPN2)	<b>101-97</b> (ot)
Georgia Southern (FSS)	<b>93-79</b>
Southern Miss (FSS)	<b>73-69</b>
LSU	<b>85-69</b>
Florida (#14) (CSS)	63-65
Arkansas	<b>71-63</b>
at Mississippi State (FSS)	74-85
Alabama (#14) (CSS)	<b>72-69</b> (ot)
at Kentucky (#15)	78-90
vs. Tennessee* (#24)	66-73
at Purdue@ (ESPN)	61-79
2001-02	
vs. Virginia (#7) (Comcast)	72-77
vs. Marshall (Comcast)	<b>78-60</b>
South Alabama (FSS)	<b>73-58</b>
Arkansas (FSS)	77-83
Alabama (#14) (FSS)	<b>59-56</b>
Kentucky (#8) (ESPN)	62-69
at Tennessee	59-82
Mississippi State	64-72
at Arkansas	60-62
at Florida (#8)	61-89
vs. Florida* (#11)	63-81
2002-03	
Georgia State (Comcast)	<b>100-71</b>
S.C. State (Comcast)	<b>85-65</b>
Rutgers (FSS)	<b>82-70</b>
Alabama (#9)	<b>77-68</b>
at Kentucky (#8) (FSS)	51-67
at Georgia (#19)	79-85
at Alabama (PPV)	68-84
at Ole Miss (FSS)	<b>80-75</b>
Florida (#4)	70-73
at Mississippi State (#21)	45-67

Season/Opponent	AU-Opp
vs. Tennessee*	<b>66-53</b>
vs. Kentucky* (#2)	58-78
vs. St. Joseph's+ (CBS)	<b>65-63</b>
vs. Wake Forest+ (#8) (CBS)	<b>68-62</b>
vs. Syracuse+ (#12) (CBS)	78-79
2003-04	
Western Kentucky (FSS)	<b>86-64</b>
Colorado State (FSS)	<b>84-54</b>
Air Force (Comcast)	<b>68-49</b>
at UNLV (ESPN)	69-82
at Vanderbilt	53-59
South Carolina	51-53 (ot)
at Alabama (FSS)	46-69
at Florida (#17) (CBS)	52-68
at Arkansas	52-74
at Ole Miss (FSS)	68-72
Kentucky (#9)	59-68
Alabama (ESPN)	71-72
at Tennessee (FSS)	69-75
at LSU (Comcast)	<b>78-66</b>
vs. Georgia*	59-73
2004-05	
vs. Virginia (#24) (FSN)	87-89
Wofford (CSS)	78-85
at Coll. of Charleston (FSN)	<b>76-61</b>
UNLV (ot) (FSN)	87-91
Belmont (CSS)	<b>73-69</b>
Florida (ot) (Sunshine)	78-84
Ole Miss (FSN)	72-79
at Arkansas	59-95
Tennessee (FSN)	<b>62-59</b>
at Kentucky (#5)	73-81
LSU	64-77
Arkansas	<b>77-64</b>
vs. Vanderbilt*	<b>77-73</b>
vs. LSU*	58-89
2005-06	
Gardner-Webb (CSS)	<b>70-43</b>
SE Louisiana (CSS)	<b>66-51</b>
Temple (CSS)	<b>73-42</b>
Winthrop (FSN)	<b>64-62</b>
at Vanderbilt	50-74
Alabama	52-56
at Florida (#2) (FSN)	57-69
Kentucky (ESPN)	62-71
Georgia	<b>66-65</b>
at Mississippi State (FSN)	53-71
at Arkansas (FSN)	64-84
LSU (#25) (FSN)	61-65
at Ole Miss (FSN)	<b>58-54</b>
vs. Vanderbilt*	71-76

Season/Opponent	AU-Opp
2006-07	
vs. Oklahoma State (CSTV)	65-66
Pittsburgh (#2) (CSS)	66-74
South Alabama (CSS)	<b>82-71</b>
Texas A&M (#13) (CSS)	58-87
at Southern Miss (CSS)	54-56
Vanderbilt (FSN)	<b>68-65</b>
at Kentucky	57-84
at LSU (#13)	63-65
Tennessee (#22)	<b>83-80</b>
Alabama (#12) (ESPN)	<b>81-57</b>
Florida (#1) (FSN)	66-91
at Arkansas	57-65
at Alabama (#25) (FSN)	<b>86-77</b>
at Ole Miss	79-83
vs. Georgia*	65-80

\*SEC Tournament  
 +NCAA Tournament  
 @National Invitation Tournament  
 (National Rankings in parenthesis)  
**(Bold -- Games won by Auburn)**

#### Television Summary

Total TV Appearances: 355 (177-178, .499)  
 Conference Syndication: 176 (74-102, .420)  
 ESPN: 39 (17-22, .436)  
 ESPN2: 1 (1-0, 1.000)  
 CBS: 24 (11-13, .458)  
 FSN South: 42 (25-17, .595)  
 USA: 8 (5-3, .625)  
 Independent: 12 (7-5, .583)  
 NBC: 6 (2-4, .333)  
 College Sports Southeast: 18 (18-0, 1.000)  
 Comcast: 17 (12-5, .706)  
 CSTV: 1 (0-1, .000)  
 WTBS: 4 (3-1, .750)  
 ABC: 3 (1-2, .333)  
 SportsChannel: 2 (1-1, .500)  
 Sunshine Network: 2 (0-2, .000)

Home Games on TV: 154 (95-59, .617)  
 Away Games on TV: 113 (32-81, .283)  
 Neutral Games on TV: 86 (43-43, .500)



Auburn fans storm the court for the first time in Beard-Eaves-Memorial Coliseum history as Wesley Person hit a three-point basket out of the left corner with :02 left to give the Tigers an 81-80 victory over the 13th-ranked Arkansas. Auburn had trailed by 16 points with 7:57 remaining in the game.

# SEC BASKETBALL CHAMPIONS 1960



1960 SEC CHAMPIONS


(L-R Sitting): Head Coach Joel Eaves, Manager Jerry Hart, Bayward McManus, Ray Groover, George Cochran, Jimmy DeVenney, Manager Bob Mays, Asst. Coach Bill Lynn. (L-R Standing): Bill Ross, Terry Hinote, David Vaughn, John Helmlinger, Leon Posey, Jorge Haeussler, Jimmy Fibbe, Porter Gilbert, Captain Henry Hart.



1985 SEC TOURNAMENT CHAMPIONS


(L-R Sitting): Terrance Howard, Rodney Tucker, Gerald White, Johnny Lynn, Frank Ford, Gary Godfrey, Vern Strickland; (Middle Row): Rick Stukes (G.A.), Mack McCarthy (Asst. Coach), Sonny Smith (Head Coach), Lawrence Johnson (Asst. Coach), Tevester Anderson (Asst. Coach); (Back Row): Darren Guest, Carey Holland, Chris Morris, Jeff Moore, Chuck Person, Howard Spencer.

# AUBURN HOOP HISTORY



**1999 SEC CHAMPIONS**

Sitting: (l to r): Corey Watkins, Jay Heard, Doc Robinson, Bryant Smith, Reggie Sharp, Scott Pohlman, Charlton Barker. Standing: Abe Smith, Chris Porter, Mack McGadney, Mamadou N'diaye, David Hamilton, Adrian Person, Daymeon Fishback, Adrian Chillist.





## Southeastern Conference



### SEC Regular Season and Tournament Champions

#### Regular Season Champion (SEC Record, Overall)

1933	Kentucky (8-0, 20-3)
1934	Alabama (13-2, 16-2)
1935	LSU (12-0, 14-1)
	Kentucky (11-0, 19-2)
1936	Tennessee (8-4, 15-6)
1937	Kentucky (5-3, 17-5)
1938	Georgia Tech (9-2, 18-2)
1939	Kentucky (5-2, 16-4)
1940	Kentucky (4-4, 15-6)
1941	Tennessee (8-3, 17-5)
1942	Kentucky (6-2, 19-6)
1943	Tennessee (6-3, 14-4)
1944	Kentucky (0-0, 19-2)
1945	Kentucky (4-1, 22-4)
1946	Kentucky (6-0, 28-2)
1947	Kentucky (11-0, 34-3)
1948	Kentucky (9-0, 36-3)
1949	Kentucky (13-0, 32-2)
1950	Kentucky (11-2, 25-5)
1951	Kentucky (14-0, 32-2)
1952	Kentucky (14-0, 29-3)
1953	LSU (13-0, 25-2)
1954	Kentucky (14-0, 25-0)
	LSU (14-0, 21-5)
1955	Kentucky (12-2, 23-3)
1956	Alabama (14-0, 21-3)
1957	Kentucky (12-2, 23-5)
1958	Kentucky (12-2, 23-6)
1959	Mississippi State (13-1, 24-1)
<b>1960</b>	<b>Auburn (12-2, 19-3)</b>
1961	Mississippi State (11-3, 19-6)
1962	Mississippi State (13-1, 24-1)
	Kentucky (13-1, 23-3)
1963	Mississippi State (12-2, 22-6)
1964	Kentucky (11-3, 21-6)
1965	Vanderbilt (15-1, 24-4)
1966	Kentucky (15-1, 32-2)
1967	Tennessee (15-3, 21-7)
1968	Kentucky (15-3, 22-5)
1969	Kentucky (16-2, 23-5)
1970	Kentucky (17-1, 26-2)
1971	Kentucky (16-2, 22-4)

#### Tournament Champion


Kentucky
Alabama
Tennessee
Kentucky
Georgia Tech
Kentucky
Kentucky
Tennessee
Kentucky
Tennessee
Kentucky
Kentucky
Kentucky
Kentucky
Kentucky
Kentucky
Kentucky
Kentucky
Vanderbilt
Kentucky

#### Regular Season Champion (SEC Record, Overall)

1972	Kentucky (14-4, 21-7)
	Tennessee (14-4, 19-6)
1973	Kentucky (14-4, 20-8)
1974	Vanderbilt (15-3, 23-3)
	Alabama (15-3, 22-4)
1975	Kentucky (15-3, 26-5)
	Alabama (15-3, 22-5)
1976	Alabama (15-3, 23-5)
1977	Tennessee (16-2, 22-6)
	Kentucky (16-2, 26-4)
1978	Kentucky (16-2, 30-2)
1979	LSU (14-4, 23-6)
1980	Kentucky (15-3, 29-6)
1981	LSU (17-1, 31-5)
1982	Kentucky (13-5, 22-8)
1983	Kentucky (13-5, 23-8)
1984	Kentucky (14-4, 29-5)
1985	LSU (13-5, 19-10)
1986	Kentucky (17-1, 32-4)
1987	Alabama (16-2, 28-5)
1988	Kentucky (13-5, 27-6)
1989	Florida (13-5, 21-13)
1990	Georgia (13-5, 20-9)
1991	LSU (13-5, 20-10), Miss. State (13-5, 20-9)
1992	Arkansas (13-3, 26-8)
1993	Vanderbilt (14-2, 28-6)
1994	Arkansas (14-2, 31-3)
1995	Kentucky (14-2, 28-5)
1996	Kentucky (16-0, 34-2)
1997	South Carolina (15-1, 24-8)
1998	Kentucky (14-2, 35-4)
<b>1999</b>	<b>Auburn (14-2, 29-4)</b>
2000	Florida (12-4, 29-8), Kentucky (12-4, 23-10)
	LSU (12-4, 28-6), Tennessee (12-4, 26-7)
2001	Kentucky (24-10, 12-4), Florida (24-7, 12-4)
2002	Alabama (12-4, 27-8)
2003	Kentucky (16-0, 32-4)
2004	Mississippi State (14-2, 26-4)
2005	Kentucky (14-2, 28-6)
2006	LSU (14-2, 27-9)
2007	Florida (13-3, 35-5)

#### Tournament Champion

Tennessee
LSU
Ole Miss
Alabama
Georgia
Kentucky
<b>Auburn</b>
Kentucky
Alabama
Vacated
Alabama
Alabama
Alabama
Kentucky
Kentucky
Kentucky
Kentucky
Mississippi State
Kentucky
Kentucky
Kentucky
Arkansas
Kentucky
Mississippi State
Kentucky
Kentucky
Florida
Florida
Florida



Coach Sonny Smith (left) and Chuck Person (right) cut down the nets following Auburn's 53-49 win over Alabama in the 1985 SEC Tournament championship game in Birmingham, Ala. Auburn, which finished tied for seventh in the regular-season standings at 8-10, won four-straight games to capture the title. Person was named tournament MVP after scoring a game-high 16 points against Alabama.

Administration Tiger Tracks AU Hoop History Tiger Records 2006-07 Review 2007-08 Opponents Coaching Staff 2007-08 Tigers 2007-08 Outlook



# 2008 SEC Tournament

The 2008 Southeastern Conference Basketball Tournament will be held in a familiar setting in Atlanta's Georgia Dome. The Georgia Dome, a world-class facility with basketball seating configuration of 26,000, serves as the site of 12-team tournament for the eighth time in 11 years and the ninth overall.

The SEC Tournament has been held at the Georgia Dome in 1995, 1998, 1999, 2000, 2002, 2004, 2005 and 2007 as well as the NCAA Tournament Final Four in 2002 and 2007.

The 2008 event will mark the 12th time Atlanta has played host to the SEC Basketball Tournament (1933, 1934, 1987, 1995, 1998, 1999, 2000, 2002, 2004, 2005, 2007).

The winner of the 11-game tournament will receive the SEC's automatic bid to the NCAA Tournament. The tournament seeds, conference championship and division titles will be determined by the 16-game conference schedule during the regular season. Teams will be seeded by their divisional finish and features Eastern Division-Western Division matchups in every game should the higher seed win each contest.

Atlanta served as host of the inaugural SEC Tournament played following the 1932-33 season and did so again after the 1933-34 season. The event was held every year through 1952, with the exception of

1935. After a 26-year layoff (1953-78), the tournament was renewed in 1979.

The 2008 tournament will be the 49th in league history and the 30th since the renewal.

The SEC has shown extraordinary balance in the tournament, evidenced by the fact that a different school won the first seven titles after the renewal. The event has helped set the stage for SEC teams in the NCAA Tournament, as 22 of the last 28 tournament champions have advanced to at least the Sweet 16 with the last five of 12 advancing to the Final Four, including 2006 and 2007 NCAA Champion Florida. Since the renewal in 1979, the SEC Tournament Champion has only failed to win at least one NCAA Tournament game three times.

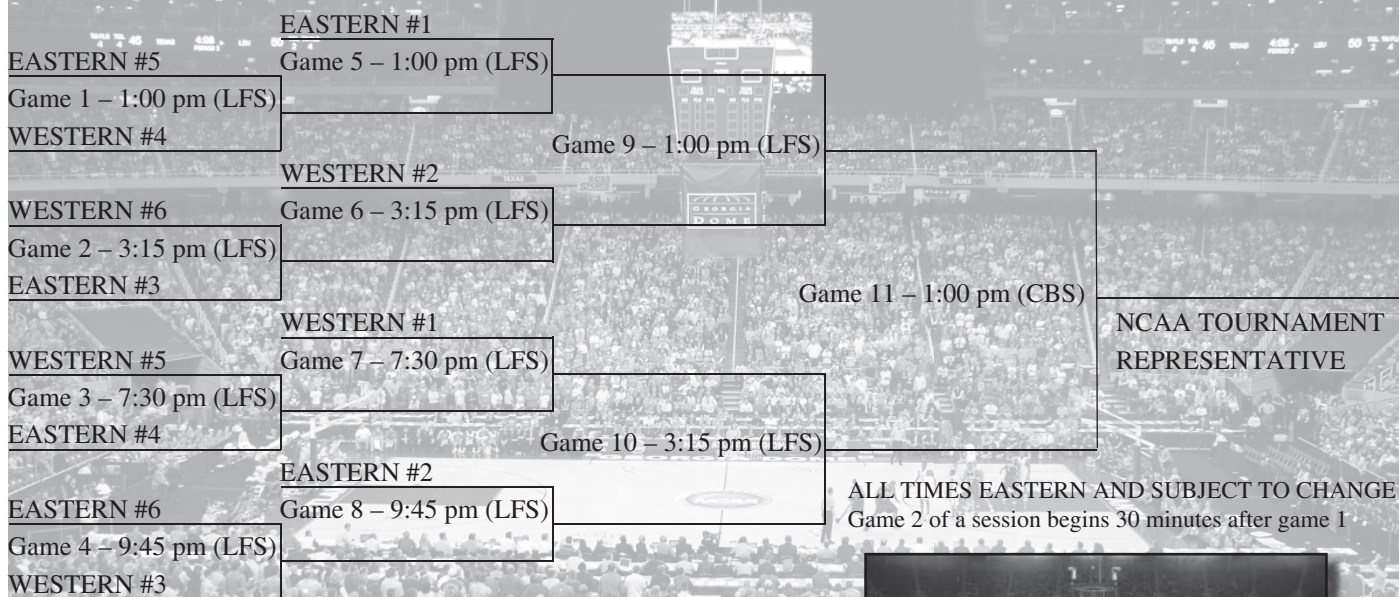
Kentucky leads the SEC with 25 conference tournament titles. Alabama is second with six crowns, Tennessee ranks third with four championship trophies, Florida three and Mississippi State two. Auburn, Arkansas, Georgia, LSU, Ole Miss, Vanderbilt and former league member Georgia Tech have each won one SEC Tournament championship.

Future SEC Tournament sites include the St. Pete Times Forum in Tampa in 2009, Nashville's Gaylord Entertainment Center in 2010, the Georgia Dome in 2011 and the New Orleans Arena in 2012.

## 2008 SEC Basketball Tournament Schedule

*Georgia Dome • Atlanta, Ga.*

Thursday, March 13    Friday, March 14    Saturday, March 15    Sunday, March 16





## TIGER TRACKS

# All-Time SEC Standings

### All-Time SEC Standings (Conference Games Only, 1933-2007)

Team	Yrs.	Won	Lost	Pct.	Championships
Kentucky	74	841	231	.785	43
Alabama	74	691	510	.575	7
Arkansas	16	140	112	.556	2
Tennessee	74	620	490	.559	8
Vanderbilt	75	591	545	.520	3
LSU	75	591	563	.512	9
Florida	74	509	578	.468	4
<b>Auburn</b>	<b>74</b>	<b>532</b>	<b>614</b>	<b>.464</b>	<b>2</b>
Mississippi State	74	504	664	.432	6
Georgia	75	463	669	.409	1
South Carolina	16	101	155	.395	1
Ole Miss	74	417	730	.364	0
<b>Former Members</b>					
Georgia Tech	32	201	207	.493	1
Tulane	34	195	252	.436	0
Sewanee	8	3	76	.038	0

Note: Sewanee withdrew from the conference after the 1940 season, Georgia Tech after 1964 and Tulane after 1966. During World War II, six schools suspended formal basketball for the 1943-44 season—Alabama, Auburn, Florida, Ole Miss, Miss. State and Tennessee. Kentucky did not compete during the 1953 season due to NCAA suspension.

### Composite SEC Tournament Standings (48 Years)

Team	Years	Titles	Won	Lost	Pct.
Kentucky	46	25	110	20	.846
Alabama	48	6	55	41	.573
Tennessee	47	4	54	43	.557
Arkansas	16	1	18	15	.545
South Carolina	16	0	15	16	.484
LSU	48	1	42	47	.472
Florida	42	2	31	39	.443
Georgia	47	1	33	46	.418
Vanderbilt	46	1	28	45	.384
<b>Auburn</b>	<b>45</b>	<b>1</b>	<b>26</b>	<b>44</b>	<b>.371</b>
Ole Miss	45	1	23	44	.343
Mississippi State	47	2	20	45	.308
<b>Former Members</b>					
Georgia Tech		1	14	18	.437
Tulane		0	12	16	.429
Sewanee		0	0	2	.000

### All-Time Overall Records

Team	Yrs.	Won	Lost	Tied	Pct.
Kentucky#	103	1948	608	1	.762
Arkansas	84	1452	794	0	.646
Alabama#	94	1447	868	1	.625
Tennessee	98	1391	903	2	.606
Vanderbilt	104	1378	996	0	.580
LSU	99	1346	1010	0	.571
Mississippi State	95	1202	1020	0	.541
Florida#	88	1140	977	0	.538
<b>Auburn</b>	<b>101</b>	<b>1165</b>	<b>1014</b>	<b>1</b>	<b>.535</b>
South Carolina	99	1223	1068	1	.534
Georgia#	102	1219	1120	0	.521
Ole Miss	97	1067	1154	0	.480

# On-the-court records: UK 1928-596-1; ALA 1431-856-1; UG 1205-1106; UF 1108-973 before NCAA participation was vacated.



Joel Eaves guided Auburn to its first SEC regular-season championship in 1959-60. The Tigers went 12-2 in league play and finished 19-3 overall.



John Caylor (22), Chris Brandt (44) and Derrick Dennison celebrate following Auburn's 78-76 upset win over 16th-ranked LSU in the 1990 SEC Tournament in Orlando, Fla.

# All-Americans

**1931-32**

Jack Stewart—College Humor Magazine (second team)

**1958-59**

Rex Frederick—Helms Athletic Foundation (second team)

**1959-60**

Henry Hart—Helms Athletic Foundation (second team)

**1965-66**

Lee DeFore—Helms Athletic Foundation (36-man roster)

**1969-70**

John Mengelt—Helms Athletic Foundation (36-man roster)

**1970-71**

John Mengelt—Helms Athletic Foundation (36-man roster)

**1977-78**

Mike Mitchell—Converse Yearbook (second team)

**1983-84**

Charles Barkley—*Basketball Times* (second team)  
NABC (third team)

**1984-85**

Chuck Person—*The Sporting News* (second team)  
McGregor (third team)

**1985-86**

Chuck Person—*Basketball Weekly* (second team)  
NABC (third team)

**1993-94**

Wesley Person—Associated Press (honorable mention)  
United States Basketball Writers Association  
(honorable mention)

**1998-99**

Chris Porter—John Wooden Award (first-team)  
*Basketball Times* (first-team)  
*College Hoops Insider* (first-team)  
Associated Press (second-team)  
United States Basketball Writers Association  
(second-team)

Doc Robinson—*College Hoops Insider* (first-team)  
Associated Press (honorable mention)

Key to Abbreviation:  
NABC—National Association of Basketball Coaches



**CHARLES BARKLEY**



**LEE DeFORE**



**REX FREDERICK**




Administration Tiger Tracks AU Hoop History Tiger Records 2006-07 Review 2007-08 Opponents Coaching Staff 2007-08 Tigers 2007-08 Outlook


# All-Americans




**HENRY HART**




**JOHN MENGELT**




**MIKE MITCHELL**




**CHUCK PERSON**




**WESLEY PERSON**



**CHRIS PORTER**



**DOC ROBINSON**



**JACK STEWART**




# All-SEC

Year	Player	AP	+UPI	*Coaches
1950	Don Lanford, G	2		
	Bill Lynn, F	3		
1951	Don Lanford, G	3		
1954	Bob Miller, F	3		
1955	Bill Kirkpatrick, G	2	1	
1956	Jim O'Donnell, G	3		
1957	Rex Frederick, C	3		
1958	Rex Frederick, F	1		1
	Jimmy Lee, G	3		
1959	Rex Frederick, F	1		1
	Jimmy Lee, F	2		
	Henry Hart, G	2		
1960	Henry Hart, F	1		1
	David Vaughn, C	3		
1961	Jim Fibbe, F	2		1
1962	Layton Johns, C	2		1
	Billy Tinker, F	3		
1963	Layton Johns, F	1		1
	John Blackwell, G	3		
1964	Lee DeFore, C	3		
1965	Joe Newton, G	1	2	1
	Freddie Guy, F	3		
	Lee DeFore, F		3	
1966	Lee DeFore, F	1	1	1
1967	Alex Howell, G		3	
	Bobby Buisson, G			1
1968	Wally Tinker, F		3	
1969	John Mengelt, G	2	2	1
	Wally Tinker, F	3		1
1970	John Mengelt, G	1	1	1
	Bill Alexander, F	3		
1971	John Mengelt, G	1	1	1
1972	Henry Harris, G	3		
1973	Gary England, G	3		
1974	Eddie Johnson, G	2	2	1
1975	Eddie Johnson, G	2	2	1
	Mike Mitchell, F	3	3	
1976	Eddie Johnson, G	1	1	1
	Mike Mitchell, F	2	2	1
1977	Mike Mitchell, F	2	2	1
	Eddie Johnson, G	3	3	
1978	Mike Mitchell, F	1	1	1
	Stan Pietkiewicz, F	2	2	
1979	Bobby Cattage, C		3	
1982	Charles Barkley, C	2	2	
	Odell Mosteller, G		2	
1983	Charles Barkley, C	2	2	1
	Darrell Lockhart, F	3		
1984	Charles Barkley, C	1	1	1
	Chuck Person, F	1	1	1
1985	Chuck Person, F	1	1	1
1986	Chuck Person, F	1	1	1
1987	Jeff Moore, C	2	1	1
	Chris Morris, F	2	3	
	Frank Ford, G	3		
1988	Chris Morris, F	1	1	1
	Jeff Moore, C		3	
1989	Keenan Carpenter, G	2	3	
1990	Ronnie Battle, G	3		1
	Derrick Dennison, F		3	
1991	Ronnie Battle, G	2	3	
1992	Wesley Person, F	3		
1993	Wesley Person, F/G	2		1
	Ronnie Battle, G			1

Year	Player	AP	+UPI	*Coaches
	Aaron Swinson, C	3		2
1994	Wesley Person, G/F	1		1
	Aaron Swinson, F/C	2		1
1995	Moochie Norris, G	3		3
1996	Wes Flanigan, G	3		3
	Lance Weems, G			3
1997	Pat Burke, C	Hon. Mention		
1998	Bryant Smith, F	Hon. Mention		2
1999	Chris Porter, F	1		1
	Doc Robinson, G	1		1
	Bryant Smith, F	2		2
	Mamadou N'diaye, C	3		
2000	Doc Robinson, G	1		2
	Chris Porter, F	2		2
2001	Jamison Brewer, G	3		
	Marquis Daniels, F	3		3
	Adam Harrington, G			3
2003	Marquis Daniels, F	2		2
2004	Marco Killingsworth, F	3		2
2005	Toney Douglas, G	3		3

\* 10-player squad until a 5-member squad in 1993-94  
 + Discontinued after 1990-91 season



Rex Frederick became the first Auburn player to earn first-team All-SEC honors in 1957-58, after averaging 16.1 points and 14.8 rebounds.



# ALL-CENTURY TEAM

## 1906-2006

MARQUIS DANIELS  
1999-2003

CHARLES BARKLEY  
1981-84

WESLEY PERSON  
1991-94

JOHN MENGELT  
1969-71

LEE DeFORE  
1964-67

CHRIS MORRIS  
1984-88

CHUCK PERSON  
1983-86

SHAG HAWKINS  
1940-42

CHRIS PORTER  
1998-2000

MIKE MITCHELL  
1975-78

REX FREDERICK  
1957-59

HENRY HART  
1957-60

EDDIE JOHNSON  
1973-76

JACK STEWART  
1930-32

DOC ROBINSON  
1996-2000

JEFF MOORE  
1985-88  
HONORABLE MENTION

JIMMY FIBBE  
1959-61  
HONORABLE MENTION

FRANK FORD  
1984-87  
HONORABLE MENTION

HENRY HARRIS  
1970-72  
HONORABLE MENTION

LAYTON JOHNS  
1960-63  
HONORABLE MENTION



2007-08 Outlook  
2007-08 Tigers  
Coaching Staff  
2007-08 Opponents  
2006-07 Review  
Tiger Records  
AU Hoop History  
Tiger Tracks  
Administration

# Honors & Awards

## SEC Players of the Year

Southeastern Conference Player of the Year awards have been presented since 1965 by both the Associated Press and United Press International (until 1991) and then by the SEC Coaches.


Two Auburn players have received that honor:

1984..... C Charles Barkley (AP and UPI)

1999..... F Chris Porter (AP and SEC Coaches)



CHARLES BARKLEY



CHRIS PORTER

## National Coach of the Year

Head coach Cliff Ellis is the only Auburn Basketball coach to be named National Coach of the Year. Ellis won six different National Coach of the Year awards following the 1998-99 season when the Tigers went 29-4, won the SEC Championship and finished the season ranked fourth in the nation by the Associated Press.

Following is a listing of the National Coach of the Year awards Ellis garnered:

- 1999.....Cliff Ellis (Associated Press)  
(John & Nellie Wooden Award)  
(United States Basketball Writers Association)  
(Sports Illustrated)  
(The Sporting News)  
(Basketball News)



CLIFF ELLIS

## SEC Coach of the Year

Southeastern Conference Coach of the Year awards have been presented since 1960 by the Associated Press, since 1999 by the SEC Coaches, from 1964-98 by the *Knoxville News-Sentinel*, from 1965-91 by United Press International and from 1974-90 by the Birmingham Tip-Off Club (Rupp Cup).

Since those awards have been presented, five Auburn coaches have been the recipients:

- 1960.....Joel Eaves (AP)
- 1975.....Bob Davis (UPI)
- 1984.....Sonny Smith (AP, UPI, *Knoxville News-Sentinel*/  
Birmingham Tip-Off Club)
- 1988.....Sonny Smith (*Knoxville News-Sentinel*/  
Birmingham Tip-Off Club)
- 1990.....Tommy Joe Eagles (*Knoxville News-Sentinel*/  
Birmingham Tip-Off Club)
- 1995.....Cliff Ellis (*Anniston Star*)
- 1999.....Cliff Ellis (Associated Press/  
SEC Coaches/*The Birmingham News*)

## All-Time SEC Team

In 1974, the *Orlando Sentinel* published an All-Time SEC Team as selected by a special panel of sportswriters.

One Auburn player was named to that all-time squad:

G John Mengelt (third-team)

## Team of the Decade

In 1989, the *Birmingham Post-Herald* and *Jackson Clarion-Ledger* published a Southeastern Conference Team of the Decade. The *Birmingham Post-Herald* lineup was selected by a special panel of sportswriters, sportscasters and officials while the *Jackson Clarion-Ledger* polled the current league coaches.

Two Auburn players were named to the SEC team of the 1980s (first-team selections) by both newspapers:

F Chuck Person, C Charles Barkley

Charles Barkley was also honored as the SEC Player of the Decade by the *Birmingham Post-Herald*.

2007-08 Outlook 2007-08 Tigers Coaching Staff 2007-08 Opponents 2006-07 Review Tiger Records AU Hoop History Tiger Tracks Administration



## All-Tournament Teams

From 1933 through 1952, players named to the all-tournament team at the Southeastern Conference Tournament served as the All-SEC squad (a first and second team). The Associated Press began selecting a regular-season All-SEC squad in 1949. In 1956, the league coaches began selecting a 10-man All-SEC roster and United Press International started its all-conference picks in 1965. When the conference tournament resumed in 1979, members of the working press once again began selecting an all-tournament squad in addition to a tourney MVP.

Six Auburn players have received all-tournament honors and two of them have been named MVP:

- 1942.....G Shag Hawkins (first-team)
- 1984.....C Charles Barkley (MVP)  
F Chuck Person
- 1985.....F Chuck Person (MVP)
- 2000.....G Doc Robinson  
C Mamadou N'diaye  
F Mack McGadney

## Naismith Memorial Basketball Hall of Fame

Auburn All-American Charles Barkley became the first player from the state of Alabama to be inducted into the Naismith Memorial Basketball Hall of Fame during Enshrinement ceremonies Sept. 8, 2006, in Springfield, Mass.

Joining Barkley in the Class of 2006 were Dominique Wilkins, Joe Dumars, Geno Auriemma, David Gavitt and Sandro Gambo.



One Auburn player has been named to the Basketball Hall of Fame:  
2006.....Charles Barkley

## Alabama Sports Hall of Fame

Each fall, the Alabama Sports Hall of Fame, consisting of voters across the state of Alabama, chooses inductees. Eight Auburn basketball Tigers have been inducted into the Hall of Fame, most recently former coach Sonny Smith in 2007. Former Athletic Director Jeff Beard and legendary Coach Joel Eaves were the first Tigers inducted in 1974 and 1978, respectively. Located in the Birmingham-Jefferson County Civic Center complex, the Hall houses many of the state's past and present heroes.


Here is a list of Auburn's Alabama Sports Hall of Fame members:

- 1974.....Athletic Director Jeff Beard
- 1978.....Coach Joel Eaves
- 1995.....John Mengelt
- 2001.....Charles Barkley
- 2003.....Rex Frederick
- 2005.....Chuck Person
- 2005.....Jim Fyffe, announcer
- 2007.....Sonny Smith

## USBWA "Most Courageous Award"

Wes Flanigan was presented the United States Basketball Writers' "Most Courageous Award" at the 1997 NCAA Final Four in Indianapolis. Flanigan, an All-SEC point guard as a junior at Auburn in 1995-96 season, was diagnosed with bone cancer and underwent successful four-hour

surgery in May 1996 before his senior season. He returned to the court five months later and ended up leading the 1996-97 Tigers in scoring (11.0) and assists (4.5). Flanigan's story was featured on CBS, ESPN, CNN, FOX SportsSouth, Intersport Television, *Atlanta Journal-Constitution*, *Memphis Commercial Appeal*, *Louisville Courier-Journal*, *Arkansas-Democrat Gazette*, *The State* (Columbia, S.C.), every major newspaper in the state of Alabama among others. In fact, Tommy Hicks, a columnist for *The Mobile Press-Register*, won the Alabama Sports Writers Association's "Herby Kirby Award" in 1997 for the top sports article among Alabama newspapers.



WES FLANIGAN

## ESPN Silver Anniversary All-SEC Team

Auburn All-American Chuck Person was named to ESPN's "Silver Anniversary All-SEC team," featuring the top five players from the Southeastern Conference over 25 seasons from 1979-80 to 2003-04. It was done as part of ESPN's 25th-anniversary celebration. The team was compiled through a vote of a seven-member panel of media and conference representatives. The five man team consists of F Chuck Person (Auburn), F Jamal Mashburn (Kentucky), C Shaquille O'Neal (LSU), G Chris Jackson (LSU) and G Allan Houston (Tennessee).

## Hall of Honor

Eight former Tiger players and a friend of the University have been inducted into the Auburn Hall of Honor:

- C Bill Alexander, 1968-70
- G Joel Eaves, 1935-37  
(head coach 1949-63)
- G Henry Hart, 1957-59
- G John Mengelt, 1969-71
- Roy B. Sewell, lifetime supporter
- C Frank DuBose, 1927-29
- F/C Jimmy Fibbe, 1964-66
- C/F Rex Frederick, 1957-59
- G Shag Hawkins, 1940-42
- Jack Stewart, 1930-32

## Academic All-SEC Teams

Academic All-SEC awards have been presented since 1962. The following qualifications were established in 1978: (1) maintain a "B" average for college career; (2) be in residence a full academic year; (3) be either a starter or top substitute. In 1984, the SEC Academic Honor Roll was established with the following guidelines: (1) have at least a 3.0 grade-point average (on 4.0 scale) for either the past year or for academic career; (2) be at least a sophomore in class standing (freshman redshirts are eligible and transfers must have attended current institution for at least one year); (3) have 24 semester or 36 quarter hours toward a degree; (4) receive a letter for that season.

Nineteen Auburn players have earned Academic All-SEC honors 23 times:

- 1962.....F Bill Ross (first-team)
- 1965.....F Freddie Guy (first-team)
- 1966.....C Randall Walker (second-team)
- 1969.....F Tom Perry (first-team)
- 1970.....G John Mengelt (first-team)  
F Bill Alexander (second-team)
- 1971.....G John Mengelt (first-team)
- 1974.....F Gary Redding (second-team)
- 1975.....F Gary Redding (first-team)
- 1976.....F Gary Redding (first-team)
- 1983.....F Mark Cahill (first-team)
- 1984.....F Mark Cahill (first-team)



1995.....	F Franklin Williams (first-team)
1999.....	G Daymeon Fishback (first-team)
	G Scott Pohlman (first-team)
2000.....	F Abe Smith (first-team)
2002.....	F Mack McGadney (first-team)
2003.....	G Derrick Bird (first-team)
2004.....	G Lewis Monroe (first-team)
	G Danny Wicke (first-team)
2005.....	G Brett Howell (first-team)
2006.....	G Brett Howell (first-team)
2007.....	G Drew Smith (first-team)

## All-Freshman Teams

Since 1984, the *Knoxville News-Sentinel* has published the Southeastern Conference All-Freshman Team as selected by league coaches, except for the 2004-05 season when the SEC athletic directors voted it down.

Fourteen Auburn players have received all-freshman honors:

1985.....	F Chris Morris
	C Jeff Moore
1990.....	G Ronnie Battle
	G Reggie Gallon
1991.....	F Wesley Person
1994.....	G Wes Flanigan
1995.....	F Franklin Williams
1997.....	G Daymeon Fishback
	C Mamadou N'diaye
1998.....	G Scott Pohlman
2002.....	F Brandon Robinson
2006.....	G Rasheem Barrett
	G Quantez Robertson
2007.....	G DeWayne Reed

## Player of the Week

Southeastern Conference Player of the Week awards have been presented since 1985 as selected by the league media relations staff. The league office began the SEC Freshman of the Week honor in 2005-06.

Since the inception of the weekly award, 16 Auburn players have received the honor 25 times:

2/11/85.....	F Chuck Person
2/3/85.....	F Chuck Person
2/24/85.....	F Chuck Person
12/87.....	C Jeff Moore
1/11/88.....	F Chris Morris
2/29/88.....	F Chris Morris
2/13/89.....	G Keenan Carpenter
1/13/91.....	G Ronnie Battle
2/3/92.....	G Ronnie Battle
1/18/93.....	G Ronnie Battle
3/1/93.....	F/G Wesley Person
12/93.....	G/F Wesley Person
2/20/94.....	F/C Aaron Swinson
1/11/98.....	F Bryant Smith
2/2/98.....	G Doc Robinson
11/23/98.....	F Chris Porter
1/11/99.....	F Chris Porter
2/15/99.....	G Doc Robinson
11/15/99.....	C Mamadou N'diaye
1/10/00.....	G Doc Robinson
1/31/00.....	F Chris Porter
12/11/00.....	G Jamison Brewer
12/10/01.....	F Marquis Daniels
1/19/03.....	F Marquis Daniels

11/21/04.....	G Ian Young
2/6/05.....	G Frank Tolbert
11/13/06.....	F Korvotney Barber
3/5/07.....	F Korvotney Barber

## Rookie of the Week

Southeastern Conference Rookie of the Week awards were presented from 1988-1992 and were reinstated in the 2005-06 season as selected by the league media relations staff.

Five Auburn players received the honor eight times:

1/21/90.....	G Reggie Gallon
2/11/90.....	G Ronnie Battle
12/91.....	F Wesley Person
2/3/91.....	F Wesley Person
12/91.....	F Aaron Swinson
1/20/92.....	F Aaron Swinson
1/27/92.....	F Aaron Swinson
1/1/06.....	G Rasheem Barrett

## Banquet Awards

In 1990, the late Tommy Joe Eagles initiated a year-end Auburn Basketball Awards Banquet. Eight individual awards are presented, including outstanding rebounder, outstanding defensive player, outstanding offensive player, playmaker award, sixth-man award, academic achievement award and most valuable player. The Paul Lambert and Tommy Joe Eagles Memorial Trophy for leadership is given in memory of Auburn's 15th head basketball coach, Paul Lambert, who died in a hotel fire June 6, 1978, in Columbus, Ga., and Tommy Joe Eagles, who died unexpectedly of a heart attack July 30, 1994, two months after becoming the head coach at New Orleans. Recipients are selected by the coaching staff.

Here's a complete list of awards presented at previous banquets:

### Most Valuable Player

1990.....	F Derrick Dennison
1991.....	G Ronnie Battle
1992.....	F Wesley Person
1993.....	F/G Wesley Person
1994.....	G/F Wesley Person
1995.....	G Moochie Norris
1996.....	G Wes Flanigan
1997.....	C Pat Burke
1998.....	G Doc Robinson
1999.....	G Doc Robinson, G Scott Pohlman, C Mamadou N'diaye F Chris Porter, F Bryant Smith
2000.....	G Doc Robinson
2001.....	F Marquis Daniels
2002.....	F Marquis Daniels
2003.....	F Marquis Daniels
2004.....	F Marco Killingsworth
2005.....	G Nathan Watson
2006.....	G Ronny LeMelle
2007.....	G Quantez Robertson



**QUANTEZ ROBERTSON**

### Outstanding Rebounder

1990.....	C Zane Arnold
1991.....	C Robert McKie
1992.....	F Aaron Swinson
1993.....	F/C Aaron Swinson
1994.....	F/C Aubrey Wiley
1995.....	F Chris Davis
1996.....	C Pat Burke
1997.....	C Pat Burke
1998.....	C Mamadou N'diaye
1999.....	F Chris Porter



**KORVOTNEY BARBER**

- 2000.....C Mamadou N'diaye
- 2001.....G Jamison Brewer
- 2002.....F Kyle Davis
- 2003.....C Kyle Davis
- 2004.....F Brandon Robinson
- 2005.....F Quinzel Brown
- 2006.....F Korvotney Barber
- 2007.....F Korvotney Barber/Josh Dollard



**JOSH  
DOLLARD**

**Outstanding Defensive Player**

- 1990.....F Chris Brandt
- 1991.....C Zane Arnold
- 1992.....C Chris Brandt
- 1993.....F Mark Hutton
- 1994.....G Shawn Stuart
- 1995.....G Wes Flanigan
- 1996.....G Wes Flanigan
- 1997.....G Wes Flanigan
- 1998.....F Bryant Smith
- 1999.....F Bryant Smith
- 2000.....C Mamadou N'diaye
- 2001.....C Kyle Davis
- 2002.....G Derrick Bird
- 2003.....G Derrick Bird
- 2004.....F Quinzel Brown
- 2005.....G Nathan Watson
- 2006.....G Rasheem Barrett
- 2007.....G Quantez Robertson



**QUANTEZ  
ROBERTSON**

**Outstanding Offensive Player**

- 1990.....G Ronnie Battle
- 1991.....F Wesley Person
- 1992.....G Ronnie Battle
- 1993.....G Ronnie Battle
- 1994.....F/C Aaron Swinson
- 1995.....G Lance Weems
- 1996.....G Lance Weems
- 1997.....F Franklin Williams
- 1998.....G Scott Pohlman
- 1999.....F Chris Porter
- G Doc Robinson
- 2000.....F Chris Porter
- 2001.....G Adam Harrington
- 2002.....G Adam Harrington
- 2003.....F Marco Killingsworth
- 2004.....G Ian Young
- 2005.....G Toney Douglas
- 2006.....G Ronny LeMelle
- 2007.....FG%: Korvotney Barber (.607); FT%: Quan Prowell (.762)



**KORVOTNEY  
BARBER**



**QUAN  
PROWELL**

**Playmaker Award**

- 1990.....G Reggie Gallon
- 1991.....G Reggie Gallon
- 1992.....G Reggie Gallon
- G Champ Wrencher
- 1993.....G Reggie Gallon
- 1994.....G Wes Flanigan
- 1995.....G Moochie Norris
- 1996.....G Wes Flanigan
- 1997.....G Doc Robinson
- 1998.....F Kendell Mack,
- G Clifton Robinson, G John Gomillion, G Dudley Smith
- 1999.....G Scott Pohlman
- 2000.....F Mack McGadney
- 2001.....G Reggie Sharp



**QUANTEZ  
ROBERTSON**

- 2002.....F Marco Killingsworth,
- G Lewis Monroe
- 2003.....G Lewis Monroe
- 2004.....G Ronny LeMelle
- 2005.....G Ian Young
- 2006.....G Quantez Robertson
- 2007.....G Quantez Robertson

**Sixth-Man Award**

- 1990.....F John Caylor, G Champ Wrencher
- 1991.....G Larry Patrick
- 1992.....F Jeff Switzer
- 1993.....F Aubrey Wiley
- 1994.....G Lance Weems
- 1995.....C Pat Burke
- 1996.....F Alvin Jefferson
- 1997.....F Alvin Jefferson
- 1998.....G Daymeon Fishback
- 1999.....F Adrian Chilliest
- 2000.....G Reggie Sharp
- 2001.....G Lincoln Glass, F Abdou Diame
- 2002.....G Dwayne Mitchell
- 2003.....F Brandon Robinson, G Nathan Watson
- 2004.....C Dwayne Curtis
- 2005.....G Frank Tolbert
- 2006.....G Frank Tolbert

**Academic Achievement Award**

- 1990.....F John Caylor
- 1991.....F John Caylor
- 1992.....F Jeff Switzer
- 1993.....G Reggie Gallon
- 1994.....F Franklin Williams
- 1995.....F Franklin Williams
- 1996.....F Franklin Williams
- 1997.....G Daymeon Fishback
- 1998.....F Franklin Williams
- 1999.....G Daymeon Fishback
- 2000.....F Abe Smith
- 2001.....G Charlton Barker
- 2002.....F Mack McGadney
- 2003.....F Marquis Daniels
- 2004.....G Lewis Monroe
- 2005.....G Brett Howell
- 2006.....G Brett Howell
- 2007.....G Drew Smith



**DREW  
SMITH**

**Paul Lambert/Tommy Joe Eagles Memorial Trophy**

- 1990.....G Reggie Gallon
- 1991.....F Chris Brandt
- 1992.....C Chris Brandt
- 1993.....F Rod Joyce
- 1994.....G Leonard Smith
- 1995.....G/F Ray Donald
- 1996.....G Wes Flanigan
- 1997.....G Wes Flanigan
- 1998.....F Franklin Williams
- 1999.....F Bryant Smith
- 2000.....G Daymeon Fishback
- 2001.....G Scott Pohlman
- 2002.....G Charlton Barker
- 2003.....F Marquis Daniels
- 2004.....G Lewis Monroe
- 2005.....G Nathan Watson
- 2006.....G Ronny LeMelle
- 2007.....G Frank Tolbert



**FRANK  
TOLBERT**

# Retired Jerseys



# 34

**BARKLEY**

Charles Barkley (1982-84) had his #34 Auburn jersey retired March 3, 2001. Barkley, one of the NBA's 50 All-Time Greatest, was a two-time Olympic Gold Medalist, SEC Player of the Decade for the 1980s, All-American, SEC Player of the Year in 1984 and an All-SEC selection.



# 15

**MENGELT**

John Mengelt (1969-71) became the first Tiger to have his Auburn jersey retired (#15), January 6, 2001. He played only three varsity years, finishing his career as Auburn's all-time leading scorer with 1,920 points. An All-American and All-SEC selection, Mengelt's 60 points vs. Alabama is still an AU record.

# 11

**W.PERSON**

# 45

**C.PERSON**



Wesley Person (#11) and his brother Chuck Person (#45) both had their jerseys retired Feb. 18, 2006. Pictured with Auburn Athletics Director Jay Jacobs, Wesley Person (1991-94) was a 1994 Associated Press All-American, three-time All-SEC selection and is third on Auburn's all-time scoring chart with 2,066 points and all-time leader in 3-pointers made (262) and 3-point percentage (.441).

Chuck Person (1983-86) was a two-time All-American in 1985 and 1986 and a three-time first-team All-SEC selection. "The Rifleman" is Auburn's all-time scoring leader with 2,311 points (without the 3-point shot). The Brantley, Ala., native led the Tigers to their greatest run in history reaching the 1986 NCAA Tournament Elite Eight with wins over No. 1 seeded St. John's and fourth-seeded UNLV before falling to eventual National Champion Louisville.



# 32

**FREDERICK**

Rex Frederick (1957-59), pictured at midcourt, had his #32 Auburn jersey retired Mar. 4, 2006. The Birmingham, Ala., native was a Helms Athletic Foundation selection in 1959 and was a three-time All-SEC selection. He is Auburn's all-time leading rebounder with 14.3 rebounds per game while his 904 career rebounds ranks fifth on the Tigers' all-time rebounding chart. Frederick left as Auburn's all-time leading rebounder and scorer with 937 points..



# SEC & NCAA Records

## SEC Individual Records

### Game

**Field Goal Percentage:** 1.000, Charles Barkley, 10 for 10, vs. Georgia, 1983 (tied)

**Free Throw Percentage:** 1.000, Eddie Johnson, 15 for 15, vs. Miss. State, 1975 (tied)

## SEC Team Records

### Season

**Fewest Points Allowed:** 1254, 52.3 ppg, 24 games, 1962

## SEC Team Champion

**Scoring:** 1999—81.2 ppg, 2680 in 33 games

**Scoring Defense:** 1961—58.1 ppg, 1278 in 22 games  
1962—52.3 ppg, 1254 in 24 games  
1963—59.6 ppg, 1312 in 24 games  
1999—61.6 ppg, 2033 in 33 games

**Scoring Margin:** 1999—81.2 ppg, 2680 in 33 games

**Field Goal Percentage:** 1961—491, 500 of 1018  
1962—456, 542 of 1190  
1963—502, 597 of 1187  
1964—472, 600 of 1271  
1968—473, 649 of 1370  
1969—502, 734 of 1461  
1984—518, 908 of 1752  
1992—511, 877 of 1715  
1993—501, 815 of 1627  
1994—506, 854 of 1689  
1995—472, 784 of 1662

**3-Point FG Percentage Defense:** 2002—402, 653 of 1624

**3-Point FG Percentage:** 1992—452, 182 of 403

**3-Point FG Made Per Game:** 1996—9.0, 287 in 32 games

**Free Throw Percentage:** 1966—.792, 476 of 601  
1988—.770, 406 of 527

**Opponents' Free Throw Percentage:** 1995—.608, 322 of 530

**Blocks:** 2002—5.4 bpg, 151 in 28 games  
2003—5.2 bpg, 178 in 34 games

**Rebounding:** 1975—49.7 rpg, 1292 in 26 games  
1985—38.3 rpg, 1301 in 34 games  
1986—35.0 rpg, 1156 in 33 games  
1987—39.6 rpg, 1228 in 31 games  
1988—40.1 rpg, 1203 in 30 games  
1989—40.6 rpg, 1138 in 28 games  
1999—44.0 rpg, 1452 in 33 games

**Rebound Margin:** 1984—+8.4 rpg  
1985—+7.1 rpg  
1987—+7.6 rpg  
1988—+7.5 rpg  
1999—+9.2 rpg

**Offensive Rebounds:** 1999—19.5 off. rpg, 643 in 33 games  
2000—15.7 off. rpg, 5333 in 34 games

**Turnover Margin:** 1999—+7.0, 425 turnovers, 657 caused

## SEC Individual Champions

**Scoring:** 1941—Shag Hawkins, 15.3 ppg, 291 in 19 games  
1942—Frank Mancini, 13.2 ppg, 237 in 18 games  
1978—Mike Mitchell, 24.9 ppg, 671 in 27 games  
1994—Wesley Person, 22.2 ppg, 621 in 28 games

**Field Goal Percentage:** 1961—Porter Gilbert, .584, 88 of 151  
1962—Layton Johns, .584, 129 of 221  
1963—Layton Johns, .566, 119 of 210  
1964—Joe Newton, .564, 83 of 147  
1965—Joe Newton, .606, 126 of 208  
1966—Bobby Buisson, .566, 105 of 185  
1993—Aaron Swinson, .600, 183 of 305  
1994—Aaron Swinson, .631, 234 of 371  
2003—Marco Killingsworth, .550, 170 of 309  
2004—Marco Killingsworth, .587, 145 of 247

**3-Point FG Percentage:** 1992—Ronnie Battle, .511, 71 of 139

**3-Point Field Goals:** 1989—Keenan Carpenter, 3.0 pg, 84 in 28 games  
1994—Wesley Person, 3.3 per game, 93 in 28 games

**Assists:** 1996—Wes Flanigan, 6.7 apg, 214 in 32 games  
2001—Jamison Brewer, 5.8 apg, 187 in 32 games

**Assist/Turnover Ratio:** 2000—Doc Robinson, +2.65  
(175 ast., 66 turnovers in 34 games)

**Rebounding:** 1974—Pepto Bolden, 11.6 rpg, 302 in 26 games  
1982—Charles Barkley, 9.8 rpg, 275 in 28 games  
1983—Charles Barkley, 9.5 rpg, 266 in 28 games  
1984—Charles Barkley, 9.5 rpg, 265 in 28 games  
1994—Aubrey Wiley, 9.3 rpg, 261 in 28 games

**Steals:** 1998—Bryant Smith, 2.4 spg, 67 in 28 games  
2001—Marquis Daniels, 2.2 spg, 71 in 32 games  
2003—Marquis Daniels, 2.3 spg, 78 in 34 games

**Blocks:** 1999—Mamadou N'diaye, 2.3 bpg, 77 in 33 games  
2001—Kyle Davis, 2.8 bpg, 84 in 30 games  
2002—Kyle Davis, 3.3 bpg, 78 in 24 games  
2003—Kyle Davis, 3.7 bpg, 126 in 34 games  
2004—Kyle Davis, 2.6 bpg, 72 in 28 games

## SEC Stat Champions

### Since 1932-33

Season	Team/Individual	Category (Figure)
2003-04	Kyle Davis	Blocks (2.6)
	Marco Killingsworth	Field Goal Percentage (.587)
2002-03	Auburn	Blocks (5.2)
	Marquis Daniels	Steals (2.3)
	Kyle Davis	Blocks (3.7)
2001-02	Marco Killingsworth	Field Goal Percentage (.550)
	Auburn	Blocks (5.4)
	Auburn	Field Goal Percentage Defense (.402)
2000-01	Kyle Davis	Blocks (3.3)
	Jamison Brewer	Assists (5.8)
	Marquis Daniels	Steals (2.2)
1999-2000	Kyle Davis	Blocks (2.8)
	Auburn	Offensive Rebounds (15.7)
1998-99	Doc Robinson	Assist/Turnover Ratio (+2.65)
	Auburn	Scoring (81.2)
	Auburn	Scoring Defense (61.6)
	Auburn	Scoring Margin (+19.6)
	Auburn	Rebound Margin (+9.2)
	Auburn	Rebounds (44.0)
	Auburn	Offensive Rebounds (19.5)
Mamadou N'diaye	Blocks (2.3)	

2007-08 Outlook  
2007-08 Tigers  
2007-08 Coaching Staff  
2007-08 Opponents  
2006-07 Review  
2006-07 Tiger Records  
2005-06 AU Hoop History  
2005-06 Tiger Tracks  
2005-06 Administration

1997-98	Bryant Smith	Steals Per Game (2.4)
1995-96	Auburn	3-Point Field Goals Per Game (9.0)
	Wes Flanigan	Assists Per Game (6.7)
1994-95	Auburn	Field Goal Percentage (.472)
	Auburn	Opponents' Free Throw Percentage (.608)
1993-94	Auburn	Field Goal Percentage (.506)
	Wesley Person	Scoring (22.2)
	Wesley Person	3-Point Field Goals Per Game (3.3)
	Aubrey Wiley	Rebounding (9.3)
	Aaron Swinson	Field Goal Percentage (.631)
1992-93	Auburn	Field Goal Percentage (.501)
	Auburn	Opponents' Rebounds (34.1)
	Aaron Swinson	Field Goal Percentage (.600)
1991-92	Auburn	Field Goal Percentage (.511)
	Auburn	3-Point FG-Percentage (.452)
	Ronnie Battle	3-Point FG-Percentage (.511)
1988-89	Auburn	Rebounding (40.6)
	Keenan Carpenter	3-Point Field Goals Made (3.0)
1987-88	Auburn	Free Throw Percentage (.770)
	Auburn	Rebounding (40.1)
	Auburn	Rebound Margin (7.5)
1986-87	Auburn	Rebounding (39.6)
	Auburn	Rebound Margin (7.6)
1985 -86	Auburn	Rebounding (35.0)
1984-85	Auburn	Rebounding (38.3)
	Auburn	Rebound Margin (7.1)
1983-84	Auburn	Field Goal Percentage (.518)
	Auburn	Rebound Margin (8.4)
	Charles Barkley	Rebounding (9.5)
1982-83	Charles Barkley	Rebounding (9.5)
1981-82	Charles Barkley	Rebounding (9.8)
1977-78	Mike Mitchell	Scoring (24.9)
1974-75	Auburn	Rebounding (49.7)
1973-74	Pepto Bolden	Rebounding (11.6)
1968-69	Auburn	Field Goal Percentage (.502)
1967-68	Auburn	Field Goal Percentage (.473)
1965-66	Auburn	Free Throw Percentage (.792)
	Bobby Buisson	Field Goal Percentage (.566)
1964-65	Joe Newton	Field Goal Percentage (.606)
1963-64	Auburn	Field Goal Percentage (.472)
	Joe Newton	Field Goal Percentage (.564)
1962-63	Auburn	Scoring Defense (59.6)
	Auburn	Field Goal Percentage (.502)
	Layton Johns	Field Goal Percentage (.566)
1961-62	Auburn	Scoring Defense (52.3)
	Auburn	Field Goal Percentage (.456)
	Layton Johns	Field Goal Percentage (.584)
1960-61	Auburn	Scoring Defense (58.1)
	Auburn	Field Goal Percentage (.491)
	Porter Gilbert	Field Goal Percentage (.584)
1941-42	Frank Mancini	Scoring (13.2)

### NCAA Team Champions

**Field Goal Percentage:** 1959—.488, 593 of 1216

1960—.521, 532 of 1022

1994—.506, 854 of 1689

**Free Throw Percentage:** 1960—.722, 424 of 549


1966—.792, 476 of 601

### NCAA Stat Rankings

Annual Leaders Since 1947-48

Season	Team/Individual	Category (Finish/Figure)
2006-07	Quantez Robertson	Assists (49th at 5.1)
	Auburn	Assists (21st at 16.6)
	Auburn	Steals (31st at 8.4)
2004-05	Ian Young	Free Throw Pct. (23rd at .865)
	Auburn	3-Point Field Goals/Game (22nd at 8.4)
2001-02	Kyle Davis	Blocked Shots (t-10th at 3.3)

	Auburn	Blocked Shots (15th at 5.4)
	Auburn	Field Goal Pct. Defense (t-26th at .402)
2000-01	Kyle Davis	Blocked Shots (16th at 2.8)
	Jamison Brewer	Assists (27th at 5.8)
1998-99	Auburn	Scoring Margin (2nd at +19.6)
	Auburn	Rebound Margin (t-2nd at +9.2)
	Auburn	Wins (4th at 29)
	Auburn	Won-Loss Pct. (4th at .879)
	Auburn	Scoring Offense (11th at 81.2)
	Auburn	Scoring Defense (21st at 61.6)
	Auburn	Field Goal Pct. Defense (30th at 39.6)
	Mamadou N'diaye	Blocked Shots (t-29th at 2.3)
1997-98	Auburn	Field Goal Pct. Defense (28th at 40.2)
	Mamadou N'diaye	Blocked Shots (22nd at 2.4)
	Bryant Smith	Steals (29th at 2.4)
1993-94	Auburn	Field Goal Percentage (1st at .506)
	Aaron Swinson	Field Goal Percentage (5th at .631)
	Aaron Swinson	3-Point Field Goals Per Game (57th at 20.7)
	Wesley Person	3-Point Field Goals Per Game (15th at 3.3)
	Wesley Person	Scoring (35th at 22.2)
1992-93	Auburn	Field Goal Percentage (12th at .501)
	Wesley Person	3-Point FG-Percentage (25th at .464)
	Aaron Swinson	Field Goal Percentage (27th at .600)
1991-92	Auburn	Scoring Offense (14th at 86.6)
	Auburn	Field Goal Percentage (8th at .511)
	Auburn	3-Point FG-Percentage (2nd at .452)
	Auburn	3-Point Field Goals Made (28th at 6.7)
	Wesley Person	Scoring (65th at 19.9)
	Ronnie Battle	3-Point FG-Percentage (4th at .511)
	Wesley Person	3-Point FG-Percentage (9th at .489)
1988-89	Auburn	Rebound Margin (27th at 4.6)
	Keenan Carpenter	3-Point Field Goals Made (23rd at 3.0)
1987-88	Auburn	Free Throw Percentage (5th at .770)
	Auburn	Rebound Margin (7th at 7.5)
	Chris Morris	Scoring (60th at 20.7)
	Chris Morris	Rebounding (26th at 9.8)
1986-87	Auburn	Rebound Margin (5th at 7.6)
1985-86	Auburn	Free Throw Percentage (18th at .750)
	Chuck Person	Scoring (28th at 21.5)
	Gerald White	Assists (30th at 6.7)
1984-85	Auburn	Rebound Margin (6th at 7.1)
	Chuck Person	Scoring (25th at 22.0)




The Auburn Tigers' Charles Barkley led the SEC in rebounding from 1982-84.



Season	Team/Individual	Category (Finish/Figure)
1983-84	Auburn	Field Goal Percentage (30th at .518)
	Auburn	Rebound Margin (4th at 8.5)
	Charles Barkley	Field Goal Percentage (7th at .638)
1982-83	Charles Barkley	Field Goal Percentage (4th at .644)
1981-82	Charles Barkley	Field Goal Percentage (26th at .595)
1977-78	Auburn	Free Throw Percentage (9th at .758)
	Mike Mitchell	Scoring (10th at 24.9)
	Stan Pietkiewicz	Free Throw Percentage (15th at .877)
1976-77	Auburn	Rebound Margin (9th at 7.8)
1974-75	Auburn	Rebound Margin (14th at 7.0)
	Eddie Johnson	Free Throw Percentage (4th at .879)
1973-74	Eddie Johnson	Scoring (t-31st at 21.8)
1970-71	Auburn	Free Throw Percentage (15th at .746)
	John Mengelt	Scoring (7th at 28.4)
	John Mengelt	Free Throw Percentage (27th at .813)
1969-70	John Mengelt	Scoring (19th at 26.8)
1968-69	Auburn	Field Goal Percentage (2nd at .502)
	Auburn	Free Throw Percentage (24th at .725)
1967-68	Auburn	Scoring Defense (26th at 67.7)
	Auburn	Field Goal Percentage (24th at .474)
1966-67	Auburn	Scoring Defense (25th at 66.6)
	Auburn	Field Goal Percentage (9th at .492)
1965-66	Auburn	Free Throw Percentage (1st at .792)
	Lee DeFore	Scoring (30th at 23.7)
	Lee DeFore	Free Throw Percentage (11th at .853)
	Bobby Buisson	Free Throw Percentage (19th at .840)
1964-65	Auburn	Scoring Defense (32nd at 67.4)
	Auburn	Field Goal Percentage (25th at .470)
	Auburn	Free Throw Percentage (15th at .743)
	Auburn	Rebounding* (23rd at .548)
	Joe Newton	Field Goal Percentage (4th at .606)
1963-64	Auburn	Field Goal Percentage (17th at .467)
1962-63	Auburn	Scoring Defense (13th at 59.6)
	Auburn	Scoring Margin (9th at 11.2)
	Auburn	Field Goal Percentage (2nd at .506)
	Auburn	Rebounding* (2nd at .586)
	Layton Johns	Field Goal Percentage (6th at .567)
	John Blackwell	Field Goal Percentage (7th at .562)
1961-62	Auburn	Scoring Defense (2nd at 52.3)
	Auburn	Field Goal Percentage (17th at .455)
	Auburn	Free Throw Percentage (27th at .724)
	Auburn	Rebounding* (15th at .560)
	Layton Johns	Field Goal Percentage (2nd at .584)
	Layton Johns	Rebounding* (15th at .159)
1960-61	Auburn	Scoring Defense (10th at 58.1)
	Auburn	Field Goal Percentage (4th at .491)
	Auburn	Free Throw Percentage (9th at .733)
	Jimmy Fibbe	Field Goal Percentage (12th at .538)
1959-60	Auburn	Scoring Defense (10th at 58.1)
	Auburn	Field Goal Percentage (1st at .521)
	Auburn	Free Throw Percentage (1st at .772)
	Jimmy Fibbe	Field Goal Percentage (t-9th at .537)
	Henry Hart	Field Goal Percentage (t-9th at .537)
	Henry Hart	Free Throw Percentage (27th at .797)
	Ray Groover	Free Throw Percentage (29th at .793)
1958-59	Auburn	Scoring Offense (32nd at 77.3)
	Auburn	Scoring Defense (20th at 59.9)
	Auburn	Scoring Margin (2nd at 17.4)
	Auburn	Field Goal Percentage (1st at .488)
	Auburn	Free Throw Percentage (12th at .727)
	Auburn	Rebounding* (26th at .548)
1957-58	Auburn	Free Throw Percentage (28th at .703)
1956-57	Auburn	Scoring Offense (t-30th at 79.0)
	Auburn	Field Goal Percentage (15th at .426)
	Auburn	Free Throw Percentage (2nd at .739)
	Rex Frederick	Field Goal Percentage (12th at .512)
1955-56	Kay Slayden	Field Goal Percentage (26th at .482)
1954-55	Auburn	Scoring Offense (42nd at 78.9)
1953-54	Auburn	Free Throw Percentage (37th at .674)

	Robert Miller	Field Goal Percentage (11th at .496)
1951-52	Jack Turner	Free Throw Percentage (37th at .742)
1950-51	Auburn	Free Throw Percentage (12th at .672)
	George Hill	Free Throw Percentage (t-14th at .803)
	Roy Brawner	Free Throw Percentage (42nd at .752)
1949-50	Auburn	Scoring Offense (46th at 61.8)
	Auburn	Field Goal Percentage (26th at .344)
	Auburn	Free Throw Percentage (3rd at .679)
	Bill Lynn	Scoring (61st at 14.8)
	Roy Brawner	Free Throw Percentage (7th at .817)
1948-49	Auburn	Scoring Defense (35th at 49.3)
1947-48	Auburn	Scoring Defense (32nd at 47.1)
	Roy Brawner	Free Throw Percentage (t-35th at .750)

\*From 1955-1967, the rebounding championship was determined on the basis of highest pct. of recoveries made out of the total by both teams in all games.



Mamadou N'diaye led the SEC and tied for 29th in the nation with 2.3 blocked shots in 1998-99.

# Sports Arena Remembered

**Editor's note:** Owen Davis grew up in Auburn and faithfully followed the Auburn University basketball team. Davis, who is deputy sports editor of the *Detroit Free Press*, offers some reminiscence of the team and its homecourt, the Sports Arena, which was destroyed by fire September 21, 1996. This article was reprinted with permission from Owen Davis and *The Detroit Free Press*.

One February night in 1960, the Sports Arena in Auburn was the best place to be for a college basketball game.

Auburn was playing Kentucky, which had won four national championships in 12 years and was coached by Adolph Rupp, the basketball equivalent of Knute Rockne. The teams were tied for the Southeastern Conference lead late in the season, and the game was televised -- a first at Auburn.

The Tigers had never won the title or beaten Kentucky at home.

Jimmy Fibbe, an Auburn forward from Lexington, Ky., stood at the free throw line with his team trailing, 60-59. Four seconds were left, and Fibbe was shooting a one-and-one. He made both. Auburn basketball may never have known a better moment.

The Sports Arena is gone now, burned down while Auburn and Louisiana State played football across the street. But memories of times spent there didn't die with the flames.

Auburn played at the arena from 1946-69, and even then it was an unprepossessing place. It was an old airplane hangar, painted white. Fans sat on wooden bleacher seats, and the teams sat on wooden benches behind the baselines. Only 2,500 fans could fit inside.

But the arena had charm, the way relics do when they symbolize something special. And in the late 1950s and early '60s, basketball at Auburn was special.

The Tigers won 30 straight games from the midpoint of the 1957-58 season through late in the following winter. They were ranked in the Associated Press Top 20 three straight years -- 1958-60. And in 1960, they won their only SEC regular-season championship, leading the nation in field goal and free throw shooting.

The Sports Arena typified the kinds of players who went to Auburn then -- a small-town gym for small-town guys. These weren't imports from New York or Indiana, where some Southern schools found players.

All-SEC forward Rex Frederick came from Corner, Porter Gilbert from Geraldine, Henry Hart from Eufaula, Bobby Tucker from New Market, Bill McGriff and the Tinker brothers -- Billy and later Wallace -- played at Pisgah High up on Sand Mountain. They really were like the boys next door.

Local kids, who sneaked into the gym on Sundays, also hung around the Sports Arena to watch the players warm up on practice days, and we gladly chased loose balls. In return, they might let us shoot. The only time I ever dunked on a 10-foot goal was when all-conference center Layton Johns lifted me up on his shoulders.

It was easier to feel close to college basketball players back then. Games weren't televised -- except for the one in 1960 -- so fans saw players only in person, usually close to the court in a small gym. We never saw the likes of Oscar Robertson or Jerry West, but the best in the SEC came to the Sports Arena -- Bailey Howell from Mississippi State, Roger Kaiser from Georgia Tech, Cotton Nash from Kentucky, Donnie Kessinger from Ole Miss. And later, Clyde Lee from Vanderbilt, Louie Dampier and Pat Riley from Kentucky, Pistol Pete Maravich from LSU.



The Sports Arena, Auburn's home from 1946-69.

Miss. State, led by Howell and coached by Babe McCarthy, finished 24-1 in 1959, when the Bulldogs were ranked third in the nation. Their one loss came at the Sports Arena, 97-66.

The man who orchestrated Auburn's best seasons was Joel Eaves, who coached in 1950-63, compiling a 213-100 record. Eaves perfected the shuffle offense, which often produced lay-ups after a series of cuts to the basket. And he commanded respect. When Cotton Nash



Jimmy Fibbe sinks the game-winning free throw in Auburn's 61-60 upset of Kentucky en route to the 1960 SEC Championship.

came to the Sports Arena in 1962, fans behind the baskets started waving their arms as Nash shot free throws. This had never happened at Auburn.

Football's prominence didn't diminish Eaves' accomplishments. And nothing could diminish the importance of that February night in 1960, when Auburn beat Kentucky with a team known as Snow White and the Seven Dwarfs -- for Eaves' white hair and the players' lack of height.

As it turned out, Jimmy Fibbe wasn't the final hero in the game. After Fibbe's free throws made it 61-60, Rupp called two consecutive timeouts, which in those days allowed a team to inbound the ball from midcourt.

The pass went to Allen Feldhaus, and unbelievably, he had a clear drive to the basket with no defender blocking his way. For a second, Auburn's victory seemed dashed. But then came the most memorable defensive play ever made at the Sports Arena. John Helmlinger, a 6-foot-6 center who wasn't among the Seven Dwarfs, reached from behind Feldhaus and blocked his shot.

Game over. Auburn had won.

The Tigers clinched the conference championship a week later by beating Alabama in overtime at Montgomery. That game was dramatic -- won on Ray Groover's last-second lay-up -- but it lacked the historical significance of the previous week's victory.

And besides, it wasn't played at the Sports Arena.



Head coach Joel Eaves is interviewed following Auburn's 61-60 upset of Kentucky in the first televised game at Auburn.



## ADMINISTRATION

# Dr. Jay Gogue, President



Jay Gogue began his tenure as Auburn University's 18th president on July 16, 2007.

The Waycross, Ga., native is a 1969 AU alumnus. He received his bachelor's and master's degrees in horticulture from AU and a doctorate in horticulture from Michigan State University in 1973.

Gogue arrived at AU with ample experience in the top ranks of University leadership.

He was selected president of New Mexico State University in 2000 and, in 2003, named chancellor of the University of Houston System and president of the University of Houston.

Gogue worked for the National Park Service from 1973 to 1986, starting as a field research scientist and rising to the position of chief administrative scientist for several regions of the U.S. Park system.

He began his distinguished career in higher education administration in 1986 as associate director of the Office of University Research at Clemson University, where he also served as vice president for research and vice president/vice provost for agriculture and natural resources. Utah State University selected Gogue as provost in 1995.

Gogue and his wife, Susie, met in the eighth grade as classmates in their native Waycross. They were married during their undergraduate years at Auburn. Susie also earned her undergraduate and graduate degrees from AU. They are the parents of three children and have two grandchildren.

He is a member of Phi Kappa Phi and Golden Key honor societies, Sigma Chi Fraternity, Sigma Xi scientific research society and the National Society of Scabbard and Blade, the honorary military society for all branches of service. Gogue previously served as an accreditation reviewer for the Pacific Northwest Association of Schools and Colleges.



Jay and Susie Gogue



# Jay Jacobs, Athletics Director



Auburn Director of Athletics Jay Jacobs has a vision of leading Auburn Athletics to becoming the nation's preeminent Athletics Department. In his brief tenure at the helm of the Tigers' program, the department has prospered athletically, academically and financially.

Under Jacobs' leadership, Auburn Athletics has made major strides that have benefited Auburn student-athletes, coaches and fans.

Athletically, the Tigers have claimed seven national championships under Jacobs, including a school-record four titles in 2005-06, along with nine Southeastern Conference titles.

Last year, the Auburn men's and women's swimming and diving programs each won NCAA titles, while eight programs finished in

the top 15 nationally, including seven that recorded top 10 finishes on the national level.

Individually in 2006-07, Auburn produced 73 All-Americans, 37 All-SEC performers, 11 NCAA individual and relay champions, 24 Southeastern Conference champions and four Tiger student-athletes were named SEC Athlete of the Year in their respective sport.

Academically, Auburn has earned four public recognitions by the NCAA for scoring in the 90th-100th percentile nationally in the Academic Progress Rate (APR). The APR, which is a formula based upon student-athletes' retention and eligibility, has honored the men's golf program in 2005 and 2006 and the football team in 2006.

In 2006-07, four Auburn student-athletes were Academic All-Americans, four were named SEC Scholar Athletes of the Year, 106 earned Academic All-SEC honors and National Champion Kerron Stewart won the Honda Sports Award for Track and Field, presented annually to the nation's top collegiate female track and field athlete. A total of 40 percent of Auburn student-athletes earned grade point averages of 3.0 or better during the Spring 2007 semester, including 165 student-athletes that were honored at the annual Tiger Torch Banquet.

Jacobs, who gained strong business expertise as the Senior Associate Athletics Director for Tigers Unlimited prior to his appointment as Director of Athletics, has initiated several successful business ventures for the Athletics Department.

In December 2005, Auburn signed a five-year contract with Under Armour Performance Apparel to be the official outfitter of the University's athletic teams. The five-year contract, worth over \$10.6 million in sponsorship, product and additional benefits, provides Auburn's athletic teams Under Armour uniforms, cleats, apparel and accessories.

Auburn also extended its multi-media rights contract with ISP Sports for an additional nine years following the end of the current agreement in 2007. The new terms include revenue to the Athletics Department of an average of more than \$5.8 million annually, more than double the previous contract of nearly \$2.4 million per year.

Under Jacobs' leadership, Auburn has also moved forward with numerous facility projects designed to benefit Tiger athletic programs and their fans.

The approval in June 2007 of a new \$92.5 million state-of-the-art basketball arena and practice facility ranks among Jacobs' most significant accomplishments. Groundbreaking for the new arena will occur in the summer of 2008 with the facility opening prior to the 2010-11 season.

The 243,792 square foot facility, which will be built on campus north and west of the existing Beard-Eaves-Memorial Coliseum on Roosevelt Drive, will have an approximate capacity of 9,600. It will include over 29,000 square feet of student-athlete space, a two-court practice facility, coaches offices, the Auburn University Athletic Ticket Office, an AU Team Store, the relocated Lovelace Museum and two food courts, along with many other amenities.

The most recognizable completed project under Jacobs' watch has been the Jordan-Hare Stadium Phase 1C renovation, which was completed in August 2006. The renovations included new concessions and expanded restroom facilities on the west and east concourses along with a spacious plaza on the west side of the stadium.

For the 2007 football season, Auburn fans will enjoy a new \$2.9 million high definition (HD) video display scoreboard in the south end zone. The first of its kind in the Southeastern Conference, the HD display will measure approximately 30 feet high by 74 feet wide.

In 2005-06, Auburn opened the new Hutsell-Rosen Track, and a new wood



Jay Jacobs, Charles Barkley and coach Jeff Lebo at the 2006 Basketball Hall of Fame Induction in Springfield, Mass.

floor surface was placed over the old tartan floor at Beard-Eaves-Memorial Coliseum. Other projects set for completion for the 2007-08 academic year include a new tennis facility west of campus, an outdoor training pool located at the old Luther Young Tennis Complex and a golf training center.

For Jacobs, it was only fitting that he was named Auburn's 14th Director of Athletics on Dec. 22, 2004, after working in almost every area of the Auburn Athletics Department for the previous 20 years.

It was the final step for Jacobs in a career that had allowed him to gain a wide range of experiences in collegiate athletics, from the perspective of a student-athlete, to the position of Senior Associate Athletics Director for Tigers Unlimited, Auburn's fund-raising arm.

Jacobs grew up just 20 miles from Auburn in LaFayette and made several trips a year to the campus to watch athletic events. Later, after moving to Jacksonville, Fla., where he attended high school, he returned to Auburn for college. After walking on the Auburn football team, he earned two letters as an offensive tackle in 1982 and 1983. As a senior, he started for the SEC Championship Tigers that finished the season ranked third nationally.

Not long after his career ended against Michigan in the 1984 Sugar Bowl, Jacobs started the journey that led him to being named Director of Athletics.

After one season as a coach at Lee-Scott Academy in Auburn, Jacobs returned to his alma mater in 1985 as the Assistant Strength and Conditioning Coach. After serving two seasons (1986-88) as a graduate assistant football coach, Jacobs was named Conditioning Coach, a position he held for three years (1988-91).

In 1991 he became an Assistant Athletics Director. Three years later, he was promoted to Associate Athletics Director for Operations, overseeing a variety of support functions in the Athletics Department.

As the Senior Associate Athletics Director in charge of Tigers Unlimited from 2001-05, Jacobs oversaw the fund-raising efforts that secured approximately \$60 million in gifts the last three years. He spearheaded a \$90 million capital campaign, the largest in Auburn athletics history.

Jacobs earned his undergraduate and master's degree in business administration from Auburn in 1985 and 1988, respectively. He is married to the former Angie Sapp of Dublin, Ga. The couple has three daughters, Haley, Meagan, and Jayne.



Jay Jacobs with family (l to r): Meagan, Jayne, Angie and Haley





# ADMINISTRATION

2007-08 Outlook

2007-08 Tigers

Coaching Staff

2007-08 Opponents

2006-07 Review

Tiger Records

AU Hoop History

Tiger Tracks

Administration



**Judy Mask**  
Executive Asst.,  
Facilities &  
Operations



**Mary Mask**  
Athletic Business  
Assistant



**Kathy McCollough**  
Exec. Secretary,  
Donor Services &  
Annual Giving



**Rich McGlynn**  
Associate AD,  
Compliance



**Dede McKeller**  
Academic  
Counselor



**Brent McNeely**  
Manager,  
Athletic Facilities  
Operations



**Vicki Meetze**  
Director, Develop-  
ment Operations &  
Programs



**David Mines**  
Assistant AD,  
Compliance



**Tina Minor**  
Accounts Payable  
Specialist



**Matt Morgan**  
Pilot



**Lisa Mullins**  
Ticket Specialist



**Amy Myatt**  
Receptionist,  
Coliseum



**Stephen  
Naughton**  
Director,  
Ticket Office



**Jim Neese**  
Pilot



**Hillary Nowland**  
Asst. Director,  
Donor Services &  
Giving



**Cathy Ogletree**  
Academic  
Administrative  
Assistant



**Jolene  
Patterson**  
Executive Assistant



**Kirsten Perkins**  
Academic  
Counselor/  
Learning Specialist



**Ron Pilz**  
Director,  
Air Transportation



**Kim Presley**  
Business Office  
Supervisor



**Mark Richard**  
Sr. Assoc. AD,  
Team Support



**Anne Riedel**  
Athletics Program  
Assistant



**Jeremy Roberts**  
Dir., Operational  
Support  
Services



**Mike Roberts**  
Sports Medicine  
Director



**Janice Robinson**  
Life Skills Coor-  
dinator/Academic  
Counselor



**Dave  
Rosenblatt**  
Athletics Museum  
Coordinator



**Kathleen Rourke**  
Office  
Administrative  
Assistant



**Troy Smith**  
Academic  
Counselor



**Virgil Starks**  
Sr. Assoc. AD,  
Student-Athlete  
Support Services



**Jeff Steele**  
Assoc. AD,  
Athletic Facilities



**Joy Stephenson**  
Administrative  
Assistant



**Ben Thomas**  
Director,  
Athletics Events



**Gary Waters**  
Faculty Athletics  
Representative



**Jean Welsh**  
Coor., Acad. Com-  
pliance & Elig.



**Joe Whitt**  
Assistant AD



**Bob  
Whittenburg**  
Ticket Office



**Terry Windle**  
Sr. Assoc. AD  
& CFO



**Brett Wohlers**  
Academic  
Counselor



**Jennifer Wright**  
Accountant,  
Business Office



**Helen Yates**  
Asst. Director, Ath-  
letics Development



## 2007-08 AUBURN BASKETBALL

# Media Outlets

The following members of the media cover Auburn Basketball throughout the season on a daily basis. Each would be interested in news and feature items.

### NEWSPAPERS

**Anniston Star**, 4305 McLellan Blvd., Anniston, AL 36202  
(256) 235-3576; FAX (256) 241-1991  
Jimmy Creed, Sports Editor • [jcreed@annistonstar.com](mailto:jcreed@annistonstar.com)  
Joe Medley, Beat Writer • [jmedley@annistonstar.com](mailto:jmedley@annistonstar.com)

**Associated Press**, 201 Monroe St., Suite 1940, Montgomery, AL 36104  
(334) 262-5947 • Fax (334) 265-7177  
John Zenor • [jzenor@ap.org](mailto:jzenor@ap.org)

**Atlanta Journal-Constitution**, 101 Marietta Street NW, Atlanta, GA 30303 (404) 526-5331 • Fax (404) 526-5977  
Tony Barnhart, Sports Editor • [tbarnhart@ajc.com](mailto:tbarnhart@ajc.com)

**Auburn Plainsman**, Auburn University, Auburn, AL 36849  
(334) 844-9104 • Fax (334) 844-9114  
Sports Editor

**Birmingham News**, 2200 4th Ave. North, Birmingham, AL 35203  
(205) 325-2431 • Fax (205) 325-2425  
Tom Arenberg, Sports Editor  
Charles Goldberg, Beat Writer • [goldcrim@hotmail.com](mailto:goldcrim@hotmail.com)  
Kevin Scarbinsky, Columnist • [scarbo1961@aol.com](mailto:scarbo1961@aol.com)

**Columbus Ledger-Enquirer**, 17 West 12th St., Columbus, GA 31902 (706) 571-8500 • Fax (706) 576-6290  
Kevin Price, Sports Editor  
Christa Turner, Beat Writer • [turnerc@ledger-enquirer.com](mailto:turnerc@ledger-enquirer.com)  
Troy Johnson, Columnist • [troyznoiz@aol.com](mailto:troyznoiz@aol.com)

**Decatur Daily**, 201 1st Avenue SE, Decatur, AL 35601  
(256) 353-4612 • Fax (256) 340-2392  
Mark Edwards, Sports Editor  
Ross Dellenger, Beat Writer • [dellenger@gmail.com](mailto:dellenger@gmail.com)

**Dothan Eagle**, 227 North Oates Street, Dothan, AL 36303  
(334) 792-3141 • Fax (334) 712-7979  
Jon Johnson, Sports Editor • [jjohnson@dothaneagle.com](mailto:jjohnson@dothaneagle.com)

**Florence Times Daily**, 219 W. Tennessee St., Florence, AL 35630  
(256) 766-3434 • Fax (256) 740-4717  
Gregg Dewalt, Sports Editor • [gregg.dewalt@timesdaily.com](mailto:gregg.dewalt@timesdaily.com)

**Gadsden Times**, 401 Locust Street, Gadsden, AL 35901  
(256) 549-2054 • Fax (256) 549-2105  
Matthew Martin, Sports Editor • [matthew.martin@gadsdentimes.com](mailto:matthew.martin@gadsdentimes.com)

**Huntsville Times**, 2317 Memorial Parkway, Huntsville, AL 35801  
(256) 532-4430 • Fax (256) 532-4420  
John Pruet, Sports Editor • [pruettjb@aol.com](mailto:pruettjb@aol.com)  
Phillip Marshall, Beat Writer • [pmarsh9485@msn.com](mailto:pmarsh9485@msn.com)

**Mobile Press-Register**, 401 North Water Street, Mobile, AL 36602  
(251) 219-5669 • Fax (251) 219-5797  
Randy Kennedy, Sports Editor  
Evan Woodbery, Beat Writer • [ewoodbery@yahoo.com](mailto:ewoodbery@yahoo.com)  
Tommy Hicks, Columnist • [thixx25@aol.com](mailto:thixx25@aol.com)

**Montgomery Advertiser**, 425 Moulton Ave., Montgomery, AL 36104 (334) 240-0193 • Fax (334) 261-1548  
L.C. Johnson, Sports Editor • [lcjohnson@gannett.com](mailto:lcjohnson@gannett.com)  
Jay G. Tate, Beat Writer • [jaythehero@gmail.com](mailto:jaythehero@gmail.com)

**Opelika-Auburn News**, P.O. Drawer 2208, Opelika, AL 36803  
(334) 749-6271 • Fax (334) 749-1228  
Mike Szvetitz, Sports Editor • [msvetitz@oanow.com](mailto:msvetitz@oanow.com)  
Collin Mickle, Beat Writer • [cmickle@oanow.com](mailto:cmickle@oanow.com)

### RADIO

**TIGER COMMUNICATIONS**, 2514 South College, Suite 104  
Auburn, AL 36832  
(334) 887-9999 • Fax (334) 826-9599  
Drew Peacock, Sports Director • [drew@thetiger.fm](mailto:drew@thetiger.fm)

**WANI (1400 AM)**, P.O. Box 950, Auburn, AL 36831  
(334) 826-2929 • Fax (334) 826-9151  
Ben Taylor, Sports Director • [btaylor@wani1400.com](mailto:btaylor@wani1400.com)

**WKKR (97.7 FM)**, P.O. Box 2329, Opelika, AL 36803  
(334) 745-4657 • Fax (334) 749-1520  
Wody Ross, News Director

**WERC (960 AM)**, THE PAUL FINEBAUM RADIO NETWORK  
530 Beacon Parkway W., Suite 600, Birmingham, AL 35209  
(205) 942-9600 • Fax (205) 942-2536  
Pat Smith, Sports Director • [patsmith@mindspring.com](mailto:patsmith@mindspring.com)

**WJOX (690 AM)**, 244 Goodwin Crest Dr., Suite 300, Birmingham, AL 35209 • (205) 945-4646 • Fax (205) 942-8959  
Ryan Haney, Sports Contact • [ryan.haney@citcomm.com](mailto:ryan.haney@citcomm.com)

**WNSP (105.5 FM)**, P.O. Box 161489, Mobile, AL 36616  
(251) 438-5460 • Fax (251) 479-5462  
Wayne Gardener, Sports Contact • [wayne@wnsp.com](mailto:wayne@wnsp.com)

### AUBURN NETWORK

Rod Bramblett, Auburn Network, P.O. Box 950, Auburn, AL 36831  
(334) 826-2929 • [bramblett@aunetwork.com](mailto:bramblett@aunetwork.com)  
Daymeon Fishback, Auburn Network, P.O. Box 950, Auburn, AL 36831  
(334) 826-2929 • [daymeon\\_fishback@ml.com](mailto:daymeon_fishback@ml.com)

### SPECIALTY

**Inside the Auburn Tigers Magazine**, P.O. Box 4037, Auburn, AL 36830 (334) 887-7100 • Fax (334) 887-7175  
Mark Murphy, Editor • [insideautigers@mindspring.com](mailto:insideautigers@mindspring.com)  
Jason Caldwell • [jc@tigerdesign.com](mailto:jc@tigerdesign.com)

**RIVAL.COM (Auburnsports.com)**  
(334) 201-3301 • Bryan Matthews, Editor • [bryan@rivals.com](mailto:bryan@rivals.com)

## TELEVISION

**WBRC (Fox Ch. 6)** 1720 Valley View Drive, Birmingham, AL 35201

(205) 583-4345 • Fax (205) 583-4356

(FOX) Rick Karle, Sports Director • [sports@wbrc.com](mailto:sports@wbrc.com)

**ABC 33/40 (Ch. 33/40)** 800 Concourse Pkwy., Suite 200  
Birmingham, AL 35244; (205) 982-3988 • Fax (205) 982-3942

(ABC) Mike Raita, Sports Director • [miker@abc3340.com](mailto:miker@abc3340.com)

**WVTM (Ch. 13)** 1732 Valley View Drive, Birmingham, AL 35209  
(205) 558-7348 • Fax (205) 323-3314

(NBC) Don Hawes, Sports Director • [don.hawes@nbc.com](mailto:don.hawes@nbc.com)

**WIAT (Ch. 42)** 2075 Golden Crest Dr., Birmingham, AL 35209  
(205) 322-4200 • Fax (205) 326-3915

(CBS) Brad Radice, Sports Director • [bradice@wiat.com](mailto:bradice@wiat.com)

**WAAY (Ch. 31)** P.O. Box 2555, Huntsville, AL 35804

(256) 533-3131 (Ext. 212 or 7) • Fax (256) 533-5191

(ABC) T.W. Starr, Sports Director • [starr@waaytv.com](mailto:starr@waaytv.com)

**WAFF (Ch. 48)** 1414 North Memorial Pkwy., Huntsville, AL 35804

(256) 533-6397 • Fax (256) 534-4101

(NBC) Scott Theisen, Sports Director • [sports@waff.com](mailto:sports@waff.com)

**WHNT (Ch. 19)** 200 Holmes Ave., Huntsville, AL 35801

(256) 535-9287 • Fax (256) 536-9468

(CBS) John Pearson, Sports Director • [john.pearson@whnt.com](mailto:john.pearson@whnt.com)

**WALA (Ch. 10)** P.O. Box 1548, Mobile, AL 36633

(334) 434-1065 • Fax (334) 434-1023

(NBC) Eric Richey, Sports Director • [erichey@fox10tv.com](mailto:erichey@fox10tv.com)

**WKRG (Ch. 15)** 555 Broadcast Drive, Mobile, AL 36606

(251) 662-3003 • Fax (251) 473-8130

(CBS) Randy Patrick, Sports Director • [rpatrick@wkrg.com](mailto:rpatrick@wkrg.com)

**WAKA (Ch. 8)** 3020 East Blvd., Montgomery, AL 36116

(334) 420-3226 • Fax (334) 244-7859

(CBS) Dee Jackson, Sports Director • [djackson@waka.com](mailto:djackson@waka.com)

**WNCF (Ch. 32)** 3251 Harrison Road, Montgomery, AL 36109

(334) 271-6330 • Fax (334) 270-2848

(ABC) David Wilkinson, Sports Director • [dwilkinson@wncftv.com](mailto:dwilkinson@wncftv.com)

**WSFA (Ch. 12)** P.O. Box 250251, Montgomery, AL 36125-0251

(334) 613-8299 • Fax (334) 613-8303

(NBC) Jeff Shearer, Sports Director • [jshearer@wsfa.com](mailto:jshearer@wsfa.com)

**WRBL (Ch. 3)** P.O. Box 270, Columbus, GA 31902

(706) 324-6397 • Fax (706) 323-0841

(CBS) Dan Edward, Sports Director • [dedward@wrbl.com](mailto:dedward@wrbl.com)

**WTVM (Ch. 9)** 1909 Wynnton Road, Columbus, GA 31906

(706) 322-5734 • Fax (706) 327-0179

(ABC) Dave Platta, Sports Director • [thenewsleader@wtvm.com](mailto:thenewsleader@wtvm.com)



## Road Headquarters

### Tulane (Nov. 8-9)

Marriott Metairie at Lakeway  
3838 N. Causeway Blvd. • Metairie, LA 70002  
(504) 836-5253 • FAX (504) 836-5258

### Charleston Southern (Nov. 18-19)

Renaissance Charleston  
68 Wentworth Street  
Charleston, SC 29401  
(843) 534-0300 • FAX (843) 534-0700

### George Washington (Dec. 1-2)

Renaissance Mayflower  
1127 Connecticut Ave. NW  
Washington, DC, 20036  
(202) 347-3000 • FAX (202) 776-9182

### West Virginia (Dec. 4-5)

The Tutwiler Hotel  
2021 Park Place  
Birmingham, AL 35203  
(205) 322-2100 • FAX (205) 325-1183

### Southern (Dec. 14-15)

Renaissance Riverview Plaza  
64 South Water Street  
Mobile, AL 36602  
(251) 438-4000 • FAX (251) 415-0123

### Florida (Jan. 11-12)

Hilton UF Conference Center  
1714 SW 34th Street • Gainesville, FL 32607  
(352) 371-3600 • FAX (352) 371-0306

### LSU (Jan. 15-16)

Embassy Suites  
4914 Constitution Ave. • Baton Rouge, LA 70808  
(225) 924-6566 • FAX (225) 923-3712

### Alabama (Jan. 25-26)

Hilton Garden Inn  
800 Hollywood Drive  
Tuscaloosa, AL 35405  
(205) 722-0360 • FAX (205) 722-0379

### Vanderbilt (Feb. 1-2)

Loews Vanderbilt Plaza  
2100 West End Ave. • Nashville, TN 37203  
(615) 320-1700 • FAX (615) 320-5019

### Ole Miss (Feb. 15-16)

Downtown Inn & Suites  
400 N. Lamar Blvd.  
Oxford, MS 38655  
(662) 234-3031 • FAX (662) 234-2834

### Tennessee (Feb. 19-20)

Knoxville Marriott  
500 Hill Ave., SE • Knoxville, TN 37915  
(865) 637-1234 • FAX (865) 594-4348

### Mississippi State (Feb. 26-27)

Hotel Chester  
101 N. Jackson Street • Starkville, MS 39759  
(662) 323-5005 • FAX (662) 320-7006

### Arkansas (Mar. 7-8)

Cosmopolitan  
70 North East Ave. • Fayetteville, AR 72701  
(479) 442-5555 • FAX (479) 442-2105

### SEC Tournament (Mar. 13-16)

J.W. Marriott, Lenox Square  
3300 Lenox Road  
Atlanta, GA 30326  
(404) 262-3344 • FAX (404) 262-8603



# 2007-08 AUBURN BASKETBALL



**Mike Hubbard**  
President



**Jon Cole**  
VP/General Manager



**Rod Bramblett**  
Play-by-Play/TV



**Daymeon Fishback**  
Analyst

The Auburn ISP Sports Network is the exclusive producer and marketer of Auburn sports programming and offers radio and television programming, gameday publications and Internet services to Auburn fans worldwide.

The Network is in charge of all marketing and advertising opportunities associated with Auburn athletics. Such projects include radio and television broadcasts, coaches' television shows and pay-per-view and cable telecasts for various sports. Additionally, the Network is responsible for signage, event marketing and promotional opportunities. Auburn's award-winning gameday programs are published by the Network, in concert with the Athletics Department.

For more information on the multimedia rights held by Auburn ISP Sports Network or for advertising opportunities, call (334) 826-2929, or visit them on the Internet at [www.AuburnTigers.com](http://www.AuburnTigers.com).

**Mike Hubbard**, in his 25th year at Auburn, serves as President of the Auburn ISP Sports Network. A 1983 broadcast journalism graduate of the University of Georgia, Hubbard served six years as Associate Sports Information Director prior to joining the Network. He has directed Auburn's broadcast network operations since 1990.

Hubbard is also a member of the Alabama House of Representatives, representing House District 79, including portions of Auburn, Opelika and Auburn University. Hubbard's wife, Dr. Susan Hubbard, is Associate Dean of Auburn University's College of Human Sciences at Auburn University. The Hubbards have two sons, Clayte and Riley.

## Contacting the Auburn ISP Sports Network:

All questions related to advertising associated with Auburn athletics or questions regarding broadcasts, publishing, Internet or promotional marketing rights, may be answered by calling the Auburn ISP Sports Network at 334.826.2929.

Mike Hubbard .....	President
Jon Cole .....	VP/General Manager
Rod Bramblett...Play-by-Play/Dir. of Broadcast Services	
Steve Witten.....	General Sales Manager
Mark Payne .....	Assistant General Manager
Audra Plummer.....	Video Operations
Sam Brumbelee.....	Radio Operations
Kevin Duvall.....	Engineer/Tech Mgr.
Drew King.....	Account Executive
Wilbur Christy .....	Regional Sales
Billy Ferris .....	TV Production Assistant
Tracy Ledbetter.....	Administrative Assistant
Ed Bagwell.....	Vending Director

## Auburn ISP Sports Network Basketball Affiliates

City	Call Letters	Freq.	City	Call Letters	Freq.
Abbeville.....	WESZ-FM	98.7	Jackson.....	WHNB-FM	94.5
Alexander City.....	WKGA-FM	97.5	Jasper.....	WQJJ-FM	97.7
Andalusia.....	WAAO-FM	103.7	McComb, MS.....	WHNY-AM	1250
Anniston.....	WTDR-FM	104.3	Mobile.....	WNSP-FM	105.5
Auburn-Opelika.....	WKKR-FM	97.7	Montgomery.....	WMSP-AM	740
Birmingham.....	WJOX-FM	100.5	Montgomery.....	WLWI-FM	92.3
Centre.....	WEIS-AM	990	Moulton.....	WALW-FM	98.3
Columbus, GA.....	WSHE-AM	1270	Oneonta.....	WCRL-AM	1570
Cullman.....	WKUL-FM	92.1	Oneonta.....	WKLD-FM	97.7
Decatur.....	WHOS-AM	800	Panama City, FL.....	WLTC-AM	1430
Demopolis.....	WZNF-FM	106.5	Pensacola, FL/Flomaton	WPFL-FM	105.1
Demopolis.....	WXAL-AM	1400	Roanoke/LaGrange.....	WELR-FM	102.3
Dothan.....	WLDA-FM	100.5	Scottsboro.....	WZCT-AM	1330
Evergreen.....	WTID-FM	101.1	Selma.....	WHBB-AM	1490
Evergreen.....	WJJK-AM	1470	Selma.....	WDXX-FM	100.1
Foley.....	WHEP-AM	1310	Sheffield/Shoals Area...	WBTC-AM	1290
Fort Payne.....	WZOB-AM	1250	Talladega.....	WTDR-FM	92.7
Gadsden.....	WGAD-AM	930	Tuscaloosa.....	WTBC-AM	1230
Greenville.....	WQZX-FM	94.3	Vernon.....	WVSA-AM	1380
Guntersville.....	WTWX-FM	95.9	Vernon.....	WJEC-FM	106.5
Haleyville.....	WJBB-FM	92.7	Sirius Satellite Radio		
Huntsville.....	WBHP-AM	1230			
Jackson.....	WRJX-AM	1230			

(check Auburn Basketball game notes and [www.sirius.com](http://www.sirius.com) for channel #)



Selected Auburn basketball and football broadcasts can be heard on Sirius Satellite Radio.



Play-by-play announcer and 2007 Ala. Sportscaster of the Year, Rod Bramblett (l), and analyst Daymeon Fishback, a member of Auburn's 1999 SEC Championship team.

## Auburn Basketball Review Airs Saturdays

Market	Station	Channel	Day/Time*
Birmingham	ABC 33/40	33/40	TBA
Columbus, GA	WCGT-TV	16	TBA
Huntsville	WZDX-TV	54	TBA
Mobile/Pensacola, FL	WJTC-TV	44	TBA
Montgomery	WSFA-TV	12	TBA
Opelika	WSWS-TV	66	TBA
Regional Cable	Comcast/Charter Sports Southeast		TBA

\* All Times Central

2007-08 Outlook  
2007-08 Tigers  
Coaching Staff  
2007-08 Opponents  
2006-07 Review  
2006-07 Tiger Records  
AU Hoop History  
Tiger Tracks  
Administration

# Media Notes

## PRESS CREDENTIALS

All requests for working press, photo and broadcast credentials for Auburn's 2007-08 home basketball games should be made in writing on company letterhead. Single game credentials (press and photo) must be requested to Chuck Gallina no later than NOON two days before the game.

Direct all requests to Chuck Gallina, Associate Media Relations Director, Auburn Athletic Department, P.O. Box 351, Auburn, AL 36831-0351 or FAX (334) 844-9708. All credentials which cannot be mailed are left at the will-call window at the athletic department entrance to Beard-Eaves-Memorial Coliseum.

### Credential and Access Guidelines for Media Covering Auburn Athletics

- Auburn's goal is to disseminate information as widely, uniformly and fairly as possible using normally accepted media standards.
- Media must meet the following guidelines in order to be granted credentials. Only media that meet the criteria will be considered for access to Auburn's press conferences and other media opportunities.
- The number of credentials issued is limited by available resources. Due to space and facility restrictions, access, seat assignments on press row as well as sideline or courtside photography will be made on a space available basis. In some situations, pool reporting may be necessary.

## PRINT

1. Daily newspapers are eligible to apply for credentials and access to media opportunities. The granting and number of credentials will be based on circulation of the newspaper on a space available basis.
2. Weekly newspapers should contact the Alabama Press Association to request credentials.
3. Speciality publications that cover college basketball or sports in the host site of the two participating schools are eligible to be granted credentials on a space available basis.

## TELEVISION

1. Television stations that have nightly news broadcasts that include sports coverage are eligible to apply for credentials. All other stations will be filled on a space available basis.
2. Student television stations from the two participat-

ing schools are eligible to apply for credentials.

## RADIO

1. National and regional networks are eligible to apply for credentials.
2. Radio stations that employ a full-time sports director and regularly air sports news are eligible to apply for credentials. Credentials will be granted on a space available basis.

## INTERNET

1. Internet sites of the home and visiting school (as determined by the Media Relations Director) are eligible to apply for credentials.
2. The internet site that is the official online service of the national cable network that is televising the game will receive credentials in accordance with conference contractual obligation.
3. Auburn's policy is to issue credentials only to those online organizations whose primary purpose is gathering news and disseminating it and for which other commercial activities are ancillary (e.g. CNN/SI).
4. Other internet sites must meet each of the following guidelines in addition to meeting the above criteria to be eligible to apply for credentials and access as determined on a space available basis.
  - Web site must be a legal, corporate entity.
  - Web site must provide daily coverage of Auburn or the visiting team with its own full-time staff of reporters, photographers and equipment.
  - Web site must travel to and cover all basketball away games and all major post-season events.
  - Web site must be accredited by home university as working media.

The credential authorizes the use by an accredited organization for news coverage of the game or event. Any unauthorized use of credentials subjects the bearer to ejection from the location the event is being held and subjects the accredited organization to revocation of its credentials for future Auburn athletic events. The accredited organization and bearer assume all risk incident to the performance by the bearer.

## SEC "REAL-TIME" INTERNET POLICY

By acceptance and use of this credential, the holder agrees to the following conditions for any and all basketball games hosted by the SEC and its member institutions:

1. The SEC and its member institutions grant a media organization a limited license to use certain gathered information on the media organization's own Internet or online site beginning at the start of an athletic event and up to the conclusion of such event, all subject to the following limitations and conditions:

(a). No more than 10 still photographers may be used for news coverage of the game and other editorial purposes. Such still photographers must be used on a time-delayed basis, that is at least five minutes after the happening of the event depicted by the still photograph.

(b). It is agreed that video tape is NOT to be used on an Internet or online site (except that video tape may be shown as part of a single, non-archived, online "simulcast" of a television station's regularly-scheduled news program.

(c). While a game is in progress, the use of textual statistical information is time-delayed and limited in amount (e.g., updates pertaining to score (detail only given in quarterly game updates), injuries and national, conference or institutional record-breaking performances, a condensed halftime story) so that an organization's Internet or online game coverage does not undercut the authorized and rights-paying fee organization's rights to play-by-play accounts of the game and/or exclusivity as to such rights.

2. Any proposed media use on an Internet or online sight of the game information that is more detailed and/or more than described above will require separate written authorization by the SEC and/or its member institutions. However, such written authorization will not permit the use of game information in entertainment contexts and will not authorize game coverage that, due to immediacy or detail, constitutes or approaches a play-by-play account of a game.

3. Should any of these conditions be breached, the SEC and/or its member institutions will issue a written warning for the first violation. If this violation occurs during the last game of the institutions' regularly-scheduled season, the media organization may not be credentialed for the SEC Tournament or the NCAA Tournament. A second violation of this policy will result in revocation of credentials to cover future basketball games hosted by the SEC and/or its member institutions.

## PRESS SERVICES

The Auburn Media Relations Department provides the news media with a press workroom. The press room is located on the second floor of Beard-Eaves-Memorial Coliseum, Room 2033A. Access to the press room is limited to those with working credentials.

A pregame meal will be served two hours before tip-off. Several telephones (collect and credit card calls only) and ethernet are available in the press workroom. Programs, fact sheets, halftime and final statistics, a play-by-play and postgame coaches' quotes will be provided.

A FAX machine staffed by the Auburn Media Relations Department will be available. Student operators are available to send copy free of charge. Please coordinate any particular filing needs through Chuck Gallina.

## KEY TELEPHONE NUMBERS & ADDRESSES

Media Relations: (334) 844-9800  
 Media Relations FAX: (334) 844-9807  
 Athletic Department: (334) 844-4750  
 Auburn Network: (334) 826-2929  
 Athletic Ticket Office: (334) 844-4040, 1-800-AUB-1957  
 Satellite Uplink: (334) 844-5707  
 SEC Media Relations: (205) 458-3010

Mailing Address:	Overnight Address:
P.O. Box 351	Athletic Complex
Auburn, AL 36831-0351	392 South Donahue Drive
	Auburn, AL 36849



## RADIO RIGHTS

One official radio network for the visiting team must be designated in writing by the team's athletic director or media relations director. Visiting radio stations should coordinate all plans through Chuck Gallina. Credentials will be issued for courtside positioning. There is no fee.

Broadcasts of the Auburn basketball games are produced and distributed by the Auburn Network. Any station wishing to join the network should contact Mike Hubbard, President, Auburn Network, P.O. Box 950, Auburn, AL 36831-0950, or call (334) 826-2929.

## TV RIGHTS

The right to televise Auburn basketball games is solely that of the University and the Southeastern Conference. Permission to telecast games must be granted by the Athletic Director's Office at Auburn and the Commissioner's Office of the Southeastern Conference.

## PHONE LINES

Two broadcast lines will be available at court-side along press row for use by the official visiting network. This service is free, courtesy of the Auburn Network and the SEC Radio Broadcasters' Association.

## INTERVIEWS

Postgame interviews will be coordinated by the Auburn Media Relations Department. Coach Jeff Lebo and the visiting coach will conduct postgame press conferences in the interview room, Room 2034, located adjacent to the press workroom. The Auburn dressing room will be closed following home games. Requested players can be available for postgame comments in the interview room.

Interviews during the week with Jeff Lebo or

any Auburn players should be arranged through the Auburn Media Relations Department. Coach Lebo has four teleconferences each week, two for the Southeastern Conference at 11:03 am (CST) Monday and Thursday and two for Auburn at 2:30 pm (CST) Monday and Thursday. Player interviews may be conducted before or after practice at Beard-Eaves-Memorial Coliseum. Player phone numbers will not be given out, but the Media Relations staff will make every effort to see that phone calls are returned. Please contact Chuck Gallina to schedule interviews.

## TELECONFERENCES

Coach Jeff Lebo will hold a series of teleconferences throughout the 2007-08 season. SportsSystems will handle the telephone hookup. There are unlimited phone lines available for both in-state and out-of-town media. During each press conference, Coach Lebo will review Auburn's most recent games and preview the upcoming games. All members of the media, who write game previews or glances, are encouraged to join the teleconference. Lebo also will entertain any questions. Radio stations also are encouraged to participate in the teleconference. Please contact the Auburn Media Relations Department for a complete schedule of press conferences and the telephone number needed to hook into the system.

All 12 of the Southeastern Conference coaches will participate in teleconferences twice weekly (Mondays and Thursdays). The teleconferences will be coordinated through the Media Relations Department of the league office. Coach Lebo will be on at 11:03 am (CST). Please contact either SEC Associate Director of Media Relations DeWayne Peavy at (205) 458-3010 or the Auburn Media Relations Department for the phone number needed to hook into the system.

## COACHES TELECONFERENCE

The 12 SEC head basketball coaches will be featured

on a teleconference from 10 am - noon (CST) during the 2007-08 conference season. The call will be held each Monday and Thursday from Monday, January 7 and concluding Monday, March 10.

Each coach will appear on the teleconference for seven minutes, according to the following schedule (All Times Central):

- 10:00 am Kevin Stallings (Vanderbilt)
- 10:07 am Billy Donovan (Florida)
- 10:14 am Dave Odom, (South Carolina)
- 10:21 am Dennis Felton (Georgia)
- 10:28 am John Brady (LSU)
- 10:35 am Billy Gillispie (Kentucky)
- 10:42 am Bruce Pearl (Tennessee)
- 10:49 am John Pelphrey, Arkansas
- 10:56 am Mark Gottfried (Alabama)
- 11:03 am Jeff Lebo (Auburn)**
- 11:10 am Andy Kennedy (Ole Miss)
- 11:17 am Rick Stansbury (Mississippi State)

## SATELLITE FEEDS

Throughout the 2007-08 season, the Auburn Media Relations Department will provide game-day satellite feeds for non-televvised home games. The satellite feeds will include game highlights plus interviews with Coach Jeff Lebo and selected Auburn players. Please contact Chuck Gallina or Steve Sain for feed times and satellite coordinates.

## TIGERS ON THE WEB

All Auburn athletic information can be accessed on the Tigers' world wide web site. It includes daily updates, releases and media guides of all 21 of Auburn's intercollegiate athletic teams. The address is: [www.auburntigers.com](http://www.auburntigers.com).



## Note To The Media ... Auburn Media Relations: (334) 844-9800

The 2007-08 Auburn Basketball Media Guide has been put together in an effort to assist you in your coverage of the Tigers' basketball team this winter. We have tried to anticipate as many of your questions and needs as possible, and we hope the answers may be essentially found in the following pages.

If you have additional questions or needs, please contact the Auburn Media Relations Office at (334) 844-9800. We appreciate your interest in Auburn Basketball and look forward to working with you throughout the winter.



**Kirk Sampson**  
Asst. AD/  
Media Relations  
(sampska@auburn.edu)



**Chuck Gallina**  
Dir. of Media Relations  
Men's Hoops Contact  
(gallica@auburn.edu)



**Brad Gust**  
Associate Director  
(gustbra@auburn.edu)



**Carol White**  
Associate Director  
(whitecr@auburn.edu)



**Dan Froehlich**  
Associate Director  
(froehdp@auburn.edu)



**Matt Crouch**  
Assistant Director  
(mbc0002@auburn.edu)



**Megan Murren**  
Assistant  
(murremm@auburn.edu)



**Kathy Harker**  
Admin. Assistant  
(harkeka@auburn.edu)



**Steve Sain**  
Video Contact  
(sainste@auburn.edu)



**Todd Van Emst**  
Photographer  
(vanemtj@auburn.edu)

2007-08 Outlook  
2007-08 Tigers  
Coaching Staff  
2007-08 Opponents  
2006-07 Review  
Tiger Records  
AU Hoop History  
Tiger Tracks  
Administration