

Table of Contents

2012-13 AUBURN BASKETBALL

Table of Contents	1
Building a Winner	2-3
Recruiting the Nation's Best	4-5
Auburn Academic Support	6-7
Dribble Drive Offense	8-9
In Your Face Defense	10-11
Be a Part of Something Special	12-13
AU & Tony Barbee...A New Beginning	14-15
The Auburn Family	16-17
Auburn University	18-19
A Diverse University	20-21
City of Auburn, Nat'l. Top 10 City	22-23
Strength & Conditioning	24-25
Strength & Rehabilitation Center	26-27
2012-13 Schedule	28
2012-13 Numerical/Alphabetical Rosters	29
2012-13 Team Photo	30-31

2012-13 TIGERS

Shareif Adamu	32-33
Rob Chubb	34-35
Chris Denson	36-37
Asaiah Dixon-Tatum	38-39
Jordan Granger	40-41
Brian Greene Jr.	42-43
KT Harrell	44-45
Noel Johnson	46-47
Shaq Johnson	48-49
Allen Payne	50-51
Jordan Price	52-53
Frankie Sullivan	54-55
Josh Wallace	56-57
Tigers Walk-ons	58

COACHING STAFF

Head Coach Tony Barbee	60-63
Barbee vs. All Foes	64
Barbee, 2010 C-USA Champions	65
Barbee Spreading the Word	66
Barbee Throwing out the 1st Pitch	67
Barbee Golfing with Charles Barkley	68
Barbee Teaching at Basketball Camp	69
Assoc. Head Coach Ryan Miller	70-71
Assistant Coach Tony Madlock	72-73
Assistant Coach Milt Wagner	74-75
Dir. of BB Operations Randall Dickey	76
Exec. Dir. of Basketball Steve Smith	77
Basketball Support Staff	78-79
Administration	80
Auburn IMG Sports Network	81

AUBURN ARENA

Auburn Arena Exterior	82-83
Auburn Arena Interior	84-85
Auburn Arena Practice Facility	86-87
Locker Room	88-91
Weight Room	92-93
Training Room	94-95
Courtside Lounge	96-97
Scholarship Terrace	98-99
Inside Auburn Arena	100-101
Loveland Athletic Museum	102-103
Aerial of The Village/Auburn Arena	104-105
The Village Living	106-107
The Village Dining Hall	108-109
Auburn Tigers Travel	110-111

AUBURN TIGERS IN THE NBA

Charles Barkley	112
Jamison Brewer/Pat Burke	113
Bobby Cattage/Marquis Daniels	114

Adam Harrington/Eddie Johnson	115
Darrell Lockhart/John Mengelt	116
Mike Mitchell/Chris Morris	117
Mamadou N'diaye/Moochie Norris	118
Myles Patrick/Stan Pietkiewicz	119
Chuck Person/Wesley Person	120
Chris Porter/Aaron Swinson	121

AUBURN BASKETBALL

World Famous Fan Base	122-123
National Media Interest	124-125
Prime-Time Exposure	126-127
Charleston Classic	128-129
Boston, Mass.	130
United Center, Chicago, Ill.	131
SEC Tournament in Nashville	132-133
AU Championship Facilities	134-135
AU Tigers in the Olympics	136-137
SECond to None	138-139
1960 SEC Champions	140-141
1999 SEC Champions	142-143
1985 SEC Tournament Champions	144-145
1984 NCAA Tournament	146-147
1985 NCAA Tour. Sweet 16	148-149
1986 NCAA Tour. Elite 8	150-151
1987 NCAA Tournament	152-153
1988 NCAA Tournament	154-155
1999 NCAA Tour. Sweet 16/No. 1 Seed	156-157
2000 NCAA Tournament	158-159
2003 NCAA Tour. Sweet 16	160-161
National Invitation Tournament	162-163

HONORED TIGERS

All-Century Team	164
Retired Jerseys	165-169
All-Americans	170-180
All-SEC Players	181
Honors & Awards	182-185

AUBURN HOOP HISTORY

All-Time Lettermen	186-189
All-Time Numerical Roster	190-191
Individual Records	192-193
Team Records	194
Single Game Scoring/Rebounding	195
Career Leaders	196-197
Single-Season Leaders	198-201
1,000 Point Club	202-205
Auburn Cheerleaders	206



Auburn University is an equal opportunity educational institution/employer.

2012-13 Quick Facts

General Information

School	Auburn University
Location	Auburn, Alabama
Founded	October 1, 1856
Enrollment	25,134
Colors	Burnt Orange and Navy Blue
Nickname	Tigers
Conference	Southeastern
Arena	Auburn Arena (9,121)
President	Dr. Jay Gogue (Auburn '69)
Faculty Chairman of Athletics	Dr. Mary Boudreaux (LSU '79)
Athletic Director	Jay Jacobs (Auburn '85)
Head Coach	Tony Barbee (UMass '93)
Record at Auburn	26-36 (.419), 2 years
Overall Record	108-88 (.551), 6 years
Assoc. Head Coach	Ryan Miller (Northern State '00)
Assistant Coach	Tony Madlock (Memphis '91)
Assistant Coach	Milt Wagner (Louisville/Memphis '04)
Executive Dir. of Basketball	Steve Smith (UMass '81)
Dir. Basketball Operations	Randall Dickey (Ouachita Baptist '83)
2011-12 Auburn Record	15-16 Overall 5-11 SEC (t-10th, Western Division)
Media Relations Contact for Basketball	Chuck Gallina (Auburn '92) Office (334) 844-9800 Home (334) 502-0929



Auburn Arena

Credits

The 2012-13 Auburn Basketball Guide is published by the Auburn Athletic Department, Jay Jacobs, Director. Media Relations Director, Chuck Gallina, Editor. Page Design, Layout and Typesetting on Adobe InDesign by Chuck Gallina. Cover artwork by Tyler Trout and Chuck Gallina.

Special thanks for photographic contributions by Todd Van Emst, John Oliver, Bob Rosato (Sports Illustrated), John Reed, Cliff Williams, Patrick Murphy-Racey, Mike Cortez, David Coyle, Frank Couch, Jeff Etheridge, Auburn University Archives, Auburn Chamber of Commerce, NBA Photos, Getty Images, MSG Photos, Henry DiRocco, Darrell McAllister, Barry Fikes, Joe Maher, Brad Shelton, USA Basketball, Cameragraphics, Sam Oliver, Chuck Gallina and David Clay.

Much special thanks to Todd Van Emst, Kathy Harker and Scott Scroggins.



"My style is based around one word, that's pressure. We're going to oppose pressure to our opposing team for 40 minutes starting on the defensive end of the floor. That's where you win and compete for championships, on the defensive end of the floor. I believe in a man-to-man, hard-nosed, in your face, 40 minutes full-court selectively, when you can, (defense). I want to create a lot of our offense off of our defense. We'll play an up-tempo style that's fun and exciting for the team to play, fun and exciting for the fans to watch, but it's not helter-skelter."

-- Coach Tony Barbee



Building a Winner



Recruiting the Nation's Best



"We are going to go after and attract the best players in the country - the best that fit with me, Auburn University, with the Auburn Family and what it stands for.

"We are not going to be afraid of going after the best players in the state of Alabama.

"We are not going to be afraid of going after the best players in the Southeast region.

"We are not going to be afraid to go after the best players anywhere in the country. I promise you that."

-- Coach Tony Barbee



Jordan Price & Shaq Johnson
• Coach Tony Barbee's 1st two top 100 ranked signees



Noel Johnson
Consensus Top 56 prospect in 2009



Brian Greene Jr. (24), Jordon Granger (25), Jordan Price (10), No. 71 by Rivals, Shaq Johnson (5), No. 92 by ESPN



Auburn Basketball Graduates This Past Year
(l to r: Quantez Robertson, Rasheem Barrett, Larry Williams Jr., Lucas Hargrove, DeWayne Reed)

Charlotte G. Lowder Student-Athlete Development Center



Elizabeth Holbert
*Men's Basketball Academic
Counselor/
Learning Specialist*

"I will never lose sight of our main goal, making sure every single one of these men walk out of Auburn University with a degree that is going to put them on track for long-term success."

-- Coach Tony Barbee



Auburn Academic Support



Ralph B. Draughon Library





Dribble Drive Offense




"It's a system where you get five guys on the floor at any one time using their talents individually for the collective unit of the team. It's that in a nutshell. It's about spacing. It's an evolving offense depending on the strengths of your team."

-- Coach Tony Barbee

In Your Face Defense





"When people watch this team play, they're going to see a few things. One, how hard my team competes and how cohesive they are defensively. When my team is good defensively, people say it looks like they've got eight or nine guys on the floor at one time."

-- Coach Tony Barbee

Be a Part of Something Special





"The excitement level is at an all-time high. The expectations to go along with that are very high."

-- Coach Tony Barbee



Auburn & Coach Tony Barbee:

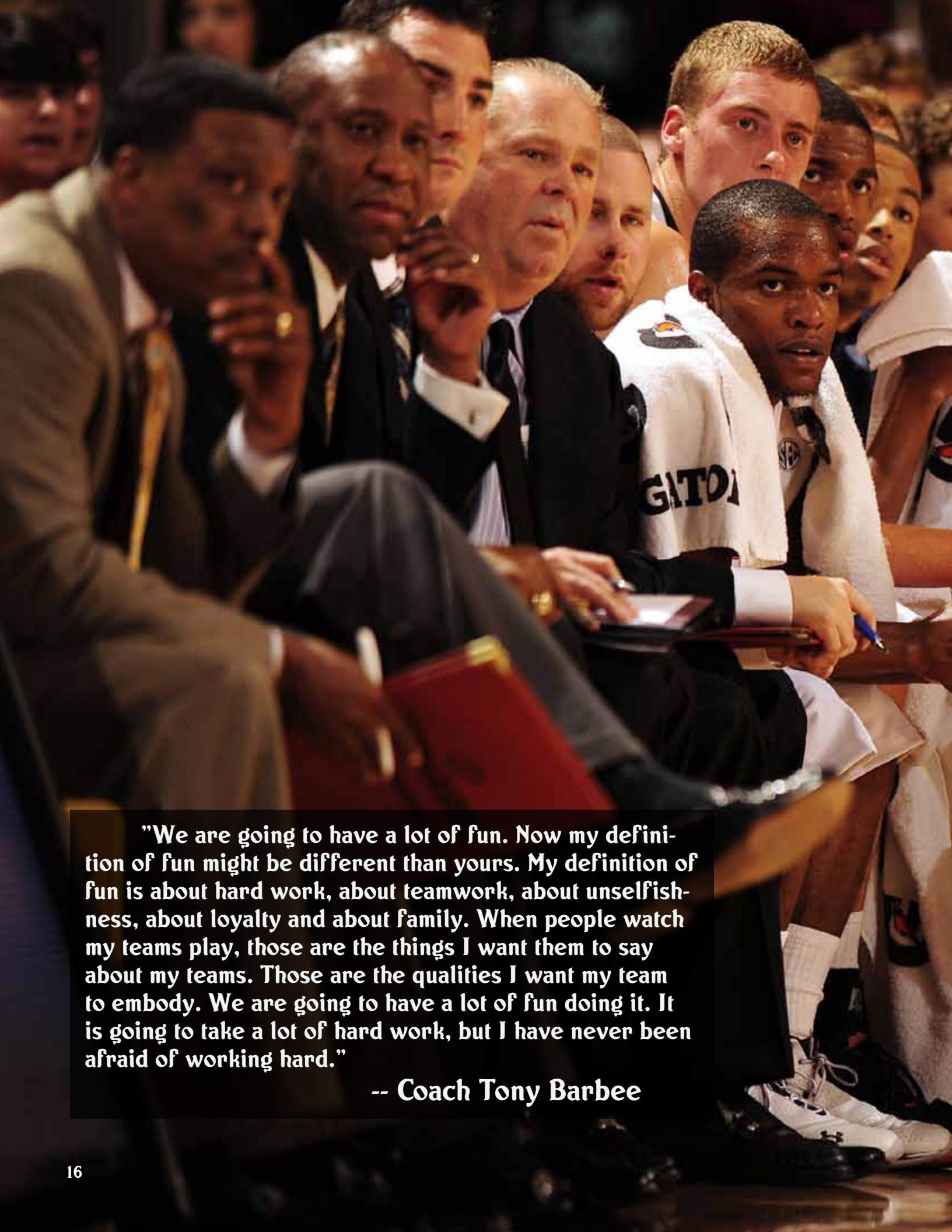
A Brand New Beginning



"War Eagle! It is a great day to be an Auburn Tiger! This unbelievable university, the community, the history of this program, and now when you add this arena on top of that has been made. The commitment I make to you is to take this men's basketball program to heights it has never been before. That is my commitment to you. We will play an exciting style of basketball. It will be fun for the fans. It will be entertaining. It will be fun for the players. In my 21 years in college basketball, I have been in post-season play 18 of 21 years. And I am madder than heck those three years we missed it."

-- Coach Tony Barbee



A group of men, likely coaches and players, are seated on a bench. They are wearing suits and ties, and some are wearing white towels. The man in the foreground is wearing a white towel with "GATOR" written on it. They are all looking towards the camera with serious expressions.

"We are going to have a lot of fun. Now my definition of fun might be different than yours. My definition of fun is about hard work, about teamwork, about unselfishness, about loyalty and about family. When people watch my teams play, those are the things I want them to say about my teams. Those are the qualities I want my team to embody. We are going to have a lot of fun doing it. It is going to take a lot of hard work, but I have never been afraid of working hard."

-- Coach Tony Barbee

The Auburn Family



AUBURN UNIVERSITY

Auburn's beautiful main campus--graced by greenery and open spaces and highlighted by historic Samford Park--is made up of 375 buildings spread across 1,875 acres. Buildings in the main campus area are within walking distance of each other. Residence halls are only a short walk from classrooms, dining and athletic facilities. Auburn is located in the Southeastern United States in east-central Alabama about 30 miles from the Georgia border.

One of the state's fastest growing cities, Auburn has a population of about 47,000. An adjacent twin-city, Opelika, has a population of about 30,000. Atlanta, Ga., is only 100 miles to the northeast via Interstate 85; Birmingham is 100 miles to the north via U.S. 280 or I-85/65; Montgomery is 50 miles to the west via I-85; and the Gulf beaches are about 200 miles away. The university enjoys the advantages of security, seclusion and clean air and water. Auburn is a clean city with a mild climate that offers many cultural opportunities.



- AU has been ranked in the top 50 of public institutions for the past 15 years by U.S. News & World Report, is among the top 15 percent of colleges ranked by the Princeton Review, and has academic programs that score high in national surveys.

- AU invests in extensive national assessments to obtain quality, data-driven information for measuring and continually improving instruction and student preparation.

- More than 92 percent of our students and more than 95 percent of our alumni say that if they could start college over again, they would choose Auburn.

- A 2005 Harvard survey ranked AU as one of the top six colleges and universities in the country as a place for young faculty to work, which has a lot to do with actively engaging students.

- AU is the only university in the country to offer an undergraduate degree in wireless engineering, and the first in the Southeast to offer degrees in software engineering.

- AU's Draughon Library is the largest library in the state, with 2.9 million volumes. The library subscribes to 19,000 journals and 256 electronic databases, provides library instruction and tours to students, prospective students and parents, and serves as an instructional resource for faculty.



Auburn People

Auburn faculty and alumni are world-class achievers in practically every arena. Here are just a few examples:

- AU has graduated more than 210,000 students since it began in 1856. Currently, we have more than 193,000 alumni living around the world.

- There are more than 94 Auburn clubs around the country who have raised more than \$220,000 for scholarships. Two clubs have endowments of more than \$100,000 and the Alumni Association Endowment stands at more than \$2.3 million.

- The Student Alumni Association, with membership of 2,700 students, recently established a student scholarship for it's rising senior members.

- The Auburn Alumni Association has more than 47,000 members and contributes more than \$95,000 each year toward professorships and other faculty awards.

A Diverse University

A photograph of a cheerleader in the foreground, wearing a black sequined top and holding black pom-poms, with a flutist in a blue and red uniform in the background. The cheerleader is looking upwards and to the left with an open mouth, as if cheering. The flutist is in the background, playing a flute. The scene is set at a sporting event, likely a football game, with a crowd of spectators visible in the background.



City of Auburn ...

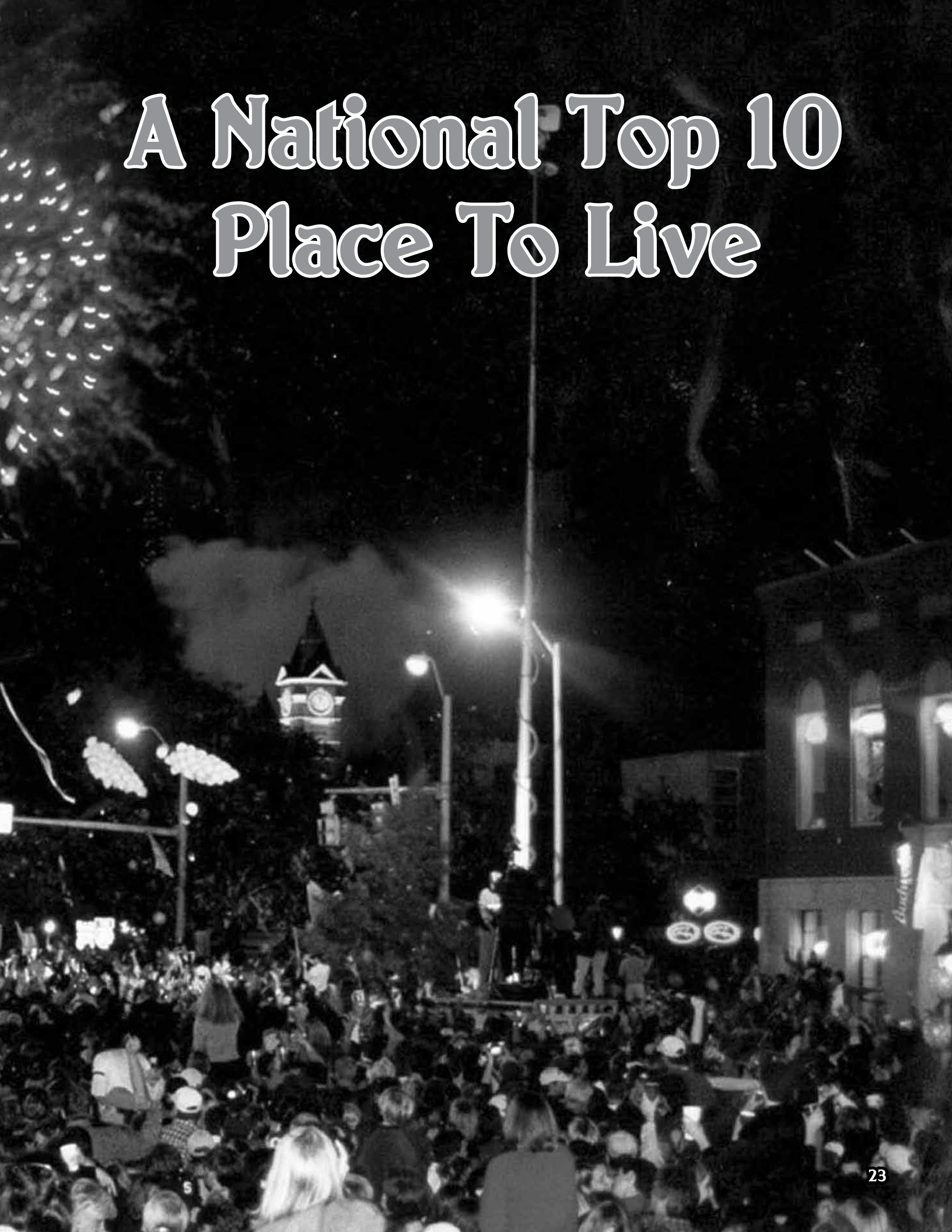
Did you know?

- Auburn was named a Top 10 best place to live by US News and World Report (2009)
- Auburn was named a Top 10 job growth market in the U.S. for 2010 by Business Week Magazine
- Forbes.com ranked Auburn as a 2010 Top 10 Best Small Place nationally for business and careers
- Auburn is home of the 2010 Alabama State Teacher of the Year, awarded by the Alabama Department of Education

From 2005-09, Auburn was also named:

- Number one in projected growth for 179 small metros by Forbes Magazine (2009)
- Sixth fastest Growing Metropolitan Statistical Area in the Nation by Forbes.com (2008)
- Ninth strongest building market nationally by BusinessWeek Magazine (2009)
- Number 10 Best Small Place for Business and Careers by Forbes Magazine (2009)
- Best city for starting a business in Alabama by BusinessWeek Magazine (2009)
- Thirtieth Ranked "Boomtown" in the Nation by Inc. Magazine
- 16th best small place to launch a business in the Nation by CNN Money (2009)
- Top place to retire by Where to Retire Magazine (2009)
- Bronze Level Bicycle Friendly Community by the League of American Bicyclists (2005)
- Number One Golf City in the U.S. by Golf Digest (2005)

A National Top 10 Place To Live



Strength & Conditioning



Damon Davis
Men's Basketball Strength & Conditioning Coach



Jason Riddell
Asst. Strength & Conditioning Coach





Strength & Rehabilitation Center



Dr. James Andrews
Orthopaedic Surgeon



Dr. Michael Goodlett
Team Physician



Jarod Grace
Athletic Trainer



NCAA sports.com

SOUTHEASTERN
SEC
CONFERENCE

EXIT

Tony Barbee

Head Coach



Continued improvement and exceeding expectations. That is exactly what Tony Barbee has done in his six seasons as a head coach.

Barbee, the 2010 Conference USA Coach of the Year, did just that in his first two seasons at Auburn and in his four years at UTEP.

In his first year at Auburn in 2010-11, Barbee did this despite losing the entire starting lineup and the only returning player who had contributed the previous season in Frankie Sullivan.

Auburn finished 11-20 overall and 4-12 in the SEC in 2010-11 but won two of its last three games and went 3-4 in its last seven regular season games to finish fifth in the SEC's Western Division. The Tigers were a consensus preseason last place pick in the league and was called "the worst BCS conference team in the country" by some national prognosticators.

Barbee was being discussed as a candidate for SEC Coach of the Year by the media and league coaches in the latter part of the season.

The Tigers were one of the youngest teams in America with an average of 1.14 years of experience, ranked 315th out of 345 Div. I teams. There was not one senior on the roster and only 12 percent of Auburn's scoring returned from the previous season's team that finished 15-17 overall.

A trademark of each of Barbee's teams, it starts with defense as undermanned Auburn ranked second in the SEC with 7.8 steals per game.

The relentless Tigers, which took on the personality of their head coach, came back to win **four games** after trailing by 15 points or more, including wins over Mississippi State, Ole Miss and at LSU.

The 20-point comeback win over Ole Miss was the second largest in school history, just surpassing the 19-point comeback win over Mississippi State two weeks prior. Auburn upset Florida State which eventually came within one point of the NCAA Tournament Final Four.

Last season, the Tigers exceeded preseason expectations by finishing 10th in the SEC with a 15-16 overall record and a 5-11 league mark. Among the victories was a 65-55 victory over No. 23 Mississippi State.



From the previous season, Auburn improved its RPI to 145 from 253 and strength of schedule to 71 from 148.

When Barbee was named Auburn's 20th head basketball coach on March 24, 2010, he had advanced to postseason play in 18 of his 19 seasons as a head coach, assistant coach and player.

Barbee, 41, brought his energetic, exciting and uptempo brand of basketball to the Tigers, who begin their third season in the sparkling \$86 million Auburn Arena.

In addition, can he ever recruit? He recruits not only the top players in the state and the Southeast but the nation as well.

His recruiting efforts don't stop at the players either. Barbee recruits Auburn fans, Auburn students and even the media.

Barbee, who averaged 20.5 wins per season in four years as head coach at UTEP, exceeded expectations each season in El Paso. He steadily improved each year with the Miners, capped with a 26-7 record, Conference USA regular season title and NCAA Tournament appearance in 2009-10. The Miners lost to eventual NCAA runner-up Butler in the NCAA Tournament.

The Miners finished 15-1 in Conference USA and had a 16-game winning streak and set a school record for consecutive road wins with seven while being ranked in the top 25 by both the Associated Press and ESPN/USA Today Coaches poll for the first time in 18 years.

Barbee, who was also named NABC

District 11 Coach of the Year, coached C-USA Player of the Year Randy Culpepper, All-CUSA second-team selection Derrick Character and C-USA All-Defensive Team member Julyan Stone.

Barbee coached Conference USA first-team selections in each of his final three seasons at UTEP to go along with four players who earned 10 All-C-USA honors combined.

Despite losing all-time leading scorer Stefan Jackson from the year before, the 2009-10 Miners cemented their reputation as one of the nation's top teams with tenacious defense.

UTEP lowered its opponent scoring average from 71.9 points per game in 2008-09 to 64.6 ppg the following season -- the second best scoring defense for the Miners in the last 18 years. UTEP's field goal pct. defense (.392) was its best in 36 years, and its 3-point field goal pct. defense (.313) tied for first in school history.

The Miners held 14 of 16 C-USA opponents below their season scoring averages and in league road games, held their opponents to a mere 35.9 percent shooting from the field.

One of UTEP's biggest wins was a 72-67 victory at Memphis on Jan. 20, ending Memphis' NCAA record-tying 64 game conference winning streak.

Barbee's record improved each of his four seasons at UTEP by going 14-17 in his first season in 2006-07, 19-14 in 2007-08, 23-14 in 2008-09 to 26-7 in 2009-10. His C-USA record improved each season as well from

Tony Barbee • Career Highlights

- 21-year coaching and playing record of 457-239 (.657)
- Postseason 18 of 21 years as a head coach, assistant coach and player
- 6-year head coaching record: 108-88 (.551)
- Averaged 18.0 wins per season as a head coach
- 2010 Conference USA Champions
- Conference USA Coach of the Year (2010)
- NABC District 11 Coach of the Year
- 2010 NCAA Tournament

- 1996 NCAA Tournament Final Four
- 2006 NCAA Tournament Elite 8
- 1992 NCAA Tournament Sweet 16
- 9 NCAA Tournament appearances (seven as a coach, two as a player)
- 6 Conference Championships
- 4 Conference Tournament Championships
- No. 3 recruiter in nation by Rivals.com
- 6 national top 10 recruiting classes
- 4 players coached are in NBA

- 2002 NIT Champions
- played professional basketball in Spain
- 2-time All-Atlantic 10 2nd-team (1991, 1993)
- All-Atlantic 10 Freshman team (1990)
- Four-year record of 91-39 (.700) as a standout at UMass from 1989-93
- Won back-to-back Atlantic 10 Conf. regular season and tournament titles in 1992, 1993
- Scored 1,643 career points at UMass



Tony Barbee Quick Sketch

PERSONAL DATA: Born August 10, 1971, in Indianapolis, Ind.; married to the former Holly Marsh of Pleasant Valley, N.Y., and they have a daughter, Hayden Alexandra, and a son, Andrew Marsh.

YEARS AT AUBURN: Third. Became head coach on March 24, 2010, from UTEP.

EDUCATION: Graduated from North Central H.S. in Indianapolis, Ind., in 1989; B.A. in Sports Management from UMass in 1993.

6-10 to 8-8 to 10-6 to 15-1 and Conference USA Champions.

The 2008-09 Miners advanced to the championship series of the College Basketball Invitational behind Stefon Jackson, who ended his prolific career as both UTEP's and Conference USA's all-time leading scorer with 2,456 points. UTEP went 23-14 overall and tied for fourth in C-USA at 10-6 as three players received All-C-USA honors: Jackson a first-team selection, Randy Culpepper a third-team pick and Arnett Moultrie an All-Freshman Team member.

In 2007-08, UTEP went 19-14 overall and tied for sixth in C-USA with an 8-8 record as Jackson was named first-team All-C-USA. Jackson led C-USA and was ranked seventh nationally in scoring at 23.6 ppg, eclipsing Dwyane Wade's C-USA junior scoring record with 778 points. Culpepper was selected the C-USA Sixth Man of the Year.

Despite being hired just two months prior to the start of practice and inheriting a roster with only three returning letterwinners, Barbee made UTEP competitive with a 14-17 record overall and 6-10 mark in C-USA, good for 10th in his first season. Jackson was an All-C-USA second-team selection.

Prior to his stint at UTEP, Barbee spent six highly successful seasons as an assistant coach at Memphis under John Calipari where he was considered one of the nation's top recruiters.

During Barbee's tenure as an assistant coach at Memphis from 2000-06, the Tigers

won 148 games, an average of nearly 25 victories per season.

Memphis made six consecutive postseason tournament appearances (NCAA: 2003, 2004, 2006; and NIT: 2001, 2002, 2005). The Tigers earned three final AP top 25 rankings, fourth in 2006, 19th in 2003 and 24th in 2004.

In 2005-06, Memphis had a 33-4 record while reaching the NCAA Tournament Elite Eight. The Tigers won the C-USA regular season title and tournament championship while having two players chosen in the first round of the NBA Draft -- Rodney Carney (Philadelphia 76ers) and Shawne Williams (Indiana Pacers).

Memphis won a share of the 2004 C-USA regular season title, won the 2002 NIT and won the C-USA National Division in 2002 and 2003.

Barbee was named the top assistant in C-USA by *Street & Smith* in 2005-06 and was also honored by *Rivals.com* as the nation's No. 3 recruiter while at Memphis. *HoopScoop* magazine tabbed him as one of the nation's top assistant coaches in 2004.

Memphis produced top 10 recruiting classes in each of Barbee's six years, including the 2001 class that was ranked No. 1 in the country. The 2002 recruiting class would have been top-ranked had it not lost a player to the NBA.

Ten players coached by Barbee are playing or have played in the NBA - Derrick Caracter (Los Angeles Lakers), Arnett Moultrie (Philadelphia 76ers), Rodney Carney (Golden State

Warriors), Joey Dorsey (Toronto Raptors), Chris Douglas-Roberts (Milwaukee Bucks), Earl Barron (Portland Trail Blazers), Shawne Williams (Portland Trail Blazers), Marcus Camby (Portland Trail Blazers), Dajuan Wagner (Cleveland Cavaliers) and Antonio Burks (Memphis Grizzlies).

Barbee began his coaching career as a graduate assistant at UMass for the 1995-96 season under Calipari. The Minutemen went 35-2 en route to the Final Four of the NCAA Tournament as Barbee was also the team's radio color analyst.

He was promoted to assistant coach at UMass from 1996-98 under Bruiser Flint while the Minutemen went to a pair of NCAA Tournaments.

Barbee was an assistant coach at Wyoming under Steve McClain in 1998-99 as the Cowboys went 18-10 and reached the NIT second round.

Barbee went back to UMass under Flint for the 1999-2000 season and advanced to the NIT.

As a player at UMass, Barbee was instrumental in the Minutemen posting a 91-39 record and earning four straight postseason tournament bids. UMass won back-to-back Atlantic 10 Conference regular season and tournament titles in 1992 and 1993.

Barbee still ranks among the school's all-time leaders in numerous statistical categories, including scoring with 1,643 points. He was a second-team All-Atlantic 10 player in 1991 and 1993 and All-Atlantic 10 Freshman

team selection in 1990.

The Indianapolis, Ind., native helped UMass reach the NCAA Tournament Sweet 16 in 1992 and the NIT Final Four in 1991.

He played professionally in Spain and France after his playing career at UMass.

Born, Aug. 10, 1971, Barbee earned his B.A. in sports management from UMass in 1993, with a minor in African-American studies. He and his wife, Holly, have a daughter, Hayden Alexandra, and son, Andrew Marsh.

Tony Barbee's All-time Record

Head Coaching Record

Year	School	Record	Pct.	Conf. (Finish)	Postseason/Notes
2006-07	UTEP	14-17	.452	6-10 (10th)	
2007-08	UTEP	19-14	.576	8-8 (t-6th)	College Basketball Inv. semifinals
2008-09	UTEP	23-14	.622	10-6 (t-4th)	College Basketball Inv. runner-up
2009-10	UTEP	26-7	.788	15-1 (Champions)	NCAA (First Round)/C-USA Coach of Year
2010-11	Auburn	11-20	.355	4-12 (5th, Western)	
2011-12	Auburn	15-16	.484	5-11 (10th)	
Total		108-88	.551	48-48 (.500)	

Assistant Coaching Record

Year	School	Record	Pct.	Conf. (Finish)	Postseason/Notes
1995-96	UMass (graduate asst.)	35-2	.946	15-1 (Champions)	NCAA (Final Four)/A-10 Tour. Champs
1996-97	UMass	19-14	.575	11-5 (3rd, East)	NCAA (First Round)
1997-98	UMass	21-11	.656	12-4 (t-2nd, East)	NCAA (First Round)
1998-99	Wyoming	18-10	.643	7-7 (t-4th, Mountain)	NIT (Second Round)
1999-2000	UMass	17-16	.515	9-7 (3rd, East)	NIT (First Round)
2000-01	Memphis	21-15	.583	10-6 (2nd, National)	NIT (Third Place)
2001-02	Memphis	27-9	.750	12-4 (1st, National)	NIT (Champions)
2002-03	Memphis	23-7	.767	13-3 (1st, National)	NCAA (First Round)
2003-04	Memphis	22-8	.733	12-4 (co-Champions)	NCAA (Second Round)
2004-05	Memphis	22-16	.579	9-7 (t-6th)	NIT (Semifinals)
2005-06	Memphis	33-4	.892	13-1 (Champions)	NCAA (Elite 8)/C-USA Tour. Champs
Total		258-112	.697	123-49 (.715)	

Collegiate Playing Record

1989-90	UMass	17-14	.548	10-8 (6th)	NIT (First Round), Atlantic-10 All-Freshman
1990-91	UMass	20-13	.606	10-8 (t-3rd)	NIT (Final Four), Atlantic-10 2nd-team
1991-92	UMass	30-5	.857	13-3 (Champions)	NCAA (Sweet 16)/A-10 Tour. Champs
1992-93	UMass	24-7	.774	11-3 (Champions)	NCAA (2nd Round), A-10 2nd-team; Tour. Champs
Total		91-39	.700	44-22 (.667)	

Head Coaching Totals (6 years): 108-88 (.551)

UTEP (4 years): 82-52 (.612)

Auburn (2 years): 26-36 (.419)

Assistant Coaching Totals (11 years): 258-112 (.697)

UMass (4 years): 92-43 (.681)

Wyoming (1 year): 18-10 (.643)

Memphis (6 years): 148-59 (.715)

Playing Totals (4 years): 91-39 (.700)

UMass (4 years): 91-39 (.700)

21-year Div. I Coaching, Playing Record: 457-239 (.657)

Head Coach Tony Barbee vs. All Foes

Team	Totals	Home	Away	Neutral					
Air Force	1-0	1-0	0-0	0-0					
Alabama	0-4	0-2	0-2	0-0					
Arkansas	0-4	0-2	0-2	0-0					
Alcorn State	1-0	1-0	0-0	0-0					
Arizona State	0-1	0-0	0-0	0-1					
Arkansas-Pine Bluff	5-0	5-0	0-0	0-0					
Arkansas State	1-0	1-0	0-0	0-0					
Bethune-Cookman	1-0	1-0	0-0	0-0					
BYU	0-1	0-1	0-0	0-0					
Butler	0-1	0-0	0-0	0-1					
Campbell	0-1	0-1	0-0	0-0					
Chicago State	0-1	0-1	0-0	0-0					
UC-Davis	1-0	1-0	0-0	0-0					
UC-Riverside	1-0	1-0	0-0	0-0					
East Carolina	3-1	2-0	1-1	0-0					
Florida	0-2	0-1	0-1	0-0					
Florida State	1-1	1-0	0-1	0-0					
Georgia	1-2	1-0	0-1	0-1					
Georgia Southern	3-0	3-0	0-0	0-0					
Georgia Southwestern	1-0	1-0	0-0	0-0					
Grambling State	1-0	1-0	0-0	0-0					
Hawaii	1-0	0-0	1-0	0-0					
Houston	5-6	3-1	1-3	1-2					
Jackson State	0-1	0-1	0-0	0-0					
Jacksonville	0-1	0-1	0-0	0-0					
James Madison	1-0	0-0	0-0	1-0					
Kennesaw State	1-0	1-0	0-0	0-0					
Kentucky	0-2	0-1	0-1	0-0					
Long Beach State	0-1	0-0	0-0	0-1					
LSU	2-2	1-1	1-1	0-0					
Marshall	4-0	2-0	2-0	0-0					
McNeese State	1-0	1-0	0-0	0-0					
Memphis	1-3	0-2	1-1	0-0					
Middle Tennessee State	1-0	1-0	0-0	0-0					
Mississippi State	2-2	2-0	1-1	0-0					
Nevada	1-0	0-0	1-0	0-0	South Carolina	2-0	1-0	1-0	0-0
New Mexico	2-1	1-1	1-0	0-0	South Florida	1-1	1-0	0-1	0-0
New Mexico State	4-4	2-2	2-2	0-0	Southern Miss	6-2	5-0	1-2	0-0
Nicholls State	1-0	1-0	0-0	0-0	Syracuse	0-1	0-0	0-1	0-0
Norfolk State	1-0	1-0	0-0	0-0	Tennessee	0-2	0-1	0-1	0-0
North Carolina A&T	1-0	1-0	0-0	0-0	Texas A&M	0-1	0-0	0-1	0-0
North Florida	1-0	1-0	0-0	0-0	Texas A&M-C.C.	1-0	0-0	0-0	1-0
Northeastern	1-0	1-0	0-0	0-0	Texas-Pan Am	1-0	1-0	0-0	0-0
Oklahoma	1-0	0-0	0-0	1-0	Texas Southern	4-0	3-0	1-0	0-0
Ole Miss	2-4	2-0	0-2	0-2	Texas State	1-0	1-0	0-0	0-0
Oregon State	1-2	1-1	0-1	0-0	Texas Tech	1-3	1-1	0-2	0-0
Pennsylvania	1-0	0-0	0-0	1-0	Toledo	1-0	1-0	0-0	0-0
Presbyterian College	0-1	0-1	0-0	0-0	Tulane	2-2	2-0	0-2	0-0
Rice	3-2	2-0	1-1	0-1	Tulsa	4-6	2-2	2-3	0-1
Richmond	1-0	0-0	1-0	0-0	UAB	4-4	3-1	1-3	0-0
Rutgers	0-1	0-0	0-0	0-1	UCF	3-2	1-1	1-1	1-0
St. Francis (NY)	1-0	0-0	0-0	1-0	UNC Asheville	0-1	0-1	0-0	0-0
St. Mary's	1-0	0-0	0-0	1-0	UNLV	0-2	0-1	0-1	0-0
Sam Houston State	1-0	1-0	0-0	0-0	USC-Upstate	2-0	2-0	0-0	0-0
Samford	0-1	0-1	0-0	0-0	Utah	0-1	0-1	0-0	0-0
Santa Clara	0-1	0-0	0-1	0-0	UTEP	0-1	0-0	0-0	0-1
Seton Hall	0-1	0-0	0-1	0-0	Vanderbilt	0-2	0-1	0-1	0-0
SE Louisiana	1-0	1-0	0-0	0-0	Wake Forest	0-1	0-0	0-0	0-1
SMU	8-1	4-0	3-1	1-0	Wyoming	1-0	1-0	0-0	0-0

Tony Barbee

2010



Coach of the Year

24-7 overall (11-3 C-USA)

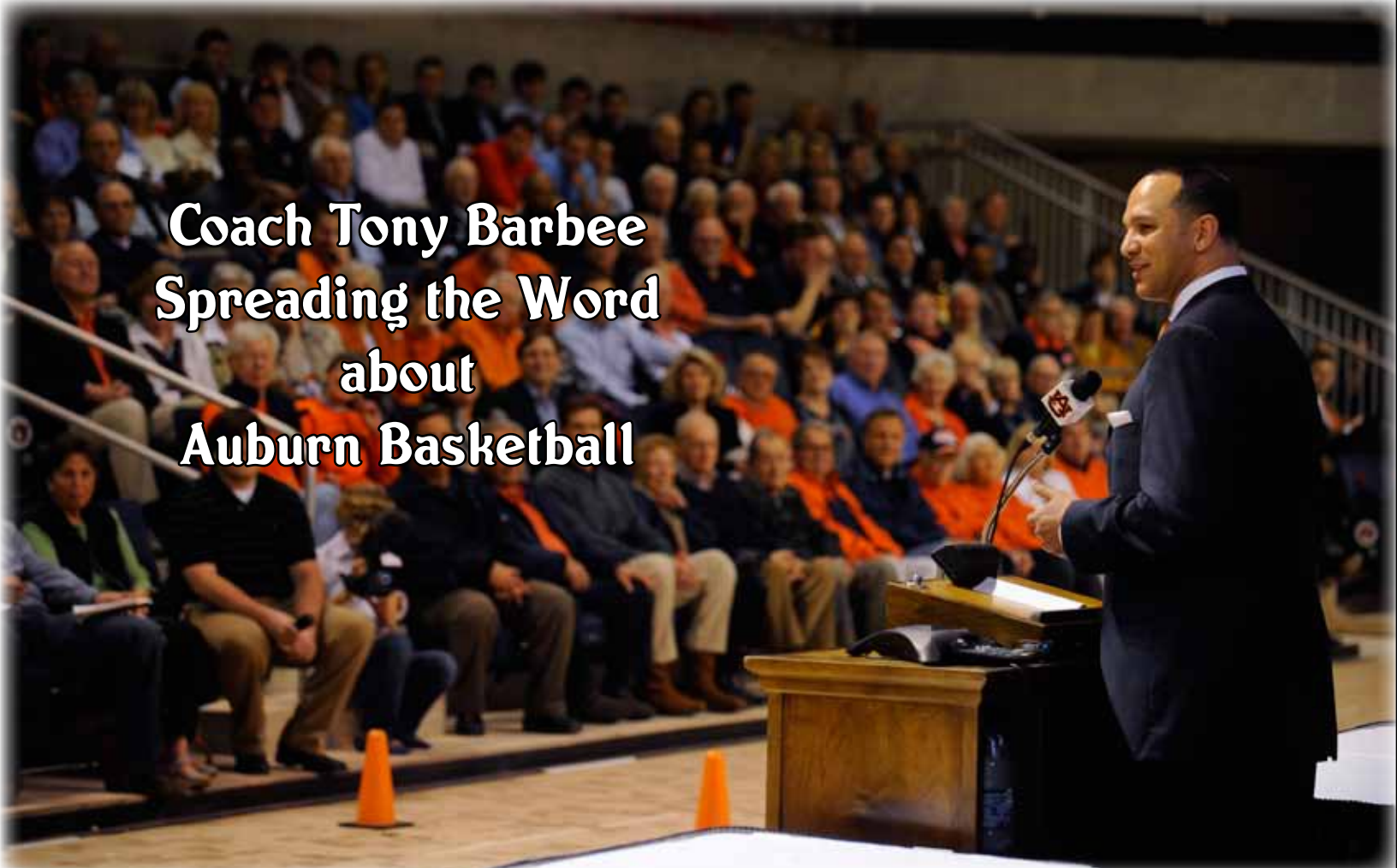


Champions



2010 C-USA COACH OF THE YEAR
TONY BARBEE
MICHIGAN STATE UNIVERSITY

**Coach Tony Barbee
Spreading the Word
about
Auburn Basketball**



**Coach Tony
Barbee**
...
**Throwing
Out the First
Pitch at an
Auburn
Baseball
Game**



Coach Tony Barbee Golfing in Senior PGA Regions Pro-Am with Auburn Great Charles Barkley



(l to r): Tony Barbee, Rick Karle, Corey Pavin (2010 U.S. Ryder Cup Captain), Pat Sullivan (Auburn Heisman Trophy Winner 1971), Charles Barkley (Auburn All-American 1984)

Coach Tony Barbee and Corey Pavin



Coach Tony Barbee and Charles Barkley



Coach Tony Barbee and Charles Barkley





**Coach Tony Barbee
at Basketball Camp**



Ryan Miller

Associate Head Coach

Ryan Miller Quick Sketch

PERSONAL DATA: Born Sept. 27, 1975, in Mitchell, S.D. Younger brother of Mike Miller, a 12-year NBA veteran who won the 2012 NBA Championship with the Miami Heat.

COACHING EXPERIENCE: College – First year as associate head coach at Auburn (2012-pres.); Two months as an assistant coach at Missouri (2012); Five years as an assistant coach at New Mexico (2007-12); One year as an assistant coach at Pepperdine (2006-07); Three years as basketball operations assistant at Memphis (2004-07).

EDUCATION: Graduated from Mitchell (S.D.) Senior High in 1994; B.A. in Physical Education from Northern State in 2000.

PLAYING EXPERIENCE: High School – Lettered two years in basketball at Mitchell (S.D.) Senior High School (19xx-94). College – Four-year letterman at Northern State (1994-98). Professional – Drafted into the CBA in 1999.

Ryan Miller enters his first year on Coach Tony Barbee's staff at Auburn and his fourth coaching with Barbee.

Miller, who spent two months at Missouri prior to coming to Auburn, coached the previous five years from 2007-12 as an assistant coach at New Mexico under head coach Steve Alford. He was a part of the most successful five-year period in New Mexico basketball history, helping the Lobos to a 126-46 record, five consecutive postseason appearances and a pair of NCAA Tournament berths.

New Mexico won two regular season Mountain West Conference Championships and one MWC Tournament Championship during his coaching stint.

"I'm excited about Ryan joining on our staff," said Barbee. "He is a close friend who I have known for quite a while now. He is going to add a lot to the program in all areas from recruiting to coaching to relationships with players."

Miller is considered one of the top recruiters in the country where he has contacts throughout the United States as well as foreign countries including Australia, where he also played competitively.

He was a basketball operations assistant at Memphis under head coach John Calipari from 2004-06 when Barbee was also an assistant coach on the staff. During Miller's three years at Memphis, the Tigers went 78-28 and made three postseason tournament appearances, including two NCAA Tournament berths.

Miller spent one year as an assistant coach at Pepperdine before joining the New Mexico staff prior to the 2007-08 season.

A native of Mitchell, S.D., Miller attended Northern State University in Aberdeen, S.D., where he was a two-time Northern Sun All-Conference and All-Academic selection. He finished his career eighth on Northern State's all-time scoring list after leading his teams to four straight conference championships and the 1998 regional title. He was named a Div. II All-American and an All-Northern Sun Intercollegiate Conference Academic selection as a senior in 1997-98.

In the 1998 North Central Region Championship, Miller scored 45 points, making nine 3-pointers, leading Northern State to an 88-82 victory over South Dakota State to advance to their first Elite 8 in Louisville, Ky.

Miller was drafted into the CBA in 1999 and played professionally for the Fargo-Moorhead Beez of International Basketball Association that season.

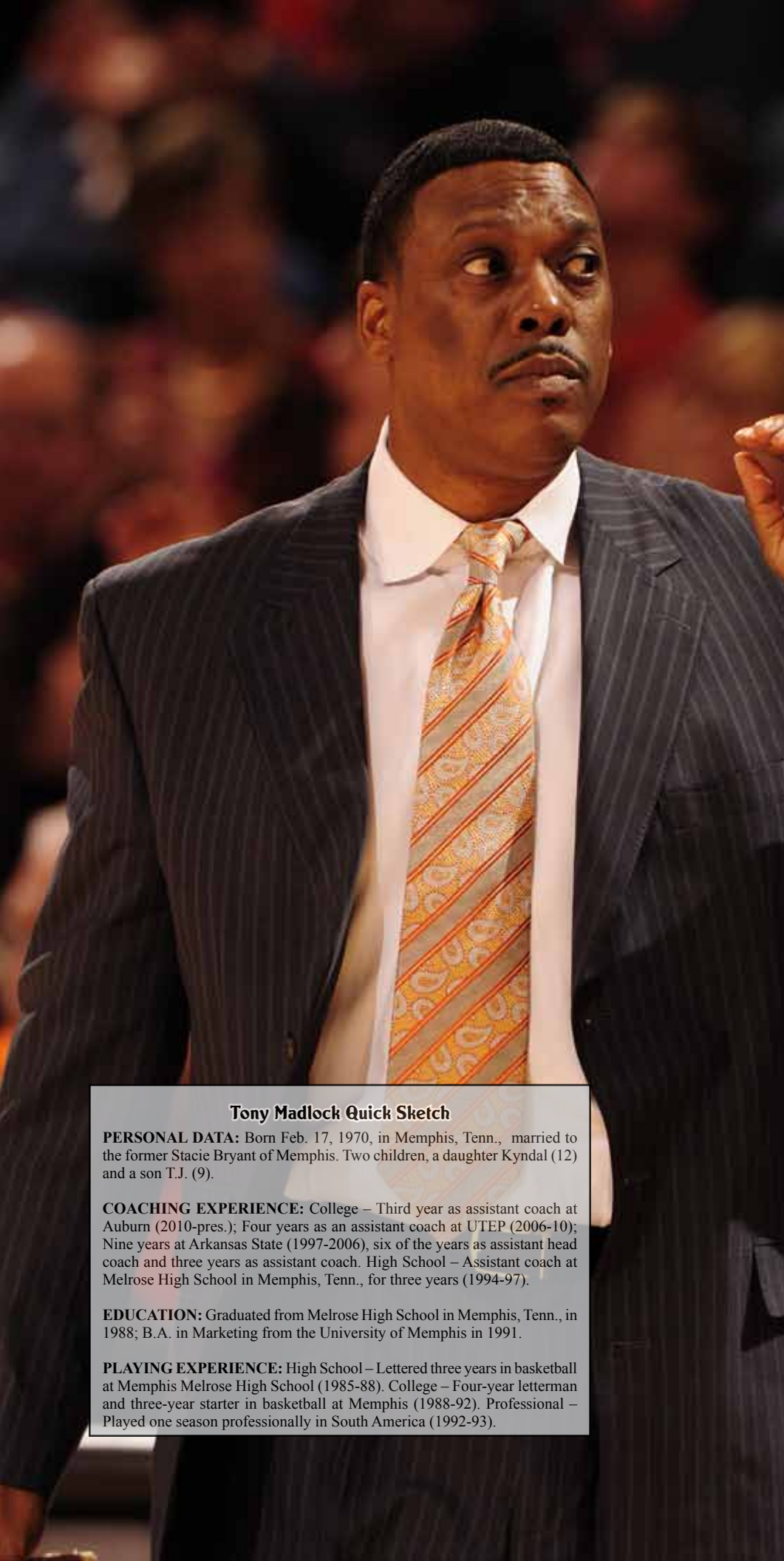
Miller earned his bachelor's degree in physical education from Northern State in 2000. He attended Mitchell (S.D.) Senior High where he was a two-time all-state selection, leading Mitchell to the 1994 state championship. His brother, Mike, is a 12-year NBA veteran who won the 2012 NBA Championship with the Miami Heat.

He was born on Sept. 27, 1975, in Mitchell, S.D.

Tony Madlock

Assistant Coach





Tony Madlock Quick Sketch

PERSONAL DATA: Born Feb. 17, 1970, in Memphis, Tenn., married to the former Stacie Bryant of Memphis. Two children, a daughter Kyndal (12) and a son T.J. (9).

COACHING EXPERIENCE: College – Third year as assistant coach at Auburn (2010-pres.); Four years as an assistant coach at UTEP (2006-10); Nine years at Arkansas State (1997-2006), six of the years as assistant head coach and three years as assistant coach. High School – Assistant coach at Melrose High School in Memphis, Tenn., for three years (1994-97).

EDUCATION: Graduated from Melrose High School in Memphis, Tenn., in 1988; B.A. in Marketing from the University of Memphis in 1991.

PLAYING EXPERIENCE: High School – Lettered three years in basketball at Memphis Melrose High School (1985-88). College – Four-year letterman and three-year starter in basketball at Memphis (1988-92). Professional – Played one season professionally in South America (1992-93).

Tony Madlock enters his third season at Auburn and his seventh season under head coach Tony Barbee.

Madlock's coaching and recruiting played a key role during Barbee's first year at Auburn in landing a pair of top 100 players in 2011 and Jordon Granger this year. In his four years prior at UTEP, he recruited 2010 C-USA Player of the Year Randy Culpepper and Arnett Moultrie, a 2009 C-USA All-Freshman Team selection.

Inheriting a team that was a consensus preseason last place pick in the SEC and called "the worst BCS conference team in the country" by some national prognosticators, Auburn has improved in overall and league wins in each of the two seasons of the Barbee era.

UTEP won the 2010 Conference USA Championship with a 26-7 record overall and a 15-1 league mark as they advanced to the NCAA Tournament before losing to eventual NCAA runner-up Butler.

The Miners averaged 20.5 wins during the four-year Barbee era and the Miners record steadily improved each season. UTEP reached postseason play three straight years in El Paso.

He coached Stefon Jackson, who is the all-time leading scorer in UTEP and Conference USA history; C-USA Player of the Year Randy Culpepper, All-CUSA second-team selection Derrick Carracter, who was drafted by the two-time defending World Champion Los Angeles Lakers in 2010; and C-USA All-Defensive Team member Julyan Stone.

"Tony Madlock is a person who I have known for a long time," said Barbee. "Having worked at Memphis for six years and him being one of the outstanding former players from that university, we have developed a relationship through the years on the recruiting trail.

"He was a very key piece to my staff at UTEP and helped me bring in some talented members of our team there. His recruiting ties throughout the Southeast have been a valued piece to the puzzle. He has brought all those things here to us at Auburn."

Madlock spent six of his nine years at Arkansas State as the assistant head coach prior to going to El Paso. He helped Arkansas State to the 1998 Sun Belt Conference regular season championship and the 1999 Sun Belt Conference Tournament title as he recruited six junior college All-Americans to the school.

He also recruited the only junior college player in Arkansas State history to score 1,000 points in two seasons. He coached four all-conference players and the Sun Belt Conference Newcomer of the Year.

Madlock began his coaching career as an assistant and teacher at his alma mater, Melrose High School, in Memphis. The Golden Wildcats posted a 67-29 mark over the three seasons with Madlock on the staff, and Melrose was the 1997 state tournament runner-up with a 32-7 record.

Madlock also starred at Melrose, receiving honorable mention All-America and first-team All-State honors as a point guard while lettering three years.

Madlock earned a bachelor's degree in marketing from the University of Memphis in 1991 in only three and a half years. The Memphis, Tenn., native capped off a successful career at Memphis in helping the Tigers to the 1992 NCAA Tournament Elite Eight to go along with four straight postseason appearances.

A four-year letterman and three-year starter for Memphis from 1988-92, Madlock was a member of four postseason tournament teams for the Tigers, reaching the NCAA Tournament and NIT two times each.

He still ranks among the school's all-time leaders for games played (128) and averaged in double figures as a junior and senior.

Madlock played one year of professional basketball in South America prior to starting his coaching career.

Born Feb. 17, 1970, in Memphis, Tenn., Madlock is married to the former Stacie Bryant of Memphis. They have two children, a daughter Kyndal (12) and a son T.J. (9).

Milt Wagner

Assistant Coach



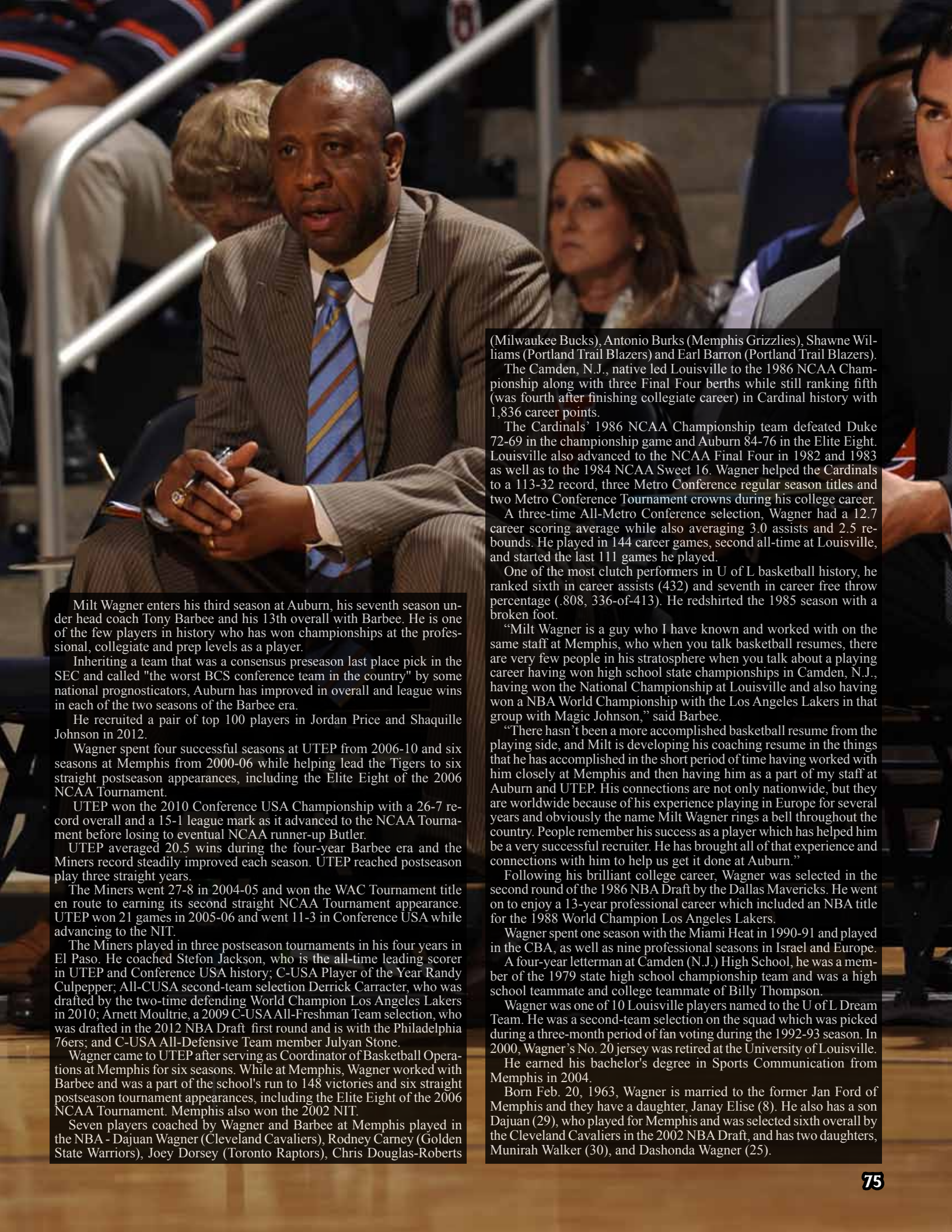
Milt Wagner Quick Sketch

PERSONAL DATA: Born Milton Wagner Jr. on Feb. 20, 1963, in Camden, N.J.; married to the former Jan Ford of Memphis; the couple has one daughter, Janay Elise (8). He also has a son Dajuan (29), who played for Memphis and was selected sixth overall by the Cleveland Cavaliers in the 2002 NBA Draft, and has two daughters, Munirah Walker (30), and Dashonda Wagner (25).

PREVIOUS COACHING EXPERIENCE: College – Third season as assistant coach at Auburn (2010-pres.); Assistant coach at UTEP for four years (2006-10); Coordinator of Basketball Operations at Memphis for six years (2000-06).

EDUCATION: Graduated from Camden (N.J.) High School in 1981. Bachelor's degree in Sports Communication from Memphis in 2004.

PLAYING EXPERIENCE: Professional – Played for the Los Angeles Lakers for one season (1997-98) and won the NBA Championship; Played for the Miami Heat (1990-91); Played for Beitar Ramat Gan (1993-94), Hapoel Tel Aviv (1994-95), Hapoel Holon (1995-97), TSV Bayer 04 Leverkusen (1997-98), ES Chalons-sur-Saone (1998-99). College – Four-year letterman for Louisville from 1981-84 and 1985-86, winning the 1986 NCAA Championship and reaching the NCAA Tournament Final Four in 1982 and 1983 as well as the 1984 NCAA Tournament Sweet 16. Three-time All-Metro Conference selection. High School – Four-year letterman in basketball at Camden (N.J.) High School and won the state championship in 1979. High school and college teammate of Billy Thompson.



Milt Wagner enters his third season at Auburn, his seventh season under head coach Tony Barbee and his 13th overall with Barbee. He is one of the few players in history who has won championships at the professional, collegiate and prep levels as a player.

Inheriting a team that was a consensus preseason last place pick in the SEC and called "the worst BCS conference team in the country" by some national prognosticators, Auburn has improved in overall and league wins in each of the two seasons of the Barbee era.

He recruited a pair of top 100 players in Jordan Price and Shaquille Johnson in 2012.

Wagner spent four successful seasons at UTEP from 2006-10 and six seasons at Memphis from 2000-06 while helping lead the Tigers to six straight postseason appearances, including the Elite Eight of the 2006 NCAA Tournament.

UTEP won the 2010 Conference USA Championship with a 26-7 record overall and a 15-1 league mark as it advanced to the NCAA Tournament before losing to eventual NCAA runner-up Butler.

UTEP averaged 20.5 wins during the four-year Barbee era and the Miners record steadily improved each season. UTEP reached postseason play three straight years.

The Miners went 27-8 in 2004-05 and won the WAC Tournament title en route to earning its second straight NCAA Tournament appearance. UTEP won 21 games in 2005-06 and went 11-3 in Conference USA while advancing to the NIT.

The Miners played in three postseason tournaments in his four years in El Paso. He coached Stefon Jackson, who is the all-time leading scorer in UTEP and Conference USA history; C-USA Player of the Year Randy Culpepper; All-CUSA second-team selection Derrick Carracter, who was drafted by the two-time defending World Champion Los Angeles Lakers in 2010; Arnett Moultrie, a 2009 C-USA All-Freshman Team selection, who was drafted in the 2012 NBA Draft first round and is with the Philadelphia 76ers; and C-USA All-Defensive Team member Julian Stone.

Wagner came to UTEP after serving as Coordinator of Basketball Operations at Memphis for six seasons. While at Memphis, Wagner worked with Barbee and was a part of the school's run to 148 victories and six straight postseason tournament appearances, including the Elite Eight of the 2006 NCAA Tournament. Memphis also won the 2002 NIT.

Seven players coached by Wagner and Barbee at Memphis played in the NBA - Dajuan Wagner (Cleveland Cavaliers), Rodney Carney (Golden State Warriors), Joey Dorsey (Toronto Raptors), Chris Douglas-Roberts

(Milwaukee Bucks), Antonio Burks (Memphis Grizzlies), Shawne Williams (Portland Trail Blazers) and Earl Barron (Portland Trail Blazers).

The Camden, N.J., native led Louisville to the 1986 NCAA Championship along with three Final Four berths while still ranking fifth (was fourth after finishing collegiate career) in Cardinal history with 1,836 career points.

The Cardinals' 1986 NCAA Championship team defeated Duke 72-69 in the championship game and Auburn 84-76 in the Elite Eight. Louisville also advanced to the NCAA Final Four in 1982 and 1983 as well as to the 1984 NCAA Sweet 16. Wagner helped the Cardinals to a 113-32 record, three Metro Conference regular season titles and two Metro Conference Tournament crowns during his college career.

A three-time All-Metro Conference selection, Wagner had a 12.7 career scoring average while also averaging 3.0 assists and 2.5 rebounds. He played in 144 career games, second all-time at Louisville, and started the last 111 games he played.

One of the most clutch performers in U of L basketball history, he ranked sixth in career assists (432) and seventh in career free throw percentage (.808, 336-of-413). He redshirted the 1985 season with a broken foot.

"Milt Wagner is a guy who I have known and worked with on the same staff at Memphis, who when you talk basketball resumes, there are very few people in his stratosphere when you talk about a playing career having won high school state championships in Camden, N.J., having won the National Championship at Louisville and also having won a NBA World Championship with the Los Angeles Lakers in that group with Magic Johnson," said Barbee.

"There hasn't been a more accomplished basketball resume from the playing side, and Milt is developing his coaching resume in the things that he has accomplished in the short period of time having worked with him closely at Memphis and then having him as a part of my staff at Auburn and UTEP. His connections are not only nationwide, but they are worldwide because of his experience playing in Europe for several years and obviously the name Milt Wagner rings a bell throughout the country. People remember his success as a player which has helped him be a very successful recruiter. He has brought all of that experience and connections with him to help us get it done at Auburn."

Following his brilliant college career, Wagner was selected in the second round of the 1986 NBA Draft by the Dallas Mavericks. He went on to enjoy a 13-year professional career which included an NBA title for the 1988 World Champion Los Angeles Lakers.

Wagner spent one season with the Miami Heat in 1990-91 and played in the CBA, as well as nine professional seasons in Israel and Europe.

A four-year letterman at Camden (N.J.) High School, he was a member of the 1979 state high school championship team and was a high school teammate and college teammate of Billy Thompson.

Wagner was one of 10 Louisville players named to the U of L Dream Team. He was a second-team selection on the squad which was picked during a three-month period of fan voting during the 1992-93 season. In 2000, Wagner's No. 20 jersey was retired at the University of Louisville.

He earned his bachelor's degree in Sports Communication from Memphis in 2004.

Born Feb. 20, 1963, Wagner is married to the former Jan Ford of Memphis and they have a daughter, Janay Elise (8). He also has a son Dajuan (29), who played for Memphis and was selected sixth overall by the Cleveland Cavaliers in the 2002 NBA Draft, and has two daughters, Munirah Walker (30), and Dashonda Wagner (25).

Randall Dickey

Dir. of Basketball Operations

Randall Dickey enters his third season at Auburn and his seventh under head coach Tony Barbee. Dickey has coached in the Southeastern Conference, Big 12 Conference, Pac-10 Conference and Conference USA.

He was an assistant coach under Barbee for the previous six years and begins his first year as Director of Basketball Operations. He handles the day-to-day responsibilities in the basketball office as well as coordinating the Tony Barbee Basketball School summer camp, team budget, team travel, team meals and ordering team apparel. He is also very involved with academics and on-campus recruiting.

Inheriting a team that was a consensus preseason last place pick in the SEC and called "the worst BCS conference team in the country" by some national prognosticators, Auburn has improved in overall and league wins in each of the two seasons of the Barbee era.

Dickey spent six successful seasons at UTEP from 2004-10, five seasons at Oklahoma State from 1994-99 while helping lead the Cowboys to the 1995 Final Four and four seasons at Washington State from 1999-2003.

The Miners won the 2010 Conference USA Championship with a 26-7 record overall and a 15-1 league mark as they advanced to the NCAA Tournament before losing to eventual NCAA runner-up Butler.

UTEP averaged 20.5 wins during the four-year Barbee era and the Miners record steadily improved each season. UTEP reached postseason play three straight years.

UTEP went 27-8 in 2004-05 and won the WAC Tournament title en route to earning its second straight NCAA Tournament appearance. UTEP won 21 games in 2005-06 and went 11-3 in Conference USA while advancing to the NIT.

The Miners played in five postseason tournaments in his six years in El Paso. He coached Stefon Jackson, who is the all-time leading scorer in UTEP and Conference USA history; C-USA Player of the Year Randy Culpepper; All-CUSA second-team selection Derrick Carracter, who was drafted by the two-time defending World Champion Los Angeles Lakers in 2010; Arnett Moultrie, a 2009 C-USA All-Freshman Team selection; and C-USA All-Defensive Team member Julyan Stone.

"Coach Dickey is a veteran assistant who has been in the business for a long time," said Barbee. "He brings a wealth of knowledge having been in the Big 12, the Pac-10 and helping to rebuild the UTEP program into Conference USA Champions and making the NCAA Tournament. He has been a valued member of my staff."

At Washington State in 2000, he helped put together a recruiting class that was rated as high as 28th by Bob Gibbons and a junior college class that was ranked fifth in the nation.

At Oklahoma State, Dickey coached four all-conference players including Bryant Reeves, who led the Cowboys to the 1995 NCAA Tournament Final Four prior to being chosen sixth overall by the Vancouver Grizzlies in the NBA Draft.

Adrian Peterson, Randy Rutherford and Brooks Thompson also garnered all-conference honors.

The Cowboys compiled a 128-65 record during Dickey's tenure under Eddie Sutton, making four postseason tournament appearances in five years with three of those in the NCAA Tournament in 1995, 1998 and 1999.

Dickey was an administrative assistant and basketball operations director at Oklahoma State for the 1993-94 season.

The Valley Springs, Ark., native started his collegiate coaching career as an assistant at Howard College from 1990-91 and Midland College from 1991-93. He began as a head coach at Lakeside High School in Hot Springs, Ark., from 1983-84 and

was an assistant at Morrilton (Ark.) High from 1984-90.

Dickey earned his bachelor's degree in Education from Ouachita Baptist University in 1983. He was a four-year letterman and three-year starter at Ouachita Baptist from 1979-83, earning honorable mention All-Arkansas and honorable mention NAIA District 17 honors.

An all-state selection in basketball and all-conference in baseball at Valley Springs High School, he is the brother of James Dickey, who is in his second year as head coach of Houston and was head coach at Texas Tech from 1991-2001.

Born July 29, 1960, Dickey is married to the former Ginny Jones of Tulsa, Okla., and they have a daughter, Emily (14) and a son, Jackson (12).

Randall Dickey Quick Sketch

PERSONAL DATA: Born Randall Lee Dickey in Harrison, Ark., on July 29, 1960; married to the former Ginny Jones of Tulsa, Okla.; one daughter, Emily (14) and a son, Jackson (12).

PREVIOUS COACHING EXPERIENCE: College – Third season at Auburn, two as an assistant coach (2010-12) and first as director of basketball operations (2012-pres.); Assistant coach at UTEP for six seasons (2004-10); Assistant coach at Washington State for four seasons (1999-2003); Assistant coach at Oklahoma State for four years (1995-99); Administrative assistant and Basketball Operations Director at Oklahoma State for one season (1994-95); Assistant coach at Midland College for two seasons (1991-93); Assistant coach at Howard College for one season (1990-91). High School – Head coach at Lakeside High School in Hot Springs, Ark. for one season (1983-84); Assistant coach at Morrilton (Ark.) High School for six seasons (1984-90).

EDUCATION: Graduated from Valley Springs (Ark.) High School in 1978. Bachelor's degree in Education from Ouachita Baptist University in 1983.

PLAYING EXPERIENCE: High School – Four-year letterman in basketball and baseball (1976-79) at Valley Springs (Ark.) High School. College – Four-year letterman and three-year starter in basketball at Ouachita Baptist (1979-83).

A photograph of Steve Smith, Executive Director of Basketball, in a brown suit jacket, interacting with Auburn basketball players on the court. He is seen from the side, reaching out towards a player in a white jersey with 'TIGERS' on the back. Other players in blue and orange jerseys are visible in the background.

Steve Smith

Exec. Director of Basketball

Steve Smith enters his third season at Auburn under head coach Tony Barbee as the Executive Director of Basketball.

Smith is responsible for all internal aspects of the Auburn Basketball operations and also serves as a liaison between the coaches and senior athletic department administrators, the Auburn basketball family and Auburn community.

In addition, he works closely with the Director of Basketball Operations on all duties, including coordinating day of event duties and camp-related matters and work with the entire staff on strategic initiatives involving the basketball program.

He is responsible for all activities associated with Coach Barbee, including business relationships, speaking engagements, endorsements, event planning and travel. Also, he works closely with Coach Barbee developing the Tony Barbee Scholarship Fund and all other special projects involving Coach Barbee and the basketball program.

Prior to joining the Auburn staff, Smith worked for years as John Calipari's personal assistant. Smith and Coach Barbee spent six years working together in Memphis alongside Coach Calipari. Smith's relationship with Coach Barbee dates back to when Coach Barbee was playing at the University of Massachusetts.

Smith has a background in both the business and sports world. During his athletic career, he has worked in various roles with the New Jersey Nets, Atlanta Braves and Enterprise Sports Radio Network.

Smith earned a bachelor's degree in Sports Management from the University of Massachusetts in 1981.

Born Aug. 24, 1955, in Boston, Mass., Smith is married to the former Kristin Ross of Amherst, Mass., and they have one daughter, Nichole (11), who trains at Auburn University Gymnastics Academy. John Calipari was the best man in their wedding. Smith also has a daughter, Stefanie (19).

Support Staff



**Corey
Speights**
Video Coordinator

Corey Speights enters his third year at Auburn, including his second year as Video Coordinator. He worked as an Administrative Assistant under coach Tony Barbee in 2010-11.

Speights averaged 2.1 points in 15 minutes in 15 games off the bench for UTEP as a sophomore in 2006-07 while shooting 38.9 percent (7-of-18) from 3-point range and 7-of-7 from the foul line. He scored 18 of his 32 points against Southern Miss as he had points in both games vs. the Golden Eagles, including shooting 6-of-9 from 3-point range.

He scored seven points vs. UC Riverside and made his Miner debut vs. Texas Tech on Nov. 25.

Speights was a first-team All-Conference selection for Central Florida Community College in 2005-06 as he led the Patriots to a 21-10 record by averaging 10.0 points, 3.7 rebounds and 3.3 assists.

He was named the Alabama Class 4A Player of the Year in 2004 as a senior at Livingston High School and was a finalist for Mr. Basketball in Alabama after averaging 24 points, 7.6 rebounds, 5.4 assists and 2.0 steals.

The Livingston, Ala., native totaled 33 points, 10 rebounds and six assists in the regional championship game vs. Choctaw County High in 2004. He was a national honor roll student at Livingston.

Speights earned a bachelor's in General Studies from UTEP in 2008 and a master's in Health and Human Performance from North Alabama in 2010. Born Oct. 4, 1985, he is the son of Robert and Patricia Speights and has three brothers, John, Derrick and Robert Jr.



**Damon
Davis**
Asst. Strength & Conditioning Coach

Damon Davis is in his first season as an Assistant Strength & Conditioning Coach responsible for the training of men's basketball as well as men's and women's golf and his fifth overall at Auburn.

Davis spent the previous four years at Auburn as Assistant Strength & Conditioning Coach at Auburn, the last two with the baseball team.

He was an Assistant Strength & Conditioning Coach at the University of Iowa from 2004-08, working with baseball, track and field, cross country and softball while assisting all other sports. Prior to that, he was an intern with the Chicago Bulls from 2002-04.

The Petersburg, Ill., native received his bachelor's degree in Exercise Science from Western Illinois in 2003, and is working on his master's degree at Auburn. He is a Certified Strength & Conditioning Specialist with the National Strength and Conditioning Association, is certified by the Collegiate Strength & Conditioning Coaches Association Strength & Conditioning Coach Certified and is certified as a Sports Performance Coach by United States of America Weightlifting.

He is married to the former Yari Schmidt of Rockford, Ill. They have two children, a son, Magnus (5) and a daughter, Nellie Elizabeth (2).



**Harper
Williams**
Administrative Assistant

Harper Williams enters his second season as an Administrative Assistant under coach Tony Barbee after a 17-year European professional basketball career.

A four-year college teammate of Barbee at UMass from 1989-93, Williams played professionally in the top leagues of Europe, including the Spanish ACB, the Lega Basket Serie A in Italy, the Heba A-1 in Greece and Ligue Nationale de Basketball. He was a player/coach in Liga Espanola de Baloncesto - Adecco Oro, Liga Nacional de Baloncesto Profesional and Novo Basquete Brasil.

Williams was the 1992 Atlantic 10 Player of the Year and was a two-time Atlantic 10 Most Outstanding Player in 1992 and 1993 as well as a two-time first-team all-conference selection. He was inducted into the UMass Athletic Hall of Fame in 2006.

Williams and Barbee teamed to lead UMass to a 91-39 record and four-straight postseason tournament bids. UMass won back-to-back Atlantic 10 Conference regular season and tournament titles in 1992 and 1993.

The duo led UMass to its first winning season and postseason appearance in 20 years as freshmen in 1990 in the NIT and the NIT Final Four in 1991. Williams drilled a game-tying 3-pointer, his first attempt of the season, to help UMass to a 77-71 victory over Syracuse in the 1992 NCAA Tournament Second Round, giving the Minutemen their first Sweet 16 berth.

Despite missing several games with a broken wrist as a senior in 1992-93, Williams returned to lead UMass to the NCAA Tournament Second Round and a repeat of its Atlantic 10 Conference Championship.

Williams' professional accomplishments include the 1996 Copa de Rey Championship with Manresa, the 2000 French National Champions with Limoge CSP along with the 2000 Korac Cup Championship and the 2000 French King's Cup. He was the Most Spectacular Player in 1994, a French All-Star in 2000, a Greek All-Star in 2001 and ACB All-Star in 2003 and led the ACB in blocked shots in 2002.

Williams' 17-year European playing career consists of playing for Leon (ACB) in 1994, Estudiantes (ACB) in 1995, Manresa (ACB) in 1996, Estudiantes (ACB) in 1997, Leon (ACB) from 1998-99, Limoge CSP (France) in 2000, Pannionas (Greece) in 2001, Imola (Italy) in 2002, Manresa (ACB) from 2003-05, Gran Canarias (ACB) in 2006, Lugo (LEB) in 2007, Caceres (LEB) in 2008, Durango (LNB) in 2009 and France (NBB) in 2010.

The Bridgeport, Conn., native, led Bassick High to the Connecticut state championship with a 23-0 record as a senior in 1989 and was named the Connecticut Player of the Year. Williams earned a bachelor's of arts degree in Education from UMass in 1995.

78 Born May 25, 1971, in Bridgeport, Conn., he is married to the former Wendy Webb of Springfield, Mass. They have two children, Harper III (11) and Hannah (9).



**Jermile
Brooks**
Athletic Trainer

Jermile Brooks enters his first season as Athletic Trainer for the basketball team.

Brooks spent the previous four years from 2008-12 working at Clemson University with the men's basketball team as an Assistant Athletic Trainer. He also supervised graduate assistants for cross country and track & field.

He was an assistant athletic trainer at his alma mater, College of Charleston, from 2005-08 where he was the primary athletic trainer for men's basketball, equestrian, cross country, track & field, women's golf and cheerleading. He also was rehab coordinator for the Johnson Center Athletic Training Room. Brooks was coordinator of inventory and budgeting of supplies, clinical instructor for student athletic trainers and supervisor of the school's graduate interns.

Brooks worked as a graduate assistant athletic trainer at Clemson from 2001-03 where he worked with baseball and football. In his only season with the baseball team, Clemson went 39-22 and advanced to the NCAA Tournament in the Auburn Regional.

He earned a bachelor's degree in Physical Education from College of Charleston in 2001 and a master's degree in Educational Counseling from Clemson in 2003. He is a nationally certified athletic trainer and is certified through the National Academy of Sports Medicine as a Corrective Exercise Specialist (NASM-CES).

Brooks is married to the former Haley Myers of Birmingham, Ala. They have two sons, Caleb (2) and Aiden (born October 1, 2012).

Support Staff



Keith Bagwell
Dir., Facilities Operations



Helen Baggett
Asst. Dir., Development Tiger Paws Coach



Taylor Bryan
Asst. Director, Media Relations



Dale Calloway
Equipment Room Assistant



Jessica Chrabaszcz
Athletic Event Coordinator



Matt Davis
Ticket Sales Coordinator



Latisha Durroh
Dir., Community Relations/Spirit



Kevin Duvall
Information Tech Specialist



Chuck Gallina
Director, Media Relations



Robert Gottesman
Scorer's Table Crew



Mike Hales
Marketing, Asst. Director



Kathy Harker
Media Relations, Admin. Asst.



Dianne Harper
Stats Crew



Steve Herren
Director, External Services



Bernard Hill
Sr. Associate AD



Ellyn Hix
Stats Crew



Elizabeth Holbert
Academic Counselor



Sam Hopkins
Manager



Chris Johnson
Manager



Stephen Lautz
Asst. AD, Compliance



Alex Mastin
Manager



Megan McGowan
Stats Crew



Stephen Naughton
Asst. Athletic Director, Tickets



Hillary Nowland
Dir., BKB Services & Arena Events



Brooks Ohman
Manager



Chas Petrone
Manager



Bobby Poole
Stats Crew



Becky Richardson
Stats Crew



Jeremy Roberts
Director, Event Management



Randy Roberts
Chaplain



Justin Striebel
Dir. of Internet Services



Kevin Robinson
Scorer's Table Crew



Steve Sain
Media Relations, Video Contact



Francis Sanda
Official Scorer



Todd Van Emst
Photographer



Chick Wade
Scorer's Table Crew



Jamarrus Walton
Manager



Brett Wolke
Coordinator, Athletic Events



Taylor Yates
Tiger Paws Coach

Administration

Jay Gogue

President



Jay Gogue began his tenure as Auburn University's 18th president on July 16, 2007.

The Waycross, Ga., native is a two-time Auburn graduate in horticulture, receiving a bachelor's degree in 1969 and a master's in 1971. In 1973, he earned a doctorate in horticulture from Michigan State University.

Shortly after returning to his alma mater, Gogue engaged the talent and insight of the Auburn family toward development of a dynamic and forward-looking strategic plan to guide the University for the future. Students, alumni, employees, business leaders and other stakeholders contributed to a roadmap that will strengthen Auburn's academic, research and outreach mission, improve operational efficiency and develop human capital.

Gogue arrived at Auburn with ample experience in the top ranks of academia. He was selected president of New Mexico State University in 2000 and, in 2003, named president of the University of Houston and chancellor of the University of Houston System.

Gogue worked for the National Park Service from 1973 to 1986, rising to the position of chief administrative scientist for several regions of the U.S. Park system. He began his distinguished career in higher education administration in 1986 as associate director of the Office of University Research at Clemson University, where he also served as vice president for research and vice president/vice provost for agriculture and natural resources. Utah State University selected Gogue as provost in 1995.

Gogue met his wife, Susie, in the 8th grade, and they married during their undergraduate years at Auburn. Susie also earned two Auburn degrees. They are the proud parents of three children and have two grandchildren.

He is a member of Phi Kappa Phi and Golden Key honor societies, Sigma Chi Fraternity, Sigma Xi scientific research society and the National Society of Scabbard and Blade, the honorary military society for all branches of service. Gogue previously served as an accreditation reviewer for the Pacific Northwest Association of Schools and Colleges.

Jay Jacobs

Athletics Director



Auburn Director of Athletics Jay Jacobs has a vision of leading Auburn Athletics to becoming the nation's preeminent Athletics Department.

In his tenure at the helm of the Tigers' program, the department has prospered athletically, academically and financially.

Under Jacobs' leadership, Auburn Athletics has made major strides benefitting Auburn student-athletes, coaches and fans. The department has focused on five strategic goals under his leadership: Winning, graduating student-athletes, managing the department's fiscal affairs, complying with SEC and NCAA rules and providing a positive game day experience.

The Auburn Athletic Department has consistently ranked in the top 10 percent of the NACDA Directors Cup and has claimed 10 national championships under Jacobs, including a school-record four titles in 2005-06. In 2010, the football program claimed the BCS National Championship, its first national title since 1957. The Auburn equestrian team also won its second national title in 2011. Under Jacobs' watch, Auburn's athletic programs have captured 22 Southeastern Conference titles.

Academically, Auburn has earned seven public recognitions by the NCAA for scoring in the 90th-100th percentile nationally in the Academic Progress Rate (APR).

Jacobs served as the Senior Associate Athletics Director for Tigers Unlimited prior to his appointment as Director of Athletics and has initiated several successful business ventures for the Athletics Department, including a lucrative contract with Under Armour Performance Apparel and a nine-year extension with multimedia rights holder IMG.

During Jacobs' tenure, Auburn has also moved forward with numerous facility projects designed to benefit Tiger athletic programs and their fans, most notably, the construction of the state-of-the-art Auburn Arena and basketball practice facility for the 2010-11 season. The most recent facilities upgrade was a \$16 million multipurpose 100-yard indoor practice facility.

Jacobs was named Auburn's 14th Director of Athletics on Dec. 22, 2004, after working in almost every area of the Auburn Athletic Department for the previous 20 years.

Jacobs earned his undergraduate and master's degrees in business administration from Auburn in 1985 and 1988, respectively, and was a member of the Auburn football team, earning two letters as an offensive tackle in 1982 and 1983. He is a member of the Auburn chapter of Phi Kappa Phi honorary.

He is married to the former Angie Sapp of Dublin, Ga. The couple has three daughters, Haley, Meagan and Jayne. They are also foster parents.



Scott Carr
Sr. Associate AD,
External Affairs



Kay Hargrave
Sr. Associate AD,
Development



Bernard Hill
Sr. Associate AD



Tim Jackson
Executive Assoc.
Athletics Director



Meredith Jenkins
Sr. Associate AD,
Sr. Women's Admin.



Rich McGlynn
Sr. Associate AD



David Mines
Associate AD,
Internal Operations



Kirk Sampson
Associate AD,
Communications



Dr. Gary Waters
Sr. Associate AD,
Student Athlete
Support Services



Terry Windle
Sr. Assoc. AD
and CFO

Auburn IMG Sports Network



Mike Hubbard
Executive Producer



Jon Cole
VP/General Mgr.



Rod Bramblett
Play-by-Play/
TV Host



Daymeon Fishback
Analyst



Sonny Smith
Analyst



Paul Ellen
Analyst

The Auburn IMG Sports Network is the exclusive producer and marketer of Auburn sports programming and offers radio and television programming, gameday publications and Internet services to Auburn fans worldwide.

The Network is responsible of all marketing and advertising opportunities associated with Auburn athletics. Such projects include radio and television broadcasts, coaches' television shows and pay-per-view and cable telecasts for various sports. Additionally, the Network is responsible for signage, event marketing and promotional opportunities.

Auburn's award-winning gameday programs are published by the Network, in concert with the Athletics Department. The official web site for Auburn sports, www.auburntigers.com, is coordinated by the Network in conjunction with CBS.

For more information on the multimedia rights held by Auburn IMG Sports Network or for advertising opportunities, call (334) 826-2929, or visit them on the Internet at www.AuburnTigers.com.

Contacting the Auburn IMG Sports Network:

All questions related to advertising associated with Auburn athletics or questions regarding broadcasts, publishing, Internet or promotional marketing rights, may be answered by calling the Auburn IMG Sports Network at 334.826.2929.

Mike Hubbard Executive Producer
 Jon Cole General Manager
 Rod Bramblett Lead Announcer/Dir. of Broadcast Services
 Steve Witten Assoc. General Manager
 Chris Davis Sr. Account Manager
 Cabell Philpott Network Manager
 Jessi Duval Network Operations
 Ben Harling Account Executive
 Zach Brewster Account Executive
 Drew Walker Asst. Exec. Dir. of Video Production
 John Mitchell Video Producer
 Kiehl Beehler Dir. of Video Production
 Andrew Aaron Video Production Assistant
 Susan Dover Partnership Services Coordinator
 Tracy Ledbetter Administrative Assistant
 Ed Bagwell Vending Director

Auburn IMG Sports Network Basketball Affiliates

City	Call Letters	Freq.	City	Call Letters	Freq.
Abbeville.....	WESZ-FM	98.7	Huntsville.....	WBHP-AM	1230
Alexander City.....	WKGA-FM	97.5	Jasper.....	WIXI-AM	1360
Andalusia.....	WAAO-FM	103.7	Mobile.....	WAVH-FM	106.5
Anniston/Gadsden.....	WCKA-FM	94.3	Montgomery.....	WMSP-AM	740
Anniston/Gadsden.....	WCKA-AM	810	Montgomery.....	WLWI-FM	92.3
Auburn-Opelika.....	WKKR-FM	97.7	Moulton.....	WALW-FM	98.3
Birmingham.....	WAPI-FM	100.5	Nashville, TN.....	WPRT-FM	102.5
Birmingham.....	WAPI-AM	1070	Panama City, FL.....	WLTG-AM	1430
Centre.....	WEIS-AM	990	Pensacola, FL/Flomaton	WPFL-FM	105.1
Centre.....	WEIS-FM	100.1	Roanoke/LaGrange,GA.	WELR-FM	102.3
Colquitt, GA.....	WCOQ-FM	90.5	Scottsboro.....	WZCT-AM	1330
Columbus, GA.....	WSHE-AM	1270	Selma.....	WHBB-AM	1490
Cullman.....	WKUL-FM	92.1	Selma.....	WDXX-FM	100.1
Decatur.....	WHOS-AM	800	Sheffield/Shoals Area	WBTG-AM	1290
Demopolis.....	WXAL-AM	1400	Sheffield/Shoals Area	WBTG-FM	106.3
Dothan.....	WESP-FM	102.5	Sylacauga.....	WYEA-AM	1290
Eufaula.....	WRVX-FM	97.9	Thomasville.....	WJDB-FM	95.5
Evergreen.....	WPPG-FM	101.1	Thomasville.....	WJDB-AM	630
Foley.....	WHEP-AM	1310	Vernon.....	WVSA-AM	1380
Foley.....	WHEP-FM	92.5	Vernon.....	WJEC-FM	106.5
Fort Payne.....	WZOB-AM	1250	XM Satellite Radio		
Greenville.....	WQZX-FM	94.3	(check Auburn Basketball game notes for channel #)		
Guntersville.....	WTWX-FM	95.9			
Hackleburg.....	WFMH-FM	95.5			
Haleyville.....	WJBB-FM	92.7			



Selected Auburn basketball and football broadcasts can be heard on XM Satellite Radio.



Play-by-play announcer and two-time Ala. Sportscaster of the Year, Rod Bramblett (l), and analyst Daymeon Fishback, a member of Auburn's 1999 SEC Championship team.

Auburn Basketball Review Airs Saturdays

Market	Station	Channel	Day/Time
Birmingham	ABC 33/40	33/40	TBA
Columbus, GA	WRBL-TV	3	TBA
Huntsville	WZDX-TV	54	TBA
Mobile/Pensacola,FL	WJTC-TV	44	TBA
Montgomery	WCOV-TV	20	TBA
Opelika	WLGA-TV	66	TBA
Dothan	WTVY-TV	4	TBA
Regional Cable	Comcast/Charter		TBA





Auburn Arena





Auburn Arena Practice Facility





Locker Room

90:00





PLAY HARD.
PLAY SMART.
PLAY TOGETHER.



Locker Room





Weight Room





Training Room





Courtside Lounge





Two sheets of paper with a grid layout, possibly a menu or order form, are placed on a dark table in the foreground. The papers have several columns and rows, with some text and lines visible, but they are not clearly legible.

Scholarship Terrace








Auburn All-American Charles Barkley





HONORS THE PAST DEFINES THE PRESENT AND INSPIRES THE FUTURE



Lovelace Athletic Museum

When the original Jonathan B. Lovelace Museum & Hall of Honor first opened at the Auburn Athletics Complex, it had a bigger purpose than housing memorabilia and banners.

“The purpose of the Lovelace Museum was to honor the past, define the present and inspire the future,” said David Housel, former Auburn Athletics Director and the unofficial historian of Auburn Athletics. “If we don’t know where we come from, we really don’t know who we are. If we don’t know who we are, we really don’t know where we have a chance to go.”

While the newly opened Lovelace Hall of Honor at Auburn Arena holds true to the museum’s original intent, it presents Auburn’s history and defines the Auburn Family in a more colorful, interactive and perhaps even more inspiring way.

Fans who visit the Lovelace Hall of Honor at Auburn Arena will take an interactive walk through Auburn Athletics history. They will hear and feel what it must be like to experience Tiger

Walk. They are sure to learn facts about Auburn Athletics history they didn’t know.

Whether those visiting the Hall of Honor are life-long Auburn fans, the young children of Auburn alumni or even visiting fans from other schools, Randy Byars hopes they will come away knowing what makes the Auburn experience unique.

“The most important thing that we are trying to communicate is what it is like to be a part of the Auburn Family,” said Byars, who oversaw the development of the Hall of Honor with help from a consulting firm.

The project has been a labor of love for Byars, who spent months sifting through artifacts from the old museum while also working to obtain new mementos and items never seen before.

The museum features 17 interactive sports cases highlighting each sport at Auburn. LCD screens display pictures of past champions and historical moments, and artifacts in each case complement the stories told on the screens,

such as the women’s track and field case. It features the National Championship trophy the team won in 2006. Look above the trophy, and a bar is mounted at a height of 6-2.25, the distance school record-holder Raevan Harris cleared in 2009.

“When we set a new record, I’ll have to move the bar up,” Byars quipped.

Visitors browsing the sports cases can also view Bo Jackson’s Heisman Trophy, Jeff Beard’s track shoes from the 1932 season and a football signed by the 1937 football team, which won the Bacardi Bowl, Auburn’s first bowl game that was played in Havana, Cuba. Auburn and Villanova fought to a 7-7 tie in a game that was almost canceled because Cuban Dictator Fulgencio Batista’s picture was not in the game program. The names scribbled on the ball are those of Auburn legends like Walter Gilbert and Billy Hitchcock.

No Auburn Hall of Honor would be complete without Auburn’s 17-16 win over Alabama in the 1972 Iron Bowl. And while many Auburn



fans know that David Langner scooped up two blocked punts on nearly identical plays to score the winning touchdowns, few may remember the name Gardner Jett. Jett was the placekicker who kicked the go-ahead extra point to seal the victory. His black kicking cleats from the game are featured in one of the cases.

Other walls at the Hall of Honor feature great Auburn players, teams and coaches. The "Great Auburn Moments" wall presents a chronological history of watershed moments, beginning with Auburn's first football game against Georgia in 1892. Dr. George Petrie was the coach, and the price of admission was 50 cents.

The Auburn Spirit Theater, as Byars calls it, is sure to be a fan favorite. A 16-foot wide screen features 25 brief videos that tell the Auburn story in a compelling, even moving, way. One clip features legendary Coach Pat Dye and the men who played for him. They reminisce about the brutal practices early in the Dye era and how playing for Coach Dye taught

them more about life than about football. The "Punt Bama Punt" piece features video and audio highlights of that day that will forever live in Auburn lore.

"These video clips," Byars said, "are not meant to just be the greatest Auburn sports highlights. They tell the story about what makes Auburn special--the Auburn Family and the Auburn spirit."

Another display that Byars calls the "Celebration Area" symbolizes Toomers Corner after an Auburn victory. A ring of white streamers hangs down from the ceiling along with orange and blue banners honoring Auburn's championship teams. Look up, and Nova is circling overhead on a blue-sky canvas.

Another unique feature at the Hall of Honor features pictures of every Auburn student-athlete who has competed for Auburn over the past six years. From a distance, the mosaic shows the eagle soaring above the turf of Pat Dye Field above the inter-locking Auburn

symbol. Up close, fans will see some familiar faces and some they may not know that create the mosaic.

When Auburn men and women, their children and grandchildren stroll through the Hall of Honor on Saturdays this fall or throughout basketball season, Houseal hopes--knows, really--that something important will be happening.

"Knowing who we are, knowing where we've come from puts flesh and blood and spirit on the words 'hopes, dreams and aspirations.' It gives those words a humanity that is often lacking when people talk about them. The thing that separates Auburn from other schools is the fact that most people who are Auburn fans became aware of Auburn or were brought to Auburn by someone who loved them and cared about them. That's what makes the Auburn experience special."

And that's what makes a visit to the Lovelace Hall of Honor at Auburn Arena worth every minute of it.

Auburn Arena & The Village

An aerial photograph of a large residential complex named 'The Village' at Auburn University. The complex consists of several long, multi-story brick buildings with dark grey roofs and white window frames, arranged in a U-shape around a central green courtyard. The buildings have a distinctive gabled roofline. In the background, there is a large parking lot with many cars and a road. The overall scene is captured from a high angle, showing the layout of the buildings and surrounding infrastructure.

Players' Residence at The Village



Auburn Dining Hall

Auburn Arena

Practice Facility

Living at The Village





Dining Hall





Tigers Travel

The Auburn Tigers travel in first class style on chartered jets with captain seats that fly into and out of Auburn directly to and from visiting sites.

Under normal circumstances, the Tigers will be at their home in Auburn within two hours after the game is over.

This allows the Tigers to attend a maximum amount of class time and study hall. Auburn basketball student-athletes have the maximum access towards their academic and athletic goals.

The Tigers stay in exquisite hotels and eat at the finest restaurants when traveling on the road.

The Tigers are going to Chicago, Boston and Charleston, S.C., this year and went to Honolulu, Hawaii, last season for the Hawaiian Airlines Diamond Head Classic.





Charles Barkley

A full-page photograph of Charles Barkley in a white Houston Rockets jersey with the number 4. He has his arms raised in celebration, mouth open. In the background, another player in a blue Philadelphia 76ers jersey is visible.

Auburn (1981-84)
1984 NBA Draft
(1st round, 5th pick)
Philadelphia 76ers (1984-92)
Phoenix Suns (1992-96)
Houston Rockets (1996-2000)

Jamison Brewer



Auburn (1999-2001)
2001 NBA Draft
(2nd round, 41st pick)
Indiana Pacers (2001-04)
New York Knicks (2004-06)

Pat Burke



Auburn (1993-97)
Orlando Magic (2002-03)
Phoenix Suns (2005-06)

Bobby Cattage



Auburn (1976-81)
1984 NBA Draft
(8th round)
Utah Jazz (1981-82)
New Jersey Nets (1985-86)

Marquis Daniels



Auburn (1999-2003)
Dallas Mavericks (2003-06)
Indiana Pacers (2007-09)
Boston Celtics (2009-12)

Adam Harrington



Auburn (2000-02)
Dallas Mavericks (2002-03)
Denver Nuggets (2003)

Eddie Johnson



Auburn (1973-1977)
1977 NBA Draft (3rd round)
Atlanta Hawks (1977-86)
Cleveland Cavaliers (1985-86)
Sacramento Kings (1986-87)
Seattle SuperSonics (1986-87)



Darrell Lockhart

**Auburn (1979-83)
1983 NBA Draft (2nd round)
Dallas Mavericks (2003-06)
Indiana Pacers (2007-09)**



John Mengelt

**Auburn (1968-71)
1971 NBA Draft (2nd round)
Kansas City-Omaha Kings (1971-72)
Detroit Pistons (1972-76)
Chicago Bulls (1976-80)
Golden State Warriors (1980-81)**

A black and white photograph of Mike Mitchell in a San Antonio Spurs jersey, number 34. He is in the air, holding a basketball with both hands, ready to shoot. His jersey has "SPURS" and "34" on it.

Mike Mitchell

Auburn (1974-78)
1978 NBA Draft
(1st round, 15th pick)
Cleveland Cavaliers (1978-82)
San Antonio Spurs (1981-88),
(1989-90)

A color photograph of Chris Morris in a Phoenix Suns jersey, number 34. He is in a dynamic pose, looking to his left. His jersey has "SUNS" and "34" on it.

Chris Morris

Auburn (1984-88)
1988 NBA Draft
(1st round, 4th pick)
New Jersey Nets (1988-95)
Utah Jazz (1995-98)
Phoenix Suns (1998-2000)



Mamadou N'diaye



Moochie Norris

**Auburn (1996-2000)
2000 NBA Draft
(1st round, 26th pick)
Denver Nuggets (2000)
Toronto Raptors (2000-04)
Dallas Mavericks (2004)
Atlanta Hawks (2004)
Los Angeles Clippers (2005)
Los Angeles Lakers (2007)**

**Auburn (1994-95)
1996 NBA Draft (2nd round)
Milwaukee Bucks (1996-97)
Vancouver Grizzlies (1996-97)
Seattle SuperSonics (1998-99)
Houston Rockets (1999-2005)
New York Knicks (2004-06)**

Myles Patrick



Auburn (1974-78)
Los Angeles Lakers (1980-81)

Stan Pietkiewicz



Auburn (1974-78)
1978 NBA Draft (10th round)
San Diego Clippers (1978-81)

Chuck Person



Auburn (1982-86)
1986 NBA Draft
(1st round, 4th pick)
Indiana Pacers (1986-92)
Minnesota Timberwolves (1992-94)
San Antonio Spurs (1994-98)
Charlotte Hornets (1998-99)
Seattle SuperSonics (1999-2000)

Wesley Person



Auburn (1990-94)
1994 NBA Draft
(1st round, 23rd pick)
Phoenix Suns (1994-97)
Cleveland Cavaliers (1997-2002)
Memphis Grizzlies (2002-04)
Portland Trail Blazers (2004)
Atlanta Hawks (2004)
Miami Heat (2004-05)
Denver Nuggets (2005)

A photograph of Chris Porter, a basketball player, in mid-air. He is wearing a white jersey with orange and black accents, featuring the number 4 and a logo. He is holding a basketball with both hands above his head. The background shows a basketball court with other players and spectators.

Chris Porter


Auburn (1998-2000)
2000 NBA Draft (2nd round)
Golden State Warriors (2000-01)

A photograph of Aaron Swinson, a basketball player, in mid-air. He is wearing a white Phoenix Suns jersey with orange and red accents, featuring the number 4. He is holding a basketball with both hands above his head. The background shows a basketball court with other players and spectators.


Aaron Swinson

Auburn (1991-94)
Phoenix Suns (1994-95)

World Famous Fan Base




Bo Jackson, Auburn Heisman Trophy Winner and two-sport All-Star in the NFL and Major League Baseball, with the SEC Champion Auburn Tigers.




Charles Barkley, Auburn All-American and one of the NBA's Top 50 Greatest Players of all-time, watches Auburn in the NCAA Tournament Sweet 16.



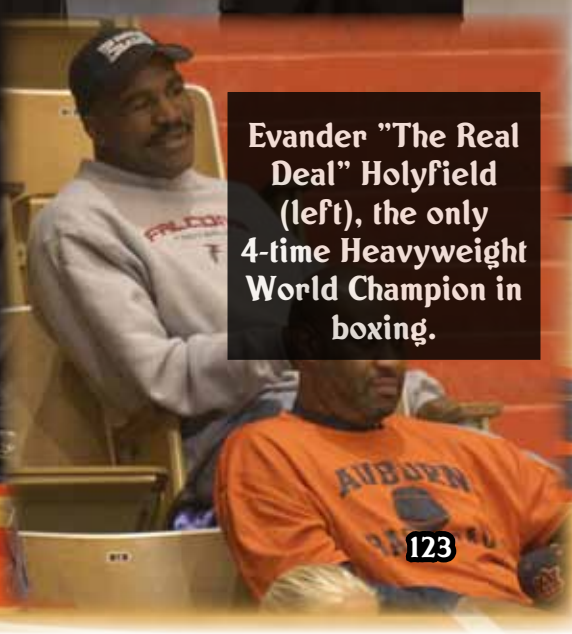
Charles Barkley in a press conference prior to an Auburn Basketball home game.




Chuck Person, former Auburn All-American and 13-year NBA veteran, is currently an assistant coach with the NBA Champion Los Angeles Lakers.




(l to r): Auburn Athletics Director Jay Jacobs with former Auburn greats and MLB All-Stars Tim Hudson (Atlanta Braves), Bo Jackson (Oakland Raiders/Kansas City Royals), Gregg Olsen (Baltimore Orioles).



Evander "The Real Deal" Holyfield (left), the only 4-time Heavyweight World Champion in boxing.



Charles Barkley
Auburn
All-American



Tim Hudson,
Atlanta Braves

National Media Interest





AUBURN TIGER

abc 33
40


XTERR







CHARLESTON
C L A S S I C
presented by **FOSTER GRANT.**



Charleston Classic

Charleston, S.C.

Nov. 15-18, 2012



Charleston Classic presented by Foster Grant

Hosted by ESPN and the Southern Conference
 November 15, 16 & 18, 2012 • TD Arena
 Charleston, SC



***All times listed in EASTERN TIME (ET)**
 All games will also be available on ESPN3D
Home team is listed on the bottom of each match-up

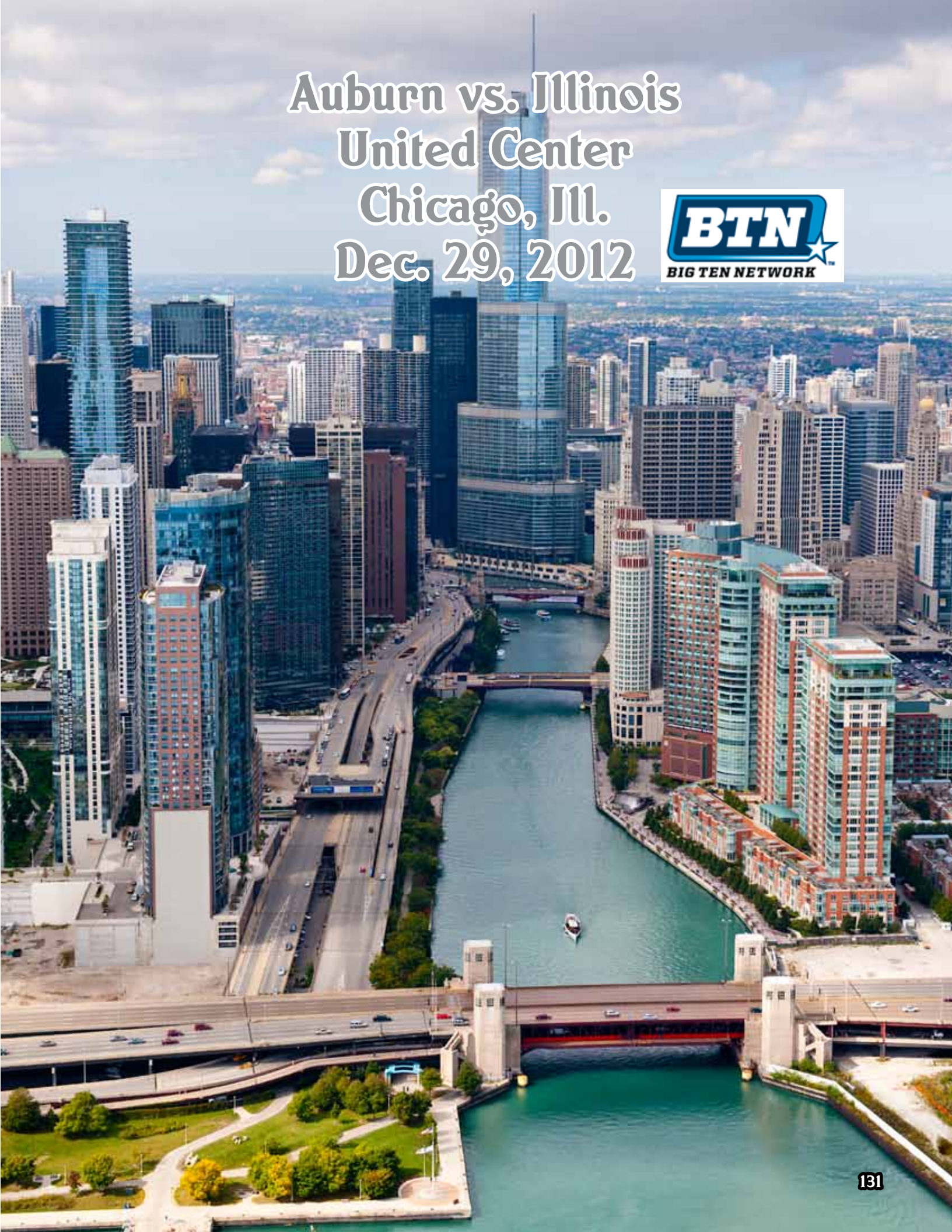


Non-Bracketed Games: Auburn v. Boston College (Nov 21) & Baylor v. Charleston (Nov 24)

**Auburn at Boston College
Charleston Classic Finale
Boston, Mass.
Nov. 21, 2012**



Auburn vs. Illinois
United Center
Chicago, Ill.
Dec. 29, 2012





Nashville, Tenn. Bridgestone Arena March 13-17, 2012



2013 SEC MEN'S BASKETBALL TOURNAMENT


March 13-17 • Bridgestone Arena • Nashville, Tenn.



First Round Wednesday, March 13 **Second Round** Thursday, March 14 **Quarterfinals** Friday, March 15 **Semifinals** Saturday, March 16 **Championship** Sunday, March 17



AUBURN



FACILITIES



Tigers in the Olympics



Charles Barkley

Olympics

Charles Barkley (1992, 1996)

U-22 World Championship

Wesley Person (1993)

World University Games

Mamadou N'diaye (1998), Senegal
 Pat Burke (1993, 1995), Ireland
 Chuck Person (1985)
 Charles Barkley (1983)
 John Mengelt (1970)

U.S. Olympic Festival

Wesley Person (1991)
 Chris Morris (1985)
 Charles Barkley (1982)

Junior World Championship

Wesley Person (1991)



Wesley Person




1992 United States Olympic Gold Medal Dream Team

Front Row (l to r): David Fischer (team physician), Scottie Pippen, Christian Laettner, Patrick Ewing, Chuck Daly (head coach), David Robinson, Karl Malone, Charles Barkley.
 Back Row: Mike Krzyzewski (asst. coach), Lenny Wilkens (asst. coach), Michael Jordan, Larry Bird, Earvin "Magic" Johnson, Chris Mullin, Clyde Drexler, John Stockton, P.J. Carlesimo (asst. coach), Ed Lacerte (athletic trainer).



1996 United States Olympic Gold Medal Dream II Team

Front Row (l to r): Bobby Cremins (asst. coach), Jerry Sloan (asst. coach), Karl Malone, Lenny Wilkens (head coach), Charles Barkley, Clem Haskins (asst. coach). Middle Row: Gary Payton, Reggie Miller, Scottie Pippen, Anfernee Hardaway. Back Row: David Robinson, Mitch Richmond, Hakeem Olajuwon, John Stockton, Grant Hill, Shaquille O'Neal.



1996 Olympic Gold Medal



Southeastern Conference
Basketball is a
"Tradition of Excellence"

Former Auburn standout
Marquis Daniels attempts
a shot for the Indiana Pacers.



Did you know? ...

The SEC is one of just two conferences in the nation to have all of its teams ranked at least one week in the AP top 25 since 1999-2000.

- The RPI has ranked the SEC the No.1 overall conference in all of college basketball in five of the past 12 seasons.

- Every SEC team has played in the NCAA Tournament at least once since the 2002 season.

- The SEC record for most Sweet 16 appearances in an NCAA Tournament is four set in 1986 when Auburn, Alabama, Kentucky and LSU advanced past the first two rounds and in 1996 when Arkansas, Georgia, Kentucky and Mississippi State did it.

- Eight SEC players were chosen in the 2012 NBA Draft. Over the last five NBA Drafts, 35 SEC players have heard their names called. Seven were chosen in 2010.

The and the

- 400 former SEC players have been selected in the NBA Draft since 1949.
- 110 players have been taken in the NBA Draft since 1990, including 12 in 2012, eight in 2007 and seven each in 2010, 2005 and 2004.
- 55 players have been selected in the first round of the NBA Draft since 1990.
- 29 players chosen as lottery picks in the NBA Draft since the Draft Lottery was incepted in 1985, including four in 2010 and three in both 2012 and 2007.



SEC ond to None

Did you know? ...


- The SEC has captured 11 NCAA Championships and four NIT titles, putting the SEC as one of the nation's top basketball conferences.
- The SEC led all other conferences with five NBA All-Star selections in 2010 in Atlanta's Joe Johnson and Al Horford and Boston's Rajon Rondo.
- Each of the 126 conference games will be televised live as part of the SEC's historic 15-year agreements with CBS Sports and ESPN that began in 2009-10.
- National coverage of the SEC Basketball Tournament has been expanded with the semifinals and championship game broadcast on ESPN on ABC. The SEC Network and ESPN3 will televise the first two rounds of the tournament March 13-17 in Nashville. The SEC Network, ESPNU and ESPN3 will televise the quarterfinals.



1960 SEC Champions



Auburn 63, Alabama 61 (ot) (Feb. 27, 1960) in Montgomery, Ala., when Auburn clinched SEC Championship. (l to r) Jerry Hart mgr., Buddy Davidson (broken nose), Ray Groover (22), Bill Ross (21), fan with Auburn hat



Auburn head coach Joel Eaves is carried off the floor by David Vaughn (30), Terry Hinote and John Helmlinger (40).



Jimmy Fibbe sinks the game-winning free throw in No. 17 Auburn's 61-60 upset of Kentucky en route to the 1960 SEC Championship on Feb. 20, 1960, in the Sports Arena.

SEC BASKETBALL CHAMPIONS 1960



1960 SEC Champions

Sitting (l to r): Joel Eaves (head coach), Jerry Hart (manager), Bayward McManus, Ray Groover, George Cochran, Jimmy DeVenney, Bob Mays (manager), Bill Lynn (asst. coach). Standing: Bill Ross, Terry Hinote, David Vaughn, John Helmlinger, Leon Posey, Jorge Haeussler, Jimmy Fibbe, Porter Gilbert, Henry Hart (captain).

1959-60

Won 19, Lost 3 (12-2 SEC)

COACH: Joel Eaves

CAPTAIN: Henry Hart

			AU	Opp.
Dec. 1	Florence State	(H)	95	69
Dec. 5	Troy State	(H)	72	46
Dec. 7	Howard	(H)	104	57
Dec. 12	Florida State	(H)	62	58
Dec. 18	Navy	(N1)	61	68
Dec. 19	Alabama	(N1)	59	52
Dec. 28	Florida State	(A)	76	63
Jan. 2	Mississippi State	(A)	64	48
Jan. 4	Ole Miss	(A)	56	64

Jan. 9	Florida	(A)	73	69
Jan. 16	Alabama	(N2)	69	66
Jan. 19	Georgia Tech (NR,6)	(A)	66	59
Jan. 23	Georgia	(A)	59	68
Jan. 30	Vanderbilt	(H)	55	54
Feb. 2	Georgia Tech (NR,6)	(H)	48	45
Feb. 6	Georgia	(H)	72	45
Feb. 8	Florida	(H)	89	51
Feb. 13	LSU (17,NR)	(A)	63	61
Feb. 15	Tulane (ot) (17,NR)	(A)	53	51
Feb. 20	Kentucky (17,NR)	(H)	61	60
Feb. 22	Tennessee (17,NR)	(H)	72	63
Feb. 27	Alabama (ot) (13,NR)	(N2)	63	61

(N1) Birmingham Classic, Birmingham, Ala.
(N2) Montgomery, Ala.

1960 Final Wire Service Polls

Associated Press


1. Cincinnati
2. California
3. Ohio State
4. Bradley
5. West Virginia
6. Utah
7. Indiana
8. Utah State
9. St. Bonaventure
10. Miami (Fla.)
11. Auburn

United Press International

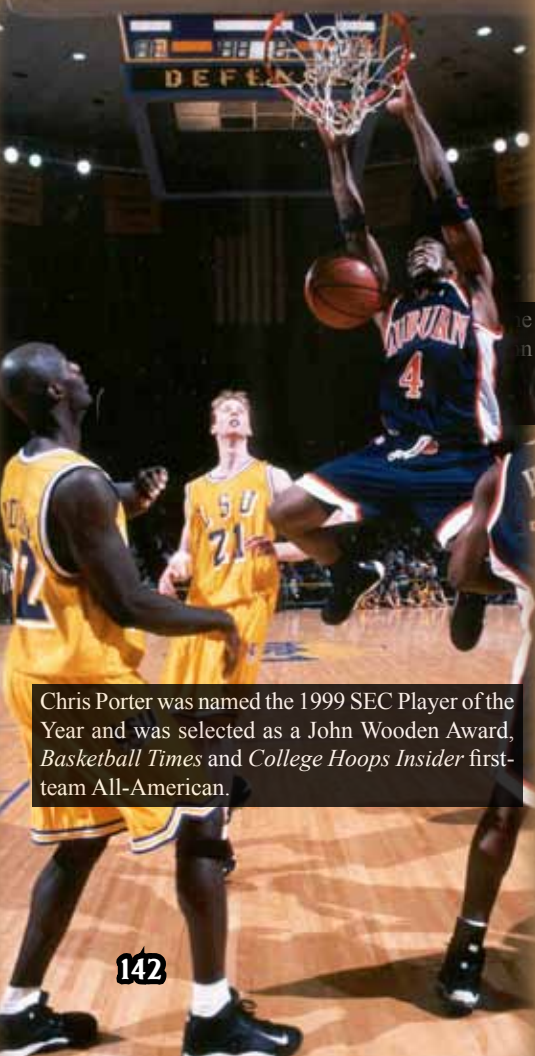
1. California
2. Cincinnati
3. Ohio State
4. Bradley
5. Utah
6. West Virginia
7. Utah State
8. Georgia Tech
9. Villanova
10. Indiana
17. Auburn



1999 SEC Champions



Scott Pohlman cuts down the net following No. 3 Auburn clinching the 1999 SEC Championship in an 81-63 victory over Vanderbilt on Feb. 17, 1999, in Beard-Eaves-Memorial Coliseum.



Chris Porter was named the 1999 SEC Player of the Year and was selected as a John Wooden Award, *Basketball Times* and *College Hoops Insider* first-team All-American.





1999 SEC Champions

Sitting (l to r): Corey Watkins, Jay Heard, Doc Robinson, Bryant Smith, Reggie Sharp, Scott Pohlman, Charlton Barker. Standing: Abe Smith, Chris Porter, Mack McGadney, Mamadou N'diaye, David Hamilton, Adrian Person, Daymeon Fishback, Adrian Chilliest.

1998-99

Won 29, Lost 4 (14-2 SEC)

COACH: Cliff Ellis

CAPTAIN: Bryant Smith, Doc Roibnson

		AU	Opp.
Nov. 13	Southeastern Louisiana (H)	114	60
Nov. 16	Florida A&M (H)	94	47
Nov. 19	Central Florida (H)	77	42
Nov. 23	BYU (H)	62	43
Nov. 27	Rutgers (N1)	70	55
Nov. 29	Hawaii (A1)	84	57
Dec. 3	UNC-Asheville (H)	91	60
Dec. 6	Florida State (A)	80	68
Dec. 12	UAB (24,NR) (A2)	77	64
Dec. 15	Wofford (18,NR) (H)	79	51
Dec. 19	Navy (18,NR) (A)	88	70
Dec. 29	Bethune-Cookman (15,NR)(H)	99	46
Jan. 2	Tennessee (15,NR) (H)	90	62
Jan. 6	Arkansas (14,18) (H)	83	66
Jan. 9	LSU (14,NR) (A)	73	70
Jan. 13	Ole Miss (8,NR) (A)	74	59

Jan. 16	Florida (8,NR) (H)	88	69
Jan. 20	Kentucky (6,7) (A)	62	72
Jan. 23	Alabama (6,NR) (A)	73	58
Jan. 27	Mississippi State (7,NR)(H)	64	54
Jan. 30	Georgia (7,NR) (A)	85	74
Feb. 3	South Carolina (6,NR) (A)	76	48
Feb. 6	LSU (6,NR) (H)	80	54
Feb. 9	Ole Miss (3,NR) (H)	95	66
Feb. 13	Alabama (3,NR) (H)	102	61
Feb. 17	Vanderbilt (3,NR) (H)	81	63
Feb. 24	Arkansas (2,NR) (A)	88	104
Feb. 27	Mississippi State (2,NR)(A)	76	73
Mar. 5	Alabama (4,NR) (N3)	93	61
Mar. 6	Kentucky (4,14) (N3)	57	69
Mar. 11	Winthrop (4,NR) (N4)	80	41
Mar. 13	Oklahoma State (4,NR)(N4)	81	74
Mar. 18	Ohio State (4,14) (N5)	64	72

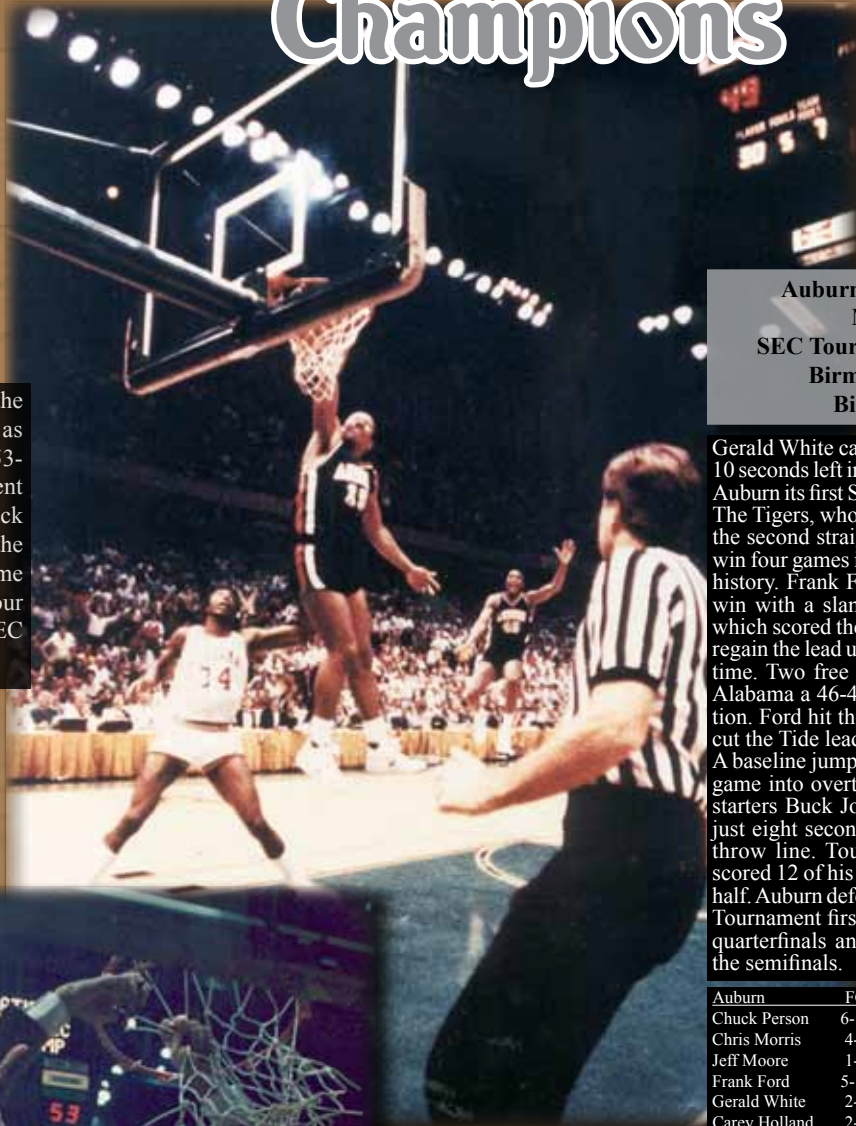
(N1) United Airlines Tip-off Classic, Honolulu, Hawaii
 (A2) Arby's Hardwood Classic, BJCC, Birmingham, Ala.
 (N3) SEC Tournament, Georgia Dome, Atlanta, Ga.
 (N4) NCAA Tournament 1st/2nd Rounds, Indianapolis, Ind.
 (N5) NCAA Tournament Sweet 16, Knoxville, Tenn.

1999 Final Wire Service Polls

Associated Press	USA Today/ESPN
1. Duke	1. Connecticut
2. Michigan State	2. Duke
3. Connecticut	3. Michigan State
4. Auburn	4. Ohio State
5. Maryland	5. Kentucky
6. Utah	5. St. John's
7. Stanford	7. Auburn
8. Kentucky	8. Maryland
9. St. John's	9. Stanford
10. Miami, Fla.	10. Utah



1985 SEC Tournament Champions



Frank Ford slams home the final points in overtime as Auburn upset Alabama 53-49 in the SEC Tournament championship game. Chuck Person is jumping up in the background. Auburn became the first school to win four games in four days in SEC Tournament history.

**Auburn 53, Alabama 49 (ot)
March 9, 1985
SEC Tournament Championship
Birmingham Coliseum
Birmingham, Ala.**

Gerald White calmly sank two free throws with 10 seconds left in overtime to give eighth-seeded Auburn its first SEC Tournament Championship. The Tigers, who reached the 20-win plateau for the second straight year, became the first team win four games in four days in SEC Tournament history. Frank Ford punctuated Auburn's upset win with a slam dunk at the buzzer. Auburn, which scored the first basket of the game, didn't regain the lead until the closing seconds of overtime. Two free throws by Buck Johnson gave Alabama a 46-40 lead with 7:36 left in regulation. Ford hit the front end of a one-and-one to cut the Tide lead to 49-47 with 58 seconds left. A baseline jumper by Ford with :10 left sent the game into overtime tied at 49. Auburn limited starters Buck Johnson and Bobby Lee Hurt to just eight second half points, all from the free throw line. Tournament MVP Chuck Person scored 12 of his game-high 16 points in the first half. Auburn defeated Ole Miss 68-60 in the SEC Tournament first round, beat LSU 58-55 in the quarterfinals and slipped by Florida 43-42 in the semifinals.

Auburn	FG	FT	R	F	TP	A	T	B	S	M
Chuck Person	6-17	4-4	9	2	16	1	1	1	0	42
Chris Morris	4-6	1-3	4	5	9	0	0	1	0	38
Jeff Moore	1-6	1-2	6	4	3	0	1	1	0	22
Frank Ford	5-12	5-6	6	1	15	1	2	1	1	44
Gerald White	2-4	2-2	1	3	6	7	0	0	0	41
Carey Holland	2-5	0-1	6	2	4	0	0	0	0	22
Johnny Lynn	0-2	0-0	0	0	0	0	0	0	0	11
Darren Guest	0-0	0-0	0	1	0	0	1	0	0	5
Team										3
Totals	20-52	13-18	35	18	53	9	5	4	6	225

FG%: 1st Half 12-30 .400, 2nd Half 8-22 .364, Game 20-52 .385; FT%: 1st Half 5-7 .714, 2nd Half 8-11 .727, Game 13-18 .722; Deadball Rebounds: 1.

Alabama	FG	FT	R	F	TP	A	T	B	S	M
Buck Johnson	3-12	7-7	16	2	13	1	1	1	1	45
Derrick McKey	4-6	0-0	2	4	8	3	0	0	0	27
Bobby Lee Hurt	4-4	5-6	7	3	13	0	1	3	0	45
Terry Coner	4-7	0-0	2	5	8	1	3	0	0	44
Mark Gottfried	1-7	0-0	1	3	2	1	1	0	0	25
Jim Farmer	1-7	1-4	2	2	3	1	1	0	0	26
Darrell Neal	1-3	0-0	1	1	2	0	0	0	0	13
Team										1
Totals	18-46	13-17	32	20	49	7	7	4	1	225

FG%: 1st Half 13-27 .481, 2nd Half 5-19 .263, Game 18-46 .391; FT%: 1st Half 4-5 .800, 2nd Half 9-12 .750, Game 13-17 .764; Deadball Rebounds: 1.

SCORE BY PERIODS	1	2	OT	F	
Auburn	29	20	4	--	53
Alabama	30	19	0	--	49

OFFICIALS--Don Rutledge, Ben Dunn, Charles Vacca
TECHNICAL FOULS--None
ATTENDANCE--14,500



Head coach Sonny Smith cuts down the net following Auburn's 53-49 overtime win over Alabama in the 1985 SEC Tournament championship game.



1985 SEC Tournament Champions

Sitting (l to r): Terrance Howard, Rodney Turner, Gerald White, Johnny Lynn, Frank Ford, Gary Godfrey, Vern Strickland. Middle Row: Rick Stukes (G.A.), Mack McCarthy (asst. coach), Sonny Smith (head coach), Lawrence Johnson (asst. coach), Tevester Anderson (asst. coach). Back Row: Darren Guest, Carey Holland, Chris Morris, Jeff Moore, Chuck Person, Howard Spencer.

1984-85			
Won 22, Lost 12 (8-10 SEC)			
COACH: Sonny Smith			
			AU Opp.
Nov. 24	Stetson	(H)	92 50
Nov. 26	Columbus College	(H)	91 56
Nov. 30	UAB (NR,13)	(A)	61 59
Dec. 3	Armstrong State	(H)	80 47
Dec. 8	Mercer	(H)	70 69
Dec. 12	Radford	(H)	79 57
Dec. 21	VCU	(N1)	59 78
Dec. 22	Delaware	(N1)	95 63
Dec. 29	West Virginia	(A)	59 58
Jan. 2	Kentucky	(A)	61 68
Jan. 5	Florida	(H)	80 74
Jan. 9	Tennessee	(A)	74 86
Jan. 12	Mississippi State	(H)	62 53
Jan. 16	Alabama	(H)	55 60
Jan. 19	Georgia	(A)	80 97
Jan. 24	Ole Miss	(H)	93 73
Jan. 26	LSU	(A)	62 80

Jan. 30	Vanderbilt	(A)	86	80
Feb. 2	Kentucky (ot)	(H)	47	49
Feb. 6	Florida (ot)	(A)	81	78
Feb. 9	Tennessee	(H)	75	60
Feb. 13	Mississippi State	(A)	65	82
Feb. 16	Alabama (2ot)	(A)	72	74
Feb. 21	Georgia	(H)	84	86
Feb. 23	Ole Miss	(A)	69	57
Feb. 27	LSU	(H)	73	78
Mar. 2	Vanderbilt	(H)	84	58
Mar. 6	Ole Miss	(N2)	68	60
Mar. 7	LSU	(N2)	58	55
Mar. 8	Florida	(N2)	43	42
Mar. 9	Alabama (ot)	(N2)	53	49
Mar. 14	Purdue	(N3)	59	58
Mar. 16	Kansas (NR,13)	(N3)	66	64
Mar. 22	North Carolina (NR,7)	(N4)	56	62

(N1) Krystal Classic, Chattanooga, Tenn.
 (N2) SEC Tournament, Birmingham, Ala.
 (N3) NCAA Tourney 1st/2nd Rounds, South Bend, Ind.
 (N4) NCAA Tournament Sweet 16, Birmingham, Ala.


1985 Final Wire Service Polls

USA Today	The Sporting News
1. Villanova	1. North Carolina
2. Georgetown	2. Georgetown
3. St. John's	3. Kentucky
4. Georgia Tech	4. Houston
5. Memphis State	5. Maryland
6. Oklahoma	6. DePaul
7. North Carolina	7. Illinois
8. Louisiana Tech	8. Fresno State
9. Michigan	9. UTEP
10. N.C. State	10. Tulsa
14. Auburn	16. Auburn

(Sporting News poll released prior to NCAA Tournament)



1984 NCAA Tournament



Charles Barkley scored 23 points to lead Auburn in its first-ever NCAA Tournament appearance. The fifth-seeded Tigers were upset by 12th-seeded Richmond 72-71.

Richmond 72, Auburn 71
March 15, 1984
NCAA First Round East Regional
Charlotte Coliseum
Charlotte, N.C.

Richmond	FG	FT	R	F	TP	A	T	B	S	M
John Newman	11-22	4-5	1	3	26	0	3	2	1	39
John Davis	3-5	0-1	12	4	6	4	2	0	2	36
Bill Flye	8-14	3-4	5	5	19	0	4	0	2	38
Greg Beckwith	1-3	3-4	7	1	5	9	1	0	4	40
Kelvin Johnson	6-10	4-5	2	3	16	2	3	0	0	40
Tim Hardin	0-1	0-0	1	2	0	0	0	0	0	5
Lee Goss	0-0	0-1	0	0	0	0	0	0	0	2
Team							3			
Totals	29-55	14-20	31	18	72	15	13	2	9	200


FG%: 1st Half 18-28 .643, 2nd Half 11-27 .407, Game 29-55 .527; FT%: 1st Half 3-3 1.000, 2nd Half 11-17 .647, Game 14-20 .700; Deadball Rebounds: 2.

Auburn	FG	FT	R	F	TP	A	T	B	S	M
Greg Turner	4-9	4-6	3	2	12	1	3	1	0	32
Chuck Person	5-16	0-1	9	5	10	1	2	0	1	34
Charles Barkley	8-10	7-9	17	4	23	4	4	2	2	32
Gerald White	4-10	1-1	0	4	9	3	3	0	0	33
Frank Ford	0-1	0-0	2	0	0	2	1	0	0	22
Paul Daniels	2-3	0-0	1	3	4	2	1	1	0	25
Vern Strickland	5-10	1-2	1	3	11	1	1	0	2	21
Carey Holland	1-1	0-0	0	0	2	0	0	0	0	1
Team							1			
Totals	29-60	13-19	34	21	71	14	15	4	5	200

FG%: 1st Half 10-24 .417, 2nd Half 19-36 .528, Game 29-60 .483; FT%: 1st Half 2-5 .400, 2nd Half 11-14 .786, Game 13-19 .684; Deadball Rebounds: 2.

SCORE BY PERIODS	1	2	F	
Richmond	39	33	--	72
Auburn	22	49	--	71

OFFICIALS--Jim Howell, Phil Robinson, Jim Burr
 TECHNICAL FOULS--None
 ATTENDANCE--11,666



1984 NCAA Tournament

Sitting (l to r): Mark Cahill, Frank Ford, Richie Welsh, Gerald White, Greg Turner, Paul Daniels. Standing: Howard Spencer, Chuck Person, Charles Barkley, Carey Holland, Vern Strickland, Terry Martin.

1983-84			AU	Opp.
Won 20, Lost 11 (12-6 SEC)				
COACH: Sonny Smith				
Nov. 28	Columbus College	(H)	58	54
Dec. 2	UAB (ot)	(A)	62	69
Dec. 5	Florida State	(A)	76	69
Dec. 8	Youngstown State	(N1)	78	52
Dec. 9	South Alabama	(A1)	73	95
Dec. 14	Mercer	(A)	65	63
Dec. 19	Eastern Kentucky	(H)	100	60
Dec. 22	Mississippi State	(A)	73	55
Dec. 27	Wake Forest (NR,10)	(N2)	67	76
Dec. 28	Villanova	(N2)	95	83
Jan. 5	Alabama	(A)	91	86
Jan. 7	Florida	(H)	82	66
Jan. 13	Kentucky (NR,2)	(H)	82	63
Jan. 17	Vanderbilt	(H)	71	73
Jan. 22	Georgia	(A)	86	90
Jan. 24	Tennessee	(A)	79	72

Jan. 27	LSU (NR,10)	(H)	80	78
Jan. 31	Ole Miss (19,NR)	(H)	60	50
Feb. 5	Florida (19,NR)	(A)	67	65
Feb. 11	Kentucky (16,6)	(A)	64	84
Feb. 13	Vanderbilt	(A)	73	67
Feb. 18	Georgia	(H)	81	63
Feb. 20	Tennessee	(H)	54	57
Feb. 25	LSU	(A)	80	81
Feb. 27	Ole Miss	(A)	71	72
Mar. 1	Mississippi State	(H)	68	53
Mar. 3	Alabama	(H)	83	70
Mar. 8	Vanderbilt	(N3)	59	58
Mar. 9	Tennessee	(N3)	60	58
Mar. 10	Kentucky (NR,3)	(N3)	49	51
Mar. 15	Richmond	(N4)	71	72

(A1,N1) Colonial Classic, Mobile, Ala.
 (N2) Gator Bowl Tournament, Jacksonville, Fla.
 (N3) SEC Tournament, Nashville, Tenn.
 (N4) NCAA Tournament First Round, Charlotte, N.C.

1984 Final Wire Service Polls
 United Press International


- | | |
|-------------------|-------------------|
| 1. North Carolina | 7. Arkansas |
| 2. Georgetown | 8. Oklahoma |
| 3. Kentucky | 9. UTEP |
| 4. DePaul | 10. Maryland |
| 5. Houston | 19. Auburn |
| 6. Illinois | |




1985 NCAA Tournament Sweet 16



Auburn, an 11th-seed, won its first-ever NCAA Tournament game 59-58 over sixth-seeded Purdue. Chris Morris was 9-of-14 from the field and scored 19 points.



Sonny Smith hugs Frank Ford after Ford scored a game-high 23 points to lead Auburn to a 66-64 upset of third-seeded Kansas.



Auburn fell to North Carolina, a two seed, 62-56 in the Tigers' first-ever trip to the Sweet 16. Chuck Person totaled 16 points and 12 rebounds.

Auburn 59, Purdue 58
March 14, 1985

NCAA First Round Southeast Regional
Athletic & Convocation Center
South Bend, Ind.

Auburn	FG	FT	R	F	TP	A	T	B	S	M
Chuck Person	9-17	2-2	8	3	20	0	2	1	2	39
Chris Morris	9-14	1-2	3	1	19	0	2	2	0	37
Jeff Moore	1-5	0-0	7	3	2	1	1	1	0	28
Frank Ford	4-7	1-1	6	2	9	3	3	0	3	39
Gerald White	3-5	1-4	5	1	7	4	3	0	0	37
Carey Holland	1-1	0-0	0	1	2	0	0	0	0	10
Johnny Lynn	0-2	0-0	1	0	0	0	0	0	0	7
Darren Guest	0-1	0-0	0	0	0	0	0	0	0	3
Team			5							
Totals	27-52	5-9	35	11	59	8	11	4	5	200

FG%: 1st Half 14-28 .500, 2nd Half 13-24 .541, Game 27-52 .519; FT%: 1st Half 3-5 .600, 2nd Half 2-4 .500, Game 5-9 .555; Deadball Rebounds: 1.

Purdue	FG	FT	R	F	TP	A	T	B	S	M
Mark Atkinson	0-2	0-0	3	4	0	2	0	1	1	36
Todd Mitchell	0-2	0-0	2	2	0	0	0	0	2	11
James Bullock	6-15	1-3	10	4	13	0	3	0	0	40
Troy Lewis	9-17	1-2	2	1	19	1	0	0	1	30
Steve Reid	9-17	0-2	3	4	18	6	1	1	2	39
Mack Gadis	0-1	0-0	0	0	0	0	1	0	0	10
Herb Robinson	0-0	0-0	0	0	0	0	0	0	0	5
Robert Littlejohn	3-5	2-2	9	0	8	0	2	0	1	29
Team			0							
Totals	27-59	4-9	29	15	58	9	7	2	7	200

FG%: 1st Half 12-29 .413, 2nd Half 15-30 .500, Game 27-59 .457; FT%: 1st Half 1-3 .333, 2nd Half 3-6 .500, Game 4-9 .444; Deadball Rebounds: 1.

SCORE BY PERIODS	1	2	F	
Auburn	31	28	--	59
Purdue	25	33	--	58

OFFICIALS--Tom Fraim, Rich Eichorst, Ron Labetich
TECHNICAL FOULS--None
ATTENDANCE--10,480

Auburn 66, #13 Kansas 64
March 16, 1985

NCAA Second Round Southeast Regional
Athletic & Convocation Center
South Bend, Ind.

Auburn	FG	FT	R	F	TP	A	T	B	S	M
Chuck Person	10-19	1-2	5	4	21	2	0	0	0	31
Chris Morris	4-9	0-1	4	1	8	1	0	1	0	40
Jeff Moore	2-7	1-1	5	1	5	0	1	1	0	25
Frank Ford	9-9	5-6	7	3	23	1	4	0	0	37
Gerald White	1-2	7-8	2	3	9	5	4	0	0	38
Carey Holland	0-0	0-0	3	2	0	0	1	0	0	20
Johnny Lynn	0-0	0-0	0	0	0	0	0	0	0	5
Darren Guest	0-3	0-0	5	0	0	0	1	1	1	14
Team			2							
Totals	26-49	14-18	33	14	66	9	11	3	1	200

FG%: 1st Half 13-26 .500, 2nd Half 13-23 .565, Game 26-49 .531; FT%: 1st Half 4-5 .800, 2nd Half 10-13 .769, Game 14-18 .778; Deadball Rebounds: 1.

Kansas	FG	FT	R	F	TP	A	T	B	S	M
Danny Manning	3-12	1-2	8	4	7	1	0	0	1	22
Ron Kellogg	8-16	1-1	5	2	17	1	0	0	1	38
Greg Dreiling	1-4	0-0	6	4	2	0	3	0	0	29
Cedric Hunter	4-9	1-2	3	2	9	4	0	0	2	33
Calvin Thompson	10-16	1-2	1	3	21	2	1	0	0	37
Mark Turgeon	1-2	0-0	1	0	2	0	1	0	0	7
Milton Newton	0-1	0-0	1	0	0	0	0	0	0	4
Chris Piper	3-4	0-0	1	3	6	1	0	0	2	20
Tad Boyle	0-0	0-0	0	0	0	0	0	0	0	2
Mark Pellock	0-0	0-0	1	0	0	0	0	0	1	8
Team			3							
Totals	30-64	4-7	30	18	64	9	5	0	7	200

FG%: 1st Half 14-28 .500, 2nd Half 16-36 .444, Game 30-64 .469; FT%: 1st Half 0-0 1.000, 2nd Half 4-7 .571, Game 4-7 .571; Deadball Rebounds: 0.

SCORE BY PERIODS	1	2	F	
Auburn	30	36	--	66
Kansas	28	36	--	64

OFFICIALS--Tom Fraim, Jim Bain, Larry Lembo
TECHNICAL FOULS--None
ATTENDANCE--10,751 (c)

#7 North Carolina 62, Auburn 56
March 22, 1985

NCAA Southeast Regional Sweet 16
Birmingham Coliseum
Birmingham, Ala.

Auburn	FG	FT	R	F	TP	A	T	B	S	M
Chuck Person	8-25	0-0	12	4	16	3	3	1	2	39
Chris Morris	3-10	1-2	9	2	7	0	0	0	2	38
Jeff Moore	2-3	0-0	2	3	4	1	0	0	0	17
Frank Ford	8-14	1-2	4	2	17	3	2	0	0	37
Gerald White	2-5	0-0	1	4	4	2	0	0	0	37
Carey Holland	2-2	4-8	1	2	8	0	0	1	0	22
Johnny Lynn	0-0	0-0	0	1	0	0	0	0	0	5
Darren Guest	0-0	0-0	1	0	0	0	0	0	0	5
Team			3							
Totals	25-59	6-12	33	18	56	9	5	2	4	200

FG%: 1st Half 9-27 .333, 2nd Half 16-32 .500, Game 25-59 .424; FT%: 1st Half 5-9 .556, 2nd Half 1-3 .333, Game 6-12 .500; Deadball Rebounds: 3.

North Carolina	FG	FT	R	F	TP	A	T	B	S	M
Dave Popson	2-4	0-0	4	1	4	0	0	0	0	14
Brad Daugherty	5-8	0-2	8	2	10	3	2	2	0	39
Joe Wolf	4-6	2-2	7	3	10	3	1	0	0	35
Buzz Peterson	0-5	0-0	2	2	0	2	4	0	0	29
Kenny Smith	9-12	4-5	3	1	22	6	0	0	2	38
Ranzino Smith	1-5	2-2	2	0	4	1	0	0	0	14
Curtis Hunter	0-1	0-2	1	0	0	0	0	0	0	5
Warren Martin	4-8	4-5	5	3	12	1	1	1	0	26
Team			0							
Totals	25-49	12-18	32	12	62	16	8	3	2	200

FG%: 1st Half 14-27 .519, 2nd Half 11-22 .500, Game 25-49 .510; FT%: 1st Half 5-10 .500, 2nd Half 7-8 .875, Game 12-18 .667; Deadball Rebounds: 2.

SCORE BY PERIODS	1	2	F	
Auburn	23	33	--	56
North Carolina	33	29	--	62

OFFICIALS--Tim Higgins, Jim Burr, J.C. Leinbech
TECHNICAL FOULS--None
ATTENDANCE--16,843 (c)



1985 SEC Tournament Champions

Sitting (l to r): Terrance Howard, Rodney Turner, Gerald White, Johnny Lynn, Frank Ford, Gary Godfrey, Vern Strickland. Middle Row: Rick Stukes (G.A.), Mack McCarthy (asst. coach), Sonny Smith (head coach), Lawrence Johnson (asst. coach), Tevester Anderson (asst. coach). Back Row: Darren Guest, Carey Holland, Chris Morris, Jeff Moore, Chuck Person, Howard Spencer.

1983-84

Won 22, Lost 12 (8-10 SEC)

COACH: Sonny Smith

			AU	Opp.
Nov. 24	Stetson	(H)	92	50
Nov. 26	Columbus College	(H)	91	56
Nov. 30	UAB (NR,13)	(A)	61	59
Dec. 3	Armstrong State	(H)	80	47
Dec. 8	Mercer	(H)	70	69
Dec. 12	Radford	(H)	79	57
Dec. 21	VCU	(N1)	59	78
Dec. 22	Delaware	(N1)	95	63
Dec. 29	West Virginia	(A)	59	58
Jan. 2	Kentucky	(A)	61	68
Jan. 5	Florida	(H)	80	74
Jan. 9	Tennessee	(A)	74	86
Jan. 12	Mississippi State	(H)	62	53
Jan. 16	Alabama	(H)	55	60
Jan. 19	Georgia	(A)	80	97
Jan. 24	Ole Miss	(H)	93	73
Jan. 26	LSU	(A)	62	80

Jan. 30	Vanderbilt	(A)	86	80
Feb. 2	Kentucky (ot)	(H)	47	49
Feb. 6	Florida (ot)	(A)	81	78
Feb. 9	Tennessee	(H)	75	60
Feb. 13	Mississippi State	(A)	65	82
Feb. 16	Alabama (2ot)	(A)	72	74
Feb. 21	Georgia	(H)	84	86
Feb. 23	Ole Miss	(A)	69	57
Feb. 27	LSU	(H)	73	78
Mar. 2	Vanderbilt	(H)	84	58
Mar. 6	Ole Miss	(N2)	68	60
Mar. 7	LSU	(N2)	58	55
Mar. 8	Florida	(N2)	43	42
Mar. 9	Alabama (ot)	(N2)	53	49
Mar. 14	Purdue	(N3)	59	58
Mar. 16	Kansas (NR,13)	(N3)	66	64
Mar. 22	North Carolina (NR,7)	(N4)	56	62

(N1) Krystal Classic, Chattanooga, Tenn.
 (N2) SEC Tournament, Birmingham, Ala.
 (N3) NCAA Tourney 1st/2nd Rounds, South Bend, Ind.
 (N4) NCAA Tournament Sweet 16, Birmingham, Ala.


1985 Final Wire Service Polls

USA Today	The Sporting News
1. Villanova	1. North Carolina
2. Georgetown	2. Georgetown
3. St. John's	3. Kentucky
4. Georgia Tech	4. Houston
5. Memphis State	5. Maryland
6. Oklahoma	6. DePaul
7. North Carolina	7. Illinois
8. Louisiana Tech	8. Fresno State
9. Michigan	9. UTEP
10. N.C. State	10. Tulsa
14. Auburn	16. Auburn

(Sporting News poll released prior to NCAA Tournament)



1986 NCAA Tournament Elite 8



Chris Morris, playing defense vs. Arizona's Sean Elliott, scored 10 points to help 8th-seed Auburn to a 73-63 victory over 9th-seed Arizona in the NCAA Tournament 1st round.

Auburn 73, Arizona 63
March 14, 1986

NCAA First Round West Regional
Long Beach Arena • Long Beach, Calif.

Arizona	FG	FT	R	F	TP	A	T	B	S	M
Anthony Cook	4-6	0-0	6	2	8	0	2	1	0	35
Sean Elliott	10-17	0-0	6	2	20	6	1	0	0	38
John Edgar	7-11	1-3	2	0	15	3	3	1	0	35
Craig McMillan	3-12	2-4	0	4	8	6	3	0	3	40
Steve Kerr	5-12	0-0	3	4	10	3	0	0	2	37
Joe Turner	1-2	0-0	3	0	2	1	0	0	0	8
Ken Lofton	0-0	0-0	0	3	0	1	0	0	0	2
Rolf Jacobs	0-0	0-0	0	1	0	0	0	0	0	1
Eric Cooper	0-0	0-0	0	1	0	0	1	0	0	1
Bruce Fraser	0-0	0-0	0	0	0	0	0	0	0	1
David Haskin	0-0	0-0	1	0	0	0	0	0	0	1
Bruce Wheatley	0-0	0-0	0	0	0	0	0	0	0	1
Team			2							
Totals	30-60	3-7	23	17	63	20	10	2	5	200

FG%: 1st Half 17-32 .531, 2nd Half 13-28 .464, Game 30-60 .500; FT%: 1st Half 0-1 .000, 2nd Half 3-6 .500, Game 3-7 .429; Deadball Rebounds: 2.

Auburn	FG	FT	R	F	TP	A	T	B	S	M
Chris Morris	5-7	0-1	4	1	10	2	0	1	0	31
Chuck Person	9-22	2-2	8	3	20	0	4	0	0	37
Jeff Moore	4-8	3-3	12	3	11	3	4	0	1	28
Gerald White	4-5	4-5	6	1	12	6	1	0	1	32
Frank Ford	3-6	2-3	2	1	8	2	0	1	1	39
Mike Jones	5-6	2-2	3	3	12	0	3	1	0	21
Terrance Howard	0-2	0-0	0	0	0	2	0	0	0	8
Melvin Haralson	0-0	0-0	0	0	0	1	0	0	0	0
Johnny Lynn	0-1	0-1	0	0	0	1	0	0	0	0
Rob Jones	0-0	0-0	1	0	0	0	0	0	1	1
Gary Godfrey	0-0	0-0	0	0	0	0	0	0	0	1
Team			1							
Totals	30-57	13-17	37	12	73	15	12	3	4	200

FG%: 1st Half 15-28 .536, 2nd Half 15-29 .517, Game 30-57 .526; FT%: 1st Half 2-1 .000, 2nd Half 11-15 .733, Game 13-17 .765; Deadball Rebounds: 1.

SCORE BY PERIODS	1	2	F
Arizona	34	29	--
Auburn	32	41	--

OFFICIALS--Joe Forte, Rick Wulkow, Tony Stigliano
TECHNICAL FOULS--None
ATTENDANCE--11,690 (c)



Chuck Person is guarded by Mark Jackson (13) and National Player of the Year Walter Berry during Auburn's stunning 81-65 upset thrashing of No. 1 seed St. John's. Person outdueled Berry with game-highs of 27 points and 15 rebounds.

Auburn 81, #4 St. John's 65
March 16, 1986

NCAA Second Round West Regional
Long Beach Arena
Long Beach, Calif.

Auburn	FG	FT	R	F	TP	A	T	B	S	M
Chris Morris	4-8	1-1	5	0	9	2	4	0	1	36
Chuck Person	12-22	3-3	15	1	27	1	1	0	2	37
Jeff Moore	7-14	1-1	5	3	15	0	1	0	0	26
Gerald White	3-5	4-5	3	2	10	9	5	0	4	30
Frank Ford	4-9	0-0	5	1	8	2	2	0	0	37
Terrance Howard	3-4	0-0	2	2	6	2	0	0	0	14
Mike Jones	2-4	2-3	2	2	6	0	2	1	0	20
Team			1							
Totals	35-66	11-13	38	11	81	16	15	1	7	200

FG%: 1st Half 21-40 .525, 2nd Half 14-26 .538, Game 35-66 .530; FT%: 1st Half 2-3 .667, 2nd Half 9-10 .900, Game 11-13 .846; Deadball Rebounds: 3.

St. John's	FG	FT	R	F	TP	A	T	B	S	M
Willie Glass	5-9	2-2	1	0	12	1	3	0	3	32
Shelton Jones	3-4	0-0	4	1	6	0	2	0	1	29
Walter Berry	9-14	2-2	7	3	20	0	3	1	1	39
Ron Rowan	6-16	2-2	2	4	14	2	3	0	2	36
Mark Jackson	1-8	1-2	4	4	3	12	3	0	1	38
John Hempel	4-6	0-0	1	2	8	0	1	0	1	16
Terry Bross	1-2	0-0	1	1	2	8	0	1	0	0
Steve Shurina	0-0	0-0	0	1	0	2	0	0	0	0
Team			2							
Totals	29-59	7-8	22	16	65	15	16	1	9	200

FG%: 1st Half 15-30 .500, 2nd Half 14-29 .483, Game 29-59 .492; FT%: 1st Half 2-2 1.000, 2nd Half 5-6 .833, Game 7-8 .875; Deadball Rebounds: 3.

SCORE BY PERIODS	1	2	F
Auburn	44	37	--
St. John's	32	33	--

OFFICIALS--Paul Hausman, Gene Monje, Mac Chauvin
TECHNICAL FOULS--None
ATTENDANCE--11,690 (c)



Chuck Person recorded his second straight double-double with 25 points and 11 rebounds in leading Auburn past fourth-seeded UNLV 70-63 in the Sweet 16.

Auburn 70, #11 UNLV 63
March 20, 1986
NCAA West Regional Sweet 16
The Summit
Houston, Texas

Auburn	FG	FT	R	F	TP	A	T	B	S	M
Chris Morris	3-8	3-3	8	4	9	0	2	1	1	39
Chuck Person	12-22	1-2	11	1	25	0	1	0	2	37
Jeff Moore	5-10	1-2	9	2	11	4	5	0	1	32
Gerald White	3-4	6-7	1	2	12	10	3	0	1	33
Frank Ford	3-8	3-4	6	0	9	1	5	0	5	39
Terrance Howard	0-1	0-0	0	1	0	0	1	0	0	8
Mike Jones	2-5	0-0	1	2	4	2	3	1	0	12
Team			5							
Totals	28-58	14-18	41	12	70	17	20	2	10	200

FG%: 1st Half 11-26 .423, 2nd Half 17-32 .531, Game 28-58 .483; FT%: 1st Half 3-4 .750, 2nd Half 11-14 .786, Game 14-18 .778; Deadball Rebounds: 1.

UNLV	FG	FT	R	F	TP	A	T	B	S	M
Anthony Jones	8-19	0-3	4	1	16	4	1	0	1	39
Armon Gilliam	9-13	3-4	3	1	21	0	1	0	0	37
John Flowers	1-1	0-0	0	2	2	0	1	0	0	20
Mark Wade	0-0	0-1	3	5	0	12	6	0	2	36
Freddie Banks	9-21	2-2	1	2	20	6	1	0	1	35
Gary Graham	0-2	0-0	2	4	0	1	1	0	0	9
Eldridge Hudson	2-5	0-0	9	4	4	2	1	0	2	24
Team			6							
Totals	29-61	5-10	28	19	63	25	12	0	6	200

FG%: 1st Half 17-29 .586, 2nd Half 12-32 .375, Game 29-61 .510; FT%: 1st Half 0-0 .000, 2nd Half 5-10 .500, Game 5-10 .500; Deadball Rebounds: 1.

SCORE BY PERIODS	1	2	F
Auburn	25	45	--
UNLV	34	29	--

OFFICIALS--Lenny Wirtz, Tim Higgins, Charlie Vacca
TECHNICAL FOULS--None
ATTENDANCE--10,936



1986 NCAA Tournament Elite 8

Sitting (l to r): Terrance Howard, Melvin Haralson, Gerald White, Mike Jones, Johnny Lynn, Frank Ford, Aundrae Davis, Rob Jones, Gary Godfrey. Standing: Mike Jones (mgr.), Yvan Kelly (volunteer asst.), Jay Nidiffer (asst. coach), Tevester Anderson (asst. coach), Vern Strickland, Darren Guest, Chris Morris, Jeff Moore, Ricky Short, Chuck Person, Sonny Smith (head coach), Lawrence Johnson (asst. coach), Rick Bolling (G.A.), John Kemp (mgr.).

1985-86		AU	Opp.
Won 22, Lost 11 (13-5 SEC)			
COACH: Sonny Smith			
Nov. 22	West Virginia (10,NR) (N1)	58	75
Nov. 26	Birmingham Southern (H)	61	51
Dec. 3	West Virginia (H)	84	59
Dec. 6	Kentucky Wesleyan (N2)	80	71
Dec. 7	Western Kentucky (A2)	58	71
Dec. 10	UAB (NR,16) (A)	56	62
Dec. 14	Stetson (N3)	77	54
Dec. 17	Southwestern Louisiana (ot)(A)	64	66
Dec. 22	Central Florida (N4)	78	49
Dec. 23	Boston College (N4)	89	85
Jan. 4	Florida (A)	59	62
Jan. 6	Kentucky (NR,12) (H)	60	56
Jan. 8	Tennessee (H)	59	45
Jan. 11	Mississippi State (A)	72	56
Jan. 16	Alabama (A)	56	60
Jan. 18	Georgia (H)	84	69
Jan. 22	Ole Miss (A)	73	61

Jan. 29	Vanderbilt (H)	97	70
Jan. 31	Kentucky (NR,8) (A)	71	81
Feb. 4	LSU (H)	61	63
Feb. 6	Florida (H)	67	65
Feb. 8	Tennessee (A)	79	80
Feb. 12	Mississippi State (H)	69	64
Feb. 15	Alabama (NR,18) (H)	71	69
Feb. 19	Georgia (ot) (A)	87	86
Feb. 22	Ole Miss (H)	75	73
Feb. 26	LSU (A)	92	86
Mar. 1	Vanderbilt (A)	79	65
Mar. 6	Mississippi State (N5)	63	65
Mar. 14	Arizona (N6)	73	63
Mar. 16	St. John's (NR,4) (N6)	81	65
Mar. 20	UNLV (NR,11) (N7)	70	63
Mar. 22	Louisville (NR,7) (N7)	76	84

(N1) Big Apple NIT, Hartford, CT; (N2,A2) Wendy's Classic, Bowling Green, KY; (N3) Daytona Beach, FL; (N4) Red Lobster Classic, Orlando, FL; (N5) SEC Tourney, Lexington, KY; (N6) NCAA Tourney 1st/2nd Rounds, Long Beach, CA; (N7) NCAA Tourney Sweet 16/Elite 8, Houston, TX



Auburn fell one game short of the Final Four with an 84-76 loss to two-seeded and eventual National Champion Louisville in the West Regional Final. Chris Morris had 17 points and 9 rebounds for the Tigers.

#7 Louisville 84, Auburn 76
March 22, 1986 • NCAA West Regional Elite 8
The Summit • Houston, Texas

Auburn	FG	FT	R	F	TP	A	T	B	S	M
Chris Morris	7-10	3-3	9	4	17	1	4	1	4	34
Chuck Person	11-24	1-2	4	3	23	1	2	0	0	38
Jeff Moore	4-8	3-5	6	2	11	2	0	0	0	31
Gerald White	3-6	2-2	2	2	8	9	4	0	1	34
Frank Ford	6-10	1-2	3	4	13	5	0	0	1	34
Terrance Howard	1-1	0-0	0	3	2	2	0	0	0	12
Mike Jones	1-3	0-0	1	3	2	0	0	1	0	17
Team										
Totals	33-62	10-14	27	21	76	20	10	2	6	200

FG%: 1st Half 20-32 .625, 2nd Half 13-30 .433, Game 33-62 .532; FT%: 1st Half 3-5 .600, 2nd Half 7-9 .778, Game 10-14 .714; Deadball Rebounds: 2.

Louisville	FG	FT	R	F	TP	A	T	B	S	M
Herbert Crook	8-12	4-5	11	3	20	3	1	0	1	39
Billy Thompson	5-10	3-4	7	4	13	4	4	0	1	26
Pervis Ellison	7-14	1-3	10	2	15	0	2	2	3	35
Milt Wagner	4-9	8-8	2	2	16	9	2	0	0	40
Jeff Hall	7-12	0-0	0	1	14	2	1	0	0	36
Mark McSwain	2-3	0-0	4	2	4	2	1	0	0	15
Kevin Walls	1-2	0-0	0	1	2	0	0	0	0	4
Tony Kimbro	0-1	0-0	1	0	0	0	1	0	0	5
Team										
Totals	34-63	16-20	37	15	84	20	12	2	5	200

FG%: 1st Half 22-39 .564, 2nd Half 12-24 .500, Game 34-63 .540; FT%: 1st Half 0-0 .000, 2nd Half 16-20 .800, Game 16-20 .800; Deadball Rebounds: 0.

SCORE BY PERIODS	1	2	F	
Auburn	43	33	--	76
Louisville	44	40	--	84

OFFICIALS--Don Rutledge, Lenny Wirtz, Charlie Vacca
 TECHNICAL FOULS--None
 ATTENDANCE--9,650

1986 Final Wire Service Polls
USA Today

- | | |
|---------------|-------------------|
| 1. Louisville | 6. North Carolina |
| 2. Duke | 7. Georgia Tech |
| 3. Kansas | 8. Navy |
| 4. LSU | 9. Auburn |
| 5. Kentucky | 10. St. John's |

Basketball Weekly


- | | |
|---------------|-------------------|
| 1. Louisville | 6. Georgia Tech |
| 2. Duke | 7. North Carolina |
| 3. Kansas | 8. Navy |
| 4. Kentucky | 9. Auburn |
| 5. LSU | 10. St. John's |



1987 NCAA Tournament Second Round



No. 8 seeded Auburn survived a first round scare in defeating No. 9 seeded San Diego 62-41. Mike Jones led the Tigers with 24 points.



Before a crowd of 34,076 -- the biggest crowd ever to watch Auburn play -- top-seeded Indiana came back to defeat Auburn 107-90 in Indianapolis' Hoosier Dome. Mike Jones scored 30 points and pulled down 9 rebounds to lead the Tigers.

Auburn 62, San Diego 61
March 12, 1987
NCAA Midwest Regional First Round
Indiana Hoosier Dome
Indianapolis, Ind.

San Diego	FG	3FG	FT	R	F	TP	A	T	B	S	M
Mark Manor	5-10	1-2	0-0	5	2	11	3	1	0	0	31
Mike Madden	3-8	0-0	1-3	11	1	7	3	2	2	1	34
Scott Thompson	5-11	0-1	4-4	4	4	14	1	2	1	0	25
Paul Leonard	3-7	0-2	0-0	2	1	6	5	3	0	1	38
Danny Means	7-12	2-5	2-3	4	1	18	2	0	0	3	30
Steve Krallman	1-2	0-0	0-2	2	2	2	0	1	0	1	20
Marty Munn	0-2	0-2	0-0	0	2	0	0	0	0	0	11
Eric Musselman	1-2	1-2	0-0	0	1	3	0	0	0	0	2
Mike Haupt	0-0	0-0	0-0	1	1	0	1	1	0	1	9
Team	1										
Totals	25-54	4-14	7-12	30	15	61	15	10	3	7	200

FG%: 1st Half 14-28 .500, 2nd Half 11-26 .423, Game 25-54 .463; 3FG%: 1st Half 4-9 .444, 2nd Half 0-5 .000, Game 4-14 .286; FT%: 1st Half 1-4 .250, 2nd Half 6-8 .750, Game 7-12 .583; Deadball Rebounds: 1.

Auburn	FG	3FG	FT	R	F	TP	A	T	B	S	M
Mike Jones	11-16	0-0	2-4	7	3	24	2	1	2	0	32
Chris Morris	6-12	1-2	1-1	11	3	14	2	2	0	0	38
Jeff Moore	4-13	0-0	6-7	14	3	14	0	0	0	0	33
Gerald White	2-6	0-4	0-0	3	2	4	5	1	0	2	34
Frank Ford	2-9	0-2	2-4	5	2	6	3	4	0	3	40
Terrance Howard	0-1	0-1	0-0	0	1	0	0	1	0	0	17
Johnny Lynn	0-2	0-0	0-0	0	0	0	0	0	0	0	5
John Caylor	0-0	0-0	0-0	0	0	0	0	0	0	0	1
Team	2										
Totals	25-59	1-9	11-16	42	14	62	12	9	4	5	200

FG%: 1st Half 11-26 .423, 2nd Half 14-33 .424, Game 25-59 .424; 3FG%: 1st Half 0-5 .000, 2nd Half 1-4 .250, Game 1-9 .111; FT%: 1st Half 6-7 .857, 2nd Half 5-9 .556, Game 11-16 .688; Deadball Rebounds: 0.

SCORE BY PERIODS	1	2	F	
San Diego	33	28	--	61
Auburn	28	34	--	62

OFFICIALS--Mickey Crowley, Chuck Weinkauff, Rusty Herring
 TECHNICAL FOULS--None
 ATTENDANCE--29,610

#3 Indiana 107, Auburn 90
March 14, 1987
NCAA Midwest Regional Second Round
Indiana Hoosier Dome
Indianapolis, Ind.

Auburn	FG	3FG	FT	R	F	TP	A	T	B	S	M
Mike Jones	10-22	1-2	9-9	9	1	30	1	2	0	1	36
Chris Morris	5-11	0-0	0-1	4	5	10	2	0	0	0	22
Jeff Moore	11-20	0-0	2-2	10	4	24	1	0	0	1	33
Gerald White	6-13	4-9	1-1	1	2	17	10	4	1	1	37
Frank Ford	4-11	1-2	0-0	3	5	9	0	0	0	0	28
Terrance Howard	0-4	0-0	0-0	4	4	0	1	2	0	0	19
Johnny Lynn	0-4	0-1	0-0	2	2	0	0	2	0	1	13
John Caylor	0-0	0-0	0-0	0	2	0	0	1	0	2	10
Derrick Dennison	0-1	0-0	0-0	0	0	0	0	0	0	0	2
Team	1										
Totals	36-86	6-14	12-13	34	25	90	15	11	1	6	200

FG%: 1st Half 19-44 .432, 2nd Half 17-42 .405, Game 36-86 .419; 3FG%: 1st Half 3-5 .600, 2nd Half 3-9 .333, Game 6-14 .429; FT%: 1st Half 7-7 1.000, 2nd Half 5-6 .833, Game 12-13 .923; Deadball Rebounds: 0.

Indiana	FG	3FG	FT	R	F	TP	A	T	B	S	M
Rick Calloway	7-12	0-0	4-4	13	0	18	1	5	0	1	39
Daryl Thomas	9-14	0-0	9-10	8	1	27	0	4	0	3	36
Dean Garrett	4-6	0-0	1-2	3	4	9	0	1	2	0	16
Steve Alford	10-17	7-11	4-5	3	2	31	5	2	0	0	38
Keith Smart	7-12	0-2	6-7	9	3	20	15	5	0	1	39
Steve Eyl	0-0	0-0	0-0	5	3	0	2	1	0	0	16
Todd Meier	0-0	0-0	0-0	2	1	0	0	0	0	0	9
Kreigh Smith	0-0	0-0	0-0	0	0	0	0	0	0	0	2
Joe Hillman	1-2	0-0	0-0	0	0	2	0	0	0	0	2
Brian Sloan	0-0	0-0	0-0	0	0	0	0	1	0	0	1
Tony Freeman	0-0	0-0	0-0	0	0	0	0	0	0	0	1
Dave Minor	0-0	0-0	0-0	1	0	0	0	0	0	0	1
Team	1										
Totals	38-63	7-13	24-28	45	14	107	24	18	2	5	200

FG%: 1st Half 18-27 .667, 2nd Half 20-36 .556, Game 38-63 .603; 3FG%: 1st Half 2-3 .667, 2nd Half 5-10 .500, Game 7-13 .538; FT%: 1st Half 15-18 .833, 2nd Half 9-10 .900, Game 24-28 .857; Deadball Rebounds: 1.

SCORE BY PERIODS	1	2	F	
Auburn	48	42	--	90
Indiana	53	54	--	107

OFFICIALS--Rick Wulkow, Chuck Weinkauff, Rusty Herring
 TECHNICAL FOULS--None
 ATTENDANCE--34,076



1987 NCAA Tournament Second Round

Kneeling (l to r): Trey Morton (mgr.), Terrance Howard, Melvin Haralson, Gerald White, Mike Jones, Johnny Lynn, Frank Ford, Aundrae Davis, Rob Jones, David Tyler (mgr.). Standing: Mike Jones (mgr.), John Larkin (trainer), Otis Johnson (asst. coach), Sonny Smith (head coach), John Caylor, Derrick Dennison, Chris Morris, Jeff Moore, Jeffrey McFadden, Rick Bolling (G.A.), Lawrence Johnson (asst. coach), Jay Nidiffer (asst. coach), Tommy Bozeman (mgr.).

1986-87
 Won 18, Lost 13 (9-9 SEC)
 COACH: Sonny Smith


			AU	Opp.
Nov. 28	UAB (12,NR)	(A)	68	58
Dec. 1	Armstrong State (12,NR)	(H)	94	54
Dec. 11	Austin Peay (7,NR)	(H)	115	93
Dec. 13	Southwestern La. (7,NR)	(H)	107	91
Dec. 15	Eastern Kentucky (7,NR)	(A)	97	82
Dec. 18	Augusta College (6,NR)	(H)	89	66
Dec. 28	Iowa State (5,NR)	(N1)	89	87
Dec. 29	UTEP (5,NR)	(N1)	82	87
Jan. 3	Kentucky (5,11)	(H)	60	63
Jan. 7	Georgia (ot) (13,NR)	(H)	62	58
Jan. 10	Mississippi State (13,NR)	(A)	66	52
Jan. 14	Tennessee (10,NR)	(H)	66	56
Jan. 17	Vanderbilt (10,NR)	(A)	75	91
Jan. 22	Alabama (17,13)	(A)	82	88
Jan. 24	Ole Miss (17,NR)	(H)	85	61

Jan. 28	LSU (18,NR)	(A)	73	75
Jan. 31	Florida (18,19)	(H)	81	68
Feb. 1	UNLV (18,3)	(H)	85	104
Feb. 4	Kentucky (20,NR)	(A)	71	75
Feb. 7	Georgia (20,NR)	(A)	71	75
Feb. 9	Florida	(A)	84	70
Feb. 12	Mississippi State	(H)	59	45
Feb. 14	Tennessee	(A)	84	103
Feb. 21	Alabama (NR,12)	(H)	75	77
Feb. 23	Vanderbilt	(H)	91	83
Feb. 25	Ole Miss	(A)	67	73
Mar. 1	LSU	(H)	100	62
Mar. 6	Kentucky	(N2)	79	72
Mar. 7	Alabama (NR,9)	(N2)	68	87
Mar. 12	San Diego	(N3)	62	61
Mar. 14	Indiana (NR,3)	(N3)	90	107

(N1) Sun Bowl Classic, El Paso, Texas
 (N2) SEC Tournament, Atlanta, Ga.
 (N3) NCAA Tournament, Indianapolis, Ind.



1988 NCAA Tournament Second Round



Auburn made its fifth consecutive NCAA appearance defeating Bradley 90-86. Chris Morris led eighth-seeded Auburn with 36 points.

Auburn 90, #11 Bradley 86

March 17, 1988

NCAA Southeast Regional First Round
The Omni • Atlanta, Ga.

Bradley	FG	3FG	FT	R	F	TP	A	T	B	S	M
Donald Powell	4-9	0-0	2-5	7	5	10	1	0	0	3	37
Trevor Trimpe	1-4	1-4	0-0	1	1	3	2	0	0	0	11
Luke Jackson	7-10	0-1	0-3	5	2	14	2	3	0	0	34
Anthony Manuel	0-3	0-0	0-0	4	4	0	10	6	0	0	40
Hersey Hawkins	15-25	6-8	8-11	10	3	44	6	4	2	3	40
Jerry Thomas	4-9	0-1	0-0	1	5	8	3	0	0	0	25
Paul Wilson	3-6	1-3	0-2	5	3	7	1	2	0	1	13
Team	5										
Totals	34-66	8-17	10-21	39	23	86	25	12	2	7	200


FG%: 1st Half 21-35 .600, 2nd Half 13-31 .419, Game 34-66 .515; 3FG%: 1st Half 5-6 .833, 2nd Half 3-11 .273, Game 8-17 .471; FT%: 1st Half 6-9 .667, 2nd Half 4-12 .333, Game 10-21 .476; Deadball Rebounds: 4.

Auburn	FG	3FG	FT	R	F	TP	A	T	B	S	M
John Caylor	5-8	3-6	5-6	5	2	18	2	3	0	2	38
Chris Morris	11-23	2-5	12-13	12	3	36	4	3	3	2	37
Jeff Moore	6-16	0-0	1-1	13	2	13	1	2	1	1	36
Terrance Howard	2-4	0-1	0-0	5	1	4	5	1	0	1	24
Derrick Dennison	1-6	1-2	2-2	1	3	5	3	0	0	1	17
Johnny Lynn	1-4	1-3	0-0	0	0	3	7	1	0	1	21
Matt Geiger	1-3	0-0	1-3	3	3	3	1	2	0	0	7
Keenan Carpenter	3-8	0-1	2-2	2	3	8	0	0	0	1	20
Team	3										
Totals	30-72	7-18	23-27	44	17	90	23	12	4	9	200

FG%: 1st Half 17-41 .415, 2nd Half 13-31 .419, Game 30-72 .417; 3FG%: 1st Half 4-10 .400, 2nd Half 3-8 .375, Game 7-18 .389; FT%: 1st Half 7-8 .875, 2nd Half 16-19 .842, Game 23-27 .852; Deadball Rebounds: 1.

SCORE BY PERIODS	1	2	F	
Bradley	53	33	--	86
Auburn	45	45	--	90

OFFICIALS--Jack Hannon, Dick Lynch, Dave Hall
TECHNICAL FOULS--Chris Morris, AU
ATTENDANCE--10,566



#8 Oklahoma 107, Auburn 87

March 19, 1988

NCAA Southeast Regional Second Round
The Omni • Atlanta, Ga.

Auburn	FG	3FG	FT	R	F	TP	A	T	B	S	M
John Caylor	6-12	2-5	0-0	9	5	14	2	4	0	0	25
Chris Morris	6-13	1-4	4-4	5	5	17	2	3	3	0	23
Jeff Moore	5-18	0-0	12-13	11	4	22	2	1	1	1	34
Terrance Howard	3-13	1-6	0-0	4	2	7	8	8	0	1	34
Derrick Dennison	3-9	1-1	0-1	7	2	7	0	5	0	1	23
Johnny Lynn	4-5	3-4	3-3	3	2	14	3	4	0	1	23
Matt Geiger	0-1	0-0	2-2	3	3	2	1	0	0	1	15
Keenan Carpenter	2-10	0-4	0-0	2	1	4	0	0	0	0	20
Dustin Hester	0-0	0-0	0-0	0	0	0	0	0	0	0	1
Pete McBee	0-0	0-0	0-0	0	0	0	0	0	0	0	1
John Walker	0-3	0-0	0-0	1	0	0	0	0	0	0	1
Team	12										
Totals	29-84	8-24	21-23	57	24	87	18	25	4	5	200

FG%: 1st Half 11-35 .314, 2nd Half 18-49 .367, Game 29-84 .345; 3FG%: 1st Half 4-7 .571, 2nd Half 4-17 .235, Game 8-24 .333; FT%: 1st Half 11-11 1.000, 2nd Half 10-12 .833, Game 21-23 .913; Deadball Rebounds: 0.


Oklahoma	FG	3FG	FT	R	F	TP	A	T	B	S	M
Harvey Grant	4-10		0-1	2	4	8	1	2	1	1	19
Dave Sieger	5-9		0-0	1	4	15	6	0	0	4	28
Stacey King	14-22		9-12	9	2	37	3	3	2	1	40
Mookie Blaylock	8-14		3-3	4	1	21	9	1	0	4	39
Ricky Grace	5-9		4-4	6	3	15	8	2	0	2	37
Art Pollard	0-0		0-0	0	0	0	0	1	0	0	1
Mike Bell	0-0		0-0	1	0	0	0	1	1	0	2
Terrence Mullins	4-6		0-1	4	2	9	2	0	0	1	12
Andre Wiley	0-0		0-2	1	5	0	1	2	0	1	9
Anthony Martin	1-6		0-0	3	2	2	1	1	0	2	13
Team	8										
Totals	41-76	9-17	16-28	39	23	107	31	13	4	16	200

FG%: 1st Half 20-37 .541, 2nd Half 21-39 .538, Game 41-76 .539; 3FG%: 1st Half 7-12 .583, 2nd Half 2-5 .400, Game 9-17 .529; FT%: 1st Half 4-7 .571, 2nd Half 12-16 .750, Game 16-23 .696; Deadball Rebounds: 3.

SCORE BY PERIODS	1	2	F	
Auburn	37	50	--	87
Oklahoma	51	56	--	107

OFFICIALS--Joe Silvester, Jack Hannon, Eric Harmon
TECHNICAL FOULS--None
ATTENDANCE--14,528

Auburn lost to top-seeded Oklahoma 107-87 in the NCAA Tournament Second Round. The Sooners advanced to the National Championship game, only to be upset by Kansas and Danny Manning. Chris Morris scored 17 points in his final game with the Tigers.



1988 NCAA Tournament Second Round

Kneeling (l to r): David Tyler (mgr.), Terrance Howard, David Williams, Johnny Lynn, Dustin Hester, Pete McBee, Derrick Dennison, Keenan Carpenter, Nick Brown (mgr.). Standing: John Lewandowski (SID), Lawrence Johnson (asst. coach), Gary Franks (volunteer asst.), John Caylor, Matt Geiger, John Walker, Chris Morris, Jeff Moore, Ned Fowler (asst. coach), Sonny Smith (head coach), Gary Yoder (admin. asst.), John Larkin (trainer).

1987-88

Won 19, Lost 11 (11-7 SEC)

COACH: Sonny Smith

			AU	Opp.
Nov. 28	UAB (12,NR)	(A)	68	58
Nov. 27	South Alabama	(N1)	120	67
Dec. 5	VCU	(H)	93	80
Dec. 7	UT-Martin	(H)	99	77
Dec. 11	San Jose State	(N2)	70	65
Dec. 12	Illinois (ot)	(N2)	103	107
Dec. 14	Grambling	(H)	98	59
Dec. 16	Mercer	(H)	80	48
Dec. 29	Villanova	(N3)	65	64
Dec. 30	Georgia Tech	(N3)	72	83
Jan. 6	Florida	(H)	72	67
Jan. 9	Kentucky (NR,1)	(A)	53	52
Jan. 13	Georgia (19,NR)	(A)	68	87
Jan. 16	Mississippi State (19,NR)	(H)	65	57
Jan. 20	Tennessee	(A)	64	75
Jan. 23	Vanderbilt	(H)	71	75

Jan. 27	Alabama	(H)	84	74
Jan. 30	Ole Miss	(A)	66	69
Feb. 3	LSU	(H)	69	78
Feb. 6	Florida (NR,10)	(A)	58	57
Feb. 10	Kentucky	(H)	62	69
Feb. 13	Georgia	(H)	64	57
Feb. 17	Mississippi State	(A)	77	61
Feb. 20	Tennessee	(H)	73	68
Feb. 24	Vanderbilt (NR,17)	(A)	81	68
Feb. 27	Alabama	(A)	77	82
Mar. 2	Ole Miss	(H)	92	76
Mar. 5	LSU	(A)	89	80
Mar. 11	Georgia	(N4)	60	65
Mar. 17	Bradley (NR,11)	(N5)	90	86
Mar. 19	Oklahoma (NR,8)	(N5)	87	107

(N1) Birmingham, Ala.
(N2) Illini Classic, Champaign, Ill.
(N3) Cotton States Classic, Atlanta, Ga.
(N4) SEC Tournament, Baton Rouge, La.
(N5) NCAA Tournament, Atlanta, Ga.



1999 NCAA Tournament Sweet 16



Doc Robinson scored 14 points to lead No. 1 seeded Auburn to an 80-41 victory over 16th-seeded Winthrop in the NCAA Tournament.

#4 Auburn 80, Winthrop 41
March 11, 1999

NCAA South Regional First Round
RCA Dome • Indianapolis, Ind.

Winthrop	FG	3FG	FT	R	F	TP	A	T	B	S	M
Heson Groves, F	1-6	0-0	1-2	5	2	3	2	5	1	0	37
Jacques Vandescure, F	2-5	0-0	2-5	7	1	6	1	4	0	1	26
Eric Fisher, C	1-2	0-0	0-2	3	2	2	0	0	3	1	10
Roger Toxey, G	0-6	0-2	0-0	1	1	0	0	3	0	1	20
Tyson Waterman, G	2-8	2-6	0-0	3	2	6	2	1	0	1	27
Pierre Wooten	1-5	0-0	2-4	2	4	4	0	0	0	0	7
Robbie Waldrop	2-5	2-5	0-0	1	0	6	1	2	0	0	13
Adrian Stockman	0-2	0-0	0-0	2	0	0	1	3	0	1	10
Rob Wallace	1-3	1-3	0-0	2	1	3	0	0	0	1	7
Dan Tollens	1-3	0-1	0-0	2	2	2	0	3	0	0	8
Reggie Coles	1-4	1-2	0-0	0	1	3	0	0	0	0	3
Juon Pinckney	1-2	0-0	0-0	3	3	2	0	1	0	0	12
Eyo Effiong	1-4	0-0	2-5	1	3	4	0	2	1	0	18
Owen Barnes	0-0	0-0	0-0	0	0	0	0	0	0	0	2
Team				10							
Totals	14-55	6-19	7-16	41	19	41	7	25	5	6	200

FG%: 1st Half 7-25 .280, 2nd Half 7-30 .233, Game 31-55 .255; 3FG%: 1st Half 3-10 .300, 2nd Half 3-9 .333, Game 6-19 .316; FT%: 1st Half 1-2 .500, 2nd Half 6-14 .429, Game 7-16 .438; Deadball Rebounds: 4.

Auburn	FG	3FG	FT	R	F	TP	A	T	B	S	M
Chris Porter, F	4-9	0-0	1-1	5	3	9	0	1	0	4	24
Bryant Smith, F	3-11	1-1	2-4	9	2	9	1	3	0	2	26
Mamadou N'diaye, C	2-8	0-0	2-2	10	2	6	0	2	2	1	24
Scott Pohlman, G	4-8	3-5	3-5	0	1	14	1	2	0	2	23
Doc Robinson, G	6-9	2-4	0-0	3	0	14	4	2	0	2	23
Reggie Sharp	1-5	0-0	1-2	1	2	3	3	1	0	0	16
Jay Heard	3-6	2-5	1-2	9	0	9	4	1	0	4	16
Charlton Barker	0-0	0-0	2-4	2	0	2	0	0	0	0	2
Corey Watkins	0-0	0-0	0-0	0	0	0	1	0	0	0	1
Daymeon Fishback	1-6	1-4	2-2	4	1	5	0	1	0	1	19
Mack McGadney	2-7	0-2	0-0	4	0	4	0	0	0	0	8
Abe Smith	0-0	0-0	0-0	1	0	0	0	1	0	0	2
Adrian Chilliest	1-2	0-0	0-0	2	0	2	0	0	0	0	10
Adrian Person	1-3	1-2	0-0	2	2	3	0	0	0	0	16
Team				3							
Totals	28-74	10-23	14-22	55	13	80	14	14	2	16	200

FG%: 1st Half 13-33 .394, 2nd Half 15-41 .366, Game 28-74 .378; 3FG%: 1st Half 5-11 .455, 2nd Half 5-12 .417, Game 10-23 .435; FT%: 1st Half 6-8 .750, 2nd Half 8-14 .571, Game 14-22 .636; Deadball Rebounds: 4.

SCORE BY PERIODS	1	2	F	
Winthrop	18	23	--	41
Auburn	37	43	--	80

OFFICIALS--Donnee Gray, Tom Clark, Tim Gabutero
TECHNICAL FOULS--None
ATTENDANCE--27,184

156



Scott Pohlman scored a career-high 28 points on 11-of-17 shooting to propel fourth-ranked and No. 1 seeded Auburn to an 81-74 victory over Oklahoma State and a berth into the NCAA Tournament Sweet 16.

#4 Auburn 81, Oklahoma State 74
March 13, 1999

NCAA South Regional Second Round
RCA Dome • Indianapolis, Ind.

Oklahoma State	FG	3FG	FT	R	F	TP	A	T	B	S	M
Glendon Alexander, F	1-7	0-3	3-4	1	0	5	1	1	0	0	26
Desmond Mason, F	8-11	2-4	8-9	9	1	26	2	1	0	2	37
Alex Webber, C	2-2	0-0	0-0	0	4	4	0	0	0	0	11
Adrian Peterson, G	11-16	4-8	1-2	4	2	27	0	2	0	1	39
Doug Gottlieb, G	1-4	0-0	1-2	2	3	3	12	6	0	0	36
Fredrik Jonzen	1-3	0-0	0-0	2	0	2	0	1	0	1	9
Brian Montonati	0-4	0-0	1-2	4	5	1	1	3	2	0	25
Joe Adkins	2-5	2-5	0-1	4	2	6	2	2	0	1	17
Team				2							
Totals	26-52	8-20	14-20	28	17	74	18	16	2	5	200

FG%: 1st Half 11-28 .393, 2nd Half 15-24 .625, Game 26-52 .500; 3FG%: 1st Half 3-9 .333, 2nd Half 5-11 .455, Game 8-20 .400; FT%: 1st Half 8-13 .615, 2nd Half 6-7 .857, Game 14-20 .700; Deadball Rebounds: 1.

Auburn	FG	3FG	FT	R	F	TP	A	T	B	S	M
Chris Porter, F	4-8	0-0	1-2	10	1	9	1	3	0	2	33
Bryant Smith, F	6-11	1-4	4-4	4	1	17	2	0	0	0	36
Mamadou N'diaye, C	3-6	0-0	1-2	7	3	7	0	1	1	0	29
Scott Pohlman, G	11-17	2-3	4-4	3	2	28	1	0	0	0	32
Doc Robinson, G	6-9	1-3	0-0	1	4	13	3	1	0	0	24
Reggie Sharp	1-4	0-3	0-0	1	1	2	2	1	0	1	9
Jay Heard	2-4	1-2	0-0	2	2	5	2	1	0	3	18
Charlton Barker	0-0	0-0	2-4	2	0	2	0	0	0	0	2
Daymeon Fishback	0-4	0-1	0-0	2	0	0	0	0	0	0	8
Mack McGadney	0-1	0-1	0-0	2	2	0	1	0	0	0	9
Adrian Chilliest	0-0	0-0	0-0	0	1	0	0	2	0	0	2
Team				3							
Totals	33-64	5-17	10-12	35	17	81	12	9	1	6	200

FG%: 1st Half 15-36 .417, 2nd Half 18-28 .643, Game 33-64 .516; 3FG%: 1st Half 3-11 .273, 2nd Half 2-6 .333, Game 5-17 .294; FT%: 1st Half 4-4 1.000, 2nd Half 6-8 .750, Game 10-12 .833; Deadball Rebounds: 1.

SCORE BY PERIODS	1	2	F	
Oklahoma State	33	41	--	74
Auburn	37	44	--	81

OFFICIALS--Ted Hillary, Donnee Gray, Lonnie Dixon
TECHNICAL FOULS--None
ATTENDANCE--30,318



Chris Porter recorded a double-double with 15 points and 11 rebounds as top-seeded Auburn lost 72-64 to fourth-seeded Ohio State in the Sweet 16 in Knoxville, Tenn.

#14 Ohio State 72, #4 Auburn 64
March 18, 1999

NCAA South Regional Sweet 16
Thompson-Boling Arena • Knoxville, Tenn.

Ohio State	FG	3FG	FT	R	F	TP	A	T	B	S	M
Brian Brown, F	2-9	1-4	4-6	6	0	9	4	1	1	1	33
Jason Singleton, F	3-4	0-0	1-3	2	4	7	1	1	0	1	21
Ken Johnson, C	2-4	0-0	0-2	2	4	4	0	1	1	0	25
Scoonie Penn, G	9-16	4-7	4-4	3	4	26	4	0	1	3	36
Michael Redd, G	9-19	1-3	3-4	10	2	22	2	2	0	1	36
Neshaun Coleman	0-1	0-0	3	0	0	0	0	0	0	0	4
Boban Savovic	1-3	0-2	0-0	0	1	2	0	1	0	0	12
Jon Sanderson	0-2	0-0	0-1	2	1	0	0	1	0	0	6
George Reese	1-4	0-0	0-3	3	0	2	0	2	0	1	27
Team				6							
Totals	27-62	6-17	12-23	37	16	72	11	9	3	7	200

FG%: 1st Half 14-35 .400, 2nd Half 13-27 .481, Game 27-62 .435; 3FG%: 1st Half 3-10 .300, 2nd Half 3-7 .429, Game 6-17 .353; FT%: 1st Half 0-0 .000, 2nd Half 12-23 .522, Game 12-23 .522; Deadball Rebounds: 5.

Auburn	FG	3FG	FT	R	F	TP	A	T	B	S	M
Chris Porter, F	6-10	2-3	1-2	11	5	15	2	5	0	0	32
Bryant Smith, F	4-9	0-3	2-2	2	1	10	1	2	0	2	33
Mamadou N'diaye, C	1-3	0-0	1-2	11	3	3	1	4	3	1	34
Scott Pohlman, G	2-8	1-5	2-2	2	2	7	3	2	0	0	24
Doc Robinson, G	5-13	2-3	2-3	0	3	14	6	3	0	0	33
Reggie Sharp	0-0	0-0	0-0	0	0	0	0	0	0	0	3
Jay Heard	0-3	0-2	1-2	1	1	1	0	0	0	1	9
Daymeon Fishback	4-10	3-6	1-2	9	1	12	1	1	0	0	23
Mack McGadney	1-3	0-0	0-0	1	1	2	0	0	0	1	6
Abe Smith	0-0	0-0	0-0	0	0	0	0	0	0	0	1
Adrian Chilliest	0-0	0-0	0-0	0	0	0	0	1	0	0	2
Team				4							
Totals	23-59	8-22	10-15	41	17	64	14	18	3	5	200

FG%: 1st Half 8-29 .276, 2nd Half 15-30 .500, Game 23-59 .390; 3FG%: 1st Half 4-11 .364, 2nd Half 4-11 .364, Game 8-22 .364; FT%: 1st Half 6-11 .545, 2nd Half 4-4 1.000, Game 10-15 .667; Deadball Rebounds: 4.

SCORE BY PERIODS	1	2	F	
Ohio State	31	41	--	72
Auburn	26	38	--	64

OFFICIALS--Tim Higgins, Lonnie Dixon, Dick Carnell
TECHNICAL FOULS--None
ATTENDANCE--23,898



1999 NCAA Tournament Sweet 16 • 1999 SEC Champions • NCAA Tournament No. 1 Seed South Regional
 Sitting (l to r): Corey Watkins, Jay Heard, Doc Robinson, Bryant Smith, Reggie Sharp, Scott Pohlman, Charlton Barker. Standing: Abe Smith, Chris Porter, Mack McGadney, Mamadou N'diaye, David Hamilton, Adrian Person, Daymeon Fishback, Adrian Chilliest.

1998-99			
Won 29, Lost 4 (14-2 SEC)			
COACH: Cliff Ellis			
CAPTAIN: Bryant Smith, Doc Roibnson			
		AU	Opp.
Nov. 13	Southeastern Louisiana (H)	114	60
Nov. 16	Florida A&M (H)	94	47
Nov. 19	Central Florida (H)	77	42
Nov. 23	BYU (H)	62	43
Nov. 27	Rutgers (N1)	70	55
Nov. 29	Hawaii (A1)	84	57
Dec. 3	UNC-Asheville (H)	91	60
Dec. 6	Florida State (A)	80	68
Dec. 12	UAB (24,NR) (A2)	77	64
Dec. 15	Wofford (18,NR) (H)	79	51
Dec. 19	Navy (18,NR) (A)	88	70
Dec. 29	Bethune-Cookman (15,NR)(H)	99	46
Jan. 2	Tennessee (15,NR) (H)	90	62
Jan. 6	Arkansas (14,18) (H)	83	66
Jan. 9	LSU (14,NR) (A)	73	70
Jan. 13	Ole Miss (8,NR) (A)	74	59


Jan. 16	Florida (8,NR) (H)	88	69
Jan. 20	Kentucky (6,7) (A)	62	72
Jan. 23	Alabama (6,NR) (A)	73	58
Jan. 27	Mississippi State (7,NR)(H)	64	54
Jan. 30	Georgia (7,NR) (A)	85	74
Feb. 3	South Carolina (6,NR) (A)	76	48
Feb. 6	LSU (6,NR) (H)	80	54
Feb. 9	Ole Miss (3,NR) (H)	95	66
Feb. 13	Alabama (3,NR) (H)	102	61
Feb. 17	Vanderbilt (3,NR) (H)	81	63
Feb. 24	Arkansas (2,NR) (A)	88	104
Feb. 27	Mississippi State (2,NR)(A)	76	73
Mar. 5	Alabama (4,NR) (N3)	93	61
Mar. 6	Kentucky (4,14) (N3)	57	69
Mar. 11	Winthrop (4,NR) (N4)	80	41
Mar. 13	Oklahoma State (4,NR)(N4)	81	74
Mar. 18	Ohio State (4,14) (N5)	64	72

(N1) United Airlines Tip-off Classic, Honolulu, Hawaii
 (A2) Arby's Hardwood Classic, BJCC, Birmingham, Ala.
 (N3) SEC Tournament, Georgia Dome, Atlanta, Ga.
 (N4) NCAA Tournament 1st/2nd Rounds, Indianapolis, Ind.
 (N5) NCAA Tournament Sweet 16, Knoxville, Tenn.

1999 Final Wire Service Polls	
Associated Press	USA Today/ESPN
1. Duke	1. Connecticut
2. Michigan State	2. Duke
3. Connecticut	3. Michigan State
4. Auburn	4. Ohio State
5. Maryland	5. Kentucky
6. Utah	5. St. John's
7. Stanford	7. Auburn
8. Kentucky	8. Maryland
9. St. John's	9. Stanford
10. Miami, Fla.	10. Utah



2000 NCAA Tournament Second Round



Mamadou N'diaye recorded a double-double with 15 points and 11 rebounds and had the game-saving block to lead 7th-seeded Auburn to a 72-69 victory over 10th-seeded Creighton in the NCAA Tournament First Round.

#22 Auburn 72, Creighton 69
March 16, 2000

NCAA Midwest Regional First Round
Hubert H. Humphrey Metrodome
Minneapolis, Minn.

Creighton	FG	3FG	FT	R	F	TP	A	T	B	S	M
Matt West, F	1-3	1-2	0-0	1	0	3	0	0	0	0	22
Donnie Johnson, F	2-6	0-0	0-0	0	4	4	2	2	0	2	18
Alan Huss, C	1-6	0-1	0-0	5	2	2	2	0	0	0	21
Ben Walker, G	6-13	1-3	0-0	5	1	13	0	1	0	1	32
Ryan Sears, G	6-12	4-10	2-5	4	2	18	8	0	2	3	38
Kyle Korver	4-13	2-10	0-0	2	1	10	3	0	1	2	28
Livan Pyfrom	1-2	0-0	1-2	1	1	3	0	1	0	1	9
Justin Haynes	2-4	1-1	0-0	4	3	5	0	1	1	0	17
Terrell Taylor	4-6	3-5	0-0	1	4	11	1	1	1	0	14
Dan Kolder	0-0	0-0	0-0	0	0	0	0	0	0	0	1
Team						6					
Totals	27-65	12-32	3-7	29	18	69	16	6	3	8	200

FG%: 1st Half 10-29 .345, 2nd Half 17-36 .472, Game 27-65 .415; 3FG%: 1st Half 4-15 .267, 2nd Half 8-17 .471, Game 12-32 .375; FT%: 1st Half 1-2 .500, 2nd Half 2-5 .400, Game 3-7 .429; Deadball Rebounds: 2.

Auburn	FG	3FG	FT	R	F	TP	A	T	B	S	M
Mack McGadney, F	6-11	2-4	1-3	3	1	15	2	0	1	0	33
Mamadou N'diaye, C	4-5	0-0	7-9	11	1	15	2	1	3	1	32
Jay Heard, G	2-4	2-3	0-0	1	1	6	0	1	1	0	14
Daymeon Fishback, G	6-9	4-5	0-0	6	1	16	1	3	1	0	32
Doc Robinson, G	3-10	1-3	2-2	6	2	9	6	1	0	0	33
Marquis Daniels	2-4	1-2	0-1	0	0	5	0	3	0	0	14
Scott Pohlman	2-7	1-4	1-1	2	2	6	1	3	0	0	26
Reggie Sharp	0-0	0-0	0-0	4	1	0	0	1	0	0	16
Jimbo Tolbert	0-0	0-0	0-0	0	0	0	0	1	0	0	0+
Team						5					1
Totals	25-50	11-21	11-16	38	9	72	12	15	6	1	200

FG%: 1st Half 16-26 .615, 2nd Half 9-24 .375, Game 25-50 .500; 3FG%: 1st Half 6-12 .500, 2nd Half 5-9 .556, Game 11-21 .524; FT%: 1st Half 2-3 .667, 2nd Half 9-13 .692, Game 11-16 .688; Deadball Rebounds: 3.

SCORE BY PERIODS	1	2	F
Creighton	25	44	--
Auburn	40	32	--

OFFICIALS--Donnee Gray, Reggie Greenwood, Andy Rios
TECHNICAL FOULS--None
ATTENDANCE--20,013



#6 Iowa State 79, #22 Auburn 60
March 18, 2000

NCAA Midwest Regional First Round
Hubert H. Humphrey Metrodome
Minneapolis, Minn.

Auburn	FG	3FG	FT	R	F	TP	A	T	B	S	M
Mack McGadney, F	4-10	0-2	0-0	6	5	8	0	1	0	0	24
Mamadou N'diaye, C	4-7	0-0	1-3	3	4	9	0	1	2	1	34
Jay Heard, G	2-6	0-2	0-1	1	2	4	1	0	0	0	16
Daymeon Fishback, G	3-9	2-8	0-0	6	3	8	3	2	0	0	31
Doc Robinson, G	5-18	2-8	0-0	3	1	12	2	2	0	0	33
Marquis Daniels	5-7	1-1	1-1	7	4	12	0	1	0	2	30
Scott Pohlman	1-5	1-3	0-0	1	2	3	3	1	0	0	23
Reggie Sharp	0-0	0-0	0-0	0	0	0	0	2	1	0	6
Jamison Brewer	0-1	0-0	4-5	0	0	4	0	1	0	0	3
Team						4					1
Totals	24-63	6-24	6-10	31	21	60	11	11	2	3	200

FG%: 1st Half 14-27 .519, 2nd Half 10-36 .278, Game 24-63 .381; 3FG%: 1st Half 3-9 .333, 2nd Half 3-15 .200, Game 6-24 .250; FT%: 1st Half 2-4 .500, 2nd Half 4-6 .667, Game 6-10 .600; Deadball Rebounds: 0.

Iowa State	FG	3FG	FT	R	F	TP	A	T	B	S	M
Stevie Johnson, F	6-8	1-1	8-11	8	4	21	1	0	1	0	34
Marcus Fizer, F	7-17	0-3	8-9	12	3	22	1	2	0	0	38
Kantrail Horton, G	1-3	0-2	0-0	2	1	2	4	1	0	0	37
Jamaal Tinsley, G	3-10	2-4	4-6	4	3	12	7	4	2	3	38
Michael Nurse, G	4-5	1-2	5-5	5	3	14	2	2	0	1	37
Martin Rancik	1-1	0-0	0-0	2	1	2	0	0	0	0	4
Brandon Hawkins	1-2	0-1	0-0	2	0	2	1	1	0	1	8
Richard Evans	2-2	0-0	0-0	2	0	4	0	0	0	0	4
Team						1					1
Totals	25-48	4-13	25-31	38	15	79	16	11	3	5	200

FG%: 1st Half 11-24 .458, 2nd Half 14-24 .583, Game 25-48 .521; 3FG%: 1st Half 1-5 .200, 2nd Half 3-8 .375, Game 4-13 .308; FT%: 1st Half 9-10 .900, 2nd Half 16-21 .762, Game 25-31 .806; Deadball Rebounds: 3.

SCORE BY PERIODS	1	2	F
Auburn	33	27	--
Iowa State	32	47	--

OFFICIALS--Mike Sanzere, Bob Donato, Donnee Gray
TECHNICAL FOULS--None
ATTENDANCE--26,328

Freshman Marquis Daniels came off the bench to total 10 points and 4 rebounds in the first half, but 7th-seeded Auburn fell to 2nd-seeded and 6th-ranked Iowa State 79-60 in the NCAA Tournament Second Round before a pro-Cyclone crowd of 26,328.



2000 NCAA Tournament Second Round

Sitting (l to r): Reggie Sharp, Jay Heard, Doc Robinson, Chris Porter, Daymeon Fishback, Scott Pohlman, Charlton Barker. Standing: Jason Remillard (mgr.), Heath Neal (mgr.), Abe Smith, Mack McGadney, Mamadou N'diaye, David Hamilton, Adam Harrington, David Gardner (mgr.), Lance Bedgood (mgr.).

1999-2000

Won 24, Lost 10 (9-7 SEC)

COACH: Cliff Ellis

CAPTAINS: Doc Robinson, Chris Porter

			AU	Opp.
Nov. 19	UAB (3,NR)	(H)	65	59
Nov. 21	Arkansas-Pine Bluff (3,NR)	(H)	100	44
Nov. 27	Stanford (2,7)	(N1)	58	67
Dec. 1	Belmont (5,NR)	(H)	65	56
Dec. 5	Florida State (5,NR)	(H)	55	54
Dec. 11	Pennsylvania (8,NR)	(N2)	77	70
Dec. 13	Coppin State (6,NR)	(H)	63	35
Dec. 16	Bradley (6,NR)	(N3)	78	64
Dec. 20	Puerto Rico-Mayaguez (6,NR)	(A4)	109	52
Dec. 21	Virginia Tech (6,NR)	(N4)	73	63
Dec. 22	Pepperdine (6,NR)	(N4)	87	76
Dec. 30	Southern Miss (4,NR)	(H)	56	50
Jan. 2	Stony Brook (4,NR)	(H)	100	45
Jan. 8	Georgia (4,NR)	(H)	67	52
Jan. 11	Kentucky (4,20)	(H)	66	63
Jan. 16	Mississippi State (4,NR)	(A)	51	45
Jan. 19	South Carolina (4,NR)	(H)	65	61
Jan. 22	Ole Miss (4,NR) (ot)	(A)	77	79

Jan. 25	Tennessee (7,11)	(A)	76	105
Jan. 29	Mississippi State (7,NR)	(H)	73	57
Feb. 2	Alabama (10,NR)	(H)	77	63
Feb. 5	Arkansas (10,NR)	(H)	73	55
Feb. 9	LSU (8,25)	(A)	68	83
Feb. 16	Vanderbilt (11,24)	(A)	86	80
Feb. 19	Ole Miss (11,NR)	(H)	75	72
Feb. 22	Alabama (8,NR)	(A)	64	68
Feb. 27	Florida (8,9)	(A)	59	88
Mar. 1	LSU (13,12)	(H)	53	55
Mar. 5	Arkansas (13,NR)	(A)	55	64
Mar. 10	Florida (23,10)	(N5)	78	70
Mar. 11	So. Carolina (23,NR) (ot)	(N5)	77	72
Mar. 12	Arkansas (23,NR)	(N5)	67	75
Mar. 16	Creighton (22,NR)	(N6)	72	69
Mar. 18	Iowa State (22,6)	(N6)	60	79

(N1) Wooden Classic, Arrowhead Pond, Anaheim, CA
 (N2) Arby's Hardwood Classic, BJCC, Birmingham, AL
 (N3) Coors Classic, Mitchell Center, Mobile, AL
 (N4) San Juan Shootout, Morales Coliseum, San Juan, PR
 (N5) SEC Tournament, Georgia Dome, Atlanta, GA
 (N6) NCAA Tournament 1st/2nd Rounds, Minneapolis, MN

1999 Final Wire Service Polls

Associated Press	USA Today/ESPN
1. Duke	1. Michigan State
2. Michigan State	2. Florida
3. Stanford	3. Iowa State
4. Arizona	4. Duke
5. Temple	5. Stanford
6. Iowa State	6. Oklahoma State
7. Cincinnati	7. Cincinnati
8. Ohio State	8. Arizona
9. St. John's	9. Tulsa
10. LSU	10. Temple
24. Auburn	



2003 NCAA Tournament Sweet 16



Marquis Daniels had 25 points and 8 rebounds to lead 10th-seeded Auburn to a 65-63 overtime victory over 7th-seeded Saint Joseph's. He scored 8 of the Tigers' final 11 points, drilling a 23-foot 3-pointer well beyond the top of the key with :05 left in regulation to give Auburn a 57-55 lead. Daniels also made a reverse layup, was fouled and made the free throw in OT for a 64-63 AU lead with :44 left.

Auburn 65, Saint Joseph's 63 (ot) March 21, 2003 NCAA East Regional First Round St. Pete Times Forum • Tampa, Fla.

Auburn	FG	3FG	FT	R	F	TP	A	T	B	S	M
Marquis Daniels,F 10-19	3-4	2-4	8	1	25	4	1	0	2	42	
Marco Killingsworth,F 7-15	0-2	1-1	7	1	15	1	4	0	1	36	
Kyle Davis, C	3-5	0-0	1-2	9	3	7	1	4	0	33	
Derrick Bird, G	3-8	2-6	3-4	1	4	11	0	4	1	0	37
Lewis Monroe, G	0-4	0-0	0-0	4	2	0	4	1	0	0	41
Brandon Robinson	0-1	0-0	1-2	4	3	1	0	1	0	1	21
Nathan Watson	2-5	2-4	0-0	2	1	6	0	0	0	0	13
Donny Calton	0-0	0-0	0-0	0	1	0	0	0	0	0	0+
Chris Lollar	0-0	0-0	0-0	0	0	0	1	0	0	0	2
Team				3							
Totals	25-57	7-18	8-13	38	16	65	11	15	5	4	225

FG%: 1st Half 13-30 .433, 2nd Half 9-21 .429, OT 3-6 .500, Game 25-57 .439; 3FG%: 1st Half 4-11 .364, 2nd Half 3-7 .429, OT 0-0 .000, Game 7-18 .389; FT%: 1st Half 2-4 .500, 2nd Half 4-6 .667, OT 2-3 .667, Game 8-13 .615; Deadball Rebounds: 2.

Saint Joseph's	FG	3FG	FT	R	F	TP	A	T	B	S	M
Pat Carroll, F	0-5	0-5	0-0	1	1	0	1	1	0	1	22
Dave Mallon, F	1-3	1-2	0-0	1	0	3	1	0	0	0	9
Alexandre Sazanov,C 2-4	0-0	3-4	4	3	7	0	3	0	0	13	
Tyronne Barley, G	0-4	0-2	0-0	3	4	0	6	2	0	3	34
Jameer Nelson,G 11-22	3-7	7-8	9	2	32	1	0	0	1	45	
Chris Cologer	0-0	0-0	0-0	3	0	0	0	0	0	0	9
Dwayne Lee	0-0	0-0	0-0	0	0	0	0	0	0	0	0+
Chet Stachitas	0-1	0-1	0-0	0	0	0	0	0	0	0	2
Delonte West	3-13	2-7	2-2	3	10	2	2	2	0	33	
Wayne Jones	4-5	0-0	1-2	6	1	9	0	0	4	0	32
John Bryant	1-2	0-0	0-0	2	5	2	0	3	0	1	26
Team				4							1
Totals	22-59	6-24	13-16	36	19	63	11	12	4	8	225

FG%: 1st Half 7-24 .292, 2nd Half 13-30 .433, OT 2-5 .400, Game 22-59 .373; 3FG%: 1st Half 2-10 .200, 2nd Half 2-10 .200, OT 2-4 .500, Game 6-24 .250; FT%: 1st Half 3-4 .750, 2nd Half 10-12 .833, OT 0-0 .000, Game 13-16 .813; Deadball Rebounds: 1.

SCORE BY PERIODS	1	2	OT	F
Auburn	32	25	--	65
Saint Joseph's	19	38	--	63

OFFICIALS--Donnee Gray, Tom Clark, Tim Gabutero
TECHNICAL FOULS--None
ATTENDANCE--17,024



Derrick Bird scored 9 points in 10th-seeded Auburn's 68-62 upset over ACC Champion and 2nd-seeded Wake Forest. Bird held National Player of the Year Josh Howard to 14 points, 6 below his average, and forced Howard into a game-high 7 turnovers.

Auburn 68, #8 Wake Forest 62 March 23, 2003 NCAA East Regional Second Round St. Pete Times Forum • Tampa, Fla.

Auburn	FG	3FG	FT	R	F	TP	A	T	B	S	M
Marquis Daniels,F 7-15	0-4	4-7	4	4	18	1	4	0	3	26	
Marco Killingsworth,F 4-10	0-1	3-4	8	2	11	3	4	0	1	32	
Kyle Davis, C	1-3	0-0	0-0	4	2	2	1	2	4	1	26
Derrick Bird, G	3-10	1-6	2-2	2	3	9	1	0	0	0	33
Lewis Monroe, G	2-6	2-5	6-6	1	2	12	3	3	0	3	37
Brandon Robinson	5-9	0-1	1-1	3	4	11	0	1	2	0	22
Nathan Watson	2-3	1-2	0-0	6	1	5	2	0	0	1	21
Chris Lollar	0-0	0-0	0-0	0	0	0	0	0	0	0	3
Team				5							
Totals	24-56	4-19	16-20	33	18	68	11	14	6	9	200

FG%: 1st Half 14-31 .452, 2nd Half 10-25 .400, Game 24-56 .429; 3FG%: 1st Half 3-10 .300, 2nd Half 1-9 .111, Game 4-19 .211; FT%: 1st Half 3-4 .750, 2nd Half 13-16 .813, Game 16-20 .800; Deadball Rebounds: 1.

Wake Forest	FG	3FG	FT	R	F	TP	A	T	B	S	M
Jamaal Levy, F	1-4	0-1	1-2	7	5	3	1	2	3	0	34
Vytas Danielius, F	1-6	0-4	2-3	7	3	4	1	2	1	1	36
Eric Williams, C	1-4	0-0	2-2	0	4	4	0	1	0	1	10
Taron Downey, G	3-6	3-5	0-0	4	2	9	1	4	0	1	36
Josh Howard, G	4-10	0-3	6-6	8	4	14	1	7	3	4	34
Chris Ellis	0-0	0-0	0-0	0	1	0	0	0	0	0	8
Justin Gray	8-15	5-9	5-6	4	2	26	1	0	0	0	30
Richard Joyce	0-0	0-0	0-0	0	0	0	0	0	0	0	0+
Steve Lepore	0-1	0-1	0-0	0	1	0	0	0	0	0	1
Trent Strickland	0-3	0-0	2-2	1	2	0	1	0	0	0	11
Team				4							1
Totals	18-49	8-23	18-21	35	23	62	5	18	7	7	200

FG%: 1st Half 11-23 .478, 2nd Half 7-26 .269, Game 18-49 .367; 3FG%: 1st Half 5-11 .455, 2nd Half 3-12 .250, Game 8-23 .348; FT%: 1st Half 11-12 .917, 2nd Half 7-9 .778, Game 18-21 .857; Deadball Rebounds: 1.

SCORE BY PERIODS	1	2	F	
Auburn	34	34	--	68
Wake Forest	38	24	--	62

OFFICIALS--Tony Greene, Steve Welmer, Ted Hillary
TECHNICAL FOULS--None
ATTENDANCE--21,304 (c)



Marquis Daniels put on a show in 10th-seeded Auburn's 79-78 heartbreaking loss to eventual National Champion and 3rd-seeded Syracuse before a raucous sold out Orangemen crowd in Albany, N.Y. He had game-highs of 27 points and 9 rebounds in his last game as a Tiger. Daniels had 17 second half points against Syracuse's vaunted 2-3 zone as Auburn came back from 17 points down.

#12 Syracuse 79, Auburn 78 March 28, 2003 NCAA East Regional Sweet 16 Pepsi Arena • Albany, N.Y.

Auburn	FG	3FG	FT	R	F	TP	A	T	B	S	M
Marquis Daniels,F 12-21	0-1	3-4	9	3	27	4	4	0	2	38	
Marco Killingsworth,F 0-3	0-0	2-2	5	3	2	0	3	0	0	18	
Kyle Davis, C	1-6	0-0	0-0	6	4	2	0	2	4	0	20
Derrick Bird, G	3-10	3-9	2-2	4	2	11	5	1	0	0	38
Lewis Monroe, G	4-7	3-5	1-2	2	4	12	1	0	0	0	35
Troy Gaines	0-0	0-0	0-0	0	0	0	1	0	0	0	0+
Brandon Robinson	2-8	0-0	4-4	9	0	8	2	4	0	1	20
Nathan Watson	5-8	4-7	2-2	1	3	16	2	1	0	2	29
Rodney Tucker	0-0	0-0	0-0	0	0	0	0	1	1	0	2
Team				4							
Totals	27-63	10-22	14-17	40	19	78	15	17	5	5	200

FG%: 1st Half 9-30 .300, 2nd Half 18-33 .545, Game 27-63 .429; 3FG%: 1st Half 3-7 .429, 2nd Half 7-15 .467, Game 10-22 .455; FT%: 1st Half 6-7 .857, 2nd Half 8-10 .800, Game 14-17 .824; Deadball Rebounds: 2.

Syracuse	FG	3FG	FT	R	F	TP	A	T	B	S	M
Hakim Warrick,F 6-12	0-0	3-4	4	5	15	1	2	0	3	25	
Carmelo Anthony,F 7-17	2-4	2-3	8	2	18	3	2	1	2	34	
Craig Forth, C	0-1	0-0	0-0	1	2	0	1	0	2	1	12
Kueth Duany, G	3-9	2-6	4-4	5	0	12	0	1	0	1	26
Gerry McNamara,G 2-6	1-4	4-5	2	2	9	3	0	0	0	37	
Billy Edelin	1-2	0-0	3-4	6	2	5	4	3	0	1	17
Jeremy McNeil	3-6	0-0	0-0	7	3	6	0	2	4	0	27
Josh Pace	7-13	0-0	0-1	2	1	14	2	0	0	1	12
Team				1							
Totals	29-66	5-14	16-21	36	17	79	14	10	7	9	200

FG%: 1st Half 14-34 .412, 2nd Half 15-32 .469, Game 29-66 .439; 3FG%: 1st Half 3-9 .333, 2nd Half 2-5 .400, Game 5-14 .357; FT%: 1st Half 6-6 .1000, 2nd Half 10-15 .667, Game 16-21 .762; Deadball Rebounds: 3.

SCORE BY PERIODS	1	2	F	
Auburn	27	51	--	78
Syracuse	37	42	--	79

OFFICIALS--John Clougherty, John Higgins, Rick Hartzell
TECHNICAL FOULS--None
ATTENDANCE--15,093 (c)



2003 NCAA Tournament Sweet 16
 Sitting (l to r): Chris Lollar, Lewis Monroe, Derrick Bird, Marquis Daniels, Donny Calton, Nathan Watson. Standing: Troy Gaines, Jamaal Arnold, Marco Killingsworth, Brandon Robinson, Kyle Davis, Rodney Tucker, Danny Wicke, Johnathan Lewis.

2002-03			
Won 22, Lost 12 (8-8 SEC)			
COACH: Cliff Ellis			
CAPTAIN: Marquis Daniels, Derrick Bird			
			AU Opp.
Nov. 22	Wofford	(H)	81 63
Nov. 26	Georgia State	(H)	100 71
Dec. 1	Western Kentucky	(N1)	70 89
Dec. 2	Southeastern Louisiana	(H)	77 47
Dec. 4	South Carolina State	(H)	85 65
Dec. 8	Rutgers	(H)	82 70
Dec. 14	Murray State	(H)	72 53
Dec. 17	Western Michigan	(H)	54 72
Dec. 20	Puerto Rico-Mayaguez	(A2)	94 64
Dec. 21	Denver	(N2)	63 58
Dec. 22	Troy State	(N2)	94 66
Dec. 30	Southern Miss	(H)	92 46
Jan. 2	North Texas	(H)	90 65
Jan. 8	Vanderbilt	(H)	62 59
Jan. 11	Arkansas	(A)	52 37
Jan. 15	South Carolina	(A)	67 60
Jan. 18	Alabama (NR,9)	(H)	77 68

Jan. 22	Kentucky (24,8)	(A)	51 67
Jan. 25	Georgia (24,19)	(A)	79 85
Feb. 1	Tennessee	(H)	57 60
Feb. 5	Ole Miss	(H)	77 71
Feb. 8	LSU	(H)	56 54
Feb. 15	Alabama	(A)	68 84
Feb. 19	Mississippi State (NR,19)	(H)	46 63
Feb. 22	Ole Miss	(A)	80 75
Feb. 26	LSU	(A)	63 94
Mar. 1	Florida (NR,4)	(H)	70 73
Mar. 5	Arkansas	(H)	69 54
Mar. 8	Mississippi State (NR,21)	(A)	45 67
Mar. 14	Tennessee	(N3)	66 53
Mar. 15	Kentucky (NR,2)	(N3)	58 78
Mar. 21	Saint Joseph's (ot)	(N4)	65 63
Mar. 23	Wake Forest (NR,8)	(N4)	68 62
Mar. 28	Syracuse (NR,12)	(N5)	78 79

(N1) Nashville, Tenn., Gaylord Entertainment Center
 (A2, N2) San Juan Shootout, Caguas, P.R.
 (N3) SEC Tournament, Superdome, New Orleans, La.
 (N4) NCAA Tournament 1st/2nd Rounds, Tampa, Fla.
 (N5) NCAA Tournament Sweet 16, Albany, N.Y.



Auburn in the NIT

1993 • 1995 • 1996

1998 • 2001 • 2009



1993 NIT

Sitting (l to r): Leonard Smith, Wesley Person, Shawn Stuart, Lance Weems, Jeff Switzer, n/a, Ronnie Battle, Reggie Gallon. Standing: Barry Canterbury (asst. coach), Greg Haddox (asst. coach), Noah Stone (mgr.), Aubrey Wiley, Cameron Boozer, Byron Bell, Pat Burke, Mark Hutton, Aaron Swinson, Rod Joyce, Tommy Joe Eagles (head coach), Ted Gallina (mgr.), Chris Corley (mgr.).



1995 NIT


Sitting (l to r): Franklin Williams, Moochie Norris, Lance Weems, Wes Flanigan, Derek Caldwell. Standing: Jason Pendleton (mgr.), Chris Corley (mgr.), Jacob Ridenhour (mgr.), Chris Davis, Alex Franco, Pat Burke, Jim Costner, Ray Donald, Leroy Davis, Scott Stapler (mgr.), Russell Herring (mgr.), David Oliver (mgr.).



1996 NIT

Sitting (l to r): Jason Pendleton (mgr.), Derek Caldwell, Ray Donald, Reid Clark, Moochie Norris, Lance Weems, Chris Davis, Wes Flanigan, Dustin Beaty (mgr.). Standing: David Oliver (mgr.), Jacob Ridenhour (mgr.), Earnest Brown, Mike Springfield, Adrian Chilliest, Pat Burke, Alvin Jefferson, Bryant Smith, Franklin Williams, Phillip Thomas, Scott Stapler (mgr.), Russell Herring (mgr.).

1998 NIT Second Round
 Sitting (l to r): Derek Caldwell, Scott Pohlman, Doc Robinson, Franklin Williams, Bryant Smith, Daymeon Fishback. Standing: Carl McClammy (mgr.), Brandon Owens (mgr.), Adrian Chilliest, Jeremy Beasley, Mamadou N'diaye, Randy Hughes, Dudley Smith, Heath Neal (mgr.), David Gardner (mgr.), Jason Remillard (mgr.).



2001 NIT Second Round
 Sitting (l to r): Jamison Brewer, Charlton Barker, Reggie Sharp, Scott Pohlman, Lincoln Glass, Adam Harrington. Standing: Scott Cooper (mgr.), Herman Turner (mgr.), Rob Ondr (mgr.), Marquis Daniels, Abdou Diame, Kyle Davis, Mack McGadney, Donny Calton, Michael McLeod (mgr.), Jimbo Tolbert (mgr.), Adam Kidd (mgr.).



2009 NIT Quarterfinals
 Sitting (l to r): Tay Waller, Tony Neysmith, Frankie Sullivan, DeWayne Reed, Josh Wallace, Larry Williams Jr., Quantez Robertson, Rasheem Barrett. Standing: Jake Drum, Johnnie Lett, Brendon Knox, Francis Aihe, Korvotney Barber, Brandon McGee, Lucas Hargrove.



ALL-CENTURY TEAM

1906-2006

LEE DeFORE
1964-67

CHARLES BARKLEY
1981-84

WESLEY PERSON
1991-94

JOHN MENGELT
1969-71

MARQUIS DANIELS
1999-2003

CHRIS MORRIS
1984-88

CHUCK PERSON
1983-86

SHAG HAWKINS
1940-42

CHRIS PORTER
1998-2000

MIKE MITCHELL
1975-78

REX FREDERICK
1957-59

HENRY HART
1957-60

EDDIE JOHNSON
1973-76

JACK STEWART
1930-32

DOC ROBINSON
1996-2000

JEFF MOORE
1985-88
HONORABLE MENTION

164

JIMMY FIBBE
1959-61
HONORABLE MENTION

FRANK FORD
1984-87
HONORABLE MENTION

HENRY HARRIS
1970-72
HONORABLE MENTION

LAYTON JOHNS
1960-63
HONORABLE MENTION





BARKLEY

34

Charles Barkley (1982-84) had his #34 Auburn jersey retired March 3, 2001. Barkley, one of the NBA's 50 All-Time Greatest, was a two-time Olympic Gold Medalist, SEC Player of the Decade for the 1980s, All-American, SEC Player of the Year in 1984 and an All-SEC selection.


No 34 Charles Barkley Retired Jersey

No 32 Rex Frederick Retired Jersey



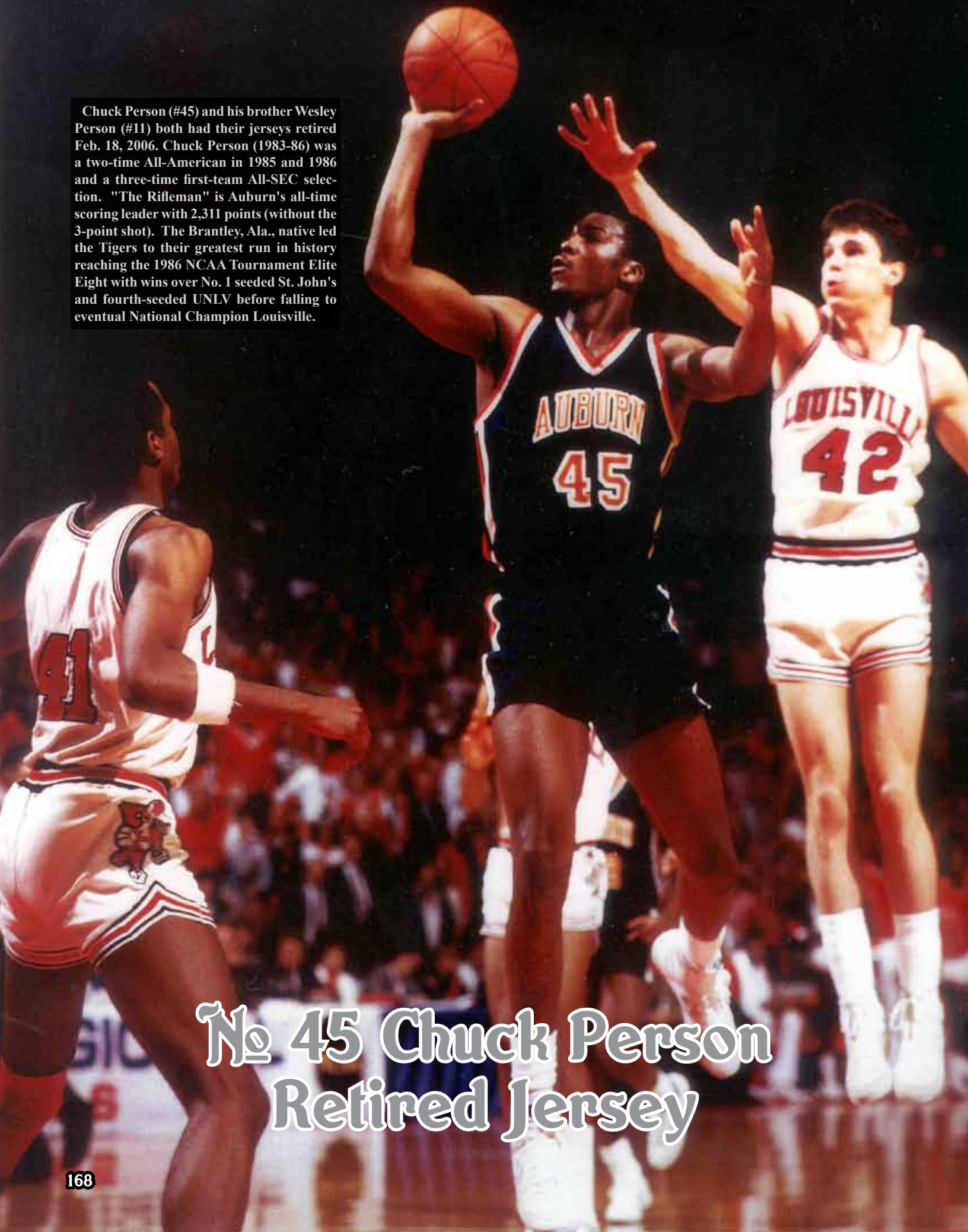
Rex Frederick (1957-59), pictured at midcourt, had his #32 Auburn jersey retired Mar. 4, 2006. The Birmingham, Ala., native was a Helms Athletic Foundation selection in 1959 and was a three-time All-SEC selection. He is Auburn's all-time leading rebounder with 14.3 rebounds per game while his 904 career rebounds ranks fifth on the Tigers' all-time rebounding chart. Frederick left as Auburn's all-time leading rebounder and scorer with 937 points.

No. 15 John Mengelt Retired Jersey



John Mengelt (1969-71) became the first Tiger to have his Auburn jersey retired (#15), January 6, 2001. He played only three varsity years, finishing his career as Auburn's all-time leading scorer with 1,920 points. An All-American and All-SEC selection, Mengelt's 60 points vs. Alabama is still an AU record.

Chuck Person (#45) and his brother Wesley Person (#11) both had their jerseys retired Feb. 18, 2006. Chuck Person (1983-86) was a two-time All-American in 1985 and 1986 and a three-time first-team All-SEC selection. "The Rifleman" is Auburn's all-time scoring leader with 2,311 points (without the 3-point shot). The Brantley, Ala., native led the Tigers to their greatest run in history reaching the 1986 NCAA Tournament Elite Eight with wins over No. 1 seeded St. John's and fourth-seeded UNLV before falling to eventual National Champion Louisville.



No 45 Chuck Person Retired Jersey

No. 11 Wesley Person Retired Jersey



Wesley Person (#11), pictured with Athletics Director Jay Jacobs, and his brother Chuck Person (#45) both had their jerseys retired Feb. 18, 2006. Pictured with Auburn Athletics Director Jay Jacobs, Wesley Person (1991-94) was a 1994 Associated Press All-American, three-time All-SEC selection and is third on Auburn's all-time scoring chart with 2,066 points and all-time leader in 3-pointers made (262) and 3-point percentage (.441).

Charles Barkley

All-American 1984



Barkley's Statistics																
	G-GS	MIN-Avg.	FG-A	Pct.	3FG-A	Pct.	FT-FTA	Pct.	REB-Avg.	PF-FO	A	TO	BK	ST	PTS	Avg.
1981-82	28-23	746-26.6	144-242	.595	-	-	68-107	.636	275-9.8	99-4	30		51	13	356	12.7
1982-83	28-28	782-27.9	161-250	.644	-	-	82-130	.631	266-9.5	102-9	49		45	32	404	14.4
1983-84	28-18	794-28.4	162-254	.638	-	-	99-145	.683	265-9.5	89-4	58		49	31	423	15.1
Total	84-69	2322-27.6	467-746	.626	-	-	249-382	.652	806-9.6	290-17	137		145	76	1183	14.1

Lee DeFore

All-American

1966



DeFore's Statistics

	G-GS	MIN-Avg.	FG-A	Pct.	3FG-A	Pct.	FT-FTA	Pct.	REB-Avg.	PF-FO	A	TO	BK	ST	PTS	Avg.
1963-64	23	-	168-351	.478	-	-	72-90	.800	176-7.7	72	-	-	-	-	408	17.7
1964-65	23	-	145-326	.444	-	-	73-92	.793	144-6.3	70	-	-	-	-	363	15.8
1965-66	26	-	241-516	.467	-	-	133-156	.853	249-9.6	73	52	-	-	-	615	23.7
Total	72	-	554-1193	.464	-	-	278-338	.822	569-7.9	215	52	-	-	-	1386	19.3



Rex Frederick All-American 1959




Frederick's Statistics

A three-time All-SEC selection ... lettered three Years from 1957-59 ... Helms Athletic Foundation All-American (second-team) selection ... Alabama Sports Hall of Fame member ... 1st in Auburn history with his all-time rebound average of 14.3 per game ... his total of 904 rebounds throughout his career ranks 5th on Auburn's all-time rebounding chart ... left Auburn as the 9th all-time leading scorer with 937 points ... continues to hold the top two single-season records for most rebounds with 325 in 1957-58 and 322 in 1956-57 ... holds the single-game record for rebounds (27 vs. SMU in 1957) ... Alabama Sports Hall of Fame member.

Henry Hart

All-American

1960





Hart's Statistics

	G-GS	MIN-Avg.	FG-A	Pct.	3FG-A	Pct.	FT-FTA	Pct.	REB-Avg.	PF-FO	A	TO	BK	ST	PTS	Avg.
1957-58	-	-	-	-	-	-	-	-	-	-	-	-	-	-	303	-
1958-59	22	-	92-168	.547	-	-	102-135	.756	116-5.3	84	55	-	-	-	286	13.0
1959-60	20	-	108-201	.537	-	-	94-118	.797	117-5.9	88	65	-	-	-	310	15.5
Total															899	

John Mengelt

All-American

1970, 1971



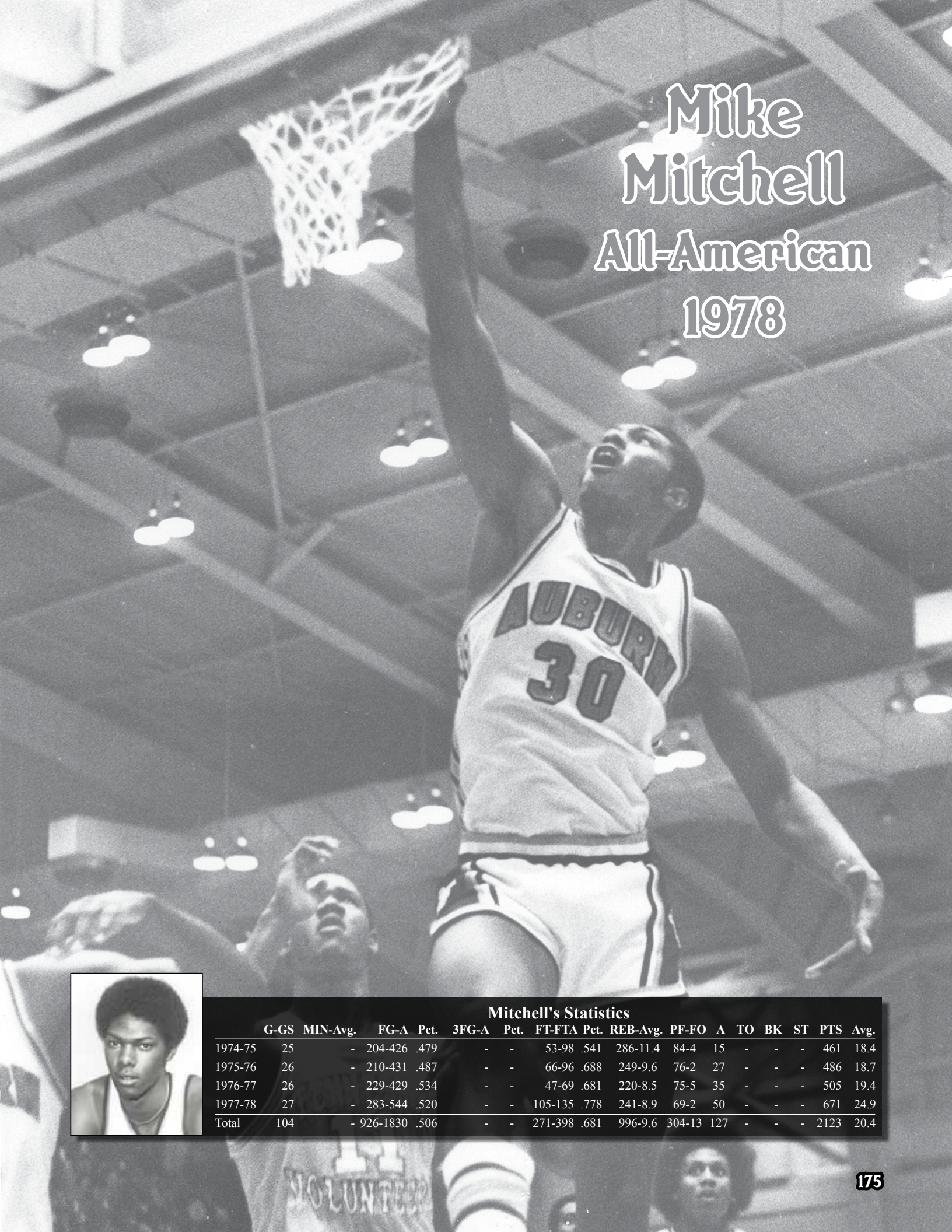
Mengelt's Statistics

	G-GS	MIN-Avg.	FG-A	Pct.	3FG-A	Pct.	FT-FTA	Pct.	REB-Avg.	PF-FO	A	TO	BK	ST	PTS	Avg.
1968-69	25	-	189-360	.525	-	-	108-138	.782	106-4.2	60	60	-	-	-	486	19.4
1969-70	26	-	258-554	.465	-	-	180-225	.800	156-6.0	77	54	-	-	-	696	26.8
1970-71	26	-	265-548	.484	-	-	208-256	.812	108-4.1	92	91	-	-	-	738	28.4
Total	77	-	712-1462	.487	-	-	496-619	.801	370-4.8	229	205	-	-	-	1920	24.9

Mike Mitchell

All-American


1978



Mitchell's Statistics

	G-GS	MIN-Avg.	FG-A	Pct.	3FG-A	Pct.	FT-FTA	Pct.	REB-Avg.	PF-FO	A	TO	BK	ST	PTS	Avg.
1974-75	25	-	204-426	.479	-	-	53-98	.541	286-11.4	84-4	15	-	-	-	461	18.4
1975-76	26	-	210-431	.487	-	-	66-96	.688	249-9.6	76-2	27	-	-	-	486	18.7
1976-77	26	-	229-429	.534	-	-	47-69	.681	220-8.5	75-5	35	-	-	-	505	19.4
1977-78	27	-	283-544	.520	-	-	105-135	.778	241-8.9	69-2	50	-	-	-	671	24.9
Total	104	-	926-1830	.506	-	-	271-398	.681	996-9.6	304-13	127	-	-	-	2123	20.4

Chuck Person All-American 1985, 1986




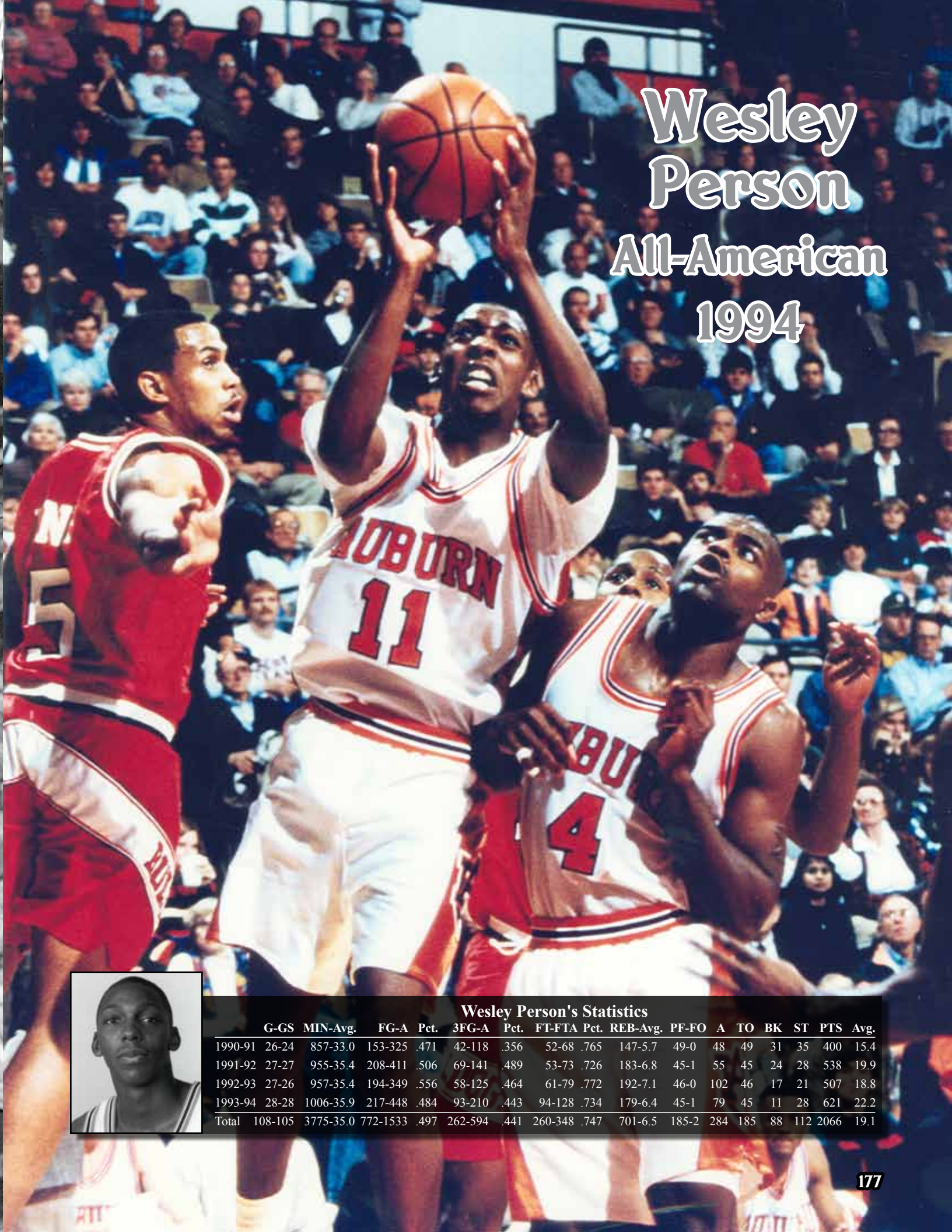
Chuck Person's Statistics

	G-GS	MIN-Avg.	FG-A	Pct.	3FG-A	Pct.	FT-FTA	Pct.	REB-Avg.	PF-FO	A	TO	BK	ST	PTS	Avg.
1982-83	28-20	636-22.7	118-218	.541	-	-	25-33	.758	128-4.6	57-1	37	37	6	13	261	9.3
1983-84	31-31	1079-34.8	255-470	.543	-	-	83-114	.728	249-8.0	62-3	38	82	8	38	593	19.1
1984-85	34-34	1240-36.5	334-614	.544	-	-	79-107	.738	303-8.9	78-0	69	80	18	42	747	22.0
1985-86	33-33	-	310-597	.519	-	-	90-112	.804	260-7.9	83-3	30	73	12	27	710	21.5
Total	126-118		1017-1899	.536	-	-	277-366	.757	940-7.5	280-7	174	277	44	120	2311	18.3

Wesley Person

All-American

1994



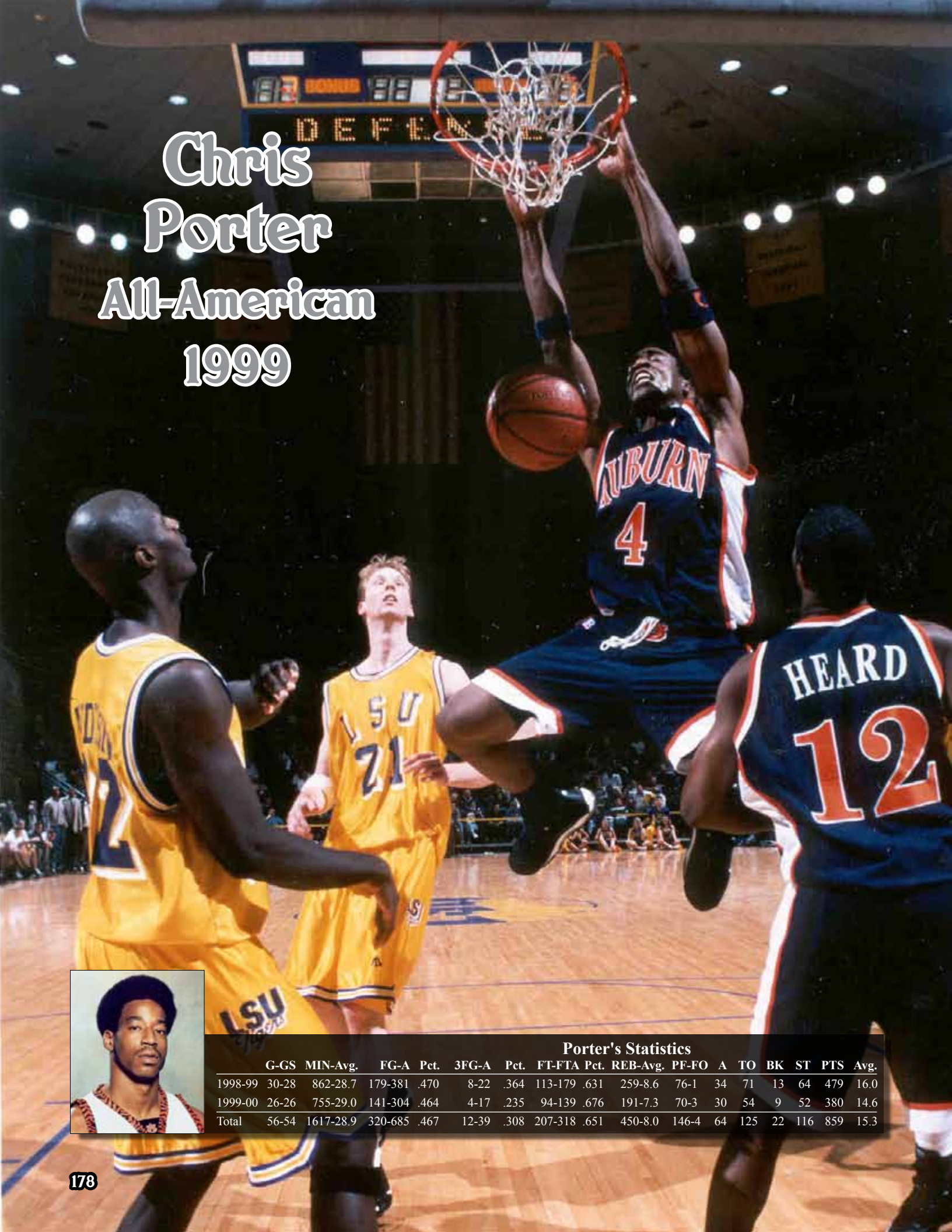
Wesley Person's Statistics

	G-GS	MIN-Avg.	FG-A	Pct.	3FG-A	Pct.	FT-FTA	Pct.	REB-Avg.	PF-FO	A	TO	BK	ST	PTS	Avg.
1990-91	26-24	857-33.0	153-325	.471	42-118	.356	52-68	.765	147-5.7	49-0	48	49	31	35	400	15.4
1991-92	27-27	955-35.4	208-411	.506	69-141	.489	53-73	.726	183-6.8	45-1	55	45	24	28	538	19.9
1992-93	27-26	957-35.4	194-349	.556	58-125	.464	61-79	.772	192-7.1	46-0	102	46	17	21	507	18.8
1993-94	28-28	1006-35.9	217-448	.484	93-210	.443	94-128	.734	179-6.4	45-1	79	45	11	28	621	22.2
Total	108-105	3775-35.0	772-1533	.497	262-594	.441	260-348	.747	701-6.5	185-2	284	185	88	112	2066	19.1

Chris Porter

All-American

1999



Porter's Statistics

	G-GS	MIN-Avg.	FG-A	Pct.	3FG-A	Pct.	FT-FTA	Pct.	REB-Avg.	PF-FO	A	TO	BK	ST	PTS	Avg.
1998-99	30-28	862-28.7	179-381	.470	8-22	.364	113-179	.631	259-8.6	76-1	34	71	13	64	479	16.0
1999-00	26-26	755-29.0	141-304	.464	4-17	.235	94-139	.676	191-7.3	70-3	30	54	9	52	380	14.6
Total	56-54	1617-28.9	320-685	.467	12-39	.308	207-318	.651	450-8.0	146-4	64	125	22	116	859	15.3



Robinson's Statistics

	G-GS	MIN-Avg.	FG-A	Pct.	3FG-A	Pct.	FT-FTA	Pct.	REB-Avg.	PF-FO	A	TO	BK	ST	PTS	Avg.
1996-97	31-17	756-24.4	70-189	.370	16-56	.286	35-46	.761	89-2.9	48-0	96	54	1	31	191	6.2
1997-98	29-29	930-32.1	137-345	.397	42-122	.352	49-64	.766	108-3.7	52-2	127	93	6	35	386	12.6
1998-99	33-33	927-28.1	137-303	.452	37-109	.339	67-86	.779	87-2.6	58-0	166	68	3	47	378	11.5
1999-00	34-34	1056-31.1	139-345	.403	50-142	.352	63-81	.778	103-3.0	48-0	175	66	4	40	391	11.5
Total	127-113	3669-28.9	483-1182	.409	146-429	.340	214-277	.773	387-3.0	206-2	564	281	14	153	1326	10.4

**Jack
Stewart
All-American
1932**




All-SEC

Year	Player	AP	+UPI	*Coaches
1950	Don Lanford, G	2		
	Bill Lynn, F	3		
1951	Don Lanford, G	3		
1954	Bob Miller, F	3		
1955	Bill Kirkpatrick, G	2	1	
1956	Jim O'Donnell, G	3		
1957	Rex Frederick, C	3		
1958	Rex Frederick, F	1		1
	Jimmy Lee, G	3		
1959	Rex Frederick, F	1		1
	Jimmy Lee, F	2		
	Henry Hart, G	2		
1960	Henry Hart, F	1		1
	David Vaughn, C	3		
1961	Jim Fibbe, F	2		1
1962	Layton Johns, C	2		1
	Billy Tinker, F	3		
1963	Layton Johns, F	1		1
	John Blackwell, G	3		
1964	Lee DeFore, C	3		
1965	Joe Newton, G	1	2	1
	Freddie Guy, F	3		
	Lee DeFore, F		3	
1966	Lee DeFore, F	1	1	1
1967	Alex Howell, G		3	
	Bobby Buisson, G			1
1968	Wally Tinker, F		3	
1969	John Mengelt, G	2	2	1
	Wally Tinker, F	3		1
1970	John Mengelt, G	1	1	1
	Bill Alexander, F	3		
1971	John Mengelt, G	1	1	1
1972	Henry Harris, G	3		
1973	Gary England, G	3		
1974	Eddie Johnson, G	2	2	1
1975	Eddie Johnson, G	2	2	1
	Mike Mitchell, F	3	3	
1976	Eddie Johnson, G	1	1	1
	Mike Mitchell, F	2	2	1
1977	Mike Mitchell, F	2	2	1
	Eddie Johnson, G	3	3	
1978	Mike Mitchell, F	1	1	1
	Stan Pietkiewicz, F	2	2	
1979	Bobby Cattage, C		3	
1982	Charles Barkley, C	2	2	
	Odell Mosteller, G		2	
1983	Charles Barkley, C	2	2	1
	Darrell Lockhart, F	3		
1984	Charles Barkley, C	1	1	1
	Chuck Person, F	1	1	1
1985	Chuck Person, F	1	1	1
1986	Chuck Person, F	1	1	1
1987	Jeff Moore, C	2	1	1
	Chris Morris, F	2	3	
	Frank Ford, G	3		
1988	Chris Morris, F	1	1	1
	Jeff Moore, C		3	
1989	Keenan Carpenter, G	2	3	
1990	Ronnie Battle, G	3		1
	Derrick Dennison, F		3	
1991	Ronnie Battle, G	2	3	
1992	Wesley Person, F	3		
1993	Wesley Person, F/G	2		1
	Ronnie Battle, G			1

Year	Player	AP	+UPI	*Coaches
	Aaron Swinson, C	3		2
1994	Wesley Person, G/F	1		1
	Aaron Swinson, F/C	2		1
1995	Moochie Norris, G	3		3
1996	Wes Flanigan, G	3		3
	Lance Weems, G			3
1997	Pat Burke, C		Hon. Mention	
1998	Bryant Smith, F		Hon. Mention	2
1999	Chris Porter, F	1		1
	Doc Robinson, G	1		1
	Bryant Smith, F	2		2
	Mamadou N'diaye, C	3		
2000	Doc Robinson, G	1		2
	Chris Porter, F	2		2
2001	Jamison Brewer, G	3		
	Marquis Daniels, F	3		3
	Adam Harrington, G			3
2003	Marquis Daniels, F	2		2
2004	Marco Killingsworth, F	3		2
2005	Toney Douglas, G	3		3
2009	Korvotney Barber, F	2		2

* 10-player squad until a 5-member squad in 1993-94
+ Discontinued after 1990-91 season



Rex Frederick became the first Auburn player to earn first-team All-SEC honors in 1957-58, after averaging 16.1 points and 14.8 rebounds.

Honors & Awards


SEC Players of the Year

Southeastern Conference Player of the Year awards have been presented since 1965 by both the Associated Press and United Press International (until 1991) and then by the SEC Coaches.


Two Auburn players have received that honor:

1984.....C Charles Barkley (AP and UPI)

1999..... F Chris Porter (AP and SEC Coaches)



CHARLES BARKLEY



CHRIS PORTER

National Coach of the Year

Head coach Cliff Ellis is the only Auburn Basketball coach to be named National Coach of the Year. Ellis won six different National Coach of the Year awards following the 1998-99 season when the Tigers went 29-4, won the SEC Championship and finished the season ranked fourth in the nation by the Associated Press.

Following is a listing of the National Coach of the Year awards Ellis garnered:

- 1999.....Cliff Ellis (Associated Press)
 (John & Nellie Wooden Award)
 (United States Basketball Writers Association)
 (*Sports Illustrated*)
 (*The Sporting News*)
 (*Basketball News*)



CLIFF ELLIS

SEC Coach of the Year

Southeastern Conference Coach of the Year awards have been presented since 1960 by the Associated Press, since 1999 by the SEC Coaches, from 1964-98 by the *Knoxville News-Sentinel*, from 1965-91 by United Press International and from 1974-90 by the Birmingham Tip-Off Club (Rupp Cup).

Since those awards have been presented, five Auburn coaches have been the recipients:

- 1960.....Joel Eaves (AP)
 1975..... Bob Davis (UPI)
 1984..... Sonny Smith (AP, UPI, *Knoxville News-Sentinel*/
 Birmingham Tip-Off Club)
 1988..... Sonny Smith (*Knoxville News-Sentinel*/
 Birmingham Tip-Off Club)
 1990..... Tommy Joe Eagles (*Knoxville News-Sentinel*/
 Birmingham Tip-Off Club)
 1995..... Cliff Ellis (*Anniston Star*)
 1999..... Cliff Ellis (Associated Press/
 SEC Coaches/*The Birmingham News*)

All-Time SEC Team

In 1974, the *Orlando Sentinel* published an All-Time SEC Team as selected by a special panel of sportswriters.

One Auburn player was named to that all-time squad:
 G John Mengelt (third-team)

Team of the Decade

In 1989, the *Birmingham Post-Herald* and *Jackson Clarion-Ledger* published a Southeastern Conference Team of the Decade. The *Birmingham Post-Herald* lineup was selected by a special panel of sportswriters, sportscasters and officials while the *Jackson Clarion-Ledger* polled the current league coaches.

Two Auburn players were named to the SEC team of the 1980s (first-team selections) by both newspapers:

F Chuck Person, C Charles Barkley

Charles Barkley was also honored as the SEC Player of the Decade by the *Birmingham Post-Herald*.

All-Tournament Teams

From 1933 through 1952, players named to the all-tournament team at the Southeastern Conference Tournament served as the All-SEC squad (a first and second team). The Associated Press began selecting a regular-season All-SEC squad in 1949. In 1956, the league coaches began selecting a 10-man All-SEC roster and United Press International started its all-conference picks in 1965. When the conference tournament resumed in 1979, members of the working press once again began selecting an all-tournament squad in addition to a tourney MVP.

Seven Auburn players have received all-tournament honors and two of them have been named MVP:

1942.....	G Shag Hawkins (first-team)
1984.....	C Charles Barkley (MVP)
	F Chuck Person
1985.....	F Chuck Person (MVP)
2000.....	G Doc Robinson
	C Mamadou N'diaye
	F Mack McGadney
2009.....	F Korvotney Barber

Naismith Memorial Basketball Hall of Fame

Auburn All-American Charles Barkley became the first player from the state of Alabama to be inducted into the Naismith Memorial Basketball Hall of Fame during Enshrinement ceremonies Sept. 8, 2006, in Springfield, Mass.

Joining Barkley in the Class of 2006 were Dominique Wilkins, Joe Dumars, Geno Auriemma, David Gavitt and Sandro Gambo.



One Auburn player has been named to the Basketball Hall of Fame: 2006.....Charles Barkley

Alabama Sports Hall of Fame

Each fall, the Alabama Sports Hall of Fame, consisting of voters across the state of Alabama, chooses inductees. Eight Auburn basketball Tigers have been inducted into the Hall of Fame, most recently former coach Sonny Smith in 2007. Former Athletic Director Jeff Beard and legendary Coach Joel Eaves were the first Tigers inducted in 1974 and 1978, respectively. Located in the Birmingham-Jefferson County Civic Center complex, the Hall houses many of the state's past and present heroes.

Here is a list of Auburn's Alabama Sports Hall of Fame members:

1974.....	Athletic Director Jeff Beard
1978.....	Coach Joel Eaves
1995.....	John Mengelt
2001.....	Charles Barkley
2003.....	Rex Frederick
2005.....	Chuck Person
2005.....	Jim Fyffe, announcer
2007.....	Sonny Smith

USBWA "Most Courageous Award"

Wes Flanigan was presented the United States Basketball Writers' "Most Courageous Award" at the 1997 NCAA Final Four in Indianapolis. Flanigan, an All-SEC point guard as a junior at Auburn in

1995-96 season, was diagnosed with bone cancer and underwent successful four-hour surgery in May 1996 before his senior season. He returned to the court five months later and ended up leading the 1996-97 Tigers in scoring (11.0) and assists (4.5). Flanigan's story was featured on CBS, ESPN, CNN, FOX SportsSouth, Intersport Television, *Atlanta Journal-Constitution*, *Memphis Commercial Appeal*, *Louisville Courier-Journal*, *Arkansas-Democrat Gazette*, *The State* (Columbia, S.C.), every major newspaper in the state of Alabama among others. In fact, Tommy Hicks, a columnist for *The Mobile Press-Register*, won the Alabama Sports Writers Association's "Herby Kirby Award" in 1997 for the top sports article among Alabama newspapers.



WES FLANIGAN

ESPN Silver Anniversary All-SEC Team

Auburn All-American Chuck Person was named to ESPN's "Silver Anniversary All-SEC team," featuring the top five players from the Southeastern Conference over 25 seasons from 1979-80 to 2003-04. It was done as part of ESPN's 25th-anniversary celebration. The team was compiled through a vote of a seven-member panel of media and conference representatives. The five man team consists of F Chuck Person (Auburn), F Jamal Mashburn (Kentucky), C Shaquille O'Neal (LSU), G Chris Jackson (LSU) and G Allan Houston (Tennessee).

Hall of Honor

Nine former Tiger players and a friend of the University have been inducted into the Auburn Hall of Honor:

C Bill Alexander, 1968-70	C Frank DuBose, 1927-29
G Joel Eaves, 1935-37 (head coach 1949-63)	F/C Jimmy Fibbe, 1964-66
G Henry Hart, 1957-59	C/F Rex Frederick, 1957-59
G John Mengelt, 1969-71	G Shag Hawkins, 1940-42
Roy B. Sewell, lifetime supporter	C Jack Stewart, 1930-32

Academic All-SEC Teams

Academic All-SEC awards have been presented since 1962. The following qualifications were established in 1978: (1) maintain a "B" average for college career; (2) be in residence a full academic year; (3) be either a starter or top substitute. In 1984, the SEC Academic Honor Roll was established with the following guidelines: (1) have at least a 3.0 grade-point average (on 4.0 scale) for either the past year or for academic career; (2) be at least a sophomore in class standing (freshman redshirts are eligible and transfers must have attended current institution for at least one year); (3) have 24 semester or 36 quarter hours toward a degree; (4) receive a letter for that season.

Twenty-two Auburn players have earned Academic All-SEC honors 28 times:

1962.....	F Bill Ross (first-team)
1965.....	F Freddie Guy (first-team)
1966.....	C Randall Walker (second-team)
1969.....	F Tom Perry (first-team)
1970.....	G John Mengelt (first-team)
	F Bill Alexander (second-team)
1971.....	G John Mengelt (first-team)
1974.....	F Gary Redding (second-team)
1975.....	F Gary Redding (first-team)
1976.....	F Gary Redding (first-team)
1983.....	F Mark Cahill

1984.....	F Mark Cahill
1995.....	F Franklin Williams
1999.....	G Daymeon Fishback
	G Scott Pohlman
2000.....	F Abe Smith
2002.....	F Mack McGadney
2003.....	G Derrick Bird
2004.....	G Lewis Monroe
	G Danny Wicke
2005.....	G Brett Howell
2006.....	G Brett Howell
2007.....	G Drew Smith
2008.....	G Drew Smith, G Ryan Brooks
2009.....	G Drew Smith
2010.....	G Josh Wallace, G Dylan Spencer
2012.....	G Josh Wallace, G Dylan Spencer, F Bernard Morena

All-Freshman Teams

Since 1984, the *Knoxville News-Sentinel* has published the Southeastern Conference All-Freshman Team as selected by league coaches, except for the 2004-05 season when the SEC athletic directors voted it down.

Fourteen Auburn players have received all-freshman honors:

1985.....	F Chris Morris, C Jeff Moore
1990.....	G Ronnie Battle, G Reggie Gallon
1991.....	F Wesley Person
1994.....	G Wes Flanigan
1995.....	F Franklin Williams
1997.....	G Daymeon Fishback
	C Mamadou N'diaye
1998.....	G Scott Pohlman
2002.....	F Brandon Robinson
2006.....	G Rasheem Barrett, G Quantez Robertson
2007.....	G DeWayne Reed

Player of the Week

Southeastern Conference Player of the Week awards have been presented since 1985 as selected by the league media relations staff. The league office began the SEC Freshman of the Week honor in 2005-06.

Since the inception of the weekly award, 18 Auburn players have received the honor 31 times:

2/11/85.....	F Chuck Person
2/3/85.....	F Chuck Person
2/24/85.....	F Chuck Person
12/87.....	C Jeff Moore
1/11/88.....	F Chris Morris
2/29/88.....	F Chris Morris
2/13/89.....	G Keenan Carpenter
1/13/91.....	G Ronnie Battle
2/3/92.....	G Ronnie Battle
1/18/93.....	G Ronnie Battle
3/1/93.....	F/G Wesley Person
12/93.....	G/F Wesley Person
2/20/94.....	F/C Aaron Swinson
1/11/98.....	F Bryant Smith
2/2/98.....	G Doc Robinson
11/23/98.....	F Chris Porter
1/11/99.....	F Chris Porter
2/15/99.....	G Doc Robinson
11/15/99.....	C Mamadou N'diaye
1/10/00.....	G Doc Robinson
1/31/00.....	F Chris Porter
12/11/00.....	G Jamison Brewer
12/10/01.....	F Marquis Daniels

1/19/03.....	F Marquis Daniels
11/21/04.....	G Ian Young
2/6/05.....	G Frank Tolbert
11/13/06.....	F Korvotney Barber
3/5/07.....	F Korvotney Barber
11/26/07.....	G Rasheem Barrett
3/9/09.....	F Korvotney Barber
3/7/11.....	F Kenny Gabriel

Rookie of the Week

Southeastern Conference Rookie of the Week awards were presented from 1988-1992 and were reinstated in the 2005-06 season as selected by the league media relations staff.

Six Auburn players received the honor nine times:

1/21/90.....	G Reggie Gallon
2/11/90.....	G Ronnie Battle
12/91.....	F Wesley Person
2/3/91.....	F Wesley Person
12/91.....	F Aaron Swinson
1/20/92.....	F Aaron Swinson
1/27/92.....	F Aaron Swinson
1/1/06.....	G Rasheem Barrett
2/16/09.....	G Frankie Sullivan

Banquet Awards

In 1990, the late Tommy Joe Eagles initiated a year-end Auburn Basketball Awards Banquet. Eight individual awards are presented, including outstanding rebounder, outstanding defensive player, outstanding offensive player, playmaker award, sixth-man award, academic achievement award and most valuable player. The Paul Lambert and Tommy Joe Eagles Memorial Trophy for leadership is given in memory of Auburn's 15th head basketball coach, Paul Lambert, who died in a hotel fire June 6, 1978, in Columbus, Ga., and Tommy Joe Eagles, who died unexpectedly of a heart attack July 30, 1994, two months after becoming the head coach at New Orleans. Recipients are selected by the coaching staff.

Here's a complete list of awards presented at previous banquets:

Most Valuable Player

1990 ...	F Derrick Dennison
1991 ...	G Ronnie Battle
1992 ...	F Wesley Person
1993 ...	F/G Wesley Person
1994 ...	G/F Wesley Person
1995 ...	G Mochie Norris
1996 ...	G Wes Flanigan
1997 ...	C Pat Burke
1998 ...	G Doc Robinson
1999 ...	G Doc Robinson, G Scott Pohlman, C Mamadou N'diaye F Chris Porter, F Bryant Smith
2000 ...	G Doc Robinson
2001 ...	F Marquis Daniels
2002 ...	F Marquis Daniels
2003 ...	F Marquis Daniels
2004 ...	F Marco Killingsworth
2005 ...	G Nathan Watson
2006 ...	G Ronny LeMelle
2007 ...	G Quantez Robertson
2008 ...	G Quantez Robertson, F Quan Prowell
2009 ...	F Korvotney Barber
2010 ...	G Tay Waller
2011 ...	F Kenny Gabriel
2012 ...	F Kenny Gabriel



**KENNY
GABRIEL**

Outstanding Rebounder

- 1990 ...C Zane Arnold
 1991 ...C Robert McKie
 1992 ...F Aaron Swinson
 1993 ...F/C Aaron Swinson
 1994 ...F/C Aubrey Wiley
 1995 ...F Chris Davis
 1996 ...C Pat Burke
 1997 ...C Pat Burke
 1998 ...C Mamadou N'diaye
 1999 ...F Chris Porter
 2000 ...C Mamadou N'diaye
 2001 ...G Jamison Brewer
 2002 ...F Kyle Davis
 2003 ...C Kyle Davis
 2004 ...F Brandon Robinson
 2005 ...F Quinzel Brown
 2006 ...F Korvotney Barber
 2007 ...F Korvotney Barber, F Josh Dollard
 2008 ...F Quan Prowell
 2009 ...F Korvotney Barber
 2010 ...F Lucas Hargrove
 2011 ...G Earnest Ross
 2012 ...F Kenny Gabriel



**KENNY
GABRIEL**

Outstanding Defensive Player

- 1990 ...F Chris Brandt
 1991 ...C Zane Arnold
 1992 ...C Chris Brandt
 1993 ...F Mark Hutton
 1994 ...G Shawn Stuart
 1995 ...G Wes Flanigan
 1996 ...G Wes Flanigan
 1997 ...G Wes Flanigan
 1998 ...F Bryant Smith
 1999 ...F Bryant Smith
 2000 ...C Mamadou N'diaye
 2001 ...C Kyle Davis
 2002 ...G Derrick Bird
 2003 ...G Derrick Bird
 2004 ...F Quinzel Brown
 2005 ...G Nathan Watson
 2006 ...G Rasheem Barrett
 2007 ...G Quantez Robertson
 2008 ...G Quantez Robertson
 2009 ...G Quantez Robertson
 2010 ...G Frankie Sullivan
 2011 ...G Josh Wallace
 2012 ...F Kenny Gabriel



**KENNY
GABRIEL**

Outstanding Offensive P

- 1990 ...G Ronnie Battle
 1991 ...F Wesley Person
 1992 ...G Ronnie Battle
 1993 ...G Ronnie Battle
 1994 ...F/C Aaron Swinson
 1995 ...G Lance Weems
 1996 ...G Lance Weems
 1997 ...F Franklin Williams
 1998 ...G Scott Pohlman
 1999 ...F Chris Porter
 G Doc Robinson
 2000 ...F Chris Porter
 2001 ...G Adam Harrington
 2002 ...G Adam Harrington



**TAY
WALLER**

- 2003 ...F Marco Killingsworth
 2004 ...G Ian Young
 2005 ...G Toney Douglas
 2006 ...G Ronny LeMelle
 2007 ...FG%: Korvotney Barber (.607)
 FT%: Quan Prowell (.762)
 2008 ...F Quan Prowell
 2009 ...F Korvotney Barber
 G Rasheem Barrett, G Tay Waller,
 G DeWayne Reed
 2010 ...G Tay Waller
 2011 ...none
 2012 ...none

Playmaker Award

- 1990 ...G Reggie Gallon
 1991 ...G Reggie Gallon
 1992 ...G Reggie Gallon
 G Champ Wrencher
 1993 ...G Reggie Gallon
 1994 ...G Wes Flanigan
 1995 ...G Moochie Norris
 1996 ...G Wes Flanigan
 1997 ...G Doc Robinson
 1998 ...F Kendell Mack, G Clifton Robinson,
 G John Gomillion, G Dudley Smith
 1999 ...G Scott Pohlman
 2000 ...F Mack McGadney
 2001 ...G Reggie Sharp
 2002 ...F Marco Killingsworth, G Lewis Monroe
 2003 ...G Lewis Monroe
 2004 ...G Ronny LeMelle
 2005 ...G Ian Young
 2006 ...G Quantez Robertson
 2007 ...G Quantez Robertson
 2008 ...G Quantez Robertson
 2009 ...G DeWayne Reed
 2010 ...G DeWayne Reed
 2011 ...G Josh Wallace
 2012 ...G Josh Wallace



**JOSH
WALLACE**

Sixth-Man Award

- 1990 ...F John Caylor, G Champ Wrencher
 1991 ...G Larry Patrick
 1992 ...F Jeff Switzer
 1993 ...F Aubrey Wiley
 1994 ...G Lance Weems
 1995 ...C Pat Burke
 1996 ...F Alvin Jefferson
 1997 ...F Alvin Jefferson
 1998 ...G Daymeon Fishback
 1999 ...F Adrian Chilliist
 2000 ...G Reggie Sharp
 2001 ...G Lincoln Glass
 F Abdou Diame
 2002 ...G Dwayne Mitchell
 2003 ...F Brandon Robinson
 G Nathan Watson
 2004 ...C Dwayne Curtis
 2005 ...G Frank Tolbert
 2006 ...G Frank Tolbert
 2009 ...F Lucas Hargrove, G Frankie Sullivan
 2010 ...C Brendon Knox
 2011 ...G Tony Neysmith
 2012 ...Auburn Student Body



**AUBURN
STUDENT
BODY**

Academic Achievement Award

- 1990 ...F John Caylor
 1991 ...F John Caylor
 1992 ...F Jeff Switzer
 1993 ...G Reggie Gallon
 1994 ...F Franklin Williams
 1995 ...F Franklin Williams
 1996 ...F Franklin Williams
 1997 ...G Daymeon Fishback
 1998 ...F Franklin Williams
 1999 ...G Daymeon Fishback
 2000 ...F Abe Smith
 2001 ...G Charlton Barker
 2002 ...F Mack McGadney
 2003 ...F Marquis Daniels
 2004 ...G Lewis Monroe
 2005 ...G Brett Howell
 2006 ...G Brett Howell
 2007 ...G Drew Smith
 2008 ...G Drew Smith
 2009 ...G Drew Smith
 2010 ...G Josh Wallace
 2011 ...G Josh Wallace, G Dylan Spencer, G T.J. Rice
 2012 ...G Josh Wallace



**JOSH
WALLACE**

Sonny Smith Sportsmanship Award

- 2012 ...F Allen Payne


Paul Lambert/Tommy Joe Eagles Memorial Trophy

- 1990 ...G Reggie Gallon
 1991 ...F Chris Brandt
 1992 ...C Chris Brandt
 1993 ...F Rod Joyce
 1994 ...G Leonard Smith
 1995 ...G/F Ray Donald
 1996 ...G Wes Flanigan
 1997 ...G Wes Flanigan
 1998 ...F Franklin Williams
 1999 ...F Bryant Smith
 2000 ...G Daymeon Fishback
 2001 ...G Scott Pohlman
 2002 ...G Charlton Barker
 2003 ...F Marquis Daniels
 2004 ...G Lewis Monroe
 2005 ...G Nathan Watson
 2006 ...G Ronny LeMelle
 2007 ...G Frank Tolbert
 2008 ...G Frank Tolbert
 2009 ...G Quantez Robertson
 2010 ...G Frankie Sullivan
 2011 ...F Kenny Gabriel
 2012 ...G Frankie Sullivan




**FRANKIE
SULLIVAN**


All-Time Lettermen (1906-2012)



Bill Alexander
(1968-70)



Earl Banks
(1978-81)



Pepto Bolden
(1974-76)



Chris Brandt
(1989-92)

This is the "official list" of Auburn basketball lettermen. Corrections and additions are encouraged. Please send correspondence to: Chuck Gallina, P.O. Box 351, Auburn, AL 36830.

A

Adams, Jeff 1977-78-79
Akin, J.C. 1926-27-28
Aihe, Francis 2009
Alexander, Bill 1968-69-70 (C)
Anthony, Benny 1977-78-79-80
Ariail, D.W. 1932-33-34 (C)
Armstrong, Ty 2010-11
Arnold, Jamaal 2003
Arnold, William 1914
Arnold, Zane 1989-90-91(C)
Arthur, R.A. 1933
Ash, Tim 1970-71
Austin, Greg 1970

B

Baggett, Matt 2002
Banks, Earl 1978-79-80-81 (C)
Barber, Korvotney 2006-07-08-09(C)
Barker, Charlton 1999-2000-01-02
Barkley, Charles 1982-83-84
Barks, Earl 1924-25
Barks, Hub 1918-19-20-21
Barlow, Keydrick (mgr.) 2008-11
Barnes, Woodrow 1934-35-36
Barnhizer, Mark 1977-79
Barrett, Rasheem 2006-07-08-09

Battle, Ronnie 1990-91-92-93
Baugh, Stephen (mgr.) 2008-09-10-11
Bearden, J.B. 1958
Beasley, Bob 1920
Beasley, Jeremy 1997
Beatty, Travis 1953
Beavers, Tim 1972-73-74
Bedgood, Lance (mgr.) 2000
Bickerstaff, Donald 1945
Bird, Derrick 2002-03 (C)
Blackwell, John 1962-63-64 (C)
Bolden, Pepto 1974-75-76 (C)
Bolling, Rick 1982-83
Bond, Bobby 1973-74-75-76
Boozer, Cameron 1992
Bota, Marin 2001
Bowen, Sam 1958
Bracy, Wayne 1975-76-77-78
Brandt, Chris 1989-90-91-92 (C)
Brawner, Roy 1948-49-50-51 (C)
Brewer, Jamison 2000-01
Bridges, O.W. 1917-18
Brooks, Ryan 2007-08
Brown, Earnest 1996
Brown, L.C. 1934-35
Brown, Nick (mgr.) 1988-89-90-91-92
Brown, Quinzel 2004-05 (C)
Buisson, Bobby 1965-66-67 (C)
Burbage, Jesse 1915-16
Burgess, Quinton 1945-46
Burgess, Thad 1979

Burke, Pat 1994-95-96-97 (C)
Burke, T.G. 1911-12
Burluson, R.A. 1909
Burnett, John 1962-63
Burton, Herbert 1943
Butcher, Donnie 1983


C

Cahill, Mark 1981-82-83-84
Caldwell, Derek 1996-97-98
Calton, Donny 2000-01-02-03
Cameron, Joey 2006
Campbell, Scott 2005
Canzoneri, A.G. 1941-42-43 (C)
Card, Lewis 1979
Cardwell, Kim (mgr.) 1982
Carley, Ryan (mgr.) 2012
Carpenter, Keenan 1988-89
Cart, Larry 1963
Carter, Kenny 1980
Carter, Wilmer 1915-16
Cattage, Bobby 1978-79-80-81
Caylor, John 1987-88-90-91 (C)
Chandler, Terry 1956-57-58
Chapman, Larry 1962-63-64 (C)
Childers, Edron 1937-38
Chilliest, Adrian 1996-97-98-99
Christian, Mike 1972-73-74 (C)
Christian, Tim 1967
Chubb, Rob 2010-11-12
Clark, Reid 1995-96
Clements, E.E. 1913-14-15


Cochran, John 1952-53-54
Coleman, Thomas 1957
Cook, D. 1914
Cook, F. 1913
Cooper, Scott (mgr.) 2000-01
Corley, Chris (mgr.) 1992-93-94-95
Costner, Jim 1994-95
Coward, Pat 1970-71
Cox, Dan 1974-75
Craft, Collier (mgr.) 2002
Creel, Eugene M. 1923-24
Crew, W.R. 1936
Croker, D.C. 1907
Culverhouse, H.G. 1909
Cunningham, Cole (mgr.) 2007-08
Cunningham, David 1975
Curlee, A.D. 1936-37-39
Curtis, Dwayne 2004

D


Daniel, Ryan 2005
Daniels, Marquis 2000-01-02-03(C)
Daniels, Paul 1981-82-83-84
Davis, Aundrae 1987
Davis, Chris 1995
Davis, J.E. 1911
Davis, Kyle 2001-02-03-04 (C)
Davis, Leroy 1995
Dawson, Bill 1951
Dawson, William 1947
Dean, Myers (mgr.) 2008-09-10-11
DeFore, Lee 1964-65-66 (C)




Pat Burke
(1994-97)




Bobby Cattage
(1978-81)




John Caylor
(1987-91)




Paul Daniels
(1981-84)




John Mengelt
(1969-71)



Mike Mitchell
(1975-78)



Jeff Moore
(1985-88)



Alvin Mumphord
(1980-83)

Jones, Mike (mgr.) 1986
Jones, Rob 1985-86-87
Jones, Willie 1992
Jordan, J.R. 1930-31-32 (C)
Joyce, Rod 1992-93

K

Kaley, C.P. 1931-32-33 (C)
Kaley, W.E. 1925-27
Keel, Tim (mgr.) 2005-06-07
Kemp, John (mgr.) 1986
Kidd, Adam (mgr.) 2001
Killingsworth, Marco 2002-03-04
Kinlaw, D.C. 1948
Kirkland, Dan 1971-72
Kirkland, K. Mack 1962-63
Kirkpatrick, Bill 1953-54-55 (C)
Kitchens, Brad (mgr.) 1982
Knox, Brendon 2009-10
Kosmala, Daniel (mgr.) 2012
Kouassi, Willy 2012
Krezminski, Ted 1946
Krivaacs, Jim 1975

L

Lacey, J.E. 1912-13
Lacey, W.M. 1906-07
Lacy, John 1920
Lancaster, Rod 1945-46
Lanford, Dan 1948-49-50-51 (C)
Langford, Josh 2011-12
Lassiter, Jack 1921
Lawson, H.B. 1930-31-32
Lawson, Scott (mgr.) 1991-92
Leapheart, Al 1970-71-72
Lee, Jason (mgr.) 2003-04-05
Lee, Jimmy 1957-58-59 (C)
LeMelle, Ronny 2004-05-06 (C)
Leonard, Jimmy 1960-61
Lett, Johnnie 2009-10

Lewis, Johnathan 2001-03-04
Lewis, Kelvin 2007
Locke, T.C. 1909-10
Lockhart, Darrell 1980-81-82-83 (C)
Lollar, Chris 2003-04
Louisell, William 1915
Loyless, Jimmy Ray (mgr.) 1973-74-75-76
Lumpkin, T.W. 1930-31-32
Luquire, Adam 2007-08
Lynn, Bill 1949-50 (C)
Lynn, Johnny 1985-86-87-88

M

Mack, Kendell 1998
Magri, Ernie 1972-73
Major, E.A. 1909-10-11-12-13
Malone, Andre 2010
Manci, Frank 1940-41-42
Mandula, Bob 1973-74
Martello, Vince 1981
Martin, James 1952-53-54
Martin, Terry 1984
Mason, Sam 1933
Mastin, Alex (mgr.) 2012
Mays, Bob (mgr.) 1960
McAfee, Emmett 1949
McCullough, John (mgr.) 1972-73-74
McFadden, Jeffrey 1987
McFadden, Frank 1918-19-20-21
McGadney, Mack 1999-2000-01-02
McGrew, Roy 1979
McGriff, Bill 1956-57-58
McKelvy, Cornelius 1947
McKie, Robert 1989-91
McKinney, W.R. 1925-26
McKinney, Wallace 1922-23-24
McKinney, William 1924-25
McKissick, Rex 1936-37-38 (C)
McLeod, Michael (mgr.) 2000-01-02

McMahon, Warren 1933-34
McManus, Bayward 1958-59
Meagher, John 1945
Mengelt, John 1969-70-71
Merrell, Doug 2011
Miaway, Archie 2007
Miller, Jeff (mgr.) 1979
Miller, Bob 1966-68
Miller, Robert 1953-54 (C)
Miles, David (mgr.) 1979
Millsap, Joe 1966-67
Mitchell, Dwayne 2002
Mitchell, Joe Bob 1935-36
Mitchell, Mike 1975-76-77-78 (C)
Mobberly, W.C. 1948-49-50-51
Monroe, Lewis 2002-03-04
Montgomery, Jimmy 1965-66
Moon, Glen 1974-75-76
Moore, Jeff 1985-86-87-88
Morgan, Malvern 1937-38-39
Morris, Chris 1985-86-87-88
Mosteller, Odell 1982-83
Motley, Marvin 1941-42
Mullendore, Gary 1971-72
Mullins, H.L. 1928-29
Mummert, Gordon 1952-53-54-55
Mumphord, Alvin 1980-81-82-83 (C)
Murdock, D.N. 1912

N

Naftel, James 1957
N'diaye, Mamadou 1997-98-99-00
Neal, Heath (mgr.) 1997-98-99-00
Nelson, Rolland 1955-56
Newell, Olin 1914
Newton, Joe 1963-64-65
Neysmith, Tony 2010-11-12
Nixon, Glenn 1948-49
Noble, A.J. 1913


Norman, Mandy 1921
Norris, Moochie 1995 (C)

O


O'Cain, Richard 1946-47
O'Connor, Michael 2005
O'Daniel, Curtis 1964
O'Donnell, James 1953-54-55-56 (C)
Oliver, David (mgr.) 1995-96-97
Ondr, Rob (mgr.) 2000-01
Osberry, Robert 1973-74
Owens, Brandon (mgr.) 1998

P


Page, Josey (mgr.) 1956-67
Pappas, Ernest 1937
Parker, T.F. 1909-10
Parks, Ben E. 1942
Pate, Roy 1930
Patrick, Larry 1990-91
Patrick, Myles 1975-76-77-78
Payne, Allen 2011-12
Payne, William 1914-15-16
Pearson, Chris (mgr.) 2000
Pearson, J. Tim 1964-65
Pederson, Alex (mgr.) 2008
Pendleton, Jason (mgr.) 1995-96-97
Perry, Tom 1967-68-69 (C)
Person, Adrian 1999
Person, Chuck 1983-84-85-86
Person, Wesley 1991-92-93-94 (C)
Petrone, Chas (mgr.) 2010-11-12
Pietkiewicz, Stan 1975-76-77-78 (C)
Pohlman, Scott 1998-99-2000-01(C)
Poindexter, Frank 1980-81-82
Poole, James (mgr.) 1982-83
Porter, Chris 1999-2000 (C)
Porter, Will (mgr.) 2005-06-07
Posey, Leon 1960-61-62
Powell, Jack 1946-47 (C)




Joe Newton
(1963-65)




Myles Patrick
(1975-78)




Stan Pietkiewicz
(1975-78)




Frank Poindexter
(1980-82)




Bubba Price
(1977-80)



Gary Redding
(1973-76)



Henry Sturkie
(1954-57)



Wally Tinker
(1967-69)

Powers, Kirk 1978-79
Price, Bubba 1977-78-79-80 (C)
Price, Randy 1982
Pridgen, Dan 1949-50-51
Prowell, Quan 2007-08
Purcell, William (mgr.) 1974

Q

Quick, Ronnie 1966-67
Quinney, George 1934

R

Redd, Albert 1920
Redding, Gary 1973-74-75-76 (C)
Reed, DeWayne 2007-08-09-10
Remillard, Jason (mgr.) 1997-98-99-00
Retseck, Jim 1971-72
Rice, T.J. 2011-12
Ridenhour, Jacob (mgr.) 1993-94-95
Robertson, Quantez 2006-07-08-09(C)
Robinson, Ardith 1949
Robinson, Brandon 2002-03-04
Robinson, Clifton 1998
Robinson, Doc 1997-98(C)-99(C)-00 (C)
Rodgers, Hugh 1936
Rogers, Chris 2005
Ross, Bill 1960-61-62 (C)
Ross, Earnest 2010-11
Russell, Erskine 1947-48

S

Salter, John 1963
Samples, Tyrone 1957-58-59
Sanderson, Jack 1946
Savage, Zack 1923
Sawyer, Bill 1981-82
Scarborough, L.A. 1909-10-11-12
Siebert, Robert 1946
Sharp, Reggie 1999-2000-01(C)
Shelby, Matt (mgr.) 2002-03-04-05

Shepperd, Brian 1983
Shetler, Carl 1968-69-70 (C)
Simmons, Eric "Butch" 1975-76
Sindler, Frank J. 1933
Slaughter, T.R. 1927
Slayden, Herb 1955
Slayden, Kay 1954-55-56
Smith, A.L. 1928
Smith, Abe 1999-2000
Smith, Bryant 1996-97-98-99 (C)
Smith, Drew 2006-07-08
Smith, Dudley 1998
Smith, Leonard 1994
Smith, Ralph 1971-72-73
Smith, Richard 1990
Smith, William 1972

Snyder, E. 1926
Spencer, Dylan 2010-11-12
Spencer, Howard 1984-85
Springfield, Mike 1995-96
Stapler, Scott (mgr.) 1995-96
Stapleton, Bobby 1945
Steed, George 1914-15-16
Sterling, Joseph 1947-48-49
Stewart, Jack 1930-31-32
Stockelberg, Frank K. 1924
Stone, Noah (mgr.) 1993-94
Strange, George 1935
Streetman, J.P. 1939-40
Streit, J.B. 1911
Strickland, Aubrey 1917
Strickland, Trey (mgr.) 2006-07
Strickland, Vern 1984-86
Stringer, Eric 1978-79-80-81
Stuart, Shawn 1993-94
Sturkie, Henry 1954-55-56-57 (C)
Sullivan, Frankie 2009-10(C)-11-12(C)

Sutton, Brent 1972-73
Swinson, Aaron 1992-93-94 (C)

T

Tanner, Jack 1942
Taylor, George 1914
Taylor, Mitch 1992
Thigpen, James 1916
Thomas, Darrell 1985
Thomas, Emmett 1975
Thomas, Phillip 1996
Thomas, Randy 1965
Thorington, Garrett (mgr.) 2006-07
Tinker, Billy 1961-62-63-64
Tinker, Wally 1967-68-69 (C)
Tolbert, Frank 2005-06(C)-07-08
Tolbert, Jimbo (mgr.) 2000-01
Trapp, J.H. 1919
Trawick, Garrett(mgr.)2008-09-10-11
Tucker, Bobby 1956-57-58
Tucker, Rodney 2003-04
Turner, Greg 1981-82-83-84
Turner, Herman (mgr.) 2001-02-03-04
Turner, Jack 1952-53-54
Turner, Rodney 1985
Tyler, David (mgr.) 1988-89-90-91

V

Vaughn, David 1959-60-61
Veal, Inman 1952
Vines, J.A. 1929
Valavicius, Rich 1979 (C)-80 (C)

W


Wade, Jimmy 1918-19-20-21
Wadsworth, F.A. 1943
Waites, Harold 1945
Walker, Jimmy 1969-70-71 (C)
Walker, Randall 1966-69
Wallace, Josh 2010-11-12

Waller, Tay 2009-10
Walter, Bill 1950-51
Walther, Paul 1946
Ware, R.Y. 1906-07-08
Ware, W.J. 1925
Watkins, Corey 1999
Watkins, Walter 1914
Watson, Nathan 2002-03-04-05 (C)
Weems, Lance 1993-94-95(C)-96(C)
Weldon, Roger 1950-51-52 (C)
Welsh, Richie 1984
West, Harold 1945
Westbrook, Stephen (mgr.) 2012
Whigham, Byrd 1954-55
Whitaker, H. 1906-07
White, Gerald 1984-85-86-87
Wicke, Danny 2003-04
Wiley, Aubrey 1993-94
Williams, Frank 1942-43
Williams, Frank 1947 (C)
Williams, Franklin 1995-96-97-98 (C)
Williams Jr., Larry 2008-09-10
Williams, Ray 1946-47-48 (C)
Wills, Bob 1968-69
Wilson, W.P. 1917
Wood, Jim 1948
Woodruff, C.W. 1906-07-08
Worrill, Jamie 1913
Wrencher, Champ 1989-90-91-92 (C)
Wright, T.P. 1911


Y

York, Bobby 1970
Young, B.E. 1943
Young, Ian 2004-05 (C)


(C) Captain




Rich Valavicius
(1979-80)



Lance Weems
(1993-96)



Gerald White
(1984-87)



Aubrey Wiley
(1993-94)

All-Time Numerical Roster

(Since 1936)

0

Josh Langford (2011-12)

00

Kerry Harvis (2006)

Byron Bell (1993)

Paul Daniels (1981-84)

1

Varez Ward (2012)

Andre Malone (2010)

Korvotney Barber (2009)

Frank Tolbert (2005-08)

2

Allen Payne (2011-12)

Archie Miaway (2007)

Daniel Hayles (2005-06)

Abdou Diame (2001-02)

3

Chris Denson (2011-12)

Josh Dollard (2006-07)

Ian Young (2004-05)

Marquis Daniels (2000-03)

Reggie Sharp (1999)

Earnest Brown (1996-97)

Jim Costner (1994-95)

Champ Wrencher (1990-92)

Kirt Hankton (1989)

Byron Henson (1980-83)

Taylor Hart (1948-50)

4

Lucas Hargrove (2007-10)

Emanuel Willis (2006)

Marco Killingsworth (2002-04)

Chris Porter (1999-2000)

Derek Caldwell (1998)

Chris Davis (1995-96)

Aaron Swinson (1992-94)

Lewis Card (1979-80)

Glenn Nixon (1948-1949)

5

Ty Armstrong (2010-11)

Kelvin Lewis (2007)

Jamison Brewer (2000-2001)

Clifton Robinson (1998)

Derek Caldwell (1995-97)

Jim Duce (1980)

10

Larry Williams Jr. (2008-10)

Troy Gaines (2003-05)

Scott Pohlman (1998-2001)

Terrance Howard (1985-88)

Robert Holler (1984)

Rick Bolling (1982-83)

Jim Devaney (1980-81)

Bill Wallace (1974, 1976)

Jim Krivacs (1975)

Bill Kirkpatrick (1953-55)

Frank Davis (1952)

Jimmy Willet (1951)

Dwight Hitt (1950)

Dick O'Cain (1947)

Bob Seibert (1946)

11

Josh Wallace (2010-12)

Derrick Bird (2002-03)

Reggie Sharp (2000-01)

Phillip Thomas (1996)

Wesley Person (1991-94)

David Williams (1988)

Melvin Haralson (1986-87)

Rodney Turner (1985)

Greg Turner (1981-84)

Mark Barnhizer (1977-79)

Bill Turner (1974-75)

Herbert Greene (1964-65)

John Burnett (1961-63)

George Cochran (1960)

Joe Woods (1959)

Sam Bowen (1958)

Brownie Nelson (1955-56)

Kay Slayden (1953)

Vince Dooley (1952)

Bill Mobberly (1951)

Jack Sanderson (1946)

12

DeWayne Reed (2007-10)

Moses Edun (2004-06)

Jay Heard (1999-2000)

Alex Franco (1995)

Leonard Smith (1993-94)

Mitch Taylor (1992)

Johnny Benjamin (1989)

Gerald White (1984-87)

Odell Mosteller (1982-83)

Mike Christian (1972-74)

Pat Cowart (1970-71)

Mike Newell (1969)

Bob Miller (1966-68)

Larry Cart (1963-65)

Porter Gilbert (1959-61)

Bobby Tucker (1956-58)

Travis Beatty (1953)

Don Lanford (1949-51)

Erskine Russell (1947-48)

Connie McKelvey (1947)

13

Matt Heramb (2007-08)

Brandon Robinson (2002-04)

Bryant Smith (1996-99)

Mike Jones (1986-88)

Ritchie Welsh (1984)

Chuck Johnson (1983)

Sam Fitten (1982)

Jack Glasgow (1948-50)

14

Drew Smith (2006-09)

Michael O'Connor (2005)

Charlton Barker (2000-2002)

Reggie Gallon (1989-93)

Johnny Lynn (1985-88)

Tim James (1982-83)

Roy McGrew (1979-80)

Myles Patrick (1975-78)

Jimmy DeVenney (1960)

Jerry Hart (1958)

Jim Naftel (1955-56)

Walt Stoudemire (1953)

Inman Veal (1952)

Roy Brawner (1949-51)

Ted Krezmenski (1946)

15

Tony Neysmith (2010-12)

Brett Howell (2005-06)

Danny Wicke (2003)

Jimbo Tolbert (mgr.), (2000)

Lance Weems (1993-96)

Leonard Smith (1992)

Larry Patrick (1990-91)

Kelvin Ardister (1989)

Frank Ford (1984-87)

Kyle Anderson (1983)

Thad Burgess (1979)

Ted Henderson (1976-77)

Paul Seymour (1975)

Rex Howell (1973)

John Mengelt (1969-71)

Alex Howell (1966-68)

Tim Pearson (1963-65)

Tommy Henderson (1959)

Terry Chandler (1956-58)

Robert Burgess (1955)

Bill Fickling (1952-54)

George Hill (1949-51)

Jack Powell (1946)

16

Miller (1947)

17

Diffley (1947)

Jack Colbert (1946)

18

Ray Williams (1946)

Herbert Burton (1942)

20

Frankie Sullivan (2009-10)

Danny Wicke (2004)

Mike Springfield (1995-1996)

Shawn Stuart (1993-94)

Dustin Hester (1988-1990)

Aundrea Davis (1987)

Wayne Bracy (1975-78)

Tim Beavers (1972-74)

Jimmy Walker (1969-71)

Barry Timmerman (1968)

Tee Faircloth (1965-67)

Larry Chapman (1961-64)

Bayward McManus (1958-60)

Byrd Whigham (1954-55)

John Logue (1953)

Dick O'Cain (1946)

Frank Mancini (1940-42)

Ernest Pappas (1937-39)

21

Rasheem Barrett (2006-09)

Quinnel Brown (2004-05)

Adam Harrington (2001-2002)

Ronnie Battle (1989-93)

Rob Jones (1986-87)

Mark Cahill (1983-84)

Mark Reed (1982)

Bubba Price (1977-80)

Bob Mandula (1974-76)

Jimmy Elliot (1972)

Greg Austin (1970)

Tom Perry (1967-69)

Mike Keeble (1964)

Billy Biles (1963)

Bill Ross (1960-62)

Jimmy Lee (1957-59)

Henry Sturkie (1954-57)

Jack Turner (1953-54)

Bill Walters (1950-51)

Andy Robinson (1949)

Quentin Burgess (1945-46)

Crawford Holmes (1937-39)

22

Kenny Gabriel (2010-12)

Scott Campbell (2005)

Lewis Monroe (2002-04)

Marin Bota (2001)

Wes Flanigan (1994-97)

John Caylor (1987-90)

Robert Leak (1983)

Randall Ridley (1982)

Eric Stringer (1978-81)

Eddie Johnson (1974-77)

Gary England (1971-73)

Carl Shetler (1968-70)

Bobby Buisson (1965-67)

John Blackwell (1962-64)

Ray Groover (1958-61)

Henry Sturkie (1956-57)

R.T. Lee (1956)

Doyle Haynes (1954)

Jack Glasgow (1948-51)

Dan Pridgen (1949-50)

Joe Womack (1946)

Shag Hawkins (1942)

Fagan Canzoneri (1941)

Tommie Edwards (1937-39)

23

Frankie Sullivan (2011-12)

Quantez Robertson (2006-09)

Toney Douglas (2005)

Dwayne Mitchell (2002)

Daymeon Fishback (1997-2000)

Leroy Davis (1994-95)

Rod Joyce (1990-93)

Pete McBee (1988)

Alvin Mumphord (1980-83)

Dom Fucci (1976-77)

Dan Cox (1974-75)

Tommy Fibbe (1964-66)

Harvey Johnston (1962)

Jimmy Fibbe (1959-61)

Kay Slayden (1954-56)

Bob Smith (1951)

Dick Webb (1949)

Frank Williams (1947)

Marvin Roberts (1946)

Bob Dunbar (1941)

J.P. Streetman (1939-40)

Andrew Curlee (1936-37)

24

T.J. Rice (2011-12)

Tay Waller (2009-10)

Quan Prowell (2007-08)

Nathan Watson (2002-05)

Dudley Smith (1998)

Moochie Norris (1995)

Derrick Dennison (1988-90)
Donnie Butcher (1983-84)
Mark Cahill (1981-82)
Kenny Carter (1980)
Stan Pietkiewicz (1975-78)
Gusty Nordgren (1961)
John Gibrant (1960)
Ty Samples (1958-59)
Jim O'Donnell (1953-56)
Roger Weldon (1951-52)
Joe Sterling (1947-49)
Rod Lancaster (1946)
Earl Tanner (1940-42)
Theron Kærøe (1937)

25

Jake Drum (2009-12)
Adam Luquire (2007-08)
Kendell Mack (1998)
Reid Clark (1995-96)
Tommy Dyer (1994)
Mark Hutton (1993)
Marcus Ford (1990)
Matt Geiger (1988-89)
Gary Godfrey (1985-86)
Terry Martin (1984)
Bill Sawyer (1981-82)
Taylor Hart (1980)
Kirk Powers (1978-79)
Bob Osberry (1973-74)
Henry Harris (1970-72)
Tim Christian (1967-68)
Gary Lambert (1966)
Bill Tinker (1961-64)
Henry Hart (1957-60)
Jim Diamond (1954-56)
J.P. Farish Jr. (1951-53)
Gene Hoele (1950)
Emmett McAfee (1949)
Johnny Adcock (1946)
Marvin Motley (1941-42)
Red Childers (1937-38)
Buddy Crew (1936)

26

Bill Dudley (1938)

27

Ray Williams (1946-48)
Billy Ray (1946)
Frank Hamm (1937)

28

Joel Eaves (1935-37)

29

Tom Martin (1940-41)
Cecil Wallace (1937-39)

30

Brendon Knox (2009-10)
Jamaal Arnold (2003)
Johnathan Lewis (2001)
Keenan Carpenter (1988-1989)
Randy Price (1982)
Mike Mitchell (1975-78)
Brent Sutton (1972-74)
Bob Wills (1968-69)
Joe Millsap (1965-67)
Lamar Henry (1962-64)
David Vaughn (1959-61)
Mack Lee (1953-54)
John Lockard (1951)
Ray Gibson (1938-40)
Rogers (1937)

31

Mack McGadney (1999-2002)

Pat Burke (1993-97)
Richard Smith (1990-91)
Vern Strickland (1984-86)
David Cunningham (1974-75)
Tim Ash (1970-71)
Harold Carden (1966)
Curt O'Daniel (1962-65)
Mack Kirkland (1961)
Johnny Cochran (1952-54)
Leroy Sudduth (1951)
Malvern Morgan (1937-39)

32

Noel Johnson (2012)
Korvotney Barber (2006-08)
Rodney Tucker (2003-04)
John Gomillion (1998)
Ray Donald (1995-96)
Corey Walker (1989)
Darren Guest (1985-86)
Darrell Lockhart (1980-83)
Gary Redding (1973-76)
Jim Retseck (1971-72)
Ron Jackson (1968-70)
Lee DeFore (1963-66)
Jim Leonard (1961)
Jorge Haeussler (1960)

Rex Frederick (1957-59)

Mack Lee (1955)
Jim Martin (1952-54)
Dan Pridgen (1951)
Shag Hawkins (1941)
Rex McKissick (1936-38)

33

Earneest Ross (2010-11)
Ronny LeMelle (2003-06)
Donny Calton (2000-2003)
Michael Hardin (1992)
John Walker (1988)
Carey Holland (1984-85)
Tim Tipton (1983)
Frank Poindexter (1980-82)
Glen Moon (1974-76)
Dan Kirkland (1971-72)
Wallace Tinker (1967-69)
Jimmy Montgomery (1965-66)
John Salter (1962-63)
Harvey Johnston (1961)
Terry Hinote (1960)
J.B. Bearden (1958)
Gordon Mummert (1952-53)
Bill Dawson (1951)
Bob Dickinson (1938-39)
John Rouche (1937)

34

Johnnie Lett (2009-10)
Kyle Davis (2001-04)
Mamadou N'diaye (1997-2000)
Cameron Boozer (1992-93)
Robert McKie (1989-91)
Chris Morris (1985-88)
Charles Barkley (1982-84)
Bob Bond (1974-76)
Billy Smith (1972)
Mike Pugh (1971)
Bobby York (1970)
David Hurt (1967-69)
Randy Thomas (1965-66)
Mack Kirkland (1962-63)
John Salter (1961)
Manley Johnson (1958)

Bob Miller (1953-54)
Ben Park (1942-42)
Orville Ginter (1938)

35

Ryan Brooks (2007-08)
Ryan Daniel (2005)
Johnathan Lewis (2003-04)
Jeff Switzer (1992-93)
Brian Sheppard (1983)
Pepto Bolden (1974-77)
Sylvester Davenport (1973)
Al Leaphart (1970-72)
Randall Walker (1967-69)
Rex Etheridge (1967-68)
Joe Newton (1963-65)
Leon Posey (1960-62)
Bill McGriff (1956-58)
Bob Fenn (1952-53)

40

Doug Merrell (2011)
Lincoln Glass (2001-02)
Abe Smith (1999-2000)
Zane Arnold (1989-91)
Jeff Moore (1985-88)
Michael Rutledge (1984)
Dale Deschamps (1975-76)
Rich Gortney (1974)
Jerry Lamberson (1973)
Tom Bardin (1971)
Joe Sigur (1969)
Bill Anderson (1967)
Freddie Guy (1963-65)
John Helmlinger (1960-62)
Bill Gregory (1956-59)
Dan Fausett (1953)

41

Rob Chubb (2010-12)
Alvin Jefferson (1996-97)
Aubrey Wiley (1992-94)
Benny Anthony (1977-80)
Emmett Thomas (1974-76)
Albert Johnson (1972-73)
Mike Poole (1971)
Mike Scott (1969)
Ronnie Quick (1966-67)
Billy Ingram (1962-63)

42

Francis Aihe (2009)
Joey Cameron (2006)
Adrian Chilliast (1996-99)
Rich Valavicius (1979-80)
Cedrick Hordges (1976-77)
Roger Jorgensen (1974-75)
Ralph Smith (1971-73)
Bill Alexander (1968-70)
Layton Johns (1961-63)
Thomas Coleman (1956)
Bob Wright (1953)

43

Cameron Boozer (1991)

44

Dylan Spencer (2010-12)
Chris Rogers (2005)
Dwayne Curtis (2004)
David Hamilton (1999-2000)
Franklin Williams (1995-98)
Chris Brandt (1988-92)
Jeffrey McFadden (1987)
Ricky Short (1986)
Earl Hayes (1982-83)

Earl Banks (1978-81)

45

Adrian Forbes (2011-12)
Kyle Derozan (2005)
Adrian Person (1999)
Jeremy Beasley (1997-98)
Chuck Simms (1990-91)
Chuck Person (1983-86)
Bobby Cattage (1978-81)

50

Willy Kouassi (2012)
Doc Robinson (1997-2000)
Dennis Tindle (1976-77)
Ray Woodward (1974-75)

51

Gary Godfrey (1982-83)
Scott Bell (1980)

52

Joe Baldrian (1975)

53

Matt Baggett (2002)
Orenn Fells (2001)

54

Willie Jones (1992)
Brian Baumgartner (1990)
Howard Spencer (1984-85)
Jeff Adams (1976-79)
Mike Roach (1974-75)
Ernie Magri (1972-73)

55

Chris Lollar (2003-04)
Randy Hughes (1998)

Players Retired Jerseys in BOLD

DID YOU KNOW? ...

The following numbers are currently legal: **00, 0, 1, 2, 3, 4, 5, 10, 11, 12, 13, 14, 15, 20, 21, 22, 23, 24, 25, 30, 31, 32, 33, 34, 35, 40, 41, 42, 43, 44, 45, 50, 51, 52, 53, 54, 55.**

Team rosters can include **0** or **00**, but not both. From **1958 to 1999**, the numbers **1** and **2** were prohibited.

Individual Records

POINTS

Game

Overall: 60, John Mengelt vs. Alabama, Feb. 14, 1970, at Auburn
Home Court: 60, John Mengelt vs. Alabama, Feb. 14, 1970
Opponent's Court: 42, John Mengelt vs. Kentucky, Feb. 3, 1969, at Lexington, Ky.
First Half: 30, John Mengelt vs. Alabama, Feb. 14, 1970, at Auburn
Second Half: 34, Wesley Person vs. UAB, Dec. 16, 1993, at Auburn
Losing Effort: 44, Keenan Carpenter vs. LSU, Feb. 8, 1989, at Auburn/44, Wesley Person vs. UAB, Dec. 16, 1993, at Auburn
By Opponent: 55, Pete Maravich, LSU, Jan. 3, 1968, at Baton Rouge, La.

Season

Overall: 747, Chuck Person, 1984-85
Average: 28.4, John Mengelt, 1970-71
Freshman: 567, Eddie Johnson, 1973-74
Sophomore: 593, Chuck Person, 1983-84
Junior: 747, Chuck Person, 1984-85
Senior: 738, John Mengelt, 1970-71
Double-Figure Scoring Games: 34, Chuck Person, 1984-85; Marquis Daniels, 2002-03
20-Point Games: 23, Chuck Person, 1985-86
Consecutive 20-Point Games: 10, John Mengelt, 1969-70
30-Point Games: 12, John Mengelt, 1970-71
40-Point Games: 4, John Mengelt, 1969-70

Career

Overall: 2311, Chuck Person, 1982-86
Average: 24.8, John Mengelt, 1968-71
Double-Figure Scoring Games: 108, Chuck Person, 1982-86
Consecutive Double-Figure Scoring Games: 68, Chuck Person (last 3 in 1982-83, all 31 in 1983-84 and all 34 in 1984-85)
20-Point Games: 63, Chuck Person, 1982-86
30-Point Games: 22, John Mengelt, 1968-71
40-Point Games: 8, John Mengelt, 1968-71

FIELD GOALS

Game


Made: 23, John Mengelt vs. Alabama, Feb. 14, 1970, at Auburn
Attempted: 44, John Mengelt vs. Alabama, Feb. 14, 1970, at Auburn
Percentage (10 Minimum): 1.000, Charles Barkley, 10 for 10, vs. Georgia, Jan. 22, 1983, at Auburn
3-Pointers Made: 10, Lance Weems vs. Arkansas, Jan. 6, 1996, at Auburn
3-Pointers Attempted: 19, Lance Weems vs. Arkansas, Jan. 6, 1996, at Auburn
3-Point Percentage (5 Min.): 1.000, John Caylor (5-5) vs. Florida, 2-6-88, at Gainesville, Fla./Jay Heard vs. SE Louisiana (5-5) 11-3-98, at Auburn; Troy Gaines (5-5) at LSU 2-26-03 in Baton Rouge, La.

Season

Made: 334, Chuck Person, 1984-85
Attempted: 614, Chuck Person, 1984-85
Percentage: .644, Charles Barkley, 1982-83
3-Pointers Made: 108, Lance Weems, 1995-96
3-Pointers Attempted: 279, Lance Weems, 1995-96
3-Point Percentage (1 made/game): .511, Ronnie Battle, 1991-92

Career

Made: 1017, Chuck Person, 1982-86
Attempted: 1899, Chuck Person, 1982-86
Percentage: .626, Charles Barkley, 1981-84
3-Pointers Made: 262, Wesley Person, 1990-94



With 2,311 career points, Chuck Person ranks third on the SEC's all-time scoring chart.

3-Pointers Attempted: 626, Lance Weems, 1992-96
3-Point Percentage: .441, Wesley Person, 1990-94

FREE THROWS

Game

Made: 17, John Mengelt vs. Kentucky, Mar. 2, 1970, at Lexington, Ky.
 17, Wally Tinker vs. Vanderbilt, Jan. 15, 1968, at Auburn
 17, Ray Groover vs. Florida State, Dec. 10, 1960, at Auburn
Att.: 21, Ray Groover vs. Florida State, Dec. 10, 1960, at Auburn
 21, Bryant Smith vs. Georgia, Jan. 3, 1998, at Auburn
Consecutive Made: 15, Eddie Johnson vs. Miss. State, Jan. 20, 1975, at Auburn
Percentage (15 Minimum): 1.000, Eddie Johnson vs. Miss. State, 15 of 15, Jan. 20, 1975, at Auburn

Season

Made: 208, John Mengelt, 1970-71
Attempted: 256, John Mengelt, 1970-71
Consecutive Made: 27, Frankie Sullivan, 2009-10 (to start season)
 25, Stan Pietkiewicz, 1977-78
Percentage: .879, Eddie Johnson, 1974-75

Career

Made: 496, John Mengelt, 1968-71
Attempted: 619, John Mengelt, 1968-71
Percentage: .834, Stan Pietkiewicz, 1974-78

REBOUNDS

Game

Made: 27, Rex Frederick vs. SMU, Dec. 19, 1957, at Dallas, Texas
Offensive: 11, Kelvin Ardister vs. Tennessee, Jan. 4, 1989, at Auburn
11, Brandon Robinson vs. Arkansas, Jan. 5, 2002, at Auburn

Season

Overall: 347, Korvotney Barber, 2008-09
Offensive: 133, Korvotney Barber, 2008-09
Average: 15.3, Rex Frederick, 1956-57

Career

Overall: 996, Mike Mitchell, 1974-78
Average: 14.3, Rex Frederick, 1956-59

ASSISTS

Game

Made: 15, Eddie Johnson vs. LSU, Jan. 3, 1976, at Baton Rouge, La.

Season

Made: 221, Gerald White, 1985-86

Career

Made: 624, Gerald White, 1983-87

BLOCKED SHOTS

Game

Made: 13, Kyle Davis vs. Miami in the NIT, Mar. 14, 2001, at Auburn

Season

Made: 126, Kyle Davis, 2002-03

Career

Made: 288, Kyle Davis, 2000-2004

STEALS

Game

Made: 8, Derrick Dennison vs. Michigan State, Nov. 24, 1989, at Anchorage, Alaska; DeWayne Reed vs. George Washington, Dec. 2, 2007, at Washington, DC

Season

Made: 78, Marquis Daniels, 2002-03

Career

Made: 210, Quantez Robertson, 2005-2009/DeWayne Reed, 2006-10

DUNKS

Game

Number: 7, Aaron Swinson vs. Troy State, Dec. 11, 1991, at Auburn
7, Chris Morris vs. Vanderbilt, Jan. 17, 1987, at Nashville, Tenn.

Season

Number: 62, Aaron Swinson, 1992-93

Career

Number: 175, Aaron Swinson, 1991-94

GAMES

Season

Appeared In: 36, Korvotney Barber, Quantez Robertson, Tay Waller, Lucas Hargrove, DeWayne Reed, 2008-09.

Career

Appeared In: 129, Scott Pohlman, 1997-2001/Frank Ford, 1983-87/
DeWayne Reed, 2006-10

Consecutive Starts: 127, Frank Ford, 1983-87

MINUTES PLAYED

Game


Number: 55, Rich Valavicius vs. Georgia, Mar. 1, 1979, at Birmingham (SEC Tournament)

Season


Number: 1242, Frank Ford, 1984-85 (34 games)

Career

Number: 4374, Frank Ford, 1983-87 (129 games)



Charles Barkley won three straight conference rebounding titles (1982-84).



As a four-year starter, point guard Gerald White quarterbacked Auburn to an 82-47 record.

Team Records

POINTS

Game

Overall: 141 vs. Troy State, Dec. 11, 1991, at Auburn
Home Court: 141 vs. Troy State, Dec. 11, 1991, at Auburn
Opponent's Court: 109 vs. VCU, Dec. 16, 1976, at Richmond, Va.;
 109 vs. American-Puerto Rico, Dec. 20, 1999, at San Juan, P.R.
Neutral Court: 120 v. So. Alabama, Nov. 27, 1987, at Birmingham, Ala.
First Half: 78 vs. Troy State, 78-54, Dec. 11, 1991, at Auburn
Second Half: 73 vs. Troy State, 73-48, Dec. 9, 1993, at Auburn
Losing Effort: 105 vs. Arkansas, 105-117, Jan. 15, 1994, at Auburn
By Opponent: 119, Kentucky, 76-119, Feb. 10, 1975, at Lexington, Ky.
Both Teams: 257, vs. Troy State, 141-116, Dec. 11, 1991, at Auburn

Season

Auburn: 2680, 1998-99
Average: 86.6, 1991-92
Scoring Margin: +19.6, 1998-99
By Opponents: 2475, 1989-90

FIELD GOALS

Game

Made: 55 vs. Troy State, Dec. 11, 1991, at Auburn
Attempted: 100 vs. Western Carolina, Dec. 4, 1973, at Auburn
Percentage: .711 vs. LSU, 27 of 38, Feb. 18, 1961, at Auburn
3-Pointers Made: 18 at Temple, 18 of 41, Nov. 19, 1994, at Philadelphia, Pa.
3-Pointers Attempted: 41 at Temple, 18 of 41, Nov. 19, 1994, at Philadelphia, Pa.
3-Point Percentage: .857 vs. Alabama State, 6 of 7, Dec. 11, 1989, at Auburn

Season

Made: 1016, 1984-85 (2040 attempts)
Attempted: 2245, 1998-99
Percentage: .521, 532 of 1022, 1959-60
3-Pointers Made: 287, 1995-96
3-Pointers Attempted: 832, 2008-09
3-Point Percentage: .452, 182 of 403, 1991-92

FREE THROWS

Game

Made: 39 vs. Miss. State, Jan. 3, 1959, at Auburn
Attempted: 52 vs. Vanderbilt, Feb. 6, 1954, at Auburn
Percentage (25 attempts): .964 vs. Alabama, 27 of 28, Dec. 19, 1959, at Birmingham, Ala.
Percentage (10 attempts): 1.000 vs. Alabama, 11 of 11, Feb. 18, 1995, at Auburn

Season

Made: 541, 1989-90
Attempted: 802, 2008-09
Percentage: .792, 476 of 601, 1965-66

REBOUNDS

Game

Made: 79 vs. Jacksonville State, Dec. 3, 1957, at Auburn

Season

Made: 1452, 1998-99
Average: 52.8, 1957-58

FOULS

Game

Number: 34 vs. Vanderbilt, Feb. 20, 1990, at Nashville, Tenn.

Season

Number: 675, 1989-90

ASSISTS

Game

Made: 33 vs. Troy State, Dec. 11, 1991, at Auburn
 33 vs. LSU, Feb. 12, 1994, at Auburn

Season

Made: 532, 2006-07

TURNOVERS

Game

Most Committed: 35 vs. Georgia Tech, Feb. 27, 1974, at Auburn
Fewest Committed: 3 vs. Georgia, Jan. 19, 1970, at Athens, Ga.;
 3 at Mississippi State, Feb. 4, 2012, at Starkville, Miss.

Season

Most Committed: 551, 1995-96 (32 games)
Fewest Committed: 392, 1980-81 (27 games)
Fewest Committed (Avg.): 14.19 per game, 2010-11 (440 in 31 gms)

BLOCKED SHOTS

Game

Made: 17 vs. Nicholls State, Nov. 25, 2011, at Auburn
(1 shy of SEC record 18 by Arkansas in 1996, Kentucky in 2011)
 15 vs. Jacksonville State, Dec. 16, 1998, at Auburn/
 15 vs. Miami in the NIT, Mar. 14, 2001, at Auburn

Season

Made: 178, 2002-03

STEALS

Game

Made: 21 vs. Louisiana-Monroe, Dec. 6, 2008, at Auburn

Season

Made: 327, 1998-99 and 2008-09

ATTENDANCE

One Game: 34,076 at Indiana Hoosier Dome, Mar. 14, 1987, vs. Indiana (NCAA Tournament Second Round)
Season Total: 414,189, 1999-2000, 34 games (12,182 avg.)
 401,152, 1998-99, 33 games (12,156 avg.)
Season Home: 173,249, 2000-01, 17 games (10,191 avg.)--
 season tickets sold out
 157,500, 1999-2000, 15 games (10,500 avg.)--
 season tickets sold out
 126,483, 2010-11, 20 games (6,324 avg.)
 123,881, 1998-99, 15 games (8,259 avg.)
 110,534, 2011-12, 17 games (6,502 avg.)
 100,291, 1992-93, 12 games (8,358 avg.)
 98,965, 1974-75, 12 games (8,247 avg.)
 97,024, 1975-76, 11 games (8,820 avg.)
Average Home: 10,500, 1999-2000, 15 games--season tickets sold out;
 10,191, 2000-01, 17 games--season tickets sold out; 8,820, 1975-76,
 11 games; 8,758, 1989-90, 11 games; 8,358, 1992-93, 12 games
SEC Average Home: 10,500, 1999-00, 8 games (capacity 10,500)
 10,500, 2000-01, 8 games (capacity 10,500)
 10,419, 1998-99, 8 games (capacity 10,500)
 9,172, 1974-75, 9 games (capacity 12,500)

MISCELLANEOUS

Game

Margin of Victory: 79 vs. White's Business College, 92-13, 1927-28

Margin of SEC Victory: 54 vs. Alabama, 94-40, Jan. 18, 1998
Margin of Defeat: 80 vs. Georgia, 92-12, 1912-13 at Athens, Ga.

Season

Most Wins: 29, 1998-99
 24, 1999-2000 and 2008-09
 22, 1985-86 and 1984-85

Win Streak: 30, 1957-58 11 games, and 1958-59 19 games
Win Streak, Home: 36, 1957-61 (Jan. 26, 1957 to Jan. 7, 1961)
 30, 1997-2000 (Mar. 11, 1998 to Mar. 1, 2000)

Most Losses: 20, 1972-73
Fewest Wins: 1, 1942-43 and 1929-30

Single-Game Scoring

Pts.	Player	Opponent	AU-Opp	Date	Site
60	John Mengelt	Alabama	121-78	2/14/1970	H
48	John Mengelt	Vanderbilt	96-94	2/20/1971	H
47	John Mengelt	Ole Miss	91-77	12/13/1969	H
45	John Mengelt	N.C. State	91-85	12/5/1970	H
44	Wesley Person	UAB	85-89	12/16/1993	H
44	Keenan Carpenter	LSU	91-104	2/8/1989	H
43	Ronnie Battle	Georgia	89-84	2/1/1992	H
42	John Mengelt	Kentucky	93-105	2/3/1969	A
41	John Mengelt	Kentucky	83-84	2/2/1970	H
40	Chuck Person	Vanderbilt	79-65	3/1/1986	A
40	Mike Mitchell	Georgia	95-71	1/10/1977	A
40	John Mengelt	Georgia	79-58	1/4/1971	A
40	John Mengelt	Vanderbilt	74-92	2/21/1970	H
39	Chuck Person	Florida	81-78	2/6/1985	A
39	Eddie Johnson	Tennessee	78-83	1/19/1976	A
38	Toney Douglas*	Nicholls State	92-78	11/24/2004	H
38	Marquis Daniels	Troy State	94-66	12/22/2002	N
38	Mike Mitchell	LSU	95-101	2/20/1978	H
38	Eddie Johnson*	Florida	77-85	2/16/1974	A
38	John Mengelt	Kentucky	83-102	3/1/1971	H
38	Joe Newton	Tulane	87-73	2/15/1965	H
37	John Mengelt	Ole Miss	86-85	3/6/1971	H
37	John Mengelt	Georgia	84-85	1/20/1969	H
36	Lance Weems	Arkansas	101-76	1/6/1996	H
36	Derrick Dennison	Vanderbilt	87-74	2/20/1990	A
36	Chris Morris	Bradley	90-86	3/17/1988	N
36	Chuck Person	Alabama	72-74	2/16/1985	A
36	Chuck Person	Villanova	95-83	12/28/1983	N
36	Bill Kirkpatrick	Howard	98-77	1/5/1955	H
36	John Mengelt	Vanderbilt	85-107	1/23/1971	A
36	John Mengelt	Florida	85-70	2/6/1971	H
35	Charles Barkley	Tennessee	77-80	1/24/1983	H
35	Stan Pietkiewicz	Tennessee	107-94	3/6/1978	H

Pts.	Player	Opponent	AU-Opp	Date	Site
35	Eddie Johnson	LSU	87-78	1/25/1975	A
35	John Mengelt	Ole Miss	97-103	12/12/1970	A
35	Ronnie Quick	Louisiana Tech	88-77	12/6/1966	H
35	Lee DeFore	Florida	86-66	2/9/1966	H
35	Lee DeFore	Jacksonville State	78-50	12/7/1965	A
35	Lee DeFore	Rice	91-74	12/2/1965	H
34	Chris Porter	Navy	88-70	12/19/1998	A
34	Wesley Person	Ole Miss	85-88 (2of)	1/19/1994	A
34	Derrick Dennison	LSU	78-76	3/9/1990	N
34	Mike Mitchell	Iona	82-105	12/17/1977	A
34	Gary England	Kentucky	79-91	3/3/1973	H
34	Lee DeFore	Florida State	80-64	12/27/1965	N
33	Toney Douglas*	Virginia	87-89	12/3/2004	N
33	Mack McGadney	Toledo	90-95 (2of)	11/25/2000	N
33	Wesley Person	Troy State	141-116	12/11/1991	H
33	Keenan Carpenter	Florida	79-90	2/15/1989	A
33	Chuck Person	Delaware	95-63	12/22/1984	N
33	Myles Patrick	Mississippi State	75-89	3/7/1977	A
33	Eddie Johnson*	Lamar	88-78	12/22/1973	N
33	Ernie Magri	Florida	103-100	2/12/1972	A
33	John Mengelt	Louisiana Tech	93-87	12/1/1970	H
33	John Mengelt	Vanderbilt	84-75	1/24/1970	A
32	Tay Waller	Mississippi State	91-76	2/14/2009	H
32	Frank Tolbert	Vanderbilt	71-78	2/2/2008	A
32	Toney Douglas*	Florida	78-84	1/12/2005	H
32	Adam Harrington	Detroit	75-72	12/9/2000	N
32	Aaron Swinson	Kentucky	74-91	1/30/1994	H
32	Keenan Carpenter	Ole Miss	77-80	2/18/1989	A
32	Jeff Moore	Eastern Kentucky	97-82	12/15/1986	A
32	Mike Jones	Illinois	103-107	12/12/1987	A
32	Chuck Person	West Virginia	59-58	12/29/1984	A
32	Stan Pietkiewicz	Mississippi State	85-74	1/30/1978	H
32	Mike Mitchell	Southern Cal	74-85	12/29/1977	N
32	Eddie Johnson	Vanderbilt	78-85	2/17/1975	A
32	Eddie Johnson*	Georgia	97-84	3/2/1974	H
32	John Mengelt	LSU	94-114	2/15/1971	A
32	John Mengelt	Houston	76-79	12/21/1970	A
32	Lee DeFore	Houston	76-89	12/30/1965	N
31	Quan Prowell	Mississippi State	78-89	2/27/2008	A
31	Marquis Daniels	South Carolina	67-60	1/15/2003	A
31	Ronnie Battle	Tennessee	88-75	1/20/1993	H
31	Aaron Swinson	Troy State	141-116	12/11/1991	H
31	Ronnie Battle	LSU	84-96	1/12/1991	H
31	Wesley Person	Tulane	84-71	12/28/1990	N
31	Chris Morris	Illinois	103-107	12/12/1987	A
31	Chuck Person	Ole Miss	75-73	2/22/1986	H
31	Chuck Person	Tennessee	75-60	2/9/1985	H
30	Ernest Ross	Georgia	72-81 (ot)	2/5/2011	A
30	Aaron Swinson	LSU	111-83	2/12/1994	H
30	Wesley Person	Tennessee	85-92	1/22/1994	A
30	Wesley Person	Old Dominion	101-87	12/18/1993	A
30	Wesley Person	Nicholls State	76-79	11/30/1993	H
30	Wesley Person	Old Dominion	96-85	12/28/1992	H
30	Gary Redding	Ole Miss	103-88	3/8/1976	H

Minimum of 30 points scored per game *Freshman season

The scorebook from John Mengelt's record-setting 60-point performance.

Single-Game Rebounding

No.	Player	Opponent	AU-Opp	Date	Site
27	Rex Frederick	SMU	65-75	12/19/57	A
25	Rex Frederick	Ole Miss	71-51	1/6/58	A
24	Rex Frederick	Howard	101-70	1/2/57	H
24	Bob Miller	Florida	67-71	2/21/53	A
23	Mike Mitchell*	Mississippi State	78-74	2/22/75	A
22	Bill Alexander	Dartmouth	85-76	12/20/69	N
22	Al Leapheart	Alabama	121-78	2/14/70	H
22	Freddie Guy	Furman	107-86	12/29/64	N
22	Rex Frederick	Alabama	69-50	2/28/59	N
22	Dan Pridgen	Mississippi State	92-85	2/24/51	H
21	Pepto Bolden	Mississippi State	60-67	2/23/74	H

No.	Player	Opponent	AU-Opp	Date	Site
21	Jim Retseck	Mississippi State	92-68	2/10/71	H
21	Freddie Guy	Kentucky	79-99	2/22/64	N
21	Rex Frederick	Tulane	63-49	2/17/58	A
20	Kelvin Ardister	Tennessee	73-84	1/4/89	H
20	Mike Mitchell	LSU	102-86	1/3/76	A
20	Pepto Bolden*	Florida	77-85	2/16/74	A
20	Jim Retseck	Alabama	83-72	1/11/71	H
20	Rex Frederick	LSU	76-58	2/15/58	A
20	Rex Frederick	St. Joseph's	66-64	12/18/56	N
20	Jim Diamond	B'ham-Southern	90-77	12/4/54	H
20	Jim Martin	Mississippi State	68-61	1/18/52	A

* Freshman season

Career Leaders

Points

1.	Chuck Person	1982-86	2,311
2.	Mike Mitchell	1974-78	2,123
3.	Wesley Person	1990-94	2,066
4.	Eddie Johnson	1973-77	1,988
5.	John Mengelt	1968-71	1,920
6.	Ronnie Battle	1989-93	1,916
7.	Chris Morris	1984-88	1,717
8.	Jeff Moore	1984-88	1,549
9.	Marquis Daniels	1999-03	1,530
10.	Scott Pohlman	1997-2001	1,442
11.	DeWayne Reed	2006-10	1,428
12.	Rasheem Barrett	2005-09	1,396
13.	Frank Ford	1983-87	1,389
14.	Lee DeFore	1963-66	1,386
	Aaron Swinson	1991-94	1,386
16.	Gary Redding	1972-76	1,334
17.	Doc Robinson	1996-2000	1,332
18.	Stan Pietkiewicz	1974-78	1,265
19.	Frank Tolbert	2004-08	1,242
20.	Darrell Lockhart	1979-83	1,236
21.	Wes Flanigan	1993-97	1,228
22.	Charles Barkley	1981-84	1,183
23.	Korvotney Barber	2005-09	1,150
24.	Lance Weems	1992-96	1,105
25.	Frankie Sullivan	2008-present	1,091

Scoring Average

1.	John Mengelt	1968-71	24.8
2.	Mike Mitchell	1974-78	20.4
3.	Eddie Johnson	1973-77	19.5
4.	Wesley Person	1990-94	19.1
5.	Lee DeFore	1963-66	19.0
6.	Chuck Person	1982-86	18.3
7.	Aaron Swinson	1991-94	16.9
8.	Ronnie Battle	1989-93	16.8
9.	Chris Porter	1998-2000	15.3
10.	Odell Mosteller	1981-83	15.0

Rebounds

1.	Mike Mitchell	1974-78	996
2.	Jeff Moore	1984-88	950
3.	Chuck Person	1982-86	940
4.	Gary Redding	1972-76	936
5.	Rex Frederick	1956-59	904
6.	Chris Morris	1984-88	860
7.	Charles Barkley	1981-84	806
8.	Mamadou N'diaye	1996-2000	798
9.	Korvotney Barber	2005-09	762
10.	Earl Banks	1977-81	730

Rebound Average

1.	Rex Frederick	1956-59	14.3
2.	Layton Johns	1960-63	10.2
3.	Mike Mitchell	1974-78	9.6
	Charles Barkley	1981-84	9.6
5.	Freddie Guy	1962-65	9.5
6.	Bill Alexander	1967-70	9.0
	Gary Redding	1972-76	9.0

Field Goals Made

1.	Chuck Person	1982-86	1,017
2.	Mike Mitchell	1974-78	926
3.	Eddie Johnson	1973-77	789
4.	Wesley Person	1990-94	772
5.	Ronnie Battle	1989-93	717
6.	John Mengelt	1968-71	712
7.	Chris Morris	1984-88	694
8.	Jeff Moore	1984-88	608
9.	Marquis Daniels	1999-2003	597
10.	Aaron Swinson	1991-94	574

Field Goals Attempted


1.	Chuck Person	1982-86	1,899
2.	Mike Mitchell	1974-78	1,830
3.	Eddie Johnson	1973-77	1,777
4.	Ronnie Battle	1989-93	1,556
5.	Wesley Person	1990-94	1,533
6.	John Mengelt	1968-71	1,462
7.	Chris Morris	1984-88	1,386
8.	Scott Pohlman	1997-2001	1,274
9.	Rasheem Barrett	2005-09	1,254
10.	DeWayne Reed	2006-10	1,223

Field Goal Percentage

1.	Charles Barkley	1981-84	467-746	626
2.	Aaron Swinson	1991-94	574-943	609
3.	Porter Gilbert	1958-61	250-419	597
4.	Korvotney Barber	2005-09	476-812	586
5.	Chris Davis	1994-95	131-226	580
6.	Layton Johns	1960-63	285-499	571
7.	Joe Newton	1962-65	238-418	570
8.	Aubrey Wiley	1991-94	249-440	566
9.	Marco Killingsworth	2001-04	405-726	558
10.	Jimmy Fibbe	1958-61	320-584	548
11.	Chuck Person	1982-86	1017-1899	536

3-Point Field Goals Made

1.	Wesley Person	1990-94	262
2.	Lance Weems	1992-96	240
3.	Ronnie Battle	1989-93	236
4.	Scott Pohlman	1997-2001	206
5.	Tay Waller	2008-10	187



Chuck Person (1982-86) is Auburn's all-time scoring leader with 2,311 points. The Brantley, Ala., native is also the career leader in field goals made (1,017) and field goals attempted (1,899).

6.....Daymeon Fishback.....	1996-2000.....	185
7.....DeWayne Reed.....	2006-10.....	184
8.....Frankie Sullivan.....	2008-present.....	172
9.....Rasheem Barrett.....	2005-09.....	157
10.....Doc Robinson.....	1996-2000.....	146

3-Point Field Goals Attempted

1.....Lance Weems.....	1992-96.....	626
2.....Scott Pohlman.....	1997-2001.....	609
3.....Wesley Person.....	1990-94.....	594
4.....DeWayne Reed.....	2006-10.....	575
5.....Ronnie Battle.....	1989-93.....	558
6.....Daymeon Fishback.....	1996-2000.....	530
7.....Frankie Sullivan.....	2008-present.....	511
8.....Tay Waller.....	2008-10.....	484
9.....Rasheem Barrett.....	2005-09.....	472
10.....Doc Robinson.....	1996-2000.....	434

3-Point Field Goal Percentage (min. 1.0 made per game)

1.....Wesley Person.....	1990-94.....	262-594.....	441
2.....Ronnie Battle.....	1989-93.....	236-558.....	423
3.....John Caylor.....	1986-91.....	65-157.....	414
4.....Keenan Carpenter.....	1987-89.....	103-251.....	410
5.....Larry Patrick.....	1989-91.....	38-94.....	404
6.....Gerald White.....	1983-87.....	34-87.....	391
7.....Ray Donald.....	1994-96.....	93-239.....	389
8.....Tay Waller.....	2008-10.....	187-484.....	386
Franklin Williams.....	1994-98.....	105-272.....	386
9.....Aubrey Wiley.....	1991-94.....	30-78.....	385
10.....Lance Weems.....	1992-96.....	240-626.....	383

Free Throws Made

1. John Mengelt.....	1968-71.....	496
2. Eddie Johnson.....	1973-77.....	410
3. Wes Flanigan.....	1993-97.....	338
4. Jeff Moore.....	1984-88.....	329
5. DeWayne Reed.....	2006-10.....	324
6. Reggie Gallon.....	1989-93.....	289
7. Chris Morris.....	1984-88.....	287
8. Chris Brandt.....	1988-92.....	281
9. Lee DeFore.....	1963-66.....	278
10. Chuck Person.....	1982-86.....	277
Frank Tolbert.....	2004-08.....	277

Free Throws Attempted

1. John Mengelt.....	1968-71.....	619
2. Eddie Johnson.....	1973-77.....	512
3. DeWayne Reed.....	2006-10.....	492
4. Wes Flanigan.....	1993-97.....	485
5. Korvotney Barber.....	2005-09.....	445
6. Chris Brandt.....	1988-92.....	429
Jeff Moore.....	1984-88.....	429
8. Marquis Daniels.....	1999-2003.....	418
9. Bill Alexander.....	1967-70.....	409
10. Reggie Gallon.....	1989-93.....	406

Free Throw Percentage

1.....Ian Young.....	2004-05.....	120-140.....	857
2.....Stan Pietkiewicz.....	1974-78.....	241-289.....	834
3.....Ray Donald.....	1994-96.....	113-136.....	831
4.....Lee DeFore.....	1963-66.....	278-338.....	822
5.....Scott Pohlman.....	1997-2001.....	240-293.....	819
6.....Jimmy Fibbe.....	1958-61.....	198-247.....	802
7.....John Mengelt.....	1968-71.....	496-619.....	801
8.....Eddie Johnson.....	1973-77.....	410-512.....	800
9.....Lance Weems.....	1992-96.....	117-148.....	791
10.....Bobby Buisson.....	1964-67.....	246-313.....	786

Assists

1. Gerald White.....	1983-87.....	624
2. Wes Flanigan.....	1993-97.....	573
3. Doc Robinson.....	1996-2000.....	568
4. Quantez Robertson.....	2005-09.....	529
5. Eddie Johnson.....	1973-77.....	499
6. DeWayne Reed.....	2006-10.....	477
7. Reggie Gallon.....	1989-93.....	466

8. Paul Daniels.....	1980-84.....	460
9. Stan Pietkiewicz.....	1974-78.....	356
10. Terrance Howard.....	1984-88.....	349

Blocked Shots

1. Kyle Davis.....	2000-04.....	360
2. Mamadou N'diaye.....	1996-2000.....	241
3. Korvotney Barber.....	2005-09.....	155
4. Charles Barkley.....	1981-84.....	145
5. Chris Morris.....	1984-88.....	141
6. Pat Burke.....	1993-97.....	133
7. Kenny Gabriel.....	2009-12.....	105
8. Korvotney Barber.....	2005-07.....	98
9. Wesley Person.....	1990-94.....	88


Steals

1. Quantez Robertson.....	2005-09.....	210
DeWayne Reed.....	2006-10.....	210
3. Marquis Daniels.....	1999-2003.....	208
4. Chris Morris.....	1984-88.....	189
5. Bryant Smith.....	1995-99.....	186
6. Reggie Gallon.....	1989-93.....	177
7. DeWayne Reed.....	2006-present.....	167
8. Gerald White.....	1983-87.....	164
9. Frankie Sullivan.....	2008-present.....	157
10. Frank Ford.....	1983-87.....	156

Note: Figures not available prior to 1978-79 season.

Games Played

1. Scott Pohlman.....	1997-2001.....	129
Frank Ford.....	1983-87.....	129
DeWayne Reed.....	2006-10.....	120
4. Doc Robinson.....	1996-2000.....	128
Mamadou N'diaye.....	1996-2000.....	128
Chris Morris.....	1984-88.....	128
7. Daymeon Fishback.....	1996-2000.....	127
8. Chuck Person.....	1982-86.....	126
Quantez Robertson.....	2005-09.....	126
10. Rasheem Barrett.....	2005-09.....	123
11. Gerald White.....	1983-87.....	122



Sharpshooter Wesley Person is Auburn's career leader in 3-point field goal percentage, made (262) and attempted (594). He is third on AU's all-time scoring chart with 2,066 points.

Single-Season Leaders

Points

1.	Chuck Person	1984-85	747
2.	John Mengelt	1970-71	738
3.	Chuck Person	1985-86	710
4.	John Mengelt	1969-70	696
5.	Mike Mitchell	1977-78	671
6.	Marquis Daniels	2002-03	625
7.	Wesley Person	1993-94	621
8.	Chris Morris	1987-88	620
9.	Lee DeFore	1965-66	615
10.	Chuck Person	1983-84	593
11.	Aaron Swinson	1993-94	579
12.	Eddie Johnson	1973-74	567
13.	Wesley Person	1991-92	538
	Jeff Moore	1986-87	538
15.	Keenan Carpenter	1988-89	531
16.	Ronnie Battle	1989-90	527
17.	DeWayne Reed	2009-10	518
18.	Stan Pietkiewicz	1977-78	516
19.	Eddie Johnson	1975-76	513
20.	Wesley Person	1992-93	507

Scoring Average

1.	John Mengelt	1970-71	28.4
2.	John Mengelt	1969-70	26.8
3.	Mike Mitchell	1977-78	24.9
4.	Lee DeFore	1965-66	23.7
5.	Wesley Person	1993-94	22.2
6.	Chuck Person	1984-85	22.0
7.	Eddie Johnson	1973-74	21.8
8.	Chuck Person	1985-86	21.5
9.	Eddie Johnson	1974-75	20.9
10.	Aaron Swinson	1993-94	20.7
	Chris Morris	1987-88	20.7
12.	Wesley Person	1991-92	19.9
13.	Eddie Johnson	1975-76	19.7
14.	Mike Mitchell	1976-77	19.4
	John Mengelt	1968-69	19.4
16.	Chuck Person	1983-84	19.1
	Stan Pietkiewicz	1977-78	19.1
18.	Keenan Carpenter	1988-89	19.0

Rebounds

1.	Korvotney Barber	2008-09	347
2.	Rex Frederick	1957-58	325
3.	Rex Frederick	1956-57	322
4.	Bill Alexander	1969-70	316
5.	Freddie Guy	1964-65	306
6.	Chuck Person	1984-85	303
7.	Pepto Bolden	1973-74	302
8.	Chris Morris	1987-88	295
9.	Jim Retseck	1970-71	294
10.	Jeff Moore	1986-87	293
11.	Mike Mitchell	1974-75	286

Rebound Average

1.	Rex Frederick	1956-57	15.3
2.	Rex Frederick	1957-58	14.8
3.	Rex Frederick	1958-59	12.9
4.	Layton Johns	1962-63	12.4
5.	Bob Miller	1952-53	12.3
6.	Freddie Guy	1964-65	12.2
7.	Bill Alexander	1969-70	12.1
8.	Pepto Bolden	1973-74	11.6
9.	Bob Miller	1953-54	11.5
10.	Mike Mitchell	1974-75	11.4

Field Goals Made

1.	Chuck Person	1984-85	334
2.	Chuck Person	1985-86	310
3.	Mike Mitchell	1977-78	283
4.	John Mengelt	1970-71	265
5.	John Mengelt	1969-70	258
6.	Chuck Person	1983-84	255

7.	Marquis Daniels	2002-03	244
8.	Chris Morris	1987-88	241
	Lee DeFore	1965-66	241
10.	Aaron Swinson	1993-94	234

Field Goals Attempted

1.	Chuck Person	1984-85	614
2.	Chuck Person	1985-86	597
3.	John Mengelt	1969-70	554
4.	John Mengelt	1970-71	548
5.	Mike Mitchell	1977-78	544
6.	Eddie Johnson	1973-74	538
7.	Lee DeFore	1965-66	516
8.	Chris Morris	1987-88	501
9.	Marquis Daniels	2002-03	476
10.	Chuck Person	1983-84	470

Field Goal Percentage

1.	Charles Barkley	1982-83	161-250	644
2.	Charles Barkley	1983-84	162-254	638
3.	Aaron Swinson	1993-94	234-371	631
4.	Joe Newton	1964-65	126-208	606
5.	Aaron Swinson	1992-93	183-305	600
6.	Charles Barkley	1981-82	144-242	595
7.	Aaron Swinson	1991-92	157-267	588
8.	Marco Killingsworth	2003-04	145-247	587
9.	Layton Johns	1961-62	129-221	584
10.	Porter Gilbert	1960-61	88-151	583

3-Point Field Goals Made

1.	Lance Weems	1995-96	108
2.	Tay Waller	2008-09	100
3.	Wesley Person	1993-94	93
4.	Tay Waller	2009-10	87
5.	Keenan Carpenter	1988-89	84
6.	Lance Weems	1994-95	78
7.	Adam Harrington	2000-01	72
8.	Ronnie Battle	1991-92	71
9.	Ian Young	2004-05	70
10.	Wesley Person	1991-92	69

3-Point Field Goals Attempted

1.	Lance Weems	1995-96	279
2.	Tay Waller	2008-09	272
3.	Tay Waller	2009-10	212
4.	Adam Harrington	2000-01	211
5.	Wesley Person	1993-94	210
6.	Keenan Carpenter	1988-89	203
7.	Ian Young	2004-05	202
8.	DeWayne Reed	2008-09	199
9.	Lance Weems	1994-95	195
10.	Frankie Sullivan	2011-12	189

3-Point Field Goal Percentage (min. 1.0 made per game)

1.	Ronnie Battle	1991-92	71-139	511
2.	Wesley Person	1991-92	69-141	489
3.	Franklin Williams	1995-96	32-68	471
4.	Wesley Person	1992-93	58-125	464
5.	Wesley Person	1993-94	93-210	443
6.	Quan Prowell	2006-07	35-81	432
7.	John Caylor	1987-88	40-95	421
8.	Jay Heard	1998-99	39-93	419
9.	Ray Donald	1994-95	45-108	417
10.	Keenan Carpenter	1988-89	84-203	414
11.	Quan Prowell	2007-08	39-95	411

Free Throws Made

1.	John Mengelt	1970-71	208
2.	John Mengelt	1969-70	180
3.	Wally Tinker	1967-68	148
4.	Bob Miller	1953-54	144
5.	DeWayne Reed	2009-10	135
6.	Lee DeFore	1965-66	133
7.	Stan Pietkiewicz	1977-78	128
8.	Wally Tinker	1968-69	125
9.	Chris Brandt	1989-90	120
	Jeff Moore	1986-87	120

Free Throws Attempted

1.	John Mengelt.....	1970-71	256
2.	John Mengelt.....	1969-70	225
3.	Bob Miller.....	1953-54	213
4.	Wally Tinker.....	1967-68	199
5.	DeWayne Reed.....	2009-10	190
6.	Chris Brandt.....	1989-90	186
7.	Korvotney Barber.....	2008-09	182
8.	Chris Porter.....	1998-99	179
9.	Wes Flanigan.....	1995-96	168
10.	Aaron Swinson.....	1993-94	161

Free Throw Percentage (min. 2.0 made per game)

1.	Eddie Johnson.....	1974-75	102-116	.879
2.	Stan Pietkiewicz.....	1977-78	128-146	.877
3.	Jimmy Fibbe.....	1960-61	83- 96	.865
	Ian Young.....	2004-05	83- 96	.865
5.	Scott Pohlman.....	1998-99	69- 80	.863
6.	Jimmy Montgomery.....	1965-66	83- 97	.856
7.	Frankie Sullivan.....	2009-10	80- 94	.851
8.	Lee DeFore.....	1965-66	133-156	.853
9.	Bobby Buisson.....	1965-66	100-119	.840
10.	Jeff Moore.....	1987-88	86-103	.835

Assists

1.	Gerald White.....	1985-86	221
2.	Wes Flanigan.....	1995-96	214
3.	Jamison Brewer.....	2000-01	187
4.	Gerald White.....	1984-85	185
5.	Doc Robinson.....	1999-2000	175
6.	Doc Robinson.....	1998-99	166
7.	Quantez Robertson.....	2006-07	163
8.	Terrance Howard.....	1987-88	160
9.	Eddie Johnson.....	1975-76	149
10.	Moochie Norris.....	1994-95	143

Blocked Shots


1.	Kyle Davis.....	2002-03	126
2.	Kyle Davis.....	2000-01	84
3.	Kyle Davis.....	2001-02	78
4.	Mamadou N'diaye.....	1998-99	77
5.	Mamadou N'diaye.....	1997-98	73
6.	Kyle Davis.....	2003-04	72
7.	Mamadou N'diaye.....	1999-2000	66
8.	Korvotney Barber.....	2006-07	55
9.	Charles Barkley.....	1981-82	51
10.	Charles Barkley.....	1983-84	49

Note: Figures not available prior to 1978-79 season.

Steals

1.	Marquis Daniels.....	2002-03	78
2.	Marquis Daniels.....	2000-01	71
3.	Bryant Smith.....	1997-98	67
	DeWayne Reed.....	2008-09	67
5.	Wes Flanigan.....	1995-96	64
	Chris Porter.....	1998-99	64
	Derrick Dennison.....	1989-90	64
8.	Quantez Robertson.....	2007-08	63
9.	Brandon Robinson.....	2003-04	62
10.	Gerald White.....	1984-85	60

Note: Figures not available prior to 1978-79 season.



Chris Morris averaged 20.7 points per game in 1987-88 in leading the Tigers to the NCAA Tournament.

Single-Season Team Leaders

Wins		
1.	29	1998-99
2.	24	2008-09
	24	1999-2000
4.	22	2002-03
	22	1985-86
	22	1984-85
7.	20	1983-84
	20	1958-59
	20	1927-28
10.	19	1995-96
	19	1987-88
	19	1959-60
13.	18	2000-01, 1986-87
	18	1974-75, 1962-63, 1961-62
Winning Percentage		
1.	.909 (20-2)	1958-59
	.909 (20-2)	1927-28
3.	.878 (29-4)	1998-99
4.	.864 (19-3)	1959-60
5.	.818 (18-4)	1962-63
6.	.750 (18-6)	1961-62
7.	.727 (16-6)	1957-58
	.727 (16-6)	1938-39
9.	.722 (13-5)	1941-42
	.722 (13-5)	1936-37
11.	.708 (17-7)	1953-54
	.708 (17-7)	1949-50
13.	.706 (24-10)	1999-2000
Games Played		
1.	36	2008-09
2.	34	2002-03
	34	1999-2000
	34	1984-85
5.	33	1998-99
	33	1985-86
7.	32	2006-07
	32	2000-01
	32	1995-96
	32	2009-10
Field Goals Made		
1.	1016	1984-85
2.	977	1985-86
3.	974	1998-99
4.	955	1986-87
5.	928	2008-09
6.	917	2000-01
7.	908	1983-84
8.	887	1977-78
9.	884	1987-88
10.	879	2002-03
Field Goals Attempted		
1.	2245	1998-99
2.	2118	1999-2000
3.	2116	2008-09
4.	2043	2000-01
5.	2040	1984-85
6.	1992	1951-52
7.	1951	1973-74
8.	1934	1985-86
9.	1927	1986-87
10.	1916	1974-75

Field Goal Percentage		
1.	.521 (ranked #1 in NCAA Div. I)	1959-60
2.	.518	1983-84
3.	.511	1991-92
4.	.508	1981-82
5.	.506 (ranked #1 in NCAA Div. I)	1993-94
6.	.505	1985-86
7.	.504	1962-63
8.	.502	1968-69
9.	.501	1992-93
10.	.498	1984-85
	.498	1982-83
3-Point Field Goals Made		
1.	287	1995-96
2.	278	2008-09
3.	271	2009-10
4.	259	2004-05
5.	235	2006-07
6.	234	1998-99
7.	229	2007-08
8.	227	1999-2000
9.	222	1994-95
10.	212	1996-97
Season records kept since 1986-87.		
3-Point Field Goals Attempted		
1.	832	2008-09
2.	819	2009-10
3.	806	1995-96
4.	755	2004-05
5.	703	1996-97
6.	701	2006-07
7.	695	1999-2000
8.	674	2007-08
9.	672	1998-99
10.	642	2000-01
Season records kept since 1986-87.		
3-Point Field Goal Percentage		
1.	.452	1991-92
2.	.390	1992-93
3.	.380	1993-94
4.	.377	1990-91
	.377	1986-87
6.	.366	1994-95
7.	.363	1989-90
8.	.356	1987-88
	.356	2005-06
10.	.348	1998-99
Season records kept since 1986-87.		
Free Throws Made		
1.	541	1989-90
2.	532	1953-54
3.	514	1958-59
4.	502	1970-71
5.	499	1969-70
6.	498	1998-99
8.	486	2008-09
9.	485	1971-72
10.	479	1964-65
	479	1956-57
Free Throws Attempted		
1.	802	2008-09
2.	787	1953-54
3.	776	1989-90
4.	707	1958-59

5.	703	1969-70
6.	689	2009-10
7.	686	1995-96
8.	685	2002-03
9.	684	2000-01
	684	1999-2000
Free Throw Percentage		
1.	.792 (ranked #1 in NCAA Div. I)	1965-66
2.	.772	1959-60
3.	.770	1987-88
4.	.758	1977-78
5.	.750	1985-86
6.	.748	1960-61
7.	.745	1970-71
8.	.743	1964-65
9.	.739	1956-57
10.	.728	1986-87
Rebounds		
1.	1452	1998-99
2.	1335	1999-2000
3.	1323	2008-09
4.	1301	1984-85
5.	1292	1974-75
6.	1269	1973-74
7.	1243	2000-01
8.	1228	1986-87
9.	1212	1951-52
10.	1209	1969-70
Rebound Average		
1.	52.8	1957-58
2.	49.7	1974-75
3.	49.6	1952-53
4.	49.0	1956-57
5.	48.7	1973-74
6.	48.5	1951-52
7.	47.1	1955-56
8.	46.5	1969-70
9.	46.4	1970-71
10.	45.6	1958-59
Rebound Margin		
1.	+9.2	1998-99
2.	+8.6	1961-62
3.	+8.4	1983-84
	+8.4	1958-59
5.	+7.8	1976-77
	+7.8	1964-65
7.	+7.6	1986-87
8.	+7.5	1987-88
9.	+7.1	1984-85
10.	+7.0	1974-75, 1975-76
Personal Fouls		
1.	675	1989-90
2.	674	2008-09
3.	641	2010-11
4.	635	1990-91
	635	2009-10
6.	629	2000-01
7.	628	1998-99
8.	624	2004-05
9.	613	2006-07
10.	608	1977-78

Fouled Out	
1.	33.....1977-78
2.	29.....1973-74
3.	27.....1978-79
4.	26.....2006-07
	26.....2004-05
	26.....2000-01
	26.....1972-73
7.	24.....1982-83
	24.....1981-82
9.	23.....1993-94
	23.....1989-90, 1990-91

Assists	
1.	532.....2006-07
2.	526.....1985-86
3.	518.....1987-88
4.	507.....2008-09
5.	501.....1986-87
6.	495.....2000-01
7.	493.....1994-95
8.	482.....1995-96
9.	481.....1983-84
10.	464.....1984-85

Season records kept only since 1965-66.

Blocked Shots	
1.	178.....2002-03
2.	155.....2000-01
3.	152.....2001-02
	152.....1997-98

5.	149.....2011-12
6.	134.....2003-04
7.	123.....2008-09
8.	118.....1984-85
	118.....2005-06
10.	114.....1986-87

Note: Figures not available prior to 1978-79 season.

Steals	
1.	327.....1998-99
	327.....2008-09
3.	270.....2006-07
4.	269.....2002-03
5.	265.....2000-01
6.	259.....2007-08
7.	258.....1989-90
8.	252.....2009-10
9.	251.....1995-96
10.	247.....1999-2000

Note: Figures not available prior to 1978-79 season.

Points	
1.	2680.....1998-99
2.	2620.....2008-09
3.	2477.....2000-01
	2477.....1986-87
5.	2423.....1999-2000
6.	2422.....2009-10
7.	2410.....1989-90
8.	2408.....2002-03
9.	2390.....1984-85

10.	2379.....1985-86
-----	------------------

Scoring Average	
1.	86.6.....1991-92
2.	82.1.....1970-71
3.	82.0.....1977-78
4.	81.73.....1974-75
5.	81.71.....1993-94
6.	81.3.....1975-76
7.	81.2.....1998-99
8.	80.5.....1976-77
9.	80.4.....1992-93
10.	79.9.....1986-87

Scoring Margin	
1.	+19.6.....1998-99
2.	+17.4.....1958-59
3.	+11.2.....1962-63
4.	+10.2.....1961-62
5.	+9.5.....1959-60
6.	+7.7.....1964-65
7.	+7.3.....1956-57
8.	+7.0.....1957-58
9.	+6.9.....1999-2000
10.	+5.6.....1985-86

All-Time Win Streaks

30.....	Began with an 80-72 win over Georgia Tech at Georgia Tech on Jan. 22, 1958, and ended with a 75-56 loss to Kentucky at Kentucky on Feb. 21, 1959.
17.....	Began with a 114-60 win over Southeastern Louisiana in Auburn on Nov. 13, 1998, and ended with a 72-62 loss to Kentucky at Kentucky on Jan. 20, 1999.
15.....	Began with a 55-54 win over Vanderbilt at Auburn on Jan. 30, 1960, and ended with a 56-48 loss to Miss. State at Miss. State on Jan. 7, 1961.
14.....	First 14 games of 1927-28 season. Began with a 38-12 win over Montgomery YMCA and ended with a 43-42 loss to Ole Miss.
14.....	Began with a 65-56 win over Belmont in Auburn Dec. 1, 1999, and ended with a 79-77 loss at Ole Miss Jan. 22, 2000.

11.....	Began with a 27-24 win over Miss. State in the third game of the 1926-27 season and ended with a 25-23 loss to Tennessee in February of 1927.
10.....	Began with a 60-50 win over Alabama at Alabama on Jan. 20, 1962, and ended with a 63-60 loss to Kentucky at Auburn on Feb. 26, 1962.
9.....	Began with an 83-58 win over Troy State at Auburn on Nov. 27, 1951, and ended with a 79-62 loss to Georgia Tech at Georgia Tech on Dec. 29, 1952.
9.....	Began with an 80-56 win over Georgia Tech at Auburn on Jan. 20, 1954, and ended with a 109-79 loss to Kentucky at Kentucky on Feb. 27, 1954.
9.....	Began with a 62-49 win over Alabama at Alabama on Mar. 4, 1962, and ended with a 62-53 loss to Miss. State at Auburn on Jan. 5, 1963.
9.....	Began with a 94-64 win at Puerto-Rico Mayaguez on Dec. 20, 2002, and ended with a 67-51 loss at #8 Kentucky on Jan. 22, 2003


Homecourt Win Streaks

36.....	Began with a 73-66 win over Georgia on Jan. 26, 1957, and ended with a 56-48 loss to Miss. State on Jan. 7, 1961.
30.....	Began with a 77-62 win over Southern Miss in the first round of the NIT and last home game of the 1997-98 season and ended with a 55-53 loss to #12 LSU Mar. 1, 2000.
17.....	Began with a 27-24 win over Miss. State in the third game of the 1926-27 season and ended with a 43-42 loss to Ole Miss in the 15th game of the 1927-28 season.

15.....	Began with a 92-70 win over Georgia Tech on Feb. 27, 1974, and ended with a 63-62 loss to Alabama on Jan. 10, 1976.
10.....	Began with a 79-44 win over Ole Miss on Jan. 7, 1963, and ended with a 62-57 loss to Georgia Tech on Feb. 3, 1964.
10.....	Began with a 76-73 win over Ole Miss on Mar. 2, 2011, and ended with a 68-53 loss to #2 Kentucky on Jan. 11, 2012.

1,000-Point Club

1. Chuck Person • Forward, 6-8, 215, Brantley, AL (Brantley)




Year	G-GS	Min.-Avg.	FG-A	Pct.	3FG-A	Pct.	FT-A	Pct.	Reb-Avg.	PF-DQ	AST	TO	BLK	STL	Pts-Avg.
1982-83	28-20	636-22.7	118-218	.541	--	--	25-33	.758	128-4.6	57-1	37	37	6	13	261-9.3
1983-84	31-30	1045-34.8	255-470	.543	--	--	83-114	.728	249-8.0	62-3	38	82	8	38	593-19.1
1984-85	34-34	1240-36.5	334-614	.544	--	--	79-107	.738	303-8.9	78-0	69	80	18	42	747-22.0
1985-86	33-33	1194-36.2	310-597	.519	--	--	90-112	.804	260-7.9	83-3	30	73	12	27	710-21.5
Totals	126-117	4115-32.7	1017-1899	.536	--	--	277-366	.757	940-7.5	280-7	174	277	44	120	2311-18.3

2. Mike Mitchell • Forward, 6-8, 215, Atlanta, GA (Price)




Year	G-GS	Min.-Avg.	FG-A	Pct.	3FG-A	Pct.	FT-A	Pct.	Reb-Avg.	PF-DQ	AST	TO	BLK	STL	Pts-Avg.
1974-75	25-24	--	204-426	.479	--	--	53-98	.541	286-11.4	84-4	15	--	--	--	461-18.4
1975-76	26-26	--	210-431	.487	--	--	66-96	.688	249-9.6	76-2	27	--	--	--	486-18.7
1976-77	26-26	--	229-429	.534	--	--	47-69	.681	220-8.5	75-5	35	--	--	--	505-19.4
1977-78	27-x	--	283-544	.520	--	--	105-135	.778	241-8.9	69-2	50	--	--	--	671-24.9
Totals	104-76	--	926-1830	.506	--	--	271-398	.681	996-9.6	304-13	127	--	--	--	2123-20.4

3. Wesley Person • Forward/Guard, 6-6, 200, Brantley, AL (Brantley)



Year	G-GS	Min.-Avg.	FG-A	Pct.	3FG-A	Pct.	FT-A	Pct.	Reb-Avg.	PF-DQ	AST	TO	BLK	STL	Pts-Avg.
1990-91	26-24	857-33.0	153-325	.471	42-118	.356	52-68	.765	147-5.7	49-0	48	49	31	35	400-15.4
1991-92	27-27	955-35.4	208-411	.506	69-141	.489	53-73	.726	183-6.8	45-1	55	45	29	28	538-19.9
1992-93	27-26	957-35.4	194-349	.556	58-125	.464	61-79	.772	192-7.1	46-0	102	46	17	21	507-18.8
1993-94	28-28	1006-35.9	217-448	.484	93-210	.443	94-128	.734	179-6.4	45-1	79	45	11	28	621-22.2
Totals	108-105	3775-35.0	772-1533	.497	262-594	.441	260-348	.747	701-6.5	185-2	284	185	88	112	2066-19.1

4. Eddie Johnson • Guard, 6-2, 175, Weirsdale, FL (Lake Weir)




Year	G-GS	Min.-Avg.	FG-A	Pct.	3FG-A	Pct.	FT-A	Pct.	Reb-Avg.	PF-DQ	AST	TO	BLK	STL	Pts-Avg.
1973-74	26-26	--	231-538	.429	--	--	105-130	.807	105-4.0	85-0	75	--	--	--	567-21.8
1974-75	24-23	--	200-449	.445	--	--	102-116	.879	90-3.8	69-3	140	--	--	--	502-20.9
1975-76	26-26	--	204-428	.477	--	--	105-142	.739	101-3.9	74-0	149	--	--	--	513-19.7
1976-77	26-26	--	154-362	.425	--	--	98-124	.790	67-2.6	88-5	135	--	--	--	406-15.6
Totals	102-101	--	789-1777	.444	--	--	410-512	.800	363-3.6	316-8	499	--	--	--	1988-19.5

5. John Mengelt • Guard, 6-3, 190, Elwood, IN (Wendell Wilkie)



Year	G-GS	Min.-Avg.	FG-A	Pct.	3FG-A	Pct.	FT-A	Pct.	Reb-Avg.	PF-DQ	AST	TO	BLK	STL	Pts-Avg.
1968-69	25	--	189-360	.525	--	--	108-138	.782	106-4.2	60	60	--	--	--	486-19.4
1969-70	26	--	258-554	.465	--	--	180-225	.800	156-6.0	77	54	--	--	--	696-26.8
1970-71	26	--	265-548	.484	--	--	208-256	.812	108-4.1	92	91	--	--	--	738-28.4
Totals	77	--	712-1462	.487	--	--	496-619	.801	370-4.7	229	205	--	--	--	1920-24.8

6. Ronnie Battle • Guard, 6-1, 160, Pittsview, AL (Chavala)



Year	G-GS	Min.-Avg.	FG-A	Pct.	3FG-A	Pct.	FT-A	Pct.	Reb-Avg.	PF-DQ	AST	TO	BLK	STL	Pts-Avg.
1989-90	31-31	1020-32.9	202-416	.486	64-164	.390	59-82	.720	104-3.4	78-2	79	88	5	38	527-17.0
1990-91	29-28	928-32.0	184-438	.420	50-122	.410	76-99	.768	75-2.6	68-1	62	83	7	27	494-17.0
1991-92	27-27	895-33.1	173-352	.491	71-139	.511	32-46	.696	50-1.9	70-1	66	64	9	36	449-16.6
1992-93	27-27	927-33.1	158-350	.451	51-133	.383	79-96	.823	38-1.4	53-0	86	70	4	24	446-16.5
Totals	114-113	3770-33.1	717-1556	.461	236-558	.423	246-323	.762	267-2.3	269-4	293	305	25	125	1916-16.8


7. Chris Morris • Forward, 6-8, 210, Atlanta, GA (Douglass)



Year	G-GS	Min.-Avg.	FG-A	Pct.	3FG-A	Pct.	FT-A	Pct.	Reb-Avg.	PF-DQ	AST	TO	BLK	STL	Pts-Avg.
1984-85	34-30	1032-30.4	155-325	.477	--	--	44-71	.620	169-5.0	81-5	57	87	45	43	354-10.4
1985-86	33-33	1023-31.0	128-256	.500	--	--	69-103	.670	171-5.2	75-3	62	58	60	54	325-9.8
1986-87	31-31	985-31.8	170-304	.559	9-27	.333	69-97	.711	225-7.3	104-8	80	69	30	42	418-13.5
1987-88	30-30	1018-33.9	241-501	.481	33-97	.340	105-132	.795	295-9.8	83-3	82	85	44	54	620-20.7
Totals	128-124	4058-31.7	694-1386	.501	42-124	.338	287-403	.712	860-6.7	343-19	281	275	179	193	1717-13.4

8. Jeff Moore • Center, 6-7, 240, Birmingham, AL (Midfield)

Year	G	FG-A	PCT.	3FG-A	PCT.	FT-A	PCT.	REB	AVG.	PF-DQ	AST	TO	BLK	STL	PTS	AVG.
1984-85	34	119-242	.492	--	--	41-68	.603	240	7.1	98-3	17	55	13	14	279	8.2
1985-86	33	139-274	.507	--	--	82-108	.759	234	7.1	69-1	29	58	60	54	360	10.9
1986-87	31	208-383	.543	2-7	.286	120-150	.800	293	9.5	84-3	25	69	30	42	538	17.4
1987-88	20	142-286	.497	2-11	.182	86-103	.835	183	9.2	53-3	20	50	9	19	372	18.6
Totals	118	608-1185	.513	4-18	.222	329-429	.767	950	8.1	304-10	91	228	59	62	1549	13.1



9. Marquis Daniels • Forward, 6-6, 200, Orlando, FL (Mt. Zion Christian Academy, NC)

Year	G	FG-A	PCT.	3FG-A	PCT.	FT-A	PCT.	REB	AVG.	PF-DQ	AST	TO	BLK	STL	PTS	AVG.
1999-2000	17	32-72	.444	3-15	.200	10-20	.500	45	2.6	16-0	8	22	2	5	77	4.5
2000-01	32	206-395	.522	11-48	.229	80-124	.624	223	7.0	107-6	50	76	23	71	503	15.7
2001-02	28	115-260	.442	22-62	.355	73-115	.635	148	5.3	75-1	116	99	6	54	325	11.6
2002-03	34	244-476	.513	30-98	.306	107-159	.673	210	6.2	68-0	113	102	8	78	625	18.4
Totals	111	597-1203	.496	66-223	.296	270-418	.646	626	5.6	266-7	287	188	39	116	1530	13.8



10. Scott Pohlman • Guard, 6-2, 170, Roswell, GA (Roswell)

Year	G	FG-A	PCT.	3FG-A	PCT.	FT-A	PCT.	REB	AVG.	PF-DQ	AST	TO	BLK	STL	PTS	AVG.
1997-98	30	108-293	.369	53-162	.327	49-59	.831	78	2.6	66-3	44	71	1	35	318	10.6
1998-99	33	129-317	.407	62-160	.387	69-80	.863	72	2.2	61-0	53	31	0	31	389	11.8
1999-2000	34	117-326	.359	49-155	.316	52-68	.765	80	2.4	61-1	53	46	5	22	335	9.9
2000-01	32	144-338	.426	42-132	.318	70-86	.814	69	2.2	45-0	55	40	2	28	400	12.5
Totals	129	498-1274	.391	206-609	.339	240-293	.819	299	2.3	233-4	205	188	8	116	1442	11.2



11. DeWayne Reed • Guard, 6-1, 175, Houston, TX (Wheatley)

Year	G-GS	FG-A	PCT.	3FG-A	PCT.	FT-A	PCT.	REB	AVG.	PF-DQ	AST	TO	BLK	STL	PTS	AVG.
2006-07	31-13	53-151	.351	27-81	.333	35-47	.745	54	1.7	59-1	93	78	6	41	168	5.4
2007-08	30-23	84-243	.346	43-145	.297	57-98	.582	74	2.5	63-1	111	95	6	59	268	8.9
2008-09	36-32	156-403	.387	65-199	.327	97-157	.618	92	2.6	80-3	134	92	15	67	474	13.2
2009-10	32-32	167-426	.392	49-150	.327	135-190	.711	83	2.6	69-3	139	102	7	43	518	16.2
Totals	129-100	460-1223	.376	184-575	.320	324-492	.659	303	2.3	271-8	477	367	34	210	1428	11.1




12. Rasheem Barrett • Guard, 6-5, 220, Atlanta, GA (Marist)

Year	G	FG-A	PCT.	3FG-A	PCT.	FT-A	PCT.	REB	AVG.	PF-DQ	AST	TO	BLK	STL	PTS	AVG.
2005-06	28	110-237	.464	39-100	.390	52-69	.754	84	3.0	66-2	43	67	2	23	311	11.1
2006-07	32	132-349	.378	46-155	.297	41-61	.672	125	3.9	57-2	73	66	6	36	351	11.0
2007-08	30	164-369	.444	46-137	.336	33-47	.702	121	4.0	58-0	66	58	4	25	407	13.6
2008-09	33	128-299	.428	26-80	.325	45-60	.750	115	3.5	56-1	47	48	2	29	327	9.9
Totals	123	534-1254	.426	157-472	.333	171-237	.722	445	3.6	237-5	229	239	14	113	1396	11.3




13. Frank Ford • Guard/Forward, 6-4, 220, Kissimmee, FL (Osceola)

Year	G	FG-A	PCT.	3FG-A	PCT.	FT-A	PCT.	REB	AVG.	PF-DQ	AST	TO	BLK	STL	PTS	AVG.
1983-84	31	97-222	.437	--	--	38-55	.691	108	3.5	45-0	75	86	1	31	232	7.5
1984-85	34	161-291	.553	--	--	70-113	.619	163	4.8	58-1	59	59	7	37	392	11.5
1985-86	33	153-281	.544	--	--	60-83	.723	146	4.4	56-1	68	39	4	39	366	11.1
1986-87	31	148-309	.479	10-35	.286	93-135	.689	187	6.0	80-3	75	62	4	39	399	12.9
Totals	129	559-1103	.507	10-35	.286	261-386	.676	604	4.7	239-5	277	246	15	146	1389	10.8




14. Aaron Swinson • Forward/Center, 6-5, 230, Brunswick, GA (Brunswick)

Year	G	FG-A	PCT.	3FG-A	PCT.	FT-A	PCT.	REB	AVG.	PF-DQ	AST	TO	BLK	STL	PTS	AVG.
1991-92	27	157-267	.588	0-1	.000	72-127	.567	203	7.5	72-0	28	75	13	30	386	14.3
1992-93	27	183-305	.600	0-1	.000	55-93	.591	207	7.7	58-1	28	64	4	21	421	15.6
1993-94	28	234-371	.631	0-2	.000	111-161	.689	226	8.1	74-1	30	59	6	14	579	20.7
Totals	82	574-943	.609	0-4	.000	238-381	.625	636	7.8	204-2	86	198	23	65	1386	16.9




15. Lee DeFore • Forward, 6-6, 210, Atlanta, GA (Sylvan)

Year	G	FG-A	PCT.	3FG-A	PCT.	FT-A	PCT.	REB	AVG.	PF-DQ	AST	TO	BLK	STL	PTS	AVG.
1963-64	23	168-351	.478	--	--	72-90	.800	176	7.7	72	--	--	--	--	408	17.7
1964-65	23	145-326	.444	--	--	73-92	.793	144	6.3	70	--	--	--	--	363	15.8
1965-66	26	241-516	.467	--	--	133-156	.853	249	9.5	73	--	--	--	--	615	23.7
Totals	72	554-1193	.464	--	--	278-338	.822	569	7.8	215	--	--	--	--	1386	19.0




16. Gary Redding • Forward, 6-6, 185, Atlanta, GA (Price)

Year	G	FG-A	PCT.	3FG-A	PCT.	FT-A	PCT.	REB	AVG.	PF-DQ	AST	TO	BLK	STL	PTS	AVG.
1972-73	26	120-278	.432	--	--	58-90	.644	214	8.2	60	39	--	--	--	298	11.5
1973-74	26	117-297	.393	--	--	79-98	.806	246	9.4	56	30	--	--	--	313	12.0
1974-75	26	159-309	.515	--	--	63-80	.788	263	10.1	72	40	--	--	--	381	14.7
1975-76	26	139-265	.525	--	--	64-87	.736	213	8.2	64	29	--	--	--	342	13.2
Totals	104	535-1149	.466	--	--	264-355	.744	936	9.0	252	138	--	--	--	1334	12.8

**17. Doc Robinson • Guard, 6-2, 180, Selma, AL (Selma)**


Year	G	FG-A	PCT.	3FG-A	PCT.	FT-A	PCT.	REB	AVG.	PF-DQ	AST	TO	BLK	STL	PTS	AVG.
1996-97	31	70-189	.370	16-56	.286	35-46	.761	89	2.9	48-0	96	54	1	31	191	6.2
1997-98	30	140-358	.391	43-127	.339	49-64	.766	110	3.7	55-2	131	93	6	35	372	12.4
1998-99	33	137-303	.452	37-109	.339	67-86	.779	87	2.6	58-0	166	68	3	47	378	11.5
1999-2000	34	139-345	.403	50-142	.352	63-81	.778	103	3.0	48-0	175	66	4	40	391	11.5
Totals	128	486-1195	.407	146-434	.336	214-277	.773	389	3.0	209-2	568	281	14	153	1332	10.4

**18. Stan Pietkiewicz • Guard, 6-5, 200, Winter Park, FL (Winter Park)**


Year	G	FG-A	PCT.	3FG-A	PCT.	FT-A	PCT.	REB	AVG.	PF-DQ	AST	TO	BLK	STL	PTS	AVG.
1974-75	25	100-233	.429	--	--	41-52	.788	71	2.8	55-0	52	--	--	--	241	9.6
1975-76	25	112-243	.461	--	--	28-40	.700	67	2.7	56-1	86	--	--	--	252	10.1
1976-77	23	106-219	.484	--	--	44-51	.863	61	2.7	41-0	90	--	--	--	256	11.1
1977-78	27	194-380	.511	--	--	128-146	.877	96	3.6	64-2	128	--	--	--	516	19.1
Totals	100	512-1075	.476	--	--	241-289	.834	295	3.0	216-3	356	--	--	--	1265	12.7

**19. Frank Tolbert • Guard, 6-6, 210, River Falls, AL (Red Level)**


Year	G	FG-A	PCT.	3FG-A	PCT.	FT-A	PCT.	REB	AVG.	PF-DQ	AST	TO	BLK	STL	PTS	AVG.
2004-05	30	73-172	.424	18-55	.327	44-68	.647	90	3.0	110-8	29	60	15	22	208	6.9
2005-06	28	90-209	.431	27-75	.360	48-83	.578	99	3.5	90-7	35	73	23	37	255	9.1
2006-07	32	128-268	.478	38-101	.376	83-116	.716	155	4.8	118-8	49	73	20	42	377	11.8
2007-08	30	134-312	.429	32-102	.314	102-134	.761	155	5.2	109-5	67	76	14	46	402	13.4
Totals	120	425-961	.442	115-333	.345	277-401	.691	499	4.2	427-28	180	282	72	147	1242	10.4

**20. Darrell Lockhart • Forward/Center, 6-9, 235, Thomaston, GA (Robert E. Lee)**

Year	G	FG-A	PCT.	3FG-A	PCT.	FT-A	PCT.	REB	AVG.	PF-DQ	AST	TO	BLK	STL	PTS	AVG.
1979-80	28	99-211	.469	--	--	48-68	.706	151	5.4	69-2	38	--	8	16	246	8.8
1980-81	27	134-244	.549	--	--	34-47	.723	173	6.4	91-4	46	51	9	10	302	11.2
1981-82	28	142-256	.555	--	--	40-51	.784	160	5.7	89-5	25	64	21	22	324	11.6
1982-83	28	162-297	.545	--	--	40-53	.755	153	5.5	83-5	29	64	16	12	364	13.0
Totals	111	537-1008	.533	--	--	162-219	.740	637	5.7	332-16	138	179	54	60	1236	11.1

**21. Wes Flanigan • Guard, 6-1, 180, Little Rock, AR (Parkview)**

Year	G	FG-A	PCT.	3FG-A	PCT.	FT-A	PCT.	REB	AVG.	PF-DQ	AST	TO	BLK	STL	PTS	AVG.
1993-94	28	61-130	.469	1-13	.077	58-94	.617	47	1.7	72-5	137	22	1	9	181	6.5
1994-95	29	81-186	.435	15-57	.263	81-101	.802	68	2.3	56-0	84	58	3	24	258	8.9
1995-96	32	142-338	.420	26-97	.268	118-168	.702	100	3.1	73-2	214	41	2	18	428	13.4
1996-97	31	117-278	.421	26-97	.268	81-122	.664	76	2.5	65-3	138	93	2	39	341	11.0
Totals	120	401-952	.421	68-264	.258	338-485	.697	291	2.4	266-10	573	214	8	90	1208	10.1

**22. Charles Barkley • Center, 6-6, 265, Leeds, AL (Leeds)**


Year	G	FG-A	PCT.	3FG-A	PCT.	FT-A	PCT.	REB	AVG.	PF-DQ	AST	TO	BLK	STL	PTS	AVG.
1981-82	28	144-242	.595	--	--	68-107	.636	275	9.8	99-4	30	45	51	13	356	12.7
1982-83	28	161-250	.644	--	--	82-130	.631	266	9.5	102-9	49	80	45	32	404	14.4
1983-84	28	162-254	.638	--	--	99-145	.683	265	9.5	89-4	58	80	49	31	423	15.1
Totals	84	467-746	.626	--	--	249-382	.652	806	9.6	290-17	137	205	145	76	1183	14.1

**23. Korvotney Barber • Forward, 6-7, 225, Manchester, GA (Manchester)**

Year	G	FG-A	PCT.	3FG-A	PCT.	FT-A	PCT.	REB	AVG.	PF-DQ	AST	TO	BLK	STL	PTS	AVG.
2005-06	28	81-141	.574	0-0	.000	28-70	.400	134	4.8	80-3	12	51	43	17	190	6.8
2006-07	32	148-244	.607	0-0	.000	64-146	.438	212	6.6	92-3	35	71	55	15	360	11.3
2007-08	10	59-82	.720	0-0	.000	20-47	.426	69	6.9	26-0	8	21	13	8	138	13.8
2008-09	36	188-345	.545	0-0	.000	86-182	.473	347	9.6	104-0	34	82	44	24	462	12.8
Totals	106	476-812	.586	0-0	.000	198-445	.445	762	7.2	302-6	89	225	155	64	1150	10.8

**24. Lance Weems • Guard, 6-3, 195, Ashland, AL (Clay County)**

Year	G	FG-A	PCT.	3FG-A	PCT.	FT-A	PCT.	REB	AVG.	PF-DQ	AST	TO	BLK	STL	PTS	AVG.
1992-93	26	16-45	.356	9-26	.346	3-4	.750	25	1.0	27-0	26	23	0	8	44	1.7
1993-94	24	82-208	.394	45-126	.357	40-46	.870	60	2.5	52-1	67	20	0	8	249	10.4
1994-95	29	127-292	.435	78-195	.400	50-64	.781	97	3.3	67-1	70	77	1	32	382	13.2
1995-96	32	149-370	.403	108-279	.387	24-34	.706	116	3.6	70-0	55	19	0	11	430	13.4
Totals	111	374-915	.409	240-626	.383	117-148	.791	298	2.7	216-2	218	139	1	59	1105	10.0




25. Frankie Sullivan • Guard, 6-1, 206, Uniontown, AL (R.C. Hatch)


Year	G-GS	FG-A	PCT.	3FG-A	PCT.	FT-A	PCT.	REB	AVG.	PF-DQ	AST	TO	BLK	STL	PTS	AVG.
2008-09	34-1	85-210	.405	41-124	.331	46-61	.754	66	1.9	74-0	46	37	4	39	257	7.6
2009-10	31-30	125-290	.431	63-170	.371	80-94	.851	116	3.7	98-6	62	51	7	59	393	12.7
2010-11	6-4	13-36	.361	8-28	.286	15-19	.789	7	1.2	9-0	18	7	0	15	49	8.2
2011-12	31-27	126-329	.383	60-189	.317	80-114	.702	121	3.9	75-1	71	50	6	44	392	12.6
Totals	102-62	349-865	.403	172-511	.337	221-288	.767	310	3.0	256-7	197	145	17	157	1091	10.7

**26. Bryant Smith • Forward, 6-5, 195, Huntsville, AL (Butler)**


Year	G	FG-A	PCT.	3FG-A	PCT.	FT-A	PCT.	REB	AVG.	PF-DQ	AST	TO	BLK	STL	PTS	AVG.
1995-96	29	34-79	.430	19-40	.475	16-28	.571	58	2.0	24-1	12	3	2	6	103	3.6
1996-97	31	83-206	.403	37-126	.294	47-69	.681	131	4.2	56-2	33	44	1	53	250	8.1
1997-98	28	130-257	.506	12-57	.211	99-149	.664	185	6.6	58-0	64	51	10	67	371	13.3
1998-99	33	134-295	.454	19-70	.271	76-125	.608	203	6.2	57-0	43	49	2	53	363	11.0
Totals	121	381-837	.455	87-293	.297	238-371	.642	577	4.8	195-3	152	147	15	179	1087	9.0

**27. Bubba Price • Guard, 6-3, 175, Birmingham, AL (Carver)**


Year	G	FG-A	PCT.	3FG-A	PCT.	FT-A	PCT.	REB	AVG.	PF-DQ	AST	TO	BLK	STL	PTS	AVG.
1976-77	25	50-113	.442	--	--	20-35	.571	32	1.3	46-2	23	--	--	--	120	4.8
1977-78	26	81-181	.448	--	--	29-49	.592	57	2.2	83-5	109	--	--	--	191	7.3
1978-79	29	181-390	.464	--	--	97-123	.789	99	3.4	93-5	120	--	--	--	459	15.8
1979-80	28	123-267	.461	--	--	59-83	.711	72	2.6	64-3	72	--	--	--	305	10.9
Totals	108	435-951	.457	--	--	205-290	.707	260	2.4	286-15	324	--	--	--	1075	10.0

**28. Derrick Dennison • Forward/Guard, 6-3, 190, Atlanta, GA (Douglass)**

Year	G	FG-A	PCT.	3FG-A	PCT.	FT-A	PCT.	REB	AVG.	PF-DQ	AST	TO	BLK	STL	PTS	AVG.
1986-87	18	17-28	.607	6-10	.600	4-4	1.000	10	0.6	11-0	11	14	3	1	44	2.4
1987-88	30	78-158	.494	16-45	.356	25-35	.714	78	2.6	62-1	35	47	10	25	197	6.6
1988-89	28	138-313	.441	26-84	.310	47-66	.712	117	4.2	82-3	119	108	15	44	349	12.5
1989-90	30	182-392	.464	27-79	.342	89-117	.761	131	4.4	94-2	73	107	11	54	480	16.0
Totals	106	415-891	.466	75-218	.344	165-222	.743	336	3.2	249-6	238	276	39	124	1070	10.1

**29. Pat Burke • Center, 6-11, 250, Cape Coral, FL (Mariner)**

Year	G	FG-A	PCT.	3FG-A	PCT.	FT-A	PCT.	REB	AVG.	PF-DQ	AST	TO	BLK	STL	PTS	AVG.
1993-94	28	48-100	.480	0-1	.000	16-32	.500	82	2.9	55-4	14	18	8	2	112	4.0
1994-95	29	107-201	.532	3-9	.333	43-67	.642	139	4.8	53-0	29	53	29	27	260	9.0
1995-96	32	138-287	.481	13-54	.241	63-97	.649	278	8.7	86-3	28	39	11	8	352	11.0
1996-97	31	128-270	.474	4-26	.154	80-124	.645	216	7.0	76-1	88	88	33	28	340	11.0
Totals	120	421-858	.491	20-90	.222	202-320	.631	715	6.0	270-8	159	198	81	65	1064	8.9

**30. Marco Killingsworth • Forward, 6-7, 235, Montgomery, AL (Central Park Christian Academy)**

Year	G	FG-A	PCT.	3FG-A	PCT.	FT-A	PCT.	REB	AVG.	PF-DQ	AST	TO	BLK	STL	PTS	AVG.
2001-02	28	90-170	.529	1-5	.299	38-73	.521	117	4.2	81-4	24	49	11	8	219	7.8
2002-03	34	170-309	.550	13-36	.361	98-143	.685	219	6.4	97-4	33	98	10	18	451	13.3
2003-04	27	145-247	.587	4-10	.400	77-120	.642	187	6.9	74-1	28	68	16	21	371	13.7
Totals	89	405-726	.558	18-48	.375	213-336	.634	523	5.9	252-9	85	215	37	47	1041	11.7

**31. Franklin Williams • Forward, 6-6, 215, Headland, AL (Headland)**


Year	G	FG-A	PCT.	3FG-A	PCT.	FT-A	PCT.	REB	AVG.	PF-DQ	AST	TO	BLK	STL	PTS	AVG.
1994-95	29	75-142	.528	9-27	.333	66-89	.742	127	4.4	86-4	33	62	4	16	225	7.8
1995-96	32	115-17	.530	32-68	.471	71-106	.670	154	4.8	70-1	35	29	0	6	333	10.4
1996-97	31	80-179	.447	33-86	.384	53-77	.688	131	4.2	61-1	25	57	3	21	246	7.9
1997-98	30	73-182	.401	31-91	.341	46-74	.622	113	3.8	71-2	35	71	6	21	223	7.4
Totals	122	343-720	.476	105-272	.386	236-346	.682	525	4.3	288-8	128	219	13	64	1027	8.4

**32. Bill Alexander • Center, 6-6, 215, Cherokee, AL (Cherokee Vocational)**

Year	G	FG-A	PCT.	3FG-A	PCT.	FT-A	PCT.	REB	AVG.	PF-DQ	AST	TO	BLK	STL	PTS	AVG.
1967-68	25	125-257	.486	--	--	85-143	.594	186	7.4	84	26	--	--	--	335	13.4
1968-69	25	126-238	.529	--	--	85-132	.644	184	7.4	91	22	--	--	--	337	13.4
1969-70	26	141-271	.520	--	--	72-134	.537	316	12.1	78	19	--	--	--	354	13.6
Totals	76	392-766	.511	--	--	242-409	.591	686	8.9	253	67	--	--	--	1026	13.4

**33. Earl Banks • Forward, 6-7, 220, Birmingham, AL (Holy Family)**

Year	G	FG-A	PCT.	3FG-A	PCT.	FT-A	PCT.	REB	AVG.	PF-DQ	AST	TO	BLK	STL	PTS	AVG.
1977-78	27	64-138	.464	--	--	36-54	.667	173	6.4	98-11	4	--	--	--	164	6.1
1978-79	29	141-284	.496	--	--	35-56	.625	205	7.1	105-7	11	--	--	--	317	10.9
1979-80	28	86-173	.497	--	--	31-55	.564	164	5.9	90-3	13	--	--	--	203	7.3
1980-81	27	140-248	.565	--	--	40-69	.580	188	7.0	95-4	17	--	--	--	320	11.9
Totals	111	431-843	.511	--	--	142-234	.607	730	6.6	388-25	45	--	--	--	1004	9.0





Auburn Cheerleaders-need

Front Row (to r): Amy Henderson, Anna Walraven, Katy South, Shelton Godwin, Jocelyn Amoo, Mary Grace Downs, Lucy Mashburn, Mary Catherine Cochran, Abby Hamann, and Caroline Dunklin. Back Row, left to right: Jesse Teel (Mic-Man), Keith Jones, Loderic Rose, Will Bryan (Head Cheerleader), Jordan Taylor, Morgan Bandy, Taylor Sims, Leighton Weaver, Matt Morris, Parker Pursell, Ben Baber, and Aubie. Spirit Coordinator: Latisha Durroh





Auburn Tiger Paws-need

Front Row (l to r): Ally Flowers, Katrina Lark, Abigail Waits, Hannah Parker. Middle: Ashley Willis, Amy Liefer, Shannon Briggs, Alexis Tringas, Zana Flatt. Back: Holland Brown, Breanna Burkes, Abby Hilson, Meg McGuffin, Isabelle Crouch, Darby Harris, Mikyle Crockett. Coaches: Helen Baggett & Taylor Yates



