

A



5 JADEN SHACKELFORD

14 KEON ELLIS

0 NOAH GURLEY

13 JAHVON QUINERLY

2021-22 ALABAMA BASKETBALL  
**MEDIA GUIDE**





**NOAH GURLEY**  
**FORWARD** Gr. • 6-8 • 215  
 Fayetteville, Ga.  
 (Furman/Fayette County HS)




**JUSAUN HOLT**  
**GUARD** Fr. • 6-6 • 190  
 Tacoma, Wash.  
 (St. Francis Day School)



**DARIUS MILES**  
**FORWARD** So. • 6-6 • 185  
 Washington, D.C.  
 (IMG Academy)



**JD DAVISON**  
**GUARD** Fr. • 6-3 • 195  
 Lathatchee, Ala.  
 (Calhoun HS)



**JUWAN GARY**  
**FORWARD** So. • 6-6 • 218  
 Columbia, S.C.  
 (West Charlotte HS)



**JADEN SHACKELFORD**  
**GUARD** Jr. • 6-3 • 200  
 Hesperia, Calif.  
 (Hesperia HS)




**CHARLES BEDIAKO**  
**CENTER** Fr. • 7-0 • 225  
 Brampton, Ontario  
 (IMG Academy)



**DELANEY HEARD**  
**GUARD** So. • 6-3 • 198  
 Canton, Ga.  
 (Oak Hill Academy)



**JAHVON QUINERLY**  
**GUARD** Jr. • 6-1 • 175  
 Hackensack, N.J.  
 (Villanova/Hudson Catholic HS)




**KEON ELLIS**  
**GUARD** Sr. • 6-6 • 175  
 Eustis, Fla.  
 (Florida SW State/Leesburg HS)



**TYLER BARNES**  
**FORWARD** Gr. • 6-8 • 210  
 Louisville, Ky.  
 (St. Xavier HS)




**BRITTON JOHNSON**  
**GUARD** Sr. • 6-4 • 185  
 Mountain Brook, Ala.  
 (Mountain Brook HS)



**KEON AMBROSE-HYLTON**  
**FORWARD** So. • 6-8 • 215  
 Toronto, Ontario  
 (Andrews Osborne Academy)



**JADEN QUINERLY**  
**GUARD** So. • 6-0 • 155  
 Hackensack, N.J.  
 (Ramsey HS)



**NIMARI BURNETT**  
**GUARD** So. • 6-4 • 190  
 Chicago, Ill.  
 (Texas Tech/Prolific Prep)



**ADAM COTTRELL**  
**GUARD** Jr. • 6-3 • 200  
 Flowery Branch, Ga.  
 (Lakeview Academy)



**JAMES ROJAS**  
**FORWARD** Sr. • 6-8 • 220  
 Jamestown, N.Y.  
 (Hutchinson CC/Jamestown HS)



**ALEX TCHIKOU**  
**FORWARD** R-Fr. • 6-11 • 230  
 Paris France  
 (Dream City Christian HS)




**NATE OATS**  
**HEAD COACH**  
 3rd Season



**CHARLIE HENRY**  
**ASSISTANT COACH**  
 3rd Season



**BRYAN HODGSON**  
**ASSISTANT COACH**  
 3rd Season



**ANTOINE PETTWAY**  
**ASSISTANT COACH**  
 11th Season

## TABLE OF CONTENTS

### INTRODUCTION

TV/Roster	1
Table of Contents	2
Schedule / Media Policies / Quick Facts	3
Quick Facts / Team Information	3
Athletics Communications Personnel	3
The University of Alabama	4-6
President Dr. Stuart Bell	7
On Campus	8-9
Top Ranked	10-11
Director of Athletics Greg Byrne	12
Senior Athletics Staff	13
Coleman Coliseum	14-16
Crimson Tide Sports Network	17
Southeastern Conference	18

### 2021-22 SEASON PREVIEW

2021-22 Preseason Notes	20-21
2021-22 Roster Breakdown	22-23
2021-22 Opponent Information	24-28

### THE COACHES AND STAFF

Head Coach Nate Oats	30-32
Charlie Henry	33
Bryan Hodgson	34
Antoine Pettway	35
Adam Bauman	36
Alex Accetta	36
Donovan Kates	37
Derek Rongstad	37
Christian Pino	38
Dr. Arnie Guin	38
Mike Snowden	39
Clarke Holter	39
Support Staff	40

### THE PLAYERS

Keon Ambrose-Hylton	42-43
Tyler Barnes	44
Nimari Burnett	45
Keon Ellis	46-47
Juwan Gary	48-49
Noah Gurley	50
Britton Johnson	51
Darius Miles	52-53
Jahvon Quinerly	54-55
James Rojas	56-57
Jaden Shackelford	58-59
Charles Bediako	60
JD Davison	60
Jusaun Holt	61
Alex Tchikou	61
Adam Cottrell	62
Delany Heard	62
Jaden Quinerly	62

### 2020-21 YEAR IN REVIEW

Season Notes	64-65
Results	66
Season Stats	67-69
Game Summaries	70-78

### RECORDS & HISTORY

Records Reference	80
Scoring Records	81-83
1,000-Point Scorers	84-87
Individual Records	88-93
Team Records	94-96
100-Point Games	97
Overtime Games	98
Coleman Coliseum Records	99
Coaching Records	100
All-Americans	101-104
SEC Honors	105-106
Academic Honors	107
Yearly Records	108-109
Year-by-Year Leaders	110-114
Yearly Results	115-132
Series Histories	133-146
Letterwinners	147-149
All-Time Starters	150-152
NBA History	153-161
USA Basketball	162

### POSTSEASON HISTORY

NCAA Results	164
NCAA Records	165
NCAA Box Scores	166-171
NIT Results	172
NIT Records	173
2022 NCAA Tournament Bracket	174

## 2021-22 ALABAMA COACHING AND SUPPORT STAFF

Nate Oats (Maranatha Baptist, 1998)	Head Coach
Charlie Henry (Madonna University, 2009)	Assistant Coach
Bryan Hodgson (Fredonia State, 2010)	Assistant Coach
Antoine Pettway (Alabama, 2004)	Assistant Coach
Adam Bauman	Director of Scouting and Analytics
Donovan Kates	Special Assistant to the Head Coach
Alex Accetta	Director of Operations
Derek Rongstad	Director of Video Services
Christian Pino	Director of Player Development
Mike Snowden	Strength and Conditioning
Clarke Holter	Athletic Trainer
Dr. Arnie Guin	Director of Athletic Culture/Mental Skills Coach
J Batt	Deputy AD/Sport Oversight
Amanda Branson	Nutritionist
Scotty Hollins	Team Chaplin
Aaron Jordan	Communications
Brittany Price	Academics
Garrett Walker	Equipment
Rachel Releford	Administrative Assistant

## ALABAMA ATHLETICS COMMUNICATIONS STAFF

Department Phone: (205) 348-6084  
 Department Fax: (205) 348-8841

### Director of Athletics Communications:

Aaron Jordan (Primary Contact)  
 Phone: (205) 913-1979  
 e-mail: ajordan@ia.ua.edu

### Assistant Director of Athletics Communications:

Stephanie Withey (Secondary Contact)  
 Phone: (864) 380-3852  
 e-mail: swithey@ia.ua.edu

### Deputy Athletics Director, Athletics External/ Communications:

Jessica Paré  
 e-mail: jpare@ia.ua.edu

### Assistant Athletics Director, Football Communications:

Josh Maxson  
 e-mail: jmaxson@ia.ua.edu

### Associate Director of Athletics Communications:

Roots Woodruff  
 e-mail: rwoodruff@ia.ua.edu

### Assistant Director of Athletics Communications:

Alex Thompson  
 e-mail: athompson@ia.ua.edu

### Assistant Director of Athletics Communications:

Nathan Sheehan  
 e-mail: nsheehan@ia.ua.edu

### Assistant Director of Athletics Communications:

Cami Moore  
 e-mail: cmmoore@ia.ua.edu

### Webmaster:

Alia Humphres  
 e-mail: ahumphres@ia.ua.edu

### Administrative Assistant:

Mandy Stewart  
 e-mail: mstewart@ia.ua.edu

## CREDITS

The 2021-22 University of Alabama Men's Basketball Media Guide was produced by the staff of the UA Athletics Communications Office. The publication was written and edited by Aaron Jordan. Editorial assistance provided by Alex Thompson and Stephanie Withey. Cover design by Crimson Tide Productions. Photography by UA Athletics Director of Photography Kent Gidley and his staff. Special thanks to the Crimson Tide coaching staff, to the teams of the NBA for their photography assistance and the staff of the SEC office. Copyright 2021 by the Board of Trustees of The University of Alabama. "Roll Tide," "Crimson Tide," "Bama," and the primary and secondary logos are registered trademarks of The University of Alabama.

## 2021-22 SCHEDULE

DATE	OPPONENT	TIME	TV	LOCATION
Nov. 9	LOUISIANA TECH	8 p.m.	SEC Network	TUSCALOOSA
Nov. 12	SOUTH DAKOTA STATE	7 p.m.	SEC Network+	TUSCALOOSA
Nov. 16	SOUTH ALABAMA	6:30 p.m.	SEC Network+	TUSCALOOSA
Nov. 19	OAKLAND	7 p.m.	SEC Network+	TUSCALOOSA
Nov. 25	vs. Iona <sup>1</sup>	4 p.m.	ESPN/ESPN2	Orlando, Fla.
Nov. 26	vs. Belmont/Drake <sup>1</sup>	TBD	ESPN/ESPN2/ESPNU	Orlando, Fla.
Nov. 28	vs. TBA <sup>1</sup>	TBD	ESPN/ESPN2/ESPNU	Orlando, Fla.
Dec. 4	vs. Gonzaga <sup>2</sup>	7 p.m.	ESPN2	Seattle, Wash.
Dec. 11	HOUSTON	9 p.m.	ESPN2	TUSCALOOSA
Dec. 14	at Memphis	8 p.m.	ESPN2	Memphis, Tenn.
Dec. 18	JACKSONVILLE STATE	7:30 p.m.	SEC Network	TUSCALOOSA
Dec. 21	vs. Colorado State <sup>3</sup>	6 p.m.	SEC Network+	Birmingham, Ala.
Dec. 29	TENNESSEE*	8 p.m.	ESPN2	TUSCALOOSA
Jan. 5	at Florida*	6 p.m.	ESPN2/ESPNU	Gainesville, Fla.
Jan. 8	at Missouri*	2:30 p.m.	SEC Network	Columbia, Mo.
Jan. 11	AUBURN*	8 p.m.	ESPN/ESPN2/ESPNU	TUSCALOOSA
Jan. 15	at Mississippi State*	5 p.m.	SEC Network	Starkville, Miss.
Jan. 19	LSU*	6 p.m.	ESPN2	TUSCALOOSA
Jan. 22	MISSOURI*	5 p.m.	SEC Network	TUSCALOOSA
Jan. 25	at Georgia*	5:30 p.m.	SEC Network	Athens, Ga.
Jan. 29	BAYLOR <sup>4</sup>	3 p.m.	ESPN/ESPN2	TUSCALOOSA
Feb. 1	at Auburn*	8 p.m.	ESPN/ESPN2	Auburn, Ala.
Feb. 5	KENTUCKY*	7 p.m.	CBS	TUSCALOOSA
Feb. 9	at Ole Miss*	7:30 p.m.	SEC Network	Oxford, Miss.
Feb. 12	ARKANSAS*	11 a.m.	ESPN/ESPN2	TUSCALOOSA
Feb. 16	MISSISSIPPI STATE*	6 p.m.	ESPN2/ESPNU	TUSCALOOSA
Feb. 19	at Kentucky*	12 p.m.	CBS	Lexington, Ky.
Feb. 22	at Vanderbilt*	8 p.m.	SEC Network	Nashville, Tenn.
Feb. 26	SOUTH CAROLINA*	5 p.m.	SEC Network	TUSCALOOSA
March 2	TEXAS A&M*	6 p.m.	SEC Network	TUSCALOOSA
March 5	at LSU*	11 a.m.	CBS	Baton Rouge, La.
March 9-13	at SEC Tournament			Tampa, Fla.

**Bold** denotes home game

All times Central and subject to change

<sup>1</sup> ESPN Events Invitational (ESPN Wide World of Sports Complex.)

<sup>2</sup> Battle in Seattle (Climate Pledge Arena)

<sup>3</sup> Birmingham, Ala. (Legacy Arena)

<sup>4</sup> SEC/Big 12 Challenge

\* SEC game

## MEDIA POLICIES

### Credentials

Media credentials are available only to working members of the media who represent accredited outlets actively covering the event. All credential requests must be made through Alabama's online credentialing system at [www.RollTide.com/Media](http://www.RollTide.com/Media). All credentials are held at media will call, which is located at the southeast corner of the Coliseum, facing the parking lot. Will call opens two hours prior to the start of the contest.

### Parking

A limited number of parking spaces outside Coleman Coliseum are available to the media on a priority basis. Because of limited space, parking requests should be submitted with credential requests.

### Crimson Tide Video FTP

Links to download footage for broadcast television use only will be emailed when footage is made available. For questions or to be added to the list, please contact Christopher England by e-mail at [cengland@ia.ua.edu](mailto:cengland@ia.ua.edu).

### Head Coach Nate Oats

All interview requests for head coach Nate Oats must be made through Aaron Jordan in the Alabama Athletics Communications Office. Oats will be made available to media prior to each game on most occasions, as well as postgame. Media who participate for pre- and postgame availabilities over a Zoom call will receive the link via email 24 hours prior to each media pregame and postgame availability.

### Student-Athletes

All interview requests for student-athletes must be made through Aaron Jordan in the Alabama Athletics Communications Office. Selected players will be made available via Zoom prior to each game, in addition to postgame on game days. The team locker room and media room is off limits to media at all times. Media members are not permitted to call or contact players via phone or social media outlets at any time.

### Practice Access

Practices are closed to the media and public for the 2021-22 season. Please contact the athletics communications office for obtaining practice video and photographer footage.

## QUICK FACTS

Location	Tuscaloosa, Ala.
Enrollment	38,320
Founded	April 12, 1831
Conference	Southeastern (West)
Colors	Crimson and White
Nickname	Crimson Tide
President	Dr. Stuart Bell
Director of Athletics	Greg Byrne
Faculty Athletics Representative	Dr. James King
Sport Administrator	J Batt
Arena	Coleman Coliseum (14,474)

### Coaching Staff

Head Coach	Nate Oats
Alma Mater	Maranatha Baptist, 1998
Record at Alabama	42-22 .656 (3rd Season)
Career Record	138-65 .680 (7th Season)
Assistant Coaches	Charlie Henry Bryan Hodgson Antoine Pettway
Director of Scouting & Analytics	Adam Bauman
Director of Operations	Alex Accetta
Special Asst. to the Head Coach	Donovan Kates
Director of Video Services	Derek Rongstad
Director of Player Development	Christian Pino
Strength and Conditioning	Mike Snowden
Athletic Trainer	Clarke Holter
Nutritionist	Amanda Branson
Mental Skills Coach	Dr. Arnie Guin
Graduate Managers	Jamie Baker, Ikenna Smart, Jackson Patton, Tayyab Zahid

### Team Information

2020-21 Record	26-7
2020-21 SEC Record	16-2
2021 Postseason	NCAA Tournament (Sweet 16)
Final Rankings (AP/Coaches)	No. 5/No. 5
2020-21 H/A/N Record	12-1/7-3/7-3
Starters Returning/Lost	1/4
Letterwinners Returning/Lost	10/6
Newcomers (including transfers)	5

### Program History

2020-21 Record	26-7
All-Time Record	1,717-1,068-1 (.616)
SEC Record	815-628 (.565)
SEC Regular Season Championships	8
SEC Tournament Record	70-53 (.569)
SEC Tournament Championships	7
NCAA Appearances	21 (21-21, .500)
NIT Appearances	16

### Athletics Communications

Director (Basketball Contact)	Aaron Jordan
Office	205-348-6084
Mobile	205-913-1979
E-mail	<a href="mailto:ajordan@ia.ua.edu">ajordan@ia.ua.edu</a>
Secondary Basketball Contact	Stephanie Withey
E-mail	<a href="mailto:swithey@ia.ua.edu">swithey@ia.ua.edu</a>
Fax	205-348-8841
Website	<a href="http://www.RollTide.com">www.RollTide.com</a>
Mailing Address	1201 Coliseum Drive - Room 170 Tuscaloosa, Ala. 35487





**University of  
Alabama System**  
*Individually Distinct. Altogether Stronger.*

# The Board of Trustees

THE UNIVERSITY OF ALABAMA • THE UNIVERSITY OF ALABAMA AT BIRMINGHAM • THE UNIVERSITY OF ALABAMA IN HUNTSVILLE • THE UAB HEALTH SYSTEM



**Finis E. St. John IV**  
CHANCELLOR



**W. Stancil Starnes**  
6TH CONGRESSIONAL DISTRICT,  
PRESIDENT PRO TEMPORE

With more than 70,000 students, 40,000 employees, and an economic impact exceeding \$10 billion annually, the University of Alabama System is Alabama's largest higher education enterprise, comprised of three of the most dynamic research universities in the South and a world-class medical center. A major driver for economic, intellectual and cultural growth, the UA System is governed by The Board of Trustees, whose members ensure the effective leadership, management, and oversight of our campuses, hospitals and clinics.



**Mike Brock**  
2ND CONGRESSIONAL DISTRICT



**Karen Brooks**  
7TH CONGRESSIONAL DISTRICT



**John England Jr.**  
7TH CONGRESSIONAL DISTRICT



**Ronald Gray**  
5TH CONGRESSIONAL DISTRICT



**Barbara Humphrey**  
7TH CONGRESSIONAL DISTRICT



**Vanessa Leonard**  
6TH CONGRESSIONAL DISTRICT




**W. Davis Malone III**  
2ND CONGRESSIONAL DISTRICT



**Evelyn VanSant Mauldin**  
4TH CONGRESSIONAL DISTRICT



**Harris Morrisette**  
1ST CONGRESSIONAL DISTRICT



**Scott Phelps**  
4TH CONGRESSIONAL DISTRICT



**William Sexton**  
5TH CONGRESSIONAL DISTRICT



**Marietta Urquhart**  
1ST CONGRESSIONAL DISTRICT



**Kenneth Vandervoort M.D.**  
3RD CONGRESSIONAL DISTRICT



**James Wilson III**  
3RD CONGRESSIONAL DISTRICT



**Kay Ivey**  
GOVERNOR, STATE OF ALABAMA,  
PRESIDENT EX-OFFICIO





DENNY CHIMES



# WHERE LEGENDS ARE MADE

# A



THE UNIVERSITY OF ALABAMA®

UA.EDU | #WHERELEGENDSAREMADE



## PRESIDENT DR. STUART R. BELL

Dr. Stuart R. Bell became the 29th president of The University of Alabama on June 18, 2015. Currently in his 7th year of leading the University, Dr. Bell previously served the Capstone for 16 years as a faculty member and then department head of mechanical engineering.

Under his leadership, the University developed and implemented a strategic plan, Advancing the Flagship, which promotes institutional progress with scholarship and teaching, research and creative activity, inclusion and diversity and the recruitment and retention of highly qualified faculty and staff. Since the plan's launch, UA has seen an increase in both student retention and graduation rates; has increased faculty headcount to support the University's instruction, research and service goals; has witnessed the growth of sponsored program awards crucial to direct learning and experience opportunities for students; and has benefited from three consecutive historic fundraising years. New interdisciplinary research centers have also been established and join many other programs on campus focused on solving critical, real-world challenges.

In September 2021, Dr. Bell announced the launch of The Rising Tide, the largest capital campaign in University and state history. The transformative fundraising campaign will serve as a catalyst for heightened enrollment, advanced research and creative endeavors and expanded opportunities for students to benefit from the premier educational, leadership and research opportunities available as part of the Alabama experience.

Prior to becoming UA's president, Dr. Bell was executive vice president and provost at Louisiana State University and served as both the chief academic officer and the chief operating officer. Before his time at LSU, Dr. Bell served the University of Kansas as dean of the School of Engineering.

With research concentrations in combustion engines, Dr. Bell has expertise in fuels for engines, innovative engine designs and modeling of engine and engine processes. He founded and directed UA's Center for Advanced Vehicle Technologies, an interdisciplinary research center producing new generations of engineers and scientists. Dr. Bell was also inducted as an Engineering Department Fellow by UA's department of mechanical engineering. He was awarded the Society of Automotive Engineer's Ralph Teetor Award for Outstanding Contributions to Research and Teaching and the T. Morris Hackney Faculty Leadership Award for the College of Engineering.

Dr. Bell was also honored with the Richard S. Woodbury Award from the American Society of Mechanical Engineers, was selected as a recipient of the Dwight Look College of Engineering Outstanding Alumni Award from Texas A&M University and was elected to the Academy of Distinguished Alumni in Mechanical Engineering at his alma mater. He also recently joined the 2021-2022 SEC Executive Committee.

An Abilene, Texas native, Dr. Bell earned a degree in nuclear engineering from Texas A&M in 1979. He earned his master's and doctoral degrees in mechanical engineering from the same university in 1981 and 1986, respectively.

It was also at Texas A&M that Dr. Bell met his wife, Susan. They are the proud parents of three adult children, Stuart, Stacy and Stephen and three delightful granddaughters and a grandson. Both of Dr. Bell's sons followed in his footsteps and are engineers. His daughter Stacy is a UA alumna.





# ON CAMPUS

NOT ALL LEGENDS WEAR SNEAKERS



The University of Alabama knows a thing or two about legends.

Legends have been made in our academic halls, on our athletic fields and courts, and through our endeavors to shape a better world through our teaching, research and service.

UA legends earn prestigious honors, such as Pulitzer Prizes, Emmy Awards, Heisman Trophies and Medals of Honor. They wear names like inventor, entrepreneur, best-selling author, pioneer, CEO, founder and national champion.

Here are just a few of our legends:

Best-selling authors: Harper Lee, "To Kill a Mockingbird"; Winston Groom, "Forrest Gump"; Kathryn Stockett, "The Help"; Mark Childress, "Crazy in Alabama"; and T.S. Stripling, "The Store."

CEO/Chairman of the Board/Executive Chairman/President/Senior Vice President/COO/Senior Director: Marillyn Hewson, Lockheed Martin (retired); W.W. Clements, Dr Pepper Company (retired); Sam DiPiazza, Mayo Clinic; Thom Rainer, Lifeway Christian Resources (retired); Vicki Hollub, Occidental Petroleum; Marie Robinson, Sysco Corporation; Nan Boden, Google.

Pioneers/Founders/Trailblazers: Millard Fuller, Habitat for Humanity; Jimmy Wales, Wikipedia; Joe Gibbs, Golf Channel; John Hendricks, Discovery Channel; Janet Gurwitch, Laura Mercier Cosmetics; Morris Dees, Southern Poverty Law Center; Autherine Lucy Foster; Wendell Hudson.

Science: Dr. Edward O. Wilson, biologist, researcher and two-time Pulitzer Prize-winning author; Robert Jemison Van de Graaff, scientist and inventor.


Film and Television: Chuck Gordon, producer of "Die Hard" movies and "Field of Dreams"; Sela Ward, television and film actress; Joe Scarborough, talk show host; Sonequa Martin-Green, actress; Jim Nabors, actor; Tom Cheronos, director of "Seinfeld"; Rece Davis, sports television journalist; Michael Luwoye, Broadway actor.

Journalism: Howell Raines, Pulitzer winner at The New York Times; John Cochran, prize-winning television journalist; Rece Davis, ESPN journalist.

It matters where you go to college. The University of Alabama is a leader among public universities in the enrollment of National Merit Scholars. The Fulbright Student Program recognizes UA as a top producer of Fulbright recipients. And for more than a decade, UA has ranked among the top six institutions for Goldwater Scholars.

Learn more about how you can become a legend at admissions.ua.edu. Read more about our legends at legends.ua.edu.

# ON YOUR CAMPUS...








# TOP RANKED

ONE OF AMERICA'S TOP-RANKED UNIVERSITIES



# ON YOUR CAMPUS...

- The Carnegie Foundation lists The University of Alabama among the top doctoral research universities in the United States. UA is included among R1: Doctoral Universities – Very High Research Activity status in the Carnegie Classification of Institutions of Higher Education.
- Fifty-nine students have been named Goldwater Scholars, including two in 2021.
- UA has produced a total of 15 Rhodes Scholars, 16 Truman Scholars, 36 Hollings Scholars and 16 Boren Scholars.
- Five UA students won Fulbright awards for 2021-2022. In February 2021, UA was recognized as a Top Producing Institution for Fulbright U.S. Students for the fifth time in six years.
- Thirty-six current UA faculty have received NSF CAREER Awards, the nation's most prestigious recognition of top-performing young scientists, in disciplines ranging from nanoscience and engineering to biological sciences. And 52 UA faculty researchers are in the National Academy of Inventors.
- The Culverhouse College of Business ranks No. 28 among public business schools and No. 44 overall by U.S. News and World Report.
- UA's School of Law ranks No. 25 overall and No. 9 among public universities on U.S. News and World Report's list of 2022 Best Law Schools.
- UA's Library and Information Studies program ranks No. 27 on U.S. News and World Report's list of the Best Library and Information Studies Programs.
- UA's Advertising and Public Relations Program was named a top-five finalist for Outstanding Education Program during the PRWeek Awards – the tenth time the program has been awarded this honor.
- UA senior Kathleen McManus was named PRWeek's 2021 Outstanding Student. McManus is the third student from the College of Communication and Information Sciences to win the award in the past four years that recognizes an undergraduate student for their outstanding display of a variety of public relations skills.





# GREG BYRNE

## DIRECTOR OF ATHLETICS



With more than 25 years of experience in sports administration, Alabama Director of Athletics Greg Byrne has built an impressive career highlighted by consistent competitive success, innovative strategies, vigorous fundraising and a strong emphasis on academic excellence and student-athlete enhancement.

Named Alabama's 17th Director of Athletics on January 17, 2017, he made an immediate impact on the Crimson Tide, developing and implementing both The Standard, a strategic plan outlining the mission statement and core values of Alabama Athletics, and The Crimson Standard, a 10-year, \$600 million capital initiative focused on the renovation of facilities and development of infrastructure.

Additionally, The Standard provides benchmarks in the areas of academics, student-athlete welfare, athletics success, financial resources, facilities, staffing and operating with integrity, while The Crimson Standard is designed to provide the foundation for future success in all aspects of the collegiate experience.

Under Byrne's leadership, the Crimson Tide has:

- Posted its highest finish in program history in the Learfield IMG College Directors' Cup at the conclusion of the 2020-21 season, placing seventh, as well as its second-highest finish at 14th following the 2017-18 season
- Added high-impact coaches Nate Oats (men's basketball), Brad Bohannon (baseball), Lindsey Devine (volleyball), Glenn Putyrae (rowing) and Margo Geer (men's and women's swimming & diving) to the Tide's lineup, all five of which made immediate impacts in lifting their respective programs up the national ladder
- Won the 2021 and 2018 College Football Playoff National Championship, earned a place in the CFP Championship Game in 2018, 2019 and 2021 and collected Southeastern Conference titles in football (2017, 2020), men's basketball (2021), gymnastics (2021), softball (2021, 2019) and men's indoor track & field (2018)
- Brought home individual and relay national titles in cross country, gymnastics, swimming & diving and track & field and produced more than 100 All-Americans in 12 different sports
- Earned over 40 CoSIDA Academic All-America certificates as well as some of the nation's top academic honors, including the NCAA Top 10 Award, the NCAA Elite 90 Award, CoSIDA Academic All-America of the Year, NCAA and SEC Postgraduate Scholarships
- Earned the H. Boyd McWhorter Male SEC Scholar-Athlete of the Year in 2017 and produced 14 SEC Scholar-Athletes of the Year in 10 different sports, including a conference-record eight during the 2019-20 academic year

Another hallmark of Byrne's career has been both building and enhancing facilities to championship levels. In his first four years at Alabama, the Tide:

- Raised more than \$300 million toward The Crimson Standard capital campaign, with over half of the 10-year goal completed in a little over two years

- Added a state-of-the-art, first-of-its-kind Sports Science Center featuring advanced treatment services and technology with spaces dedicated to cryotherapy, chiropractic care, stretch, massage, relaxation, recovery and mental health services
- Improved and renovated Bryant-Denny Stadium, including enhancements to all team and recruiting areas, renovations of multiple fan areas, including new Loge and sky boxes and a trio of club areas and an added student plaza
- Renovated and expanded the football team locker room, training room, equipment room and lobby within the Mal M. Moore Athletic Facility
- Added and renovated multiple areas of the John and Ann Rhoads Softball Stadium, with upgrades to the press box and clubhouse, the addition of a new umpire locker room, new restrooms and a new concessions building, as well as new hardscape for the plaza and entryway along first base
- Revitalized the Alabama Aquatic Center with a renovation that included the addition of an outdoor pool

In addition to his role as Director of Athletics, Byrne serves on several committees at both the conference and national levels including:

- United States Olympic & Paralympic Committee Collegiate Advisory Council
- Division I Men's Basketball Committee
- National Coalition of Minority Football Coaches Coalition Academy
- Served as president of the National Association of Collegiate Directors of Athletics in 2020

The son of Bill Byrne, whose long and highly successful career included 30 years as an athletics director, Greg Byrne has spent a lifetime around major college athletics. That background has allowed the younger Byrne to consistently develop and grow as a dynamic and impactful administrator with each new role he has undertaken, with career highlights prior to Alabama that include:

- Serving as the University of Arizona's Vice President for Athletics (2010-17) and Mississippi State University's Director of Athletics (2008-10), making Alabama the third NCAA Division I program he has led
- Fostering major improvements across the spectrum of sports at both Arizona and MSU, raising the bar to new heights when it came to student-athlete enhancement and academic success in preparation for life after sports
- More than \$140 million in construction and renovation of athletics facilities at Arizona
- Serving as the youngest athletics director in the SEC and the youngest to lead an athletic program at the NCAA Division I-A level while at Mississippi State where he oversaw the hiring of head football coach Dan Mullen and former head baseball coach and current Director of Athletics John Cohen
- Experience in the Southeastern Conference, having spent 2002-05 at the University of Kentucky as Associate Athletics Director for Development and Fundraising prior to serving as Associate Athletics Director for External Affairs at MSU from 2006-08 before becoming the Bulldogs' Director of Athletics
- Working at the Fiesta Bowl (1994-95), Oregon (1995-98) and Oregon State (1998-2002)

A native of Pocatello, Idaho, Byrne earned his bachelor's degree from Arizona State University in 1994 and his master's degree from Mississippi State University in 2009. Byrne is married to the former Regina Misa of Junction City, Ore., and the couple has two sons, Nick and Davis.



Greg Byrne and his wife, Regina, with sons Nick and Davis.



ATHLETICS ADMINISTRATION



**JEFF PURINTON**  
Executive Deputy Athletics Director



**J. BATT**  
Senior Deputy Athletics Director, Chief Operating Officer



**TIFFINI GRIMES**  
Senior Deputy Athletics Director, SWA/Chief Diversity Officer



**JESSICA PARE**  
Deputy Athletics Director, External



**MATT SELF**  
Deputy Athletics Director, Compliance and Support Services



**KYLE VASEY**  
Senior Associate Athletics Director, Chief Financial Officer



**DR. JAMES KING**  
Faculty Athletics Representative



**BURNS McNEILL**  
Senior Associate Athletics Director, Development



**JEFF ALLEN**  
Associate Athletics Director, Sports Medicine



**JUSTIN BRANT**  
Associate Athletics Director, Crimson Tide Productions



**CHRIS BESANCENEY**  
Associate Athletics Director, Ticketing and TIDE PRIDE



**MOLLY DOWD**  
Associate Athletics Director, Student Services



**RAND HARRIS**  
Associate Athletics Director, Information Technology



**ALLISON JEFFREYS**  
Associate Athletics Director, Human Resources



**BRAD LEDFORD**  
Associate Athletics Director, Strategic Marketing



**ELLIS PONDER**  
Associate Athletics Director, Football Chief Operating Officer



**BRANDON SEVEDGE**  
Associate Athletics Director, Facilities



**JEFF SPRINGER**  
Associate Athletics Director, Equipment Operations



**AARON VOLD**  
Associate Athletics Director, Development



**AMY WOODS**  
Associate Athletics Director, Athletics Controller




**CHRIS DARLING**  
Assistant Athletics Director, Development



**MICHAEL DEAN**  
Assistant Athletics Director, Compliance



**RILEY EDWARDS**  
Assistant Athletics Director, Compliance



**JUSTIN GUNTER**  
Assistant Athletics Director, Ticket Office



**RED LEONARD**  
Assistant Athletics Director, Event Management



**DANIEL LYERLY**  
Assistant Athletics Director, Video Services



**JOSH MAXSON**  
Assistant Athletics Director, Football Communications



**BRITTANY PRICE**  
Assistant Athletics Director, Academic Programs



**ALEX SEIVER**  
Assistant Athletics Director, Crimson Tide Productions



**SHAWN TEMPLETON**  
Assistant Athletics Director, Facilities



**BRENDA VAUGHN**  
Assistant Athletics Director, TIDE PRIDE





CRIMSON TIDE

# BASKETBALL

MAX EFFORT • CONTINUOUS GROWTH • SELFLESS LOVE



PLAYER LOCKER ROOM





The Crimson Tide basketball program already boasts one of the top competition venues in the nation and the team also has one of the finest basketball facilities in its possession. Housed behind a pair of elegant frosted glass doors emblazoned with the Tide's signature 'A' lies a state-of-the-art space that gives the current players everything they need for success on the court and in the classroom, while also providing a crown jewel for the program in attracting the nation's top talent.

Upon entering the facility in the southeast corner of Coleman Coliseum, players have a large, open and well-lit area furnished with tables, chairs, study carrels and computer work stations to pursue their academic course work with the same intensity and focus exhibited on the court. Adjacent to this area is the team's player lounge that features a more laid back environment, complete with oversized leather chairs and couches, a custom pool table and three large flat-screen televisions complete with videogame systems to allow the players to relax and enjoy each other's company. Additionally, the lounge features a nutrition area complete with a fully-stocked kitchen to help the team hydrate and nourish their bodies so they are able to train and compete at the highest level throughout the year.

The rest of the facility is all business with a circular film room featuring comfortable stadium seating angled around a large projection screen. The room is equipped with the finest suite of video analysis software and tools designed to give the Tide a competitive scouting advantage against every opponent on its schedule. Next to the team's film room is the heart of the facility, the Tide's locker room. With a similar circular design, the Tide's detailed lockers are constructed out of richly polished wood surrounded by an Alabama logo woven into the room's carpet. Each player has his own deep locker with adequate space to accommodate all his personal and athletic needs. A shower and restroom facility featuring detailed tile and fixtures were designed specifically for a basketball player's physique. There is an equally impressive locker room for coaches and staff members.

Just steps outside the locker room is the team's dedicated equipment room that gives each player easy access to his practice equipment and uniform. The equipment room also keeps a fully-stocked line of Nike shoes and performance apparel to ensure that each Tide player is outfitted in the finest equipment and athletic gear in the world.

As much as the player's comforts are taken care of the facility, the bumps and bruises that come along with playing in the Southeastern Conference are also addressed as a complete training room is enclosed within the facility's confines. The training room houses all of the team's medical needs with taping tables, evaluation stations and the most modern physical rehabilitation equipment available as well as a full-size cold tub and whirlpool to keep each player's body capable of performing at an elite level.


These various additions addresses the needs of the student-athlete devoting equal space to the team's academic, athletic and medical demands in a facility that is sure to give the current roster and generations of future UA players tools for everyday success.



**PLAYER ENTRANCE**




**LOUNGE & ENTERTAINMENT AREA**



**NUTRITION/KITCHEN AREA**



**FILM/VIDEO ROOM**



**ATHLETIC TRAINING**



**PRACTICE FACILITY**





## COLEMAN COLISEUM

Since 1968, Coleman Coliseum has served as the home court of the Crimson Tide basketball team and the vaunted structure has seen more than 500 Alabama wins under its distinctive arched roof.

Originally known as Memorial Coliseum, it remains one of college basketball's finest facilities and was decades ahead of its time when originally constructed at a cost of \$4.2 million. The structure occupies two acres of land, with the roof reaching 90 feet above the playing surface and almost 100,000 square feet of space in the main seating bowl. At its inception, the Coliseum's capacity of 15,032 was easily the biggest in the Southeastern Conference and the fifth-largest in the nation.

In 1988, the arena was re-dedicated as Coleman Coliseum in honor of Jeff Coleman, a longtime Crimson Tide historian, business manager and alumni director, who served on the committee that oversaw the Coliseum's planning and construction.

Coleman Coliseum saw its greatest transformation prior to the 2005-06 season, when the entire facility was updated in grand fashion. Behind a bold modernized facade, the interior lobbies and concourses were

expanded and upgraded along with offices, locker rooms and support facilities. In the main seating area, all theater style and many of them padded, welcomed raucous crowds along with a new club area along the east side of the court. The improvements didn't stop there, as the consistently evolving facility continues to receive upgrades each season to keep it at the forefront of the nation's basketball facilities. The most recent updates included a new state-of-the-art high-definition scoreboard hanging over center court and additional courtside seating to bring the facility's capacity to 14,474.

The Coliseum also features an auxiliary training facility that houses two full-size courts at the team's disposal for practices and individual workouts. The facility also includes state-of-the-art video, training, weight and equipment rooms.

In addition to Alabama's 17 NBA first-round draft picks, the Coliseum has welcomed some of the finest players in college basketball history.





**CRIMSON TIDE SPORTS NETWORK**



The Crimson Tide Sports Network (CTSN) will bring Alabama basketball to fans around the state by radio on the Crimson Tide Sports Network and to fans around the world, via the internet with a link through the Tide's official website RollTide.com and on XM Radio.

The CTSN's basketball crew includes Chris Stewart calling the play-by-play and former Tide player Bryan Passink providing color and analysis. Tom Stipe is the producer/engineer for the radio broadcast crew. Roger Hoover also handles sideline reporting for most of the broadcasts.

Alabama's basketball broadcasts are produced by the Crimson Tide Sports Network, the official multimedia rightsholder of Alabama Athletics. CTSN is headquartered in Tuscaloosa with Jim Carabin as its vice president/general manager. CTSN sales executives include Tom Brooks, Bill McDaniel, Luke Holcomb and Chris Hand.

Gameday coverage of Alabama basketball begins one hour before tipoff time and includes the pre-game comments of coach Nate Oats. After each game, the crew visits with coach Oats and an Alabama student-athlete who made an impact on the game.

**HEY, COACH!**

It's the greeting Alabama fans typically use to open the call: "Hey, Coach!" and that's also the name of CTSN's weekly call-in show. Coach Nate Oats joins the show during the basketball season to answer questions from Alabama fans on the phone and at the restaurant. The show will take place on Monday nights from 6-7 pm. CT beginning on Monday, Dec. 7. Roger Hoover plays host to the show live at Baumhower's Victory Grille in Tuscaloosa.

**THE NATE OATS SHOW**

Basketball fans get an insider's view each week during the season on "The Nate Oats Show." The Tide's head coach offers insight on Alabama's week, previewing the games ahead and reviewing recent games. Roger Hoover is the host of the 30-minute show. The show airs on Birmingham's WABM-68, Montgomery's WNCF-32, Tuscaloosa's WVUA, Huntsville's WZDX-54 and Cox Sports Television.

**TIDE TV THIS WEEK**

Alabama fans can see more of the Tide each week on CTSN's 30-minute weekly television show, "Tide TV This Week." Chris Stewart hosts this weekly look at all the Tide's teams, with emphasis on basketball from November through the NCAA Tournament. The show airs on WABM-68 in Birmingham, WVUA in Tuscaloosa, WNCF-32 in Montgomery, WAMY-8 in Huntsville and WJTC-44 in Mobile.

**2021-22 BASKETBALL NETWORK AFFILIATES**

Tuscaloosa (Flagship).....	WFFN-FM 95.3
Anniston .....	WHMA FM 95.3
Arab .....	WAFN FM 92.7
Ashland .....	WCKF FM 100.7
Birmingham.....	WENN AM 1320
Birmingham.....	WPYA FM 97.3
Birmingham.....	WBHJ HD-2 95.7
Birmingham.....	W261BX FM 100.1
Brewton .....	WKNU FM 106.3
Centre.....	WEIS AM 990
Centre.....	WEIS FM 100.5
Columbia, TN.....	WKOM FM 101.7
Columbus, GA.....	WIOL FM 95.7
Cowan, TN.....	WZYX AM 1440
Cullman .....	WFMH AM 1340
Decatur.....	WWTM AM 1400
Decatur.....	WWTM FM 94.3
Dothan.....	WBBK FM 93.1
Fayette.....	WLDX AM 990
Fayette.....	WLDX FM 97.1
Fayetteville, TN.....	WEKR AM 1240
Florence.....	WYKT FM 93.9
Ft. Walton Beach, FL.....	W259AN FM 103.7
Gadsden .....	WAAX AM 570
Gadsden .....	WAAX FM 101.9
Georgiana/Greenville.....	WFXX FM 107.7
Haleyville .....	WWWH FM 92.7
Hattiesburg, MS .....	WFOR AM 1400
Hattiesburg, MS .....	WFOR FM 92.7
Huntsville.....	WZZN FM 97.7
Linden/Demopolis.....	WINL FM 98.5
Mobile.....	WNSP FM 105.5
Monroeville.....	WMFC FM 99.3
Montgomery.....	WXFX HD-3 95.1-3
Montgomery.....	WXFX FM 95.1
Opelika/Auburn .....	WZMG AM 910
Pensacola, FL.....	WPNN AM 790
Pensacola, FL.....	WPNN FM 750
Russellville .....	WGOL AM 920
Russellville .....	WGOL FM 100.7
Scottsboro.....	WKEA FM 98.3
Selma .....	WDXX FM 100.1
Sylacauga.....	WFEB AM 1340
Sylacauga.....	WFEB FM 100.9
Tallassee .....	WTLS AM 1300
Tallassee .....	WTLS FM 106.5
Tuscaloosa .....	WFFN FM 95.3
Vernon .....	WJEC FM 106.5
West Point, GA .....	WCJM FM 100.9
West Point, GA .....	WPCH AM 1310
Winfield .....	WKXM FM 97.7



Alabama men's basketball broadcast crew (from left): sideline reporter Roger Hoover, color analyst Bryan Passink, play-by-play Chris Stewart and engineer/producer Tom Stipe.



## THE SOUTHEASTERN CONFERENCE

Throughout the history of men's college basketball, the Southeastern Conference has captured 11 NCAA Championships and four NIT titles, making the SEC one of the nation's top basketball conferences.

### THE NATION'S BEST COACHES

- Thirteen of the 14 SEC coaches have led their teams to the NCAA Tournament. The one not included in that list just completed his second season coaching collegiately and was previously named NBA G League Coach of the Year.
- Eleven SEC coaches have taken their teams to the Sweet 16.
- Nine SEC coaches have advanced to the Elite Eight.
- Six SEC coaches - Bruce Pearl, Tom Crean, John Calipari, Ben Howland, Frank Martin and Rick Barnes - have been head coaches in the Final Four with two winning national championships.

### THE NATION'S BEST PLAYERS

- 36 SEC players have been selected in the last three NBA Drafts.
- 19 SEC players have been selected in the first round of the last three NBA Drafts.
- 92 NBA Draft picks since 2010 are the most in the nation.
- 32 NBA Draft Lottery picks since 2010 are tied for the most in the nation.
- 12 NBA Draft picks in 2021.
- Seven first round NBA Draft picks in 2021.
- Six No. 1 overall NBA Draft picks since 2010, including Georgia's Anthony Edwards in 2020.
- 76 players from SEC schools were on 2021-22 NBA Opening Day rosters. All 14 SEC schools were represented and at least one SEC player was on 29 of 30 NBA rosters.
- Nine former SEC players from six different schools were on the rosters of the Los Angeles Lakers and Miami Heat in the 2020 NBA Finals. That was more than double the total of any other conference.
- Five former SEC players were named 2021 NBA All-Stars. Washington's Bradley Beal (UF) was named a starter while the Los Angeles Lakers' Anthony Davis (UK), New York's Julius Randle (UK) and Philadelphia's Ben Simmons (LS) were named reserves. Phoenix's

Devin Booker was added to the roster by Adam Silver.

- Four players from SEC schools - Bam Adebayo (UK), Devin Booker (UK), Keldon Johnson (UK) and Khris Middleton (AM) - were members of the USA Basketball's gold medal winning teams at the Tokyo Olympics.

### POSTSEASON SUCCESS

- 21 NCAA Tournament selections over the last three tournaments. Only the ACC (23) has had more.
- Eight NCAA Tournament selections in 2018 are the most in league history.
- 73-43 (62.9 percent) in the NCAA Tournament since 2012 (10-3 in 2012, 4-3 in 2013, 12-3 in 2014, 6-5 in 2015, 3-3 in 2016, 11-5 in 2017, 8-8 in 2018, 12-7 in 2019 and 7-6 in 2021).
- 42-15 (73.7 percent) in postseason opening games over the last seven tournaments (7-0 in 2014, 6-2 in 2015, 5-2 in 2016, 5-3 in 2017, 7-2 in 2018, 6-3 in 2019 and 5-3 in 2021).
- 14 of 14 SEC teams have made at least one NCAA Tournament appearance in the last six tournaments.
- The SEC has had at least one team advance to the Sweet 16 in 30 of the last 31 tournaments.
- Nine different SEC teams have advanced to the Sweet 16 in the last four NCAA Tournaments. All 14 SEC members have advanced to the Sweet 16 since 1996.
- The SEC has advanced at least one team to the Elite Eight in nine of the last 11 tournaments.
- The SEC has advanced a team in the Final Four six of the last 10 tournaments.
- Eight different SEC teams (Arkansas, Auburn, Florida, Georgia, Kentucky, LSU, Mississippi State and South Carolina) have appeared in the Final Four.

### STUDENT-ATHLETE DEVELOPMENT AND ACHIEVEMENT

- LSU's Skylar Mays was named the 2020 CoSIDA Academic All-America of the Year. He was a two-time first team CoSIDA Academic All-America (2019 and 2020).
- 101 men's basketball students were named to the 2020-21 SEC Academic Honor Rolls for having a grade point average of 3.00 or above for either the preceding



academic year or a cumulative grade point average of 3.00 or above.

- 20 men's basketball student-athletes wore the SEC Graduate patch on their uniforms in 2020-21.
- Three Men's Basketball Academic All-America of the Year hail from the SEC: Alec Kessler, UG (1989 & 1990); Bruce Elder, VU (1993), Matt Bonner, UF (2002 & 2003), Canyon Berry, UF (2017) and Skylar Mays, LS (2020).
- The Men's Basketball Leadership Council is one component of the SEC Student-Athlete Leadership Council. The others are the Women's Basketball Leadership Council and the Football Leadership Council. The student-athletes who comprise the SEC Men's Basketball Leadership Council are: Tyler Barnes, Alabama; Stanley Umude, Arkansas; Babatunde Akingbola, Auburn; Anthony Duruji, Florida; Jabri Abdur-Rahim, Georgia; Keion Brooks, Kentucky; Spencer Mays, LSU; Austin Crowley, Ole Miss; Iverson Molinar, Mississippi State; Javon Pickett, Missouri; Chico Carter, South Carolina; John Fulkerson, Tennessee; Henry Coleman III, Texas A&M; Quentin Millora-Brown, Vanderbilt.

## THE 2021-22 SEC TOURNAMENT • TAMPA, FLA • MARCH 9-13 • TAMPA TIMES FORUM



The winner of the 13-game SEC Men's Basketball Tournament receives the league's automatic bid to the NCAA Tournament. The tournament seeds are determined by the 18-game conference schedule during the regular season. Teams are seeded 1-14 based on their regular season conference finish.

Atlanta served as host of the inaugural SEC Tournament played following the 1932-33 season and did so again after the 1933-34 season. The event was held every year through 1952, with the exception of 1935. After a 26-year layoff (1953-78), the tournament was renewed in 1979. The 2020 tournament will be the 61st in league history and the 42nd since the renewal.

The event has helped set the stage for SEC teams in the NCAA Tournament, as 27 of the tournament champions since the tournament resumed in 1979 have advanced to at least the Sweet 16. Twenty of those teams have gone on to the Elite Eight, 12 to the Final Four and three have been crowned national champion. Six of the last 15 SEC Tournament champions

have advanced to the Final Four with three of those teams winning a national championship. The SEC Tournament Champion has failed to win at least one NCAA Tournament game only four times.

Kentucky leads the league with 31 SEC Tournament titles. Alabama is second with seven, while Tennessee and Florida are tied for third with four. Mississippi State has three championship trophies while Auburn, Georgia, Ole Miss and Vanderbilt have two. Arkansas, LSU and former league member Georgia Tech have each won one SEC Tournament championship.



# 2021-22 SEASON PREVIEW

## INSIDE

Season Preview	20-21
Rosters	22-23
Opponents	24-28







Alabama has its eyes set on repeating last year's magical run when the Tide became the only Power 5 team to win both the regular season and conference titles.

## MEN'S BASKETBALL PRESEASON NOTES

### 109 SEASONS OF ALABAMA BASKETBALL

- Alabama is in its 109th season of basketball in 2021-22. The Tide's first season of hoops came in 1912-13. There was no season in 1943-44 due to World War II.
- Alabama returns its top two scorers and 10 letterwinners from last season's SEC Championship team
- In addition, UA welcomes the nation's No.9-ranked signing class, which includes McDonald's All-American and 5-star prospect JD Davison, as well as highly-ranked freshmen Jusuan Holt and Charles Bediako, along with highly-touted graduate transfer Noah Gurley (Furman)
- The Tide holds an all-time record of 1,717-1,068-1 (.616), which includes an 815-629 (.565) record in SEC play. By capturing its 800th SEC win, Alabama joined Kentucky as the only two teams in conference history to reach the milestone. UA also became the third team in the SEC and 34th team in NCAA history to reach 1,700 program wins. Only Kentucky and Arkansas have more wins than the Crimson Tide.
- UA won the program's eighth SEC regular season championship last season, finishing with a 16-2 league record which tied for the most wins in the conference in program history. In addition to claiming the 2021 crown, the Crimson Tide also claimed regular season titles in 1934, 1956, 1974, 1975, 1976, 1987 and 2002.
- Alabama has now won seven SEC Tournament titles with this year's championship game victory over LSU. It was the first tournament title by the Tide in 30 years, with the last coming in 1991. In all, the Tide has won 15 combined championships - the eight regular season titles ranking third-most and the seven tournament championships ranking second-best in the league.
- UA has made 37 NCAA (21) or NIT (16) appearances in program lore. It was the program's third appearance since 2012 (also earned an at-large bid in 2018).
- The Tide made its 21st NCAA Tournament appearance in program history and has reached its eighth Sweet 16 showing in 2021. Alabama owns a record of 21-21 (.512) in NCAA Tournament games.
- Alabama also ranks second in the SEC in league victories and third in all-time winning percentage.

### QUINERLY, SHACKELFORD EARN PRESEASON HONORS

- The Tide's backcourt duo of Jahvon Quinerly and Jaden Shackelford arguably help make up one of the top backcourt in the country, and both junior guards earned national recognition prior to the 2021-22 campaign.
- The Naismith Memorial Basketball Hall of Fame announced Quinerly was named to the Watch List for the Cousy Award, given to the nation's top point guard, while Shackelford was selected to the West Award Watch List for the top shooting guard.
- The duo also garnered recognition from around the league, as both national media members and the coaches selected Quinerly and Shackelford to the Preseason All-SEC First Team.

### TOP TWO SCORERS ARE BACK

- Despite losing four starters from last season, head coach Nate Oats will welcome back the team's top two returning scorers in junior guards Jaden Shackelford and Jahvon Quinerly.
- After testing the NBA waters, Shackelford returns to Tuscaloosa after leading last year's team in scoring average at 14.0 points per game on his way to earning All-SEC second team honors. The Hesperia, Calif., native is also the team's leading returnee in threes made (63) and attempted (184) and field goals made (154) and attempted (376).
- Meanwhile, Quinerly ranked second on the team in scoring average at 12.9 points per game last season and led UA in three-point shooting percentage at 43.3 percent (52-of-120).
- The duo combined for approximately 34 percent (26.9 points) of the team's 79.7 points per game scoring average, 33 percent (115 threes made) of the team's 348 total threes made and 31 percent (304 threes attempted) of the 989 total threes attempted.





Junior Jaden Shackelford earned Preseason All-SEC honors after leading the Crimson Tide in scoring (14.0 ppg), field goals made (154) and field goals attempted (376).

## WELCOME FIVE NEWCOMERS

- Head coach Nate Oats added five newcomers to this year's team, which includes three freshmen and a pair of transfers.
- Alabama's five scholarship signees made up the nation's No. 9-ranked class by 247sports and No. 10 nationally according to Rivals. The Crimson Tide freshmen include: Charles Bediako, JD Davison and Jusaun Holt.
- The team recruiting rankings do not include a pair of transfers in graduate student Noah Gurley and sophomore Nimari Burnett. Gurley was a three-time All-SoCon performer at Furman while Burnett was rated a five star recruit out of high school before playing his freshman season at Texas Tech.

## WHAT'S RETURNING

Category	Amount Returning	Percentage
Games Played	234 of 386	60.6
Games Started	50 of 165	30.3
Minutes Played	3,116:08 of 6,626	47.0
Points	1,299 of 2,629	49.4
Rebounds	665 of 1,343	49.5
Assists	220 of 464	47.4
Steals	120 of 280	42.9
Blocks	41 of 143	28.7
Field Goals Made	460 of 924	49.8
Three-Point FG Made	152 of 348	43.7
Free Throws Made	227 of 433	52.4

## BURNETT SIDELINED FOR 2021-22 SEASON

- Alabama men's basketball player Nimari Burnett suffered a knee injury that will keep him sidelined for the 2021-22 season
- The 6-4, 190-pound sophomore guard, who transferred to the Capstone last summer and was expected to play a big role in 2021-22, underwent successful surgery on his right knee on Sept. 7 and is expected to make a full recovery.
- While at Texas Tech during his freshman season in 2020-21, Burnett played in 12 games before opting to enter the transfer portal where he signed with Alabama in April 2021.
- As a freshman, he averaged 5.3 points, 1.8 rebounds and 1.4 steals in 17.8 minutes per contest, while connecting on 88.9 percent from the foul line (32-of-36).

## PRIMO, JONES SELECTED IN 2021 NBA DRAFT

- Two Alabama men's basketball players were selected in the 2021 NBA Draft, which was held in Brooklyn, N.Y., at the Barclays Center on July 30. Guard Joshua Primo was a first round selection of the San Antonio Spurs at No. 12 overall and guard/forward Herbert Jones went No. 35 to the New Orleans Pelicans.
- Primo's selection gave Alabama back-to-back NBA Draft Lottery picks for the first time in program history, while it was also the first time since 1995 that UA had two players selected in the same draft. That year, Antonio McDyess went No. 2 overall to the L.A. Clippers and Jason Caffey was the 20th overall pick by the Chicago Bulls.
- The Tide has now had consecutive first round draft picks for the first time in 25 years (1995 and 1996).
- Primo and Jones became the 44th and 45th Alabama players to hear their name called on draft night.
- The Crimson Tide has had a guard drafted in the NBA Draft Lottery in three of the last four years (Collin Sexton No. 8 overall to the Cleveland Cavaliers in 2018, Kira Lewis Jr. No. 13 overall to the New Orleans Pelicans in 2020).
- Primo became the 17th UA player to be selected in the first round and the eighth who was drafted inside the top 15.
- It was the 11th time Alabama has had two players selected in the same draft in program history .



Last year's SEC Tournament MVP Jahvon Quinerly enters the 2021-22 season as one of the top point guards in the SEC, earning a spot on the league's Preseason First Team.



# ALABAMA ROSTER

## TOP RETURNERS

SCORING/GAME	
Jaden Shackelford	14.0
Jahvon Quinerly	12.9
Keon Ellis	5.5
REBOUNDING/GAME	
Keon Ellis	4.0
Jaden Shackelford	3.8
Juwan Gary	2.8
ASSISTS/GAME	
Jahvon Quinerly	3.2
Jaden Shackelford	2.0
Keon Ellis	1.1
STEALS/GAME	
Keon Ellis	1.1
Jaden Shackelford	0.9
Jahvon Quinerly	0.6
BLOCKS/GAME	
Keon Ellis	0.4
Juwan Gary	0.4
Darius Miles	0.2
FIELD GOAL PERCENTAGE	
Keon Ambrose-Hylton	.667
Juwan Gary	.539
Keon Ellis	.504
THREE-POINT PERCENTAGE	
Jahvon Quinerly	.433
Keon Ellis	.389
Jaden Shackelford	.342
FREE-THROW PERCENTAGE	
Jaden Shackelford	.756
Keon Ellis	.723
Jahvon Quinerly	.689

## NUMERICAL ROSTER

No.	Name	Pos.	Class	Ht.	Wt.	Hometown/Last School
0	Noah Gurley#	F	6-8	210	Gr.	Fayetteville, Ga. (Furman/Fayette County HS)
1	Jusaun Holt	G	6-6	190	Fr.	Roswell, Ga. (St. Francis Day School)
2	Darius Miles	F	6-6	185	So.	Washington, D.C. (IMG Academy)
3	JD Davison	G	6-3	175	Fr.	Latohatchee, Ala. (Calhoun HS)
4	Juwan Gary	F	6-6	218	So.	Columbia, S.C. (West Charlotte HS)
5	Jaden Shackelford	G	6-3	200	Jr.	Hesperia, Calif. (Hesperia HS)
10	Charles Bediako	C	6-11	215	Fr.	Brampton, Ontario (IMG Academy)
12	Delaney Heard	G	6-3	198	So.	Canton, Ga. (Oak Hill Academy)
13	Jahvon Quinerly	G	6-1	175	Jr.	Hackensack, N.J. (Villanova/Hudson Catholic HS)
14	Keon Ellis	G	6-6	170	Sr.	Eustis, Fla. (Florida SW State/Leesburg HS)
15	Tyler Barnes	F	6-8	201	Sr.	Louisville, Ky. (St. Xavier HS)
21	Britton Johnson	G	6-4	183	Sr.	Mountain Brook, Ala. (Mountain Brook HS)
22	Keon Ambrose-Hylton	F	6-8	210	So.	Toronto, Ontario (Andrews Osborne Academy)
24	Jaden Quinerly	G	6-0	155	So.	Hackensack, N.J. (Ramsey HS)
25	Nimari Burnett%	G	6-4	190	So.	Chicago, Ill. (Texas Tech/Prolific Prep)
30	Adam Cottrell	G	6-3	200	Jr.	Flowery Branch, Ga. (Lakeview Academy)
33	James Rojas	F	6-8	220	Sr.	Jamestown, N.Y. (Hutchinson CC/Jamestown HS)
35	Alex Tchikou^	F	6-11	235	R-Fr.	Paris, France (Dream City Christian HS)

## ALPHABETICAL ROSTER

No.	Name	Pos.	Class	Ht.	Wt.	Hometown/Last School
22	Keon Ambrose-Hylton	F	6-8	210	So.	Toronto, Ontario (Andrews Osborne Academy)
15	Tyler Barnes	F	6-8	201	Sr.	Louisville, Ky. (St. Xavier HS)
10	Charles Bediako	C	6-11	175	Jr.	Nackensack, N.J. (Villanova/Hudson Catholic HS)
25	Nimari Burnett%	G	6-4	190	So.	Chicago, Ill. (Texas Tech/Prolific Prep)
30	Adam Cottrell	G	6-3	200	Jr.	Flowery Branch, Ga. (Lakeview Academy)
3	JD Davison	G	6-3	175	Fr.	Latohatchee, Ala. (Calhoun HS)
14	Keon Ellis	G	6-6	170	Sr.	Eustis, Fla. (Florida SW State/Leesburg HS)
4	Juwan Gary	F	6-6	218	So.	Columbia, S.C. (West Charlotte HS)
0	Noah Gurley#	F	6-8	210	Gr.	Fayetteville, Ga. (Furman/Fayette County HS)
12	Delaney Heard	G	6-3	198	So.	Canton, Ga. (Oak Hill Academy)
1	Jusaun Holt	G	6-6	190	Fr.	Roswell, Ga. (St. Francis Day School)
21	Britton Johnson	G	6-4	183	Sr.	Mountain Brook, Ala. (Mountain Brook HS)
2	Darius Miles	F	6-6	185	So.	Washington, D.C. (IMG Academy)
24	Jaden Quinerly	G	6-0	155	So.	Hackensack, N.J. (Ramsey HS)
13	Jahvon Quinerly	G	6-1	175	Jr.	Hackensack, N.J. (Villanova/Hudson Catholic HS)
33	James Rojas	F	6-8	220	Sr.	Jamestown, N.Y. (Hutchinson CC/Jamestown HS)
5	Jaden Shackelford	G	6-3	200	Jr.	Hesperia, Calif. (Hesperia HS)
35	Alex Tchikou^	F	6-11	235	R-Fr.	Paris, France (Dream City Christian HS)

# Fifth-year graduate transfer  
 ^ Sat out last season with injury  
 % Immediate-eligible transfer

## COACHES AND STAFF

Nate Oats	Head Coach
Bryan Hodgson	Assistant Coach
Charlie Henry	Assistant Coach
Antoine Pettway	Assistant Coach
Adam Bauman	Director of Scouting & Analytics
Donovan Kates	Special Assistant to the Head Coach
Alex Accetta	Director of Operations
Christian Pino	Director of Player Development/Recruiting Coordinator
Derek Rongstad	Director of Men's Basketball Video Services
Dr. Arnie Guin	Mental Skills Coach
Mike Snowden	Strength and Conditioning Coach
Clarke Holter	Athletic Trainer
Jamie Baker	Graduate Assistant
Jackson Patton	Graduate Assistant
Ikenna Smart	Graduate Assistant
Tayyab Zahid	Graduate Assistant



# ROSTER INFORMATION

## STARTERS RETURNING (1)

No.	Name	Pos.	Ht.	Wt.	Cl.	Hometown (Previous School[s])	GP/GS	PPG	RPG	APG	MPG	Other
5	Jaden Shackelford	G	6-3	200	Jr.	Hesperia, Calif. (Hesperia HS)	33-32	14.0	3.8	2.0	29.4	461 pts

## STARTERS LOST (4)

No.	Name	Pos.	Ht.	Wt.	Cl.	Hometown (Previous School[s])	GP/GS	PPG	RPG	APG	MPG	Other
01	Herbet Jones	G	6-8	210	Sr.	Greensboro, Ala (Hale Country)	27/26	7.9	6.4	2.3	26.6	1.1 bpg
02	Jordan Bruner	F	6-10	225	Gr.	Columbia, S.C. (Yale/Spring Valley HS)	24/23	5.6	3.9	1.3	18.2	1.1 spg
11	Joshua Primo	G	6-6	190	Fr.	Toronto, Ontario (Royal Crown Academic)	30/19	8.1	3.4	0.8	22.4	38.1 3FG%
23	John Petty, Jr.	G	6-5	184	Sr.	Huntsville, Ala. (Mae Jemison HS)	32/31	12.6	5.2	1.9	31.3	1.3 spg

## OTHER KEY RETURNERS (6)

No.	Name	Pos.	Ht.	Wt.	Cl.	Hometown (Previous School[s])	GP/GS	PPG	RPG	APG	MPG	Other
22	Keon Ambrose-Hylton	F	6-8	210	So.	Toronto, Ontario (Andrews Osborne Academy)	18/0	1.2	0.7	0.1	4.1	
14	Keon Ellis	G	6-6	170	Sr.	Eustis, Fla. (Florida SW State/Leesburg HS)	32/7	5.5	4.0	1.1	17.5	1.1 spg
4	Juwan Gary	F	6-6	218	So.	Columbia, S.C. (West Charlotte HS)	30/2	3.8	2.8	0.2	9.5	
2	Darius Miles	F	6-6	185	So.	Washington, D.C (IMG Academy)	17/0	2.2	0.9	0.2	4.2	
13	Jahvon Quinerly	G	6-1	175	Jr.	Hackensack, N.J. (Villanova/Hudson Catholic HS)	30/7	12.9	2.2	3.2	25.1	38.7 pts
33	James Rojas	F	6-8	220	Sr.	Jamestown, N.Y. (Hutchinson CC/Jamestown HS)	30/1	2.9	2.6	0.4	11.1	

## OTHER LETTERWINNERS LOST (1)

No.	Name	Pos.	Ht.	Wt.	Cl.	Hometown (Previous School[s])	GP/GS	PPG	RPG	APG	MPG	Other
03	Alex Reese	F	6-9	230	Sr.	Pelham, Ala. (Pelham HS)	33/9	5.4	3.1	0.6	15.1	16 blk

## FRESHMEN (3)

No.	Name	Pos.	Ht.	Wt.	Cl.	Hometown (Previous School[s])	GP/GS	PPG	RPG	APG	MPG	Other
1	Jusaun Holt	G	6-6	190	Fr.	Roswell, Ga. (St. Francis Day School)	23	21.5	8.3	4.0		2.4 spg
3	JD Davison	G	6-3	175	Fr.	Letohatchee, Ala. (Calhoun HS)	24	32.4	10.9	4.9		3.6 spg
10	Charles Bediako	C	6-11	215	Fr.	Brampton, Ontario (IMG Academy)						

## TRANSFERS (2)

No.	Name	Pos.	Ht.	Wt.	Cl.	Hometown (Previous School[s])	GP/GS	PPG	RPG	APG	MPG	Other
0	Noah Gurley	F	6-8	210	Gr.	Fayetteville, Ga. (Furman/Fayette County HS)	25/25	15.4	5.8	2.5	29.1	1.1 bpg
25	Nimari Burnett	G	6-4	190	So.	Chicago, Ill. (Texas Tech/Prolific Prep)	12/0	5.3	1.8	0.9	17.8	

## REDSHIRTS ELIGIBLE TO SUIT UP (1)

No.	Name	Pos.	Ht.	Wt.	Cl.	Hometown (Previous School[s])	GP/GS	PPG	RPG	APG	MPG	Other
35	Alex Tchikou*	F	6-11	235	R-Fr.	Paris, France (Dream City Christian HS)						





# 2021-22 OPPONENT INFORMATION

## LOUISIANA TECH

November 9 | Tuscaloosa, Ala.  
Series: 6-0

### GENERAL INFORMATION

Location: Ruston, La.  
Founded: 1894  
Enrollment: 11,173  
Nickname: Bulldogs  
Colors: Red and Blue  
Conference: Conference-USA  
President: Dr. Les Guice  
Athletic Director: Dr. Eric A. Wood  
Arena: Thomas Assembly Center (8,000)

### TEAM INFORMATION

Head Coach: Eric Konkol  
Record at School: 129-65  
Career Record: 129-65  
Assistant Coaches: Duffy Conroy  
Desmond Haymon  
Josten Crow  
2020-21 Record: 24-8  
C-USA Record: 12-4  
Starters Returning/Lost: 4/1  
Lettermen Returning/Lost: 7/6

### MEDIA CONTACT

Basketball Contact: Kane McGuire  
Office: (318) 257-5314  
e-mail: kmcguire@latech.edu  
Website: www.latechsports.com

## SOUTH DAKOTA STATE

November 12 | Tuscaloosa, Ala.  
Series: 1-0

### GENERAL INFORMATION

Location: Brookings, S.D.  
Founded: 1881  
Enrollment: 11,518  
Nickname: Jackrabbits  
Colors: Yellow and Blue  
Conference: Summit  
President: Barry H. Dunn  
Athletic Director: Justin Sell  
Arena: Frost (6,500)

### TEAM INFORMATION

Head Coach: Eric Henderson  
Record at School: 38-17  
Career Record: 89-67  
Assistant Coaches: Bryan Peterson  
Khyle Marshall  
2020-21 Record: 16-7  
Summit Record: 9-3  
Starters Returning/Lost: 4/1  
Lettermen Returning/Lost: 9/3

### MEDIA CONTACT

Basketball Contact: Tyler Glidden  
Office: Tyler.Glidden@sdstate.edu  
e-mail: Tyler.Glidden@sdstate.edu  
Website: www.gojacks.com

## SOUTH ALABAMA

November 16 | Tuscaloosa, Ala.  
Series: 2-1

### GENERAL INFORMATION

Location: Mobile, Ala.  
Founded: 1963  
Enrollment: 13,992  
Nickname: Jaguars  
Colors: Red, White, and Blue  
Conference: Sun Belt  
Interim President: Dr. John W. Smith  
Athletic Director: Dr. Joel Erdmann  
Arena: The Mitchell Center

### TEAM INFORMATION

Head Coach: Richie Riley  
Record at School: 54-39  
Career Record: 89-67  
Associate Head Coach: Adam Howard  
Assistant Coaches: Tyler Parker  
Rodney Crawford  
2020-21 Record: 17-11  
Sun Belt Record: 10-7  
Starters Returning/Lost: 2/3  
Lettermen Returning/Lost: 4/6

### MEDIA CONTACT

Basketball Contact: Zac Pike  
Office: (251) 414-8184  
e-mail: zacharypike@southalabama.edu  
Website: www.usajaguars.com

## OAKLAND

November 19 | Tuscaloosa, Ala.  
Series: 2-0

### GENERAL INFORMATION

Location: Rochester, Mich.  
Founded: 1957  
Enrollment: 15,543  
Nickname: Golden Grizzlies  
Colors: White and Gold  
Conference: Horizon  
President: Dr. Ora Hirsch Pescovitz  
Athletic Director: Steve Waterfield  
Arena: Athletics Center O'Rena

### TEAM INFORMATION

Head Coach: Greg Kampe  
Record at School: 644-492  
Career Record: 644-492  
Associate Head Coach: Jeff Smith  
Assistant Coaches: Tony Jones  
Mychal Covington  
2020-21 Record: 12-18  
Horizon Record: 10-10  
Starters Returning/Lost: 3/2  
Lettermen Returning/Lost: 9/3

### MEDIA CONTACT

Basketball Contact: Alex Underwood  
Office: (330) 354-7514  
e-mail: aunderwood@oakland.edu  
Website: www.goldengrizzlies.com

## IONA

November 25 | Orlando, Fla.  
ESPN Events Invitational | Series: 2-0

### GENERAL INFORMATION

Location: New Rochelle, N.Y.  
Founded: 1940  
Enrollment: 2,959  
Nickname: Gaels  
Colors: Maroon and Gold  
Conference: Metro Atlantic Athletic  
President: Dr. Seamus Carey  
Athletic Director: Matthew Glovaski  
Arena: Hynes Athletics Center

### TEAM INFORMATION

Head Coach: Rick Pitino  
Record at School: 12-6  
Career Record: 782-277  
Assistant Coaches: Tom Abatemarco  
Casey Stanley  
Ricky Johns  
2020-21 Record: 12-6  
MAAC Record: 6-3  
Starters Returning/Lost: 3/2  
Lettermen Returning/Lost: 9/3

### MEDIA CONTACT

Basketball Contact: Brian Beyrer  
Office: (914) 637-2726  
e-mail: bbeyrer@iona.edu  
Website: www.icgaels.com

## BELMONT

November 26 | Orlando, Fla.  
ESPN Events Invitational | Series: 1-1

### GENERAL INFORMATION

Location: Nashville, Tenn.  
Founded: 1890  
Enrollment: 8,781  
Nickname: Bruins  
Colors: Navy, Red and White  
Conference: Ohio Valley  
President: Dr. Robert C. Fisher  
Athletic Director: Scott Corley  
Arena: Curb Event Center

### TEAM INFORMATION

Head Coach: Casey Alexander  
Record at School: 52-11  
Career Record: 189-131  
Associate Head Coach: Brian Ayers  
Assistant Coaches: Sean Rutigliano  
Tyler Holloway  
2020-21 Record: 26-4  
OVC Record: 18-2  
Starters Returning/Lost: 5/0  
Lettermen Returning/Lost: 12/2

### MEDIA CONTACT

Basketball Contact: Greg Sage  
Office: (615) 460-6698  
e-mail: greg.sage@belmont.edu  
Website: www.belmontbruins.com



## DRAKE

November 26 | Orlando, Fla.  
ESPN Events Invitational | Series: 0-0

### GENERAL INFORMATION

Location: Des Moines, Iowa  
Founded: 1881  
Enrollment: 4,991  
Nickname: Bulldogs  
Colors: Blue and White  
Conference: Missouri Valley  
President: Marty Martin  
Athletic Director: Brian Hardin  
Arena: The Knapp Center

### TEAM INFORMATION

Head Coach: Darian DeVries  
Record at School: 69-28  
Career Record: 69-28  
Assistant Coaches: Marty Richter  
Matt Gatens  
Achoki Moikobu  
2020-21 Record: 26-5  
MVC Record: 15-3  
Starters Returning/Lost: 5/0  
Lettermen Returning/Lost: 9/3

### MEDIA CONTACT

Basketball Contact: Anne Hirschfeld  
Office: (515) 271-3014  
e-mail: anne.hirschfeld@drake.edu  
Website: www.godrakebulldogs.com

## GONZAGA

December 4 | Seattle, Wash.  
Battle In Seattle | Series: 0-0

### GENERAL INFORMATION

Location: Spokane, Wash.  
Founded: 1887  
Enrollment: 7,566  
Nickname: Bulldogs  
Colors: Navy and White  
Conference: West Coast  
President: Dr. Thayne M. McCulloh  
Athletic Director: Chris Standiford  
Arena: McCarthy Athletic Center

### TEAM INFORMATION

Head Coach: Mark Few  
Record at School: 630-125  
Career Record: 630-125  
Assistant Coaches: Brian Michaelson  
Roger Powell Jr.  
Stephen Gentry  
2020-21 Record: 31-1  
WCC League Record: 15-0  
Starters Returning/Lost: 2/3  
Lettermen Returning/Lost: 9/6

### MEDIA CONTACT

Basketball Contact: Barrett Henderson  
Office: (509) 313-4288  
e-mail: hendersonb@gonzaga.edu  
Website: www.gozags.com

## HOUSTON

December 11 | Tuscaloosa, Ala.  
Series: 1-3

### GENERAL INFORMATION

Location: Houston, Texas  
Founded: 1927  
Enrollment: 46,355  
Nickname: Cougars  
Colors: Scarlet and White  
Conference: American Athletic  
President: Dr. Renu Khator  
Vice President of Athletics: Chris Pzaman  
Arena: Fertitta Center

### TEAM INFORMATION

Head Coach: Kelvin Sampson  
Record at School: 167-64  
Career Record: 667-334  
Assistant Coaches: Kellen Sampson  
Quannas White  
K.C. Beard  
2020-21 Record: 28-4  
AAC League Record: 14-3  
Starters Returning/Lost: 2/4  
Lettermen Returning/Lost: 7/5

### MEDIA CONTACT

Basketball Contact: Jeff Conrad  
Office: (713) 743-9410  
e-mail: jaconrad@central.uh.edu  
Website: www.uhcougars.com

## MEMPHIS

December 14 | Memphis, Tenn.  
Series: 3-5

### GENERAL INFORMATION

Location: Memphis, Tenn.  
Founded: 1912  
Enrollment: 21,622  
Nickname: Tigers  
Colors: Royal Blue and Gray  
Conference: American Athletic  
President: Dr. M. David Rudd  
Athletic Director: Laird Veatch  
Arena: FedExForum

### TEAM INFORMATION

Head Coach: Anfernee Hardaway  
Record at School: 63-32  
Career Record: 63-32  
Assistant Coaches: Cody Toppert  
Larry Brown  
Rasheed Wallace  
2020-21 Record: 20-8  
AAC Record: 11-4  
Starters Returning/Lost: 3/2  
Lettermen Returning/Lost: 7/4

### MEDIA CONTACT

Basketball Contact: Michael Schroeder  
Office: (901) 678-5787  
e-mail: michael.schroeder@memphis.edu  
Website: www.gotigersgo.com

## JACKSONVILLE STATE

December 18 | Tuscaloosa, Ala.  
Series: 13-1

### GENERAL INFORMATION

Location: Jacksonville, Ala.  
Founded: 1883  
Enrollment: 9,238  
Nickname: Gamecocks  
Colors: Red and White  
Conference: ASUN Conference  
President: Dr. Don Killingsworth  
Athletic Director: Greg Saitz  
Arena: Pete Mathews Coliseum

### TEAM INFORMATION

Head Coach: Ray Harper  
Record at School: 98-65  
Career Record: 187-129  
Assistant Coaches: Tommy Wade  
Jake Morton  
Tysor Anderson  
2020-21 Record: 18-9  
OVC Record: 13-6  
Starters Returning/Lost: 5/0  
Lettermen Returning/Lost: 12/1

### MEDIA CONTACT

Basketball Contact: Daniel Porter  
Office: (256) 782-5965  
e-mail: dporter2@jsu.edu  
Website: www.jsugamecocksports.com

## COLORADO STATE

December 21 | Birmingham, Ala.  
C.M. Newton Classic | Series: 1-0

### GENERAL INFORMATION

Location: Fort Collins, Colo.  
Founded: 1870  
Enrollment: 33,877  
Nickname: Rams  
Colors: Green and Gold  
Conference: Mountain West  
President: Joyce McConnell  
Athletic Director: Joe Parker  
Arena: Moby Arena

### TEAM INFORMATION

Head Coach: Niko Medved  
Record at School: 52-40  
Career Record: 131-127  
Assistant Coaches: Ali Farokhmanesh  
Brian Cooley  
Sam Jones  
2020-21 Record: 20-8  
MWC Record: 14-4  
Starters Returning/Lost: 5/0  
Lettermen Returning/Lost: 9/1

### MEDIA CONTACT

Basketball Contact: John Martin  
Office: (540) 476-1259  
e-mail: john.a.martin@colostate.edu  
Website: www.csurams.com



# 2021-22 OPPONENT INFORMATION

## TENNESSEE

December 29 | Tuscaloosa, Ala.  
Series: 81-70

### GENERAL INFORMATION

Location: ..... Knoxville, Tenn.  
Founded: ..... 1794  
Enrollment: ..... 31,701  
Nickname: ..... Volunteers  
Colors: ..... Orange and White  
Conference: ..... Southeastern  
President: ..... Randy Boyd  
Athletic Director: ..... Dr. Danny White  
Arena: ..... Thompson-Boling Arena

### TEAM INFORMATION

Head Coach: ..... Rick Barnes  
Record at School: ..... 123-73  
Career Record: ..... 727-387  
Associate Head Coach: ..... Michael Schwartz  
Assistant Coaches: ..... Justin Gainey  
Rod Clark  
2020-21 Record: ..... 18-9  
SEC Record: ..... 10-7  
Starters Returning/Lost: ..... 3/3  
Lettermen Returning/Lost: ..... 7/4

### MEDIA CONTACT

Basketball Contact: ..... Tom Satkowiak  
Office: ..... (865) 974-7501  
e-mail: ..... tomsid@tennessee.edu  
Website: ..... www.utsports.com

## FLORIDA

January 5 | Gainesville, Fla.  
Series: 76-70

### GENERAL INFORMATION

Location: ..... Gainesville, Fla.  
Founded: ..... 1853  
Enrollment: ..... 54,754  
Nickname: ..... Gators  
Colors: ..... Blue and Orange  
Conference: ..... Southeastern  
President: ..... Dr. Kent Fuchs  
Athletic Director: ..... Scott Stricklin  
Arena: ..... Stephen C. O'Connell Center

### TEAM INFORMATION

Head Coach: ..... Mike White  
Record at School: ..... 123-75  
Career Record: ..... 224-115  
Associate Head Coach: ..... Al Pinkins  
Assistant Coaches: ..... Erik Pastrana  
Akeem Miskdeen  
2020-21 Record: ..... 15-10  
SEC Record: ..... 9-7  
Starters Returning/Lost: ..... 2/3  
Lettermen Returning/Lost: ..... 5/7

### MEDIA CONTACT

Basketball Contact: ..... Denver Parler  
Office: ..... (352) 692-6195  
e-mail: ..... DenverP@gators.ufl.edu  
Website: ..... www.floridagators.com

## MISSOURI

Jan. 8 Columbia, Mo. | Jan. 22 Tuscaloosa  
Series: 11-6

### GENERAL INFORMATION

Location: ..... Columbia, Mo.  
Founded: ..... 1839  
Enrollment: ..... 46,355  
Nickname: ..... Tigers  
Colors: ..... Old Gold and Black  
Conference: ..... Southeastern  
President: ..... Dr. Mun Y. Choi  
Athletic Director: ..... Desiree Reed-Francois  
Arena: ..... Mizzou Arena

### TEAM INFORMATION

Head Coach: ..... Cuonzo Martin  
Record at School: ..... 66-56  
Career Record: ..... 252-177  
Assistant Coaches: ..... Chris Hollender  
Cornell Mann  
Marco Harris-Stevens  
2020-21 Record: ..... 16-10  
SEC Record: ..... 8-8  
Starters Returning/Lost: ..... 1/4  
Lettermen Returning/Lost: ..... 3/13

### MEDIA CONTACT

Basketball Contact: ..... Courtney Day  
Office: ..... (573) 882-7826  
e-mail: ..... cmday@missouri.edu  
Website: ..... www.mutigers.com

## AUBURN

Jan. 11 Tuscaloosa | Feb. 1 Auburn, Ala.  
Series: 98-66

### GENERAL INFORMATION

Location: ..... Auburn, Ala.  
Founded: ..... 1856  
Enrollment: ..... 30,737  
Nickname: ..... Tigers  
Colors: ..... Navy Blue and Burnt Orange  
Conference: ..... Southeastern  
President: ..... Dr. Jay Gogue  
Athletic Director: ..... Allen Greene  
Arena: ..... Auburn Arena

### TEAM INFORMATION

Head Coach: ..... Bruce Pearl  
Record at School: ..... 138-92  
Career Record: ..... 369-191  
Assistant Coaches: ..... Ira Bowman  
Wes Flanigan  
Steven Pearl  
2020-21 Record: ..... 13-14  
SEC Record: ..... 7-11  
Starters Returning/Lost: ..... 3/2  
Lettermen Returning/Lost: ..... 12/6

### MEDIA CONTACT

Basketball Contact: ..... Kirk Sampson  
Office: ..... (334) 844-9800  
e-mail: ..... sampska@auburn.edu  
Website: ..... www.auburntigers.com



## MISSISSIPPI STATE

Jan. 15 Starkville, Miss. | Feb.16 Tuscaloosa  
Series: 129-77

### GENERAL INFORMATION

Location: Starkville, Miss.  
Founded: 1878  
Enrollment: 22,226  
Nickname: Bulldogs  
Colors: Maroon and White  
Conference: Southeastern  
President: Dr. Mark Everett Keenum  
Athletic Director: John Cohen  
Arena: Humphrey Coliseum

### TEAM INFORMATION

Head Coach: Ben Howland  
Record at School: 116-82  
Career Record: 515-290  
Assistant Coaches: George Brooks  
Korey McCray  
Ernie Zeigler  
2020-21 Record: 18-15  
SEC Record: 8-10  
Starters Returning/Lost:  
Lettermen Returning/Lost: 9/3

### MEDIA CONTACT

Basketball Contact: Matt Dunaway  
Office: (662)325-3595  
e-mail: mdunaway@athletics.msstate.edu  
Website: www.hailstate.com

## LSU

Jan. 19 Tuscaloosa | Mar. 5 Baton Rouge, La.  
Series: 112-74

### GENERAL INFORMATION

Location: Baton Rouge, La.  
Founded: 1860  
Enrollment: 34,290  
Nickname: Tigers  
Colors: Purple and Gold  
Conference: Southeastern  
President: William F. Tate IV  
Athletic Director: Scott Woodward  
Arena: Pete Maravich Assembly Center

### TEAM INFORMATION

Head Coach: Will Wade  
Record at School: 86-42  
Career Record: 177-87  
Associate Head Coach: Bill Armstrong  
Assistant Coaches: Tasmin Mitchell  
Kevin Nickleberry  
2020-21 Record: 19-10  
SEC Record: 11-6  
Starters Returning/Lost:  
Lettermen Returning/Lost: 9/3

### MEDIA CONTACT

Basketball Contact: Kent Lowe  
Office: (225) 578-1864  
e-mail: clowe@lsu.edu  
Website: www.lsuports.net

## GEORGIA

January 25 | Athens, Ga.  
Series: 98-52

### GENERAL INFORMATION

Location: Athens, Ga.  
Founded: 1785  
Enrollment: 38,920  
Nickname: Bulldogs  
Colors: Red and Black  
Conference: Southeastern  
President: Jere W. Morehead  
Athletic Director: Josh Brooks  
Arena: Stegeman Coliseum

### TEAM INFORMATION

Head Coach: Tom Crean  
Record at School: 41-49  
Career Record: 397-280  
Assistant Coaches: Steve McClain  
Wade Mason  
John Linehan  
2020-21 Record: 14-12  
SEC Record: 7-11  
Starters Returning/Lost: 1/4  
Lettermen Returning/Lost: 5/8

### MEDIA CONTACT

Basketball Contact: Mike Mobley  
Office: (706) 542-9021  
e-mail: mmobley@sports.uga.edu  
Website: www.georgiadogs.com

## BAYLOR

January 29 | Tuscaloosa, Ala.  
Series: 7-2

### GENERAL INFORMATION

Location: Waco, Texas  
Founded: 1845  
Enrollment: 20,626  
Nickname: Bears  
Colors: Green and Gold  
Conference: Big 12  
President: Dr. Linda Livingstone  
Athletic Director: Mack Rhoades  
Arena: Ferrell Center

### TEAM INFORMATION

Head Coach: Scott Drew  
Record at School: 370-215  
Career Record: 390-226  
Associate Head Coach: Jerome Tang  
Assistant Coaches: Alvin Brooks III  
John Jakus  
2020-21 Record: 28-2  
Big 12 Record: 13-1  
Starters Returning/Lost: 1/4  
Lettermen Returning/Lost: 7/6

### MEDIA CONTACT

Basketball Contact: David Kaye  
Office: (254) 709-5147  
e-mail: david\_kaye@baylor.edu  
Website: www.baylorbears.com

## KENTUCKY

Feb.5 Tuscaloosa | Feb.19 Lexington, Ky.  
Series: 40-114

### GENERAL INFORMATION

Location: Lexington, Ky.  
Founded: 1865  
Enrollment: 31,800  
Nickname: Wildcats  
Colors: Blue and White  
Conference: Southeastern  
President: Dr. Eli Capilouto  
Athletic Director: Mitch Barnhart  
Arena: Rupp Arena

### TEAM INFORMATION

Head Coach: John Calipari  
Record at School: 339-93  
Career Record: 784-233  
Associate Coach: Orlando Antigua  
Assistant Coaches: Chin Coleman  
Jai Lucas  
2020-21 Record: 9-16  
SEC Record: 8-9  
Starters Returning/Lost: 1/4  
Lettermen Returning/Lost: 8/7

### MEDIA CONTACT

Basketball Contact: Eric Lindsey  
Office: (859) 257-8429  
e-mail: eric.lindsey@uky.edu  
Website: www.ukathletics.com

## OLE MISS

February 9 | Oxford, Miss.  
Series: 124-58

### GENERAL INFORMATION

Location: Oxford, Miss.  
Founded: 1848  
Enrollment: 21,676  
Nickname: Rebels  
Colors: Cardinal Red and Navy Blue  
Conference: Southeastern  
President: Dr. Glenn Boyce  
Athletic Director: Keith Carter  
Arena: SJB Pavillion

### TEAM INFORMATION

Head Coach: Kermit Davis  
Record at School: 51-42  
Career Record: 520-305  
Assistant Coaches: Win Case  
Ronnie Hamilton  
Levi Watkins  
2020-21 Record: 16-12  
SEC Record: 10-8  
Starters Returning/Lost: 2/3  
Lettermen Returning/Lost: 7/7

### MEDIA CONTACT

Basketball Contact: Tyler Wooten  
Office: (662) 915-7509  
e-mail: tjwooten@olemiss.edu  
Website: www.olemisssports.com



# 2021-22 OPPONENT INFORMATION

## ARKANSAS

February 12 | Tuscaloosa, Ala.  
Series: 29-36

### GENERAL INFORMATION

Location: Fayetteville, Ark.  
Founded: 1871  
Enrollment: 27,778  
Nickname: Razorbacks  
Colors: Cardinal and White  
Conference: Southeastern  
President: Dr. Donald R. Bobbitt  
Athletic Director: Hunter Yurachek  
Arena: Bud Walton Arena

### TEAM INFORMATION

Head Coach: Eric Musselman  
Record at School: 45-19  
Career Record: 155-53  
Assistant Coaches: Gus Argenal  
Clay Moser  
Keith Smart  
2020-21 Record: 25-7  
SEC Record: 13-4  
Starters Returning/Lost: 2/3  
Lettermen Returning/Lost: 5/9

### MEDIA CONTACT

Basketball Contact: Mike Cawood  
Office: (479) 575-3114  
e-mail: [tmcawood@uark.edu](mailto:tmcawood@uark.edu)  
Website: [www.arkansasrazorbacks.com](http://www.arkansasrazorbacks.com)

## VANDERBILT

February 22 | Nashville, Tenn.  
Series: 73-70

### GENERAL INFORMATION

Location: Nashville, Tenn.  
Founded: 1873  
Enrollment: 6,886  
Nickname: Commodores  
Colors: Black and Gold  
Conference: Southeastern  
President: Daniel Diermeier  
Athletic Director: Candice Lee  
Arena: Memorial Gymnasium

### TEAM INFORMATION

Head Coach: Jerry Stackhouse  
Record at School: 20-37  
Career Record: 20-37  
Associate Head Coaches: Ed Conroy  
Michael Curry  
Assistant Coach: Adam Mazarei  
2020-21 Record: 9-16  
SEC Record: 3-13  
Starters Returning/Lost: 2/3  
Lettermen Returning/Lost: 9/3

### MEDIA CONTACT

Basketball Contact: Eric Dolan  
Office: (585) 260-8322  
e-mail: [eric.j.dolan@vanderbilt.edu](mailto:eric.j.dolan@vanderbilt.edu)  
Website: [www.VUCommodores.com](http://www.VUCommodores.com)

## SOUTH CAROLINA

February 26 | Tuscaloosa, Ala.  
Series: 32-16

### GENERAL INFORMATION

Location: Columbia, S.C.  
Founded: 1801  
Enrollment: 34,795  
Nickname: Gamecocks  
Colors: Black and Garnet  
Conference: Southeastern  
Interim President: Harris Pastides  
Athletic Director: Ray Tanner  
Arena: Colonial Life Arena

### TEAM INFORMATION

Head Coach: Frank Martin  
Record at School: 153-134  
Career Record: 270-188  
Associate Head Coach: Chuck Martin  
Assistant Coaches: Will Bailey  
Brian Steele  
2020-21 Record: 6-15  
SEC Record: 4-12  
Starters Returning/Lost: 2/3  
Lettermen Returning/Lost: 9/3

### MEDIA CONTACT

Basketball Contact: Emily Miles  
Office: (803) 777-7743  
e-mail: [efeeneym@mailbox.sc.edu](mailto:efeeneym@mailbox.sc.edu)  
Website: [www.gamecocksonline.com](http://www.gamecocksonline.com)

## TEXAS A&M

March 2 | Tuscaloosa, Ala.  
Series: 12-9

### GENERAL INFORMATION


Location: Bryan-College Station, Texas.  
Founded: 1871  
Enrollment: 71,109  
Nickname: Aggies  
Colors: White and Maroon  
Conference: Southeastern  
President: M. Katherine Banks  
Athletic Director: Ross Bjork  
Arena: Reed Arena

### TEAM INFORMATION

Head Coach: Buzz Williams  
Record at School: 24-24  
Career Record: 277-179  
Assistant Coaches: Devin Johnson  
Steve Roccaforte  
Lyle Wolf  
2020-21 Record: 8-10  
SEC Record: 2-8  
Starters Returning/Lost: 2/3  
Lettermen Returning/Lost: 6/8

### MEDIA CONTACT

Basketball Contact: Evan Roberts  
Office: (260) 615-8662  
e-mail: [eroberts@athletics.tamu.edu](mailto:eroberts@athletics.tamu.edu)  
Website: [www.12thman.com](http://www.12thman.com)





# 2021-22 COACHES AND STAFF

## INSIDE

Nate Oats	30-32
Charlie Henry	33
Bryan Hodgson	34
Antoine Pettway	35
Adam Bauman	36
Alex Accetta	36
Donovan Kates	37
Derek Rongstad	37
Christian Pino	38
Dr. Arnie Guin	38
Mike Snowden	39
Clarke Holter	39
Support Staff	40







**3RD SEASON**  
**NATE OATS**  
 Head Coach  
 MARANATHA BAPTIST, 1998

When Nate Oats was formally introduced as head men's basketball coach at The University of Alabama on March 28, 2019, he promised fans would see an entertaining, up-tempo and fast-paced style of play. And that's exactly what he has delivered during his time in Tuscaloosa.

The immediate success became evident in his second year at the helm of the program as Oats guided the 2020-21 Crimson Tide to one of its best seasons in the program's illustrious history. Alabama finished the year with a 26-7 overall mark, won 16 conference games (16-2), captured both the SEC regular season and tournament championships, and ended the year ranked No. 5 in the Associated Press' final national rankings which matched the best end-of-season ranking in program history.

As a result, Oats was rewarded midway through the 2020-21 season with a contract



extension that is set to keep him in charge of the Crimson Tide basketball program through March 14, 2027.

"We are excited to agree to a contract extension with The University of Alabama," Oats said. "Crystal and our daughters love it (in Tuscaloosa), and we are committed to The University of Alabama. Our administration is making a major statement with this extension as we all work on building a successful program for the long term. We appreciate the opportunity Greg Byrne and our athletics administration, President Stuart Bell, Chancellor St. John and The Board of Trustees have provided us. This is really a reflection of the outstanding job that our players, coaches and basketball staff have done."

Entering his third season in 2021-22, Oats has compiled a record of 42-22 (.656) at The Capstone and owns a career record of 138-65 (.680) through six seasons as a D-I head coach, which include four years as the head coach at Buffalo. However, it's not just Oats' record that is beginning to turn the proverbial heads across the college basketball landscape. It's the fact that he has revitalized an Alabama basketball fanbase and returned the Crimson Tide as one of the top collegiate basketball programs in the nation.

An indicator of Alabama's resurgence can be seen by looking at the last two NBA Drafts. Prior to his arrival, the Tide had just one men's basketball player selected among the top-15 picks from 1992-2019. As a coach who is known for developing talent, Oats has now had an Alabama player selected in the NBA Draft Lottery (top-14 pick) in back-to-back years – a first in program history. The New Orleans Pelicans selected Kira Lewis Jr. No. 13 overall in the 2020 NBA Draft Lottery while Joshua Primo was taken by the San Antonio Spurs at No. 12, making UA one of three schools across the nation to have an NBA Lottery pick in each of the last two drafts.

Furthermore, Herbert Jones was taken by the Pelicans with the fifth pick in the second round (No. 35 overall) of the 2021 Draft which gave Alabama two players drafted in the same year for the 11th time in program history and the first since 1995. The Tide was also one of only 11 schools nationwide to have more than one player selected.

Both Primo and Jones earned their way onto draft boards as a result of one of the best seasons in the 100-plus years of Alabama basketball. The 2020-21 Alabama squad claimed both the Southeastern Conference regular season and tournament championships – the only power five program to sweep both the regular season and tournament titles in 2021 –

## THE FILE

**Hometown:** Watertown, Wis.  
**Education:** Maranatha Baptist (1998)  
**Wife:** Crystal  
**Daughters:** Lexie, Jocie and Brielle

## COACHING EXPERIENCE

**2019-present:** Alabama (Head Coach)  
**2015-19:** Buffalo (Head Coach)  
**2013-15:** Buffalo (Assistant Coach)  
**2002-13:** Romulus (Mich.) HS (Head Coach)  
**2000-02:** Wis.-Whitewater (Assistant Coach)  
**1998-2000:** Maranatha Baptist (Assistant Coach)

## AWARDS/POSTSEASON

**Coach Of The Year**  
**2021:** SEC Coach of the Year  
**2021:** USBWA & NABC District Coach of the Year  
**2021:** Fourth in AP Coach of the Year voting  
**2019:** Mid-American Conference  
**2019:** Fourth in AP Coach of the Year voting  
**2018:** Mid-American Conference

**Postseason**  
**NCAA Tournament:** 4 times – 2016, 2018, 2019, 2021  
**NCAA Tournament Sweet 16:** 1 time – 2021  
**MAC Tournament Champions:** 3 times – 2016, 2018, 2019  
**MAC Regular Season Champions:** 2 times – 2018, 2019  
**SEC Tournament Champion:** 1 time – 2021  
**SEC Regular Season Champions:** 1 time – 2021

and reached the NCAA Tournament Sweet 16 for the first time since 2004.

The season's success snapped some lengthy dry spells within the program as Oats guided Alabama to its first conference championship in 19 years (dating back to 2002), first tournament championship in 30 years (dating back to 1991) and first Sweet 16 showing in 17 years (dating back to 2004). As a result, Oats was named the 2021 SEC Coach of the Year, making him the fourth Alabama head coach to earn the recognition while he earned the accolade for the third time in his career (Mid-American Conference Coach of the Year in 2018 and 2019). Oats was also honored as the United States Basketball Writers Association (USBWA) and the National Association of Basketball Coaches (NABC) District Coach of the Year and was one of four finalists for the 2021 Naismith National Coach of the Year.

Meanwhile, both Jones (SEC Player of the Year, Defensive Player of the Year, First Team, All-Defensive Team) and Primo (SEC All-Freshman) were two of four Tide players to earn league postseason honors in 2021, joining John Petty Jr. (All-SEC First Team) and Jaden



Shackelford (All-SEC Second Team). Jones became the first UA player since 2002 (Erwin Dudley) to earn the accolade as the league's top player and the only Crimson Tide player to earn the league's top defensive honor since the award's inception back in 2003.

It marked the second straight season Oats has boasted four all-conference players on his team. In addition to the eight players who have earned SEC postseason honors, Oats has coached three NBA Draft picks, three SEC First Team honorees, the 2021 SEC Tournament MVP and the 2021 SEC Player and Defensive Player of the Year. Across his two years, the Tide has combined to lead the nation in three-pointers made per game (10.7), total three-point shots made (682) and total threes attempted (1,946) over the two-year span while averaging more than 80.5 points per game and breaking several school and conference records along the way. Additionally, UA has collected 35 games (out of the 64 he has coached) of scoring 80 or

**CAREER HISTORY AND RESULTS**

**UNIVERSITY OF ALABAMA, HEAD COACH, 2019-PRES.**

Year	Record	Pct.	SEC Record	Pct.	Postseason
2019-20	16-15	.516	8-10	.444	Cancelled due to CoVID-19
2020-21	26-7	.788	16-2	.889	SEC Champion; Sweet 16
<b>Total (2)</b>	<b>42-22</b>	<b>.656</b>	<b>24-12</b>	<b>.666</b>	

**UNIVERSITY OF BUFFALO, HEAD COACH, 2015-19**

Year	Record	Pct.	MAC Record	Pct.	Postseason
2015-16	20-15	.571	10-8	.556	NCAA First Round
2016-17	17-15	.531	11-7	.611	
2017-18	27-9	.75	15-3	.833	NCAA Second Round
2018-19	32-4	.889	16-2	.889	NCAA Second Round
<b>Total (4)</b>	<b>96-43</b>	<b>.691</b>	<b>52-20</b>	<b>.722</b>	
<b>CAREER (6)</b>	<b>138-65</b>	<b>.680</b>	<b>76-32</b>	<b>.704</b>	

more points, including a school-record 19 such contests in 2020-21.

Similar to his expectations on the court, Oats places a high emphasis off the court, particularly in the classroom and the community. Since taking over the reigns in 2019, 20 men's basketball players have been named to either the SEC Academic Honor Roll or SEC First Year Honor Roll while nine have graduated and earned a diploma. Additionally, the team set a record for cumulative grade point average in 2020 while maintaining a team GPA over above 3.0 during his time at the helm.

The program's success has also resulted positively on the recruiting trail as Oats and his staff have signed back-to-back top-10 recruiting classes in 2020 and 2021. Excluding graduate transfers and JUCO signees, of the eight signed

players during Oats' two seasons at Alabama, four have been five-star prospects while the other four were all rated as four-star signees. Moreover, the 2020-21 team alone features three McDonald's All-Americans (Jahvon Quinerly, Nimari Burnett and JD Davison).

Whether it's on the court, in the classroom or out recruiting future Crimson Tide stars, Oats has returned a winning attitude around the Alabama program. Much of that he credits to instilling three core values that make up the pillars on which the team's culture is built – Max Effort, Continuous Growth and Selfless Love.

"We have three core values, and we established a culture playbook," Oats said. "We talk about maximum effort – that's every workout, weight room session and every practice our guys are going to give max effort, and we're going to demand a lot out of them. Continuous growth is another core value. We're going to get better every day. We need guys that want to get in the gym and work on their own. We're going to get a culture in which they want to get better every day and that goes for academics and growing as young men as well. Selfless love. We're going to teach our guys how to love each other and love this community and treat each other well."

The breakthrough 2020-21 season came one year removed from a 16-15 mark and an 8-10 record in SEC play in 2019-20. Despite the record, the Crimson Tide made a huge leap offensively. After ranking near the bottom of the SEC in most offensive statistics the previous year, Alabama led the league in six offensive categories, including points per game (82.0), three-point field goal percentage (34.9





## COACHES AND STAFF

percent) and threes made per game (10.8), among others.

Nationally, the new-look offense ranked No. 3 in points and threes made per game, while also ranking sixth with 334 total threes made and fourth with 957 three-point attempts – both of which set program records until that record was broken in 2021. The Tide's pace of play also ranked among the fastest in the country, as UA was fourth in raw tempo (76.1) and average possession length (15.2).

Prior to arriving in Tuscaloosa, Oats spent four seasons at the helm of the University of Buffalo where he took the men's basketball program to unprecedented heights. While there, Oats led the Bulls to a 96-43 (.691) record, three MAC tournament championships and three NCAA Tournament appearances, including reaching the round of 32 in 2018 and 2019. As a result, he was named the league's coach of the year and National Association of Basketball Coaches (NABC) District 14 Coach of the Year in back-to-back seasons (2018 and 2019).

During the 2018-19 campaign, Oats guided Buffalo to a 32-4 overall record and a 16-2 mark in conference play, leading the program to its second consecutive MAC regular season and tournament championships. The Bulls were ranked for 20 weeks in the Associated Press Top-25 during the 2019 season, which marked the first time in school history the program had earned a national ranking. Buffalo went on to climb as high as No. 14 in the nation which was the highest ranking by any MAC team over the previous 40 years. Additionally, the 32 victories not only set a program record, but were the most ever by any Mid-American men's basketball program. Oats would go on to finish fourth in voting for the AP Men's College Coach of the Year.

During the 2017-18 season, he led the Bulls to a record of 27-9 overall and 15-3 in the MAC. In doing so, he secured Buffalo's first victory in the NCAA Tournament, defeating No. 4 seed and PAC-12 Champion Arizona, 89-68, in Boise, Idaho.

Over that two-year span, Buffalo finished with a combined record of 59-13 (.819), while earning a pair of MAC Tournament and regular season championships, two NCAA Tournament Round of 32 appearances and consecutive MAC Coach of the Year honors.

Oats was named head coach of the UB men's program on April 11, 2015, after spending two seasons as the top assistant and recruiting coordinator for the Bulls. He came to Buffalo from Romulus High School in Michigan, where he taught and coached one of the top high school basketball programs in the region. In his two seasons as an assistant coach under Bobby Hurley, Oats helped lead the Bulls to a 42-20 record, back-to-back MAC East Titles, a MAC regular season title, a MAC Tournament title and UB's first ever trip to the NCAA Tournament.


Prior to joining the Bulls, Oats spent 11 seasons as head coach at Romulus High School in Michigan, winning the school's first state title in 27 years in 2012-13 and finishing the season at 27-1. He was named the 2013 Detroit News State Coach of the Year, the Detroit Free Press State Coach of the Year and the BCAM State Coach of the Year.

Oats' honors also include 2009 Basketball Coaches Association of Michigan Class A Coach of the Year, 2008 Detroit Free Press Metro Detroit Coach of the Year and 2005 Detroit News Metro Detroit Coach of the Year and Detroit Free Press Metro West Coach of the Year.

In his time as a head coach, he led the team to a 222-52 overall record and seven straight conference championships while going undefeated in conference play over four consecutive seasons. The team was ranked in the top-25 nationally on three occasions (2010, 2011, 2013) and made the Michigan Class A Final Four five times. More importantly, he oversaw a program that had a 100 percent graduation rate with 40 of his 42 seniors at Romulus continuing on to college.

Before coaching at Romulus, he played basketball at Maranatha Baptist University in Wisconsin where he was a captain and all-conference performer, while earning his bachelor's degree in math education. Oats went on to become an assistant coach at Maranatha from 1997 to 2000. After that, he moved on to the University of Wisconsin-Whitewater from 2000-02.

Nate and his wife Crystal are the proud parents of three girls – Lexie, Jocie and Brielle.



The Oats family: Nate and Crystal along with their three daughters (from L to R): Lexie, Jocie and Brielle.



**3RD SEASON**  
**CHARLIE HENRY**  
 Assistant Coach  
 MADONNA UNIVERSITY (2009)

Charlie Henry is in his third season as an assistant coach at The University of Alabama. In addition to his time in Tuscaloosa, Henry has over 10 years of coaching experience on three major levels of basketball – NBA, G League and Division I power-five schools – including stops at the Chicago Bulls, Windy City Bulls and Iowa State, among others.

His tenure at Alabama marks the second time that he has worked with head coach Nate Oats, who gave Henry his start in the coaching profession as an assistant at Romulus High School in Detroit, Mich., during the 2009-10 season. Romulus finished the year at 21-2 and was ranked as high as No. 22 in the nation by USA Today.

"I've known Charlie for 10-plus years and gave him his first coaching job as my assistant coach at Romulus High School," Oats said. "I've seen him climb the ladder. He works hard and has one of the sharpest minds around. I called him frequently while I was the coach at Buffalo to bounce ideas off him. He was an assistant coach in the NBA and head coach in the G League, so he has the knowledge of NBA concepts, but it's also a big plus that was he in Division I at Iowa State for a few years so he has both sides."

Henry's input was made immediately evident as Alabama made tremendous strides on both ends of the floor. After finishing 16-15 overall and 8-10 in the SEC during the 2019-20 season, the Tide had a historic 2020-21 campaign as it finished with a 26-7 overall record and a 16-2 mark in the SEC. With Henry's assistance, Alabama swept both the SEC regular season, the program's first since 2002, and tournament, first since 1991, championships, while becoming the only "Power 5" program to achieve the feat during the 2021 campaign.

The Tide would go on to finish the year ranked No. 5 in the final AP poll which matched the famed 1955-56 "Rocket 8" team for the highest final ranking in program history, while also matching single-season program records for total SEC wins and highest NCAA seed (No. 2 seed). Furthermore, UA's 26 overall wins were second-most in school history while the Sweet 16 appearance in the 2021 NCAA Tournament was the first for the Tide in 17 years.

Henry's primary focus comes on the defensive side of the ball where he helped turn the Crimson Tide to one of the top defensive teams in the nation during the 2020-21 campaign. Led by SEC Defensive Player of the Year Herbert Jones, the first UA player to ever earn the honor, Alabama finished the year ranked No. 3 in the nation in defensive efficiency. That was a vast improvement after finishing the 2020 campaign ranked No. 114 in the same category, according to KenPom.com.

In league games only, Alabama boasted the most efficient defense in the SEC during the 2020-21 campaign, ranking first in field goal percentage defense (.398), three-point field goal percentage defense (.259), steals (8.9 spg) and defensive rebounds (28.8), second in steals (8.9) and fourth in scoring defense (70.1). Offensively, UA led the league in scoring offense (81.9), scoring margin (+11.8), three-point shooting (.378), threes made per game (11.4) and rebounding offense (40.7). In fact, the Tide held 13 of its 18 league opponents to under 30 percent shooting from beyond the arc in SEC play, 11 of which shot under 25 percent from deep.

Across his two seasons at the Capstone, Henry has coached three NBA Draft picks, including a pair of NBA Lottery selections in Joshua Primo (Drafted No. 12 overall by San Antonio in 2021) and Kira Lewis Jr. (Drafted No. 13 overall by New Orleans in 2020). Jones was also selected in the 2021 NBA Draft, going to the New Orleans Pelicans with the fifth pick of the second round (No. 35 overall).

Henry also played a big role in helping sign consecutive top-10 classes during his two seasons at the Capstone. The 2020 class was ranked No. 9 in the nation according to Rivals.com and No. 12 nationally by 247sports.com, while the 2021 class was ranked No. 9 by 247sports and No. 10 by Rivals.com.

Henry came to Tuscaloosa after spending two seasons (2017-19) as the head coach of the Windy City Bulls, the NBA G League affiliate of the Chicago Bulls. During his final season, Henry led his team to a 27-23 (.540) overall record, earning a spot in the playoffs for the first time and its first winning record in the franchise's three-year history. While with Windy City, he coached second team All-NBA G League honoree Walter Lemon Jr., as well as Jakarr Sampson both of which were called up to the Bulls.

His first campaign with Windy City was highlighted by Bulls' two-way player Antonio Blakeney earning G League Rookie of the Year honors. Following the season, both Blakeney and Ryan Arcidiacono were converted to standard NBA contracts.

Before earning his first career stint as a head coach, Henry spent two seasons (2015-17) as an assistant for the Chicago Bulls under Fred Hoiberg. During his two years in the NBA, Henry's responsibilities included player development, opponent game preparation and implementation of offensive schemes, among other duties.

Prior to his time with Chicago, Henry was a member of Hoiberg's coaching staff at Iowa State for three seasons, where his tenure was highlighted by three consecutive trips to the NCAA Tournament (2013-15), a Sweet 16 appearance (2014) and two Big 12 Conference Tournament championships (2014,

## THE FILE

**Hometown:** Canton, Mich.

**Education:** Madonna University (2009), Iowa (2014)

**Wife:** Teisha

**Son:** Nash

## COACHING EXPERIENCE

**2019-present:** Alabama (Assistant Coach)

**2017-19:** Windy City Bulls (Head Coach)

**2015-17:** Chicago Bulls (Assistant Coach)

**2013-15:** Iowa State (Assistant Coach)

2015). During his final two seasons, the Cyclones posted a record of 53-17 (.757) and led the country in wins against top-25 teams. They were also one of two teams in the country to place in the top-15 in offensive efficiency every season from 2013-15.

The highlight of his tenure in Ames came in 2014-15 when Iowa State went 25-9 and finished second in the Big 12 with a 12-6 record. The Cyclones won their second consecutive Big 12 Tournament that season and advanced to the NCAA Tournament. ISU, which was ranked in a school-record 37 consecutive polls, came in at No. 9 in the final Associated Press Top-25. Henry also spent time on the staff as the director of player development (2013-14) and graduate assistant (2012-13).

A native of Canton, Mich., Henry spent the 2011-12 season with the Indiana Pacers as a video intern. The Pacers advanced to the Eastern Conference semifinals that season. In 2010-11, Henry was a graduate manager at Utah, assisting the video coordinator for the Runnin' Utes.

Henry was a four-year member of the men's basketball team at Madonna University (Mich.) and graduated in 2009 with a bachelor's degree in journalism and public relations. He received his master's degree in educational leadership and policy study from Iowa State in 2014.

Henry is married to the former Teisha Knutson and the couple has a son, Nash, who was born in March, 2020.







**3RD SEASON**  
**BRYAN HODGSON**  
 Assistant Coach  
 FREDONIA STATE, 2010

Bryan Hodgson is in his third season as an assistant coach at The University of Alabama and was one of the first hires made by head coach Nate Oats.

"Bryan is one of the best recruiters I've been around," Oats said. "I initially hired him at Buffalo and he quickly proved that was one of the best decisions I made. He was able to get high-level talent, and he's got an eye for talent. He knows exactly how we want to play so there's a chemistry there in terms of knowing who we want to bring in and what type of player we need."

On the recruiting trail, Hodgson has established himself as one of the top recruiters in the nation as he was ranked by 247Sports.com as the No. 6 overall in its basketball recruiting rankings. He has been instrumental in the Crimson Tide recruiting efforts as Alabama has garnered back-to-back top-10 signing classes in both 2020 (No. 9 Rivals/No. 12 247Sports) and 2021 (No. 9 by 247sports/No. 10 by Rivals.com). Excluding graduate transfers and JUCO signees, of the eight signed players during head coach Nate Oats' two seasons at Alabama, four have been five-star prospects while the other four were all rated as four-star signees.

Hodgson blazed a trail to Canada as he signed the first Canadian players in program history – Josh Primo and Keon Ambrose-Hilton – Canada's No. 1 and No. 3-ranked players, respectively, in 2020. He followed that by getting a third Canadian, Charles Bediako, to ink his National Letter of Intent with the Crimson Tide in 2021. Both Bediako and Primo were listed as five-star players, while Ambrose-Hilton was a four-star prospect.

On the court, Hodgson, who was on Oats' staff at the University of Buffalo, helped implement one of the highest-powered offenses across the nation – the same style of play that propelled the Bulls to their most successful stretch in program history of three consecutive NCAA Tournaments and back-to-back Mid-American Conference tournament titles. In just two seasons, Hodgson has played a big role in the revival of the Alabama men's basketball program.

After finishing the 2019-20 season with a 16-15 record and 8-10 mark in SEC play, Alabama had one of the biggest single-season turnarounds in all of college basketball, finishing with a 26-7 overall record in 2020-21 and a 16-2 mark in Southeastern Conference play in his second season at The Capstone. The Tide clinched the program's first regular season title in 19 years, since earning the 2002 regular season crown, and capturing the SEC Tournament championship title for the first time in 30 years (1991).

During his two seasons working in Tuscaloosa, the Crimson Tide has transitioned into one of the

most dangerous two-way teams in the nation. In fact, UA finished this past year as one of only nine teams to finish among the top-30 in offensive and defensive efficiency, according to KenPom.com. Over that stretch, Alabama has averaged 80.8 points per game while also leading the nation in total threes made and attempted.

In addition to his top-10 coach recruiter rankings for 2020, Hodgson was named to The Athletic's Top-25 up-and-coming college basketball coaches. He was also listed as one of the top 50 Most Impactful High Major Assistant Coaches and invited to participate in the prestigious 2020 TopConnect Seminar which identifies the top assistants in the country and connects them with mid-major Athletic Directors. Previously, Hodgson was one of 30 assistants named to the 2016 Under Armour 30-under-30 Team by the National Association of Basketball Coaches (NABC).

Hodgson came to the Capstone after having spent four seasons (2015-19) with Oats at the University of Buffalo, where together they helped take the men's basketball program to unprecedented heights. While there, Hodgson helped guide the Bulls to three NCAA Tournament appearances and three Mid-American Conference Tournament championships, while also earning a pair of MAC regular season titles. In addition, Buffalo reached the Round of 32 in the NCAA Tournament in each of their final two seasons (2018 and 2019).

The Bulls were ranked for 20 weeks in the Associated Press Top-25 throughout the 2019 season, which marked the first time in school history the program had earned a national ranking. Buffalo went on to climb as high as No. 14 in the nation – the highest ranking by any MAC team in past 40 years. Additionally, the 32 victories not only set a program record, but were the most wins ever by any Mid-American men's basketball program.

During the 2018-19 campaign, Buffalo finished with an impressive 32-4 overall record and a 16-2 mark in conference play. Both the 32 victories over the seasons and 16 conference wins were school records, beating the former records of 27 wins (27-9) and 15 MAC victories (15-3) which were set the previous year (2017-18). In fact, the Bulls had a combined record of 59-13 overall and 31-5 in league play, setting the best two-year stretch in the 103-year history of the Buffalo program.

Considered one of the top recruiters in the country, Hodgson led the UB recruiting efforts and was responsible for the addition of a large make up of the Buffalo roster which had so much success under Oats' leadership. Most recently, Hodgson oversaw the 2018 recruiting class which was ranked 68th

## THE FILE

**Hometown:** Jamestown, N.Y.

**Education:** Fredonia State (2010), Southwest (2015)

## COACHING EXPERIENCE

**2019-present:** Alabama (Assistant Coach)

**2015-19:** Buffalo (Assistant Coach)

**2014-15:** Midland (Texas) College (Assistant Coach)

**2010-13:** Jamestown Community College (Assistant Coach)

nationally by Rivals.com, the highest ranking in school history.

In addition to his recruiting prowess, Hodgson is also known for his ability to develop talent. During his four seasons at Buffalo, nearly every player on the roster made tremendous strides on the court, none more so than 2019 MAC Player of the Year CJ Massinburg, who finished his career as a three-time All-MAC honoree and second in school history with 1,990 career points and 273 career treys. He went on to be named an honorable mention All-American by the Associated Press as a senior.

Prior to his time at Buffalo, Hodgson served as the assistant coach at Midland (Texas) College, where he helped lead the team to a six-win turnaround during the 2014-15 season. He helped manage all aspects of recruitment for Midland and conducted individual skill development workouts and in-season team practice sessions.

A western New York native, Hodgson served as an assistant coach from 2010 through 2013 at Jamestown Community College, where he also helped turn around a program upon his arrival. He coached 14 players who received scholarships to four-year schools after their graduation from JCC, coaching nine all-region players during his time.

Hodgson played two seasons at Jamestown Community College, serving as a two-year captain, before heading to the Fredonia State, where he finished his education and served as an assistant coach.

Hodgson earned his undergraduate degree in sports management from Fredonia State in 2011 and his masters in education from the University of the Southwest in 2015.





## ANTOINE PETTWAY

Assistant Coach

ALABAMA, 2004

Former Crimson Tide standout Antoine Pettway is in his 11th season as an assistant coach at his alma mater, and his 14th year on the Alabama men's basketball staff. During his 16 total seasons as a collegiate coach (which includes two years as an assistant coach at Jacksonville State), Pettway has developed a reputation as one of the top recruiters not only in the Southeast, but in the nation.

"In getting to know Antoine, he's one of the best individuals I've ever met," coach Nate Oats said. "He's got no ego; he's not entitled; and he's got great relationships with our guys. I interviewed all the players when I first got here and the feedback I got on him was that he really cares about each of them. He recruited a lot of them and the fact that he helped sign the three guys coming in was big. I talked to a lot of people about him and it was all great."

Pettway's work has taken notice on a national level as he is consistently ranked as one of the top recruiting coaches in the nation. In its most recent national recruiter rankings, 247sports.com listed Pettway as the No. 8 recruiter in the nation for the 2021 class. In 2019, he was the top-rated recruiter in the nation. Prior to that, he was ranked No. 3 nationally in 2017 and No. 9 in 2018, making it three consecutive years he has ranked among the top-10 recruiters in the nation.

Under Oats, Pettway has been a big part in the Crimson Tide snagging back-to-back top-10 signing classes in both 2020 (No. 9 Rivals/No. 12 247Sports) and 2021 (No. 9 by 247sports/No. 10 by Rivals.com). In fact, of the eight signed players during Oats' two seasons at Alabama, four have been five-star prospects while the other four were all rated as four-star signees.

Most recently, Pettway recruited and signed five-star prospect JD Davison, who is one of the highest-rated recruits to ever sign with the Alabama men's basketball program, ranking No. 9 overall and the nation's No. 1 point guard according to 247Sports.com.

Jaden Shackelford out of Hesperia, Calif., who was rated just inside the top-100 rankings, is another diamond found by Pettway. Shackelford earned a spot on the SEC All-Freshman team in 2019-20 while averaging 15.0 points and 2.7 threes made per game which both ranked among the league leaders. He continues to solidify his development as a sophomore when he finished as the team's leading scorer at 14.5 ppg.

Pettway played a key role in Alabama's 2017 signing class which was ranked as the program's top recruiting class in school history. That class boasted two players among the top-25 recruits in the country, both five-star recruits as listed by Rivals.com, as well as two four-star players and a three-star, with four of the five signees ranked among the top-100 players in the nation according to the site. Combined, the Crimson Tide signing class was ranked as high as No. 6 in the nation.

Among the signees was Collin Sexton, who Rivals.com ranked as the nation's No. 7 overall recruit and No. 2 guard in the class of 2017, along with Alabama Mr. Basketball John Petty, who the site ranked as the No. 25 overall player and the No. 11 guard in the nation.

Pettway not only played a big role in the Tide's most recent signing class, but also played a key part in luring the top recruits in the state of Alabama to the Capstone. Due in large part to his efforts on the recruiting trail, Alabama has signed the No. 1-ranked player in the state in five out of the last nine years (Jimmie Taylor in 2013, Justin Coleman in 2014, Dazon Ingram in 2015, Petty in 2017 and Davison in 2021).

Prior to his role as an assistant coach with the Crimson Tide, Pettway spent three seasons as Alabama's director of operations (2010-13) after serving as an assistant coach at his alma mater for the previous two years (2008-10). The Alberta, Ala., native re-joined the Crimson Tide in the summer of 2008 after a two-year stint on the staff at Jacksonville State.

A former Crimson Tide star player, Pettway's duties include recruiting, on-court coaching working primarily with the guards, scouting and statistical breakdown, along with other duties assigned by the head coach. He also works with the coaching staff to develop players off the court while assisting in the day-to-day management of the program.

Pettway is a fan-favorite in Tuscaloosa. He was an integral part of Alabama's NCAA quarterfinal run in 2004, starting every game at point guard. That season marked the third consecutive season in which he led the Tide to the NCAA Tournament.

While attending graduate school in 2005-06, Pettway began his coaching career by serving as an office assistant in the Alabama basketball office, before accepting a full-time position as an assistant coach at Jacksonville State.

Following his graduation from UA with a degree in health management through the school of business,

## THE FILE

**Hometown:** Alberta, Ala.

**Education:** Alabama (2004); Jacksonville State (2006)

**Wife:** Kim

**Son:** Kingston

**Daughters:** Jana Rae and Summer

## COACHING EXPERIENCE

**2013-present:** Alabama (Assistant Coach)

**2010-13:** Alabama (Director of Operations)

**2008-10:** Jacksonville State (Assistant Coach)

Pettway played professionally for the Huntsville Flight of the NBA Developmental League and the Kentucky Reach of the World Basketball Association, where he was named the league's 2004 rookie of the year.

Pettway is married to the former Kim Minor, also a University of Alabama graduate. The couple has one son, Kingston, and two daughters, Jana Rae and Summer.







**3RD SEASON**  
**ADAM BAUMAN**  
 Director of Scouting & Analytics  
 FREDONIA STATE, 2010

Adam Bauman is in his third season at The University of Alabama and is in his first year as the program's director of scouting and analytics. His promotion comes after serving as an integral part of head coach Nate Oats' staff over the previous six years as the director of basketball operations at both UA (2019-21) and Buffalo (2015-19).

In his current role, Bauman is responsible for a variety of aspects of the men's basketball program including but not limited to, overseeing the budget, scheduling, analytics, camps, advance scouting of opponents, while also assisting coach Antoine Pettway on the offensive side of the ball.

"I hired Adam while I was at Buffalo and I think he's one of the most organized, bright young minds

that I've been around," Oats said. "In doing his ops role, he also helped me on the offensive side of things quite a bit. He's grown over my time with him and this season he'll be able to do more scouting and analytics, which is something that is extremely valuable to us. Adam will also help us break down film, evaluate things we are doing well and not doing well and will be involved a lot more on the basketball side. He knows how we want things run and has been a big part of the success we've had."

Bauman has played an important role in helping Alabama basketball return to national prominence with a historic 2020-21 campaign that ended with a run to the Sweet 16 – the eighth in program history. The Crimson Tide boasted a final record of 26-7 overall and a school-record tying 16 wins in SEC play (16-2). The Tide also swept both the regular season and conference tournament championships. It was the program's first regular season title in 19 years (2002) and first tournament championship title in 30 years (1991).

Alabama ended the year with a No. 5 final ranking in both the Associated Press and Coaches' polls, matching the famous 1955-56 Rocket 8 team for the highest final ranking in program history. In fact, the Tide spent eight of the final nine weeks ranked among the Associated Press Top 10.

In his first season at Alabama, Bauman played a role in helping convert the Crimson Tide's offense to one of the most potent in the nation. Alabama finished the 2019-20 campaign leading the SEC in scoring offense (82.0 ppg) and threes made per game (10.8), while ranking third nationally in both categories. In all, UA led the league in six different categories and ranked among the top five in four separate statistics.

Bauman was on the UB staff for four years under Oats' direction. While there, he was part of a staff that became the winningest in program history. Over the four-year stretch, the Bulls claimed three Mid-

American Conference Tournament championships while also earning a pair of MAC regular season titles. In addition, Buffalo reached the Round of 32 in the NCAA Tournament in 2018 and 2019.

Prior to his time at Buffalo, the Pontiac, Ill., native oversaw all video coordination for men's basketball at Mississippi State from 2012-15 while also maintaining the recruiting database. In addition, he was responsible for developing recruiting materials for the coaching staff, breaking down advanced scouting film, helping coordinate summer camps and assisting with on-campus recruiting.

A 2009 graduate of Southern Illinois with a degree in kinesiology, Bauman was a student manager for the SIU basketball teams that won two regular-season Missouri Valley Conference titles and the 2006 league tournament. During his time in Carbondale, the Salukis garnered bids to three NCAA Tournaments and one NIT. He was a part of the 2007 SIU squad that advanced to the Sweet 16.

He then joined the staff at Arizona State as a graduate assistant coach, where he assisted with video production, player development and academic support.

In November of 2009, he took a job at Santa Clara, where in 2011 the Broncos won the Collegelinsider.com Postseason Tournament and finished with the second-most wins (24) in school history.

Born on Oct. 22, 1985, Bauman is a 2004 graduate of Pontiac Township High School, where he lettered twice in basketball. As a senior, his team won the conference title, the program's first since the mid-80s.

Bauman is married to the former Beth Nathaniel of Akron, Ohio. The couple has two dogs, Mosley and Cali.



**5TH SEASON**  
**ALEX ACCETTA**  
 Director of Operations  
 ALABAMA, 2017

Alex Accetta is in her fifth year as a member of the Alabama men's basketball full-time staff and enters her first season as the director of operations. She was promoted into her new role following the 2020-21 season after spending the previous four years as the program's operations coordinator.

Accetta is one of six women in the Southeastern Conference who currently serves in a coach or support staff role, one of 22 across the top six leagues in collegiate basketball (ACC, Big 12, Big East, Big Ten, Pac-12, SEC) and one of fewer than 50 women

in the nation who are a member of a Division I men's basketball staff.

In her current role, Accetta assists with a multitude of projects throughout the year, including oversight of the men's basketball budget, managers and graduate assistant managers, as well as the day-to-day schedules for both the team and head coach Nate Oats. In addition, she handles all team travel logistics and coordination as well as ticket coordination for the program. Accetta also serves as the oversight for all men's basketball off-court events such as Pro Day, Parents Weekend, Alabama basketball camps and guest speakers.

Accetta was promoted into her current role after having served four years (2017-21) as the operation coordinator for the program. Among her duties while in that position were to assist the then-director of operations with team travel and logistics, assist with ticket requests for recruiting, high school coaches, and program ticket requests and helped coordinate on-campus visits, among other duties. Prior to that, she worked as a student assistant in the men's basketball office from 2015-17.

Accetta comes from a basketball background, as she spent three years (2010-13) working closely with Hall of Famer Nancy Lieberman, who was the head coach and assistant general manager with the Texas Legends of the NBA G-League.

Accetta, a native of Dallas, earned her degree in business management from UA and graduated in May of 2017.



**4TH SEASON**  
**DONOVAN KATES**  
 Special Assistant to the Head Coach  
 MANHATTAN, 2015

Donovan Kates enters his fourth season with the Alabama men's basketball program, and his first as the special assistant to the head coach. Kates was promoted to his new role after serving the 2020-21 campaign as the director of men's basketball video services.

In his new role, Kates' primary focus will be on the defensive side of the floor where he will focus advance team scouting as well as self-scouting, while providing feedback and suggestions to the coaching staff. He is also the post-practice coordinator and will assist the head coach in multiple duties as assigned.

Off the court, Kates will serve as program's liaison for academics, Title IX and housing, among other things.

Prior to his promotion into a full-time role as the team's video coordinator, Kates spent two years as a graduate assistant manager from 2018-20. He brought coaching experience to the Crimson Tide program, having spent one season as the boy's head prep coach at Combine Academy (Charlotte, N.C.) in 2017-18.

A native of Hopkinsville, Ky., Kates, who was a four-year letterwinner and three-year starter at Manhattan, played in 131 career contests across his four seasons. He would finish his playing career with 570 points, 277 rebounds, 105 assists and 50 steals

As a senior, Kates played a pivotal role in helping the Jaspers run to the MAAC Championship, as he scored a season-high 13 points in the title game victory over Iona (3/9) while making good on 4-of-6 from long range.

As a high school standout, Kates helped lead Christian County to the 2011 Kentucky State Championship as he garnered Second Team All-Kentucky honors. During the Colonels' 2011 Championship run, he led Christian County with 77 three-pointers shooting nearly 40 percent from beyond the arc on his way to earning a spot on the 2011 Kentucky All-Star Team. He closed his high school career third in Christian County history scoring over 1,400 career points. Off the court, he ranked in the top 10 percent academically of his high school graduating class.

Kates earned his undergraduate degree in communications from Manhattan in 2015. He obtained his master's in sports business administration from Alabama in 2019.

Kates has one daughter and resides in Tuscaloosa.



**3RD SEASON**  
**DEREK RONGSTAD**  
 Video Coordinator  
 WISCONSIN-WHITWATER, 2015

After serving the past two seasons as graduate manager under head coach Nate Oats on the Alabama men's basketball staff, Derek Rongstad was promoted into the role of director of video services beginning in the 2021-22 season.

In his new position, Rongstad oversees all video aspects for the program and serves an instrumental role when it comes to game preparation by helping the coaching staff implement opponent player and team scouting materials. He also cuts and distributes practice and game footage to help the student-athlete's performance, among other duties.

During his two seasons as a graduate manager at UA from 2019-21, Rongstad played a pivotal role in helping the Crimson Tide's run to the 2021 SEC Championships and NCAA Tournament Sweet 16. His duties included assisting the coaching staff with opposing teams' offensive scouts and defensive postgame clean-ups, while also assisting with recruiting videos and individual workouts, among other duties.

Rongstad had the desire to get into the coaching profession after he played collegiately for four years. He signed with Wisconsin-Milwaukee out of high school and played there from 2014-16 before finishing his career at Wisconsin-Whitewater where he was voted team captain as a junior and senior.

Rongstad, a native of Middleton, Wis., graduated with a degree in economics in 2018 and earned his masters in business administration from Whitewater in 2020. He then went on to earn a masters in sport hospitality from the University of Alabama in May of 2021.





**3RD SEASON**  
**CHRISTIAN PINO**  
 Director of Player Development  
 BUFFALO, 2017

Christian Pino is in his third season with the Alabama basketball program, and his first as full-time member of the staff. After spending his first two years as a graduate manager, Pino was promoted to the director of player development and recruiting coordinator in July of 2021, following the Tide's SEC Championship and NCAA Tournament run.

In his current role, Pino is primarily responsible for helping with skill development, as well as assisting with practice plans and game charts. Additionally, he maintains the program's recruiting database and

presentations, while also assisting the coaching staff with opponent's scouts.

Alabama is not the first time Pino has been under head coach Nate Oats. A native of Detroit, Mich., Pino played for Oats at Romulus High School, helping lead the Eagles to a 27-1 overall record and the Michigan Class A state championship in 2013.

After playing a year (2013-14) under then-head coach Herb Sendek at Arizona State, Pino reunited with Oats, who had become an assistant coach at Buffalo in 2014. He completed his final three seasons (2014-17) of eligibility with the Bulls' program and was a part of back-to-back NCAA Tournament berths as well as the program's first-ever MAC tournament championships in 2015 and 2016.

In addition to his time under Oats, Pino also added coaching experience before entering the collegiate coaching profession, serving as the assistant boys' varsity coach at Seaholm (Mich.) High School for the 2018-19 season.

Pino graduated from Buffalo in 2017 with a degree in business administration. He earned his master's in sports hospitality from Alabama in 2021.



**3RD SEASON**  
**DR. ARNIE GUIN**  
 Mental Skills Coach  
 Puget Sound Christian College, 1997

Dr. Arnie Guin enters his third year working with the Alabama men's basketball program. Guin, who has more than 30 years of experience as a pastor, counselor, mental skills coach and professor, also aids the women's basketball and gymnastic programs and is one of the few official "mental skills coaches" in all of college basketball.

Guin (pronounced GYOO-in) works behind-the-scenes with the student-athletes, coaches and staff in terms of setting the culture for the program. And it's no coincidence that the over the past two seasons, Guin's expertise has helped the program return to the national collegiate basketball scene while coming off

one of its most historic season in the 109 years of Alabama basketball.

Over the past two seasons, the work Guin has put in behind the scenes has helped translate into on-court success. Alabama has compiled an overall record of 42-22 (.656) over the two years, including a 24-12 (.667) mark in SEC play. That includes a historic 2021-22 campaign in which Alabama captured its first conference championship in 19 years (dating back to 2002), first tournament championship in 30 years (dating back to 1991) and first Sweet 16 showing in 17 years (dating back to 2004).

"I'm excited that Arnie is a part of our program here at Alabama," Oats said. "He was a crucial part of the culture we were able to build at Buffalo and it continues to be the pillars of our program here in Tuscaloosa. He brings a wisdom in dealing with people and a passion for serving others that enables everyone around him to come closer to reaching their potential. To have someone of his caliber on staff to help our players grow into high-character young men was important to me in our building of our culture."

Guin, who was a registered psychotherapist in the state of Colorado, first began working with head coach Nate Oats at Buffalo during an era of unprecedented success in the men's basketball program.

During his time working with the Buffalo men's basketball program from 2017-19, the Bulls reached unprecedented heights by making consecutive NCAA Tournament Round of 32 appearances, earning a pair of MAC Tournament and regular season championships and owning a combined record of 59-13 (.819). The 59 victories set a school record for a two-year span, while Buffalo's 32 wins during the 2018-19 campaign was also a single-season high for the program.

During his time in the New York area, Guin operated a consulting firm in Buffalo and had a decade of experience working with athletes on their confidence and approach in life, including working with a number of professional as well as collegiate athletes across a variety of sports.

While working with the men's basketball program, he and Oats collaborated to create "The Bulls' Way of Life," a year-long mental skills training curriculum that included a summer seminar, weekly meetings with the team, pregame visualizations and one-on-one counseling.

In addition to his work in the sports world, Guin has served various roles in in the ministry field, most recently serving as the executive director and lead pastor of Cornerstone Church in Grand Island, N.Y.

Before making the move to New York, Guin was based in Colorado where he was a registered psychotherapist. He also worked as an adjunct professor at Colorado Christian University and was the executive director of business and medical careers.

In Colorado, Guin began his working with professional athletes who competed in the National Football League (NFL), Major League Baseball (MLB) and Mixed Martial Arts (MMA). Through his work with high-profile players, Guin gained the experience and knowledge to work with elite athletes, focusing on the mental skillset needed in order to be successful both on and off the court.

Guin, who is certified in positive psychology, earned his doctorate of ministry from Newburgh Theological Seminary in 2011. He also holds a masters of divinity from Western Seminary (2000) and earned his bachelors in communication from Puget Sound Christian College (1997).

Guin and his wife, Hope, have two grown children, Seth and Mya.



**3RD SEASON**  
**MIKE SNOWDEN**  
 Strength & Conditioning Coach  
 FREDONIA STATE, 2010

Mike Snowden is in his third season as the Alabama men's basketball strength coach and fifth year serving in that role under head coach Nate Oats. A military veteran who served on President Barack Obama's Helicopter Squadron staff, Snowden was Oats' strength coach for the last four years, including spending two seasons at Buffalo where he helped the program reach unprecedented heights.

"Mike was with me at Buffalo and a big reason for our culture change," Oats said. "Our final two years were the best two years in Buffalo basketball history and his impact has continued to be felt here at Alabama. He's a guy with a lot of energy, that

preaches discipline and that establishes a level of work that's expected in our program – both on and off the court. He also builds great relationships with the players and is someone who is always there for them."

Snowden's impact has been felt immediately as he helped the Tide to one of its best seasons in program history in 2020-21. Alabama's season ended in the Sweet 16 with a final record of 26-7 overall and a school-record tying 16 wins in SEC play (16-2). The Tide also swept the regular season and conference tournament championships. It was the program's first regular season title in 19 years (2002) and first tournament championship title in 30 years (1991).

Thanks to Snowden's leadership in the weight room, UA was ranked as high as No. 5 in the nation during the 20-21 season and spent eight of the final nine weeks ranked among the Associated Press Top 10. UA finished the year matching the program's highest final ranking ever at No. 5 nationally, matching the famous 1955-56 Rocket 8 team.

Snowden has helped three players under his program hear their name called on draft night over his two seasons in Tuscaloosa. Snowden worked closely with in the weight room a pair of NBA Draft lottery picks in Kira Lewis Jr. (No. 13 overall in 2020) and Joshua Primo (No. 12 overall in 2021). SEC Player of the Year Herbert Jones, who changed his body in his two years under Snowden's supervision, was also selected in the 2021 NBA Draft (No. 35 overall), giving the Crimson Tide two players selected in the same draft for the first time since 1995.

During his two seasons at Buffalo, Snowden helped guide the Bulls to back-to-back NCAA Tournament appearances and Mid-American Conference tournament championships. In addition, Buffalo reached the round of 32 in the NCAA Tournament in both 2018 and 2019. The two-year

run produced a combined record of 59-13 overall and 31-5 in league play – the best two-year stretch in the 103-year history of the Buffalo program.

Prior to his time at Buffalo, Snowden had two stints at George Mason, his alma mater, in 2016-17 and 2013-14 – his first year as a strength coach. He also served as the strength and conditioning graduate assistant at VCU with the University of Maryland football team in 2014-15 and University of Mary Washington in 2013-14. In addition, he worked as a sports performance coach with Strength and Performance Training, Inc., from 2014-15.

Snowden graduated from George Mason in 2015 with his bachelor's degree in kinesiology. He earned his master's degree in sport leadership from VCU in 2016. He is a Registered Strength and Conditioning Coach (RSCC) and Certified Strength and Conditioning Specialist (CSCS) by the National Strength & Conditioning Association (NSCA), where he serves as Vice Chair for the organization's Basketball Special Interest Group. He is also a Level I Precision Nutrition and USA Weightlifting (USAW) coach and a Performance Enhancement Specialist through the National Academy of Sports Medicine (NASM). Finally, Snowden authored a book for SimpliFaster and Stack Sports.

A native of Frederick, Md., Snowden spent seven years as active-duty military in the Navy. From 2005-09, he served on the USS George Washington and received the Navy and Marine Corps Achievement Medal. From 2009-12, he served on Marine Helicopter Squadron One. He was awarded the Presidential Service Badge for his service to President Barack Obama.

Snowden was married to the former Colleen Wevodau in July, 2021.



**7TH SEASON**  
**CLARKE HOLTER**  
 Athletic Trainer  
 FREDONIA STATE, 2010

Clarke Holter is in his seventh season as the athletic trainer for the Alabama men's basketball team and has developed a reputation for being one of the top men's basketball athletic trainers in the nation.

Holter came to Alabama after spending six years at Ole Miss, where he served as the men's basketball athletic trainer. During his time in Oxford, Holter was key in helping the Rebels to the 2013 Southeastern Conference Tournament title, as well as a pair of NCAA Tournament appearances (2013 and 2015).

Prior to his arrival at Ole Miss, he served as an intern athletic trainer for the Tampa Bay Buccaneers from May 2008-May 2009.

Holter graduated from West Virginia University in 2006 with a degree in athletic training. During his time at WVU, he worked with the Mountaineers' men's basketball, football, baseball, rowing and women's soccer teams. In addition, he spent some time at the Healthworks Rehab & Fitness Clinic.

In 2005, he received the John C. Spiker Athletic Training Scholarship through the WVU school of education. He also completed an internship with the Miami Dolphins working through preseason and all of training camps, for the 2005 season.

After graduating from WVU, he attended James Madison University, where he obtained a Master's of Science in Kinesiology in 2008. During his time with the Dukes, he worked with the baseball, men's and women's golf teams. In the summer of 2007, he completed an internship with the Tampa Bay Devil Rays at their complex in St. Petersburg, Fla.


Holter is a board certified athletic trainer by the National Athletic Trainers' Association and has certifications in CPR/AED and serves as a CPR instructor. In addition, he has obtained his Performance Enhancement Specialist and Corrective Exercise Specialist certifications through the National Academy of Sports Medicine.

The Culpeper, Va. native is married to the former Liz Robertson, who was a four-year letterwinner for the Ole Miss women's basketball team from 2007-10.

The couple has three children: Daughters, Charleigh and Collyns, and a son, Will.



# COACHES AND STAFF




**JAMIE  
BAKER**

Graduate Manager



**J  
BATT**

Senior Deputy AD/Sport Administrator



**AMANDA  
BRANSON**

Nutritionist



**JUSTIN  
BRANT**

Associate AD/ Crimson Tide  
Productions



**MICHAEL  
DEAN**

Assistant AD/Compliance



**BRIAN  
EDMISTON**

Event Management



**KENT  
GIDLEY**

Photography



**TERRY  
GRIMM**

Facilities



**AARON  
HEPP**

Crimson Tide Productions



**SCOTTY  
HOLLINS**

Team Chaplain




**AARON  
JORDAN**

Director/Athletics Communications



**BRAD  
LEDFORD**

Associate AD/Marketing




**JACKSON  
PATTON**

Graduate Manager



**BRITTANY  
PRICE**

Assistant AD/Academics



**IKENNA  
SMART**

Graduate Manager



**ROBERT  
SUTTON**

Team Photographer



**GARRETT  
WALKER**

Equipment Manager




**STEPHANIE  
WITHEY**

Athletics Communications



**BEVERLY  
WRIGHT-CHANDLER**

Ticketing



**TAYYAB  
ZAHID**

Graduate Manager



# 2021-22 PLAYERS

## INSIDE

Keon Ambrose-Hylton	42-43
Tyler Barnes	44
Nimari Burnett	45
Keon Ellis	46-47
Juwan Gary	48-49
Noah Gurley	50
Britton Johnson	51
Darius Miles	52-53
Jahvon Quinerly	54-55
James Rojas	56-57
Jaden Shackelford	58-59
Charles Bediako	60
JD Davison	60
Jusaun Holt	61
Alex Tchikou	61
Adam Cottrell	62
Delany Heard	62
Jaden Quinerly	62







# 22

**KEON  
AMBROSE-  
HYLTON**

Toronto, Ontario  
Andrews Osborne Academy

**Forward / Sophomore / 6-8 / 210**

### CAREER HIGHS

Points	4	3x, last vs. Miss. State (1/23/21)
Rebounds	4	vs. Arkansas (1/16/21)
Assists	2	at LSU (1/19/21)
Steals	1	vs. Mississippi State (1/23/21)
Blocks	1	Georgia (2/13/21)
Minutes	10	2x, last vs. Miss. State (1/23/21)
Field Goals	2	3x, last vs. Miss. State (1/23/21)
FG Att.	4	vs. Arkansas (1/16/21)
3-Point FG		
3-Point Att.		
Free Throws	1	Auburn (3/2/21)
FT Att.	2	2x last vs. Auburn (3/2/21)

### 2020-21 SEASON HIGHS

Points	4	3x, last vs. Miss. State (1/23/21)
Rebounds	4	vs. Arkansas (1/16/21)
Assists	2	at LSU (1/19/21)
Steals	1	vs. Miss. State (1/23/21)
Blocks	1	Georgia (2/13/21)
Minutes	10	2x, last vs. Miss. State (1/23/21)
Field Goals	2	3x, last vs. Miss. State (1/23/21)
FG Att.	4	vs. Arkansas (1/16/21)
3-Point FG		
3-Point Att.		
Free Throws	1	Auburn (3/2/21)
FT Att.	2	2x last vs. Auburn (3/2/21)

### MISCELLANEOUS STATS

CATEGORY	2020-21	CAREER
Double-digit scoring		
20+ point games		
Double-digit rebounding		
Double-doubles		
Led UA in scoring		
Led UA in rebounding		
Led UA in three-pointers		
Led UA in assists		
Led UA in steals		
Led UA in blocks		
5+ assist games		
3+ three-pointers		
3+ steal games		
3+ block games		



### CAREER ACCOLADES

- SEC Academic Honor Roll (2021)

### FRESHMAN (2020-21)

- SEC First Year Academic Honor Roll
- Played in 18 games on the season averaging 4.1 minutes per contest to go along with 1.2 points and 0.7 rebounds a game
- Finished the year connecting on 10-of-15 (.667), three of his made field goals coming on dunks
- Had a career-best game by accounting for four points and four rebounds in just 10 minutes of action vs. Arkansas (1/16), including an emphatic dunk to highlight 31-point victory
- Also had four-point games against East Tennessee State (12/22) and Mississippi State (1/23)
- Matched season-high in minutes with 10 minutes of action in the first meeting against the Bulldogs
- Saw one minute of action and converted a layup in the NCAA Tournament second round win over Maryland (3/22)
- First collegiate action came with seven minutes in the season opener vs. Jacksonville State (11/25)

### PREP HIGHLIGHTS

- A four-star prospect by ESPN, Rivals and 247Sports
- Ranked by ESPN as the No. 58 overall player in the 2020 class and No. 14 at his position
- Ranked by 247Sports.com as the No. 78 overall player in the nation and the No. 13 power forward
- Rated as the No. 2 overall player by North Pole Hoops in Canada's 2020 class
- Originally hails from Toronto but played his high school ball for head coach Dave Briski at International Sports Academy (ISA) in Willoughby, Ohio
- Played alongside Crimson Tide freshman Charles Bediako for one season at ISA
- Earned First Team All-Conference honors in 2020
- Competed in the FIBA World Cup for the Canadian National Under-17 Team in 2017 and Under-19 National Team in 2019, playing alongside both Bediako and Alabama teammate Joshua Primo
- Participated in the 2019 Canadian Bio-Steel Games and was chosen to participate in 2020 prior to the event's cancellation due to Covid-19
- Also competed at the 2019 All-Canadian Signature Showcase

- Was invited to participate at the prestigious Basketball Without Borders Global Camp in February 2019
- Ran with UPLAY Canada on the Nike EYBL circuit under head coach Dwayne Washington and averaged 11.8 points, 6.2 rebounds, 1.3 assists and a block per game
- Teammates at UPLAY were Primo and Bediako
- Named to the EYBL second team honors in 2019
- In the prestigious Peach Jam Invitational, he averaged 20.2 points, 7.2 rebounds, 2.0 assists and 2.8 steals per game
- Collected 18 points and pulled down 22 rebounds against Hillcrest High School in 2019
- Went for a career-best 49 points TCP
- Chose Alabama over the likes of USC, Arkansas, Florida, North Carolina State and Dayton, among others

### PERSONAL INFORMATION

- Born Sept. 21, 2001
- Son of Michelle Ambrose and Michael Hylton
- Has one brother, Javon, and a sister, Alise
- Majoring in exercise science

**AMBROSE-HYLTON'S GAME-BY-GAME STATS**

Opponent	Date	Min	FG-FGA	3FG-FGA	FT-FTA	Off-Def-Tot	PF	A	TO	Stl	Blk	Pts
Jacksonville State	11/25	7	0-1	0-0	0-2	1-0-1	2	0	1	0	0	0
vs. Stanford	11/30	5	0-0	0-0	0-0	0-1-1	0	0	0	0	0	0
vs. UNLV	12/1				DNP							
vs. Providence	12/2	3	1-1	0-0	0-0	1-0-1	0	0	0	0	0	2
vs. Clemson	12/12	3	0-0	0-0	0-0	0-0-0	0	0	0	0	0	0
Furman	12/15				DNP							
Western Kentucky	12/19				DNP							
ETSU	12/22	4	2-2	0-0	0-0	0-0-0	0	0	0	0	0	4
Ole Miss*	12/29	3	0-0	0-0	0-0	0-0-0	0	0	0	0	0	0
at Tennessee*	1/2				DNP							
Florida*	1/5	2	0-0	0-0	0-0	0-0-0	2	0	0	0	0	0
at Auburn*	1/9				DNP							
at Kentucky*	1/12				DNP							
Arkansas*	1/16	10	2-4	0-0	0-0	1-3-4	0	0	1	0	0	4
at LSU*	1/19	9	1-1	0-0	0-0	0-1-1	2	2	1	0	0	2
Mississippi State*	1/23	10	2-2	0-0	0-0	0-3-3	0	0	0	1	0	4
Kentucky*	1/26	1	0-0	0-0	0-0	0-0-0	0	0	0	0	0	0
at Oklahoma	1/30	2	0-0	0-0	0-0	0-1-1	0	0	0	0	0	0
LSU*	2/3	4	0-1	0-0	0-0	0-0-0	1	0	0	0	0	0
at Missouri*	2/6				DNP							
at South Carolina*	2/9				DNP							
Georgia*	2/13	3	0-0	0-0	0-0	0-1-1	2	0	0	0	1	0
Vanderbilt*	2/20				DNP							
at Arkansas*	2/24				DNP							
at Mississippi State*	2/27				DNP							
Auburn*	3/2	1	0-0	0-0	1-2	0-0-0	0	0	0	0	0	1
at Georgia*	3/6				DNP							
vs. Mississippi State	3/12	7	1-2	0-0	0-0	0-0-0	0	0	0	0	0	2
vs. Tennessee	3/13				DNP							
vs. LSU	3/14				DNP							
vs. Iona	3/20				DNP							
vs. Maryland	3/22	1	1-1	0-0	0-0	0-0-0	0	0	0	0	0	2
vs. UCLA	3/28				DNP							

\* indicates Southeastern Conference opponent



**AMBROSE-HYLTON'S CAREER STATS**

Year	GP	GS	Min	Avg	FG	FGA	Pct	3FG	3FGA	Pct	FT	FTA	Pct	Off	Def	Tot	Avg	PF	FO	Ast	TO	Blk	Stl	Pts	Avg
2020-21	18	0	73:53		10	15	.667	0	0	.000	1	4	.250	3	10	13	0.7	9	0	2	3	1	1	21	1.2
<b>TOTAL</b>	<b>18</b>	<b>0</b>	<b>73:53</b>		<b>10</b>	<b>15</b>	<b>.667</b>	<b>0</b>	<b>0</b>	<b>.000</b>	<b>1</b>	<b>4</b>	<b>.250</b>	<b>3</b>	<b>10</b>	<b>13</b>	<b>0.7</b>	<b>9</b>	<b>0</b>	<b>2</b>	<b>3</b>	<b>1</b>	<b>1</b>	<b>21</b>	<b>1.2</b>





## ||| 15

**TYLER  
BARNES**

Louisville, Ky.  
St. Xavier HS

Forward / Grad. Student / 6-8 / 201

### CAREER HIGHS

Points	2	vs. Mississippi State (3/12/21)
Rebounds	4	vs. Florida Atlantic (11/11/19)
Assists	1	2x, last vs. Georgia (2/13/21)
Steals	1	3x, last vs. Miss. State (3/12/21)
Blocks	1	vs. Ole Miss (1/22/19)
Minutes	4	at LSU (1/19/21)
Field Goals	1	vs. Mississippi State (3/12/21)
FG Att.	1	6x, last vs. Miss. State (3/12/21)
3-Point FG		
3-Point Att.	1	3x, last vs. Vanderbilt (2/20/21)
Free Throws	1	2x, last vs. Georgia (2/13/21)
FT Att.	2	2x, last vs. Georgia (2/13/21)

### 2020-21 SEASON HIGHS

Points	2	vs. Mississippi State (3/12/21)
Rebounds	2	vs. Georgia (2/13/21)
Assists	1	2x, last vs. Georgia (2/13/21)
Steals	1	2x, last vs. Miss. State (3/12/21)
Blocks		
Minutes	4	at LSU (1/19/21)
Field Goals	1	vs. Mississippi State (3/12/21)
FG Att.	1	3x, last vs. Miss. State (3/12/21)
3-Point FG		
3-Point Att.	1	2x, last vs. Vanderbilt (2/20/21)
Free Throws	1	2x, last vs. Georgia (2/13/21)
FT Att.	2	2x, last vs. Georgia (2/13/21)

### MISCELLANEOUS STATS

CATEGORY	2020-21	CAREER
Double-digit scoring		
20+ point games		
Double-digit rebounding		
Double-doubles		
Led UA in scoring		
Led UA in rebounding		
Led UA in three-pointers		
Led UA in assists		
Led UA in steals		
Led UA in blocks		
5+ assist games		
3+ three-pointers		
3+ steal games		
3+ block games		



### CAREER ACCOLADES

- SEC Academic Honor Roll (2018, 2019, 2020, 2021)
- Has played in 24 career contests

### SENIOR (2020-21)

- Named to SEC Academic Honor Roll
- Made his first career start on Senior Night in the win over Vanderbilt (2/20)
- Scored his first career point on a free throw in Rupp Arena in the win at Kentucky (1/12)
- Converted his first career bucket with a layup to finish with two points and one steal in three minutes in the SEC Tournament win over Mississippi State (3/12)
- Played in 13 games on the season and averaged 1.8 mpg

### JUNIOR (2019-20)

- Named to SEC Academic Honor Roll
- Played in seven contests on the year
- Registered three minutes of action and pulled down four rebounds against FAU (11/11), which were both career-best marks
- Saw action in four SEC contests
- Played one minute of action against both Southern Miss and Iowa State at the Battle 4 Atlantis Tournament

### JUNIOR (2018-19)

- Named to the SEC Academic Honor Roll
- Played in four contests on the year
- Recorded first career block against then-No. 20 Ole Miss (1/22)
- Registered one minute of action vs. Ball State (11/16)

### SOPHOMORE (2016-17)

- Named to the SEC First Year Academic Honor Roll
- Earned a spot through walk-on tryouts in late October
- Elevated from practice player to full-time walk-on in mid-November
- Played in four contests on the year
- One of seven to earn team's Student Academic Achievement Award

### PREP HIGHLIGHTS

- Played at St. Xavier High School under head coach Kevin Klein
- Averaged 10.2 points and 8.7 rebounds, while shooting 48.7 percent from the field and 50 percent from beyond the arc
- Led team to the 26th district championship and a regional runner-up finish in 2016
- Named captain of the varsity basketball team as a senior
- Honored as the Louisville Catholic Sports Featured Athlete in December of 2016
- Awarded U.S. Army player of the game in February 2017
- Off the court, he was a National Merit Finalist in 2017, Kentucky Governor's Scholar in 2016 and a Scholastic Athlete in 2017

### PERSONAL INFORMATION

- Born Aug. 17, 1998
- Son of Thad and Laura Barnes
- Has two brothers, Connor and Nathan, along with two sisters, Caitlyn and Meredith
- Graduated in May of 2021 with an undergrad in chemical engineering
- Currently pursuing a master's in sport hospitality this year before entering medical school next fall

## BARNES' CAREER STATS

Year	GP	GS	Min	Avg	FG	FGA	Pct	3FG	3FGA	Pct	FT	FTA	Pct	Off	Def	Tot	Avg	PF	FO	Ast	TO	Blk	Stl	Pts	Avg
2017-18	4	0	7:00	1.8	0	1	.000	0	1	.000	0	2	.000	0	0	0	0.0	0	0	0	0	1	0	0	0.0
2018-19	4	0	4:00	1.0	0	2	.000	0	0	.000	0	0	.000	0	0	0	0.0	0	0	0	0	1	0	0	0.0
2019-20	7	0	6:47	1.0	0	0	.000	0	0	.000	0	0	.000	0	4	4	0.6	1	0	0	0	0	0	0	0.0
2020-21	13	1	23:37	1.8	1	3	.333	0	2	.000	2	4	.500	1	7	8	0.6	2	0	1	0	0	2	4	0.3
<b>TOTAL</b>	<b>28</b>	<b>1</b>	<b>41:24</b>	<b>1.5</b>	<b>1</b>	<b>6</b>	<b>.167</b>	<b>0</b>	<b>3</b>	<b>.000</b>	<b>2</b>	<b>6</b>	<b>.333</b>	<b>1</b>	<b>11</b>	<b>12</b>	<b>0.4</b>	<b>3</b>	<b>0</b>	<b>1</b>	<b>0</b>	<b>1</b>	<b>3</b>	<b>4</b>	<b>0.1</b>



/// **25**  
**NIMARI**  
**BURNETT**

Chicago, Ill.  
 Prolific Prep/Texas Tech

**Gaurd / Sophomore / 6-4 / 190**

**CAREER HIGHS**

Points	12	vs. Grambling (12/6/20)
Rebounds	4	2x, last vs. Abilene Christian (12/9/20)
Assists	4	vs. Incarnate Word (12/29/20)
Steals	6	vs. Grambling (12/6/20)
Blocks	3	vs. Troy (12/4/20)
Minutes	31	vs. Abilene Christian (12/9/20)
Field Goals	3	vs. Troy (12/4/20)
FG Att.	7	2x, last vs. Troy (12/4/20)
3-Point FG	1	4x, last at Oklahoma (12/22/20)
3-Point Att.	3	vs. Texas A&M CC (12/12/20)
Free Throws	8	vs. Abilene Christian (12/9/20)
FT Att.	10	vs. Abilene Christian (12/9/20)

**2020-21 SEASON HIGHS**

Points	12	vs. Grambling (12/6/20)
Rebounds	4	2x, last vs. Abilene Christian (12/9/20)
Assists	4	vs. Incarnate Word (12/29/20)
Steals	6	vs. Grambling (12/6/20)
Blocks	3	vs. Troy (12/4/20)
Minutes	31	vs. Abilene Christian (12/9/20)
Field Goals	3	vs. Troy (12/4/20)
FG Att.	7	2x, last vs. Troy (12/4/20)
3-Point FG	1	4x, last at Oklahoma (12/22/20)
3-Point Att.	3	vs. Texas A&M CC (12/12/20)
Free Throws	8	vs. Abilene Christian (12/9/20)
FT Att.	10	vs. Abilene Christian (12/9/20)

**MISCELLANEOUS STATS**

CATEGORY	2020-21	CAREER
Double-digit scoring	2	2
20+ point games		
Double-digit rebounding		
Double-doubles		
Led UA in scoring		
Led UA in rebounding		
Led UA in three-pointers		
Led UA in assists		
Led UA in steals		
Led UA in blocks		
5+ assist games		
3+ three-pointers	1	1
3+ steal games	3	3
3+ block games		



**TEXAS TECH (2020-21)**

- Played in 12 games for the Red Raiders and averaged 5.3 points, 1.8 rebounds and 1.4 steals in 17.8 minutes per contest, while connecting on 88.9 percent from the foul line (32-of-36)
- Scored a season-best 12 points on 2-for-3 shooting and made all seven of his free throw attempts while earning a season-high of six steals in 15 minutes of play versus Grambling State
- Registered a season-high 30 minutes and collected 10 points, four rebounds and three steals against Abilene Christian
- Logged more than 20 minutes four times on season
- Chose Alabama over LSU, Illinois, Vanderbilt, Oregon, USC and Auburn

**PREP HIGHLIGHTS**

- Held a five-star rating with ESPN, who has him ranked as the No. 22 overall player and the No. 4 center guard in the country
- Rated as a four-star prospect by 247 sports, who also has him ranked No. 38 overall and the No. 8 player at his position (2020)
- Rated by Rivals as a four-star recruit, who has him ranked as the No. 39 overall player and No. 11 center guard for the 2020 class
- Competed for Team USA at the FIBA 3x3 U18 World Cup and helped the team win a gold medal. Burnett accumulated 40 points, which was the fifth-most in the tournament
- For his senior season, Burnett averaged 25.5 points, 6.5 rebounds and 5.5 assists per game at Prolific Prep
- Selected to play in the McDonald's All-American game, joining teammates Jahvon Quinerly and JD Davison as fellow honorees
- The trio are three of 14 McDonald's All-Americans to suit up for Alabama in program history

- Received offers from Michigan, Ohio State, Arkansas, Louisville, Indiana and USC, among many others

**PERSONAL INFORMATION**

- Born Dec. 20, 2001
- Son of Brian and Nikki Burnett
- Has two brothers, Dante and Biran, along with a sister, Breaja
- Majoring in business

**BURNETT'S CAREER STATS**

Year	GP	GS	Min	Avg	FG	FGA	Pct	3FG	3FGA	Pct	FT	FTA	Pct	Off	Def	Tot	Avg	PF	FO	Ast	TO	Blk	Stl	Pts	Avg
2020-21*	12	0	213:08	17.8	14	50	.280	4	23	.174	32	36	.889	6	16	22	1.8	21	0	11	17	6	17	64	5.3
<b>TOTAL</b>	<b>12</b>	<b>0</b>	<b>213:08</b>	<b>17.8</b>	<b>14</b>	<b>50</b>	<b>.280</b>	<b>4</b>	<b>23</b>	<b>.174</b>	<b>32</b>	<b>36</b>	<b>.889</b>	<b>6</b>	<b>16</b>	<b>22</b>	<b>1.8</b>	<b>21</b>	<b>0</b>	<b>11</b>	<b>17</b>	<b>6</b>	<b>17</b>	<b>64</b>	<b>5.3</b>

\* Stats are from Texas Tech





## ||| 14

**KEON  
ELLIS**

Eustis, Fla.  
Leesburg, HS

**Guard / Senior / 6-6 / 175**

### CAREER HIGHS

Points	16	Florida (1/5/21)
Rebounds	9	2x, last vs. UCLA (3/28/21)
Assists	3	6x, last vs. Iona (3/20/21)
Steals	3	4x, last vs. UCLA (3/28/21)
Blocks	2	Mississippi State (1/23/21)
Minutes	27	vs. Tennessee (3/13/21)
Field Goals	6	vs. LSU (3/14/21)
FG Att.	8	vs. LSU (3/14/21)
3-Point FG	3	Florida (1/5/21)
3-Point Att.	4	3x, last vs. LSU (3/14/21)
Free Throws	5	at Auburn (1/9/21)
FT Att.	5	at Auburn (1/9/21)

### 2020-21 SEASON HIGHS

Points	16	Florida (1/5/21)
Rebounds	9	2x, last vs. UCLA (3/28/21)
Assists	3	6x, last vs. Iona (3/20/21)
Steals	3	4x, last vs. UCLA (3/28/21)
Blocks	2	Mississippi State (1/23/21)
Minutes	27	vs. Tennessee (3/13/21)
Field Goals	6	vs. LSU (3/14/21)
FG Att.	8	vs. LSU (3/14/21)
3-Point FG	3	Florida (1/5/21)
3-Point Att.	4	3x, last vs. LSU (3/14/21)
Free Throws	5	at Auburn (1/9/21)
FT Att.	5	at Auburn (1/9/21)

### MISCELLANEOUS STATS

CATEGORY	2020-21	CAREER
Double-digit scoring	6	6
20+ scoring games		
Double-digit rebounding		
Double-doubles		
Led UA in scoring	1	1
Led UA in rebounding	5	5
Led UA in three-pointers	2	2
Led UA in assists		
Led UA in steals	4	4
Led UA in blocks		
5+ assist games		
3+ three-pointer	1	1
3+ steal games	4	4
3+ block games		



### CAREER ACCOLADES

- Second Team NJCAA All-American (2020)
- First Team All-Conference (2020)
- First Team All-State (2020)
- Single-season FSWSC school scoring record holder (562 points in 2020)

### JUNIOR (2020-21)

- Played in 32 games making seven starts, including starting in each of the Tide's final five contests
- Finished the year averaging 5.5 points and 4.0 rebounds per game
- Ranked second on the team in three-point field goal percentage at 38.9 percent (21-of-54) and fourth in steals per game (1.1)
- Also ranked third in total deflections (66) and fourth in total Blue Collar Points (330)
- Earned the team's Hard Hat Award twice, with those coming at Kentucky (1/12) and home vs. LSU (2/3)
- Began the season 0-of-5 from three through his first seven games but finished the year 21-of-49 (.429) from beyond the arc
- Connected on 38.9 percent (21-of-54) from deep on the season
- Scored a career-best 16 points on 5-of-6 shooting from the field and a perfect 3-of-3 from beyond the arc in the win over Florida (1/5)
- Scored 14 points, connecting a career-best 6-of-8 field goals including 2-of-4 from deep, with a clutch three in the final minutes to help fend off LSU in the SEC Championship game (3/14)
- Recorded the second double-digit game of his career with 11 points on 4-of-6 shooting from the field, to go along with five rebounds at then-No. 24 Oklahoma (1/30)
- Collected 10 points and matched career highs with nine rebounds and three steals in the Sweet 16 overtime loss to UCLA (3/28)
- Accounted for eight points, a career-high nine boards and three assists in the win over Vanderbilt (2/20)
- Finished the year with six games in double figures and four games with three or more steals

### FLORIDA SOUTHWESTERN STATE (2018-20)

- Named a Second Team NJCAA All-American
- A four-star junior college prospect by 247Sports.com after playing two seasons under head coach Eric Murphy at Florida SouthWestern State College

- Rated by 247Sports as the No. 1 combo guard and the No. 4 JUCO player in the nation
- Averaged 18.7 ppg for the Buccaneers, who finished the 2019-20 season with a 29-2 overall record and were ranked No. 1 in the NJCAA
- Connected on 54 percent shooting from the field, 40 percent from beyond the arc and 81 percent from the charity stripe for the year
- Made his presence felt on the defensive end as he averaged 2.1 steals and 1.2 blocks per game as a sophomore, making him just one of four players nationally to average 2.0 or more steals and 1.0 or more blocks per game
- His 562 points and 64 steals during his sophomore season are the most in a single season in school history
- Finished his career ranked among the program's top-10 in career points, field goals made, field goal percentage, three-pointers made, three-point percentage, free throws made, free throws attempted, blocked shots and ranks as FSW's all-time leader with 114 steals
- Helped lead the Buccaneers to a 59-5 record over his two seasons (2018-20) and back-to-back undefeated Suncoast Conference Championships, as well as consecutive berths in the NJCAA National Tournament
- Scored 20 or more points in 10 games during his freshman season, including a career-best 41 points in a 92-77 win over St. Petersburg College while he made a career-high eight three-pointers in a win over Miami Dade (Dec. 10, 2019)

### PREP HIGHLIGHTS

- Led Leesburg High School under head coach Sean Campbell to back-to-back state titles in 2017 and 2018
- A two-time Class 6A All-State and All-Area honoree by the Florida Association of Basketball Coaches (FABC)
- Averaged 18.1 points per game as a senior on his way to earning 2018 first team all-state honors
- Led Leesburg to a 29-1 record and a second consecutive state championship that season and was chosen to compete in the FABC All-Star game at the end of the year
- As a junior, he helped the Yellow Jackets to the first of consecutive state titles while earning second team all-state and first team all-area recognition

- Averaged 12.7 points, 11.0 rebounds and 2.0 assists per game during the 2017-18 campaign

**PERSONAL**

- Born Jan. 8, 2000
- Son of Jeremy Evans and Montea Ellis
- Has two brothers, Antwan Clayton and Kavon Ellis, and a sister, Mone'k Clayton
- Oldest brother Antwan played basketball at Jacksonville University
- Majoring in business



**ELLIS' GAME-BY-GAME STATS**

Opponent	Date	Min	FG-FGA	3FG-FGA	FT-FTA	Off-Def-Tot	PF	A	TO	Stl	Blk	Pts
Jacksonville State	11/25	17	0-0	0-0	0-0	0-2-2	2	2	0	1	1	0
vs. Stanford	11/30	18	1-3	0-2	1-2	0-1-1	1	0	2	1	0	3
vs. UNLV	12/1				DNP							
vs. Providence	12/2	9	1-2	0-1	0-0	0-1-1	0	0	0	0	0	2
vs. Clemson	12/12	5	0-1	0-0	0-0	0-1-1	0	0	1	1	0	0
Furman	12/15	8	1-3	0-2	0-0	0-0-0	0	1	0	0	0	2
Western Kentucky	12/19	2	0-1	0-0	1-2	1-0-1	0	0	0	0	0	1
ETSU	12/22	20	3-4	1-2	0-0	1-2-3	3	1	1	1	0	7
Ole Miss*	12/29	17	2-5	1-4	0-0	2-2-4	3	3	2	0	0	5
at Tennessee*	1/2	11	1-3	1-1	0-0	1-2-3	1	0	0	0	0	3
Florida*	1/5	24	5-6	3-3	3-3	0-8-8	1	2	1	2	1	16
at Auburn*	1/9	19	1-4	0-1	5-5	0-1-1	5	1	2	2	0	7
at Kentucky*	1/12	18	0-0	0-0	0-0	0-6-6	4	0	2	2	0	0
Arkansas*	1/16	21	2-4	1-3	2-3	0-2-2	2	2	1	1	0	7
at LSU*	1/19	14	0-5	0-2	1-2	1-3-4	0	0	0	1	0	1
Mississippi State*	1/23	13	1-2	1-2	0-0	1-3-4	1	2	1	3	2	3
Kentucky*	1/26	13	1-2	0-1	0-0	1-1-2	3	0	2	1	0	0
at Oklahoma	1/30	20	4-6	1-2	2-2	1-4-5	3	1	1	0	0	11
LSU*	2/3	21	4-5	2-2	0-0	2-5-7	3	0	1	1	1	10
at Missouri*	2/6	22	4-7	1-2	3-4	1-4-5	2	0	1	3	0	12
at South Carolina*	2/9	16	2-5	1-3	1-2	0-3-3	2	3	2	3	1	6
Georgia*	2/13	19	3-4	1-2	1-1	1-3-4	4	3	2	2	0	8
Vanderbilt*	2/20	23	2-3	1-1	3-4	4-5-9	4	3	2	1	1	8
at Arkansas*	2/24	23	1-5	0-2	0-0	2-3-5	3	3	2	0	0	2
at Mississippi State*	2/27	21	0-3	0-2	2-2	2-2-4	0	1	2	0	0	2
Auburn*	3/2	15	2-3	0-1	1-4	0-2-2	1	2	1	2	0	5
at Georgia*	3/6	20	3-5	1-1	2-3	0-5-5	3	1	2	0	1	9
vs. Mississippi State*	3/12	20	2-6	1-4	1-1	1-6-7	1	0	0	0	0	6
vs. Tennessee	3/13	27	1-3	1-2	4-4	3-5-8	2	0	0	1	1	7
vs. LSU	3/14	25	6-8	2-4	0-0	1-4-5	4	1	1	1	1	14
vs. Iona	3/20	21	1-3	0-0	0-0	2-3-5	1	3	1	1	1	2
vs. Maryland	3/22	17	2-3	0-0	0-0	0-3-3	1	0	1	0	0	4
vs. UCLA	3/28	23	4-5	1-2	1-3	1-8-9	5	0	1	3	0	10

\* indicates Southeastern Conference opponent

**ELLIS' CAREER STATS**

Year	GP	GS	Min	Avg	FG	FGA	Pct	3FG	3FGA	Pct	FT	FTA	Pct	Off	Def	Tot	Avg	PF	FO	Ast	TO	Blk	Stl	Pts	Avg
2020-21	32	7	559:18	17.5	60	119	.504	21	54	.389	34	47	.723	29	100	129	4.0	65	2	34	34	14	35	17	5.5
<b>TOTAL</b>	<b>32</b>	<b>7</b>	<b>559:18</b>	<b>17.5</b>	<b>60</b>	<b>119</b>	<b>.504</b>	<b>21</b>	<b>54</b>	<b>.389</b>	<b>34</b>	<b>47</b>	<b>.723</b>	<b>29</b>	<b>100</b>	<b>129</b>	<b>4.0</b>	<b>65</b>	<b>2</b>	<b>34</b>	<b>34</b>	<b>14</b>	<b>35</b>	<b>17</b>	<b>5.5</b>





## /// 4 JUWAN GARY

Columbia, S.C.  
Liberty Heights/West Charlotte HS

**Forward / Sophomore / 6-6 / 218**

### CAREER HIGHS

Points	12	LSU (2/3/21)
Rebounds	9	at Arkansas (2/24/21)
Assists	1	5x, last vs. Maryland (3/22/21)
Steals	2	2x, last at Miss. State (2/27/21)
Blocks	3	Arkansas (1/16/21)
Minutes	25	vs. Maryland (3/22/21)
Field Goals	6	LSU (2/3/21)
FG Att.	8	2x, last at Arkansas (2/24/21)
3-Point FG	1	Arkansas (1/16/21)
3-Point Att.	2	2x, last at Arkansas (2/24/21)
Free Throws	3	vs. Mississippi State (3/16/21)
FT Att.	4	2x, last vs. Missouri (2/6/21)

### 2020-21 SEASON HIGHS

Points	12	LSU (2/3/21)
Rebounds	9	at Arkansas (2/24/21)
Assists	1	5x, last vs. Maryland (3/22/21)
Steals	2	2x, last at Miss. State (2/27/21)
Blocks	3	Arkansas (1/16/21)
Minutes	25	vs. Maryland (3/22/21)
Field Goals	6	LSU (2/3/21)
FG Att.	8	2x, last at Arkansas (2/24/21)
3-Point FG	1	Arkansas (1/16/21)
3-Point Att.	2	2x, last at Arkansas (2/24/21)
Free Throws	3	vs. Mississippi State (3/16/21)
FT Att.	4	2x, last vs. Missouri (2/6/21)

### MISCELLANEOUS STATS

CATEGORY	2020-21	CAREER
Double-digit scoring	3	3
20+ scoring games		
Double-digit rebounding		
Double-doubles		
Led UA in scoring		
Led UA in rebounding	3	2
Led UA in three-pointers		
Led UA in assists	1	1
Led UA in steals	4	4
Led UA in blocks	3	3
5+ assist games		
3+ three-pointer		
3+ steal games		
3+ block games	1	1



### FRESHMAN SEASON (2020-21)

- Played in 30 contests on the season, making two starts
- Finished the year averaging 3.8 points and 2.8 rebounds per game in 9.5 minutes a contest
- Over his final six contests he averaged 7.0 points and 4.8 rebounds a game while shooting 73.9 percent (17-of-23) from the field
- Was awarded two Hard Hat awards on the year
- Started the Round of 32 game versus No. 10 seed Maryland (3/22), grabbing a team-high seven boards to go along with six points, an assist and a block while earning the Hard Hat award
- Earned his first career start but played only two minutes before leaving the game with a left shoulder injury at South Carolina (2/9)
- In a career-high 17 minutes he finished with eight points and eight rebounds, seven of which came on the offensive glass, while earning his second Hard Hat in the SEC Championship win over LSU (3/14)
- Finished with a season-high 12 points and seven rebounds in just 14 minutes of action vs. LSU (2/3), knocking down 6-of-8 shots from the floor
- Went for 11 points on a perfect 4-of-4 shooting from the field and 3-of-3 from the charity stripe in the SEC Tournament win over Mississippi State (3/12)
- Collected 10 points and three rebounds in just eight minutes of work vs. Furman (12/15)
- Returned to the lineup to collect nine points and a season-high nine rebounds, including four offensive rebounds, at Arkansas (2/24)
- Went for nine points, three rebounds and three blocks in just eight minutes of work vs. Arkansas (1/16)
- Finished with six points and three rebounds in 16 minutes of action vs. Kentucky (1/27)
- Collected four points and season-best five rebounds in 13 minutes of work in the win at Kentucky (1/12)

### REDSHIRT SEASON (2019-20)

- Suffered a season-ending knee injury prior to the start of the campaign and reshirted

### PREP HIGHLIGHTS

- Four-star prospect who was ranked as the No. 12 small forward and No. 64 player overall by ESPN.com
- Ranked No. 2 overall in South Carolina by ESPN.com
- Nominated for the McDonald's All-American game
- Transferred to West Charlotte High School as a senior but played for Liberty Heights charter school under head coach Mike Wright during his senior season
- Averaged 25 points, 7 rebounds and 2 blocks per game in his lone season at Liberty Heights
- Earned multiple MVP awards at tournaments throughout the season
- As a sophomore, he attended Gray Collegiate Academy where led the team to its first ever Class 2A state championship his junior year under head coach Dion Bethea
- Named the 2018 Class 2A Player of the Year by the South Carolina Basketball Coaches Association, finishing his junior season averaging 20.5 points, 8.3 rebounds, and 1.9 steals per game
- As a sophomore he led Gray Collegiate Academy to the 2017-18 2A regional championship with 18.4 points, 6.5 rebounds and 1.8 assists per game
- Tabbed by USA Today as a first team all-state honoree in 2018, while earning second-team accolades following his sophomore season
- Took part in the USA Men's Junior National Team minicamp in 2016 and 2017
- Played for Team United on the Nike EYBL Circuit
- Chose Alabama over Clemson, North Carolina State, South Carolina and UNLV

### PERSONAL INFORMATION

- Born Feb. 17, 2001
- Son of Kevin and Elisha Gary
- Has one sister, Cassidy
- Majoring in communications

GARY'S GAME-BY-GAME STATS

Opponent	Date	Min	FG-FGA	3FG-FGA	FT-FTA	Off-Def-Tot	PF	A	TO	Stl	Blk	Pts
Jacksonville State	11/25	3	0-2	0-0	0-0	0-0-0	0	0	0	0	0	0
vs. Stanford	11/30	3	0-1	0-1	1-2	0-0-0	0	0	0	0	0	1
vs. UNLV	12/1				DNP							
vs. Providence	12/2	2	0-0	0-0	0-0	0-1-1	0	0	0	0	0	0
vs. Clemson	12/12	3	0-0	0-0	0-0	0-0-0	0	0	0	0	0	0
Furman	12/15	8	4-5	0-0	2-4	1-2-3	0	0	0	0	0	10
Western Kentucky	12/19	7	1-1	0-0	0-0	0-1-1	0	0	0	0	0	2
ETSU	12/22	16	3-5	0-0	0-2	1-3-4	2	0	1	1	1	6
Ole Miss*	12/29	4	0-0	0-0	0-0	0-0-0	2	0	0	1	0	0
at Tennessee*	1/2	1	0-0	0-0	0-0	0-0-0	0	0	0	0	0	0
Florida*	1/5	4	0-2	0-0	0-0	1-1-2	0	0	0	0	0	0
at Auburn*	1/9	2	0-2	0-2	0-0	0-0-0	1	0	1	0	0	0
at Kentucky*	1/12	13	2-7	0-0	0-2	4-1-5	1	0	0	1	0	4
Arkansas*	1/16	8	4-4	1-1	0-0	0-3-3	2	0	0	1	3	9
at LSU*	1/19	8	0-0	0-0	0-0	1-2-3	2	1	3	0	0	0
Mississippi State*	1/23	6	0-2	0-0	2-2	0-0-0	1	1	0	0	0	2
Kentucky*	1/26	16	3-6	0-1	0-2	0-3-3	2	0	1	1	1	6
at Oklahoma	1/30	4	0-1	0-1	0-0	1-0-1	1	0	0	0	0	0
LSU*	2/3	14	6-8	0-1	0-0	1-6-7	3	0	1	2	1	12
at Missouri*	2/6	10	0-2	0-0	3-4	1-3-4	0	1	0	1	0	3
at South Carolina*	2/9	2	1-2	0-0	0-0	1-0-1	1	0	1	0	0	2
Georgia*	2/13				DNP							
Vanderbilt*	2/20				DNP							
at Arkansas*	2/24	16	4-8	0-2	1-2	4-5-9	4	0	0	0	2	9
at Mississippi State*	2/27	6	1-1	0-0	1-2	0-0-0	2	0	3	2	0	3
Auburn*	3/2	12	2-3	0-0	0-0	4-0-4	1	0	0	1	0	4
at Georgia*	3/6	8	0-4	0-0	0-0	3-2-5	0	0	0	1	0	0
vs. Mississippi State*	3/12	14	4-4	0-0	3-3	1-1-2	4	0	1	0	1	11
vs. Tennessee	3/13	11	1-2	0-0	1-1	1-2-3	0	0	0	0	0	3
vs. LSU	3/14	17	4-6	0-0	0-1	7-1-8	2	1	0	1	1	8
vs. Iona	3/20	20	2-2	0-0	2-3	1-3-4	3	0	0	1	0	6
vs. Maryland	3/22	25	2-4	0-0	2-2	3-4-7	0	1	0	0	1	6
vs. UCLA	3/28	24	4-5	0-0	0-2	4-1-5	5	0	1	1	0	8

\* indicates Southeastern Conference opponent



GARY'S CAREER STATS

Year	GP	GS	Min	Avg	FG	FGA	Pct	3FG	3FGA	Pct	FT	FTA	Pct	Off	Def	Tot	Avg	PF	FO	Ast	TO	Blk	Stl	Pts	Avg
2020-21	30	2	283:29	9.5	48	89	.539	1	9	.111	18	34	.529	40	45	85	2.8	40	1	5	13	12	14	115	3.8
<b>TOTAL</b>	<b>30</b>	<b>2</b>	<b>283:29</b>	<b>9.5</b>	<b>48</b>	<b>89</b>	<b>.539</b>	<b>1</b>	<b>9</b>	<b>.111</b>	<b>18</b>	<b>34</b>	<b>.529</b>	<b>40</b>	<b>45</b>	<b>85</b>	<b>2.8</b>	<b>40</b>	<b>1</b>	<b>5</b>	<b>13</b>	<b>12</b>	<b>14</b>	<b>115</b>	<b>3.8</b>





## NOAH GURLEY

Fayetteville, Ga.  
Fayette Co. HS/Furman

Forward / Graduate Student / 6-8 / 215

### CAREER HIGHS

Points	30	vs. VMI (3/6/21)
Rebounds	12	vs. East Tennessee State (1/4/20)
Assists	7	vs. VMI (3/6/21)
Steals	3	3x, last vs. Mercer (1/2/21)
Blocks	5	2x, last vs. The Citadel (2/24/21)
Minutes	36	at Alabama (12/15/20)
Field Goals	11	3x, last vs. VMI (3/6/21)
FG Att.	22	at Wofford (2/27/21)
3-Point FG	4	2x, last at Coll. of Charleston (12/5/20)
3-Point Att.	10	vs. Samford (1/26/19)
Free Throws	8	2x, last at Cincinnati (12/9/20)
FT Att.	15	vs. UNC Greensboro (1/11/20)

### 2020-21 SEASON HIGHS

Points	30	vs. VMI (3/6/21)
Rebounds	11	2x, last vs. UNC Greensboro (2/8/21)
Assists	7	vs. VMI (3/6/21)
Steals	3	vs. Mercer (1/2/21)
Blocks	5	vs. The Citadel (2/24/21)
Minutes	36	at Alabama (12/15/20)
Field Goals	11	2x, last vs. VMI (3/6/21)
FG Att.	22	at Wofford (2/27/21)
3-Point FG	4	2x, last at Wofford (2/27/21)
3-Point Att.	8	3x, last at Wofford (2/27/21)
Free Throws	8	at Cincinnati (12/9/20)
FT Att.	10	at Cincinnati (12/9/20)

### MISCELLANEOUS STATS

CATEGORY	2020-21	CAREER
Double-digit scoring	21	60
20+ point games	6	12
Double-digit rebounding	3	5
Double-doubles	2	4
Led UA in scoring		
Led UA in rebounding		
Led UA in three-pointers		
Led UA in assists		
Led UA in steals		
Led UA in blocks		
5+ assist games	1	2
3+ three-pointers	2	6
3+ steal games	1	3
3+ block games	2	6



### CAREER HIGHLIGHTS

- Three-time All-SoCon honoree
- Scored double figures in 59 contests with 14 games of scoring 20 or more points
- 2021 SoCon All-Tournament First Team
- Has 1,118 points, 405 rebounds and 88 career games played (83 starts) in three seasons at Furman
- Chose Alabama over Auburn, Duke, Florida, Marquette, Miami, San Diego State and Tennessee

### FURMAN (2018-21)

- Played in 88 career games making 83 starts, including 62 consecutive heading into the 2021-22 campaign, across his three seasons for head coach Bob Richey at Furman University
- Helped lead the Paladins to an overall record of 66-24 (.733) which included a 38-13 (.745) mark in Southern Conference (SoCon) play during his time
- Scored 1,118 points and pulled down 405 rebounds while shooting 49.8 percent from the floor and 34.4 percent (96-of-179) from beyond the arc over his three-year career
- A three-time All-SoCon performer who has career averages of 12.7 points, 4.6 rebounds, 1.7 assists and 1.52 threes made in 27.4 minutes per game
- As a junior in 2020-21, he started all 25 contests and averaged 15.4 points, 2.5 assists and 5.8 rebounds on his way to earning second team All-SoCon honors
- Finished his season off in grand fashion by averaging 26.0 points and 8.3 rebounds per game across his final four contests, including a career-high 30-point performance in the season finale vs. VMI (3/6)
- Closed the season with 20 games in double figures and six of scoring 20 or more points
- Averaged 14.3 points, 1.9 assists and 4.6 rebounds while starting all 32 contests on his way to earning third team All-SoCon honors

- Registered double figures 25 times in his sophomore season
- Netted a season-high of 29 points, scoring 11-of-14 shots versus USC Upstate (2/18/19)
- As a freshman, Gurley averaged 8.8 points and 3.6 rebounds per game as he earned SoCon All-Freshman honors
- Recorded a season high of 19 points versus VMI (2/16/19)
- Registered 13 points and season-high eight rebounds in an away overtime victory against defending national champion Villanova (11/17/18)

### PREP HIGHLIGHTS

- Named first team Atlanta Journal-Constitution AAAAA All-State and first team AAAAA all-state and senior player of the year by Hoop Seen as a senior at Fayette County High School
- Averaged 18.5 points, 7.1 rebounds, 2.3 assists and 2.1 blocks per game in 2017 to help Fayette County to a 23-8 record, region title and state final four appearance
- Netted 17 points, eight boards and four blocks per game as a junior to earn AAAA all-state honors and Region 5-AAAA Player of the Year accolades while leading the Tigers to a 15-12 mark

### PERSONAL INFORMATION

- Born Aug. 2, 1999
- Son of Eric and Nadine Gurley
- Has one brother, Zerrick, and a sister, Erin
- Graduated from Furman with his undergrad degree in business administration
- Pursuing his master's in sport hospitality

## GURLEY'S CAREER STATS

Year	GP	GS	Min	Avg	FG	FGA	Pct	3FG	3FGA	Pct	FT	FTA	Pct	Off	Def	Tot	Avg	PF	FO	Ast	TO	Blk	Stl	Pts	Avg
2018-19*	31	26	759	24.5	103	225	.458	34	108	.315	33	51	.647	37	76	113	3.6	89	5	29	57	24	17	273	8.8
2019-20*	32	32	925	28.9	173	324	.534	24	59	.407	89	127	.701	41	107	148	4.8	89	3	60	82	23	28	459	14.3
2020-21*	25	25	729	29.2	149	299	.488	38	112	.339	56	81	.691	30	114	144	5.8	59	3	63	57	27	23	386	15.4
<b>TOTAL</b>	<b>88</b>	<b>83</b>	<b>2,413</b>	<b>27.4</b>	<b>422</b>	<b>848</b>	<b>.498</b>	<b>96</b>	<b>279</b>	<b>.344</b>	<b>178</b>	<b>259</b>	<b>.687</b>	<b>108</b>	<b>297</b>	<b>405</b>	<b>4.6</b>	<b>237</b>	<b>11</b>	<b>152</b>	<b>196</b>	<b>74</b>	<b>68</b>	<b>1,118</b>	<b>12.7</b>

\* Stats are from Furman



**/// 21**  
**BRITTON**  
**JOHNSON**

Mountain Brook, Ala.  
Mountain Brook HS

Guard / Senior / 6-4 / 185

**CAREER HIGHS**

Points	3	3x, last vs. Arkansas (1/16/21)
Rebounds	1	4x, last vs. Miss. State (3/12/21)
Assists	1	vs. Arkansas (1/16/21)
Steals	1	vs. Arkansas (1/16/21)
Blocks	1	vs. Ole Miss (1/22/19)
Minutes	4	at LSU (1/19/21)
Field Goals	1	3x, last vs. Arkansas (1/16/21)
FG Att.	1	8x, last at LSU (1/19/21)
3-Point FG	1	3x, last vs. Arkansas (1/16/21)
3-Point Att.	1	8x, last at LSU (1/19/21)
Free Throws		
FT Att.		

**2020-21 SEASON HIGHS**


Points	3	2x, last vs. Arkansas (1/16/21)
Rebounds	1	3x, last vs. Miss. State (3/12/21)
Assists	1	vs. Arkansas (1/16/21)
Steals		
Blocks		
Minutes	4	at LSU (1/19/21)
Field Goals	1	2x, last vs. Arkansas (1/16/21)
FG Att.	1	5x, last at LSU (1/19/21)
3-Point FG	1	2x, last vs. Arkansas (1/16/21)
3-Point Att.	1	5x, last at LSU (1/19/21)
Free Throws		
FT Att.		

**MISCELLANEOUS STATS**

CATEGORY	2020-21	CAREER
Double-digit scoring		
20+ point games		
Double-digit rebounding		
Double-doubles		
Led UA in scoring		
Led UA in rebounding		
Led UA in three-pointers		
Led UA in assists		
Led UA in steals		
Led UA in blocks		
5+ assist games		
3+ three-pointers		
3+ steal games		
3+ block games		

**JOHNSON'S CAREER STATS**

Year	GP	GS	Min	Avg	FG	FGA	Pct	3FG	3FGA	Pct	FT	FTA	Pct	Off	Def	Tot	Avg	PF	FO	Ast	TO	Blk	Stl	Pts	Avg
2018-19	5	0	3	0.6	0	0	.000	0	0	.000	0	0	.000	0	1	1	0.2	0	0	0	0	0	0	0	0.0
2019-20	6	0	6	1.1	1	3	.333	1	3	.333	0	0	.000	0	0	0	0.0	1	0	0	0	0	0	3	0.5
2020-21	12	0	17	1.4	2	5	.400	2	5	.400	0	0	.000	1	2	3	0.3	5	0	1	0	0	0	6	0.5
<b>TOTAL</b>	<b>23</b>	<b>0</b>	<b>26</b>	<b>1.2</b>	<b>3</b>	<b>8</b>	<b>.375</b>	<b>3</b>	<b>8</b>	<b>.375</b>	<b>0</b>	<b>0</b>	<b>.000</b>	<b>1</b>	<b>3</b>	<b>4</b>	<b>0.2</b>	<b>6</b>	<b>0</b>	<b>1</b>	<b>0</b>	<b>0</b>	<b>0</b>	<b>9</b>	<b>0.4</b>



**CAREER ACCOLADES**

- SEC Academic Honor Roll (2019, 2020, 2021)
- Has played in 23 career contests

**JUNIOR (2020-21)**

- Named to SEC Academic Honor Roll
- Played in 12 contests and knocked down 2-of-5 threes on the season
- Knocked down a trey in the SEC-opener vs. Ole Miss (12/29)
- Also hit a three-pointer in the 31-point home win over Arkansas (1/16)
- Recorded his first career assist vs. the Razorbacks

**SOPHOMORE (2019-20)**

- Named to SEC Academic Honor Roll
- Hit the first points of his collegiate career when he knocked down a three-pointer in the final minute of action against Iowa State in the Battle 4 Atlantis Tournament (11/28)
- Saw action in three conference games and six games total on the year
- Saw two minutes of action against FAU (11/11)

**FRESHMAN (2018-19)**

- Named to SEC First Year Academic Honor Roll
- Played in five contests on the year
- Saw first SEC action of his career with one minute against then-No. 20 Ole Miss (1/22), recording one block
- Registered one minute of action vs. Ball State (11/16)
- Checked into the game and saw time vs. Southern (11/6)
- Checked into the Georgia game (2/6) for the final minute

**PREP HIGHLIGHTS**

- A two-year letterwinner and team captain at Mountain Brook High School under head coach Bucky McMillan, who is now the current head coach at Samford University
- Helped lead team to back-to-back Alabama 7A state championships (2017 and 2018)
- Led team to a 65-9 record over his two seasons as the starting shooting guard
- During his senior season, Mountain Brook finished No. 1 in the state and No. 20 in the nation
- Earned a spot on the all-area team as a senior after averaging 9.0 points and 2.2 rebounds per game and shooting 45 percent from beyond the arc
- Set the state of Alabama 7A single-season three-point record with 104 made treys in 2018
- Holds the career and season charges taken record at Mountain Brook while also establishing state record for charges taken in a season
- A national merit finalist who maintained a 4.1 GPA throughout his high school career
- Named the My68/Mezrano Law Firm Birmingham Scholar Athlete of the Year
- A member of the Mu Alpha Theta Honor Society, National Honor Society and National Spanish Honor Society
- An Eagle Scout with the Boy Scouts of America

**PERSONAL INFORMATION**

- Born June 12, 2000
- Son of Jay and Amanda Johnson
- Has a brother, Mason, and a sister, Alden
- Graduated in May, 2021 with an undergraduate degree in business management
- Currently pursuing a master's in sport hospitality this year before entering law school next fall





## III 2 DARIUS MILES

Washington, D.C.  
Theodore Roosevelt HS

Forward / Sophomore / 6-6 / 185

### CAREER HIGHS

Points	9	at LSU (1/19/21)
Rebounds	4	Georgia (2/13/21)
Assists	2	2x, last vs. Miss. State (3/12/21)
Steals	1	3x, last vs. Miss. State (3/12/21)
Blocks	2	vs. Mississippi State (3/12/21)
Minutes	16	vs. Mississippi State (3/12/21)
Field Goals	3	2x, last at LSU (1/19/21)
FG Att.	8	at LSU (1/19/21)
3-Point FG	2	2x, last at LSU (1/19/21)
3-Point Att.	6	at LSU (1/19/21)
Free Throws	2	3x, last vs. Miss. State (3/12/21)
FT Att.	2	4x, last vs. Miss. State (3/12/21)

### 2020-21 SEASON HIGHS

Points	9	at LSU (1/19/21)
Rebounds	12	vs. East Tennessee State (1/4/20)
Rebounds	4	Georgia (2/13/21)
Assists	2	2x, last vs. Miss. State (3/12/21)
Steals	1	3x, last vs. Miss. State (3/12/21)
Blocks	2	vs. Mississippi State (3/12/21)
Minutes	16	vs. Mississippi State (3/12/21)
Field Goals	3	2x, last at LSU (1/19/21)
FG Att.	8	at LSU (1/19/21)
3-Point FG	2	2x, last at LSU (1/19/21)
3-Point Att.	6	at LSU (1/19/21)
Free Throws	2	3x, last vs. Miss. State (3/12/21)
FT Att.	2	4x, last vs. Miss. State (3/12/21)

### MISCELLANEOUS STATS

CATEGORY	2020-21	CAREER
Double-digit scoring		
20+ scoring games		
Double-digit rebounding		
Double-doubles		
Led UA in scoring		
Led UA in rebounding		
Led UA in three-pointers		
Led UA in assists		
Led UA in steals		
Led UA in blocks	2	2
5+ assist games		
3+ three-pointer		
3+ steal games		
3+ block games		



### FRESHMAN (2020-21)

- Played in 17 contests during his rookie campaign and finished with an average of 2.2 points, 0.9 rebounds and 4.2 minutes per contest
- Went for a season-high nine points in just nine minutes in the win at LSU (1/19), including hitting the three-pointer that broke the SEC team record for threes made in a game (23)
- Played 13 minutes vs. Arkansas, finishing with eight points and a pair of three-pointers in just 13 minutes of action vs. Arkansas (1/16)
- Had seven points and four rebounds in just 4:39 minutes of action, including an emphatic dunk to seal the 115-82 win over Georgia (2/13)
- The dunk against the Bulldogs reached No. 2 on Sportscenter's Top-10 Plays
- Accounted for five points, three rebounds and a pair of blocks in a career-high 16 minutes of action in the SEC Tournament opener vs. Mississippi State (3/12)
- Also matched career highs with two assists, one steal and knocking down a pair of free throw attempts against MSU

### PREP HIGHLIGHTS

- Rated as a four-star prospect by Rivals and a three-star signee according to 247Sports
- Rivals.com lists him as the 113th best prospect and the 26th best small forward in the nation
- Averaged 12.1 points and 2.5 rebounds per game while playing on the prestigious IMG postgraduate team
- Played at Theodore Roosevelt High School in Washington, D.C., under head coach Rob Nickens
- During the 2018-19 season he averaged 13.6 points, 5.7 rebounds and 2.2 assists per game
- Competed for D.C. Premier on the AAU circuit under head coach Tony Wilson
- Signed with Alabama over Minnesota, Memphis, Georgetown, LSU, Texas A&M and Boston College, among other schools

### PERSONAL

- Born Oct. 6, 2001
- Son of David Miles and Tracy Palmer
- Has two brothers, David and Chaz
- Majoring in communications

**MILES' GAME-BY-GAME STATS**

Opponent	Date	Min	FG-FGA	3FG-FGA	FT-FTA	Off-Def-Tot	PF	A	TO	Stl	Blk	Pts
Jacksonville State	11/25	4	1-2	0-1	0-0	1-1-2	0	0	1	0	0	2
vs. Stanford	11/30	5	1-4	1-3	0-0	0-0-0	0	0	0	1	1	3
vs. UNLV	12/1				DNP							
vs. Providence	12/2	1	0-0	0-0	0-0	0-0-0	0	0	2	0	0	0
vs. Clemson	12/12				DNP							
Furman	12/15				DNP							
Western Kentucky	12/19				DNP							
ETSU	12/22	2	0-0	0-0	0-0	0-1-1	0	0	1	0	0	0
Ole Miss*	12/29	1	0-0	0-0	2-2	0-0-0	0	0	0	0	0	2
at Tennessee*	1/2				DNP							
Florida*	1/5				DNP							
at Auburn*	1/9				DNP							
at Kentucky*	1/12				DNP							
Arkansas*	1/16	13	3-4	2-3	0-0	0-1-1	2	0	2	0	0	8
at LSU*	1/19	9	3-8	2-6	1-2	0-1-1	1	0	4	0	0	9
Mississippi State*	1/23				DNP							
Kentucky*	1/26				DNP							
at Oklahoma	1/30				DNP							
LSU*	2/3	6	1-2	0-1	0-0	0-2-2	0	2	1	0	0	2
at Missouri*	2/6	3	0-1	0-0	0-0	0-0-0	0	0	0	0	0	0
at South Carolina*	2/9	1	0-0	0-0	0-0	0-0-0	1	0	0	0	0	0
Georgia*	2/13	5	2-3	1-2	2-2	1-3-4	3	0	2	0	0	7
Vanderbilt*	2/20				DNP							
at Arkansas*	2/24	1	0-0	0-0	0-0	0-0-0	0	0	0	0	0	0
at Mississippi State*	2/27				DNP							
Auburn*	3/2	1	0-1	0-1	0-0	0-0-0	0	0	0	0	0	0
at Georgia*	3/6	4	0-0	0-0	0-0	0-1-1	1	0	0	1	1	4
vs. Mississippi State	3/12	16	1-4	1-3	2-2	1-2-3	0	2	2	1	2	5
vs. Tennessee	3/13				DNP							
vs. LSU	3/14				DNP							
vs. Iowa	3/20				DNP							
vs. Maryland	3/22	1	0-0	0-0	0-0	0-0-0	0	0	0	0	0	0
vs. UCLA	3/28				DNP							

\* indicates Southeastern Conference opponent



**MILES' CAREER STATS**

Year	GP	GS	Min	Avg	FG	FGA	Pct	3FG	3FGA	Pct	FT	FTA	Pct	Off	Def	Tot	Avg	PF	FO	Ast	TO	Blk	Stl	Pts	Avg
2020-21	17	0	70:54	4.2	12	29	.414	7	20	.350	7	8	.875	3	12	15	0.9	8	0	4	15	4	3	38	2.2
<b>TOTAL</b>	<b>17</b>	<b>0</b>	<b>70:54</b>	<b>4.2</b>	<b>12</b>	<b>29</b>	<b>.414</b>	<b>7</b>	<b>20</b>	<b>.350</b>	<b>7</b>	<b>8</b>	<b>.875</b>	<b>3</b>	<b>12</b>	<b>15</b>	<b>0.9</b>	<b>8</b>	<b>0</b>	<b>4</b>	<b>15</b>	<b>4</b>	<b>3</b>	<b>38</b>	<b>2.2</b>





## III 13 JAHVON QUINERLY

Hackensack, N.J.  
Hudson Catholic HS/Villanova

Guard / Junior / 6-1 / 175

### CAREER HIGHS

Points	24	Ole Miss (12/29/20)
Rebounds	5	vs. LSU (3/14/21)
Assists	11	Maryland (3/22/21)
Steals	3	vs. Stanford (11/30/20)
Blocks	1	Western Kentucky (12/19/20)
Minutes	36	ETSU (12/22/20)
Field Goals	8	5x, last vs. UCLA (3/28/21)
FG Att.	22	vs. UCLA (3/28/21)
3-Point FG	6	at LSU (1/19/21)
3-Point Att.	7	3x, last vs. UCLA (3/28/21)
Free Throws	6	3x, last vs. Georgia (3/6/21)
FT Att.	10	Ole Miss (12/29/20)

### 2020-21 SEASON HIGHS

Points	24	Ole Miss (12/29/20)
Rebounds	5	vs. LSU (3/14/21)
Assists	11	Maryland (3/22/21)
Steals	3	vs. Stanford (11/30/20)
Blocks	1	Western Kentucky (12/19/20)
Minutes	36	ETSU (12/22/20)
Field Goals	8	5x, last vs. UCLA (3/28/21)
FG Att.	22	vs. UCLA (3/28/21)
3-Point FG	6	at LSU (1/19/21)
3-Point Att.	7	3x, last vs. UCLA (3/28/21)
Free Throws	6	3x, last vs. Georgia (3/6/21)
FT Att.	10	Ole Miss (12/29/20)

### MISCELLANEOUS STATS

CATEGORY	2020-21	CAREER
Double-digit scoring	23	24
20+ point games	3	3
Double-digit rebounding		
Double-doubles		
Led UA in scoring	8	8
Led UA in rebounding		
Led UA in three-pointers	8	8
Led UA in assists	12	12
Led UA in steals	3	3
Led UA in blocks		
5+ assist games	4	4
3+ three-pointers	5	5
3+ steal games	1	1
3+ block games		



### CAREER ACCOLADES

- Preseason Cousy Award Watch List (2021)
- NABC Preseason Player of the Year Watch List (2021)
- Preseason First Team All-SEC (2021)
- SEC Tournament Most Outstanding Player (2021)
- SEC All-Tournament Team (2021)
- McDonald's All-American (2018)

### SOPHOMORE (2020-21)

- Named the SEC Tournament Most Outstanding Player in helping lead the Crimson Tide to the program's first tournament championships since 1991
- Averaged 15.7 points, 3.0 assists and 2.7 rebounds while shooting 59.4 percent (19-of-32) and 46.2 percent (6-of-13) from beyond the arc across the Tide's three victories in Nashville
- Played in 30 contests making seven starts and finished with 23 double-figure scoring games including each of his final 15 contests to end the season
- Averaged 14.6 points and 3.3 assists while shooting 49.7 percent (83-of-167) from the floor and 48.6 percent (34-of-70) from beyond the arc over the 15-game stretch
- Led the team in three-point shooting percentage (43.3 percent, 52-of-120) and ranked second in scoring (12.9 ppg), assists (3.2 apg) and field goals made (142)
- Recorded the second-most assists in an NCAA Tournament game in program history and first career double-double by going for 14 points, 11 assists and five rebounds in the win over Maryland (3/22)
- Went for a career-best 24 points in the win over Ole Miss (12/29) in his first SEC game
- Collected 22 points and set new career highs in field goals made (8) and threes made (6) in the victory at LSU (1/19)
- Went for 20 points on a career-best 8-of-22 shooting from the field in the Sweet 16 vs. UCLA (3/28)
- Made his Crimson Tide debut and showed out for 18 points and three assists to lead UA to a win over Jacksonville State (11/25)
- Had 19 points in SEC semifinal win over Tennessee (3/13)

- Scored 19 points – 17 in the second half – to go along with four assists and four rebounds in a career-best 30 minutes of action vs. UNLV (12/1)
- Finished with 19 points on career highs of 8-of-16 shooting from the field in the SEC regular season championship-clinching win over Mississippi State (2/27)
- Accounted for 16 points on 5-of-8 shooting from the field including a perfect 4-of-4 from beyond the arc in the 115-82 win over Georgia (2/13)
- Had 14 points to go along with a career-best nine assists with only one turnover in the win over ETSU (12/22)

### REDSHIRT (2019-20)

- Was ruled ineligible to compete by the NCAA and forced to sit out the entire season

### AT VILLANOVA (2018-19)

- Averaged 3.2 points and 9.1 minutes per game in 25 appearances in his lone season with the Wildcats
- Had season highs of 10 points, four assists and 25 minutes of action against UConn, which was played in Madison Square Garden
- Logged a BIG EAST season high of 20 minutes at Xavier, scoring five points to go with three rebounds
- Added five points and two rebounds in 13 minutes of action at Georgetown
- Collected eight points, three rebounds and two assists in an 80-52 win over Seton Hall

### PREP HIGHLIGHTS

- Played at Hudson Catholic High School under head coach Nick Mariniello
- A five-star prospect who was considered as one of the nation's top point guards, earning a spot in the prestigious McDonald's All-American Game
- A two-time New Jersey Gatorade Player of the Year
- First team all-state honoree as a junior and senior
- Ranked No. 26 in ESPN's Top 100 in the Prep Class of 2018
- Averaged 20.1 points, 6.3 assists and 1.8 steals per game as a senior after going for 20.4 points, 5.4 assists and 1.9 steals a game during his junior season
- During his high school career, he averaged 16.6 points, 4.3 assists and 1.5 steals over 109 games
- Shot 44.6 percent (220-of-493) from beyond the arc over his four years at Hudson Catholic

**PERSONAL INFORMATION**

- Born Nov. 25, 1998
- Son of Mark and Caren Quinerly
- Has three brothers, Maurice, Jaden, who is a sophomore walk-on, and Julien
- Majoring in general studies

**QUINERLY'S GAME-BY-GAME STATS**

Opponent	Date	Min	FG-FGA	3FG-FGA	FT-FTA	Off-Def-Tot	PF	A	TO	Stl	Blk	Pts
Jacksonville State	11/25	26	7-12	2-5	2-2	0-1-1	1	3	1	1	0	18
vs. Stanford	11/30	24	6-11	1-3	1-1	0-0-0	3	2	3	3	0	14
vs. UNLV	12/1	30	6-11	1-4	6-6	1-3-4	2	4	2	0	0	19
vs. Providence	12/2	22	3-9	1-3	3-5	0-1-1	4	3	2	0	0	10
vs. Clemson	12/12	27	3-10	1-4	0-0	2-1-3	2	2	3	2	0	7
Furman	12/15	17	1-2	1-1	0-0	0-0-0	2	3	0	0	0	3
Western Kentucky	12/19	21	4-7	0-2	1-2	0-1-1	2	3	6	0	1	9
ETSU	12/22	36	4-8	1-5	5-8	1-1-2	5	9	1	1	0	14
Ole Miss*	12/29	32	8-14	3-5	5-10	2-3-5	1	0	4	1	0	24
at Tennessee*	1/2	27	5-14	0-2	2-2	1-1-2	3	5	2	0	0	12
Florida*	1/5				DNP							
at Auburn*	1/9				DNP							
at Kentucky*	1/12				DNP							
Arkansas*	1/16	22	2-8	0-4	3-4	0-4-4	1	4	1	1	0	7
at LSU*	1/19	19	8-11	6-7	0-0	0-1-1	0	1	2	0	0	22
Mississippi State*	1/23	23	1-7	0-3	2-2	1-2-3	1	5	2	1	0	4
Kentucky*	1/26	17	1-5	1-2	2-2	1-1-2	1	1	3	0	0	5
at Oklahoma	1/30	13	0-1	0-0	0-0	0-1-1	2	1	2	1	0	0
LSU*	2/3	23	4-8	2-3	0-0	0-3-3	0	3	4	1	0	10
at Missouri*	2/6	22	5-13	2-4	0-0	0-1-1	3	1	3	0	0	12
at South Carolina	2/9	23	5-8	3-5	0-1	1-0-1	3	1	4	1	0	13
Georgia*	2/13	21	5-8	4-4	2-2	0-1-1	3	4	3	1	0	16
Vanderbilt*	2/20	29	3-6	3-6	6-8	0-1-1	4	3	2	0	0	15
at Arkansas*	2/24	33	5-11	3-6	0-3	0-3-3	2	4	2	0	0	13
at Mississippi State*	2/27	27	8-16	3-6	0-0	0-1-1	2	2	3	2	0	19
Auburn*	3/2	29	5-13	1-5	0-0	0-1-1	2	3	0	1	0	11
at Georgia*	3/6	24	5-8	2-4	6-6	1-3-4	0	4	5	1	0	18
vs. Mississippi State	3/12	22	6-8	2-4	0-0	0-0-0	1	3	2	1	0	14
vs. Tennessee	3/13	31	8-13	1-2	2-2	0-3-3	1	2	1	0	0	19
vs. LSU	3/14	28	5-11	3-7	1-2	1-4-5	0	4	1	0	0	14
vs. Iona	3/20	21	5-7	1-1	0-2	0-3-3	4	2	1	0	0	11
vs. Maryland	3/22	29	6-15	2-6	0-0	2-3-5	2	11	3	0	0	14
vs. UCLA	3/28	35	8-22	2-7	2-4	1-2-3	2	3	1	0	0	20

\* indicates Southeastern Conference opponent



**QUINERLY'S CAREER STATS**

Year	GP	GS	Min	Avg	FG	FGA	Pct	3FG	3FGA	Pct	FT	FTA	Pct	Off	Def	Tot	Avg	PF	FO	Ast	TO	Blk	Stl	Pts	Avg
2018-19	25	0	230	9.2	28	83	.337	12	48	.250	11	15	.733	2	18	20	0.8	18	0	22	19	0	5	79	3.2
2020-21	30	7	753:21	25.1	142	297	.478	52	120	.433	51	74	.689	15	50	65	2.2	59	1	96	69	1	19	387	12.9
<b>TOTAL</b>	<b>55</b>	<b>7</b>	<b>984</b>	<b>17.9</b>	<b>170</b>	<b>380</b>	<b>.447</b>	<b>64</b>	<b>168</b>	<b>.381</b>	<b>62</b>	<b>89</b>	<b>.697</b>	<b>17</b>	<b>68</b>	<b>85</b>	<b>1.5</b>	<b>77</b>	<b>1</b>	<b>118</b>	<b>88</b>	<b>1</b>	<b>24</b>	<b>466</b>	<b>8.5</b>





## III 33

**JAMES ROJAS**

Jamestown, N.Y.  
Jamestown HS

**Forward / Senior / 6-8 / 220**

### CAREER HIGHS

Points	15	Florida (1/5/21)
Rebounds	7	4x, last at LSU (1/19/21)
Assists	2	Mississippi State (3/12/21)
Steals	2	2x, last at Georgia(3/6/21)
Blocks	3	at LSU (1/19/21)
Minutes	24	Florida (1/5/21)
Field Goals	5	Florida (1/5/21)
FG Att.	8	2x, last vs. Florida (1/5/21)
3-Point FG	2	Furman (12/15/20)
3-Point Att.	3	3x, last at Missouri (2/6/21)
Free Throws	5	Florida (1/5/21)
FT Att.	9	Florida (1/5/21)

### 2020-21 SEASON HIGHS

Points	15	Florida (1/5/21)
Rebounds	7	4x, last at LSU (1/19/21)
Assists	2	Mississippi State (3/12/21)
Steals	2	2x, last at Georgia(3/6/21)
Blocks	3	at LSU (1/19/21)
Minutes	24	Florida (1/5/21)
Field Goals	5	Florida (1/5/21)
FG Att.	8	2x, last vs. Florida (1/5/21)
3-Point FG	2	Furman (12/15/20)
3-Point Att.	3	3x, last at Missouri (2/6/21)
Free Throws	5	Florida (1/5/21)
FT Att.	9	Florida (1/5/21)

### MISCELLANEOUS STATS

CATEGORY	2020-21	CAREER
Double-digit scoring	2	2
20+ point games		
Double-digit rebounding		
Double-doubles		
Led UA in scoring		
Led UA in rebounding	4	4
Led UA in three-pointers	1	1
Led UA in assists		
Led UA in steals	3	3
Led UA in blocks	1	1
5+ assist games		
3+ three-pointers		
3+ steal games		
3+ block games	1	1



### CAREER ACCOLADES

- NJCAA First Team All-American (2019)
- NABC First Team JUCO All-American (2019)

### JUNIOR (2020-21)

- Played in 30 contests making one start on the season
- Finished the season averaging 2.9 points and 2.6 rebounds in 11.1 minutes per game
- Ranked second on the team with 18 floor dives while also earning a pair of Hard Hat awards
- Had 15 points on 5-of-8 shooting from the floor vs. Florida (1/5) to go along with seven boards while also drawing eight fouls which resulted in nine free throw attempts (5-of-9) – all of which were career-best numbers
- Finished the game against the Gators with a +30 in +/- points
- Collected 11 points and seven rebounds while earning the Hard Hat Award in the win over Furman (12/15)
- Hit the game-clinching three-pointer and finished with nine points and six rebounds in 14 minutes of action at Mississippi State (2/27)
- Made his UA debut and finished with eight points and a game-high seven rebounds in the win over Jacksonville State (11/25)
- Had six points and four rebounds while earning the Hard Hat award in the win at USC (2/9)

### REDSHIRT SEASON (2019-20)

- Suffered a torn ACL and was forced to sit out the year as a medical redshirt

### HUTCHINSON C.C. (2017-19)

- Tabbed a First Team All-American by the National Junior College Athletic Association and the National Association of Basketball Coaches following his sophomore season in 2019
- Named the 2019 Jayhawk West Conference Player of the Year
- A first team All-Jayhawk West honoree as a sophomore while also being named to the All-Region VI First Team and Region VI All-Tournament team
- Concluded his career as Hutchinson's 25th all-time leading scorer with 932 points
- Ranked eighth in program history in free throws (292) and free throw average (77.0 percent)
- Played in 29 games as a sophomore during the 2018-19 campaign and finished as Hutchinson's

leading scorer at 19.0 points per game, which also ranked third in the Jayhawk Conference

- Also collected 6.8 rebounds and 1.5 steals in 25.8 minutes a contest while shooting 50.4 percent from the field, 38.4 percent from beyond the arc and 79.5 percent from free throw line
- Helped lead Hutchinson to its seventh straight Region VI Tournament championship game
- Scored a career-high 30 points in a Region VI Tournament double-overtime victory over No. 3 Coffeyville to reach the finals
- Despite falling in the championship game, he led the way with 29 points and 11 rebounds to close the season with 16 games of 20 points or more and three double-doubles

### PREP HIGHLIGHTS

- Played at Jamestown High School under head coach Ben Drake
- Named to the 2017 All-Western New York First Team
- Was also tabbed to the 2017 New York State Sportswriters Association Class AA fifth team, which came on the heels of his third-team all-state selection as a junior during the 2015-16 season
- 2017 Erie County Interscholastic Conference Division I Player of the Year and a first team All-ECIC choice – a selection that takes into account all players in the conference's four divisions
- New York Post-Journal's Player of the Year and a first team All-Western New York honoree
- Averaged 27.1 points, 10.9 rebounds, 3.3 assists and 2.3 blocks per game as a senior
- Ended his high school career with 1,190 points, which is fourth on the Red Raiders' all-time list

### PERSONAL INFORMATION

- Born May 23, 1999
- Son of James Rojas Sr. and Heather White
- Has six brothers, Johnny, Jacob, Marcus, Isaiah, Elijah and Emilio
- Graduated in May, 2021 with an undergraduate degree in general studies and is currently taking classes towards a master's

**ROJAS' GAME-BY-GAME STATS**

Opponent	Date	Min	FG-FGA	3FG-FGA	FT-FTA	Off-Def-Tot	PF	A	TO	Stl	Blk	Pts
Jacksonville State	11/25	20	3-8	1-2	1-2	4-3-7	1	1	1	0	0	8
vs. Stanford	11/30	20	1-6	0-2	1-2	0-3-3	2	1	1	1	0	3
vs. UNLV	12/1	16	0-3	0-3	0-0	0-3-3	1	1	1	0	1	0
vs. Providence	12/2	10	1-1	0-0	2-2	1-2-3	3	0	0	0	0	4
vs. Clemson	12/12	12	1-3	0-1	1-1	1-1-2	1	1	2	0	0	3
Furman	12/15	20	3-6	2-3	3-4	3-4-7	2	0	2	2	0	11
Western Kentucky	12/19	10	0-2	0-2	0-0	1-3-4	4	0	1	1	0	0
ETSU	12/22				DNP							
Ole Miss*	12/29	9	1-2	0-0	0-1	1-2-3	4	1	1	1	0	2
at Tennessee*	1/2	9	0-3	0-1	0-0	0-3-3	1	0	2	0	0	0
Florida*	1/5	24	5-8	0-0	5-9	2-5-7	2	1	2	1	0	15
at Auburn*	1/9	12	1-3	0-0	0-1	0-1-1	4	0	1	0	1	2
at Kentucky*	1/12	19	1-4	1-2	0-0	2-4-6	4	1	2	1	0	3
Arkansas*	1/16	9	0-1	0-0	0-0	0-3-3	4	0	2	0	0	0
at LSU*	1/19	13	0-0	0-0	0-0	0-7-7	2	1	0	0	3	0
Mississippi State*	1/23				DNP							
Kentucky*	1/26	2	0-0	0-0	0-0	0-0-0	2	0	0	0	0	0
at Oklahoma	1/30	6	0-2	0-1	0-0	0-0-0	2	0	0	0	0	0
LSU*	2/3	3	0-1	0-0	0-0	0-0-0	0	0	0	0	0	0
at Missouri*	2/6	13	1-5	0-3	0-3	1-5-6	2	0	0	1	0	2
at South Carolina*	2/9	18	1-4	0-0	4-4	1-3-4	3	0	3	1	1	6
Georgia*	2/13	16	1-3	0-1	3-3	0-1-1	3	1	2	1	0	5
Vanderbilt*	2/20	7	1-2	0-1	0-0	0-0-0	2	0	0	0	0	2
at Arkansas*	2/24	1	0-0	0-0	0-0	0-0-0	2	0	0	0	0	0
at Mississippi State*	2/27	14	2-4	1-2	4-4	3-3-6	2	0	1	1	1	9
Auburn*	3/2	7	0-1	0-0	0-0	0-0-0	2	0	0	0	0	0
at Georgia*	3/6	10	2-3	0-0	0-0	1-3-4	1	0	1	2	0	4
vs. Mississippi State	3/12	14	3-4	1-2	0-0	0-1-1	1	2	2	1	0	7
vs. Tennessee	3/13	10	0-0	0-0	0-0	0-0-0	1	0	3	1	0	0
vs. LSU	3/14	3	0-1	0-0	0-0	0-0-0	0	0	0	0	0	0
vs. Iona	3/20	4	0-0	0-0	0-0	0-0-0	1	0	0	0	0	0
vs. Maryland	3/22	2	0-0	0-0	0-0	0-0-0	1	0	0	0	0	0
vs. UCLA	3/28				DNP							

\* indicates Southeastern Conference opponent



**ROJAS' CAREER STATS**

Year	GP	GS	Min	Avg	FG	FGA	Pct	3FG	3FGA	Pct	FT	FTA	Pct	Off	Def	Tot	Avg	PF	FO	Ast	TO	Blk	Stl	Pts	Avg
2020-21	30	1	333	11.1	28	80	.350	6	26	.231	24	36	.667	20	58	78	2.6	60	0	11	30	6	16	86	2.9
<b>TOTAL</b>	<b>30</b>	<b>1</b>	<b>333</b>	<b>11.1</b>	<b>28</b>	<b>80</b>	<b>.350</b>	<b>6</b>	<b>26</b>	<b>.231</b>	<b>24</b>	<b>36</b>	<b>.667</b>	<b>20</b>	<b>58</b>	<b>78</b>	<b>2.6</b>	<b>60</b>	<b>0</b>	<b>11</b>	<b>30</b>	<b>6</b>	<b>16</b>	<b>86</b>	<b>2.9</b>





## III 5

**JADEN SHACKELFORD**

Hesperia, Calif.  
Hesperia HS

**Guard / Junior / 6-3 / 220**

### CAREER HIGHS

Points	28	3x, last vs. Auburn (2/12/20)
Rebounds	12	Jacksonville State (11/25/20)
Assists	8	at LSU (1/19/21)
Steals	3	Furman (11/19/19)
Blocks	2	vs. South Carolina (2/29/20)
Minutes	42	Auburn (2/12/20)
Field Goals	11	Arkansas (2/1/20)
FG Att.	23	Auburn (2/12/20)
3-Point FG	8	ETSU (12/22/20)
3-Point Att.	17	Auburn (2/12/20)
Free Throws	10	Stephen F. Austin (12/6/19)
FT Att.	11	Stephen F. Austin (12/6/19)

### 2020-21 SEASON HIGHS

Points	27	Vanderbilt (2/20/20)
Rebounds	12	Jacksonville State (11/25/20)
Assists	8	at LSU (1/19/21)
Steals	2	7x, last at Georgia (3/6/21)
Blocks	1	2x, last vs. Vanderbilt (2/20/21)
Minutes	38	at Kentucky (1/12/21)
Field Goals	10	Vanderbilt (2/20/21)
FG Att.	21	Vanderbilt (2/20/21)
3-Point FG	8	ETSU (12/22/20)
3-Point Att.	13	2x, last vs. LSU (3/14/21)
Free Throws	10	Kentucky (1/26/21)
FT Att.	10	Kentucky (1/26/21)

### MISCELLANEOUS STATS

CATEGORY	2020-21	CAREER
Double-digit scoring	26	46
20+ point games	6	13
Double-digit rebounding	1	1
Double-doubles	1	1
Led UA in scoring	9	17
Led UA in rebounding	3	6
Led UA in three-pointers	7	19
Led UA in assists	5	7
Led UA in steals	3	4
Led UA in blocks		2
5+ assist games	2	2
3+ three-pointers	7	22
3+ steal games		1
3+ block games		



### CAREER ACCOLADES

- Preseason Cousy Award Watch List (2021)
- NABC Preseason Player of the Year Watch List (2021)
- Preseason First Team All-SEC (2021)
- SEC Academic Honor Roll (2020 and 2021)
- SEC Second Team All-Conference (2021)
- SEC All-Freshman Team (2020)
- SEC Player of the Week (Dec. 28, 2020)
- SEC Freshman of the Week (Feb. 17, 2020)
- USBWA National Freshman of the Week (Feb. 18, 2020)
- His 466 points scored in 2019-20 ranked fourth by a freshman in program history
- Has scored 927 career points across his two seasons at Alabama

### SOPHOMORE (2020-21)

- Named to SEC Academic Honor Roll
- Played in all 33 contests making 32 starts – the only time he didn't start was on Senior Day when he gave up his spot for a fellow senior
- Finished the year leading the team in scoring average at 14.0 points per contest, while also topping UA in free throw percentage (.756) and field goals made (154) and attempted (376), while ranking second in threes made (63) and attempted (184), free throws made (90) and attempted (119) and minutes per game (29.4)
- Also ranked as the team leader in double-figure scoring games (26), 20-point scoring games (6) and charges taken (16), ranked second on the team with four Hard Hat Awards, which is given to the player with the most Blue Collar Points after each game.
- Named SEC Player of the Week for the week of Dec. 30 when after he scored 26 points on the strength of a career-best eight three-pointers to lead UA past ETSU, 85-69, on Dec. 22.
- Finished the season hitting double figures in 40 of his last 46 games played dating back to last season
- Had a season-best 27 points on 10-of-21 shooting from the floor in the win over Vanderbilt (2/20)
- Collected 26 points and a career-high eight three-pointers in the win over East Tennessee State (12/22)
- Caught fire in the Round of 32 against No. 10 seed Maryland going 5-8 from deep with 21 points, 3 rebounds, 3 assists and a steal (3/22)

- Led the team in points with 21 along with 5 rebounds and 4 assists in the SEC Championship win over LSU (3/14)
- Collected 21 points to go along with five boards while hitting all 10 of his free throws to help complete a season sweep of Kentucky (1/27)
- Recorded first career double-double with 18 points and 12 rebounds – both team highs – to lead UA past Jacksonville State (11/25)
- Finished with 19 points, three rebounds and a pair of assists in the win over LSU (2/3)
- Collected 18 points, six rebounds and a career-best six assists in the win at Kentucky (1/12)
- Had 18 points and four assists, knocking down 5-of-7 shots from the field including 2-of-3 from deep vs. Georgia (2/13)
- Finished with 16 points in the win over Florida (1/5)

### FRESHMAN (2019-20)

- Named to SEC First Year Academic Honor Roll
- Burst onto the college basketball scene, earning SEC All-Freshman honors
- Finished his rookie campaign averaging 15.0 points per game, which ranked second on the team and 11th in the SEC
- Scored a total of 466 points on the year which is fourth-best by any freshman in program history, trailing only Collin Sexton, James "Hollywood" Robinson and Eddie Phillips
- Led all SEC players with 55 made three-pointers during conference play
- Named the SEC Freshman of the Week and the USBWA National Freshman of the Week for the week of Feb. 17
- His 84 made threes on the year ranks seventh-best in a single-season in the program's record books, while his 235 three-point attempts led the team and was fifth-best in UA history
- Reached double figures in each of his final 15 games of the season and 23 times total which was second-best on the team
- Stuffed the stats sheet against Richmond (12/29), scoring a career-best 28 while also adding eight rebounds in the win
- Tied his career-high of 28 points on 7-of-17 attempts from deep which were both career-high marks, while registering eight boards and a pair of assists against Auburn (2/12)

- Matched that same number with 28 points and set a career best with 11 field goals made, to go along with seven rebounds against Arkansas (2/1)
- Finished with 24 points while registering a pair of steals against Texas A&M (2/19)
- Led the Tide in scoring with 25 points and a career-high three steals against Furman (11/19)
- Finished with 26 points, shooting 9-of-18 from the floor against LSU (2/15) to help him secure conference and national freshman of the week accolades
- Dropped 21 points, sinking 5-of-14 from three in the first match-up of the year against LSU (1/29)
- Had 18 points, connecting on 5-of-8 from the floor and 3-of-5 from three while registering three boards and three assists at Ole Miss (2/22)
- Scored 18 points all in the second half to go along with four boards against Vanderbilt (3/3)
- Knocked down four three-pointers (4-of-7), notching 17 points, four rebounds and a pair of assists vs. Florida Atlantic (11/11)
- Collected 17 points while registering a career-high nine rebounds against Mississippi State (2/26)
- Finished with 17 points, while earning three rebounds and three assists against Missouri (1/18)
- Led the team in scoring with 16 points, shooting 4-for-6 from three, in the victory over Belmont (12/21)
- Earned his first collegiate start in the season-opener vs. Penn (11/5), finished with 16 points in 30 minutes of action
- Grabbed 15 points and 7 rebounds in the win at Vanderbilt (1/22)
- Knocked down 3-of-5 three-pointers to finish with 11 points and six rebounds at Florida (1/4)
- Scored 11 points while registering seven rebounds and a pair of assists against Kansas State (1/27)

## PREP HIGHLIGHTS

- Four-star recruit ranked as the No. 15 shooting guard, No. 7 player in the state of California and No. 84 overall player by ESPN
- Played the final two seasons at Hesperia High School under head coach Robert Tossetti
- Nominated for the McDonald's All-American game
- Tabbed a Second Team All-State performer and a Division II First Team All-State honoree by CalHi Sports in 2019
- Also named to the All-SoCal All-Region team following his senior season
- Named the Mojave River League's 2019 Player of the Year, leading Hesperia to a perfect 10-0 record while averaging 45.5 ppg in conference action including four consecutive 50-point games
- Finished the season averaging 34.0 points, 11.0 rebounds, 5.5 assists and 4.0 steals per game during his senior season
- Earned Cal-Hi Sports Southern California Boys Basketball Player of the Week
- Averaged 23.3 points, 6.9 rebounds and 2.9 steals a game as a junior
- Played his first two seasons of high school at Oak Hills where he averaged over 25 points per game as a sophomore and 14.7 ppg during his freshman season
- Scored 20.8 ppg during the 2018-19 AAU season with The Truth in the Nike EYBL circuit
- Played for Team Truth in the Nike EYBL circuit he posted per-game averages of 16.1 points, 3.3 rebounds and 1.4 assists
- Awarded Best Performance of the Session by the D1 Circuit staff against E1T1 United where he scored 40 points, hit seven threes and finished with six rebounds
- Participated in the 2018 Pangos All-American Camp
- Chose Alabama over Kansas State and UNLV, among others

## PERSONAL INFORMATION

- Born Feb. 14, 2001
- Son of Anthony and Jasmine Shackelford
- Has one brother, Javon, and a sister, Alise
- Majoring in communications

## SHACKELFORD'S 2020-21 GAME-BY-GAME STATS

Opponent	Date	Min	FG-FGA	3FG-FGA	FT-FTA	Off-Def-Tot	PF	A	TO	Stl	Blk	Pts
Jacksonville State	11/25	26	6-13	1-4	5-5	3-9-12	1	2	2	0	0	18
vs. Stanford	11/30	23	3-13	2-5	2-2	1-2-3	3	0	2	0	0	10
vs. UNLV	12/1	28	4-10	3-7	2-5	0-5-0	0	4	0	1	0	13
vs. Providence	12/2	29	4-11	3-6	4-4	3-3-6	1	1	1	0	0	15
vs. Clemson	12/12	27	2-8	0-3	1-2	1-0-1	2	1	3	2	0	5
Furman	12/15	29	4-9	1-5	4-8	1-3-4	3	1	3	1	0	13
Western Kentucky	12/19	33	2-9	1-5	7-8	1-3-4	1	1	0	1	0	12
ETSU	12/22	36	8-15	8-13	2-5	1-3-4	1	2	1	0	1	26
Ole Miss*	12/29	33	3-10	1-7	2-5	2-5-7	0	4	0	0	0	9
at Tennessee*	1/2	24	3-5	1-2	2-4	0-1-1	4	2	0	2	0	9
Florida*	1/5	31	5-12	2-7	4-4	0-3-3	1	0	2	0	0	16
at Auburn*	1/9	27	4-13	1-5	2-4	1-6-7	2	1	0	1	0	11
at Kentucky*	1/12	38	6-15	2-5	4-5	1-1-2	2	6	3	0	0	18
Arkansas*	1/16	24	6-11	4-7	0-0	0-1-1	2	3	1	0	0	16
at LSU*	1/19	28	3-8	0-3	0-0	1-1-2	2	8	2	1	0	6
Mississippi State*	1/23	29	5-11	2-5	0-0	2-2-4	0	3	3	2	0	12
Kentucky*	1/26	36	5-13	1-6	10-10	1-4-5	1	1	0	1	0	21
at Oklahoma	1/30	31	5-12	2-3	2-2	0-3-3	2	2	2	2	0	14
LSU*	2/3	29	7-16	1-7	4-4	1-2-3	1	2	4	0	0	19
at Missouri*	2/6	32	4-12	1-4	6-7	3-1-3	0	1	2	1	0	15
at South Carolina*	2/9	27	3-10	0-4	4-4	1-3-4	1	1	1	1	0	10
Georgia*	2/13	28	5-7	2-3	6-7	0-3-3	3	4	2	0	0	18
Vanderbilt*	2/20	36	10-21	1-9	6-9	0-4-4	0	2	0	1	1	27
at Arkansas*	2/24	22	2-6	1-3	0-0	0-1-1	5	0	1	1	0	5
at Mississippi State*	2/27	31	5-14	1-5	4-5	0-6-6	1	0	0	0	0	15
Auburn*	3/2	31	8-16	5-9	2-2	0-3-3	2	0	2	2	0	23
at Georgia*	3/6	32	6-14	2-6	0-2	1-5-6	3	2	3	2	0	14
vs. Mississippi State*	3/12	19	5-12	3-6	0-1	0-1-1	2	1	1	1	0	13
vs. Tennessee	3/13	25	1-4	0-2	0-0	0-0-0	2	1	1	0	0	2
vs. LSU	3/14	37	8-19	5-13	0-0	1-4-5	0	4	1	1	0	21
vs. Iona	3/20	29	4-9	1-5	1-2	0-4-4	0	2	1	1	0	10
vs. Maryland	3/22	32	6-11	5-8	4-4	0-3-3	0	3	1	1	0	21
vs. UCLA	3/28	29	2-7	0-2	0-0	0-4-4	2	0	5	0	0	4

\* indicates Southeastern Conference opponent

## SHACKELFORD'S 2019-20 GAME-BY-GAME STATS

Opponent	Date	Min	FG-FGA	3FG-FGA	FT-FTA	Off-Def-Tot	PF	A	TO	Stl	Blk	Pts
Penn	11/5	30	6-20	3-13	1-1	3-2-5	1	1	0	0	0	16
Florida Atlantic	11/11	29	6-10	4-7	1-1	1-3-4	1	2	1	1	0	17
at Rhode Island	11/15	20	2-7	1-6	0-0	0-1-1	0	2	3	0	0	5
Furman	11/19	31	7-12	3-8	8-10	0-5-3	3	1	1	0	0	32
vs. North Carolina	11/27	21	2-8	0-5	0-1	1-2-3	0	1	1	0	0	4
vs. Iowa State	11/28	22	1-4	1-3	1-2	0-2-2	2	1	2	0	1	4
vs. Southern Miss	11/29	22	2-8	2-7	0-2	2-2-4	2	3	1	0	1	6
Stephen F. Austin	12/6	27	3-9	1-6	10-11	2-3-5	4	2	4	0	2	17
at Penn State	12/14	28	3-10	1-6	0-0	1-3-4	1	2	1	0	0	7
at Samford	12/18	28	2-7	1-5	8-8	0-2-2	0	2	1	1	1	13
vs. Belmont	12/21	25	6-12	4-6	0-0	0-2-2	3	0	1	0	0	16
Richmond	12/29	31	8-18	6-13	6-7	2-6-8	1	0	0	0	0	28
at Florida*	1/4	29	4-10	3-5	0-0	2-4-6	3	1	1	0	0	11
Mississippi State*	1/8	19	2-10	2-6	4-5	0-2-2	0	1	0	0	0	10
at Kentucky*	1/11	19	1-4	0-1	0-0	1-3-4	0	0	0	0	0	2
Auburn*	1/15	32	3-6	0-3	3-3	0-6-6	1	1	5	0	1	9
Missouri*	1/18	29	5-12	3-9	4-4	1-2-3	1	3	1	0	1	17
at Vanderbilt*	1/22	29	3-8	2-6	7-8	0-7-7	3	1	2	0	1	15
Kansas State	1/25	32	3-6	2-5	3-4	0-7-7	1	2	3	0	0	11
at LSU*	1/29	38	7-19	5-14	2-2	0-3-3	1	1	2	0	0	21
Arkansas*	2/1	39	11-22	5-13	1-1	4-3-7	4	3	1	0	0	28
Tennessee*	2/4	29	4-8	2-3	2-4	1-3-4	1	1	4	0	1	12
at Georgia*	2/8	40	2-5	2-4	4-4	1-3-4	1	1	2	0	1	10
at Auburn*	2/12	42	9-23	7-17	3-4	2-6-8	3	2	2	0	0	28
LSU*	2/15	30	9-18	5-13	3-4	0-1-1	1	1	1	0	0	26
Texas A&M*	2/19	31	8-17	6-15	2-6	1-3-4	1	2	1	0	2	24
at Ole Miss*	2/22	28	5-8	3-5	5-6	3-0-3	2	3	0	0	0	18
at Mississippi State*	2/25	36	7-18	2-7	1-1	5-4-9	2	0	0	1	0	17
South Carolina*	2/29	30	6-13	3-7	3-7	3-4-7	3	2	3	2	0	18
Vanderbilt*	3/3	33	7-16	2-9	2-2	0-4-4	4	1	1	1	1	18
at Missouri*	3/7	35	4-10	3-8	2-4	3-2-5	2	0	1	0	1	13

\* indicates Southeastern Conference opponent

## SHACKELFORD'S CAREER STATS

Year	GP	GS	Min	Avg	FG	FGA	Pct	3FG	3FGA	Pct	FT	FTA	Pct	Off	Def	Tot	Avg	PF	FO	Ast	TO	Blk	Stl	Pts	Avg
2019-20	31	19	911	29.4	148	358	.413	84	235	.357	86	112	.768	39	100	139	4.5	52	0	44	46	6	17	466	15.0
2020-21	33	32	969	29.4	154	376	.411	63	184	.342	90	119	.756	26	99	125	3.8	50	1	65	50	2	28	461	14.0
<b>TOTAL</b>	<b>64</b>	<b>51</b>	<b>1880</b>	<b>29.4</b>	<b>302</b>	<b>734</b>	<b>.411</b>	<b>147</b>	<b>419</b>	<b>.351</b>	<b>176</b>	<b>231</b>	<b>.762</b>	<b>65</b>	<b>199</b>	<b>264</b>	<b>4.1</b>	<b>102</b>	<b>1</b>	<b>109</b>	<b>96</b>	<b>8</b>	<b>45</b>	<b>927</b>	<b>14.5</b>





## III 10 CHARLES BEDIAKO

Brampton, Ontario  
IMG Academy

Center / Freshman / 7-0 / 225

### PREP HIGHLIGHTS

- Rated as a four-star prospect by 247Sports, who has him ranked No. 26 overall and the No. 4 player at his position
- An athletic player with a 7-2 wingspan and the ability to run the floor at the power forward and center positions
- Holds a four-star rating with Rivals, who has him ranked as the No. 29 overall player and the No. 4 center in the country, while ESPN has him ranked as the No. 29 player in the nation and the No. 7 player at his position
- Rated by North Pole Hoops as the No. 2 player in the nation in the 2021 class
- Competed for Team Canada at the FIBA U19 Basketball World Cup where he was teammates with current Alabama freshman Joshua Primo
- Finished that event averaging 8.2 points and 5.2 rebounds per game while scoring in double figures in four of his final five contests
- Had a 19-point, 12-rebound performance to highlight the stretch vs. Latvia

- Competed for UPLAY Canada under head coach Dwayne Washington where he was teammates with Alabama freshmen Keon Ambrose-Hylton and Joshua Primo
- Also played alongside Ambrose-Hilton at Andrews Osborne Academy in Willoughby, Ohio during the 2018-19 season before transferring to IMG Academy
- Competed alongside Primo at the Basketball Without Borders Global Camp which was held in Chicago during All-Star Weekend in February of 2020, where he impressed numerous NBA Scouts with his raw athleticism and high motor
- Chose Alabama over the likes of Duke, Texas, Ohio State, Michigan and Baylor, among many others

### PERSONAL INFORMATION

- Born March 10, 2002
- Son of Joyce Bediako
- Has one brother, Jaden, and a sister, Jada
- Majoring in finance



## III 3 JD DAVISON

Letohatchee, Ala.  
Calhoun HS

Guard / Freshman / 6-3 / 195

### PREP HIGHLIGHTS

- Rated as a consensus five-star prospect by ESPN, Rivals and 247Sports and one of the highest-rated recruits to ever sign with the Alabama men's basketball program
- Ranked by 247Sports.com as the No. 9 overall player in the nation and the No. 1 point guard
- ESPN ranks him as the No. 11 overall player in the 2021 class and No. 2 at his position and the No. 1 overall player in Alabama, while Rivals.com has him listed as the No. 13 overall player in his class and the No. 3 point guard in the nation
- Named a 2021 McDonald's All-American, one of three such players on the 2021-22 roster (Jahvon Quinerly and Nimari Burnett)
- Became the fifth repeat winner of Alabama's Mr. Basketball award, earning the honor in 2020 and 2021
- Was the fifth junior to be named Alabama Mr. Basketball when he earned the honor in 2020
- As a senior, he averaged 32.4 points, 10.9 rebounds and 4.7 assists per game
- Led Calhoun to the state championship game for a second straight season in which he scored 45 points on 18-of-23 shooting in his final high school game
- A three-time all-state selection (2019, 2020, 2021), he finished his career with 2,709 points
- Dominated in the Alabama-Mississippi All-Star Classic when he tallied 35 points, 11 rebounds and eight assists on his way to earning MVP honors
- Finished in third in the 2021 American Family Insurance High School Slam Dunk and 3-Point Championship showcase that took place during Final Four weekend
- During his junior season, he led Calhoun High School to the 2A state championship while

averaging 33.4 points, 12 rebounds, five assists, six steals and four blocks per game

- Made the game-winning 3-pointer at the buzzer to win the 2020 2A state championship
- Named Alabama's Mr. Basketball during the 2019-20 season to become only the fifth junior to be named Mr. Basketball in the 38-year history of the award.
- Earned the 2019-20 Gatorade Boys Basketball Player of the Year honor
- Two-time All-State and twice named the Montgomery Advertiser's Metro Player of the Year (2019 and 2020)
- Recorded 25 double-doubles with one quadruple-double: a 29-point, 14-rebound, 11-assist, 11-steals playoff win in the 2019-20 season
- Scored at least 40 points seven times with a high of 54 during his junior campaign
- Was all-tournament at the Washington Invitational, a national-level Thanksgiving tournament played just outside Peoria, Ill.
- Played on the Alabama Fusion AAU team that is a part of Nike's EYBL circuit
- The first five-star recruit for Nate Oats since he took over Alabama in 2019
- Chose Alabama over the likes of Auburn, Kansas, LSU, Memphis and Michigan

### PERSONAL INFORMATION

- Born Oct. 3, 2002
- Son of Jerome Sr. and Catrina Davison
- Has three brothers, Jerome, Jermaqua and Jaheem
- Majoring in business



||| **1**  
**JUSUAN  
HOLT**

Tacoma, Wash.  
St. Francis HS

**Guard / Freshman / 6-6 / 190**

**PREP HIGHLIGHTS**

- Rated as a four-star prospect by ESPN, Rivals and 247Sports
- Rivals has him ranked as the No. 87 overall player in his class and the No. 22 small forward in the nation
- Earned second team Region 6 Sub-Region B All-Region honors and selected to the Atlanta Journal Constitution North Fulton second team following his junior season
- 247sports.com pegs him as the No. 24 small forward and the No. 5 overall player in Georgia
- Ranked by ESPN as the No. 6 overall player in Georgia and the No. 27 player at his position
- Helped lead St. Francis to consecutive Georgia Class A Private State Championship titles (2019 and 2020)
- Averaged 21.5 points, 8.3 rebounds, 4.0 assists and 2.4 steals per game on his way to earning second team all-state honors

- Connected on 64 percent of his shots from the field and 36 percent from beyond the arc while hitting a team-leading 57 three-pointers (2.5 made threes per game)
- As a junior, he averaged 12.9 points, 7.9 rebounds and 3.1 assists per contest while leading the team in rebounds and three-pointers made (51) while ranking second on the team in scoring
- First signee to join the Crimson Tide out of the Atlanta area since Collin Sexton signed in 2017
- Chose Alabama over Xavier, Wake Forest, Miami, Georgia and Washington, among others

**PERSONAL INFORMATION**

- Born March 16, 2003
- Son of Justin Holt and Tlanna Dickson
- Majoring in exercise science



||| **35**  
**ALEX  
TCHIKOU**

Paris, France  
Dream City Christian HS

**Forward / Redshirt-Freshman / 6-11 / 230**

**REDSHIRT YEAR (2020-21)**

- Ruptured his Achilles tendon prior to the start of the season and was forced to sit out the year as a medical redshirt

**PREP HIGHLIGHTS**

- Rated as a four-star prospect by Rivals, 247sports and ESPN
- Ranked by Rivals.com as the No. 36 overall player and the No. 6 power forward in the 2020 class, while 247sports has him at No. 58 overall and No. 11 at his position
- ESPN.com ranks him No. 56 nationally and the No. 11 power forward
- Athletic with size and length and someone who is active on both the offensive and defensive ends of the floor
- Played one year at Dream City Christian High School in Glendale, Ariz., under head coach Kyle Weaver, where he averaged nearly 16.0 points, 9.0 rebounds and 4.0 blocks per game
- Played his sophomore year at Brewster Academy in New Hampshire before transferring to Dream City

- Came to the United States at the age of 16 after growing up in Paris
- Signed with Alabama over Arizona, Florida State, Illinois, Mississippi State, Oregon and USC, among others

**PERSONAL INFORMATION**

- Born March 20, 2002
- Son of Victor and Line Kwa Tchikou
- Has two brothers, Thomas and Thug, and a sister, Karlae
- Majoring in business





## III 30 ADAM COTTRELL

Brampton, Ontario  
IMG Academy

Guard / Sophomore / 6-4 / 190

### CAREER ACCOLADES

- SEC Academic Honor Roll (2020, 2021)

### SOPHOMORE (2020-21)

- Named to SEC Academic Honor Roll
- Saw his lone action this season with one minute of playing time against LSU (2/3)

### FRESHMAN (2019-20)

- Named to the SEC First Year Academic Honor Roll
- Earned a roster spot through walk-on tryouts in September and added to the dress roster early in the season
- Played in three games on the season
- Saw his first career SEC game against Auburn (1/15)
- Saw one minute of action in the win over Southern Miss at the Battle 4 Atlantis Tournament (11/29)
- Made his college debut seeing one minute of action vs. FAU (11/11)

### PREP HIGHLIGHTS

- Played under head coach and father Todd Cottrell at Lakeview Academy
- A four-year letterwinner and two-year starter on varsity, while scoring over 1,000 points

- Helped lead Lakeview to four consecutive state tournament appearances, three regional championships and a school record of 91 total wins during his four-year prep career
- Honorable Mention All-State, All-Region 8-A and voted as the team captain during his senior season
- Averaged 18.7 points and made 85 threes in 2019 while also collecting eight games of 20 or more points and three in which he eclipsed 30 points
- Was the school's valedictorian and student body president, and was also named a National Merit Finalist in 2019

### PERSONAL INFORMATION

- Born Aug. 25, 2000
- Son of Todd and Kim Cottrell
- Has a sister, Rachel, and a brother, Drew
- Has two cousins who played basketball at the University of North Georgia: Zach Cottrell who graduated in 2020 and Josh Cottrell who graduated in 2021
- His aunt, Laura Cottrell, also played college hoops at Clemson
- Majoring in business



## III 12 DELANEY HEARD

Canton, Ga.  
Oak Hill Academy

Guard / Sophomore / 6-3 / 198

### CAREER ACCOLADES

- SEC Academic Honor Roll (2021)

### FRESHMAN (2020-21)

- SEC First Year Academic Honor Roll
- Saw first collegiate action with one minute of player in the win over East Tennessee State (12/22)
- Played a season-best two minutes, pulling down a rebound and attempting a shot, in the win over Florida (1/5)

### PREP HIGHLIGHTS

- Played final two years of high school at Oak Hill Academy and was a member of the "Gold Team" under head coach Steve Smith as a senior
- Helped lead team to several team tournament titles in 2020 including the Iolani Classic (Hawaii), Bass Pro Shops Tournament of Champions, among others
- Was scheduled to attend the GEICO High School Nationals before the pandemic hit forcing the event's cancellation
- Helped team to a record of 37-3 in 2020 and a No. 7 national ranking
- Received the distinguished award "Mr. Oak Hill Academy 2020" which recognizes the most

- outstanding OHA male student, voted on by entire faculty staff
- Awarded the "Physical Fitness Student Of The Year" for 2019 and 2020
- Received the Academic Athletic Award for "Gold team" in 2020 and "Red team" in 2019
- Earned the 2019 Coaches Award
- Appointed Captain of "Red Team" in his junior season and helped lead the team to a 21-6 record
- Awarded an invite to join elite "Gold Team" as a senior where he finished the season shooting 50 percent from the field and 43.3 percent from beyond the arc
- A member of the National Honor Society and achieved "All As" Academic Honor Roll
- Joined Alabama as an invited walk-on

### PERSONAL INFORMATION

- Born Dec. 22, 2001
- Son of Dale and Kimberly Heard
- Has three sisters: Alesha, Daija and Danielle
- Sister Daija is a student in the Capstone School of Nursing
- Majoring in exercise science



## III 24 JADEN QUINERLY

Hackensack, N.J.  
Ramsey HS

Guard / Sophomore / 6-0 / 155

### CAREER ACCOLADES

- SEC Academic Honor Roll (2021)

### FRESHMAN (2020-21)

- SEC First Year Academic Honor Roll
- Saw first and only collegiate, getting one minute of play in the win over East Tennessee State (12/22)
- Scored on a driving lay up in the final minute of that contest to record his first collegiate points

### PREP HIGHLIGHTS

- Played at Ramsey High School under head coach Kevin McGuire
- Helped lead team to a 23-7 overall record and the New Jersey North 1, Group 2 title as a senior
- Selected first team All-North Jersey and second team All-Bergen County in 2020
- Also named to the NJ.com third team All-Group 2
- Averaged 13.0 points, 3.3 assists, 3.0 rebounds and 2.6 assists per game during his senior season

- Finished among the top five in the state of New Jersey for recorded steals in a season
- Helped lead the Rams to a combined 27-1 league record during his two seasons at Ramsey
- Joined Alabama as a preferred walk-on

### PERSONAL

- Born June 30, 2002
- Son of Mark and Caren Quinerly
- Older brother and Alabama teammate Jahvon is a sophomore
- Has two additional brothers: Maurice and Julien
- Majoring in finance



# 2020-21 SEASON IN REVIEW

## INSIDE

Season Notes	64-65
Results	66
Season Stats	67-69
Game Summaries	70-78







## 2020-21 SEASON NOTES

### TEAM NOTES

• Alabama earned the program's second No. 2 seed in the 2021 NCAA Tournament which matched the highest seed in program history. Both the 1987 (Sweet 16, 2-1) and 2002 (Round of 32, 1-1) teams were also No. 2 overall seeds. Following its Sweet 16 appearance last year, the Tide owns an all-time record of 4-3 as a No. 2 seed.

• Alabama ranked No. 3 in the Ken Pomeroy defensive efficiency ratings, compared to being rated by the same site at No. 114 in the category in 2019-20. The Tide also ranked No. 28 in offensive efficiency making UA one of just nine teams in the nation to finish with a top-30 offense and defense.

• UA led the nation with 348 threes made and 989 attempted last season. Those marks are both Alabama program records, breaking the previous marks of 325 makes and 957 attempts from beyond the arc set during the 2019-20 campaign.

• In addition Alabama ranked third in threes made per game (10.7) and in average possession length on offense (14.2). Last year's Tide also ranked 12th nationally in adjusted tempo (73.3 possessions per game).

• Alabama ended last year ranked No. 5 in both the Associated Press and USA Today Coaches Top-25 Polls. It was the first time the Tide was ranked in the top five of the AP Poll since December of 2004. In fact, the last time UA was ranked inside the AP top five came during the Famed Rocket 8 team that finished No. 5.

• Alabama captured the 2021 Southeastern Conference Tournament championship with a 80-79 victory over LSU in Sunday's title game. It marks the seventh SEC Tournament trophy in Crimson Tide history and the first in 30 years, dating back to 1991. Combined with winning the program's eighth SEC regular-season title, the Tide has now claimed a combined 15 SEC Championships in school history.

• Guard Jahvon Quinerly was named the SEC Tournament Most Outstanding Player, averaging 15.7 points, 3.0 assists and 2.7 rebounds while shooting 59.4 percent (19-of-32) and 46.2 percent (6-of-13) from beyond the arc across the Tide's three wins. Herbert Jones was also named to the All-Tournament team, averaging a double-double with 13.7 points, 10.3 rebounds and a team-leading 5.7 assists per game during the Tide's tournament run.

• Herbert Jones was named the SEC Player and Defensive Player of the Year, while Nate Oats was tabbed the league's Coach of the Year. It's the first time an Alabama player has earned Defensive Player of the Year and the first time since 2002 the program has had a player and coach of the year.

• In addition, Jones and John Petty Jr. were named First Team All-SEC, while Jaden Shackelford earned second-team honors and Joshua Primo was named an all-freshman performer. The full list of SEC awards can be found in the column on the right.

• It was the first time since the 1975-76 year that both the Alabama football and men's basketball teams won the SEC regular season championship in the same season. The Crimson Tide also became the first SEC school to win conference titles in both sports in the same year since Florida achieved the feat in 2006-07.

• In league games only, Alabama boasted the most efficient defense in the SEC, ranking first in field goal percentage defense (.398), three-point field goal percentage defense (.259), steals (8.9 spg) and defensive rebounds (28.8), second in steals (8.9) and fourth in scoring defense (70.1). Offensively, UA led the league in scoring offense (81.9), scoring margin (+11.8), three-point shooting (.378), threes made per game (11.4) and rebounding offense (40.7).

• Alabama held 13 of its 18 league opponents to under 30 percent shooting from beyond the arc in SEC play, eleven of which shot under 25 percent from deep.

### RECAPPING ALABAMA'S SEASON

• Alabama finished one of the most successful seasons in program history in 2020-21, ending the year with a 26-7 overall record and a No. 5 Associated Press final ranking – matching the highest end-of-season ranking in program history. The Crimson Tide finished Southeastern Conference play with a 16-2 mark, matching the school record for league victories in a season. Alabama went on to sweep both the regular season and tournament championships, claiming its eighth regular season title and seventh tournament trophy in program history. UA ended as the only Power 5 school to sweep both championship titles last season.

## 2020-21 SEASON NOTES

- The Tide ended the year with a final ranking of No. 5 in the nation by both the Associated Press and USA Today Coaches polls. It matched the 1955-56 Rocket 8 squad as the highest final ranking in program history.
- Alabama was given the No. 2 seed in the East Region and the tournament's No. 5 overall seed, which matched the 2002 team as the highest-ever NCAA Tournament seed given to any UA team in program history. Following its victories over No. 15 Iona (68-55) in the opening round and No. 10-seeded Maryland (96-77) in the round of 32, Alabama fell in the Sweet 16 to No. 12 seed and eventual Final Four participant UCLA in overtime (88-78).
- After beginning the year with a 4-3 record across its first seven games, the Tide finished the year by winning 22 of its final 26 games, with all four losses coming on the road to teams ranked in the top 25. Two of those three defeats were by a combined eight points, falling to then-No. 24 Oklahoma by five (66-61) and at then-No. 18 Missouri by three (68-65), while also dropping games at then-No. 20 Arkansas (81-66) and vs. No. 7 UCLA (88-78, ot).
- Guard/forward Herbert Jones headlined the SEC Postseason awards, earning Player of the Year and Defensive Player of the Year honors, while also earning a spot on the Sporting News All-America Team. Head coach Nate Oats was selected as the league's Coach of the Year.
- In addition to those awards, three additional student-athletes were recognized by the league office. John Petty Jr. earned first team All-SEC honors, while Jaden Shackelford was named All-SEC Second Team. Finally, Joshua Primo earned a spot on the league's all-freshman team.
- Both Jones and Oats were finalists for Naismith Awards. Jones was one of four finalists for the Naismith Defensive Player of the Year while Oats was also one of four head coaches named as a finalist for both the Naismith and USBWA National Coach of the Year.

## RECAPPING THE 2020-21 TEAM ACCOMPLISHMENTS

- In addition to the individual awards, the 2020-21 squad also set numerous program and SEC records throughout the season. Below is a list of what last year's team claimed as new record marks:
- Second-most wins in program history (26)
- Tied for most wins in SEC play in a single season in program history (16)
- Set a school record for 80-point games in a single season with 19 (19-0)
- Set a school and conference record for threes made in a single game (23), as well as for both threes made (348) and attempted (989) in a season
- Led the NCAA in threes made and attempted, as well as total number of rebounds (1,343)
- Tied for highest NCAA Tournament seed in program history (No. 2/No. 5 overall)
- First SEC regular season championship since 2002 and eighth in program history



The 2020-21 Season In Review section of the media guide is dedicated to the memory of our No. 1 fan Luke Ratliffe – better known as "Fluff" – who was with us every step of the way.

- First SEC Tournament championship since 1991 and seventh in program history
- Only Power 5 program to win both the regular season and tournament championships this season
- First Sweet 16 appearance since 2004 and eighth in program history
- Final ranking of No. 5 in nation – matches the 1955-56 'Rocket 8' team for highest final ranking in program history
- Program-best final ranking of No. 8 in the final NET rankings
- First time since 1975-76 that both the Alabama football and men's basketball teams won an SEC Championship in the same season

## FOUR EARN ALL-SEC RECOGNITION

- Four Alabama men's basketball student-athletes earned All-SEC honors as Herbert Jones (Player of the Year/Defensive Player of the Year/First Team/All-Defensive), John Petty Jr. (First Team), Jaden Shackelford (Second Team) and Joshua Primo (All-Freshman) were all recognized.
- It marked the second consecutive year – and third time in program history – that Alabama had four different players earn All-SEC honors in the same year.
- Jones, who earned SEC All-Defensive Team honors a year ago, led UA with nine games of five or more assists this season, while leading the team in rebounding 17 times, assists 14 games, steals 14 times and blocks on 14 occasions which are all team-best number. Jones also led the team in Blue Collar Points (667), deflections (110), floor dives (23), and-1s (7-of-10) and dunks (19).
- Meanwhile, Petty finished as the top three-point shooter in the SEC for the second consecutive year. In addition to his scoring prowess, the Huntsville, Ala., native finished 17th in the nation and second in the SEC in total threes attempted while leading the league and ranking 22nd nationally in threes made. Petty also ranked 24th in the country in total minutes played (1,001:47), respectively.
- In his second season at the Capstone, Shackelford earned his second – consecutive post-season SEC Award. Shackelford finished the year leading the team in scoring average at 14.0 points per contest, while also topping UA in free throw percentage (.756) and field goals made (154) and attempted (376), while ranking second in threes made (63) and attempted (184), free throws made (90) and attempted (119) and minutes per game (29.4). He also ranked as the team leader in double-figure scoring games (26), 20-point scoring games (6) and charges taken (16), ranked second on the team with four Hard Hat Awards, which is given to the player with the most Blue Collar Points after each game.
- Primo made sure his name was known after his first season with the Crimson Tide. The freshman ranked third on the team in three-point field goal percentage, second in free throw percentage and fifth in scoring. After his performance against LSU and Mississippi State, Primo was named SEC Freshman of the Week. The Toronto native became the fifth straight Crimson Tide player to earn a spot on the SEC All-Freshman Team, joining Shackelford (2020), Kira Lewis (2019), Collin Sexton (2018) and Braxton Key (2017).

## PRIMO AND JONES EACH SELECTED IN NBA 2021 DRAFT

- Two Alabama men's basketball players were selected in the 2021 NBA Draft, which was held in Brooklyn, N.Y., at the Barclays Center on July 30. Guard Joshua Primo was a first round selection of the San Antonio Spurs at No. 12 overall and guard/forward Herbert Jones went No. 35 to the New Orleans Pelicans.
- Primo's selection gave Alabama back-to-back NBA Draft Lottery picks for the first time in program history, while it was also the first time since 1995 that UA had two players selected in the same draft. That year, Antonio McDyess went No. 2 overall to the L.A. Clippers and Jason Caffey was the 20th overall pick by the Chicago Bulls.
- The Tide has now had consecutive first round draft picks for the first time in 25 years (1995 and 1996).
- Primo and Jones became the 44th and 45th Alabama players to hear their name called on draft night.
- The Crimson Tide has had a guard drafted in the NBA Draft Lottery in three of the last four years (Collin Sexton No. 8 overall to the Cleveland Cavaliers in 2018, Kira Lewis Jr. No. 13 overall to the New Orleans Pelicans in 2020).
- Primo became the 17th UA player to be selected in the first round and the eighth who was drafted inside the top 15.
- It was the 11th time Alabama has had two players selected in the same draft in program history.



## 2020-21 RESULTS

Date	Opponent	W/L	Score	Attend.	High Scorer	High Rebounder
11/25/20	JACKSONVILLE STATE	W	81-57	2,025	(18) Quinerly, Jahvon (18) Shackelford, Jaden	(12) Jones, Herbert (12) Shackelford, Jaden
11/30/20	vs Stanford <sup>1</sup>	L	64-82	0	(14) Quinerly, Jahvon	(6) Petty, John
12/01/20	vs UNLV <sup>1</sup>	W	86-74	0	(22) Petty, John	(7) Bruner, Jordan
12/02/20	vs Providence <sup>1</sup>	W	88-71	0	(16) Petty, John	(8) Jones, Herbert
12/12/20	vs Clemson <sup>2</sup>	L	56-64	0	(17) Jones, Herbert	(5) Reese, Alex
12/15/20	FURMAN	W	83-80	2,055	(18) Jones, Herbert	(12) Jones, Herbert
12/19/20	WESTERN KENTUCKY	L	71-73	2,055	(16) Jones, Herbert	(7) Petty, John
12/22/20	EAST TENNESSEE STATE	W	85-69	2,055	(26) Shackelford, Jaden	(8) Bruner, Jordan
12/29/20	OLE MISS*	W	82-64	2,055	(24) Quinerly, Jahvon	(7) Shackelford, Jaden
1/2/21	at <sup>7</sup> Tennessee*	W	71-63	4,191	(17) Petty, John	(8) Jones, Herbert
1/5/21	FLORIDA*	W	86-71	2,055	(16) Jones, Herbert (16) Shackelford, Jaden (16) Ellis, Keon	(8) Ellis, Keon
1/9/21	at Auburn*	W	94-90	1,824	(22) Primo, Joshua	(8) Petty, John (8) Jones, Herbert
1/12/21	at Kentucky*	W	85-65	3,075	(23) Petty, John	(6) Rojas, James (6) Ellis, Keon
1/16/21	ARKANSAS*	W	90-59	2,055	(17) Petty, John	(5) Primo, Joshua
1/19/21	at LSU*	W	105-75	2,295	(24) Petty, John	(7) Rojas, James
1/23/21	MISSISSIPPI STATE*	W	81-73	2,055	(17) Jones, Herbert	(5) Jones, Herbert
1/26/21	KENTUCKY*	W	70-59	2,055	(21) Shackelford, Jaden	(9) Jones, Herbert
1/30/21	at <sup>24</sup> Oklahoma <sup>3</sup>	L	61-66	2,680	(15) Reese, Alex	(6) Jones, Herbert
2/3/21	LSU*	W	78-60	2,055	(19) Shackelford, Jaden	(8) Jones, Herbert
2/6/21	at Missouri*	L	65-68	3,113	(15) Shackelford, Jaden	(6) Petty, John (6) Rojas, James
2/9/21	at South Carolina*	W	81-78	3,089	(20) Petty, John	(8) Petty, John
2/13/21	GEORGIA*	W	115-82	2,055	(21) Jones, Herbert	(5) Reese, Alex (5) Jones, Herbert
2/20/21	VANDERBILT*	W	82-78	2,055	(27) Shackelford, Jaden	(9) Ellis, Keon
2/24/21	at <sup>2</sup> Arkansas*	L	66-81	4,400	(14) Bruner, Jordan	(9) Gary, Juwan
2/27/21	at Mississippi State*	W	64-59	1,000	(19) Quinerly, Jahvon	(14) Jones, Herbert
3/2/21	AUBURN*	W	70-58	2,055	(23) Shackelford, Jaden	(9) Jones, Herbert
3/6/21	at Georgia*	W	89-79	1,638	(18) Quinerly, Jahvon	(7) Petty, John
3/12/21	vs Mississippi State <sup>4</sup>	W	85-48	2,186	(14) Quinerly, Jahvon	(7) Jones, Herbert (7) Ellis, Keon
3/13/21	vs Tennessee <sup>4</sup>	W	73-68	3,164	(20) Jones, Herbert	(13) Jones, Herbert
3/14/21	vs LSU <sup>4</sup>	W	80-79	2,586	(21) Shackelford, Jaden	(11) Jones, Herbert
3/20/21	vs <sup>15</sup> Iona <sup>5</sup>	W	68-55	0	(20) Jones, Herbert	(7) Petty, John
3/22/21	vs <sup>10</sup> Maryland <sup>5</sup>	W	96-77	0	(21) Shackelford, Jaden	(7) Gary, Juwan
3/28/21	vs <sup>11</sup> UCLA <sup>5</sup>	Lot	78-88	0	(20) Quinerly, Jahvon	(9) Jones, Herbert (9) Ellis, Keon

\* - Conference game

1 = Maui Invitational (Asheville, NC)

2 = Holiday Hoopsgiving (Atlanta, Ga.)

3 = Big 12/SEC Challenge

4 = SEC Tournament (Nashville, Tenn.)

5 = NCAA Tournament (Indianapolis, IN.)

## 2020-21 POINTS-REBOUNDS-ASSISTS

Team	Jones	Bruner	Reese	Gary	Shackelford	Primo	Miles	Jah.Quinerly	Ellis	Johnson	Ambrose	Petty
JACKSONVILLE ST.	12-12-0	4-3-1	0-1-0	0-0-0	18-12-2	5-3-1	2-2-0	18-1-3	0-2-2	DNP	0-1-0	14-6-1
vs Stanford	8-4-2	8-3-1	5-5-1	1-0-0	10-3-0	0-2-3	3-0-0	14-0-2	3-1-0	DNP	7-6-0	0-0-0
vs UNLV	16-4-2	2-7-4	3-5-0	DNP	13-5-4	11-3-0	DNP	19-4-4	DNP	DNP	DNP	22-4-6
vs Providence	11-8-5	7-7-0	6-2-0	0-1-0	15-6-1	15-3-1	0-0-0	10-1-3	2-1-0	DNP	2-1-0	16-5-1
vs Clemson	17-4-2	3-2-1	5-5-0	0-0-0	5-1-1	6-2-0	DNP	7-3-2	0-1-0	DNP	0-0-0	10-4-1
FURMAN	18-12-4	9-6-2	6-0-1	10-3-0	13-4-1	5-2-1	DNP	3-0-3	2-0-1	DNP	DNP	6-6-6
W. KENTUCKY	16-4-0	14-6-0	0-0-0	2-1-0	12-4-1	8-4-0	DNP	9-1-3	1-1-0	DNP	DNP	9-7-3
ETSU	8-6-2	8-8-4	7-2-2	6-4-0	26-4-2	3-3-0	0-1-0	14-2-9	7-3-1	0-0-0	4-0-0	DNP
Ole Miss	3-3-2	5-5-0	10-4-2	0-0-0	9-7-4	6-6-1	2-0-0	24-5-0	5-4-3	3-0-0	0-0-0	13-6-1
at Tennessee	11-8-1	8-6-0	0-4-0	0-0-0	9-1-2	11-5-1	DNP	12-2-5	3-3-0	DNP	DNP	17-6-2
FLORIDA	16-5-1	6-7-4	5-3-0	0-2-0	16-3-0	0-2-2	DNP	DNP	16-8-2	0-0-0	0-0-0	12-2-2
at Auburn	19-8-2	20-7-4	3-1-1	0-0-0	11-7-1	22-5-3	DNP	DNP	7-1-1	DNP	DNP	10-8-2
at Kentucky	8-1-2	8-2-2	8-2-1	4-5-0	18-2-6	12-2-1	0-0-0	DNP	0-6-0	0-0-0	0-0-0	23-5-2
ARKANSAS	13-4-2	DNP	3-3-1	9-3-0	16-1-3	3-5-3	8-1-0	7-4-4	7-2-2	3-0-1	4-4-0	17-4-1
at LSU	13-3-5	DNP	4-4-0	0-3-1	6-2-8	22-4-0	9-1-0	22-1-1	1-4-0	0-1-0	2-1-2	24-4-2
MISSISSIPPI STATE	17-5-7	DNP	11-4-1	2-0-1	12-4-3	16-3-0	DNP	4-3-5	3-4-2	DNP	4-3-0	12-3-2
KENTUCKY	13-9-8	DNP	3-4-0	6-3-0	21-5-1	10-2-1	DNP	5-2-1	2-2-0	DNP	0-0-0	10-4-3
at Oklahoma	7-6-5	DNP	15-5-2	0-1-0	14-3-2	5-3-0	DNP	0-1-1	11-5-1	DNP	0-1-0	9-5-1
LSU	4-8-1	DNP	13-4-1	12-7-0	19-3-2	2-5-1	2-2-0	10-3-3	10-7-0	0-0-0	0-0-0	6-7-5
at Missouri	7-5-1	DNP	3-2-0	3-4-1	15-4-1	0-5-1	0-0-0	12-1-1	12-5-0	DNP	DNP	11-6-1
at South Carolina	3-5-7	DNP	9-4-1	2-1-0	10-4-1	12-3-2	0-0-0	13-1-1	6-3-3	DNP	DNP	20-8-1
GEORGIA	21-5-4	DNP	7-5-1	DNP	18-3-4	19-4-0	7-4-0	16-1-4	8-4-3	0-1-0	0-1-0	13-2-2
VANDERBILT	8-3-4	1-6-1	10-3-2	DNP	27-4-2	5-2-0	DNP	15-1-3	8-9-3	0-0-0	DNP	6-5-0
at Arkansas	4-4-4	14-6-1	0-2-0	9-9-0	5-1-0	7-3-1	0-0-0	13-3-4	2-5-2	DNP	DNP	12-2-2
at Mississippi State	2-14-2	0-2-2	3-4-0	3-0-0	15-6-0	2-2-0	DNP	19-1-2	2-4-1	DNP	DNP	9-5-2
AUBURN	10-9-6	3-1-0	0-1-0	4-4-0	23-3-0	2-3-0	0-0-0	11-1-3	5-2-2	0-0-0	1-0-0	11-6-2
at Georgia	10-6-4	6-0-0	2-2-0	0-5-0	14-6-2	11-5-2	0-1-0	18-4-4	9-5-1	DNP	DNP	15-7-1
vs Mississippi State	8-7-7	0-0-1	0-2-2	11-2-0	13-1-1	8-4-0	5-3-2	14-0-3	6-7-0	0-1-0	2-0-0	9-4-2
vs Tennessee	20-13-4	3-1-0	10-5-0	3-3-0	2-0-1	DNP	DNP	19-3-2	7-8-0	DNP	DNP	9-4-2
vs LSU	13-11-6	0-4-0	6-3-0	8-8-1	21-5-4	DNP	DNP	14-5-4	14-5-1	DNP	DNP	4-6-0
vs Iona	20-6-2	3-4-0	6-4-0	6-4-0	10-4-2	DNP	DNP	11-3-2	2-5-3	DNP	DNP	10-7-1
vs Maryland	6-6-1	0-0-0	13-5-1	6-7-1	21-3-3	10-4-0	0-0-0	14-5-11	4-3-0	0-0-0	2-0-0	20-6-2
vs UCLA	8-9-3	3-0-2	3-4-0	8-5-0	4-4-0	6-2-0	DNP	23-3-3	10-9-0	DNP	DNP	16-5-1

Team	Wall	Rojas
JACKSONVILLE ST.	DNP	8-7-1
vs Stanford	2-2-0	3-3-1
vs UNLV	DNP	0-3-1
vs Providence	0-0-0	4-3-0
vs Clemson	DNP	3-2-1
FURMAN	DNP	11-7-0
W. KENTUCKY	DNP	0-1-0
ETSU	0-1-0	DNP
Ole Miss	0-0-0	2-3-1
at Tennessee	0-1-0	0-3-0
FLORIDA	0-0-0	15-7-1
at Auburn	DNP	2-1-0
at Kentucky	0-0-0	3-6-1
ARKANSAS	0-0-1	0-3-0
at LSU	2-3-0	0-7-1
MISSISSIPPI STATE	DNP	DNP
KENTUCKY	DNP	0-0-0
at Oklahoma	DNP	0-0-0
LSU	0-0-0	0-0-0
at Missouri	DNP	2-6-0
at South Carolina	DNP	6-4-0
GEORGIA	0-0-0	5-1-1
VANDERBILT	0-0-0	2-0-0
at Arkansas	DNP	0-0-0
at Mississippi State	DNP	9-6-0
AUBURN	0-1-0	0-0-0
at Georgia	DNP	4-4-0
vs Mississippi State	0-0-0	7-1-2
vs Tennessee	DNP	0-0-0
vs LSU	DNP	0-0-0
vs Iona	DNP	0-0-0
vs Maryland	0-0-0	0-0-0
vs UCLA	DNP	DNP





# 2020-21 REVIEW

## 2020-21 SEASON STATISTICS

RECORD:	OVERALL	HOME	AWAY	NEUTRAL
<b>ALL GAMES</b>	<b>26-7</b>	<b>12-1</b>	<b>7-3</b>	<b>7-3</b>
<b>CONFERENCE</b>	<b>16-2</b>	<b>9-0</b>	<b>7-2</b>	<b>3-0</b>
<b>NON-CONFERENCE</b>	<b>10-5</b>	<b>3-1</b>	<b>0-1</b>	<b>4-3</b>

##	Player	GP-GS	Min-Avg	FG-FGA	Pct	3FG-3FGA	Pct	FT-FTA	Pct	Off-Def-Tot	Avg	PF-FO	A	TO	Blk	Stl	Pts	Avg
05	Shackelford, Jaden	33-32	969:06-29.4	154-376	.410	63-184	.342	90-119	.756	26-99-125	3.8	50-1	65	50	2	28	461	14.0
15	Quinerly, Jahvon	30-7	753:21-25.1	142-297	.478	52-120	.433	51-74	.689	15-50-64	2.2	59-1	96	59	1	19	387	12.9
23	Petty Jr., John	32-33	1001:47-31.3	139-331	.420	77-208	.370	47-64	.734	30-135-165	5.2	69-1	61	62	18	41	402	12.6
01	Jones, Herbert	33-33	902:25-27.3	129-289	.446	20-57	.351	92-129	.713	82-135-217	6.6	94-4	108	93	37	57	370	11.2
11	Primo, Joshua	30-19	673:23-22.4	84-195	.431	43-113	.381	33-44	.750	31-70-101	3.4	50-0	25	41	9	17	224	8.1
02	Bruner, Jordan	24-23	435:38-18.2	46-106	.434	21-64	.328	22-31	.710	40-53-93	3.9	38-0	30	21	22	29	135	5.6
14	Ellis, Keon	32-7	559:18-17.5	60-119	.504	21-54	.389	34-47	.723	29-100-129	4.0	65-2	34	34	14	35	179	5.4
03	Reese, Alex	33-9	496:58-15.1	66-179	.369	35-124	.282	12-17	.706	24-78-102	3.1	45-1	20	18	16	16	179	5.4
04	Gary, Juwan	30-2	283:39-9.5	48-89	.539	1-9	.111	18-34	.529	40-45-85	2.8	40-1	5	13	12	14	115	3.8
33	Rojas, James	30-1	332:36-11.1	28-80	.350	6-26	.231	24-36	.667	20-58-78	2.6	60-0	11	30	6	16	86	2.9
12	Miles, Darius	17-0	70:56-4.2	12-29	.414	7-20	.350	7-8	.875	3-12-15	0.9	8-0	4	15	4	3	38	2.2
24	Quinerly, Jadan	1-0	00:46-0.8	1-1	1.000	0-0	.000	0-0	.000	0-0-0	0.0	1-0	0	1	0	0	2	2.0
22	Ambrose-Hylton Keon	18-0	73:53-4.1	10-15	.667	0-0	.000	1-4	.250	3-10-13	0.7	9-0	2	3	1	1	12	1.2
21	Johnson, Britton	12-0	17:22-1.4	2-5	.400	2-5	.400	0-0	.000	1-2-3	0.3	5-0	1	0	0	0	6	0.5
15	Barnes, Tyler	13-1	23:37-1.8	1-3	.333	0-2	.000	2-4	.500	1-7-8	0.6	2-0	1	0	0	2	4	0.3
30	Wall, Kendall	15-0	28:09-1.9	2-10	.200	0-3	.000	0-1	.000	3-5-8	0.5	7-0	1	3	1	2	4	0.3
25	Cottrell, Adam	1-0	01:04-1.1	0-0	.000	0-0	.000	0-0	.000	0-0-0	0.0	0-0	0	0	0	0	0	0.0
10	Heard, Delaney	2-0	02:20-1.2	0-1	.000	0-0	.000	0-0	.000	0-0-0	0.0	0-0	0	0	0	0	0	0.0
TM	TEAM									67-68-135				9				
	<b>Total</b>	<b>33</b>		<b>924-2725</b>	<b>.435</b>	<b>348-989</b>	<b>.352</b>	<b>433-612</b>	<b>.708</b>	<b>415-928-1348</b>	<b>40.7</b>	<b>603-11</b>	<b>464</b>	<b>459</b>	<b>143</b>	<b>280</b>	<b>2629</b>	<b>79.7</b>
	<b>Opponents</b>	<b>33</b>		<b>837-2053</b>	<b>.408</b>	<b>205-704</b>	<b>.291</b>	<b>434-630</b>	<b>.689</b>	<b>382-872-1254</b>	<b>38.0</b>	<b>599-9</b>	<b>368</b>	<b>506</b>	<b>161</b>	<b>261</b>	<b>2313</b>	<b>70.1</b>

## 2020-21 SEASON SEC STATISTICS

RECORD:	OVERALL	HOME	AWAY	NEUTRAL
<b>CONFERENCE</b>	<b>16-2</b>	<b>9-0</b>	<b>7-2</b>	<b>0-0</b>
<b>NON-CONFERENCE</b>	<b>0-0</b>	<b>0-0</b>	<b>0-0</b>	<b>0-0</b>

##	Player	GP-GS	Min-Avg	FG-FGA	Pct	3FG-3FGA	Pct	FT-FTA	Pct	Off-Def-Tot	Avg	PF-FO	A	TO	Blk	Stl	Pts	Avg
05	Shackelford, Jaden	18-17	536:55-29.8	90-214	.421	28-97	.289	56-72	.778	14-52-66	3.7	30-1	40	26	1	15	264	14.7
15	Quinerly, Jahvon	15-0	370:31-24.7	70-150	.480	33-66	.500	28-40	.700	7-26-33	2.2	26-0	41	40	0	10	201	13.4
23	Petty Jr., John	18-17	559:55-31.1	86-179	.480	49-113	.434	20-24	.833	15-75-90	5.0	40-1	33	37	10	22	241	13.4
01	Jones, Herbert	18-18	459:46-25.5	63-142	.444	13-30	.433	43-61	.705	31-74-105	5.8	52-4	63	48	20	32	182	10.1
11	Primo, Joshua	18-16	420:24-23.4	54-130	.415	29-70	.414	25-28	.893	24-42-66	3.7	28-0	19	27	6	11	162	9.0
02	Bruner, Jordan	10-10	199:58-20.0	26-59	.441	13-37	.351	6-12	.500	20-22-42	4.2	20-0	14	10	11	13	71	7.1
14	Ellis, Keon	18-2	328:09-18.2	34-71	.479	14-33	.424	24-33	.727	18-60-78	4.3	42-1	25	25	7	24	106	5.9
03	Reese, Alex	18-8	272:24-15.1	34-89	.382	16-59	.271	10-10	1.000	16-38-54	3.0	26-1	11	7	11	10	94	5.2
04	Gary, Juwan	16-1	129:01-8.1	23-51	.451	1-7	.143	7-14	.500	20-26-46	2.9	22-0	3	10	8	10	54	3.4
33	Rojas, James	17-0	186:43-11.0	16-44	.364	2-10	.200	16-25	.640	11-40-51	3.0	40-0	5	17	6	9	50	2.9
12	Miles, Darius	11-0	42:08-3.8	9-19	.474	5-13	.385	5-6	.833	1-8-9	0.8	8-0	2	9	1	1	28	2.5
22	Ambrose-Hylton Keon	10-0	42:60-4.3	5-8	.625	0-0	.000	1-2	.500	1-8-9	0.9	7-0	2	2	1	1	11	1.1
21	Johnson, Britton	9-0	12:14-1.4	2-4	.500	2-4	.500	0-0	.000	1-2-2	0.2	4-0	1	0	0	0	6	0.7
15	Barnes, Tyler	9-1	17:37-2.0	0-2	.000	0-2	.000	2-4	.500	1-6-7	0.8	1-0	1	0	0	1	2	0.2
30	Wall, Kendall	10-0	18:02-1.8	1-6	.167	0-1	.000	0-1	.000	1-4-5	0.5	5-0	1	3	1	2	2	0.2
25	Cottrell, Adam	1-0	01:04-1.1	0-0	.000	0-0	.000	0-0	.000	0-0-0	0.0	0-0	0	0	0	0	0	0.0
10	Heard, Delaney	1-0	01:34-1.6	0-1	.000	0-0	.000	0-0	.000	0-1-1	1.0	1-0	0	0	0	0	0	0.0
TM	TEAM									33-36-69				4				
	<b>Total</b>	<b>18</b>		<b>513-1169</b>	<b>.439</b>	<b>205-542</b>	<b>.378</b>	<b>243-332</b>	<b>.732</b>	<b>214-519-733</b>	<b>40.7</b>	<b>352-8</b>	<b>261</b>	<b>265</b>	<b>83</b>	<b>161</b>	<b>1474</b>	<b>81.9</b>
	<b>Opponents</b>	<b>18</b>		<b>447-1123</b>	<b>.398</b>	<b>89-343</b>	<b>.259</b>	<b>279-405</b>	<b>.689</b>	<b>218-484-702</b>	<b>39.0</b>	<b>327-3</b>	<b>194</b>	<b>290</b>	<b>101</b>	<b>151</b>	<b>1262</b>	<b>70.1</b>

ALABAMA NCAA TOURNAMENT BOX SCORES

SPECIALTY STATS

Opponent	Paint	Pts off			
		T/O	2ndCh	FastB	Bench
JACKSONVILLE ST.	16	10	9	6	39
ALABAMA	42	19	23	19	15
vs. Stanford	38	14	9	7	19
ALABAMA	32	21	4	14	17
vs. UNLV	26	17	9	9	5
ALABAMA	28	7	5	16	14
vs. Providence	28	17	9	4	22
ALABAMA	28	11	21	6	29
vs. Clemson	34	12	15	1	31
ALABAMA	28	15	0	13	14
FURMAN	28	12	3	8	13
ALABAMA	40	11	24	10	34
W. KENTUCKY	42	11	20	12	31
ALABAMA	28	28	12	6	20
ETSU	16	11	2	8	12
ALABAMA	34	20	21	8	26
Ole Miss	30	18	9	8	19
ALABAMA	32	18	18	10	54
at Tennessee	28	11	13	0	19
ALABAMA	32	11	10	9	15
FLORIDA	28	16	18	7	26
ALABAMA	46	19	16	11	36
at Auburn	38	13	9	10	16
ALABAMA	40	21	16	14	12
at Kentucky	22	10	21	15	27
ALABAMA	32	28	11	9	16
ARKANSAS	30	6	11	8	13
ALABAMA	28	16	12	20	38
at LSU	38	14	20	18	21
ALABAMA	30	18	7	22	36
at MISSISSIPPI STATE	38	18	8	8	13
ALABAMA	26	18	7	16	13
KENTUCKY	16	11	8	10	21
ALABAMA	28	20	4	14	13
at Oklahoma	28	17	10	11	12
ALABAMA	20	18	0	12	11
LSU	26	10	4	9	7
ALABAMA	52	14	17	16	34
at Missouri	46	11	10	20	9
ALABAMA	22	12	12	21	29
at South Carolina	38	17	11	7	20
ALABAMA	26	17	19	13	34
GEORGIA	46	21	6	16	40
ALABAMA	36	22	6	12	37
VANDERBILT	26	10	9	14	10
ALABAMA	32	10	8	15	57
at Arkansas	36	17	10	10	27
ALABAMA	28	17	9	10	24
at Mississippi State	36	11	17	6	5
ALABAMA	26	12	10	19	36
AUBURN	26	6	4	2	10
ALABAMA	32	24	12	12	21
at Georgia	38	22	2	16	24
ALABAMA	46	21	10	7	33
vs Mississippi State	28	11	17	0	5
ALABAMA	38	30	15	6	47
vs Tennessee	32	21	11	10	8
ALABAMA	36	14	14	6	32
vs LSU	38	7	10	10	0
ALABAMA	42	6	16	16	28
vs Iona	18	15	10	7	8
ALABAMA	36	16	12	10	23
vs Maryland	36	18	6	12	9
ALABAMA	36	14	23	17	39
vs. UCLA	32	12	11	4	18
ALABAMA	44	9	13	10	37
<b>OPPONENT Totals</b>	<b>1,002</b>	<b>498</b>	<b>372</b>	<b>324</b>	<b>489</b>
<b>Average/Game</b>	<b>33.4</b>	<b>16.6</b>	<b>12.4</b>	<b>10.8</b>	<b>16.3</b>
<b>ALABAMA Totals</b>	<b>958</b>	<b>474</b>	<b>368</b>	<b>320</b>	<b>576</b>
<b>Average/Game</b>	<b>31.9</b>	<b>15.8</b>	<b>12.3</b>	<b>10.7</b>	<b>19.2</b>

RECORD WHEN

At home	12-1
On the road	7-3
At neutral sites	7-3
In SEC games	16-2
SEC home games	9-0
SEC road games	7-2
In non-conference games	10-5
In overtime	0-0
In games decided by ...	
6 points or less	7-3
7-10 points	3-2
11 points or more	16-2
Leading at the half	22-0
Trailing at the half	3-7
Tied at the half	1-0
Shooting 40% or better	20-1
Shooting less than 40%	6-6
Opponent better than 40%	15-6
Opponent shoots 40% or less	11-1
Shooting same or better than opponent	19-1
Shooting worse than opponent	7-6
Outrebounding opponent	18-1
Opponent outrebounds UA	7-6
Rebounds are tied	1-0
70% or better on FT	15-2
less than 70% on FT	11-5
More FT att. than opponent	12-3
Less FT att. than opponent	12-2
Same FT att. as opponent	2-2
40% or better on 3PT	10-0
Less than 40% on 3PT	16-7
More turnovers than opponent	10-4
Less turnovers than opponent	15-3
Same turnovers as opponent	1-0
Scoring 80 or more points	19-0
Scoring 70-79 points	5-2
Scoring 60-69 points	2-4
Scoring 50-59 points	0-1
Scoring less than 50 points	0-0
Allowing 80 or more points	3-3
Allowing 70-79 points	10-1
Allowing 60-69 points	6-3
Allowing 50-59 points	6-0
Allowing less than 50 points	1-0
On Sunday	1-1
On Monday	1-1
On Tuesday	10-0
On Wednesday	3-1
On Thursday	0-1
On Friday	1-0
On Saturday	10-3
In November	1-1
In December	5-2
In January	8-1
In February	5-2
In March	7-1



# 2020-21 SEASON REVIEW

## 2020-21 BOX SCORES

### GAME 1 - ALABAMA 81, JACKSONVILLE ST 57

Jacksonville St - 57													Record: 0-1				
NO.	Name	Min	FG	3P	FT	Rebounds	Fouls	TP	AS	TO	ST	Blocks	+/-	Shooting By Period			
			M/A	M/A	M/A	OR DR TOT	PF					BS BA		1st	2nd	3rd	
5	Amanze Ngumzei	F 11:43	3-8	1-2	1-1	2 2 4	2 2	8	0	3	0	1	1	-15	1st FG%	8-37	21.6%
11	Kayne Henry	F 19:56	2-12	0-4	3-3	1 5 6	1 3	7	0	1	1	0	2	-16	3PT%	3-16	18.8%
50	Brandon Huffman	C 11:05	1-1	0-0	2-2	2 2 4	2 1	2	0	3	0	0	0	-16	FT%	5-5	100%
0	Jalen Finch	G 27:56	0-5	0-3	0-0	1 1 2	4 3	0	2	4	1	0	0	-12	2nd FG%	11-32	34.4%
23	Darrian Adams	G 19:51	0-7	0-2	1-2	2 1 3	5 1	1	1	2	0	0	0	-28	3PT%	6-16	37.5%
24	Martin Roub	19:02	3-9	2-7	0-0	3 5 8	1 1	8	0	1	0	0	0	-10	GM FG%	19-69	27.5%
1	Demaree King	22:58	5-12	4-8	1-2	0 1 1	2 1	15	0	1	1	0	0	-7	3PT%	9-32	28.1%
10	Jowan Perdue	11:17	2-4	0-0	2-2	1 1 2	0 2	6	2	1	0	1	1	-6	FT%	10-17	58.8%
13	Jay Pal	22:59	1-3	1-2	0-0	2 5 7	2 0	3	1	1	0	0	0	-15	Dead Ball Rebounds: 2, 0		
4	Marcellus Brigham	08:04	0-0	0-0	0-2	2 2 4	1 1	0	1	1	0	0	0	-1			
3	Maros Zelznak	08:45	1-3	0-0	1-1	1 2 0	1 1	2	0	1	2	0	0	-1			
2	Semaj Henderson	08:20	1-2	1-2	0-0	1 1 1	0 0	3	2	1	0	0	0	-5			
25	Khalil Johnson	05:48	0-2	0-2	0-0	0 1 1	0 0	0	1	0	0	0	0	3			
15	JJ Platt	01:08	0-1	0-0	2-2	1 0 1	0 0	2	0	0	0	0	0	3			
31	Marvin Hughes	01:08	0-0	0-0	0-0	0 0 0	0 0	0	0	0	0	0	0	3			
Team																	
Totals			19-69	9-32	10-17	20 29 49	20 17	57	10	20	5	2	4	-24			

Technical Fouls: NONE

Alabama - 81													Record: 1-0				
NO.	Name	Min	FG	3P	FT	Rebounds	Fouls	TP	AS	TO	ST	Blocks	+/-	Shooting By Period			
			M/A	M/A	M/A	OR DR TOT	PF					BS BA		1st	2nd	3rd	
2	Jordan Bruner	F 15:55	2-6	0-3	0-0	3 0 3	3 2	4	1	1	0	1	0	14	1st FG%	14-33	42.4%
1	Herbert Jones	G 24:57	3-11	1-2	5-6	5 7 12	3 2	4	12	0	0	1	2	21	3PT%	4-9	44.4%
5	Jaden Shackelford	G 25:45	6-13	1-4	5-5	3 9 12	1 5	18	2	2	2	0	0	20	2nd FG%	16-44	36.4%
13	Jahvon Quinerly	G 26:08	7-12	2-5	2-2	0 1 1	1 2	18	3	1	1	0	0	25	3PT%	3-17	17.6%
23	John Petty Jr.	G 25:34	6-14	2-8	0-1	2 4 6	1 1	14	1	1	2	0	0	26	FT%	10-11	90.9%
14	Keon Ellis	17:17	0-0	0-0	0-0	2 2 2	2 0	0	2	0	1	1	0	0	GM FG%	30-77	39.0%
33	James Rojas	20:22	3-8	1-2	1-2	4 3 7	1 4	8	1	1	0	0	1	17	3PT%	7-31	22.6%
3	Alex Reese	13:14	0-4	0-0	0-1	1 0 0	0 0	0	2	0	0	0	0	0	FT%	14-20	70.0%
11	Joshua Primo	16:57	2-4	0-2	1-2	0 3 3	3 1	5	1	0	1	0	0	0	Dead Ball Rebounds: 4, 0		
22	Keon Ambrose-Hylton	06:42	0-1	0-0	0-2	1 0 1	2 1	0	0	0	1	0	0	-1			
12	Darius Miles	03:42	1-2	0-1	0-0	1 1 2	0 0	2	0	1	0	0	0	-6			
4	Juwan Gary	03:27	0-2	0-0	0-0	0 0 0	0 0	0	0	0	0	0	0	-6			
Team																	
Totals			30-77	7-31	14-20	20 35 55	17 20	81	11	10	8	4	2	24			

Technical Fouls: NONE

	JSU	Bama	Points from	JSU	Bama	Period by Period Scoring			
Biggest lead	1 (1st 19:14)	30 (2nd 4:02)	Turnovers	10	19	1st	2nd	TOT	
Best Scoring Run	8 (2nd 14:48)	12 (2nd 18:02)	Paint	16	42	JSU	24	33	57
Lead Changes	8		Second Chance	9	23	Bama	36	45	81
Times Tied	2		Fast Breaks	6	19				
Time with Lead	02:10	37:12	Bench	39	15				

### GAME 2 - STANFORD 82, ALABAMA 64

Stanford - 82													Record: 1-0				
NO.	Name	Min	FG	3P	FT	Rebounds	Fouls	TP	AS	TO	ST	Blocks	+/-	Shooting By Period			
			M/A	M/A	M/A	OR DR TOT	PF					BS BA		1st	2nd	3rd	
3	Ziaire Williams	F 28:41	8-15	3-5	0-0	0 8 8	3 1	19	3	6	1	0	2	18	1st FG%	14-32	43.8%
13	Oscar da Silva	F 29:04	6-10	1-2	0-0	2 5 7	5 3	13	3	0	0	3	1	17	3PT%	6-10	60.0%
14	Spencer Jones	F 30:27	1-4	1-2	0-0	1 7 8	2 0	3	0	3	0	0	0	16	FT%	7-9	77.8%
1	Daajon Davis	G 33:43	4-9	1-2	4-5	2 2 4	0 7	13	4	3	1	0	0	14	2nd FG%	17-28	60.7%
2	Bryce Wills	G 31:35	7-12	1-2	0-4	0 6 6	2 4	15	2	3	0	0	0	21	3PT%	2-5	40.0%
11	Jaiden Delaire	13:23	1-4	0-0	3-4	1 0 1	1 2	2	5	2	0	2	0	10	FT%	5-10	50%
22	James Keele	08:13	1-1	0-0	1-2	0 2 2	1 1	3	1	0	1	0	0	7	GM FG%	31-60	51.7%
10	Max Murrell	07:25	1-1	0-0	4-4	0 2 2	0 2	6	0	1	0	0	0	4	3PT%	8-15	53.3%
5	Michael O'Connell	04:29	1-1	1-1	0-0	0 0 0	1 0	3	0	2	0	0	0	-1	FT%	12-19	63.2%
20	Noah Talz	03:15	1-2	0-0	0-0	0 0 0	1 0	2	0	0	0	0	0	-4	Dead Ball Rebounds: 4, 0		
23	Brandon Angel	03:15	0-1	0-1	0-0	0 1 1	0 0	0	0	0	0	0	0	-4			
24	Sam Beskind	01:50	0-0	0-0	0-0	0 0 0	1 0	0	0	0	0	0	0	-4			
23	Lukas Kisunas	03:15	0-0	0-0	0-0	0 1 1	0 0	0	0	0	0	0	0	-4			
12	Keenan Fitzmorris	01:25	0-0	0-0	0-0	0 0 0	0 0	0	0	0	0	0	0	-4			
Team																	
Totals			31-60	8-15	12-19	18 39 47	18 20	82	15	22	8	5	5	18			

Technical Fouls: NONE

Alabama - 64													Record: 1-1					
NO.	Name	Min	FG	3P	FT	Rebounds	Fouls	TP	AS	TO	ST	Blocks	+/-	Shooting By Period				
			M/A	M/A	M/A	OR DR TOT	PF					BS BA		1st	2nd	3rd		
2	Jordan Bruner	F 19:31	2-4	1-3	3-3	0 3 3	1 4	8	1	0	1	1	0	-6	1st FG%	12-33	36.4%	
1	Herbert Jones	G 21:33	4-8	0-0	0-0	1 3 4	4 1	8	2	5	1	1	1	-12	3PT%	3-15	20.0%	
5	Jaden Shackelford	G 22:35	3-13	2-5	2-2	1 2 3	3 3	10	0	2	0	0	0	-20	2nd FG%	12-34	35.3%	
13	Jahvon Quinerly	G 24:10	6-11	1-3	1-1	0 0 0	3 2	14	2	3	3	0	1	-14	3PT%	4-14	28.6%	
23	John Petty Jr.	G 28:25	3-7	1-4	0-1	3 3 6	3 1	7	0	0	0	1	1	-18	FT%	7-13	53.8%	
3	Alex Reese	12:23	2-6	1-4	0-0	0 5 5	1 2	5	1	0	0	1	0	-18	GM FG%	24-67	35.8%	
33	James Rojas	19:40	1-6	0-2	1-2	0 3 3	2 1	3	1	1	1	0	0	-1	3PT%	7-29	24.1%	
11	Joshua Primo	18:04	0-2	0-1	0-2	0 2 2	2 1	0	3	2	2	0	0	-7	FT%	9-15	60.0%	
14	Keon Ellis	17:57	1-3	0-2	1-2	0 1 1	1 2	3	0	2	1	0	0	-2	Dead Ball Rebounds: 3, 0			
22	Keon Ambrose-Hylton	04:30	0-0	0-0	0-0	0 1 0	0 0	0	0	0	0	0	0	3				
12	Darius Miles	05:09	1-4	1-3	0-0	0 0 0	0 0	0	3	0	0	1	1	0	-1			
4	Juwan Gary	03:28	0-1	0-1	1-2	0 0 0	0 1	1	0	0	0	0	0	4				
30	Kendall Wall	01:25	1-2	0-1	0-0	0 2 2	0 0	2	0	0	0	0	0	0				
Team																		
Totals			24-67	7-29	9-15	7 24 31	20 18	64	10	15	10	5	5	-18				

Technical Fouls: NONE

	STA	ALA	Points from	STA	ALA	Period by Period Scoring			
Biggest lead	24 (2nd 5:55)	4 (1st 16:55)	Turnovers	14	21	1st	2nd	TOT	
Best Scoring Run	10 (2nd 12:43)	7 (1st 16:55)	Paint	38	32	STA	41	41	82
Lead Changes	4		Second Chance	9	4	ALA	29	35	64
Times Tied	6		Fast Breaks	7	14				
Time with Lead	33:42	01:35	Bench	19	17				

### GAME 3 - ALABAMA 86, UNLV 74

UNLV - 74													Record: 0-3			
NO.	Name	Min	FG	3P	FT	Rebounds	Fouls	TP	AS	TO	ST	Blocks	+/-	Shooting By Period		
			M/A	M/A	M/A	OR DR TOT	PF					BS BA		1st	2nd	3rd
34	Cheikh Mbacke Diong	F 34:18	1-1	0-0	0-0	1 8 9	1 4	2	0	1	0					

2020-21 BOX SCORES

GAME 5 - CLEMSON 64, ALABAMA 56

Clemson - 64													Record: 5-0				
NO.	Name	Min	FG	3P	FT	Rebounds	Fouls	TP	AS	TO	ST	Blocks	+/-	Shooting By Period			
			M-A	M-A	M-A	OR DR TOT	PF FD					BS BA		1st	2nd	3rd	
1	Jonathan Baehre	F 19:17	4-9	0-2	0-0	2 6 8	2 0	8	1	1	0	2	0	13	1st FG% 13-28	46.4%	
25	Aamir Simms	F 22:09	3-4	0-0	0-0	0 5 5	3 0	6	3	6	0	0	0	1	3PT% 3-10	30.0%	
0	Clyde Trapp	G 22:14	2-5	0-2	0-2	1 4 5	1 4	4	2	3	1	0	0	8	FT% 5-9	55.6%	
2	Al-Amir Dawes	G 31:30	4-9	1-5	1-3	2 2 4	1 3	10	3	1	1	1	0	8	2nd FG% 14-29	48.3%	
15	John Newman III	G 27:27	2-5	1-3	0-0	0 5 5	3 2	5	0	5	1	1	0	6	FT% 0-2	0%	
10	Olivier-Maxence Prosper	G 18:13	2-4	1-2	0-1	2 3 5	2 2	5	1	1	1	2	0	-2	GM FG% 27-57	47.4%	
24	PJ Hall	13:20	2-4	0-0	0-0	1 1 2	1 0	4	0	1	2	0	0	-3	3PT% 5-19	26.3%	
5	Hunter Tyson	06:27	3-3	1-1	2-3	0 1 1	0 2	9	0	0	0	0	0	6	FT% 5-11	45.5%	
3	Chase Hunter	15:16	1-6	0-0	2-2	0 1 1	0 1	0	4	0	1	1	1	4	Dead Ball Rebounds: 2 0		
4	Nick Honor	19:56	4-8	1-4	0-0	1 0 1	3 2	9	3	1	1	0	0	-1			
12	Alex Hemenway	04:11	0-0	0-0	0-0	0 1 1	1 0	0	0	0	0	0	0	-1			
Team						3 2 5	0	0	1	1	0	0	0	1			
Totals			27-57	5-19	5-11	12 31 43	17 16	64	13	21	8	7	1	8			

Alabama - 56													Record: 3-2				
NO.	Name	Min	FG	3P	FT	Rebounds	Fouls	TP	AS	TO	ST	Blocks	+/-	Shooting By Period			
			M-A	M-A	M-A	OR DR TOT	PF FD					BS BA		1st	2nd	3rd	
2	Jordan Bruner	F 23:42	1-4	1-3	0-0	0 2 2	1 2	3	1	0	5	1	0	-4	1st FG% 9-29	31.0%	
1	Herbert Jones	G 30:30	3-9	0-2	11-12	0 4 4	3 6	17	2	2	3	0	1	-3	3PT% 0-7	0.0%	
5	Jaden Shackelford	G 27:29	2-8	0-3	1-2	1 0 1	2 2	5	3	1	2	0	0	-12	FT% 12-13	92.3%	
13	Jahvon Quinerly	G 27:21	3-10	1-4	0-0	2 1 3	2 2	17	2	3	2	0	2	-11	2nd FG% 8-27	29.6%	
23	John Petty Jr.	G 32:27	2-10	1-5	5-5	0 4 4	4 3	10	1	1	2	0	2	-3	3PT% 3-15	20.0%	
3	Alex Reese	G 12:33	2-7	0-3	1-2	0 5 5	2 1	5	0	2	1	0	1	3	FT% 7-9	77.8%	
11	Joshua Primo	22:35	3-4	0-1	0-0	0 2 2	1 0	6	0	1	0	0	0	1	GM FG% 17-56	30.4%	
4	Juwon Gary	02:36	0-0	0-0	0-0	0 0 0	1 0	0	0	0	0	0	0	3	3PT% 3-22	13.6%	
14	Keon Ellis	05:23	0-1	0-0	0-0	0 1 1	0 0	0	0	1	1	0	-5	FT% 19-22	86.4%		
22	Keon Ambrose-Hylton	03:07	0-0	0-0	0-0	0 0 0	0 0	0	0	0	0	0	0	-8	Dead Ball Rebounds: 3 2		
33	James Rojas	12:17	1-3	0-1	1-1	1 1 2	1 2	3	1	2	1	0	0	-1			
Team						4 0 4	0	0	0	0	0	0	0	0			
Totals			17-56	3-22	19-22	8 20 28	17 17	56	8	15	17	1	7	-8			

Clem		Bama		Points from Turnovers		Clem		Bama		Period by Period Scoring			
Biggest lead	12 (2nd 9:36)	1 (1st 13:28)	Turnovers	12	15	1st	2nd	TOT	Furman	Bama	1st	2nd	TOT
Best Scoring Run	10 (2nd 17:28)	9 (2nd 7:51)	Paint	34	28								
Lead Changes	6		Second Chance	15	0								
Times Tied	1		Fast Breaks	1	13								
Time with Lead	36:48	01:23	Bench	31	14								

GAME 6 - ALABAMA 83, FURMAN 80

Furman - 80													Record: 5-2				
NO.	Name	Min	FG	3P	FT	Rebounds	Fouls	TP	AS	TO	ST	Blocks	+/-	Shooting By Period			
			M-A	M-A	M-A	OR DR TOT	PF FD					BS BA		1st	2nd	3rd	
4	Noah Gurley	F 35:37	4-8	2-4	5-6	0 3 3	1 3	15	0	2	0	1	-15	1st FG% 18-29	62.1%		
20	Jalen Slawson	F 29:38	1-3	0-1	1-2	1 0 6	4 2	3	5	1	0	0	-7	3PT% 8-17	47.1%		
45	Clay Mounce	F 16:29	8-11	4-7	1-1	0 2 2	5 3	21	2	1	0	0	15	FT% 3-4	75%		
3	Mike Bothwell	G 33:17	8-19	5-11	2-2	0 6 6	4 2	23	2	2	2	0	2	4	2nd FG% 10-30	33.3%	
10	Alex Hunter	G 37:04	2-10	1-9	0-0	1 2 3	2 1	5	3	2	3	0	-11	3PT% 5-19	26.3%		
1	Jaylon Pugh	G 22:37	1-3	1-3	0-0	0 1 1	3 2	3	1	0	1	0	-7	FT% 8-9	88.9%		
13	Garrett Hien	10:50	1-1	0-0	2-2	2 1 3	1 1	4	2	1	0	0	2	GM FG% 28-59	47.5%		
22	Joe Anderson	06:24	1-2	0-1	0-0	0 1 1	0 0	2	1	0	0	0	4	3PT% 13-36	36.1%		
5	Marcus Foster	08:04	2-2	0-0	0-0	0 1 1	1 0	4	0	0	0	0	0	4	FT% 11-13	84.6%	
Team						1 1 2	0	1	0	1	0	0	0	0	Dead Ball Rebounds: 0 0		
Totals			28-59	13-36	11-13	5 23 28	21 14	80	16	10	8	1	4	-3			

Alabama - 83													Record: 4-2				
NO.	Name	Min	FG	3P	FT	Rebounds	Fouls	TP	AS	TO	ST	Blocks	+/-	Shooting By Period			
			M-A	M-A	M-A	OR DR TOT	PF FD					BS BA		1st	2nd	3rd	
2	Jordan Bruner	F 18:36	4-6	1-2	0-0	4 2 6	1 0	9	2	0	1	2	0	3	1st FG% 14-35	40.0%	
1	Herbert Jones	G 32:39	7-16	2-2	2-4	7 5 12	1 2	18	4	2	0	2	0	-1	3PT% 6-18	33.3%	
5	Jaden Shackelford	G 28:21	4-9	1-5	4-8	1 3 4	3 6	13	1	3	1	0	0	9	FT% 3-5	60%	
13	Jahvon Quinerly	G 16:37	1-2	1-1	0-0	0 0 0	2 1	3	3	0	0	0	0	-2	2nd FG% 16-32	50.0%	
23	John Petty Jr.	G 35:06	2-9	0-6	2-4	1 5 6	2 3	6	6	2	1	0	0	12	3PT% 4-13	30.8%	
11	Joshua Primo	22:18	2-6	1-5	0-1	0 2 2	2 1	5	1	1	0	0	0	1	FT% 10-20	50%	
33	James Rojas	F 19:48	3-6	2-3	3-4	3 4 7	2 4	11	0	2	2	0	1	3	GM FG% 30-67	44.8%	
3	Alex Reese	11:30	2-5	2-5	0-0	0 0 0	1 2	6	1	0	0	0	0	-7	3PT% 10-31	32.3%	
14	Keon Ellis	07:22	1-3	0-2	0-0	0 0 0	0 0	2	1	0	0	0	0	-12	FT% 13-25	52.0%	
4	Juwon Gary	07:43	4-5	0-0	2-4	1 2 3	0 2	10	0	0	0	0	0	9	Dead Ball Rebounds: 5 0		
Team						4 5 9	0	0	0	0	0	0	0	0			
Totals			30-67	10-31	13-25	21 28 49	14 21	83	19	10	5	4	1	3			

Furman		Bama		Points from Turnovers		Furman		Bama		Period by Period Scoring			
Biggest lead	16 (1st 8:21)	5 (2nd 0:35)	Turnovers	12	11	1st	2nd	TOT	Furman	Bama	1st	2nd	TOT
Best Scoring Run	9 (1st 10:59)	8 (2nd 0:35)	Paint	28	40								
Lead Changes	1		Second Chance	3	24								
Times Tied	2		Fast Breaks	8	10								
Time with Lead	37:12	01:18	Bench	13	34								

GAME 7 - WESTERN KENTUCKY 73, ALABAMA 71

Western Ky. - 73													Record: 6-2				
NO.	Name	Min	FG	3P	FT	Rebounds	Fouls	TP	AS	TO	ST	Blocks	+/-	Shooting By Period			
			M-A	M-A	M-A	OR DR TOT	PF FD					BS BA		1st	2nd	3rd	
22	Carson Williams	F 22:35	2-8	0-2	1-3	4 2 6	1 4	5	0	1	0	1	0	4	1st FG% 14-34	41.2%	
23	Charles Bassegy	G 33:35	11-14	0-0	5-8	5 7 12	3 4	27	1	2	1	1	-3	3PT% 1-7	14.3%		
4	Josh Anderson	G 31:12	3-10	0-2	0-0	0 4 4	3 1	6	1	2	3	1	0	6	FT% 4-7	57.1%	
11	Tavon Hollingsworth	G 15:50	1-3	0-0	2-2	0 1 1	4 1	4	1	5	2	0	0	6	2nd FG% 13-26	50.0%	
21	Kenny Cooper	G 08:07	0-3	0-1	0-0	0 1 1	4 0	0	0	0	0	0	0	3	3PT% 2-4	50.0%	
20	Davynon McKnight	27:32	2-6	0-0	0-0	1 4 5	4 0	4	6	3	2	0	-2	FT% 12-14	85.7%		
3	Jordan Rawls	30:01	6-14	2-5	6-6	1 0 1	1 3	20	0	3	0	1	-1	GM FG% 27-60	45.0%		
14	Luke Frampton	19:43	1-1	0-0	2-2	0 1 1	3 1	4	1	0	0	0	0	-6	3PT% 3-11	27.3%	
2	Kevin Osawe	09:11	1-1	1-1	0-0	0 0 0	0 1	3	0	0	0	0	0	1	FT% 16-21	76.2%	
1	Kylen Milton	02:14	0-0	0-0	0-0	0 0 0	0 1	0	0	0	0	0	0	2	Dead Ball Rebounds: 3 0		
Team						2 5 7	0	0	1	1	0	0	0	2			
Totals			27-60	3-11	16-21	13 25 38	23 16	73	10	17	11	3	3	2			

Alabama - 71													Record: 4-3		
NO.	Name	Min	FG	3P	FT	Rebounds									



## 2020-21 BOX SCORES

### GAME 9 - ALABAMA 82, OLE MISS 64

Ole Miss - 64													Record: 5-2 (1-1)			
NO. Name	Min	FG	3P	FT	Rebounds	Fouls	TP	AS	TO	ST	Blocks	+/-	Shooting By Period			
		M-A	M-A	M-A	OR DR TOT	PF					BS BA		1st FG%	11-31	35.5%	
0 Romello White	F 31:36	6-12	0-0	8-13	3 8 11	3 7	20	0	3	0	1	0	-5	3PT%	1-6	16.7%
5 KJ Buffen	F 24:13	6-10	0-0	3-3	4 4 8	5 8	15	0	3	2	1	2	-2	FT%	11-15	73.3%
1 Austin Crowley	G 10:11	0-2	0-0	0-2	2 2 2	2 2	0	0	0	0	0	0	-13	2nd FG%	11-34	32.4%
2 Devontae Shuler	G 27:21	2-11	0-4	4-6	0 0 0	1 3	8	0	3	1	0	0	-12	3PT%	0-7	0.0%
15 Luis Rodriguez	G 31:39	1-7	0-3	0-2	5 3 8	4 1	2	3	1	2	1	2	-6	FT%	8-20	40%
11 Matthew Murrell	28:17	2-8	1-4	2-3	0 5 5	1 1	7	0	2	0	0	0	-16	GM FG%	22-65	33.8%
24 Jarkel Joiner	26:07	5-11	0-1	2-2	0 3 3	4 2	12	0	2	0	0	0	-2	3PT%	1-13	7.7%
21 Robert Allen	11:19	0-1	0-0	0-2	3 1 4	2 1	6	0	2	1	0	0	-11	FT%	19-35	54.3%
3 Khadim Sy	05:22	0-2	0-1	0-0	1 1 2	0 0	0	0	0	1	0	0	-7	Dead Ball Rebounds: 8, 0		
14 Dimencio Vaughn	01:45	0-0	0-0	0-2	1 0 1	0 1	0	0	0	0	0	0	-7	Technical Fouls: NONE		
23 Sammy Hunter	01:10	0-0	0-0	0-0	0 0 0	0 0	0	0	0	0	0	0	-5			
12 Shon Robinson	01:00	0-1	0-0	0-0	0 0 0	0 0	0	0	0	0	0	0	-4			
Team					2 1 3											
Totals		22-65	1-13	19-35	19 28 47	23 26	64	3	17	7	3	5	-18			

### GAME 10 - ALABAMA 71, TENNESSEE 63

Alabama - 71													Record: 7-3 (2-0)			
NO. Name	Min	FG	3P	FT	Rebounds	Fouls	TP	AS	TO	ST	Blocks	+/-	Shooting By Period			
		M-A	M-A	M-A	OR DR TOT	PF					BS BA		1st FG%	12-31	38.7%	
2 Jordan Bruner	F 25:16	3-5	0-1	2-5	1 5 6	3 3	8	0	1	0	3	0	7	3PT%	2-9	22.2%
1 Herbert Jones	G 33:11	4-13	1-1	2-4	3 5 8	3 4	11	1	3	1	2	3	15	FT%	5-5	100%
5 Jaden Shackelford	G 24:28	3-5	1-2	2-4	0 1 1	4 3	9	2	0	2	0	0	7	2nd FG%	14-31	45.2%
11 Joshua Primo	G 24:28	4-8	3-5	0-0	4 1 5	2 1	11	1	4	0	0	0	7	3PT%	8-11	72.7%
23 John Petty Jr.	G 31:22	6-7	4-4	1-2	0 6 6	0 1	17	2	0	1	0	0	13	FT%	4-12	33.3%
14 Keon Ellis	11:10	1-3	1-1	0-0	1 2 3	1 1	3	0	0	0	0	0	-5	GM FG%	26-62	41.9%
3 Alex Reese	13:43	0-4	0-3	0-0	1 3 4	1 0	0	0	0	0	0	0	0	3PT%	10-20	50.0%
13 Javon Quinley	26:46	5-14	0-2	2-2	1 1 2	3 3	12	5	2	0	0	2	6	FT%	9-17	52.9%
33 James Rojas	09:08	0-3	0-1	0-0	0 3 3	1 0	0	0	2	0	0	2	5	Dead Ball Rebounds: 2, 0		
30 Kendall Wall	00:24	0-0	0-0	0-0	0 1 1	0 0	0	0	0	0	0	0	1	Technical Fouls: NONE		
4 Juwan Gary	00:04	0-0	0-0	0-0	0 0 0	0 0	0	0	0	0	0	0	0			
Team					2 2 4											
Totals		26-62	10-20	9-17	13 30 43	18 16	71	11	12	4	5	7	8			

Alabama - 82													Record: 6-3 (1-0)			
NO. Name	Min	FG	3P	FT	Rebounds	Fouls	TP	AS	TO	ST	Blocks	+/-	Shooting By Period			
		M-A	M-A	M-A	OR DR TOT	PF					BS BA		1st FG%	15-32	46.9%	
2 Jordan Bruner	F 18:25	2-5	1-4	0-0	1 4 5	4 2	5	0	2	1	2	0	11	3PT%	7-17	41.2%
1 Herbert Jones	G 09:10	1-1	0-0	1-2	1 2 3	5 2	3	2	3	1	1	0	11	FT%	6-10	60%
5 Jaden Shackelford	G 33:27	3-10	1-7	2-5	2 5 7	0 3	9	4	0	0	0	0	14	2nd FG%	13-33	39.4%
11 Joshua Primo	G 24:01	2-8	0-2	2-2	2 4 6	2 4	6	1	0	0	1	4	1	3PT%	5-20	25.0%
14 Keon Ellis	G 17:22	2-5	1-4	0-0	2 2 4	3 2	5	3	2	0	0	1	3	FT%	8-14	57.1%
13 Javon Quinley	32:06	8-14	3-5	5-10	2 3 5	5 1	6	24	0	4	1	0	2	GM FG%	28-65	43.1%
23 John Petty Jr.	27:04	5-11	3-7	0-0	1 5 6	4 0	13	1	3	0	1	1	12	3PT%	12-37	32.4%
3 Alex Reese	18:30	3-8	2-7	2-2	1 3 4	1 1	10	2	0	1	1	0	1	FT%	14-24	58.3%
4 Juwan Gary	03:43	0-0	0-0	0-0	0 0 0	2 1	0	0	0	0	0	0	5	Dead Ball Rebounds: 5, 0		
33 James Rojas	08:59	1-2	0-0	0-1	1 2 3	4 1	2	1	1	1	0	0	2	Technical Fouls: Rojas 2nd 12:14		
22 Keon Ambrose-Hylton	02:33	0-0	0-0	0-0	0 0 0	0 0	0	0	0	0	0	0	5			
12 Darius Miles	01:00	0-0	0-0	2-2	0 0 0	0 1	2	0	0	0	0	0	5			
15 Tyler Barnes	01:10	0-0	0-0	0-0	0 1 1	0 0	0	0	0	0	0	0	5			
21 Britton Johnson	01:10	1-1	1-1	0-0	0 0 0	0 0	3	0	0	0	0	0	5			
30 Kendall Wall	01:10	0-0	0-0	0-0	0 0 0	0 0	0	0	0	0	0	0	5			
Team					1 1 2											
Totals		28-65	12-37	14-24	14 32 46	27 23	82	15	15	6	5	3	18			

Tennessee - 63													Record: 7-1 (1-1)			
NO. Name	Min	FG	3P	FT	Rebounds	Fouls	TP	AS	TO	ST	Blocks	+/-	Shooting By Period			
		M-A	M-A	M-A	OR DR TOT	PF					BS BA		1st FG%	11-34	32.4%	
10 John Fulkerson	F 25:39	2-5	0-0	3-8	2 3 5	1 4	7	1	1	0	0	0	-2	3PT%	2-8	25.0%
35 Yves Pons	F 21:05	1-6	1-2	3-4	0 2 2	4 3	6	0	0	0	0	0	5	FT%	5-9	55.6%
5 Josiah-Jordan James	G 32:16	1-6	0-3	0-0	2 6 8	3 1	2	1	2	2	2	0	-11	2nd FG%	10-32	31.3%
12 Victor Bailey Jr.	G 33:41	4-14	0-5	8-9	5 2 7	2 5	16	2	1	0	0	1	9	3PT%	2-13	15.4%
25 Santiago Vescovi	G 33:37	5-15	3-8	0-0	1 3 4	4 1	13	1	1	0	0	3	-3	FT%	12-17	70.6%
11 Jaden Springer	05:11	1-3	0-0	1-2	0 1 1	1 1	3	0	1	0	0	0	-1	GM FG%	21-61	34.4%
45 Keon Johnson	30:35	5-12	0-3	2-3	3 5 8	0 3	12	2	2	1	0	0	-4	3PT%	4-21	19.0%
55 E.J. Anosike	09:58	1-1	0-0	0-0	2 1 3	1 0	2	0	0	0	0	0	-14	FT%	17-26	65.4%
00 Davonte Gaines	01:05	0-1	0-0	0-0	0 0 0	0 0	0	0	0	0	0	0	2	Dead Ball Rebounds: 6, 1		
13 Olivier Nkamhoua	03:44	1-1	0-0	0-0	1 1 2	0 0	2	0	0	0	0	0	-1	Technical Fouls: Team 1st 0:36		
3 Drew Pember	03:09	0-2	0-0	0-0	1 0 1	0 0	0	0	0	0	0	0	-2			
Team					1 4 5											
Totals		21-66	4-21	17-26	18 28 46	16 18	63	7	9	3	7	5	-8			

OLM		ALA		Points from Turnovers		Period by Period Scoring	
Biggest lead	0 (1st 20:00)	18 (2nd 0:32)	18	18	1st	2nd	TOT
Best Scoring Run	9 (1st 7:49)	8 (1st 17:21)	30	32	OLM	34	64
Lead Changes	0	0	Second Chance	9	18	ALA	43
Times Tied	0	0	Fast Breaks	8	10	ALB	39
Time with Lead	00:00	39:09	Bench	19	54		82

ALA		TENN		Points from Turnovers		Period by Period Scoring	
Biggest lead	14 (2nd 14:19)	4 (1st 7:41)	11	11	1st	2nd	TOT
Best Scoring Run	9 (2nd 17:17)	5 (1st 16:35)	32	28	ALA	31	71
Lead Changes	6	0	Second Chance	10	13	TENN	29
Times Tied	6	0	Fast Breaks	9	0		63
Time with Lead	24:43	09:11	Bench	15	19		

### GAME 11 - ALABAMA 86, FLORIDA 71

Florida - 71													Record: 5-2 (2-1)			
NO. Name	Min	FG	3P	FT	Rebounds	Fouls	TP	AS	TO	ST	Blocks	+/-	Shooting By Period			
		M-A	M-A	M-A	OR DR TOT	PF					BS BA		1st FG%	12-32	37.5%	
4 Anthony Duruj	F 30:03	3-11	1-3	1-2	3 3 6	1 1	8	1	2	0	1	-14	3PT%	3-5	60.0%	
12 Colin Castleton	F 26:13	6-11	0-0	1-3	4 4 8	3 2	13	1	2	0	0	1	-25	FT%	5-10	50%
1 Tre Mann	G 34:37	4-11	2-4	1-2	2 4 6	2 2	11	6	2	3	0	2	-17	2nd FG%	15-36	41.7%
10 Noah Locke	G 30:28	4-11	3-6	0-1	1 1 2	2 4	11	0	1	0	0	0	-13	3PT%	6-15	40.0%
23 Scottie Lewis	G 19:42	1-6	0-1	0-0	1 1 4	0 2	3	1	1	2	1	0	1	FT%	3-4	75%
22 Tyrone Apley	30:46	6-12	2-4	4-4	1 4 5	1 6	13	3	2	1	1	-15	GM FG%	9-20	45.0%	
5 Omar Payne	10:01	1-1	0-0	0-0	1 1 3	1 2	0	1	1	1	0	-3	3PT%	9-20	45.0%	
15 Osay Osifo	05:57	1-1	0-0	1-2	0 0 0	2 1	3	1	0	0	0	0	-3	FT%	8-14	57.1%
0 Quess Glover	07:17	0-3	0-1	0-0	1 1 2	1										

## 2020-21 BOX SCORES

### GAME 13 - ALABAMA 85, KENTUCKY 65

Alabama - 85													Record: 10-3 (5-0)			
NO. Name	Min	FG	3P	FT	Rebounds	Fouls	TP	AS	TO	ST	Blocks	+/-	Shooting By Period			
		M/A	M/A	M/A	OR DR TOT	PF					BS	BA	1st FG%	2nd FG%	3rd FG%	
2 Jordan Bruner	F 19:28	3-7	2-6	0-0	1 1 2	0	0	8	2	0	0	0	5	1st FG% 16-37 43.2%	3PT% 10-22 45.5%	FT% 0-2 0%
1 Herbert Jones	G 08:22	3-6	2-3	0-0	0 1 1	1	0	8	2	0	0	1	4	2nd FG% 15-31 48.4%	3PT% 4-8 50.0%	FT% 9-11 81.8%
5 Jaden Shackelford	G 37:32	6-15	2-5	4-5	1 1 2	2	6	18	6	3	0	2	19	GM FG% 31-68 45.6%	3PT% 14-30 46.7%	FT% 9-13 69.2%
11 Joshua Primo	G 32:31	4-9	1-3	3-3	1 1 2	3	2	12	1	0	4	1	27	Dead Ball Rebounds: 2, 1		
23 John Petty Jr.	G 37:29	9-15	4-7	1-1	0 5 5	3	3	23	2	2	0	0	17			
3 Alex Reese	13:26	3-5	2-4	0-0	1 1 2	5	1	8	1	1	1	2	9			
14 Keon Ellis	17:31	0-0	0-0	0-0	0 6 6	4	1	0	0	2	2	0	4			
33 James Rojas	19:11	1-4	1-2	0-0	2 4 6	4	3	3	1	2	1	0	1			
4 Juwan Gary	12:41	2-7	0-0	0-2	4 1 5	1	1	4	0	0	1	0	3			
15 Tyler Barnes	01:05	0-0	0-0	1-2	0 1 1	0	1	0	0	0	0	0	4			
12 Darius Miles	00:11	0-0	0-0	0-0	0 0 0	0	0	0	0	0	0	0	1			
22 Britton Johnson	00:11	0-0	0-0	0-0	0 0 0	0	0	0	0	0	0	0	1			
22 Keon Ambrose-Hylton	00:11	0-0	0-0	0-0	0 0 0	0	0	0	0	0	0	0	1			
30 Kendall Wall	00:11	0-0	0-0	0-0	0 0 0	0	0	0	0	0	0	0	1			
Team					3 1 4											
Totals		31-68	14-30	9-13	13 23 36	23 18	85	15	11	9	3	9	20			

Kentucky - 65													Record: 4-7 (3-1)			
NO. Name	Min	FG	3P	FT	Rebounds	Fouls	TP	AS	TO	ST	Blocks	+/-	Shooting By Period			
		M/A	M/A	M/A	OR DR TOT	PF					BS	BA	1st FG%	2nd FG%	3rd FG%	
12 Keon Brooks Jr.	F 23:06	4-12	0-2	2-2	3 1 4	3	4	10	0	3	1	1	12	1st FG% 10-31 32.3%	3PT% 3-10 30.0%	FT% 7-10 70.0%
30 Olivier Sarr	F 18:50	1-4	0-0	4-5	2 3 5	1	5	16	2	2	0	0	17	2nd FG% 11-30 36.7%	3PT% 1-8 12.5%	FT% 12-14 85.7%
2 Devin Askew	G 35:44	4-9	1-5	3-3	1 2 3	2	2	12	2	3	1	0	21	GM FG% 21-61 34.4%	3PT% 4-18 22.2%	FT% 19-24 79.2%
3 Brandon Aston Jr.	G 25:19	2-7	0-1	1-2	2 3 5	4	2	5	1	1	0	0	13	Dead Ball Rebounds: 3, 0		
10 Davion Mintz	G 25:50	2-10	1-4	0-0	2 3 5	0	1	5	1	1	0	0	13			
0 Jacob Toppin	24:27	2-6	0-1	1-2	1 5 6	3	2	5	1	1	1	0	4			
11 Dontaie Allen	23:41	3-8	2-5	0-0	1 5 6	2	1	8	0	4	0	0	6			
23 Isaiah Jackson	23:03	3-5	0-0	8-10	3 3 6	3	6	14	0	3	2	7	0			
Team					3 1 4											
Totals		21-61	4-18	19-24	18 26 44	18 23	65	7	19	5	9	3	20			

ALBAMA		UKY		Points from		Turnovers		Period by Period Scoring		
Biggest lead	20 (2nd 6:49)	0 (1st 20:00)	Turnovers	28	1st	42	2nd	43	TOT	85
Best Scoring Run	10 (1st 4:59)	8 (2nd 5:22)	Paint	32	3rd	30	4th	35	TOT	65
Lead Changes	0	2	Second Chance	11	Fast Breaks	9	Bench	16	27 <td></td>	
Times Tied	1	0 <th>Bench</th> <td>16</td> <th>27 <td></td> <td></td> <td></td> <td></td> <td></td> </th>	Bench	16	27 <td></td> <td></td> <td></td> <td></td> <td></td>					
Time with Lead	39:17	00:00								

### GAME 14 - ALABAMA 90, ARKANSAS 59

Arkansas - 59													Record: 10-4 (2-4)			
NO. Name	Min	FG	3P	FT	Rebounds	Fouls	TP	AS	TO	ST	Blocks	+/-	Shooting By Period			
		M/A	M/A	M/A	OR DR TOT	PF					BS	BA	1st FG%	2nd FG%	3rd FG%	
0 Justin Smith	F 18:18	2-4	0-0	1-2	1 0 1	2	1	5	1	3	1	0	0	1st FG% 6-26 23.1%	3PT% 1-7 14.3%	FT% 1-7 14.3%
10 Jaylin Williams	F 18:13	0-1	0-0	0-0	0 2 2	1	2	0	1	0	1	0	0	2nd FG% 15-37 40.5%	3PT% 3-10 30.0%	FT% 3-10 30.0%
3 Desi Sills	G 22:28	1-9	0-3	1-1	1 1 2	3	2	3	1	2	1	0	1	FT% 7-11 63.6%		
5 Moses Moody	G 34:12	10-25	3-7	5-5	3 4 9	2	2	28	1	2	0	0	1	GM FG% 21-63 33.3%	3PT% 4-17 23.5%	FT% 13-18 72.2%
11 Jalen Tate	G 23:24	4-9	0-2	2-2	0 4 4	3	1	10	3	6	1	0	0	Dead Ball Rebounds: 3, 0		
2 Vance Jackson	14:14	0-4	0-2	1-2	0 2 2	0	1	1	0	1	3	0	1			
1 JD Notae	18:05	2-7	1-3	0-2	0 1 1	0	1	5	0	3	2	1	1			
4 Davonte Davis	28:00	1-3	0-0	3-4	1 5 6	3	3	5	1	0	0	0	0			
23 Connor Vanover	02:35	0-0	0-0	0-0	0 0 0	0	0	0	0	0	0	0	0			
24 Ethan Henderson	15:31	1-2	0-0	0-0	2 2 4	1	2	0	0	1	0	3	0			
Team					2 3 5											
Totals		21-63	4-17	13-18	10 26 36	15 16	59	8	18	9	5	4	31			

Alabama - 90													Record: 11-3 (6-0)			
NO. Name	Min	FG	3P	FT	Rebounds	Fouls	TP	AS	TO	ST	Blocks	+/-	Shooting By Period			
		M/A	M/A	M/A	OR DR TOT	PF					BS	BA	1st FG%	2nd FG%	3rd FG%	
3 Alex Reese	F 13:34	1-5	1-4	0-0	0 3 3	0	0	3	1	1	3	0	0	1st FG% 15-34 44.1%	3PT% 7-21 33.3%	FT% 5-6 83.3%
1 Herbert Jones	G 22:18	3-4	0-1	7-8	1 3 4	1	6	13	2	3	2	1	0	2nd FG% 16-30 53.3%	3PT% 8-15 53.3%	FT% 8-11 72.7%
5 Jaden Shackelford	G 23:34	6-11	4-7	0-0	0 1 1	2	0	16	3	1	0	0	21	GM FG% 21-64 48.4%	3PT% 15-36 41.7%	FT% 13-17 76.5%
23 John Petty Jr.	G 24:58	6-10	5-9	0-0	1 3 4	0	0	17	1	1	1	0	17	Dead Ball Rebounds: 2, 0		
13 Jahvon Quinerly	21:46	2-8	0-4	3-4	0 4 4	1	4	1	4	1	1	0	20			
14 Keon Ellis	20:38	2-4	1-3	2-3	0 2 2	2	2	7	2	1	1	0	11			
33 James Rojas	08:52	0-1	0-0	0-0	0 3 3	4	1	0	0	2	0	0	1			
4 Juwan Gary	07:43	4-4	1-1	0-0	0 3 3	2	0	9	0	0	1	3	0			
12 Darius Miles	12:49	3-4	2-3	0-0	0 1 1	2	0	8	0	2	0	0	4			
22 Keon Ambrose-Hylton	09:51	2-4	0-0	0-0	1 3 4	0	0	4	0	1	0	0	4			
30 Kendall Wall	04:47	0-2	0-0	0-0	0 0 0	0	0	2	0	1	0	2	0			
15 Tyler Barnes	03:25	0-0	0-0	0-0	0 1 1	0	0	0	0	0	0	1	0			
21 Britton Johnson	01:47	1-1	1-1	0-0	0 0 0	0	0	3	1	0	0	0	3			
Team					4 8											
Totals		31-64	15-36	13-17	9 34 43	16 15	90	18	14	12	4	5	31			

Ark		Bama		Points from		Turnovers		Period by Period Scoring		
Biggest lead	2 (1st 19:42)	36 (2nd 10:25)	Turnovers	6	1st	19	2nd	40	TOT	59
Best Scoring Run	7 (2nd 19:07)	14 (1st 10:17)	Paint	30	3rd	42	4th	48	TOT	90
Lead Changes	1	11 <th>Second Chance</th> <td>8</td> <th>Fast Breaks</th> <td>8</td> <th>Bench</th> <td>13</td> <th>38 <td></td> </th>	Second Chance	8	Fast Breaks	8	Bench	13	38 <td></td>	
Times Tied	1	0 <th>Bench</th> <td>13</td> <th>38 <td></td> <td></td> <td></td> <td></td> <td></td> </th>	Bench	13	38 <td></td> <td></td> <td></td> <td></td> <td></td>					
Time with Lead	00:44	38:41								

### GAME 15 - ALABAMA 105, LSU 75

Alabama - 105													Record: 12-3 (7-0)			
NO. Name	Min	FG	3P	FT	Rebounds	Fouls	TP	AS	TO	ST	Blocks	+/-	Shooting By Period			
		M/A	M/A	M/A	OR DR TOT	PF					BS	BA	1st FG%	2nd FG%	3rd FG%	
3 Alex Reese	F 16:19	2-3	0-1	0-0	1 3 4	2	1	4	0	0	0	0	30	1st FG% 21-32 65.6%	3PT% 14-19 73.7%	FT% 4-4 100%
1 Herbert Jones	G 24:15	4-6	1-3	4-4	1 2 3	2	2	13	5	2	1	0	31	2nd FG% 17-36 47.2%	3PT% 9-24 37.5%	FT% 2-5 40%
5 Jaden Shackelford	G 27:31	3-8	0-0	1 1 2	2 2 6	8	2	1	0	2	0	2	37	GM FG% 38-68 55.9%	3PT% 23-43 53.5%	FT% 6-9 66.7%
11 Joshua Primo	G 19:28	8-10	6-8	0-0	1 3 4	0	0	22	0	0	1	0	28	Dead Ball Rebounds: 1, 0		
23 John Petty Jr.	G 25:29	8-11	8-10	0-0	0 4 4	2	1	24	2	1	3	0	34			
4 Juwan Gary	07:56	0-0	0-0	0-0	1 2 3	2	0	0	1	3	0	0	0			
23 John Petty Jr.	19:24	8-11	6-7	0-0	0 1 1	0	0	22	1	2	0	0	14			
14 Keon Ellis	13:44	0-5	0-2	1-2	1 3 4	0	0	1	0	0	1	0	1			
33 James Rojas	13:10	0-0	0-0	0-0	0 7 7	2	0	0	1	0	0	3	0			
12 Darius Miles	08:41	3-8	2-6	1-2	0 1 1	1	1	9	4	0	0	0	8			



## 2020-21 BOX SCORES

### GAME 17 - ALABAMA 70, KENTUCKY 59

Kentucky - 59													Record: 5-10 (4-4)																		
NO.	Name	Min	FG	3P	FT	Rebounds	Fouls	TP	AS	TO	ST	Blocks	+/-	Shooting By Period																	
			M/A	M/A	M/A	OR DR TOT	PF	FD				BS BA	+/-	1st	2nd	3rd	4th														
12	Keion Brooks Jr.	F 17:42	2-7	0-1	0-0	1 2 3	4	0	4	1	1	0	1	-7	1st	FG% 9-24	37.5%														
30	Olivier Sarr	F 24:52	4-10	0-1	4-5	0 4 4	3	7	12	0	1	2	1	-12	3PT%	3-5	60.0%														
2	Devin Askew	G 23:53	0-2	0-0	2-2	0 1 1	4	1	2	2	1	0	1	-10	FT%	11-13	84.6%														
3	Brandon Boston Jr.	G 30:55	2-9	0-0	4-4	1 5 6	3	2	8	1	2	0	0	-6	2nd	FG%	10-30	33.3%													
10	Davion Mintz	G 35:15	5-11	2-5	0-0	2 3 5	3	2	12	4	4	1	1	-6	FT%	4-4	100%														
0	Jacob Toppin	G 20:57	0-1	0-0	0-0	0 5 5	1	0	0	0	1	0	0	-10	GM	FG%	19-54	35.2%													
23	Isaiah Jackson	20:51	2-4	0-0	2-2	1 4 5	4	1	6	1	2	1	2	1	3	3PT%	6-14	42.9%													
11	Dontale Allen	24:05	4-9	4-7	0-0	1 1 2	2	0	12	3	2	1	0	-10	FT%	15-17	88.2%														
55	Lance Ware	06:50	0-1	0-0	3-4	1 0 1	2	0	1	2	0	0	0	3																	
Team													Dead Ball Rebounds: 2.0																		
Totals													19-54	6-14	15-17	7	27	34	25	15	59	11	17	9	5	5	-11	Technical Fouls: NONE			

Alabama - 70													Record: 14-3 (9-0)																	
NO.	Name	Min	FG	3P	FT	Rebounds	Fouls	TP	AS	TO	ST	Blocks	+/-	Shooting By Period																
			M/A	M/A	M/A	OR DR TOT	PF	FD				BS BA	+/-	1st	2nd	3rd	4th													
3	Alex Reese	F 20:19	1-4	1-3	0-0	1 3 4	1	3	3	0	0	0	0	-1	1st	FG%	14-32	43.8%												
1	Herbert Jones	G 32:55	2-8	0-0	9-10	2 7 9	2	8	13	8	4	2	2	9	3PT%	5-16	31.3%													
5	Jaden Shackelford	G 36:20	5-13	1-6	10-10	1 4 5	1	8	21	1	0	1	0	14	FT%	2-2	100%													
11	Joshua Primo	G 29:16	4-6	2-4	0-0	2 2 0	1	10	1	2	0	2	0	7	2nd	FG%	6-19	31.6%												
23	John Petty Jr.	G 32:19	3-7	1-3	3-4	0 4 4	3	2	10	3	2	1	0	13	3PT%	1-4	25.0%													
13	Jahvon Quinerly	16:54	1-5	1-2	2-2	1 1 2	1	2	5	1	3	0	0	-4	GM	FG%	20-51	39.2%												
14	Keon Ellis	12:40	1-2	0-1	0-0	1 1 2	3	0	2	0	2	1	0	10	FT%	6-20	30.0%													
22	Keon Ambrose-Hylton	01:29	0-0	0-0	0-0	0 0 0	0	0	0	0	0	0	0	-2	3PT%	24-28	85.7%													
4	Juwon Gary	15:47	3-6	0-1	0-2	0 3 3	2	1	6	0	1	1	1	9																
33	James Rojas	02:01	0-0	0-0	0-0	0 0 0	2	0	0	0	0	0	0	0																
Team													Dead Ball Rebounds: 2.0																	
Totals													20-51	6-20	24-28	6	28	34	15	25	70	14	16	5	5	11	Technical Fouls: NONE			

Biggest lead		UK		Bama		Points from Turnovers		UK		Bama		Period by Period Scoring		
		2 (2nd 12:48)		11 (2nd 0:00)		11		16		20				
		8 (1st 9:21)		10 (2nd 0:45)		18		28		28				
Best Scoring Run		8 (1st 9:21)		10 (2nd 0:45)		18		28		28				
Lead Changes		6		6		8		4		10		Bama 28 32 61		
Times Tied		9		9		8		12		11		OU 32 34 66		
Time with Lead		03:06		28:50		21		13		35		35 70		

### GAME 18 - OKLAHOMA 66, ALABAMA 61

Alabama - 61													Record: 14-4																		
NO.	Name	Min	FG	3P	FT	Rebounds	Fouls	TP	AS	TO	ST	Blocks	+/-	Shooting By Period																	
			M/A	M/A	M/A	OR DR TOT	PF	FD				BS BA	+/-	1st	2nd	3rd	4th														
3	Alex Reese	F 26:59	6-14	3-10	0-2	0 5 5	2	1	15	2	0	1	1	0	4	1st	FG%	11-26	42.3%												
1	Herbert Jones	G 36:34	2-4	1-1	2-4	3 3 6	3	6	7	5	3	0	0	1	2	3PT%	5-12	41.7%													
5	Jaden Shackelford	G 31:21	5-12	2-3	2-2	0 3 3	2	2	14	2	2	2	0	2	2	FT%	2-4	50%													
11	Joshua Primo	G 26:19	2-6	1-3	0-0	0 3 0	0	1	5	0	2	0	0	-13	2nd	FG%	10-28	35.7%													
23	John Petty Jr.	G 34:14	2-8	2-7	3-4	0 5 5	2	2	9	1	4	0	2	-12	3PT%	5-16	31.3%														
4	Juwon Gary	03:52	0-1	0-0	0-0	1 0 1	1	0	0	0	0	0	0	-11	FT%	7-10	70%														
13	Jahvon Quinerly	13:21	0-1	0-0	0-0	1 1 2	0	0	1	2	1	0	1	-10	GM	FG%	21-54	38.9%													
14	Keon Ellis	19:53	4-6	1-2	2-2	1 4 5	3	3	11	1	1	0	0	11	3PT%	10-28	35.7%														
22	Keon Ambrose-Hylton	01:31	0-0	0-0	0-0	1 1 0	0	0	0	0	0	0	0	1	FT%	9-14	64.3%														
33	James Rojas	05:56	0-2	0-1	0-0	0 0 0	2	1	0	0	0	0	0	2																	
Team													Dead Ball Rebounds: 3.0																		
Totals													21-54	10-28	9-14	6	28	34	17	16	61	12	16	7	3	1	-5	Technical Fouls: NONE			

Oklahoma - 66													Record: 11-4																		
NO.	Name	Min	FG	3P	FT	Rebounds	Fouls	TP	AS	TO	ST	Blocks	+/-	Shooting By Period																	
			M/A	M/A	M/A	OR DR TOT	PF	FD				BS BA	+/-	1st	2nd	3rd	4th														
1	Jalen Hill	F 31:05	2-4	0-0	4-4	3 2 5	3	3	8	2	1	1	0	-4	1st	FG%	13-33	39.4%													
52	Kur Kuath	F 16:13	1-4	0-0	0-0	2 4 6	1	0	2	0	0	0	0	-9	3PT%	5-11	45.5%														
2	Umogo Gibson	G 34:34	4-10	3-4	1-3	0 5 5	1	4	12	2	2	2	0	14	FT%	1-2	50%														
11	DeVion Harmon	G 37:53	7-15	3-7	1-3	1 3 4	2	3	18	4	3	2	0	0	2nd	FG%	12-29	41.4%													
24	Elijah Harkless	G 33:24	6-13	1-4	1-2	0 5 5	4	2	14	1	4	3	0	0	3	3PT%	3-10	30.0%													
35	Brady Manek	23:35	5-13	1-6	1-1	1 5 6	2	2	12	0	1	0	1	13	FT%	7-12	58.3%														
6	Victor Iwuakor	21:36	0-3	0-0	0-1	5 3 8	3	3	0	0	1	1	1	-2	GM	FG%	25-62	40.3%													
3	Trey Phipps	01:40	0-0	0-0	0-0	0 0 0	0	0	0	0	0	0	0	-6	3PT%	8-21	38.1%														
Team													Dead Ball Rebounds: 2.0																		
Totals													25-62	8-21	8-14	13	29	42	16	17	66	9	14	9	1	3	5	Technical Fouls: NONE			

Biggest lead		Bama		OU		Points from Turnovers		Bama		OU		Period by Period Scoring		
		5 (1st 4:16)		12 (2nd 9:43)		18		28		28				
		11 (2nd 6:52)		9 (1st 16:06)		20		28		10		Bama 29 32 61		
Best Scoring Run		11 (2nd 6:52)		9 (1st 16:06)		20		28		10		Bama 29 32 61		
Lead Changes		6		6		8		12		11		OU 32 34 66		
Times Tied		8		8		12		11		12				
Time with Lead		06:07		29:51		11		12						

### GAME 19 - ALABAMA 78, LSU 60

LSU - 60													Record: 11-6 (6-4)																		
NO.	Name	Min	FG	3P	FT	Rebounds	Fouls	TP	AS	TO	ST	Blocks	+/-	Shooting By Period																	
			M/A	M/A	M/A	OR DR TOT	PF	FD				BS BA	+/-	1st	2nd	3rd	4th														
0	Mwani Wilkinson	F 24:06	2-3	0-0	0-0	1 2 3	2	1	4	3	0	1	1	0	-4	1st	FG%	11-32	34.4%												
2	Trendon Watford	F 35:00	3-13	0-2	3-8	2 7 9	0	7	9	3	2	0	0	-23	3PT%	2-9	22.2%														
11	Josh LeBlanc	F 25:00	2-5	0-0	1-2	3 3 0	4	1	1	2	1	1	1	-22	FT%	6-8	75%														
1	Javonte Smart	G 35:36	4-15	2-6	4-4	0 3 3	1	2	14	0	2	0	0	-20	2nd	FG%	9-33	27.3%													
24	Cameron Thomas	G 34:14	8-19	2-4	4-4	0 5 5	2	3	22	0	2	0	0	-22	3PT%	2-8	25.0%														
32	Shareef O'Neal	14:21	0-1	0-1	1-2	1 2 3	1	2	1	0	0	0	0	-6	FT%	10-14	71.4%														
3	Jalen Cook	10:15	0-3	0-2	0-0	0 0 0	2	0	0	0	0	0	0	-2	GM	FG%	20-65	30.8%													
25	Eric Gaines	16:54	1-5	0-1	4-4	0 1 1	2	3	6	1	2	3	0	3	3PT%	4-17	23.5%														
15	Aundre Hyatt	02:17	0-1	0-0	0-0	0 0 0	0	0	0	0	0	0	0	3	FT%	16-22	72.7%														
34	Josh Gray	02:17	0-0	0-0	0-0	1 0 1	0	0	0	0	0	0	0	3																	
Team													Dead Ball Rebounds: 1.0																		
Totals													20-65	4-17	16-22	9	26	35	13	18	60	8	13	14	6	5	-18	Technical Fouls: NONE			

Alabama - 78													Record: 15-4 (10-0)				
NO.	Name	Min	FG	3P	FT	Rebounds	Fouls	TP	AS	TO	ST	Blocks	+/-	Shooting By Period			
			M/A	M/A	M/A	OR DR TOT	PF	FD				BS BA	+/-	1st	2nd	3rd	4th
3	Alex Reese	F 25:30	5-8	1-3	2-2	0 4 4	2	1	13	1	0	1	2	0	15		

2020-21 BOX SCORES

GAME 21 - ALABAMA 81, SOUTH CAROLINA 78

Alabama - 81													Record: 16-5 (11-1)												
NO. Name	Min	FG	3P	FT	Rebounds	Fouls	TP	AS	TO	ST	Blocks	+/-													
		M/A	M/A	M/A	OR DR TOT	PF FD					BS BA														
4 Juwan Gary	F 02:27	1-2	0-0	0-0	1 0 1	1 0	2	0	1	0	0	0	-4												
1 Herbert Jones	G 29:18	1-7	1-1	0-0	1 4 5	5 2	3	7	4	1	2	2	-3												
5 Jaden Shackelford	G 26:40	3-10	0-4	4-4	1 3 4	1 4	10	1	1	1	0	2	-5												
11 Joshua Primo	G 28:35	3-10	3-8	3-4	2 1 3	1 3	12	2	2	0	1	0	0												
23 John Petty Jr.	G 35:55	7-15	3-10	2-2	3 1 4	0 1	9	1	1	0	1	1	0												
3 Alex Reese	19:14	3-7	1-3	2-2	3 1 4	0 1	9	1	1	0	1	1	-1												
13 Jahvon Quinerly	22:40	5-8	3-5	0-1	1 0 1	3 1	13	1	4	1	0	1	-12												
14 Keon Ellis	15:39	2-5	1-3	1-2	0 3 3	2 2	6	3	2	3	1	0	6												
33 James Rojas	18:19	1-4	0-0	4-4	1 3 4	3 5	6	0	3	1	1	1	8												
12 Darius Miles	00:38	0-0	0-0	0-0	0 0 0	1 0	0	0	0	0	0	0	-2												
Team					4 4 8		0																		
Totals	26:68	12:34	17:20	18:23	41	19:22	81	16	22	8	8	7	3												

Shooting By Period

1st FG% 14.36 38.9%

3PT% 6.15 40.0%

FT% 5.6 83.3%

2nd FG% 12.32 37.5%

3PT% 6.19 31.6%

FT% 12.14 85.7%

GM FG% 26.68 38.2%

3PT% 12.34 35.3%

FT% 17.20 85.0%

Dead Ball Rebounds: 3.3

South Carolina - 78													Record: 5-8 (3-6)												
NO. Name	Min	FG	3P	FT	Rebounds	Fouls	TP	AS	TO	ST	Blocks	+/-													
		M/A	M/A	M/A	OR DR TOT	PF FD					BS BA														
10 Justin Minaya	F 37:25	6-12	1-6	2-2	4 3 7	2 4	15	2	0	1	2	0	-1												
15 Wilens Leveque	F 17:51	3-7	0-0	3-4	3 2 5	3 3	9	1	2	0	1	3	15												
00 Al Lawson	G 32:12	8-18	5-13	0-0	6 6 6	2 1	21	1	2	0	0	0	3												
5 Jermaine Cousinard	G 27:46	1-5	0-0	1-2	3 2 3	2 2	5	4	2	0	1	1	-1												
23 Seventh Woods	G 20:16	5-8	0-0	1-2	2 2 4	4 4	11	1	1	0	1	7													
24 Keyshawn Bryant	26:57	7-11	0-0	2-6	3 3 6	2 4	16	1	5	3	0	1	-10												
4 Jalyn McCreary	14:10	1-7	0-0	0-0	0 0 0	4 1	2	1	0	0	0	2	-17												
1 TJ Moss	13:10	1-4	0-3	0-0	0 0 0	1 0	2	1	0	1	0	0	-4												
12 Trae Hannibal	08:15	0-0	0-0	1-2	3 1 0	0 0	0	4	1	0	0	0	-3												
14 Nathan Nelson	01:58	0-0	0-0	0-0	0 0 0	0 0	0	0	0	1	0	0	-4												
Team					3 4 7		0																		
Totals	32:72	6:25	8:14	15:24	39	22:19	78	15	19	12	7	8	-3												

Shooting By Period

1st FG% 15.33 45.5%

3PT% 3.14 21.4%

FT% 3.5 60%

2nd FG% 17.39 43.6%

3PT% 3.11 27.3%

FT% 5.9 55.6%

GM FG% 32.72 44.4%

3PT% 6.25 24.0%

FT% 8.14 57.1%

Dead Ball Rebounds: 5.0

		ALA	USC	Points from Turnovers		Period by Period Scoring		
		8 (2nd 4:20)	11 (1st 14:59)	17	17	1st	2nd	TOT
Biggest lead				26	38	39	42	81
Best Scoring Run		10 (1st 12:05)	9 (1st 16:06)	19	11	36	42	78
Lead Changes		5	7	3	4	3	4	7
Times Tied		7	7	3	4	3	4	7
Time with Lead		24:35	11:32	34	20	36	42	78

GAME 22 - ALABAMA 115, GEORGIA 82

Georgia - 82													Record: 12-8 (5-8)												
NO. Name	Min	FG	3P	FT	Rebounds	Fouls	TP	AS	TO	ST	Blocks	+/-													
		M/A	M/A	M/A	OR DR TOT	PF FD					BS BA														
24 P.J. Horne	F 19:36	0-3	0-2	0-0	1 0 1	4 0	0	0	0	0	0	0	-25												
5 Justin Klier	G 24:28	1-6	0-3	1-2	2 3 5	2 3	0	3	5	2	0	0	-1												
14 Tye Fagan	G 23:59	5-9	0-1	1-2	0 0 0	2 3	11	0	2	1	1	1	-21												
2 Salvin Wheeler	29:42	6-11	0-2	4-4	1 1 2	5 5	16	3	4	3	0	0	-14												
10 Toumani Camara	31:33	5-11	0-2	2-2	5 8 13	4 2	12	5	0	1	2	1	-25												
0 K.D. Johnson	29:28	6-15	2-7	10-15	0 2 2	4 7	24	2	3	4	0	2	-21												
4 Andrew Garcia	13:25	2-4	0-0	3-3	1 0 1	3 2	7	0	2	0	0	0	0												
11 Jaxon Etter	19:41	3-5	0-1	3-3	1 1 2	0 5	9	0	0	1	0	0	-14												
13 Jonathan Ned	01:45	0-1	0-0	0-0	0 0 0	0 0	0	0	0	0	0	0	-3												
23 Mikal Stark	04:50	0-0	0-0	0-0	0 0 0	0 0	0	0	0	0	0	0	-6												
12 Josh Taylor	01:33	0-0	0-0	0-0	0 0 0	0 0	0	0	0	0	0	0	-4												
Team					1 2 3		0																		
Totals	28:65	2:19	24:31	12:17	29	25:24	82	12	13	10	4	5	-33												

Shooting By Period

1st FG% 12.29 41.4%

3PT% 1.10 10.0%

FT% 13.13 100%

2nd FG% 16.36 44.4%

3PT% 1.9 11.1%

FT% 11.18 81.1%

GM FG% 26.65 38.2%

3PT% 2.19 10.5%

FT% 24.31 77.4%

Dead Ball Rebounds: 1.0

Alabama - 115													Record: 17-5 (12-1)												
NO. Name	Min	FG	3P	FT	Rebounds	Fouls	TP	AS	TO	ST	Blocks	+/-													
		M/A	M/A	M/A	OR DR TOT	PF FD					BS BA														
3 Alex Reese	F 19:06	2-4	1-3	2-2	1 4 5	1 1	7	1	1	0	0	0	13												
1 Herbert Jones	G 29:16	7-9	3-4	4-7	0 5 5	1 6	21	4	0	0	3	1	21												
5 Jaden Shackelford	G 27:51	5-7	2-3	6-7	0 3 3	3 7	18	4	2	0	0	0	14												
11 Joshua Primo	G 23:28	6-9	3-4	4-4	1 3 4	2 2	19	0	2	1	0	1	18												
23 John Petty Jr.	G 31:32	5-9	3-7	0-0	2 2 2	0 0	13	2	0	0	1	0	24												
14 Keon Ellis	18:38	3-4	1-2	1-1	1 3 4	4 1	8	3	2	2	0	0	23												
33 James Rojas	16:24	1-3	0-1	3-3	0 1 1	3 5	5	1	2	1	0	1	6												
13 Jahvon Quinerly	21:07	5-8	4-4	2-2	0 1 1	3 1	16	4	3	1	0	1	18												
12 Darius Miles	04:39	2-3	1-2	2-2	1 3 4	3 1	7	0	2	0	0	0	6												
22 Keon Ambrose-Hylton	03:20	0-0	0-0	0-0	0 1 1	2 0	0	0	0	0	0	0	0												
15 Tyler Barnes	01:33	0-0	0-0	1-2	2 2 1	1 1	1	0	0	0	0	0	4												
21 Britton Johnson	01:33	0-0	0-0	0-0	0 1 1	0 0	0	0	0	0	0	0	4												
30 Kendall Wall	01:33	0-0	0-0	0-0	0 0 0	0 0	0	0	0	0	0	0	4												
Team					1 2 3		0																		
Totals	36:56	18:30	25:30	5:31	36	25:25	115	19	18	5	5	4	33												

Shooting By Period

1st FG% 18.30 60.0%

3PT% 4.5 80%

FT% 11.17 64.7%

2nd FG% 18.26 69.2%

3PT% 7.13 53.8%

FT% 21.25 84%

GM FG% 36.56 64.3%

3PT% 18.30 60.0%

FT% 25.30 83.3%

Dead Ball Rebounds: 3.0

		UGA	Bama	Points from Turnovers		Period by Period Scoring		
		3 (1st 18:46)	33 (2nd 0:06)	21	22	1st	2nd	TOT
Biggest lead				46	36	38	44	82
Best Scoring Run		7 (2nd 17:26)	7 (2nd 12:48)	6	6	3	4	7
Lead Changes		3	3	3	4	3	4	7
Times Tied		3	3	3	4	3	4	7
Time with Lead		01:29	35:35	40	37	51	64	115

GAME 23 - ALABAMA 82, VANDERBILT 78

Vanderbilt - 78													Record: 6-12 (2-10)												
NO. Name	Min	FG	3P	FT	Rebounds	Fouls	TP	AS	TO	ST	Blocks	+/-													
		M/A	M/A	M/A	OR DR TOT	PF FD					BS BA														
1 Dylan Diao	F 33:14	5-13	1-2	6-8	4 11 15	3 7	17	1	2	0	1	2	3												
2 Scotty Pippen Jr.	G 31:42	5-13	2-7	12-14	0 3 3	3 8	24	4	3	2	0	1	6												
3 Maxwell Evans	G 28:26	7-9	4-5	0-1	1 1 2	2 1	18	0	2	1	0	0	8												
4 Jordan Wright	G 25:04	3-6	0-0	0-0	1 2 3	3 1	6	5	1	0	0	4													
11 Braelee Albert	G 27:21	1-3	1-3	0-0	1 5 6	4 0	3	0	1	1	0	1	5												
5 D.J. Harvey	14:59	0-2	0-2	0-0	0 0 0	2 1	0	0	0	0	0	0	-16												
12 Trey Thomas	10:50	1-3	0-0	0-0	0 0 0	1 0	2	1	0	0	0	1	-2												
13 Issac McBride	18:46	2-6	2-4	0-0	2 2 3	0 0	6	0	1	0	0	0	-1												
50 Ejike Obinna	03:12	0-0	0-0	0-0	0 0 0	0 0	0	0	0	0	0	0	-5												
10 Myles Slute	06:26	1-2	0-0	0-1	1 1 2	1 1	2	0	0	0	0	0	-6												
Team					1 2 3		0																		
Totals	25:57	10:23	18:24	9:27	36	23:19	78	11	15	5	1	5	-4												



## 2020-21 BOX SCORES

### GAME 25 - ALABAMA 64, MISS STATE 59

Alabama - 64													Record: 19-6 (12-4)		
NO.	Name	Min	FG	3P	FT	Rebounds	Fouls	TP	AS	TO	ST	Blocks	+/-		
			M.A.	M.A.	M.A.	OR DR TOT	PF FD					BS BA			
2	Jordan Bruner	F 16:34	0-3	0-2	0-0	2 0 2	1 0	0	2	0	2	1 1	-4		
1	Herbert Jones	G 33:34	1-9	0-3	0-0	6 8 14	3 4	2	2	2	2	0 2	-1		
5	Jaden Shackelford	G 31:28	5-14	1-5	4-5	0 6 6	1 2	15	0	0	0	0 0	3		
14	Keon Ellis	G 20:40	0-3	0-2	2-2	2 2 4	0 3	2	1	2	0	0 0	-1		
23	John Petty Jr.	G 32:52	2-9	1-6	4-4	1 4 5	2 3	9	2	2	1	1 1	0		
3	Alex Reese	08:58	1-5	1-2	0-0	1 3 4	2 0	3	0	0	1	0 0	0		
11	Joshua Primo	08:16	1-1	0-0	0-0	1 1 2	2 1	2	0	1	0	0 0	1		
13	Jahvon Quinerly	26:45	8-16	3-6	0-0	0 1 1	2 1	19	2	3	2	0 3	12		
4	Juwan Gary	06:26	1-1	0-0	1-2	0 0 0	2 1	3	0	3	2	0 0	6		
33	James Rojas	14:27	2-4	1-2	4-4	3 3 6	2 2	9	0	1	1	1 0	9		
Team						1 0 1		0							
<b>Totals</b>			21-65	7-28	15-17	17 28 45	17 17	64	9	14	11	3 7	5		

Technical Fouls: NONE

Shooting By Period		
1st	2nd	3rd
FG% 12.30 40.0%	FG% 5-12 41.7%	FG% 5-6 83.3%
3PT% 0-0 0%	3PT% 1-6 16.7%	3PT% 1-2 50%
FT% 2-2 100%	FT% 2-6 33.3%	FT% 4-4 100%
GM FG% 21-65 32.3%	GM FG% 15-28 53.6%	GM FG% 8-11 72.7%
3PT% 7-28 25.0%	3PT% 0-0 0%	3PT% 1-2 50%
FT% 15-17 88.2%	FT% 10-11 90.9%	FT% 15-17 88.2%

Dead Ball Rebounds: 0

Mississippi State - 59													Record: 13-12 (7-9)		
NO.	Name	Min	FG	3P	FT	Rebounds	Fouls	TP	AS	TO	ST	Blocks	+/-		
			M.A.	M.A.	M.A.	OR DR TOT	PF FD					BS BA			
24	Abdul Adu	F 29:26	4-6	0-0	1-2	2 7 9	0 3	9	1	1	1	4 1	3		
35	Tolu Smith	F 35:09	6-9	0-0	0-2	5 8 13	3 3	12	0	4	1	0 1	-2		
0	Jalen Johnson	G 19:39	3-7	1-4	0-0	1 2 3	1 1	7	0	1	0	0 0	2		
1	Iverson Molinar	G 34:37	5-15	0-1	1-2	1 5 6	4 2	11	0	4	0	1 0	0		
3	D.J. Stewart Jr.	G 34:23	4-12	0-3	7-9	0 1 1	1 6	15	4	4	1	1 0	-3		
5	Devon Smith	19:51	1-6	0-1	0-0	0 3 3	2 1	2	4	0	2	0 1	-12		
20	Derek Fountain	18:36	1-3	0-2	1-2	1 1 2	2 1	3	1	1	0	0 0	-3		
32	Quinten Post	05:33	0-1	0-1	0-0	0 1 1	2 0	0	0	0	0	1 0	-6		
2	Javian Davis	02:37	0-0	0-0	0-0	0 0 0	1 0	0	0	0	0	0 0	-5		
4	Cameron Matthews	00:09	0-0	0-0	0-0	0 0 0	1 0	0	0	0	0	0 0	-1		
Team						1 1 2		0							
<b>Totals</b>			24-59	1-12	10-17	11 29 40	17 17	59	10	16	5	7 3	5		

Technical Fouls: NONE

Biggest lead		UA	MSU	Points from Turnovers		Period by Period Scoring			
		13 (1st 0:33)	3 (1st 12:44)	12	11	1st	2nd	TOT	
Best Scoring Run		13 (1st 7:11)	6 (1st 12:44)	26	36	UA	34	30	64
Lead Changes		3	10	17		MSU	21	38	59
Times Tied		1		19	6				
Time with Lead		33:17	04:43	Bench	36	5			

### GAME 26 - ALABAMA 70, AUBURN 58

Auburn - 58													Record: 12-14 (6-11)		
NO.	Name	Min	FG	3P	FT	Rebounds	Fouls	TP	AS	TO	ST	Blocks	+/-		
			M.A.	M.A.	M.A.	OR DR TOT	PF FD					BS BA			
10	JT Thor	F 25:27	3-10	0-3	1-3	2 5 7	3 2	7	0	1	1	0 0	-18		
23	Jaylin Williams	F 30:24	5-6	0-1	3-4	1 2 3	3 2	13	1	2	0	1 0	-7		
1	Jamal Johnson	G 35:58	4-13	2-7	0-0	1 3 4	3 2	10	7	5	2	0 2	-14		
22	Allen Flanigan	G 33:41	2-8	0-4	3-4	1 8 9	1 5	7	1	4	0	0 0	-13		
35	Devan Cambridge	G 35:50	4-9	3-6	0-0	0 6 6	3 0	11	1	3	1	0 0	-15		
44	Dylan Cardwell	12:53	2-3	0-0	2-2	2 2 4	1 1	6	0	3	0	1 0	-3		
5	Chris Moore	08:57	0-0	0-0	0-2	1 2 3	1 1	0	0	1	0	0 0	-1		
13	Babatunde Akingbola	07:03	0-1	0-0	0-0	2 2 4	0 0	0	0	1	0	1 0	-1		
12	Lior Berman	04:02	1-1	1-1	1-1	0 0 0	1 1	4	0	0	0	0 0	1		
4	Javon Franklin	04:13	0-1	0-1	0-0	0 0 0	0 1	0	0	0	0	0 0	5		
14	Preston Cook	01:32	0-1	0-1	0-0	0 0 0	0 0	0	0	0	0	0 0	4		
Team						4 2 6		0							
<b>Totals</b>			21-53	6-24	10-16	14 32 46	16 15	58	10	23	4	3 2	-12		

Technical Fouls: NONE

Alabama - 70													Record: 20-6 (15-2)		
NO.	Name	Min	FG	3P	FT	Rebounds	Fouls	TP	AS	TO	ST	Blocks	+/-		
			M.A.	M.A.	M.A.	OR DR TOT	PF FD					BS BA			
2	Jordan Bruner	F 16:58	1-4	1-4	0-0	1 0 1	0 0	3	0	0	2	1 0	6		
1	Herbert Jones	G 30:54	5-11	0-3	0-1	2 7 9	1 5	10	6	4	3	0 0	6		
5	Jaden Shackelford	G 30:54	8-16	5-9	2-2	0 3 3	2 2	23	0	2	2	0 1	13		
11	Joshua Primo	G 13:56	0-5	0-3	2-2	2 1 3	1 1	2	0	0	0	0 0	-2		
23	John Petty Jr.	G 31:03	4-10	3-8	0-0	0 6 6	2 2	11	2	2	1	0 1	0		
3	Alex Reese	06:54	0-1	0-1	0-0	0 1 1	2 0	0	0	0	0	0 0	1		
13	Jahvon Quinerly	29:18	5-13	1-5	0-0	0 1 1	2 1	11	3	0	1	0 2	14		
14	Keon Ellis	14:58	2-3	0-1	1-4	0 2 2	1 4	5	2	1	2	0 0	9		
4	Juwan Gary	12:00	2-3	0-0	0-0	4 0 4	1 0	4	0	0	1	0 0	12		
33	James Rojas	06:51	0-1	0-0	0-0	0 0 0	2 0	0	0	0	0	0 0	1		
15	Tyler Barnes	00:59	0-0	0-0	0-0	0 0 0	0 0	0	0	0	0	0 0	-3		
21	Britton Johnson	00:59	0-0	0-0	0-0	0 0 0	1 0	0	0	0	0	0 0	-3		
12	Darius Miles	00:42	0-1	0-1	0-0	0 0 0	0 0	0	0	0	0	0 0	-3		
22	Keon Ambrose-Hylton	00:42	0-0	0-0	1-2	0 0 0	1 1	0	0	0	0	0 0	-3		
30	Kendall Wall	00:42	0-0	0-0	0-0	1 0 1	0 0	0	0	0	0	0 0	-3		
Team						2 1 3		0							
<b>Totals</b>			27-68	10-35	6-11	12 22 34	15 16	70	13	7	13	2 3	12		

Technical Fouls: NONE

Biggest lead		Auburn	Bama	Points from Turnovers		Period by Period Scoring			
		0 (1st 20:00)	17 (2nd 1:38)	6	24	1st	2nd	TOT	
Best Scoring Run		7 (2nd 8:05)	10 (1st 9:13)	26	32	Auburn	27	31	58
Lead Changes		0	12	12		Bama	37	33	70
Times Tied		0		12					
Time with Lead		00:00	39:44	Bench	10	21			

### GAME 27 - ALABAMA 89, GEORGIA 79

Alabama - 89													Record: 21-6 (15-2)		
NO.	Name	Min	FG	3P	FT	Rebounds	Fouls	TP	AS	TO	ST	Blocks	+/-		
			M.A.	M.A.	M.A.	OR DR TOT	PF FD					BS BA			
2	Jordan Bruner	F 14:49	2-3	2-3	0-0	0 0 0	2 0	6	0	0	1	1 0	18		
1	Herbert Jones	G 30:19	4-8	0-0	2-5	3 3 6	2 3	10	4	6	1	1 0	8		
5	Jaden Shackelford	G 32:14	6-14	2-6	0-2	1 5 6	3 3	14	2	3	2	0 0	15		
11	Joshua Primo	G 23:07	5-14	1-5	0-0	2 3 5	1 0	11	2	1	0	1 0	7		
23	John Petty Jr.	G 29:16	5-8	2-3	3-4	2 5 7	4 4	15	1	3	1	0 0	6		
13	Jahvon Quinerly	23:44	5-8	2-4	6-6	1 3 4	0 5	18	4	5	1	0 1	9		
4	Juwan Gary	08:04	0-4	0-0	0-0	3 2 5	0 1	0	0	0	1	0 0	-14		
14	Keon Ellis	20:14	3-5	1-1	2-3	0 5 5	3 1	9	1	2	0	1 0	-3		
33	James Rojas	09:58	2-3	0-0	1 3 4	1 0	4	0	1	2	0	0 0	-8		
3	Alex Reese	04:08	1-1	0-0	0-0	0 0 0	0 0	2	0	0	1	1 0	-2		
12	Darius Miles	04:07	0-0	0-0	0-0	1 1 1	1 0	0	0	0	1	1 0	8		
Team						1 1 2		0							
<b>Totals</b>			33-68	10-22	13-20	14 31 45	17 17	89	14	22	10	7 1	10		

Technical Fouls: NONE

Georgia - 79													Record: 14-11 (7-11)		
NO.	Name	Min	FG	3P	FT	Rebounds	Fouls	TP	AS	TO	ST	Blocks	+/-		
			M.A.	M.A.	M.A.	OR DR TOT	PF FD					BS BA			
24	P.J. Horne	F 32:08	2-5	2-2	0-0	0 5 5	2 1	8	1	1	1	0 0	-14		
5	Justin Kier	G 33:39	3-4	1-2	2-4	0 5 5	2 2	9	3</						





## 2020-21 BOX SCORES

### GAME 33 - UCLA 88, ALABAMA 78 (OT)

UCLA - 88													Record: 21-9									
NO.	Name	Min	FG	3P	FT	Rebounds	Fouls	TP	AS	TO	ST	Blocks	±	Shooting By Period								
			M/A	M/A	M/A	OR DR TOT	PF FD					BS BA		1 <sup>st</sup>	2 <sup>nd</sup>	3 <sup>rd</sup>						
2	Cody Riley	26:23	5-10	0-0	0-0	1 4 5	3 3	10	0	1	0	4 2	-7	1 <sup>st</sup>	FG%	15-33	45.5%					
1	Jules Bernard	42:12	4-15	4-10	5-5	2 4 6	3 3	17	2	3	0	0 2	8	3 <sup>rd</sup>	FT%	7-15	46.7%					
3	Johnny Juzang	29:57	5-18	1-6	2-2	3 1 4	5 2	13	1	0	2	0 1	-11	2 <sup>nd</sup>	FG%	9-33	27.3%					
4	Jaime Jaquez Jr.	45:00	6-13	2-6	3-4	2 6 8	2 3	17	3	1	3	1 0	8	3 <sup>rd</sup>	3P%	1-12	8.3%					
10	Tyger Campbell	31:11	5-8	0-1	3-5	0 2 2	3 6	13	5	1	2	1 0	-7	FT%	6-9	66.7%						
0	Jaylen Clark	18:09	0-2	0-1	3-4	4 5 9	2 3	3	0	1	0	1 0	15	OT	FG%	5-8	62.5%					
13	Jake Kyman	10:16	0-3	0-1	0-0	0 1 1	2 0	0	1	0	1	0 0	13	3 <sup>rd</sup>	FT%	2-2	100.0%					
34	David Singleton	20:21	4-5	3-4	4-5	0 3 3	1 3	15	0	0	0	0 0	31	FT%	11-13	84.6%						
14	Kenneth Nwuba	01:31	0-0	0-0	0-0	0 0 0	0 0	0	0	0	0	0 0	0	GM	FG%	29-74	39.2%					
Team													3 <sup>rd</sup>	FT%	10-29	34.5%						
Totals													29-74	10-29	20-25	15 27 42	21 23 88	12 8 8	7 5 10	FT%	20-25	80.0%

Technical Fouls: NONE

Dead Ball Rebounds: 2, 1

Alabama - 78													Record: 26-7									
NO.	Name	Min	FG	3P	FT	Rebounds	Fouls	TP	AS	TO	ST	Blocks	±	Shooting By Period								
			M/A	M/A	M/A	OR DR TOT	PF FD					BS BA		1 <sup>st</sup>	2 <sup>nd</sup>	3 <sup>rd</sup>						
2	Jordan Bruner	11:40	1-1	1-1	0-0	0 0 0	0 0	3	2	1	0	1 0	1	1 <sup>st</sup>	FG%	11-25	44.0%					
1	Herbert Jones	30:25	3-6	0-3	2-7	4 5 9	3 5	8	3	4	1	3 0	-2	3 <sup>rd</sup>	FT%	3-10	30.0%					
5	Jaden Shackelford	29:17	2-7	0-2	0-0	0 4 4	2 0	4	0	5	0	0 1	-17	FT%	4-10	40%						
14	Keoni Ellis	24:06	4-5	1-2	1-3	1 8 9	5 4	10	0	1	3	0 0	8	2 <sup>nd</sup>	FG%	13-28	46.4%					
23	John Petty Jr.	41:53	5-15	2-7	4-4	1 4 5	4 3	18	1	1	1	0 1	-10	3 <sup>rd</sup>	FT%	3-12	25.0%					
4	Juwan Gary	23:25	4-5	0-0	0-2	4 1 5	5 1	8	0	1	1	0 1	-4	OT	FG%	6-16	37.5%					
3	Alex Reese	12:56	1-2	1-2	0-2	0 4 4	0 1	3	0	0	0	0 0	4	3 <sup>rd</sup>	3P%	1-6	16.7%					
11	Joshua Primo	16:21	2-6	0-4	2-3	0 2 2	2 2	6	0	0	0	1 0	-13	FT%	0-2	0%						
13	Jahvon Quinerly	34:57	8-22	2-7	2-4	1 2 3	2 5	20	3	1	0	0 4	-17	GM	FG%	30-69	43.5%					
Team													3 <sup>rd</sup>	FT%	7-28	25.0%						
Totals													30-69	7-28	11-25	15 31 46	23 21 78	9 14 6	5 7 10	FT%	11-25	44.0%

Technical Fouls: NONE

Dead Ball Rebounds: 10, 2

	UCLA	Bama	Points from	UCLA	Bama	Period by Period Scoring				
Biggest lead	13 (1 <sup>st</sup> OT 0:21)	8 (1 <sup>st</sup> 12:05)	Turnovers	12	9	1st	2nd	OT1	TOT	
Best Scoring Run	8 (1 <sup>st</sup> 4:16)	14 (1 <sup>st</sup> 12:05)	Paint	32	44	UCLA	40	25	23	88
Lead Changes	8		Second Chance	11	13	Bama	29	36	13	78
Times Tied	11		Fast Breaks	4	10					
Time with Lead	24:48	12:36	Bench	18	37					



# RECORDS AND HISTORY

## INSIDE

Records Reference	80
Scoring Records	81-83
1,000-Point Scorers	84-87
Individual Records	88-93
Team Records	94-96
100-Point Games	97
Overtime Games	98
Coleman Coliseum Records	99
Coaching Records	100
All-Americans	101-104
SEC Honors	105-106
Academic Honors	107
Yearly Records	108-109
Year-by-Year Leaders	110-114
Yearly Results	115-132
Series Histories	133-146
Letterwinners	147-149
All-Time Starters	150-152
NBA History	153-161
USA Basketball	162





## CRIMSON TIDE RECORDS QUICK REFERENCE

### POINTS

Game:	50	Mike Nordholz vs. Southern Miss	Dec. 12, 1966
Season:	747	Reggie King	1978-79
Career:	2,168	Reggie King	1976-79

### SCORING AVERAGE

Season:	24.6	Jack Kubiszyn 516 points, 21 games	1956-57
Career:	20.0	Jerry Harper 1,688 points, 93 games	1953-56

### SINGLE-SEASON SCORING LEADERS BY CLASS

Freshman:	632	Collin Sexton	2017-18
Sophomore:	661	James Robinson	1991-92
Junior:	620	Wendell Hudson	1972-73
Senior:	747	Reggie King	1978-79

### FIELD GOALS MADE

Game:	22	Mike Nordholz vs. Southern Miss	Dec. 12, 1966
Season:	289	Reggie King	1978-79
Career:	842	Reggie King	1976-79

### FIELD GOALS ATTEMPTED

Game:	39	Jack Kubiszyn vs. Mississippi College	Jan. 2, 1957
Season:	557	Jack Kubiszyn	1957-58
Career:	1,723	Jerry Harper	1953-56

### FIELD GOAL PERCENTAGE (made 10 or more)

Game:	1.000	Michael Ansley (12-for-12) vs. New Mexico State	Nov. 27, 1987
	1.000	Bobby Lee Hurt (11-for-11) vs. Texas Southern	Dec. 20, 1982
	1.000	Michael Ansley (10-for-10) vs. Murray State	Dec. 9, 1985
Season:	.726	Donta Hall (151-of-208)	2017-18
Career:	.661	Donta Hall (400-of-605)	2016-19

### FREE THROWS MADE

Game:	18	Paul Ellis vs. Ole Miss	Feb. 7, 1972
Season:	196	Collin Sexton	2017-18
Career:	484	Reggie King	1976-79

### FREE THROWS ATTEMPTED

Game:	26	Bob Andrews vs. Florida State	Dec. 7, 1964
Season:	263	Jim Fulmer	1956-57
Career:	784	Jerry Harper	1953-56

### FREE THROW PERCENTAGE (made 10 or more)

Game:	1.000	Last: Kira Lewis Jr. (11-for-11) vs. Wichita St.	Nov. 18, 2018
Season:	.892	Ronald Steele (124-of-139)	2005-06
Career:	.867	Ronald Steele (255-of-294)	2005-09

### THREE-POINT FIELD GOALS MADE

Game:	10	John Petty Jr., 2x, last vs. Samford	Dec. 18, 2019
Season:	113	Eric Washington	1995-96
Career:	263	Brian Williams	1996-99

### THREE-POINT FIELD GOALS ATTEMPTED

Game:	24	Brian Williams vs. Weber State	Dec. 21, 1999
Season:	279	Eric Washington	1995-96
Career:	738	Brian Williams	1996-99

### THREE-POINT FIELD GOAL PERCENTAGE (min. 5 made)

Game:	.875	Ronald Steele (7-of-8) vs. Arkansas	Feb. 21, 2006
Season:	.515	Gary Waites (52-of-101)	1990-91
Career:	.485	Mark Gottfried (81-of-167)	1985-87

### REBOUNDS

Game:	33	Jerry Harper vs. Louisiana College	Jan. 21, 1956
Season:	517	Jerry Harper	1955-56
Career:	1,688	Jerry Harper	1953-56

### REBOUNDING AVERAGE

Season:	21.5	Jerry Harper 517 rebounds, 24 games	1955-56
Career:	18.2	Jerry Harper 1,688 rebounds, 93 games	1953-56

### ASSISTS

Game:	18	Ronald Steele vs. East Tennessee State	Dec. 1, 2004
Season:	241	Terry Coner	1985-86
Career:	664	Terry Coner	1984-87

### BLOCKS

Game:	14	Roy Rogers vs. Georgia	Feb. 10, 1996
Season:	156	Roy Rogers	1995-96
Career:	286	Robert Horry	1989-92

### STEALS

Game:	10	Anthony Murray vs. Michigan	Dec. 2, 1978
Season:	79	Anthony Murray	1977-78
Career:	263	Trevor Releford	2011-14

### TRIPLE-DOUBLES

Kira Lewis Jr. (10 pts, 10 rebs, 13 asts) at Auburn	Feb. 12, 2020
Roy Rogers (27 pts, 10 rebs, 10 blks) vs. LSU	Feb. 17, 1996
Roy Rogers (15 pts, 12 rebs, 14 blks) at Georgia	Feb. 10, 1996



Trevor Releford finished as the Tide's career leader in steals, collecting 263 throughout his four seasons (2011-14).

## SINGLE-GAME SCORING LEADERS

Pts.	Player	Opponent	Date	
1.	50	Mike Nordholz	Southern Miss	Dec. 12, 1966
2.	47	Jack Kubiszyn	Mississippi College	Jan. 2, 1957
3.	46	Bob Andrews	Tulane	Feb. 13, 1965
4.	45	Jack Kubiszyn	Ole Miss	Dec. 28, 1957
5.	43	Reggie King	Virginia	Dec. 29, 1978
		Jerry Harper	Georgia	Jan. 28, 1956
7.	41	Jack Kubiszyn	Samford	Jan. 27, 1958
		Jerry Harper	Louisiana College	Jan. 21, 1956
9.	40	Collin Sexton	Minnesota	Nov. 25, 2017
10.	39	John Petty Jr.	Samford	Dec. 18, 2019
		Antonio McDyess	Pennsylvania	March 16, 1995
11.	38	Reggie King	Kentucky	March 1, 1979
		Jack Kubiszyn	Auburn	1958-59
		Jerry Harper	Auburn	1956-57
		George Linn	TCU	Dec. 9, 1955
15.	37	Kira Lewis Jr.	Georgia	Feb. 8, 2020
		Mike Nordholz	Jacksonville State	Dec. 1, 1966
		Jerry Harper	Kentucky	Feb. 26, 1956
		George Linn	Florida	1955-56
18.	36	Trevor Releford	LSU	Feb. 23, 2013
		Alvin Lee	Vanderbilt	Feb. 17, 1988
		Reggie King	Kentucky	Feb. 10, 1979
		Charles Cleveland	Mississippi State	March 3, 1973
		Jack Kubiszyn	Florida	1957-58
		Paul Sullivan	Mississippi State	Feb. 5, 1951
24.	35	Retin Obasohan	LSU	Feb. 17, 2016
		Eric Washington	Tulane	March 28, 1996
		James Robinson	LSU	Jan. 6, 1993
		Leon Douglas	North Carolina	March 13, 1976
		Leon Douglas	Ole Miss	Feb. 16, 1976
		Gary Elliot	Southern Miss	Dec. 13, 1967
		Bob Andrews	Ole Miss	Jan. 1, 1965
		Jack Kubiszyn	Eastern Kentucky	Dec. 8, 1957
		Jim Fulmer	Auburn	1956-57
		Jack Kubiszyn	Eastern Kentucky	Dec. 8, 1956
		Jerry Harper	Georgia Tech	Feb. 5, 1955
		George Linn	Marquette	Dec. 30, 1955
36.	34	John Petty Jr.	Iowa State	Nov. 28, 2019
		Trevor Releford	UCLA	Dec. 28, 2013
		Richard Hendrix	Alabama State	Dec. 9, 2006
		Earnest Shelton	Mississippi State	Jan. 18, 2005
		Schea Cotton	Mississippi State	March 4, 2000
		Buck Johnson	Florida	Feb. 25, 1986
		Leon Douglas	Kentucky	Feb. 22, 1975
		Leon Douglas	Kentucky	Jan. 29, 1973
		Jimmy Hollon	Georgia	Feb. 9, 1970
		Bobby Lynch	Kentucky	Jan. 26, 1970
		Jerry Harper	Georgia	Feb. 11, 1956
		Jerry Harper	Florida	1955-56
47.	33	Levi Randolph	Missouri	Feb. 22, 2014
		Kennedy Winston	Charlotte	Dec. 4, 2004
		Mo Williams	Florida Atlantic	March 14, 2002
		Rod Grizzard	Tennessee	March 8, 2002
		James Robinson	Old Dominion	Dec. 14, 1991
		Alvin Lee	South Carolina	Dec. 9, 1988
		Buck Johnson	Georgia	Jan. 4, 1986
		Reggie King	Tennessee	Jan. 22, 1977
		Charles Cleveland	Georgia	Feb. 26, 1974
		Alan House	Ole Miss	Feb. 1, 1971
		Mike Nordholz	Samford	Jan. 21, 1967
		Henry Hoskins	Virginia Tech	Jan. 4, 1961
		Larry Pennington	Vanderbilt	Feb. 1, 1960
		Jim Fulmer	Georgia	1956-57
		Jack Kubiszyn	Southern Miss	Dec. 15, 1956
		Jim Fulmer	Birmingham-Southern	Dec. 5, 1956
		Jerry Harper	Mississippi State	Jan. 9, 1956
		Jerry Harper	Mississippi State	Jan. 10, 1955
		Jerry Harper	Georgia	1952-53
66.	32	Retin Obasohan	Arkansas	March 2, 2016
		Levi Randolph	Ole Miss	March 3, 2015
		Alonzo Gee	Florida	Jan. 8, 2008
		Robert Horry	Ole Miss	Jan. 22, 1992
		Eddie Phillips	LSU	Jan. 13, 1982
		Harry Hammonds	Southern Miss	Dec. 11, 1965
		Jim Fulmer	Mississippi State	Jan. 7, 1957
		Jack Kubiszyn	Ole Miss	1957-58
74.	31	Collin Sexton	Auburn	Mar. 9, 2018
		Jermareo Davidson	LSU	Jan. 31, 2007

Pts.	Player	Opponent	Date	
		Jean Felix	Marquette	March 16, 2006
		Kennedy Winston	Mississippi State	Feb. 21, 2004
		Latrell Sprewell	Kentucky	Feb. 12, 1992
		Ennis Whatley	Auburn	Jan. 5, 1983
		Reggie King	LSU	Feb. 26, 1979
		Reggie King	Ole Miss	Jan. 10, 1977
		Wendell Hudson	Kentucky	Jan. 29, 1973
		Wendell Hudson	Kentucky	Jan. 26, 1973
		Wendell Hudson	Wake Forest	Dec. 2, 1972
		Wendell Hudson	Texas	Dec. 4, 1971
		Alan House	Ole Miss	March 1, 1971
		Jimmy Hollon	Southern Miss	Dec. 1, 1969
		Gary Elliot	Georgia	Feb. 10, 1969
		Bob Andrews	Florida State	Dec. 7, 1964
		Larry Pennington	Auburn	1959-60
91.	30	Kira Lewis Jr.	Vanderbilt	March 3, 2020
		Kira Lewis Jr.	Penn	Jan. 5, 2020
		John Petty Jr.	Tennessee	Jan. 19, 2019
		Collin Sexton	Arizona	Dec. 9, 2017
		John Petty Jr.	Alabama A&M	Nov. 17, 2017
		Richard Hendrix	Missouri State	Dec. 22, 2008
		James Robinson	Mississippi State	March 6, 1993
		Latrell Sprewell	Virginia	Dec. 1, 1991
		Michael Ansley	Augusta	Dec. 12, 1988
		Michael Ansley	Central Michigan	Nov. 29, 1988
		Michael Ansley	New Mexico State	Nov. 27, 1987
		Michael Ansley	Auburn	Feb. 27, 1988
		Derrick McKey	Florida	Feb. 28, 1987
		Jim Farmer	Arkansas	Dec. 10, 1986
		Buck Johnson	LSU	Jan. 21, 1984
		Buck Johnson	Mississippi State	Feb. 26, 1983
		Eddie Phillips	Mississippi State	Jan. 30, 1980
		Reggie King	Ole Miss	Feb. 8, 1979
		Reggie King	Tennessee	Jan. 6, 1979
		Reggie King	Tennessee	Feb. 11, 1978
		Reggie King	Michigan	Dec. 14, 1977
		Leon Douglas	Vanderbilt	March 8, 1976
		Jimmy Hollon	LSU	Feb. 7, 1970
		Jimmy Hollon	Clemson	Dec. 17, 1969
		Gary Blagburn	Tennessee	Feb. 26, 1962
		Jack Kubiszyn	Louisville	Dec. 7, 1957
		Jack Kubiszyn	Tennessee	Feb. 25, 1957
		Jack Kubiszyn	Georgia	1956-57
		George Linn	Tennessee	Feb. 27, 1956
		George Linn	Auburn	1954-55
		Jerry Harper	Georgia	1953-54
		Paul Sullivan	Florida	1950-51



Mike Nordholz set the single-game scoring record in 1966, when he poured in 50 against Southern Miss.



# RECORDS & HISTORY

## SINGLE-SEASON SCORING

	Pts.	Player	Games	Avg.	Year
1.	747	Reggie King	33	22.6	1978-79
2.	661	James Robinson	34	19.4	1991-92
3.	632	Collin Sexton	33	19.2	2017-18
4.	630	Michael Ansley	31	20.3	1988-89
5.	623	Latrell Sprewell	35	17.8	1991-92
6.	620	Wendell Hudson	30	20.7	1972-73
7.	615	Derrick McKey	33	18.6	1986-87
8.	611	Rod Grizzard	36	17.0	2000-01
9.	599	Buck Johnson	29	20.7	1985-86
10.	598	James Robinson	29	20.6	1992-93
11.	596	Eric Washington	32	18.6	1995-96
12.	583	Jack Kubiszyn	25	23.3	1957-58
13.	580	Retin Obasohan	33	17.6	2015-16
14.	577	Leon Douglas	28	20.6	1975-76
15.	574	Trevor Releford	31	18.5	2013-14
16.	573	Kira Lewis Jr.	31	18.5	2019-20
	573	Kennedy Winston	32	17.9	2004-05
18.	572	Reggie King	27	21.2	1977-78
19.	568	Richard Hendrix	32	17.8	2007-08
20.	564	Tony Mitchell	37	15.2	2010-11
	564	Kennedy Winston	33	17.1	2003-04
22.	561	Michael Ansley	31	18.1	1987-88
23.	559	Leon Douglas	27	20.7	1974-75
24.	557	Jim Fulmer	26	21.4	1956-57
25.	556	Jerry Harper	24	23.2	1955-56
26.	554	Robert Horry	35	15.8	1991-92
	554	James Robinson	33	16.8	1990-91
28.	548	Melvin Cheatum	35	15.7	1989-90
29.	546	Jim Farmer	33	16.5	1986-87
30.	545	Melvin Cheatum	33	16.5	1990-91
31.	543	Reggie King	30	18.1	1976-77
32.	533	George Linn	24	22.2	1955-56
33.	531	Erwin Dudley	35	15.2	2001-02
34.	529	Buck Johnson	22	24.0	1984-85
35.	527	JaMychal Green	34	15.5	2010-11
36.	524	Mike Nordholz	25	21.0	1966-67
37.	523	Levi Randolph	34	15.4	2014-15
38.	520	Earnest Shelton	32	16.3	2004-05
39.	518	Brian Williams	30	17.3	1998-99
40.	517	Erwin Dudley	36	14.4	2000-01
41.	516	Jack Kubiszyn	21	24.6	1956-57
42.	511	Wendell Hudson	26	19.7	1971-72
43.	508	Trevor Releford	34	14.9	2012-13
44.	505	Jerry Harper	24	21.0	1954-55
45.	504	Jimmy Hollon	26	19.4	1969-70
46.	502	Eddie Phillips	30	16.7	1979-80
	502	Mike Nordholz	25	20.0	1967-68
48.	501	Bob Andrews	26	19.3	1964-65
49.	500	Mikhail Torrance	32	15.6	2009-10
	500	Rickey Brown	31	16.1	1976-77
51.	499	Brian Williams	31	16.1	1997-98
52.	494	Rod Grizzard	35	14.1	2001-02
53.	493	Mykal Riley	33	14.9	2007-08
	493	Eddie Phillips	29	17.0	1980-81
55.	491	Earnest Shelton	31	15.8	2003-04
	491	Bobby Lee Hurt	32	15.3	1982-83
57.	487	Ennis Whatley	32	15.2	1982-83
58.	484	Eric Washington	30	16.1	1996-97

	Pts.	Player	Games	Avg.	Year
59.	480	Alonzo Gee	32	15.0	2008-09
	480	Alonzo Gee	33	14.5	2007-08
61.	477	Buck Johnson	28	17.0	1983-84
	477	Eddie Phillips	33	14.5	1978-79
63.	475	Mo Williams	29	16.4	2002-03
64.	468	Richard Hendrix	32	14.6	2006-07
65.	467	Bobby Lee Hurt	30	15.6	1983-84
66.	466	Jaden Shackelford	31	15.0	2019-20
	466	Alan House	26	17.2	1970-71
68.	465	Eddie Phillips	30	15.5	1981-82
69.	461	Jaden Shackelford	33	14.0	2020-21
70.	458	Antonio McDyess	33	13.9	1994-95
	458	Kira Lewis Jr.	34	13.5	2018-19
72.	457	Erwin Dudley	35	13.1	2001-02
	457	Robert Horry	35	13.1	1989-90
74.	453	George Linn	23	19.7	1954-55
75.	448	Derrick McKey	33	13.6	1985-86
76.	446	Chuck Davis	32	13.9	2004-05
	446	Alvin Lee	29	15.4	1987-88
	446	Charles Cleveland	30	14.9	1972-73
79.	444	Ronald Steele	31	14.3	2005-06
	444	Charles Cleveland	26	17.1	1973-74
81.	442	Jermareo Davidson	31	14.3	2005-06
	442	Robert Scott	30	14.7	1979-80
83.	441	Ken Johnson	30	14.7	1979-80
	441	Gary Elliot	24	18.4	1968-69
85.	438	JaMychal Green	31	14.1	2009-10
86.	431	Brian Williams	31	13.9	1996-97
	431	Guy Turner	26	16.6	1966-67
88.	430	Larry Pennington	25	17.2	1960-61
89.	429	Erwin Dudley	29	14.8	2002-03
	429	Terry Williams	30	14.3	1983-84
91.	427	Jerry Harper	24	17.8	1953-54
92.	426	Gary Elliot	26	16.4	1967-68
93.	422	Bobby Lee Hurt	33	12.8	1984-85
	422	Charles Cleveland	27	15.6	1974-75
94.	421	John Petty Jr.	31	14.5	2019-20
	421	Jason Caffey	29	14.5	1992-93
	421	Jim Farmer	33	12.8	1985-86
98.	419	Jermareo Davidson	30	14.0	2006-07
99.	418	Schea Cotton	27	15.5	1999-00
100.	415	Henry Hoskins	25	16.6	1960-61
101.	414	Charles Russell	27	15.3	1974-75
102.	408	Trevor Releford	37	11.0	2010-11
103.	407	Braxton Key	34	12.0	2016-17
	407	Jamal Faulkner	33	12.3	1994-95
	407	T.R. Dunn	31	13.1	1976-77
106.	406	Trevor Lacey	36	11.3	2012-13
107.	404	Alvin Lee	31	13.0	1988-89
108.	403	Alonzo Gee	32	12.6	2006-07
	403	Ray Odums	30	13.4	1972-73
110.	402	John Petty Jr.	32	12.6	2020-21
	402	Mykal Riley	32	12.6	2006-07
111.	401	Jim Fulmer	26	15.4	1957-58
	401	Paul Sullivan	22	18.2	1951-52

## SINGLE-SEASON BY CLASS

### FRESHMAN

	Pts.	Player	Games	Avg.	Year
1.	632	Collin Sexton	33	19.2	2017-18
2.	554	James Robinson	33	16.8	1990-91
3.	477	Eddie Phillips	33	14.5	1978-79
4.	<b>466</b>	<b>Jaden Shackelford</b>	<b>31</b>	<b>15.0</b>	<b>2019-20</b>
5.	458	Kira Lewis Jr.	34	13.5	2018-19

### SOPHOMORE

	Pts.	Player	Games	Avg.	Year
1.	661	James Robinson	34	19.4	1991-92
2.	611	Rod Grizzard	36	17.0	2000-01
3.	573	Kira Lewis Jr.	31	18.5	2019-20
4.	564	Tony Mitchell	37	15.2	2010-11
	564	Kennedy Winston	33	17.1	2003-04

### JUNIOR

	Pts.	Player	Games	Avg.	Year
1.	620	Wendell Hudson	30	20.7	1972-73
2.	615	Derrick McKey	33	18.6	1986-87
3.	598	James Robinson	29	20.6	1992-93
4.	596	Eric Washington	32	18.6	1995-96
5.	573	Kennedy Winston	32	17.9	2004-05

### SENIOR

	Pts.	Player	Games	Avg.	Year
1.	747	Reggie King	33	22.6	1978-79
2.	630	Michael Ansley	31	20.3	1988-89
3.	623	Latrell Sprewell	35	17.8	1991-92
4.	599	Buck Johnson	29	20.7	1985-86
5.	583	Jack Kubiszyn	25	23.3	1957-58

**BOLD** denotes current player



Collin Sexton finished with a UA freshmen scoring record of 632 points in 2017-18, which also ranks as the third-most points in a single season at Alabama.

## SINGLE-SEASON SCORING AVERAGE

Avg.	Player	Games	Points	Year
1. 24.6	Jack Kubiszyn	21	516	1956-57
2. 23.3	Jack Kubiszyn	25	583	1957-58
3. 23.2	Jerry Harper	24	556	1955-56
4. 22.6	Reggie King	33	747	1978-79
5. 22.2	George Linn	24	533	1955-56
6. 21.4	Jim Fulmer	26	557	1956-57
7. 21.2	Reggie King	27	572	1977-78
8. 21.0	Mike Nordholz	25	524	1966-67
8. 21.0	Jerry Harper	24	505	1954-55
10. 20.7	Buck Johnson	29	599	1985-86
20.7	Leon Douglas	27	559	1974-75
20.7	Wendell Hudson	30	620	1972-73
13. 20.6	James Robinson	29	598	1992-93
20.6	Leon Douglas	28	577	1975-76
15. 20.3	Michael Ansley	31	630	1988-89
16. 20.0	Mike Nordholz	25	502	1967-68
17. 19.6	Wendell Hudson	26	511	1971-72
18. 19.4	James Robinson	34	661	1991-92
19.4	Jimmy Hollon	26	504	1969-70
20.19.2	Collin Sexton	33	632	2017-18
21. 19.3	Bob Andrews	26	501	1964-65
22. 18.6	Eric Washington	32	596	1995-96
18.6	Derrick McKey	33	615	1986-87
24. 18.5	Kira Lewis Jr.	31	573	2019-20
18.5	Trevor Releford	31	574	2013-14
26. 18.4	Gary Elliot	24	441	1968-69
18.4	Mike Nordholz	20	368	1965-66
18.9	George Linn	23	453	1954-55
29. 18.2	Jim Fulmer	26	401	1957-58
30. 18.2	Paul Sullivan	22	401	1951-52

Avg.	Player	Games	Points	Year
31. 18.1	Michael Ansley	31	561	1987-88
18.1	Reggie King	30	543	1976-77
33. 17.9	Kennedy Winston	32	573	2004-05
17.9	Charles Cleveland	30	446	1972-73
17.9	Alan House	26	466	1970-71
36. 17.8	Richard Hendrix	32	568	2007-08
17.8	Latrell Sprewell	35	623	1991-92
17.8	Jerry Harper	24	427	1953-54
17.8	Jerry Harper	21	373	1952-53
40. 17.6	Retin Obasohan	33	580	2015-16
41. 17.3	Brian Williams	30	518	1998-99
42. 17.2	Larry Pennington	25	430	1960-61
43. 17.1	Kennedy Winston	33	564	2003-04
17.1	Charles Cleveland	26	444	1973-74
45. 17.0	Rod Grizzard	36	611	2000-01
17.0	Buck Johnson	28	477	1983-84
17.0	Eddie Phillips	29	493	1980-81
48. 16.8	James Robinson	33	554	1990-91
49. 16.7	Eddie Phillips	30	502	1979-80
50. 16.6	Guy Turner	26	431	1966-67
16.6	Henry Hoskins	25	415	1960-61
52. 16.5	Melvin Cheatum	33	545	1990-91
16.5	Jim Farmer	33	546	1986-87
54. 16.4	Mo Williams	29	475	2002-03
55. 16.3	Earnest Shelton	32	520	2004-05
16.3	Gary Elliot	26	426	1967-68
57. 16.1	Brian Williams	31	499	1997-98
16.1	Eric Washington	30	484	1996-97
16.1	Rickey Brown	31	500	1976-77
60. 16.0	Buck Johnson	22	529	1984-85

Avg.	Player	Games	Points	Year
61. 15.8	Earnest Shelton	31	491	2003-04
15.8	Robert Horry	35	554	1991-92
15.8	Porter Powers	19	300	1959-60
64. 15.7	Melvin Cheatum	35	548	1989-90
15.7	Bob Andrews	25	393	1962-63
66. 15.6	Mikhail Torrance	32	500	2009-10
15.6	Bobby Lee Hurt	30	467	1983-84
15.6	Charles Cleveland	27	422	1974-75
69. 15.5	JaMychal Green	34	527	2010-11
15.5	Schea Cotton	27	418	1999-00
15.5	Eddie Phillips	30	465	1981-82
72. 15.4	Levi Randolph	34	523	2014-15
15.4	Alvin Lee	29	446	1987-88
74. 15.3	Bobby Lee Hurt	32	491	1982-83
75. 15.3	Charles Russell	27	414	1974-75
76. 15.2	Tony Mitchell	37	564	2010-11
15.2	Erwin Dudley	35	531	2001-02
15.2	Ennis Whatley	32	487	1982-83
15.2	Leon Douglas	26	396	1973-74
80. 15.0	Jaden Shackelford	31	466	2019-20
15.0	Lonzo Gee	32	480	2008-09
15.0	Alan House	26	389	1971-72

## CAREER SCORING LEADERS - 1,000-POINT CLUB

Points	Player	Years
1. 2,168	Reggie King	1976-79
2. 1,937	Eddie Phillips	1979-82
3. 1,909	Leon Douglas	1973-76
4. 1,873	Trevor Releford	2011-14
5. 1,869	Buck Johnson	1983-86
6. 1,861	Jerry Harper	1953-56
7. 1,813	James Robinson	1991-93
8. 1,775	Erwin Dudley	2000-03
9. 1,759	Brian Williams	1995-99
10. 1,749	Michael Ansley	1986-89
11. 1,697	Bobby Lee Hurt	1982-85
12. 1,656	JaMychal Green	2008-11
13. 1,630	Alonzo Gee	2005-09
14. 1,591	Robert Horry	1989-92
15. 1,575	Melvin Cheatum	1988-91
16. 1,539	John Petty Jr.	2017-21
17. 1,532	Eric Washington	1994-97
18. 1,487	Rod Grizzard	2000-02
19. 1,451	Ken Johnson	1978-81
20. 1,444	George Linn	1953-56
21. 1,394	Mike Nordholz	1966-68
22. 1,336	Levi Randolph	2012-15
23. 1,327	Richard Hendrix	2006-08
24. 1,326	Wendell Hudson	1971-73
25. 1,325	Kennedy Winston	2003-05
26. 1,323	Earnest Shelton	2002-05
27. 1,321	Robert Scott	1977-80
28. 1,312	Charles Cleveland	1973-75
29. 1,268	Jermareo Davidson	2004-07
30. 1,247	T.R. Dunn	1974-77
31. 1,241	Bob Andrews	1963-65
1,241	Jack Kubiszyn	1956-58
33. 1,239	Jason Caffey	1992-95
34. 1,231	Derrick McKey	1985-87
35. 1,214	Terry Coner	1984-87
36. 1,211	Mike Davis	1980-83
37. 1,210	Gary Elliott	1967-69
38. 1,206	Alan House	1970-72
39. 1,197	Jim Farmer	1984-87

Points	Player	Years
40. 1,195	Rickey Brown	1974-77
41. 1,176	Retin Obasohan	2012-16
42. 1,128	Tony Mitchell	2009-11
43. 1,122	Rodney Cooper	2012-15
44. 1,113	Ronald Steele	2004-09
45. 1,112	Ray Odums	1972-74
46. 1,110	Terrance Meade	2000-03
47. 1,080	Jimmy Hollon	1970-72
48. 1,060	Chuck Davis	2003-06
49. 1,056	Mark Gottfried	1985-87
50. 1,032	Senario Hillman	2007-10
51. 1,031	Kira Lewis Jr.	2018-20
52. 1,014	Donta Hall	2016-19

- Fifty-two Alabama players have eclipsed 1,000 career points.
- Jerry Harper was the first to reach the milestone in 1954-55.
- Harper, James "Hollywood" Robinson and Kira Lewis Jr. are the only three to reach the mark in fewer than 80 games.
- Robinson and Lewis are the only players to reach the plateau after only two seasons. Robinson holds the record for fastest to 1,000 points when he achieved the feat in 57 games, while Lewis reached the milestone in his 64th game.
- Jaden Shackelford is the next closest Alabama player who could eclipse the milestone during the 2021-22 campaign. Shackelford, who has played in 64 career contests through his two years, has scored a total of 947 points.

### REGGIE KING Alabama's All-Time Leading Scorer

Reggie King, a two-time All-American who played for Alabama from 1976-79 and went on to star in the NBA, holds Alabama's school career scoring record and is seventh all-time in the SEC with 2,168 career points. He is the only Tide men's basketball player to break the 2,000 points milestone. King saved his best scoring burst for last, amassing 747 points his senior season in 1979, the single-season school scoring record.





## ALABAMA'S 1,000-POINT SCORERS



**1. REGGIE KING** **2,168**

Year	G	FGM	FGA	Pct.	FTM	FTA	Pct.	Pts.	Avg.
1976	28	122	250	.488	62	113	.549	306	10.9
1977	30	213	386	.544	117	179	.654	543	18.1
1978	27	218	371	.588	136	207	.657	572	21.2
1979	33	289	507	.570	169	236	.717	747	22.6
<b>Total</b>	<b>118</b>	<b>842</b>	<b>1,514</b>	<b>.556</b>	<b>484</b>	<b>735</b>	<b>.659</b>	<b>2,168</b>	<b>18.4</b>



**5. BUCK JOHNSON** **1,869**

Year	G	FGM	FGA	Pct.	FTM	FTA	Pct.	Pts.	Avg.
1983	32	104	217	.479	56	88	.636	264	8.3
1984	28	183	256	.514	111	152	.730	477	17.0
1985	33	209	373	.560	111	156	.712	529	16.0
1986	29	235	407	.577	129	155	.832	599	20.7
<b>Total</b>	<b>122</b>	<b>731</b>	<b>1,253</b>	<b>.583</b>	<b>407</b>	<b>551</b>	<b>.739</b>	<b>1,869</b>	<b>15.3</b>



**2. EDDIE PHILLIPS** **1,937**

Year	G	FGM	FGA	Pct.	FTM	FTA	Pct.	Pts.	Avg.
1979	33	201	334	.602	75	108	.694	477	14.5
1980	30	196	381	.514	110	182	.604	502	16.7
1981	29	194	379	.512	105	181	.580	493	17.0
1982	30	179	352	.509	107	138	.775	465	15.5
<b>Total</b>	<b>122</b>	<b>770</b>	<b>1,446</b>	<b>.533</b>	<b>397</b>	<b>609</b>	<b>.652</b>	<b>1,937</b>	<b>15.9</b>



**6. JERRY HARPER** **1,861**

Year	G	FGM	FGA	Pct.	FTM	FTA	Pct.	Pts.	Avg.
1953	21	140	395	.354	93	167	.557	373	17.8
1954	24	169	419	.403	89	161	.553	427	17.8
1955	24	190	458	.415	125	213	.586	505	21.0
1956	24	184	451	.408	166	243	.682	556	23.2
<b>Total</b>	<b>93</b>	<b>683</b>	<b>1,723</b>	<b>.403</b>	<b>473</b>	<b>784</b>	<b>.603</b>	<b>1,861</b>	<b>20.0</b>



**3. LEON DOUGLAS** **1,909**

Year	G	FGM	FGA	Pct.	FTM	FTA	Pct.	Pts.	Avg.
1973	30	160	331	.483	57	110	.518	377	12.7
1974	26	164	335	.490	68	113	.602	396	15.2
1975	27	228	414	.551	103	165	.624	559	20.7
1976	28	228	471	.484	121	204	.593	577	20.6
<b>Total</b>	<b>111</b>	<b>780</b>	<b>1,551</b>	<b>.503</b>	<b>349</b>	<b>592</b>	<b>.590</b>	<b>1,909</b>	<b>17.2</b>



**7. JAMES ROBINSON** **1,813**

Year	G	FGM	FGA	Pct.	3PM	3PA	Pct.	FTM	FTA	Pct.	Pts.	Avg.
1991	33	194	413	.470	64	153	.418	102	146	.699	554	16.8
1992	34	237	533	.445	83	232	.358	104	146	.712	661	19.4
1993	29	202	481	.420	78	222	.351	116	170	.682	598	20.6
<b>Total</b>	<b>96</b>	<b>633</b>	<b>1,427</b>	<b>.444</b>	<b>225</b>	<b>607</b>	<b>.371</b>	<b>322</b>	<b>465</b>	<b>.697</b>	<b>1,813</b>	<b>18.9</b>



**4. TREVOR RELEFORD** **1,873**


Year	G	FGM	FGA	Pct.	3FG	3FGA	Pct.	FTM	FTA	Pct.	Pts.	Avg.
2011	37	152	317	.479	19	68	.279	85	113	.752	408	11.0
2012	32	132	274	.482	21	77	.273	98	120	.817	383	12.0
2013	34	167	351	.476	48	118	.407	126	153	.824	508	14.9
2014	31	187	377	.496	72	183	.393	128	151	.848	574	18.5
<b>Total</b>	<b>134</b>	<b>638</b>	<b>1,319</b>	<b>.484</b>	<b>160</b>	<b>446</b>	<b>.359</b>	<b>437</b>	<b>537</b>	<b>.814</b>	<b>1,873</b>	<b>14.0</b>



**8. ERWIN DUDLEY** **1,775**

Year	G	FGM	FGA	Pct.	3FG	3FA	Pct.	FTM	FTA	Pct.	Pts.	Avg.
2000	29	109	219	.498	2	3	.667	78	103	.757	298	10.3
2001	36	210	397	.529	0	0	.000	97	160	.606	517	14.4
2002	35	207	372	.556	1	1	1.000	116	171	.678	531	15.2
2003	29	162	313	.518	1	3	.333	104	145	.717	429	14.8
<b>Total</b>	<b>129</b>	<b>688</b>	<b>1,301</b>	<b>.529</b>	<b>4</b>	<b>7</b>	<b>.571</b>	<b>395</b>	<b>579</b>	<b>.682</b>	<b>1,775</b>	<b>13.8</b>

ALABAMA'S 1,000-POINT SCORERS



**9. BRIAN WILLIAMS 1,759**

Year	G	FGM	FGA	Pct.	3PM	3PA	Pct.	FTM	FTA	Pct.	Pts.	Avg.
1996	30	101	264	.383	36	110	.327	73	91	.802	311	10.4
1997	31	136	359	.379	74	191	.387	85	108	.787	431	13.9
1998	31	163	454	.395	85	248	.343	88	108	.815	499	16.1
1999	30	162	427	.379	68	189	.360	126	147	.857	518	17.3
<b>Total</b>	<b>122</b>	<b>562</b>	<b>1,504</b>	<b>.374</b>	<b>263</b>	<b>738</b>	<b>.356</b>	<b>372</b>	<b>454</b>	<b>.819</b>	<b>1,759</b>	<b>17.3</b>



**10. MICHAEL ANSLEY 1,749**

Year	G	FGM	FGA	Pct.	3PM	3PA	Pct.	FTM	FTA	Pct.	Pts.	Avg.
1986	33	87	144	.604	0	0	.000	21	39	.538	195	5.9
1987	33	145	243	.597	0	0	.000	73	109	.670	363	11.0
1988	31	218	389	.564	0	1	.000	125	171	.731	561	18.1
1989	31	255	446	.572	1	4	.250	119	155	.768	630	20.3
<b>Total</b>	<b>128</b>	<b>705</b>	<b>1,222</b>	<b>.578</b>	<b>1</b>	<b>5</b>	<b>.200</b>	<b>338</b>	<b>474</b>	<b>.713</b>	<b>1,749</b>	<b>13.7</b>



**11. BOBBY LEE HURT 1,697**

Year	G	FGM	FGA	Pct.	FTM	FTA	Pct.	Pts.	Avg.
1982	31	126	204	.618	65	110	.591	317	10.2
1983	32	190	311	.611	111	160	.694	491	15.3
1984	30	168	253	.664	131	181	.719	467	15.6
1985	33	162	256	.633	98	165	.594	422	12.8
<b>Total</b>	<b>126</b>	<b>646</b>	<b>1,024</b>	<b>.631</b>	<b>405</b>	<b>617</b>	<b>.656</b>	<b>1,697</b>	<b>13.5</b>



**12. JAMYCHAL GREEN 1,656**

Year	G	FGM	FGA	Pct.	3FG	3FGA	Pct.	FTM	FTA	Pct.	Pts.	Avg.
2009	32	126	234	.538	0	1	.000	76	107	.710	328	10.3
2010	31	162	327	.495	0	5	.000	114	164	.695	438	14.1
2011	34	190	374	.508	1	1	1.000	146	198	.737	527	15.5
2012	26	136	249	.546	2	10	.200	89	129	.690	363	14.0
<b>Total</b>	<b>123</b>	<b>614</b>	<b>1,184</b>	<b>.519</b>	<b>3</b>	<b>17</b>	<b>.176</b>	<b>425</b>	<b>598</b>	<b>.711</b>	<b>1,656</b>	<b>13.5</b>



**13. ALONZO GEE 1,630**

Year	G	FGM	FGA	Pct.	3FG	3FA	Pct.	FTM	FTA	Pct.	Pts.	Avg.
2006	31	103	213	.484	24	81	.296	37	72	.514	267	8.6
2007	32	148	319	.464	28	83	.337	79	122	.648	403	12.6
2008	33	169	403	.419	36	116	.310	106	156	.679	480	14.5
2009	32	176	398	.442	27	74	.365	11	161	.627	480	15.0
<b>Total</b>	<b>128</b>	<b>596</b>	<b>1,333</b>	<b>.447</b>	<b>115</b>	<b>354</b>	<b>.325</b>	<b>323</b>	<b>511</b>	<b>.632</b>	<b>1,630</b>	<b>12.7</b>



**14. ROBERT HORRY 1,591**

Year	G	FGM	FGA	Pct.	3PM	3PA	Pct.	FTM	FTA	Pct.	Pts.	Avg.
1989	31	79	185	.427	4	13	.308	38	59	.644	200	6.5
1990	35	75	157	.472	50	117	.427	36	55	.655	457	13.1
1991	32	133	296	.449	33	98	.337	82	102	.804	381	11.9
1992	35	202	417	.484	42	120	.350	119	173	.688	553	15.8
<b>Total</b>	<b>131</b>	<b>481</b>	<b>1,054</b>	<b>.456</b>	<b>129</b>	<b>348</b>	<b>.371</b>	<b>275</b>	<b>377</b>	<b>.729</b>	<b>1,591</b>	<b>12.1</b>



**15. MELVIN CHEATUM 1,575**

Year	G	FGM	FGA	Pct.	3PM	3PA	Pct.	FTM	FTA	Pct.	Pts.	Avg.
1988	31	112	258	.434	0	4	.000	70	95	.737	294	9.5
1989	28	75	157	.472	2	2	1.000	36	55	.655	188	6.7
1990	35	215	415	.484	0	7	.000	224	307	.729	548	15.7
1991	33	217	450	.482	3	8	.375	108	151	.715	545	16.5
<b>Total</b>	<b>127</b>	<b>619</b>	<b>1,280</b>	<b>.484</b>	<b>5</b>	<b>21</b>	<b>.238</b>	<b>438</b>	<b>608</b>	<b>.720</b>	<b>1,575</b>	<b>12.4</b>



**16. JOHN PETTY JR. 1,539**

Year	G	FGM	FGA	Pct.	3FG	3FA	Pct.	FTM	FTA	Pct.	Pts.	Avg.
2018	36	123	313	.393	90	242	.372	32	45	.711	368	10.2
2019	34	118	286	.413	59	171	.345	53	75	.707	348	10.2
2020	29	139	301	.462	85	193	.440	58	86	.674	421	14.5
2021	33	139	331	.420	77	208	.370	47	64	.734	402	12.6
<b>Total</b>	<b>131</b>	<b>519</b>	<b>1,231</b>	<b>.422</b>	<b>311</b>	<b>814</b>	<b>.382</b>	<b>109</b>	<b>270</b>	<b>.704</b>	<b>1,539</b>	<b>11.7</b>



# POSTSEASON HISTORY

## ALABAMA'S 1,000-POINT SCORERS

**17. ERIC WASHINGTON 1,532**

Year	G	FGM	FGA	Pct.	3FG	3FA	Pct.	FTM	FTA	Pct.	Pts.	Avg.
1994	17	23	57	.404	5	28	.179	8	11	.727	59	3.5
1995	33	141	307	.459	69	172	.401	42	52	.808	393	11.9
1996	32	200	469	.426	113	279	.405	83	105	.790	596	18.5
1997	30	167	389	.429	75	199	.377	75	97	.773	484	16.1
<b>Total</b>	<b>112</b>	<b>531</b>	<b>1,222</b>	<b>.434</b>	<b>262</b>	<b>678</b>	<b>.386</b>	<b>208</b>	<b>265</b>	<b>.784</b>	<b>1,532</b>	<b>13.7</b>

**18. ROD GRIZZARD 1,487**

Year	G	FGM	FGA	Pct.	3FG	3FA	Pct.	FTM	FTA	Pct.	Pts.	Avg.
2000	29	135	352	.384	57	192	.297	55	74	.743	382	13.2
2001	36	197	495	.398	70	214	.327	147	181	.812	611	17.0
2002	35	166	392	.423	40	144	.278	122	158	.772	494	14.1
<b>Total</b>	<b>100</b>	<b>498</b>	<b>1,239</b>	<b>.402</b>	<b>167</b>	<b>550</b>	<b>.304</b>	<b>324</b>	<b>413</b>	<b>.785</b>	<b>1,487</b>	<b>14.9</b>

**19. KEN JOHNSON 1,451**

Year	G	FGM	FGA	Pct.	FTM	FTA	Pct.	Pts.	Avg.
1978	27	148	308	.479	26	34	.765	322	11.9
1979	33	164	319	.514	26	36	.722	354	10.7
1980	30	203	415	.489	35	55	.636	441	14.7
1981	29	138	332	.416	58	82	.707	334	11.5
<b>Total</b>	<b>119</b>	<b>653</b>	<b>1,374</b>	<b>.475</b>	<b>145</b>	<b>207</b>	<b>.700</b>	<b>1,451</b>	<b>12.2</b>

**20. GEORGE LINN 1,444**

Year	G	FGM	FGA	Pct.	FTM	FTA	Pct.	Pts.	Avg.
1953	21	46	137	.336	35	63	.556	127	6.0
1954	24	121	332	.364	89	135	.674	331	13.8
1955	24	170	480	.354	113	149	.758	453	18.9
1956	24	198	471	.420	137	171	.801	533	22.2
<b>Total</b>	<b>93</b>	<b>535</b>	<b>1,420</b>	<b>.377</b>	<b>374</b>	<b>518</b>	<b>.722</b>	<b>1,444</b>	<b>15.5</b>

**21. MIKE NORDHOLZ 1,394**

Year	G	FGM	FGA	Pct.	FTM	FTA	Pct.	Pts.	Avg.
1966	20	143	271	.528	84	138	.609	368	18.4
1967	25	201	401	.501	122	193	.632	524	21.0
1968	25	187	392	.477	128	190	.674	502	20.0
<b>Total</b>	<b>70</b>	<b>531</b>	<b>1,064</b>	<b>.499</b>	<b>334</b>	<b>521</b>	<b>.641</b>	<b>1,394</b>	<b>19.9</b>

**22. LEVI RANDOLPH 1,336**

Year	G	FGM	FGA	Pct.	3FG	3FA	Pct.	FTM	FTA	Pct.	Pts.	Avg.
2012	33	80	208	.385	19	71	.268	36	61	.590	215	6.5
2013	36	103	239	.431	28	82	.341	58	81	.716	292	8.1
2014	32	103	245	.420	33	95	.347	67	95	.705	306	9.6
2015	34	169	351	.481	39	112	.348	146	174	.839	523	15.4
<b>Total</b>	<b>135</b>	<b>455</b>	<b>1,043</b>	<b>.436</b>	<b>119</b>	<b>360</b>	<b>.331</b>	<b>307</b>	<b>411</b>	<b>.747</b>	<b>1,336</b>	<b>9.9</b>

**23. RICHARD HENDRIX 1,327**

Year	G	FGM	FGA	Pct.	FTM	FTA	Pct.	Pts.	Avg.
2006	31	108	194	.557	75	116	.647	291	9.4
2007	32	186	309	.602	95	151	.629	468	14.6
2008	33	229	383	.598	108	201	.537	568	17.8
<b>Total</b>	<b>95</b>	<b>523</b>	<b>886</b>	<b>.590</b>	<b>278</b>	<b>468</b>	<b>.594</b>	<b>1,327</b>	<b>14.0</b>

**24. WENDELL HUDSON 1,326**

Year	G	FGM	FGA	Pct.	FTM	FTA	Pct.	Pts.	Avg.
1971	13	73	153	.477	49	77	.636	195	15.0
1972	26	203	392	.518	105	197	.533	511	19.6
1973	30	262	462	.567	96	182	.527	620	20.7
<b>Total</b>	<b>69</b>	<b>538</b>	<b>1,007</b>	<b>.534</b>	<b>250</b>	<b>456</b>	<b>.548</b>	<b>1,326</b>	<b>19.2</b>

**25. KENNEDY WINSTON 1,325**

Year	G	FGM	FGA	Pct.	FTM	FTA	Pct.	Pts.	Avg.
2003	17	63	171	.368	52	78	.667	188	11.1
2004	33	194	430	.451	128	177	.723	564	17.1
2005	32	203	440	.461	107	138	.775	573	17.9
<b>Total</b>	<b>82</b>	<b>460</b>	<b>1,041</b>	<b>.442</b>	<b>287</b>	<b>393</b>	<b>.730</b>	<b>1,325</b>	<b>16.2</b>

**26. EARNEST SHELTON 1,323**

Year	G	FGM	FGA	Pct.	FTM	FTA	Pct.	Pts.	Avg.
2002	28	55	154	.357	18	25	.720	170	6.1
2003	29	48	133	.361	11	22	.500	142	5.1
2004	31	146	344	.424	122	148	.824	491	15.8
2005	32	164	350	.397	101	125	.808	520	16.3
<b>Total</b>	<b>120</b>	<b>413</b>	<b>981</b>	<b>.421</b>	<b>252</b>	<b>320</b>	<b>.788</b>	<b>1,323</b>	<b>11.0</b>

**27. ROBERT SCOTT 1,321**

Year	G	FGM	FGA	Pct.	FTM	FTA	Pct.	Pts.	Avg.
1977	31	103	218	.472	78	98	.796	284	9.2
1978	27	101	231	.442	55	79	.696	257	9.5
1979	33	119	246	.484	100	139	.719	338	10.2
1980	30	175	367	.477	92	130	.708	442	14.7
<b>Total</b>	<b>121</b>	<b>498</b>	<b>1,062</b>	<b>.469</b>	<b>326</b>	<b>446</b>	<b>.729</b>	<b>1,321</b>	<b>10.9</b>

**28. CHARLES CLEVELAND 1,312**

Year	G	FGM	FGA	Pct.	FTM	FTA	Pct.	Pts.	Avg.
1973	30	205	458	.446	36	49	.735	446	14.9
1974	26	192	449	.428	60	78	.769	444	17.1
1975	27	182	438	.416	58	75	.773	422	15.6
<b>Total</b>	<b>83</b>	<b>579</b>	<b>1,345</b>	<b>.430</b>	<b>154</b>	<b>202</b>	<b>.762</b>	<b>1,312</b>	<b>15.8</b>

**29. JERMAREO DAVIDSON 1,268**

Year	G	FGM	FGA	Pct.	3FG	3FGA	Pct.	FTM	FTA	Pct.	Pts.	Avg.
2004	33	67	142	.472	0	0	.000	30	52	.577	164	5.0
2005	32	90	156	.577	0	0	.000	63	96	.656	243	7.6
2006	31	168	352	.477	0	3	.000	106	142	.746	442	14.3
2007	30	149	366	.407	4	16	.250	117	151	.775	419	14.0
<b>Total</b>	<b>126</b>	<b>474</b>	<b>1,016</b>	<b>.467</b>	<b>4</b>	<b>19</b>	<b>.211</b>	<b>315</b>	<b>441</b>	<b>.717</b>	<b>1,268</b>	<b>10.1</b>

**30. T.R. DUNN 1,247**

Year	G	FGM	FGA	Pct.	FTM	FTA	Pct.	Pts.	Avg.
1974	25	99	232	.427	38	58	.655	236	9.4
1975	27	140	297	.471	51	70	.729	331	12.3
1976	28	118	303	.389	37	59	.627	273	9.7
1977	31	173	353	.490	61	86	.709	407	13.1
<b>Total</b>	<b>111</b>	<b>530</b>	<b>1,185</b>	<b>.447</b>	<b>187</b>	<b>273</b>	<b>.685</b>	<b>1,247</b>	<b>11.2</b>

**T31. BOB ANDREWS 1,241**

Year	G	FGM	FGA	Pct.	FTM	FTA	Pct.	Pts.	Avg.
1963	25	135	251	.538	123	158	.779	393	15.7
1964	24	106	258	.412	135	189	.714	347	14.5
1965	26	159	320	.497	183	234	.779	501	19.3
<b>Total</b>	<b>75</b>	<b>400</b>	<b>829</b>	<b>.483</b>	<b>441</b>	<b>581</b>	<b>.759</b>	<b>1,241</b>	<b>16.5</b>

**T31. JACK KUBISZYN 1,241**

Year	G	FGM	FGA	Pct.	FTM	FTA	Pct.	Pts.	Avg.
1956	23	44	135	.326	54	91	.593	142	6.2
1957	21	184	453	.406	148	206	.719	516	24.6
1958	25	202	557	.362	179	233	.768	583	24.2
<b>Total</b>	<b>69</b>	<b>430</b>	<b>1,145</b>	<b>.376</b>	<b>381</b>	<b>530</b>	<b>.719</b>	<b>1,241</b>	<b>18.0</b>

**33. JASON CAFFEY 1,239**

Year	G	FG	FGA	Pct.	FT	FTA	Pct.	Pts.	Avg.
1992	30	31	73	.425	10	30	.333	72	2.4
1993	29	169	326	.518	80	130	.615	421	14.5
1994	24	140	269	.520	90	143	.629	371	12.8
1995	31	148	291	.509	79	145	.545	375	12.1
<b>Totals</b>	<b>119</b>	<b>488</b>	<b>959</b>	<b>.508</b>	<b>259</b>	<b>448</b>	<b>.578</b>	<b>1,239</b>	<b>10.4</b>

**34. DERRICK MCKEY 1,231**

Year	G	FGM	FGA	Pct.	3PM	3PA	Pct.	FTM	FTA	Pct.	Pts.	Avg.
1985	33	74	155	.477	0	0	.000	20	33	.606	168	5.1
1986	33	178	280	.636	0	0	.000	92	117	.786	448	13.6
1987	33	247	425	.581	21	50	.420	100	116	.862	615	18.6
<b>Total</b>	<b>99</b>	<b>499</b>	<b>860</b>	<b>.580</b>	<b>21</b>	<b>50</b>	<b>.420</b>	<b>212</b>	<b>266</b>	<b>.797</b>	<b>1,231</b>	<b>12.4</b>

**35. TERRY CONER 1,214**

Year	G	FGM	FGA	Pct.	3PM	3PA	Pct.	FTM	FTA	Pct
------	---	-----	-----	------	-----	-----	------	-----	-----	-----

## ALABAMA'S 1,000-POINT SCORERS

36. MIKE DAVIS		1,211									
Year	G	FGM	FGA	Pct.	FTM	FTA	Pct.	Pts.	Avg.		
1980	30	55	143	.385	53	77	.688	163	5.4		
1981	29	110	226	.487	75	95	.789	295	10.2		
1982	31	149	305	.489	56	81	.691	354	11.4		
1983	31	164	329	.498	71	93	.763	399	12.9		
<b>Total</b>	<b>121</b>	<b>478</b>	<b>1,003</b>	<b>.477</b>	<b>255</b>	<b>346</b>	<b>.737</b>	<b>1,211</b>	<b>10.1</b>		

37. GARY ELLIOTT		1,210									
Year	G	FGM	FGA	Pct.	FTM	FTA	Pct.	Pts.	Avg.		
1967	26	145	294	.493	53	69	.768	343	13.2		
1968	26	174	398	.437	78	98	.796	426	16.3		
1969	24	179	464	.386	83	98	.847	441	18.4		
<b>Total</b>	<b>76</b>	<b>498</b>	<b>1,156</b>	<b>.431</b>	<b>214</b>	<b>265</b>	<b>.808</b>	<b>1,210</b>	<b>15.9</b>		

38. ALAN HOUSE		1,206									
Year	G	FGM	FGA	Pct.	FTM	FTA	Pct.	Pts.	Avg.		
1970	25	133	283	.470	85	110	.773	351	14.0		
1971	26	161	313	.514	144	186	.774	466	17.9		
1972	26	147	306	.480	95	120	.792	389	15.0		
<b>Total</b>	<b>77</b>	<b>441</b>	<b>902</b>	<b>.489</b>	<b>324</b>	<b>416</b>	<b>.779</b>	<b>1,206</b>	<b>15.7</b>		

39. JIM FARMER		1,197										
Year	G	FGM	FGA	Pct.	3PM	3PA	Pct.	FTM	FTA	Pct.	Pts.	Avg.
1984	12	7	24	.291	0	0	.000	7	13	.538	21	1.8
1985	33	82	186	.441	0	0	.000	45	65	.692	209	6.3
1986	33	168	326	.491	0	0	.000	85	114	.746	421	12.8
1987	33	196	421	.466	36	93	.387	118	133	.887	546	16.5
<b>Total</b>	<b>111</b>	<b>453</b>	<b>957</b>	<b>.473</b>	<b>36</b>	<b>93</b>	<b>.387</b>	<b>255</b>	<b>325</b>	<b>.785</b>	<b>1,197</b>	<b>10.8</b>

40. RICKEY BROWN		1,195									
Year	G	FGM	FGA	Pct.	FTM	FTA	Pct.	Pts.	Avg.		
1974	26	61	155	.394	69	90	.767	191	7.3		
1975	27	74	184	.402	34	58	.586	182	6.7		
1976	28	118	296	.399	86	120	.717	322	11.5		
1977	31	194	459	.423	112	151	.742	500	16.1		
<b>Total</b>	<b>112</b>	<b>447</b>	<b>1,094</b>	<b>.409</b>	<b>301</b>	<b>419</b>	<b>.718</b>	<b>1,195</b>	<b>10.7</b>		

41. RETIN OBASOHAN		1,176										
Year	G	FGM	FGA	Pct.	3FG	3FA	Pct.	FTM	FTA	Pct.	Pts.	Avg.
2013	31	37	99	.374	10	35	.286	37	48	.771	121	3.9
2014	30	83	218	.381	14	57	.246	104	156	.667	284	9.5
2015	31	67	150	.447	17	45	.378	40	66	.606	191	6.2
2016	33	193	410	.471	48	129	.372	146	209	.699	580	17.6
<b>Total</b>	<b>125</b>	<b>380</b>	<b>877</b>	<b>.433</b>	<b>89</b>	<b>266</b>	<b>.335</b>	<b>327</b>	<b>479</b>	<b>.683</b>	<b>1,176</b>	<b>9.4</b>

42. TONY MITCHELL		1,128										
Year	G	FGM	FGA	Pct.	3FG	3FA	Pct.	FTM	FTA	Pct.	Pts.	Avg.
2010	30	113	232	.487	15	57	.263	24	58	.586	275	9.2
2011	37	228	437	.522	31	98	.316	77	117	.658	564	15.2
2012	22	117	260	.450	23	74	.311	32	52	.615	289	13.1
<b>Total</b>	<b>89</b>	<b>458</b>	<b>929</b>	<b>.493</b>	<b>69</b>	<b>229</b>	<b>.301</b>	<b>143</b>	<b>227</b>	<b>.630</b>	<b>1,128</b>	<b>12.7</b>

43. RODNEY COOPER		1,122										
Year	G	FGM	FGA	Pct.	3FG	3FA	Pct.	FTM	FTA	Pct.	Pts.	Avg.
2012	31	56	146	.384	20	69	.290	26	31	.839	158	5.1
2013	35	136	339	.401	40	133	.301	46	72	.639	358	10.2
2014	32	82	235	.349	29	110	.264	46	62	.742	239	7.5
2015	33	127	268	.474	49	131	.374	64	80	.800	367	11.1
<b>Total</b>	<b>131</b>	<b>407</b>	<b>988</b>	<b>.406</b>	<b>138</b>	<b>443</b>	<b>.312</b>	<b>182</b>	<b>245</b>	<b>.743</b>	<b>1,122</b>	<b>8.6</b>

44. RONALD STEELE		1,113										
Year	G	FGM	FGA	Pct.	3FG	3FA	Pct.	FTM	FTA	Pct.	Pts.	Avg.
2005	32	80	169	.473	41	96	.427	52	64	.813	253	7.9
2006	31	133	320	.416	54	131	.412	124	139	.892	444	14.3
2007	26	71	185	.384	46	111	.414	35	40	.875	223	8.6
2009	15	56	153	.366	37	97	.381	44	51	.863	193	12.9
<b>Total</b>	<b>104</b>	<b>340</b>	<b>827</b>	<b>.411</b>	<b>178</b>	<b>435</b>	<b>.409</b>	<b>255</b>	<b>294</b>	<b>.867</b>	<b>1,113</b>	<b>10.7</b>

45. RAY ODUMS		1,112									
Year	G	FGM	FGA	Pct.	FTM	FTA	Pct.	Pts.	Avg.		
1972	26	166	347	.478	49	79	.620	381	14.6		
1973	30	174	387	.450	55	82	.671	403	13.4		
1974	26	139	291	.478	50	80	.625	328	12.6		
<b>Total</b>	<b>82</b>	<b>479</b>	<b>1,025</b>	<b>.467</b>	<b>154</b>	<b>241</b>	<b>.639</b>	<b>1,112</b>	<b>13.6</b>		

46. TERRANCE MEADE		1,110										
Year	G	FGM	FGA	Pct.	3FG	3FA	Pct.	FTM	FTA	Pct.	Pts.	Avg.
2000	28	104	250	.416	60	142	.423	53	74	.716	321	11.5
2001	36	129	316	.408	58	168	.345	72	95	.758	388	10.8
2002	35	92	233	.395	45	136	.331	66	99	.667	295	8.4
2003	25	35	103	.340	19	69	.275	17	25	.680	106	4.2
<b>Total</b>	<b>124</b>	<b>360</b>	<b>902</b>	<b>.399</b>	<b>182</b>	<b>515</b>	<b>.353</b>	<b>208</b>	<b>293</b>	<b>.710</b>	<b>1,110</b>	<b>9.0</b>

47. JIMMY HOLLON		1,080									
Year	G	FGM	FGA	Pct.	FTM	FTA	Pct.	Pts.	Avg.		
1970	26	196	430	.456	112	142	.789	504	19.4		
1971	25	149	345	.432	78	102	.765	376	15.0		
1972	26	78	179	.436	44	50	.800	200	7.7		
<b>Total</b>	<b>77</b>	<b>423</b>	<b>954</b>	<b>.443</b>	<b>234</b>	<b>294</b>	<b>.796</b>	<b>1,080</b>	<b>14.0</b>		

48. CHUCK DAVIS		1,060										
Year	G	FGM	FGA	Pct.	3FGM	3FA	Pct.	FTM	FTA	Pct.	Pts.	Avg.
2003	13	8	22	.364	1	2	.500	2	10	.210	19	1.5
2004	33	143	278	.514	2	6	.333	93	134	.694	381	11.5
2005	32	154	272	.566	2	15	.133	136	173	.786	446	13.9
2007	13	80	142	.563	7	22	.318	47	62	.758	214	16.5
<b>Total</b>	<b>91</b>	<b>385</b>	<b>714</b>	<b>.539</b>	<b>12</b>	<b>45</b>	<b>.267</b>	<b>268</b>	<b>379</b>	<b>.726</b>	<b>1,060</b>	<b>11.6</b>

49. MARK GOTTFRIED		1,056									
Year	G	FGM	FGA	Pct.	FTM	FTA	Pct.	Pts.	Avg.		
1983	27	80	179	.447	55	77	.740	212	8.1		
1985	33	113	265	.426	50	60	.833	276	8.4		
1986	33	103	213	.484	23	28	.821	229	6.9		
1987	33	112	238	.471	34	45	.756	339	10.3		
<b>Total</b>	<b>126</b>	<b>408</b>	<b>894</b>	<b>.456</b>	<b>162</b>	<b>210</b>	<b>.771</b>	<b>1,056</b>	<b>8.4</b>		

50. SENARIO HILLMAN		1,032										
Year	G	FGM	FGA	Pct.	3FGM	3FA	Pct.	FTM	FTA	Pct.	Pts.	Avg.
2007	32	57	132	.432	6	41	.146	17	34	.500	137	4.3
2008	32	161	378	.426	29	101	.287	62	84	.738	413	12.9
2009	31	95	248	.383	21	63	.333	33	46	.717	244	7.9
2010	37	96	241	.398	12	56	.214	34	44	.779	238	6.4
<b>Total</b>	<b>132</b>	<b>409</b>	<b>999</b>	<b>.406</b>	<b>68</b>	<b>261</b>	<b>.261</b>	<b>146</b>	<b>208</b>	<b>.702</b>	<b>1,032</b>	<b>7.8</b>

51. KIRA LEWIS JR.		1,031										
Year	G	FGM	FGA	Pct.	3FG	3FA	Pct.	FTM	FTA	Pct.	Pts.	Avg.
2019	34	157	363	.433	54	151	.358	90	115	.783	458	13.5
2020	31	206	449	.459	56	153	.366	105	131	.802	573	18.5
<b>Total</b>	<b>65</b>	<b>363</b>	<b>812</b>	<b>.447</b>	<b>110</b>	<b>304</b>	<b>.362</b>	<b>195</b>	<b>246</b>	<b>.793</b>	<b>1,031</b>	<b>15.9</b>

52. DONTA HALL		1,014										
Year	G	FGM	FGA	Pct.	3FGM	3FA	Pct.	FTM	FTA	Pct.	Pts.	Avg.
2016	32	36	60	.600	0	0	.000	18	42	.429	90	2.8
2017	34	79	120	.658	0	0	.000	45	75	.600	203	6.0
2018	34	151	208	.726	0	0	.000	60	108	.556	362	10.6
2019	34	133	216	.616	1	1	1.000	89	124	.718	356	10.5
<b>Total</b>	<b>132</b>	<b>400</b>	<b>605</b>	<b>.661</b>	<b>1</b>	<b>1</b>	<b>1.000</b>	<b>213</b>	<b>351</b>	<b>.607</b>	<b>1,014</b>	<b>7.5</b>



Leon Douglas is the only player in Alabama program history to rank in the top three in both career points (3rd) and career rebounds (1-2nd).



## REBOUNING RECORDS

### SINGLE GAME REBOUNING

	Reb.	Player	Opponent	Date
1.	33	Jerry Harper	Louisiana College	Jan. 21, 1956
2.	28	Harry Hammonds	Massachusetts	Dec. 18, 1965
		Jerry Harper	Mississippi State	1956
		Jerry Harper	Georgia Tech	1956
		Jerry Harper	Vanderbilt	1956
6.	27	Jery Harper	Auburn	March 5, 1955
7.	25	Leon Douglas	Kentucky	Jan. 20, 1975
		Jerry Harper	St. John's	Dec. 17, 1955
9.	24	Jerry Harper	Bradley	Dec. 14, 1953
10.	23	Richard Hendrix	Troy	Nov. 9, 2007
12.	22	Wendell Hudson	Oklahoma State	Dec. 17, 1976
		Alan House	Vanderbilt	Jan. 13, 1973
		Alan House	Mississippi State	March 4, 1971
		Jim Bogan	Mississippi State	Jan. 7, 1957
		Jim Fulmer	Canisius	Dec. 22, 1956
16.	21	Leon Douglas	Arizona State	March 15, 1975
17.	20	Roy Rogers	Vanderbilt	Jan. 3, 1996
		Antonio McDyess	Arkansas	March 11, 1995
		Eddie Phillips	Georgia	Feb. 11, 1980
		Reggie King	Auburn	Jan. 28, 1978
		Reggie King	Indiana	Dec. 27, 1977
		Leon Douglas	Georgia	March 1, 1976
		Leon Douglas	Ole Miss	Jan. 13, 1975
		T.R. Dunn	Auburn	Feb. 2, 1974
		Wendell Hudson	Texas	Dec. 4, 1971
		Harry Hammonds	Tulane	Feb. 5, 1966
		Bob Andrews	Howard	Dec. 7, 1963

### SEASON REBOUNING

	Reb.	Player	Games	Avg.	Year
1.	517	Jerry Harper	24	21.5	1955-56
2.	456	Jerry Harper	24	19.0	1954-55
3.	383	Jim Fulmer	26	14.7	1956-57
4.	362	Wendell Hudson	30	12.1	1972-73
5.	361	Erwin Dudley	36	10.0	2000-01
6.	359	Reggie King	27	13.3	1977-78
7.	358	Jerry Harper	21	17.0	1952-53
8.	357	Jerry Harper	24	14.9	1953-54
9.	353	Leon Douglas	27	13.1	1974-75
10.	348	Leon Douglas	28	12.4	1975-76
11.	343	Eddie Phillips	20	11.4	1979-80
12.	340	Wendell Hudson	26	13.1	1971-72
13.	337	Antonio McDyess	33	10.2	1994-95
14.	328	Reggie King	30	10.9	1976-77
15.	327	Reggie King	33	9.9	1978-79
16.	323	Richard Hendrix	32	10.1	2007-08
17.	321	Leon Douglas	30	10.7	1972-73
18.	313	Erwin Dudley	35	8.9	2001-02
19.	310	Buck Johnson	33	9.4	1984-85
20.	303	Alan House	26	11.6	1970-71
21.	301	Harry Hammonds	26	11.6	1965-66
22.	299	Roy Rogers	32	9.3	1995-96
23.	298	Donta Hall	34	8.8	2018-19
24.	296	Robert Horry	35	8.5	1991-92
25.	295	Michael Ansley	31	9.2	1987-88
26.	285	Bobby Lee Hurt	32	8.9	1982-83
27.	284	Michael Ansley	31	9.2	1989-90
28.	283	Eddie Phillips	29	9.8	1981-82
	283	Bobby Lee Hurt	33	8.6	1985-86
30.	276	Erwin Dudley	29	9.5	2003-04
	276	Jermareo Davidson	31	8.9	2006-07
32.	273	Bobby Lee Hurt	28	9.1	1984-85
33.	279	Richard Hendrix	32	8.7	2006-07
34.	270	Jeremy Hays	32	8.4	1999-00
35.	265	Reggie King	28	9.5	1976-77
36.	262	Derrick McKey	33	7.9	1986-87
	262	Melvin Cheatum	33	7.7	1991-92
38.	261	Tony Mitchell	37	7.1	2010-11
39.	259	Michael Ansley	33	7.8	1987-88
40.	258	Eddie Phillips	30	8.6	1982-83
41.	257	Leon Douglas	26	9.9	1974-75
42.	256	JaMychal Green	34	7.5	2010-11
	256	Demetrius Alexander	31	7.3	1998-99
44.	254	Rich Deppe	24	10.6	1969-70

45.	252	Jermareo Davidson	32	7.9	2005-06
	252	Jason Caffey	29	8.7	1993-94
	252	Alan House	25	10.1	1970-71
48.	251	Glen Garrett	30	8.4	1973-74
49.	249	Jason Caffey	31	8.0	1995-96
50.	248	David Benoit	31	8.0	1989-90

### SEASON REBOUNING AVERAGE

	Avg.	Player	Games	Reb.	Year
1.	21.5	Jerry Harper	24	517	1955-56
2.	19.0	Jerry Harper	24	456	1954-55
3.	17.0	Jerry Harper	21	358	1952-53
4.	14.9	Jerry Harper	24	357	1953-54
5.	14.7	Jim Fulmer	26	383	1956-57
6.	13.3	Reggie King	27	359	1977-78
7.	13.1	Leon Douglas	27	353	1974-75
	13.1	Wendell Hudson	26	340	1971-72
9.	12.4	Leon Douglas	28	348	1975-76
10.	12.1	Wendell Hudson	30	362	1972-73

### CAREER REBOUNING

	Reb.	Player	Games	Avg.	Years
1.	1,688	Jerry Harper	93	18.2	1953-56
2.	1,279	Leon Douglas	111	11.5	1973-76
	1,279	Reggie King	119	10.7	1976-79
4.	1,184	Erwin Dudley	129	9.2	2000-02
5.	1,129	Eddie Phillips	122	9.3	1979-82
6.	1,014	Donta Hall	135	6.3	2016-19
7.	1,012	Bobby Lee Hurt	126	8.0	1982-85
8.	968	Michael Ansley	128	7.6	1986-89
9.	933	Buck Johnson	122	7.6	1983-86
10.	929	Robert Horry	135	7.1	1989-92
11.	918	Jermareo Davidson	126	7.3	2004-07
12.	912	JaMychal Green	123	7.4	2009-12
13.	849	Richard Hendrix	94	8.9	2006-08
14.	826	Wendell Hudson	69	11.9	1971-73
15.	795	Alan House	77	10.3	1970-72
16.	785	Melvin Cheatum	127	6.2	1988-91
17.	779	Phillip Lockett	123	6.3	1979-82
18.	751	Jason Caffey	119	6.3	1992-95
19.	749	T.R. Dunn	111	6.8	1974-77
20.	730	Alonzo Gee	128	5.7	2006-09

### CAREER REBOUNING AVERAGE

	Avg.	Player	Years
1.	18.2	Jerry Harper	1953-56
2.	12.0	Wendell Hudson	1971-73
3.	11.5	Leon Douglas	1973-76
4.	10.8	Reggie King	1976-79
5.	10.3	Alan House	1970-72
6.	9.4	Jim Fulmer	1956-58
7.	9.3	Antonio McDyess	1994-95
	9.3	Eddie Phillips	1979-82
9.	9.2	Erwin Dudley	2000-03
	9.2	Rich Deppe	1967-69

## FIELD GOALS MADE

### SINGLE GAME

	FGM	Player	Opponent	Date
1.	22	Mike Nordholz	Southern Miss	Dec. 12, 1966
2.	18	Reggie King	Virginia	March 12, 1979
3.	17	Bob Andrews	Florida State	Dec. 7, 1964
	17	Jack Kubiszyn	Ole Miss	Dec. 28, 1957
	17	Jerry Harper	Louisiana College	Dec. 12, 1956
	17	Jerry Harper	Kentucky	Feb. 26, 1956
7.	16	Antonio McDyess	Pennsylvania	Feb. 16, 1995
	16	Leon Douglas	North Carolina	March 13, 1976
	16	Bob Andrews	Tulane	Feb. 13, 1965
10.	15	Reggie King	Kentucky	March 1, 1979

### SINGLE SEASON

	FGM	Player	Year
1.	289	Reggie King	1978-79
2.	262	Wendell Hudson	1972-73
3.	255	Michael Ansley	1988-89
4.	247	Derrick McKey	1986-87
5.	237	James Robinson	1991-92
6.	235	Buck Johnson	1985-86
7.	228	Tony Mitchell	2010-11
	228	Leon Douglas	1975-76
	228	Leon Douglas	1974-75
10.	227	Latrell Sprewell	1991-92

### CAREER

	FGM	Player	Years
1.	842	Reggie King	1976-79
2.	780	Leon Douglas	1973-76
3.	770	Eddie Phillips	1979-82
4.	731	Buck Johnson	1983-86
5.	705	Michael Ansley	1986-89
6.	694	Jerry Harper	1953-56
7.	688	Erwin Dudley	2000-03
8.	653	Ken Johnson	1978-81
9.	646	Bobby Lee Hurt	1982-85
10.	638	Trevor Releford	2011-14

## FIELD GOALS ATTEMPTED

### SINGLE GAME

	FGA	Player	Opponent	Date
1.	39	Jack Kubiszyn	Mississippi College	Jan. 2, 1957
2.	35	Jack Kubiszyn	Ole Miss	Dec. 28, 1957
3.	33	Mike Nordholz	Southern Miss	Dec. 12, 1966
	33	Jerry Harper	Kentucky	Feb. 25, 1956
5.	32	Jack Kubiszyn	Mississippi College	Jan. 2, 1957
6.	30	Reggie King	Virginia	March 12, 1979
7.	29	Jerry Harper	Louisiana College	Jan. 21, 1956
8.	28	Robert Horry	Ole Miss	Jan. 22, 1992
	28	Gary Elliott	Mississippi State	Feb. 1, 1969
	28	Gary Elliott	LSU	Jan. 4, 1969
	28	Gary Blagburn	Tennessee	Feb. 26, 1962

### SINGLE SEASON

	FGA	Player	Year
1.	557	Jack Kubiszyn	1957-58
2.	553	James Robinson	1991-92
3.	507	Reggie King	1978-79
4.	495	Rod Grizzard	2000-01
5.	481	James Robinson	1992-93
	481	Jim Fulmer	1956-57
7.	480	George Linn	1954-55
8.	471	Leon Douglas	1975-76
	471	George Linn	1955-56
10.	469	Eric Washington	1995-96

### CAREER

	FGA	Player	Years
1.	1,723	Jerry Harper	1953-56
2.	1,551	Leon Douglas	1973-76
3.	1,514	Reggie King	1976-79
4.	1,504	Brian Williams	1996-99
5.	1,446	Eddie Phillips	1979-82
6.	1,427	James Robinson	1991-93
7.	1,420	George Linn	1953-56
8.	1,374	Ken Johnson	1978-81
9.	1,345	Charles Cleveland	1973-75
10.	1,333	Alonzo Gee	2006-09

## FIELD GOAL PERCENTAGE

### SINGLE SEASON (minimum 200 attempts)

	PCT	Player	FG-FGA	Season
1.	.726	Donta Hall	151-of-208	2017-18
2.	.664	Bobby Lee Hurt	168-of-253	1983-84
3.	.636	Derrick McKey	178-of-280	1985-86
4.	.633	Bobby Lee Hurt	162-of-256	1984-85
5.	.629	Richard Hendrix	186-of-309	2006-07
6.	.618	Bobby Lee Hurt	126-of-204	1981-82
7.	.616	Donta Hall	133-of-216	2018-19
8.	.611	Bobby Lee Hurt	190-of-311	1982-83
9.	.602	Eddie Phillips	201-of-334	1978-79
10.	.597	Michael Ansley	145-of-243	1986-87

### CAREER (minimum 800 attempts)

	PCT	Player	FG-FGA	Years
1.	.631	Bobby Lee Hurt	646-of-1,024	1982-85
2.	.583	Buck Johnson	731-of-1,253	1983-86
3.	.580	Derrick McKey	499-of-860	1985-87
4.	.578	Michael Ansley	705-of-1,222	1986-89
5.	.556	Reggie King	842-of-1,514	1976-79
6.	.534	Wendell Hudson	538-of-1,007	1971-73
7.	.533	Eddie Phillips	770-of-1,446	1979-82
8.	.529	Erwin Dudley	688-of-1,301	2000-03
9.	.519	JaMychal Green	614-of-1,184	2009-12
10.	.503	Leon Douglas	780-of-1,551	1973-76



## THREE-POINT FIELD GOALS MADE

### SINGLE GAME

	3FGM	Player	Opponent	Date
1.	10	John Petty Jr.	Samford	Dec. 18, 2019
	10	John Petty Jr.	Alabama A&M	Nov. 17, 2017
3.	8	John Petty Jr.	LSU	Jan. 19, 2021
	<b>8</b>	<b>Jaden Shackelford</b>	<b>East Tennessee State</b>	<b>Dec. 22, 2020</b>
	8	Riley Norris	South Carolina	Jan. 13, 2016
	8	Mykal Riley	Florida	March 13, 2008
	8	Mykal Riley	South Carolina	Feb. 16, 2008
	8	Jean Felix	Marquette	March 16, 2006
	8	Earnest Shelton	Ole Miss	March 11, 2005
	8	Alvin Lee	Southern California	Dec. 7, 1987
	8	Mark Gottfried	Vanderbilt	Feb. 10, 1987

### SINGLE SEASON

	3FGM	Player	Year
1.	113	Eric Washington	1995-96
2.	103	Mykal Riley	2007-08
3.	91	Earnest Shelton	2004-05
4.	90	John Petty Jr.	2017-18
5.	85	John Petty Jr.	2019-20
	85	Brian Williams	1997-98
7.	<b>84</b>	<b>Jaden Shackelford</b>	<b>2019-20</b>
	83	James Robinson	1991-92
9.	81	Mark Gottfried	1991-92
10.	78	James Robinson	1992-93

### CAREER

	3FGM	Player	Years
1.	311	John Petty Jr.	2017-21
2.	263	Brian Williams	1996-99
3.	262	Eric Washington	1994-97
4.	245	Earnest Shelton	2002-05
5.	225	James Robinson	1991-93
6.	182	Terrance Meade	2000-02
7.	180	Mykal Riley	2007-08
8.	178	Ronald Steele	2005-09
9.	174	Marvin Orange	1993-96
10.	167	Rod Grizzard	2000-02

## THREE-POINT FIELD GOALS ATTEMPTED

### SINGLE GAME

	3FGA	Player	Opponent	Date
1.	24	Brian Williams	Weber State	Dec. 21, 1999
2.	23	Rod Grizzard	South Carolina	March 9, 2000
3.	20	Rod Grizzard	Auburn	Feb. 22, 2000
4.	19	Rod Grizzard	Auburn	Feb. 2, 2000
5.	18	Rod Grizzard	Arkansas	Feb. 9, 2000
6.	<b>17</b>	<b>Jaden Shackelford</b>	<b>Auburn</b>	<b>Feb. 12, 2020</b>
	17	Rod Grizzard	Florida	Jan. 22, 2000
	17	Rod Grizzard	St. Louis	Nov. 14, 1999
9.	16	Earnest Shelton	Florida	March 12, 2004
	16	Rod Grizzard	Tennessee	Feb. 26, 2000
	16	Brian Williams	Ole Miss	Feb. 7, 1998

### SINGLE SEASON

	3FGA	Player	Year
1.	279	Eric Washington	1995-96
2.	248	Brian Williams	1997-98
3.	242	John Petty Jr.	2017-18
4.	238	Mykal Riley	2007-08
5.	<b>235</b>	<b>Jaden Shackelford</b>	<b>2019-20</b>
6.	232	James Robinson	1991-92
7.	229	Earnest Shelton	2004-05
8.	222	James Robinson	1992-93
9.	220	Earnest Shelton	2003-04
10.	214	Rod Grizzard	2000-01

### CAREER

	3FGA	Player	Years
1.	814	John Petty Jr.	2017-21
2.	738	Brian Williams	1996-99
3.	681	Earnest Shelton	2001-04
4.	678	Eric Washington	1994-97
5.	607	James Robinson	1991-93
6.	550	Rod Grizzard	2000-02
7.	515	Terrance Meade	2000-02
8.	478	Marvin Orange	1993-96
9.	446	Trevor Releford	2011-14
	446	Mykal Riley	2006-08

*BOLD denotes current player*

## THREE-POINT FIELD GOAL PERCENTAGE

### SINGLE GAME (minimum 7 attempts)

	Pct.	Player	Opponent	Date	
1.	.875	7-8	Ronald Steele	Arkansas	Feb. 21, 2006
2.	.857	7-8	Robert Horry	Vanderbilt	Feb. 9, 1990
	.857	6-7	Mark Gottfried	Mississippi State	Feb. 4, 1987
4.	.800	8-10	John Petty Jr.	LSU	Jan. 19, 2021
	.800	8-10	Mykal Riley	South Carolina	Feb. 16, 2008
6.	.769	10-13	John Petty Jr.	Samford	Dec. 18, 2019
	.769	10-13	John Petty Jr.	Alabama A&M	Nov. 17, 2017
8.	.750	6-8	Marvin Orange	Auburn	March 11, 1994
	.750	6-8	Robert Horry	Colorado State	March 16, 1990
	.750	6-8	Tevin Mack	Kentucky	Jan. 5, 2019

### SEASON (minimum 1.5 made per game)

	Pct.	Player	3FG-FGA	Year
1.	.515	Gary Waites	52-of-101	1990-91
2.	.485	Mark Gottfried	81-of-167	1986-87
3.	.480	Alvin Lee	72-of-150	1987-88
4.	.465	Alvin Lee	60-of-129	1988-89
5.	.442	Travis Stinnett	42-of-95	2000-01
6.	.440	John Petty Jr.	85-of-193	2019-20
7.	.436	Antoine Pettway	34-of-78	2002-03
8.	.433	John Petty Jr.	52-of-120	2020-21
	.433	Mykal Riley	103-of-238	2007-08
10.	.432	Kennedy Winston	60-of-139	2004-05

### CAREER (minimum 100 attempts)

	Pct.	Player	3FG-FGA	Years
1.	.485	Mark Gottfried	81-of-167	1985-87
2.	.473	Alvin Lee	132-of-279	1988-89
3.	<b>.433</b>	<b>Jahvon Quinerly</b>	<b>(34-of-118)</b>	<b>2020-pres.</b>
4.	.421	Ronald Steele	141-of-338	2005-07
5.	.404	Mykal Riley	180-of-446	2007-08
6.	.401	Gary Waites	91-of-227	1988-91
7.	.400	Keith Askins	108-of-270	1987-90
8.	.399	Latrell Sprewell	73-of-183	1991-92
9.	.394	Arthur Edwards	71-of-180	2015-16
10.	.392	Travis Stinnett	58-of-148	1999-2002
11.	.391	Antoine Pettway	118-of-302	2001-04
	.391	Bryan Passink	61-of-156	1993-95

## FREE THROWS MADE

### SINGLE GAME

	FT	Player	Opponent	Date
1.	18	Paul Ellis	Ole Miss	Feb. 7, 1972
2.	17	Levi Randolph	Ole Miss	March 3, 2015
	17	Jerry Harper	Georgia	Jan. 28, 1956
	17	Jim Fulmer	Auburn	Jan. 19, 1957
	17	Jim Fulmer	Georgia	Jan. 28, 1957
	17	Bob Andrews	Florida State	Feb. 7, 1964
7.	16	Lloyd Johnson	Florida	Feb. 7, 1959
8.	15	Collin Sexton	Arizona	Dec. 9, 2017
	15	Erwin Dudley	Arkansas	Feb. 5, 2003
	15	Schea Cotton	Arkansas	Jan. 19, 2000
	15	Schea Cotton	Ole Miss	Jan. 29, 2000
	15	Reggie King	Ohio State	March 21, 1979
	15	Jack Kubiszyn	Howard	Jan. 27, 1958

### SINGLE SEASON

	FT	Player	Year
1.	196	Collin Sexton	2017-18
2.	189	Jim Fulmer	1956-57
3.	183	Bob Andrews	1964-65
4.	179	Jack Kubiszyn	1957-58
5.	169	Reggie King	1978-79
6.	166	Jerry Harper	1955-56
7.	148	Jack Kubiszyn	1956-57
8.	147	Rod Grizzard	2000-01
9.	146	Levi Randolph	2014-15
	146	JaMychal Green	2010-11

### CAREER

	FT	Player	Years
1.	484	Reggie King	1976-79
2.	473	Jerry Harper	1953-56
3.	441	Bob Andrews	1963-65
4.	437	Trevor Releford	2011-14
5.	431	Melvin Cheatum	1988-91
6.	425	JaMychal Green	2009-12
7.	411	Levi Randolph	2012-15
8.	407	Buck Johnson	1983-86
9.	405	Bobby Lee Hurt	1982-85
10.	397	Eddie Phillips	1979-82

## FREE THROW PERCENTAGE

### SINGLE GAME (minimum 10 attempts)

	Pct.	Player	Opponent	Date
1.	1.000	Kira Lewis Jr.	Wichita State	Nov. 18, 2018
	1.000	Dazon Ingram	LSU	Jan. 13, 2018
	1.000	Dazon Ingram	Mississippi State	Jan. 28, 2017
	1.000	Retin Obasohan	LSU	Feb. 17, 2016
	1.000	Levi Randolph	Ole Miss	March 3, 2015
	1.000	JaMychal Green	Oklahoma State	Dec. 18, 2010
	1.000	Melvin Cheatum	Towson	Dec. 28, 1990
	1.000	Robert Horry	Mississippi State	Feb. 13, 1990
	1.000	Alvin Lee	Vanderbilt	Feb. 27, 1988
	1.000	Terry Coner	LSU	March 9, 1987
	1.000	Terry Coner	Mississippi State	Jan. 2, 1986
	1.000	Terry Coner	Florida State	Dec. 16, 1985
	1.000	Terry Coner	New Orleans	Dec. 27, 1984
	1.000	Eddie Phillips	St. John's	March 14, 1982
	1.000	Bobby Lee Hurt	UT-Martin	Dec. 1, 1981
	1.000	Ken Johnson	Florida	Jan. 24, 1981
	1.000	Robert Scott	Kentucky	Jan. 12, 1980
17.	.941	Erwin Dudley	Arkansas	Feb. 5, 2003
	.941	Lloyd Johnson	Florida	Feb. 7, 1959

## FREE THROWS ATTEMPTED

### SINGLE GAME

	FTA	Player	Opponent	Date
1.	26	Bob Andrews	Florida State	Dec. 7, 1964
2.	22	Jim Fulmer	Auburn	Jan. 19, 1957
	22	Jerry Harper	Georgia	Jan. 28, 1956
4.	21	Richard Hendrix	Florida	Jan. 8, 2008
	21	Schea Cotton	Ole Miss	Jan. 29, 2000
6.	20	Paul Ellis	Ole Miss	Feb. 7, 1972
7.	19	Schea Cotton	Arkansas	Jan. 19, 2000
	19	Jack Kubiszyn	BYU	Dec. 30, 1957
9.	18	Schea Cotton	Louisville	Dec. 11, 1999
	18	Jason Caffey	Mississippi State	March 2, 1994

### SINGLE SEASON

	FTA	Player	Year
1.	263	Jim Fulmer	1956-57
2.	252	Collin Sexton	2017-18
3.	243	Jerry Harper	1955-56
4.	236	Reggie King	1978-79
5.	234	Bob Andrews	1964-65
6.	233	Jack Kubiszyn	1957-58
7.	213	Jerry Harper	1954-55
8.	207	Reggie King	1977-78
9.	206	Jack Kubiszyn	1956-57
10.	204	Leon Douglas	1975-76

### CAREER

	FTA	Player	Years
1.	784	Jerry Harper	1953-56
2.	735	Reggie King	1976-79
3.	617	Bobby Lee Hurt	1982-85
4.	609	Eddie Phillips	1979-82
5.	608	Melvin Cheatum	1988-91
6.	598	JaMychal Green	2009-12
7.	592	Leon Douglas	1973-76
8.	581	Bob Andrews	1963-65
9.	579	Erwin Dudley	2000-03
10.	551	Buck Johnson	1983-86

### SEASON (minimum 80 attempts)

	Pct.	Player	FT-FTA	Year
1.	.892	Ronald Steele	124-of-139	2005-06
2.	.890	Justin Coleman	73-of-82	2015-16
3.	.887	Jim Farmer	118-of-133	1986-87
4.	.884	Mikhail Torrance	76-of-86	2008-09
5.	.865	Mikhail Torrance	135-of-156	2009-10
6.	.863	Charles Perry	87-of-101	1963-64
7.	.862	Derrick McKey	100-of-116	1986-87
8.	.857	Mo Williams	84-of-98	2001-02
9.	.848	Trevor Releford	128-of-151	2013-14
10.	.847	J.W. Berry	77-of-91	1962-63

### CAREER (minimum 200 attempts)

	Pct.	Player	FT-FTA	Years
1.	.867	Ronald Steele	255-of-294	2005-09
2.	.862	Mikhail Torrance	244-of-283	2006-09
3.	.847	Mo Williams	182-of-215	2002-03
4.	.836	Justin Coleman	112-of-134	2014-16
	.835	J.W. Berry	167-of-200	1962-64
6.	.814	Trevor Releford	437-of-537	2011-14
7.	.808	Gary Elliott	214-of-265	1967-69
8.	.801	Brian Williams	246-of-307	1995-98
9.	.797	Derrick McKey	212-of-266	1985-87
10.	.796	Jimmy Hollon	234-of-296	1970-72



## ASSISTS

### SINGLE GAME

	Assists	Player	Opponent	Date
1.	18	Ronald Steele	ETSU	Dec. 1, 2004
2.	17	Eric Richardson	Kentucky	Feb. 4, 1984
3.	14	Eric Richardson	Louisiana Tech	Dec. 18, 1982
4.	13	Kira Lewis Jr.	Auburn	Feb. 12, 2020
	13	Terry Coner	Georgia	Jan. 5, 1985
	13	James Sanders	Arizona	March 18, 1990
7.	12	Ennis Whatley	Georgia	March 3, 1982
8.	11	<b>Jahvon Quinerly</b>	<b>Maryland</b>	<b>March 22, 2021</b>
	11	Kira Lewis Jr.	Ole Miss	Feb. 22, 2020
	11	Mikhail Torrance	LSU	Jan. 27, 2010
	11	Terry Coner	Mississippi State	March 7, 1986
	11	Terry Coner	Ole Miss	March 2, 1986
	11	Terry Coner	Vanderbilt	Feb. 22, 1986
	11	Robert Scott	Kentucky	March 1, 1979

### SINGLE SEASON

	Assists	Player	Year
1.	241	Terry Coner	1985-86
2.	220	Ennis Whatley	1982-83
3.	191	Gary Waites	1988-89
	191	Robert Scott	1978-79
5.	186	Eric Richardson	1983-84
6.	184	Terry Coner	1984-85
7.	178	Ennis Whatley	1981-82
8.	177	Ray Odums	1972-73
9.	176	Gary Waites	1990-91
10.	173	Terry Coner	1986-87

### CAREER

	Assists	Player	Years
1.	664	Terry Coner	1984-87
2.	619	Gary Waites	1988-91
3.	463	Anthony Murray	1975-78
4.	453	Ronald Steele	2005-09
5.	444	Robert Scott	1977-80
6.	443	Eric Richardson	1981-84
7.	399	Ray Odums	1972-74
8.	398	Ennis Whatley	1982-83
9.	395	Trevor Releford	2011-14
10.	346	Brian Williams	1996-99

*BOLD denotes current player*

## ASSISTS PER GAME

### SEASON

	APG	Player	Year
1.	7.53	Terry Coner	1985-86
2.	6.89	Eric Richardson	1983-84
3.	6.88	Ennis Whatley	1982-83
4.	6.41	Terry Coner	1986-87
5.	6.16	Gary Waites	1988-89
6.	5.90	Ray Odums	1972-73
7.	5.79	Robert Scott	1978-79
8.	5.74	Ennis Whatley	1981-82
9.	5.58	Terry Coner	1984-85
10.	5.06	Mikhail Torrance	2006-09

### CAREER

	APG	Player	Years
1.	6.32	Ennis Whatley	1982-83
2.	5.44	Terry Coner	1984-87
3.	4.87	Gary Waites	1988-91
4.	4.86	Ray Odums	1972-74
5.	4.46	Ronald Steele	2005-09

## STEALS

### SINGLE GAME

	Steals	Player	Opponent	Date
1.	10	Anthony Murray	Michigan	Dec. 2, 1978
2.	8	Jeremy Hays	Oregon State	Dec. 12, 1998
3.	7	Terry Coner	Auburn	March 7, 1987
	7	Jim Farmer	Appalachain State	Dec. 20, 1986
	7	Anthony Murray	Vanderbilt	Jan. 21, 1978
6.	6	Trevor Releford	Vanderbilt	Jan. 19, 2012
	6	Tony Mitchell	ULM	Dec. 5, 2009
	6	Senario Hillman	Quincy	Dec. 30, 2008
	6	Latrell Sprewell	LSU	Jan. 14, 1992
	6	Mark Gottfried	Mississippi State	Feb. 1, 1986
	6	Michael Davis	Georgia	Feb. 17, 1982

### SINGLE SEASON

	Steals	Player	Year
1.	79	Anthony Murray	1977-78
2.	71	Terry Coner	1984-85
3.	70	Trevor Releford	2012-13
4.	69	Trevor Releford	2013-14
5.	67	Antoine Pettway	2003-04
6.	64	Trevor Releford	2011-12
7.	63	Latrell Sprewell	1991-92
8.	61	Ennis Whatley	1982-83
9.	60	Trevor Releford	2010-11
10.	59	Tony Mitchell	2010-11

### CAREER

	Steals	Player	Years
1.	263	Trevor Releford	2011-14
2.	176	Senario Hillman	2007-10
3.	174	Terry Coner	1984-87
4.	168	Robert Horry	1989-92
5.	167	Herbert Jones	2018-21
6.	165	Mike Davis	1980-83
7.	158	Antoine Pettway	2001-04
8.	155	Eric Richardson	1981-84
9.	154	Retin Obasohan	2012-16
10.	150	Levi Randolph	2012-15

## STEALS PER GAME

### SEASON

	SPG	Player	Year
1.	2.9	Anthony Murray	1977-78
2.	2.2	Trevor Releford	2013-14
	2.2	Terry Coner	1984-85
4.	2.1	Trevor Releford	2012-13
5.	2.0	Trevor Releford	2011-12
	2.0	Antoine Pettway	2003-04
	2.0	Eric Richardson	1983-84
8.	1.9	Ennis Whatley	1982-83
9.	1.8	Latrell Sprewell	1991-92
10.	1.7	Herbert Jones	2020-21
	1.7	Mo Williams	2001-02
	1.7	Eric Washington	1995-96
	1.7	Terry Coner	1985-86
	1.7	Mike Davis	1980-81

### CAREER

	SPG	Player	Year
1.	2.0	Trevor Releford	2011-14
2.	1.5	Mykal Riley	2006-08
	1.5	Mo Williams	2001-03
	1.5	Terry Coner	1984-87
5.	1.4	Tony Mitchell	2009-11
	1.4	Latrell Sprewell	1990-92
7.	1.3	Herbert Jones	2018-21
	1.3	Senario Hillman	2007-10
	1.3	Alonzo Gee	2005-08
	1.3	Antoine Pettway	2001-04
	1.3	Eric Washington	1994-97
	1.3	James Robinson	1990-93
	1.3	Robert Horry	1989-92

## BLOCKS

### SINGLE GAME

	Blocks	Player	Opponent	Date
1.	14	Roy Rogers	Georgia	Feb. 10, 1996
2.	10	Roy Rogers	LSU	Feb. 17, 1996
3.	9	Jermareo Davidson	Southern Miss	Dec. 16, 2006
	9	Roy Rogers	Kentucky	Feb. 20, 1996
5.	8	Donta Hall	Oklahoma	Jan. 27, 2018
	8	Jermareo Davidson	Texas Southern	Nov. 25, 2006
	8	Roy Rogers	Missouri	March 18, 1996
	8	Roy Rogers	Illinois	March 13, 1996
	8	Roy Rogers	New Mexico State	Nov. 18, 1995
	8	Cedric Moore	Texas A&M	Jan. 9, 1993
	8	Phillip Lockett	Austin Peay	Nov. 29, 1979

### SINGLE SEASON

	Blocks	Player	Year
1.	156	Roy Rogers	1995-96
2.	121	Robert Horry	1991-92
3.	80	Leon Douglas	1974-75
4.	78	Leon Douglas	1973-74
5.	77	Robert Horry	1990-91
	77	Leon Douglas	1975-76
7.	76	Derrick McKey	1985-86
8.	75	Derrick McKey	1986-87
9.	70	JaMychal Green	2010-11
	70	Jermareo Davidson	2006-07

### CAREER

	Blocks	Player	Years
1.	286	Robert Horry	1989-92
2.	266	Roy Rogers	1993-96
3.	235	Leon Douglas	1973-76
4.	228	Donta Hall	2016-19
5.	221	Jermareo Davidson	2004-07
6.	212	JaMychal Green	2009-12
7.	205	Jimmie Taylor	2013-17
8.	188	Derrick McKey	1985-87
9.	187	Bobby Lee Hurt	1982-85
10.	152	Richard Hendrix	2006-08

## BLOCKS PER GAME

### SEASON

	BPG	Player	Year
1.	4.9	Roy Rogers	1995-96
2.	3.5	Robert Horry	1991-92
3.	3.0	Leon Douglas	1974-75
4.	2.3	Jermareo Davidson	2006-07
	2.3	Robert Horry	1990-91
	2.3	Derrick McKey	1986-87
	2.3	Derrick McKey	1985-86
8.	2.1	Roy Rogers	1994-95
9.	2.0	Donta Hall	2017-18
	2.0	JaMychal Green	2010-11
	2.0	Richard Hendrix	2007-08
	2.0	Antonio McDyess	1994-95

### CAREER

	BPG	Player	Years
1.	2.61	Roy Rogers	1993-96
2.	2.18	Robert Horry	1989-92
3.	2.11	Leon Douglas	1973-76
4.	1.89	Derrick McKey	1985-87
5.	1.77	Antonio McDyess	1994-95
6.	1.75	Jermareo Davidson	2004-07
7.	1.73	JaMychal Green	2009-12
8.	1.69	Donta Hall	2016-19
9.	1.60	Richard Hendrix	2006-08
10.	1.54	Jimmie Taylor	2013-17

## GAMES PLAYED

### SINGLE SEASON

	G	Player	Years
1.	37	Charvez Davis	2010-11
	37	Ben Eblen	2010-11
	37	Senario Hillman	2010-11
	37	Chris Hines	2010-11
	37	Trevor Releford	2010-11
	37	Tony Mitchell	2010-11
7.	36	Avery Johnson Jr.	2017-18
	36	John Petty Jr.	2017-18
	36	Trevor Lacey	2012-13
	36	Levi Randolph	2012-13
	36	Erwin Dudley	2000-01
	36	Rod Grizzard	2000-01
	36	Tarik London	2000-01
	36	Terrance "Doc" Martin	2000-01
	36	Terrance Meade	2000-01
	36	Kenny Walker	2000-01
	36	Gerald Wallace	2000-01

### CAREER

	G	Player	Years
1.	136	Riley Norris	2015-19
2.	135	Donta Hall	2016-19
	135	Levi Randolph	2012-15
4.	134	Trevor Releford	2011-14
5.	133	Jimmie Taylor	2013-17
	133	Robert Horry	1989-92
7.	132	Senario Hillman	2007-10
8.	131	Rodney Cooper	2012-15
9.	129	Erwin Dudley	2000-03
10.	128	Alonzo Gee	2006-09
	128	Keith Askins	1987-90
	128	Michael Ansley	1986-89

### CONSECUTIVE GAMES

	G	Player	Years
1.	135	Levi Randolph	2012-15
2.	133	Jimmie Taylor	2013-17
3.	128	Alonzo Gee	2006-09
4.	128	Michael Ansley	1986-89
5.	126	Mark Gottfried	1985-87
	126	Bobby Lee Hurt	1982-85

## GAMES STARTED

### SEASON

	GS	Player	Year
1.	36	Trevor Lacey	2012-13
	36	Chris Hines	2010-11
	36	Trevor Releford	2010-11
	36	Erwin Dudley	2000-01
	36	Rod Grizzard	2000-01
	36	Terrance Meade	2000-01
7.	35	Levi Randolph	2012-13
	35	Erwin Dudley	2001-02
	35	Terrance Meade	2001-02
	35	Mo Williams	2001-02
	35	Robert Horry	1991-92
	35	Melvin Cheatum	1989-90
	35	Gary Waites	1989-90

### CAREER

	GS	Player	Years
1.	129	Erwin Dudley	2000-03
2.	126	Trevor Releford	2011-14
3.	121	Jermareo Davidson	2004-07
	121	Eddie Phillips	1979-82
5.	120	Levi Randolph	2012-15
6.	119	Ken Johnson	1978-81
7.	117	Reggie King	1976-79
8.	116	Gary Waites	1988-91
9.	114	JaMychal Green	2009-12
	114	Melvin Cheatum	1988-91



## TEAM RECORDS

### POINTS SCORED

Game	Points	Opponent	Date
1.	123	vs. South Florida (91)	Dec. 9, 1971
2.	115	Georgia (82)	Feb. 13, 2021
3.	114	vs. East Tennessee State (77)	Dec. 1, 2004
	114	vs. Morehead State (68)	Nov. 29, 1976
	114	vs. Samford (57)	Dec. 1, 1964

### In a home game

1.	123	vs. South Florida (91)	Dec. 9, 1971
2.	115	Georgia (82)	Feb. 13, 2021
3.	114	vs. Morehead State (68)	Nov. 29, 1976
	114	vs. Samford (57)	Dec. 1, 1964
5.	113	vs. LSU (75)	Jan. 17, 1976

### In a road game

1.	105	at LSU (75)	Jan. 19, 2021
	105	at Georgia (102) (OT)	Feb. 8, 2020
3.	102	at Charlotte (101) (3OT)	Dec. 4, 2004
	102	at Samford (89)	Jan. 21, 1967
5.	101	at LSU (80)	Jan. 10, 1972
	101	at Ole Miss (91)	Dec. 1, 1971

### At a neutral site

1.	110	vs. Pennsylvania (68)	Dec. 29, 1986
	110	vs. American (87)	Nov. 25, 1978
3.	108	vs. Virginia Tech (78)	Dec. 18, 1976
	108	vs. Southern Miss (80)	Dec. 10, 1971
5.	107	vs. Cornell (84)	Dec. 1, 1972

### In a season

1.	2,761	36 games	2000-01
2.	2,737	35 games	1991-92
3.	2,658	35 games	2001-02
4.	2,641	33 games	1986-87
5.	2,629	33 games	2020-21

### POINTS ALLOWED

Game	Points	Opponent	Date
1.	122	at Southern California	Dec. 21, 1970
2.	121	at Auburn	Feb. 14, 1970
3.	117	at Vanderbilt	Feb. 20, 1967
4.	111	at Kentucky	Feb. 26, 1973
	111	at Vanderbilt	Feb. 21, 1972
	111	vs. Vanderbilt	Feb. 3, 1964

### In a home game

1.	111	vs. Vanderbilt	Feb. 3, 1964
2.	104	vs. LSU	Feb. 7, 1970
3.	99	vs. Florida	March 3, 1983
	99	vs. LSU	Feb. 12, 1972
5.	97	vs. South Florida	Dec. 9, 1971
	97	vs. Florida	Feb. 8, 1964

### In a road game

1.	122	at Southern California	Dec. 21, 1970
2.	121	at Auburn	Feb. 14, 1970
3.	117	at Vanderbilt	Feb. 20, 1967
4.	111	at Kentucky	Feb. 26, 1973
	111	at Vanderbilt	Feb. 21, 1972

### At a neutral site

1.	104	vs. Iowa State	Nov. 28, 2020
2.	103	vs. Providence	March 19, 1987
2.	102	vs. Villanova	March 20, 1977
3.	101	vs. Kentucky	March 1, 1979
5.	93	vs. Auburn	March 5, 1991
	93	vs. Arkansas	March 21, 1991
	93	vs. North Carolina	Nov. 30, 1989

### In a season

1.	2,737	35 games	1991-92
2.	2,543	36 games	2017-18
3.	2,493	33 games	1978-79
4.	2,482	36 games	2000-01
5.	2,449	31 games	2019-20

### POINTS PER GAME

Season	Points	Games	Year
1.	87.9	24 games	1955-56
2.	87.6	26 games	1971-72
3.	84.3	27 games	1974-75
4.	82.5	31 games	1976-77
5.	82.1	30 games	1972-73

### COMBINED POINTS

Game	Points	Opponent	Date
1.	220	Alabama (123) vs. South Florida (97)	Dec. 9, 1971
2.	210	LSU (106) vs. Alabama (104)	Feb. 7, 1970
3.	207	Alabama (105) at Georgia (102)	Feb. 8, 2020
4.	203	Alabama (102) vs. Charlotte (101)	Dec. 4, 2004
	203	Alabama (109) vs. Arkansas (94)	Jan. 30, 2002

### FIELD GOALS MADE

Game	Goals	Opponent	Date
1.	49	vs. South Florida (95 attempts)	Dec. 9, 1971

### Season

1.	1,053	2,076 attempts (33 games)	1978-79
2.	1,042	2,187 attempts (30 games)	1972-73
3.	998	2,114 attempts (35 games)	1991-92
	998	1,851 attempts (33 games)	1985-86
	998	2,111 attempts (31 games)	1976-77

### FIELD GOAL ATTEMPTS

Game	Goals	Opponent	Date
1.	107	vs. Georgia (42 made)	Feb. 13, 1954

### Season

1.	2,199	953 made (36 games)	2000-01
2.	2,187	1,042 made (30 games)	1972-73
3.	2,125	924 made (33 games)	2020-21
4.	2,114	998 made (35 games)	1991-92
5.	2,111	998 made (31 games)	1976-77

### FIELD GOAL PERCENTAGE

Game	Percentage	Opponent	Date
1.	.727	vs. New Orleans (40-for-55)	March 14, 1987

### Season

1.	.539	998-of-1,851	1985-86
2.	.514	976-of-1,900	1986-87
3.	.511	968-of-1,893	1982-83
4.	.508	951-of-1,871	1981-82
5.	.507	1,053-of-2,076	1978-79

### THREE-POINT FIELD GOALS MADE

Game	Goals	Opponent	Date
1.	23	at LSU (43 att.)	Jan. 19, 2021

### Season

1.	348	989 attempts (33 games)	2020-21
2.	334	957 attempts (31 games)	2019-20
3.	259	763 attempts (33 games)	2015-16
4.	255	700 attempts (32 games)	1995-96
5.	249	632 attempts (32 games)	2004-05

### THREE-POINT FIELD GOALS ATTEMPTED

Game	Goals	Opponent	Date
1.	59	at Auburn	Feb. 12, 2020

### Season

1.	989	348 made (33 games)	2020-21
2.	957	334 made (31 games)	2019-20
3.	763	259 made (33 games)	2015-16
4.	718	244 made (34 games)	2018-19
5.	711	232 made (36 games)	2000-01

## TEAM RECORDS

### THREE-POINT PERCENTAGE

#### Game

1. .818 vs. North Carolina A&T (9-for-11) March 12, 1987

#### Season

1.	.443	168-of-379	1986-87
2.	.418	133-of-318	1988-89
3.	.404	103-of-255	1987-88
4.	.399	166-of-416	1990-91
5.	.394	249-of-632	2004-05

### FREE THROWS MADE

#### Game

1. 45 vs. Eastern Kentucky (59 attempts) Dec. 8, 1956

#### Season

1.	652	964 attempts (26 games)	1956-57
2.	623	893 attempts (36 games)	2000-01
3.	621	844 attempts (35 games)	2001-02
4.	561	800 attempts (31 games)	1976-77
5.	555	828 attempts (36 games)	2017-18

### FREE THROWS ATTEMPTED

#### Game

1. 59 Eastern Kentucky (45 made) Dec. 8, 1956

#### Season

1.	964	652 made (26 games)	1956-57
2.	893	623 made (36 games)	2000-01
3.	844	621 made (35 games)	2001-02
4.	828	555 made (36 games)	2017-18
5.	800	561 made (31 games)	1976-77

### FREE THROW PERCENTAGE

#### Game

1. 1.00 vs. Appalachian State (21-for-21) Dec. 20, 1986

#### Season

1.	.787	521-for-662	1986-87
2.	.760	497-of-654	1985-86
3.	.737	466-of-632	1983-84
4.	.736	539-of-732	2004-05
	.736	621-of-844	2001-02

### REBOUNDS

#### Game

1. 82 vs. South Florida Dec. 9, 1971

#### Season

1.	1,526	30 games	1972-73
2.	1,519	36 games	2000-01
3.	1,369	35 games	2001-02
4.	1,343	33 games	2020-21
5.	1,339	37 games	2010-11

### REBOUNDS PER GAME

#### Season

1.	54.0	24 games	1954-55
2.	50.9	30 games	1972-73
3.	50.7	26 games	1971-72
4.	49.8	26 games	1973-74
5.	47.4	27 games	1974-75

### ASSISTS

#### Game

1. 30 vs. East Tennessee State Dec. 1, 2004

#### Season

1.	556	35 games	1989-90
2.	519	30 games	1972-73
3.	515	33 games	2007-08
4.	504	33 games	1985-86
5.	501	33 games	1994-95

### ASSISTS PER GAME

#### Season

1.	17.3	30 games	1972-73
2.	17.0	26 games	1971-72
3.	15.9	35 games	1989-90
4.	15.8	26 games	1970-71
5.	15.6	33 games	2007-08

### STEALS

#### Game

1. 22 vs. Jacksonville State Dec. 14, 2001

#### Season

1.	351	37 games	2010-11
2.	294	36 games	2012-13
3.	280	33 games	2020-21
4.	258	35 games	2001-02
5.	257	35 games	2000-01

### STEALS PER GAME

#### Season

1.	9.4	37 games	2010-11
2.	8.5	33 games	2020-21
3.	8.4	29 games	1980-81
4.	8.2	36 games	2012-13
	8.2	27 games	1977-78

### BLOCKS

#### Game

1. 15 vs. Georgia Feb. 10, 1996

#### Season

1.	223	35 games	1991-92
2.	201	33 games	1994-95
3.	196	32 games	1995-96
4.	192	36 games	2017-18
5.	190	37 games	2010-11

### BLOCKS PER GAME

#### Season

1.	6.4	35 games	1991-92
2.	6.1	32 games	1995-96
	6.1	33 games	1994-95
4.	5.5	31 games	1997-96
5.	5.3	32 games	2006-07
	5.3	33 games	2015-16
	5.3	36 games	2017-18

### FOULS

#### Game

1. 36 at South Carolina Feb. 7, 2017

#### Season

1.	690	36 games	2000-01
2.	677	36 games	2017-18
2.	675	37 games	2010-11
3.	665	34 games	2016-17
5.	658	32 games	1982-83

### COMBINED FOULS

#### Game

1. 62 Alabama (36) at South Carolina (26) Feb. 7, 2017  
 62 Alabama (32) vs. LSU (30) March 6, 1978  
 62 Alabama (31) vs. Florida (31) Feb. 8, 1964



## TEAM RECORDS

### MARGIN OF VICTORY

#### Alabama

1.	61	Alabama 105, Howard 44	Jan. 27, 1958
	61	Alabama 89, Livingston 28	Jan. 30, 1953
	61	Alabama 95, Barin Field 34	Dec. 30, 1952
4.	57	Alabama 101, Mercer 44	Dec. 27, 2003
	57	Alabama 110, Arkansas-Pine Bluff 53	Nov. 25, 2000
	57	Alabama 114, Howard 57	Dec. 1, 1964

#### Opponent

1.	54	Auburn 94, Alabama 40	Jan. 18, 1998
----	----	-----------------------	---------------

### GAMES PLAYED

#### Season

1.	37	25-12	2010-11
2.	36	25-11	2000-01
	36	23-13	2012-13
	36	20-16	2017-18
5.	35	27-8	2001-02
	35	26-9	1991-92
	35	26-9	1989-90

### WINS

#### Season

1.	27	27-8	2001-02
2.	26	26-7	2020-21
	26	26-9	1991-92
	26	26-9	1989-90
	26	26-5	1986-87
6.	25	25-12	2010-11
	25	25-11	2000-01
	25	25-6	1976-77

### FEWEST LOSSES

#### Season

1.	0	20-0	1938-39
2.	3	21-3	1955-56
3.	4	26-4	1986-87
	4	22-4	1973-74
	4	16-4	1931-32

### MOST LOSSES

#### Season

1.	20	4-20	1968-69
----	----	------	---------

### SEC WINS

#### Season

1.	16	16-2	2020-21
	16	16-2	1986-87
3.	15	15-3	1975-76
	15	15-3	1974-75
	15	15-3	1973-74

### MOST SEC LOSSES

#### Season

1.	17	1-17	1968-69
----	----	------	---------

### NON-CONFERENCE WINS

#### Season

1.	17	17-3	2000-01
2.	16	13-4	1989-90
3.	16	16-3	1991-92
4.	15	15-4	2001-02
5.	13	13-4	1994-95

### HOME WINS

#### Season

1.	19	19-0	2010-11
2.	17	17-1	2001-02
3.	17	17-0	2000-01
4.	16	16-4	2012-13
5.	15	15-1	2004-05

### CONSECUTIVE HOME WINNING SEASONS

#### Season

1.	30 seasons	1970-2000
----	------------	-----------

### MOST HOME LOSSES

#### Season

1.	9	3-9	1968-69
----	---	-----	---------

### CONSECUTIVE WINS

#### Single Season

1.	20	20-0	1929-30
----	----	------	---------

#### Multiple Seasons

1.	20	Final 16 games in 1956 and first four games of 1957
----	----	---

### CONSECUTIVE LOSSES

#### Season

1.	15	1968-69
----	----	---------

### CONSECUTIVE HOME WINS

#### Single Season

1.	19	2010-11
----	----	---------

#### Multiple Seasons

1.	54	1929-34
----	----	---------

### CONSECUTIVE 20-WIN SEASONS

1.	5	1973-77
----	---	---------

### CONSECUTIVE WINNING SEASONS

1.	16	1972-87
----	----	---------

### LARGEST SINGLE-SEASON IMPROVEMENT

1.	+12	From 13-16 to 25-11	1999-00 to 2000-01
2.	+12	From 4-13 to 16-5	1937-38 to 1938-39
3.	+10	From 16-15 to 26-7	2019-20 to 2020-21
4.	+9	From 14-17 to 23-8	1987-88 to 1988-89
5.	+8	From 17-15 to 25-12	2009-10 to 2010-11
	+8	From 10-16 to 18-8	1970-71 to 1971-72

### CONSECUTIVE NCAA APPEARANCES

1.	6	1982-87
----	---	---------

## TEAM RECORDS

### ALABAMA'S 100-POINT GAMES

	UA	Opp	W/L	Opponent	Site	Date
1.	123	97	W	South Florida	Home	Dec. 9, 1971
2.	115	82	W	Georgia	Home	Feb. 13, 2021
	114	77	W	East Tennessee State	Home	Dec. 1, 2004
	114	68	W	Morehead State	Home	Nov. 29, 1976
	114	57	W	Howard (Samford)	Home	Dec. 1, 1964
6.	113	75	W	LSU	Home	Jan. 17, 1976
7.	112	76	W	Georgia	Home	Feb. 13, 1954
8.	111	66	W	Delta State	Home	Dec. 2, 1964
	111	55	W	Louisiana College	Home	Jan. 12, 1957
10.	110	53	W	Arkansas-Pine Bluff	Home	Nov. 25, 2000
	110	68	W	Pennsylvania	Neutral	Dec. 29, 1986
	110	87	W	American	Neutral	Nov. 25, 1978
	110	69	W	Birmingham-Southern	Home	Dec. 5, 1957
14.	109	94	W	Arkansas	Home	Jan. 30, 2002
	109	86	W	LSU	Home	Jan. 13, 1982
	109	89	W	Howard (Samford)	Home	Dec. 11, 1956
17.	108	78	W	Virginia Tech	Neutral	Dec. 18, 1977
	108	80	W	Southern Miss	Neutral	Dec. 10, 1972
	108	78	W	Tulane	Home	Feb. 13, 1965
	108	74	W	Florida	Home	Feb. 13, 1956
21.	107	67	W	Mississippi Valley State	Home	Nov. 13, 2001
	107	61	W	Grambling	Home	Dec. 4, 2000
	107	67	W	The Citadel	Home	Dec. 18, 1991
	107	84	W	Cornell	Neutral	Dec. 1, 1972
	107	72	W	Ole Miss	Home	Jan. 9, 1965
26.	106	99	W <sup>20T</sup>	Florida	Home	March 3, 1983
	106	104	W	LSU	Home	Feb. 7, 1970
28.	105	75	W	LSU	Away	Jan. 19, 2021
	105	102	W <sup>0T</sup>	Georgia	Away	Feb. 8, 2020
	105	93	W	Louisiana	Home	Nov. 20, 2015
	105	68	W	Alabama State	Home	Nov. 20, 2006
	105	72	W	Jacksonville State	Home	Nov. 24, 1998
	105	67	W	Old Dominion	Home	Dec. 14, 1991
	105	85	W	Tennessee Tech	Home	Nov. 27, 1991
	105	88	W	Houston	Neutral	Dec. 29, 1974
	105	44	W	Howard (Samford)	Home	Jan. 27, 1958
	105	71	W	Louisiana College	Home	Jan. 21, 1956
38.	104	67	W	Alabama A&M	Home	Nov. 17, 2017
	104	68	W	Tennessee-Martin	Home	Jan. 17, 1994
	104	77	W	Vanderbilt	Home	Jan. 4, 1975
	104	63	W	Trinity	Home	Jan. 15, 1973
42.	103	78	W	Ole Miss	Away	Feb. 22, 2020
	103	58	W	Middle Tennessee	Home	Nov. 29, 1982
	103	99	W <sup>40T</sup>	LSU	Home	Feb. 12, 1972
	103	87	W	Southern Miss	Home	Dec. 12, 1966
	103	88	W	Eastern Kentucky	Neutral	Dec. 8, 1957
47.	102	65	W	Stillman	Home	Nov. 18, 2014
	102	101	W <sup>30T</sup>	Charlotte	Away	Dec. 4, 2004
	102	87	W	Southern	Home	Dec. 19, 1988
	102	77	W	Georgia Tech	Home	Jan. 24, 1974
	102	85	W	UT Arlington	Neutral	Dec. 19, 1970
	102	89	W	Samford	Away	Jan. 21, 1967
	102	73	W	Southern Miss	Home	Dec. 5, 1964
	102	56	W	Jacksonville State	Home	Dec. 3, 1956
55.	101	66	W	Jackson State	Home	Dec. 27, 2005
	101	44	W	Mercer	Home	Dec. 27, 2003
	101	93	W	North Carolina	Neutral	Nov. 30, 1989
	101	76	W	New Orleans	Neutral	March 14, 1987
	101	88	W	Ole Miss	Home	Jan. 10, 1977
	101	73	W	Georgia	Home	March 9, 1972
	101	80	W	LSU	Away	Jan. 10, 1972
	101	91	W	Ole Miss	Away	Feb. 1, 1971
	101	87	W	LSU	Home	Jan. 4, 1971
	101	77	W	Kentucky	Neutral	Feb. 25, 1956
	101	74	W	Georgia	Home	Jan. 29, 1954
66.	100	71	W	Louisville	Home	Nov. 30, 2001
	100	48	W	Western Carolina	Home	Dec. 14, 1996
	100	73	W	Mercer	Home	Dec. 16, 1995
	100	89	W	Florida State	Neutral	Dec. 16, 1985
	100	76	W	East Tennessee State	Home	Dec. 3, 1984
	100	101	L	Kentucky	Neutral	March 1, 1979
	100	64	W	Seton Hall	Neutral	Dec. 30, 1975
73.	100	75	W	Florida	Home	March 1, 1975

Alabama has scored 100 or more points 73 times in its history. The Crimson Tide is 72-1 all-time when scoring 100 or more points.

### OPPONENT 100-POINT GAMES

	Opp	UA	W/L	Opponent	Site	Date
1.	122	75	L	Southern California	Away	Dec. 21, 1970
2.	121	78	L	Auburn	Away	Feb. 14, 1970
3.	117	80	L	Vanderbilt	Away	Feb. 20, 1967
4.	111	95	L	Kentucky	Away	Feb. 26, 1973
	111	91	L	Vanderbilt	Away	Feb. 21, 1972
	111	73	L	Vanderbilt	Home	Feb. 3, 1964
7.	110	78	L	Kentucky	Away	March 6, 1967
8.	108	79	L	Kentucky	Away	Feb. 24, 1969
	108	75	L	Memphis	Away	Dec. 16, 1963
10.	107	83	L	Kentucky	Away	Feb. 12, 1992
	107	78	L	LSU	Away	Feb. 6, 1971
12.	104	106	W	LSU	Home	Feb. 7, 1970
13.	105	71	L	Ole Miss	Away	March 3, 2001
14.	104	89	L	Iowa State	Neutral	Nov. 28, 2019
	104	98	L <sup>20T</sup>	Florida	Away	Jan. 4, 2020
	104	95	L	Clemson	Away	Dec. 17, 1969
15.	103	82	L	Providence	Neutral	March 19, 1987
	103	85	L	LSU	Away	March 6, 1978
	103	67	L	Tennessee	Away	Jan. 24, 1970
18.	102	105	W <sup>0T</sup>	Georgia	Away	Feb. 8, 2020
	102	61	L	Auburn	Away	Feb. 13, 1999
	102	81	L	Arkansas	Away	Feb. 16, 1994
	102	89	L	Villanova	Neutral	March 20, 1977
	102	93	L	Tennessee	Away	Jan. 22, 1977
23.	101	102	W <sup>30T</sup>	Charlotte	Away	Dec. 4, 2004
	101	100	L	Kentucky	Neutral	March 1, 1979
	101	74	L	Kentucky	Away	Feb. 22, 1971
	101	79	L	Vanderbilt	Away	Feb. 16, 1970
26.	100	64	L	Tennessee	Away	Jan. 30, 1999

Alabama has surrendered 100 or more points 29 times in its history. The Crimson Tide has won only three times when giving up 100 points to an opponent.

### MOST 100-POINT GAMES IN A SEASON

#### 1956-57 • 5 Times

111-55	vs. Louisiana College
110-69	vs. Birmingham Southern
109-89	vs. Howard
103-88	vs. Eastern Kentucky
102-56	vs. Jacksonville State

#### 1971-72 • 5 Times

123-97	vs. South Florida
108-80	vs. Southern Miss
103-99	vs. LSU (40T)
101-80	vs. LSU
101-73	vs. Georgia

#### 1964-65 • 4 Times

114-57	vs. Howard
108-78	vs. Tulane
107-72	vs. Ole Miss
102-73	vs. Southern Miss

#### 2019-20 • 3 Times

105-87	vs. Samford
105-102	at Georgia
103-78	at Ole Miss

#### 2000-01 • 3 Times

110-53	vs. Arkansas-Pine Bluff
107-61	vs. Grambling
100-71	vs. Louisville

#### 1991-92 • 3 Times

107-67	vs. The Citadel
105-67	vs. Old Dominion
105-85	vs. Tennessee Tech

#### 1976-77 • 3 Times

114-68	vs. Morehead State
108-78	vs. Virginia Tech
101-88	vs. Ole Miss

#### 1974-75 • 3 Times

105-88	vs. Houston
104-77	vs. Vanderbilt
100-75	vs. Florida

#### 1970-71 • 3 Times

102-85	vs. Texas-Arlington
101-87	vs. LSU
101-91	vs. Mississippi State



## OVERTIME GAMES

Year	W/L	UA	Opp.	Opponent	Site
1919	T	24	24	Birmingham-Southern	A
1924	W	26	25	Vanderbilt	A
1927	L	22	26	Birmingham-Southern	H
1928	W	38	37	Washington & Lee	A
1937	L <sup>20T</sup>	31	36	Tennessee	A
1939	W	42	37	Tennessee	A
1942	W	45	31	LSU	N
1945	W	61	59	Georgia	A
1948	L	44	47	Georgia	A
1950	L	51	52	Georgia	N
1952	L	48	51	Tulane	A
1957	L	88	92	Auburn	N
1957	W <sup>20T</sup>	81	79	Auburn	N
1958	W <sup>20T</sup>	74	72	Georgia Tech	H
1958	L	43	45	Kentucky	N
1960	W	64	60	Georgia	H
1960	L	61	63	Auburn	N
1961	W	71	66	Auburn	N
1961	W	55	51	Georgia	H
1961	L	63	65	Vanderbilt	A
1961	L <sup>20T</sup>	69	71	Tulane	H
1963	W	77	72	Mississippi State	H
1963	L	67	69	Florida	A
1963	L	78	81	Auburn	N
1963	L	61	63	Florida State	H
1963	L	73	74	Vanderbilt	A
1963	L	67	74	Auburn	N
1965	W	76	73	Florida State	H
1965	W <sup>20T</sup>	72	67	Georgia	A
1965	W	77	76	Mississippi State	H
1966	W	77	76	Mississippi State	H
1967	L	81	84	Vanderbilt	H
1969	L	70	83	Kentucky	H
1969	L	67	68	Mississippi State	A
1969	L	51	53	Ole Miss	A
1970	L	63	75	Tulane	H
1971	L	67	71	Mississippi State	A
1971	W <sup>30T</sup>	79	78	Mississippi State	H
1972	W <sup>40T</sup>	103	99	LSU	H
1972	W	72	67	Tennessee	H
1972	L	91	97	Mississippi State	A
1976	W	69	67	Georgia	A
1976	W <sup>20T</sup>	93	90	Tennessee	H
1976	W	84	77	Vanderbilt	A
1977	W	78	74	Georgia	A
1977	W	77	70	LSU	A
1978	L	70	71	Georgia	A
1978	L	69	71	Vanderbilt	A
1979	L	73	75	Vanderbilt	H
1980	L <sup>30T</sup>	78	79	Tennessee	A
1980	W	50	46	Auburn	A
1980	W	66	64	Georgia	A
1981	L	69	70	Tennessee	H
1982	W	77	72	Tennessee	H
1983	W <sup>30T</sup>	75	67	Penn State	A
1983	W <sup>20T</sup>	106	99	Florida	H
1984	W	72	70	LSU	N
1985	W <sup>20T</sup>	74	72	Auburn	H
1985	L	49	53	Auburn	N

Year	W/L	UA	Opp.	Opponent	Site
1986	W	51	49	LSU	H
1986	W	71	62	Mississippi State	A
1987	L	80	90	Florida	A
1987	W	83	74	Georgia	H
1987	W	86	85	Florida	H
1988	L	59	64	Ole Miss	N
1989	W	84	83	Arizona State	N
1989	W	87	85	Tennessee	H
1989	L	57	61	Mississippi State	A
1991	W	96	95	Wake Forest	H
1991	L	71	74	Wichita State	A
1991	W	76	73	Ole Miss	A
1992	W	83	81	South Carolina	A
1993	L	82	83	Ole Miss	A
1995	W	76	73	California	A
1995	L	74	75	Vanderbilt	A
1995	W	91	85	Pennsylvania	N
1996	L	69	74	St. Joseph's	N
1997	L	59	60	San Jose State	N
1998	L	71	76	Tulane	N
1999	W	84	80	Weber State	N
1999	W <sup>30T</sup>	72	71	LSU	H
1999	L	75	81	Vanderbilt	A
2000	W	77	74	Mississippi State	H
2001	L	74	77	Cincinnati	N
2001	L	69	72	Auburn	A
2001	W <sup>20T</sup>	85	77	Purdue	A
2003	W	68	62	Mississippi State	H
2004	L	82	90	South Carolina	A
2004	W	72	68	Arkansas	A
2004	L	81	82	Mississippi State	H
2004	L	73	75	Florida	N
2005	W <sup>30T</sup>	102	101	Charlotte	A
2006	W	78	75	Arkansas	H
2006	W	77	74	Vanderbilt	H
2007	L	66	69	Tennessee	A
2007	L	87	89	Massachusetts	A
2008	W	63	61	Southeastern Louisiana	H
2008	L	67	71	Arkansas	A
2008	W	78	73	Vanderbilt	H
2008	L	67	69	Mississippi State	N
2008	L	78	86	Texas A&M	H
2009	W <sup>20T</sup>	87	85	Mississippi State	H
2011	W	65	60	Tennessee	A
2011	W	65	59	Georgia	N
2012	W <sup>20T</sup>	69	67	Ole Miss	H
2013	L <sup>30T</sup>	94	97	LSU	A
2014	L <sup>30T</sup>	83	85	Drexel	N
2015	L	91	93	Arkansas	A
2015	L	65	66	Georgia	H
2016	W	67	59	Jacksonville State	H
2016	W	82	80	Mississippi State	A
2017	W <sup>40T</sup>	90	86	South Carolina	A
2019	L	79	80	Norfolk State	H
2020	L <sup>20T</sup>	98	104	Florida	A
2020	W	105	102	Georgia	A
2020	L	91	95	Auburn	A
2021	L	88	78	UCLA	N

## OVERTIME RECORD

Alabama has played in 117 overtime games with an all-time record of 60-56-1. The lone tie came in its first overtime game when Birmingham-Southern refused to play a second overtime period.

Of the 114 games, 49 have come on the road, 41 at home and 24 in neutral-site games.

## MOST OVERTIME GAMES IN A SEASON

Year	Overtime Games	Record in OT
1968-69	Six	1-5
2003-04	Four	1-3
2007-08	Four	2-2
1960-61	Three	1-2
1971-72	Three	2-1
1975-76	Three	3-0
1979-80	Three	2-1
1988-89	Three	2-1
1990-91	Three	2-1
1998-99	Three	2-1
2000-01	Three	1-2
2019-20	Three	1-2

## FOUR OVERTIMES (2-0)

Year	W/L	UA	Opp.	Opponent	Site
1972	W	103	99	LSU	H
2017	W	90	86	South Carolina	A

## THREE OVERTIMES (4-3)

Year	W/L	UA	Opp.	Opponent	Site
1971	W	79	78	Mississippi State	H
1980	L	78	79	Tennessee	A
1983	W	75	67	Penn State	A
1999	W	72	71	LSU	H
2005	W	102	101	Charlotte	A
2013	L	94	97	LSU	A
2014	L	83	85	Drexel	N

## TWO OVERTIMES (9-3)

Year	W/L	UA	Opp.	Opponent	Site
1937	L	31	36	Tennessee	A
1957	W	81	79	Auburn	N
1958	W	74	72	Georgia Tech	H
1961	L	69	71	Tulane	H
1965	W	72	67	Georgia	A
1976	W	93	90	Tennessee	H
1983	W	106	99	Florida	H
1985	W	74	72	Auburn	H
2001	W	85	77	Purdue	A
2009	W	87	85	Mississippi State	H
2012	W	69	67	Ole Miss	H
2020	L	98	104	Florida	A

## COLEMAN COLISEUM RECORDS

### COLEMAN FACTS

Capacity	15,383
Games	764
All-Time Home Record	611-153
All-Time Winning Percentage	.800
All-Time Attendance	7,219,064
Most Home Wins in Season	19 (2010-11)
Longest Home Win Streak	28 (2001-03)

### COLEMAN COLISEUM FIRSTS

First Game	Feb. 1, 1968
Result	W, 86-55 vs. Samford
First Points	Rich Deppe (UA) 19:39 1st Half
First Field Goal	Robert Flowers (Samford) 19:25 1st Half
First SEC Game	Feb. 3, 1968 vs. Georgia
First Perfect Home Season	13-0, 1971-72
First Televised Game	Jan. 9, 1969 vs. Tennessee

### COLEMAN COLISEUM MILESTONE WINS

First	Feb. 1, 1968 vs. Samford, 86-65
50th	Nov. 30, 1973 vs. Georgia Tech, 102-83
100th	Jan. 13, 1979 vs. Kentucky, 55-52
150th	Jan. 14, 1984 vs. Georgia, 65-60
200th	Feb. 17, 1988 vs. Vanderbilt, 88-77
250th	Feb. 19, 1992 vs. Vanderbilt, 85-64
300th	Jan. 3, 1996 vs. Vanderbilt, 80-71
350th	Feb. 10, 2001 vs. Georgia, 76-68
400th	Nov. 19, 2004 vs. Western Carolina, 97-66
450th	March 3, 2008 vs. Vanderbilt, 78-73 OT
500th	Jan. 28, 2012 vs. Arkansas, 72-66
550th	Jan. 13, 2016 vs. South Carolina, 73-50
600th	Nov. 25, 2020 vs. Jacksonville State, 81-57

### TEAM RECORDS (Coleman Coliseum)

<b>Most Home Wins</b>	
19	2010-11
17	2001-02
17	2000-01

<b>Most Home Losses</b>	
9	1968-69
7	2016-17
6	2018-19
6	1969-70

<b>Most Points Scored</b>	
123	vs. South Florida (Dec. 9, 1971)

<b>Fewest Points</b>	
32	by Baptist College (Dec. 18, 1989)

<b>Most UA Points</b>	
123	vs. South Florida (Dec. 9, 1971)

<b>Most Opponent Points</b>	
104	by LSU (Feb. 7, 1970)

<b>Most Combined Points</b>	
220	UA (123) vs. South Florida (97) (Dec. 9, 1971)

<b>Fewest Combined Points</b>	
95	Alabama (57) vs. LSU (38) (Jan. 27, 2010)
97	Alabama (59) vs. SE Louisiana (38) (Dec. 15, 2010)
100	Alabama (51) vs. Ole Miss (49) (Feb. 7, 1981)
100	Alabama (51) vs. LSU (49) (OT) (Feb. 17, 1984)

<b>Largest Margin of Victory</b>	
57	UA (110) vs. Ark.-Pine Bluff (53) (Nov. 25, 2000)
57	Alabama (101) vs. Mercer (44) (Dec. 27, 2003)

<b>Largest Margin of Defeat</b>	
27	Tennessee (70) vs. Alabama (43) (Jan. 25, 1969)

<b>Most Points Scored in a Half</b>	
66	UA in second half vs. South Florida (Dec. 9, 1971)

<b>Fewest Points Allowed in One Half</b>	
6	by Baptist College in first half (Dec. 18, 1989)

<b>Most Field Goal Attempts</b>	
124	by South Florida (Dec. 9, 1971)

<b>Most Field Goals Made</b>	
49	vs. South Florida (Dec. 9, 1971)

<b>Most Combined Field Goal Attempts</b>	
219	UA (95) vs. South Florida (124) (Dec. 9, 1971)

<b>Best Field Goal Percentage</b>	
.700	by Ole Miss (28-for-40) (March 3, 1969)

<b>Most Three-Point Attempts</b>	
44	Alabama vs. Texas A&M (Feb. 19, 2020)

<b>Most Three-Point Field Goals Made</b>	
19	vs. East Tennessee (Dec. 1, 2004)

<b>Best Three-Point Percentage</b>	
.750 (6-for-8)	vs. Florida (March 4, 1989)

<b>Most Free-Throw Attempts</b>	
50	vs. Ole Miss (Feb. 7, 1972)
50	vs. Georgia Tech (Jan. 23, 1974)

<b>Most Free Throws Made</b>	
37	vs. Vanderbilt (Jan. 9, 2002)

<b>Most Free Throws Missed</b>	
20 (25-for-45)	vs. Auburn (Jan. 28, 1981)
20 (12-for-32)	vs. Lipscomb (Nov. 14, 2017)

<b>Most Rebounds</b>	
82	vs. South Florida (Dec. 9, 1971)

<b>Most Personal Fouls</b>	
36	by Western Carolina (Dec. 15, 1980)

<b>Most Combined Personal Fouls</b>	
61	Alabama (29) vs. Georgia Tech (32) (Jan. 23, 1974)
61	Alabama (28) vs. Georgia (33) (Feb. 25, 1974)

<b>Most Steals</b>	
22	Jacksonville State (Dec. 14, 2001)

<b>Most Blocked Shots</b>	
12	vs. Oklahoma (Jan. 27, 2018)
12	vs. Lamar (Nov. 27, 2012)
12	by LSU (Feb. 10, 1999)
12	vs. Texas A&M (Jan. 9, 1993)
12	vs. Chattanooga (Dec. 1, 1991)
12	vs. Auburn (Feb. 1, 1991)

### INDIVIDUAL RECORDS (Coleman Coliseum)

<b>Points</b>	
69	Pete Maravich, LSU (Feb. 7, 1970)

<b>Field Goal Attempts</b>	
57	Pete Maravich, LSU (Feb. 7, 1970)

<b>Field Goals Made</b>	
26	Pete Maravich, LSU (Feb. 7, 1970)

<b>Free Throw Attempts</b>	
21	Pete Maravich, LSU (Feb. 7, 1970)

<b>Free Throws Made</b>	
18	Paul Ellis, Alabama (Feb. 7, 1972)

<b>Three-Point Attempts</b>	
18	Desmond Cambridge, Ala. A&M (Dec. 21, 2001)

<b>Three-Point Field Goals Made</b>	
10	John Petty vs. Alabama A&M (Nov. 17, 2017)

<b>Three-Point Percentage (min. 6 att)</b>	
.857	Alvin Lee vs. Vanderbilt (6-of-7), (Feb. 4, 1989)

<b>Rebounds</b>	
22	Alan House vs. Mississippi State (Feb. 27, 1971)

<b>Assists</b>	
18	Ronald Steele vs. ETSU (Dec. 1, 2004)

<b>Blocks</b>	
10	Roy Rogers vs. LSU (Feb. 17, 1996)



## COACHING RECORDS

### ALABAMA ALL-TIME COACHES

Name	Years	Record	Pct.
D.V. Graves	1912-15	20-12	.625
Griff Harsh	1915-16	13-4	.765
Thomas Kelly	1916-17	6-8	.429
B.L. Noojin	1917-18	2-5	.286
Yancey Goodall	1918-19	3-3	.500
Bill Moore	1919-20	5-7	.417
Charles Bernier	1920-23	47-19	.712
Hank Crisp	1923-42, 1945-46	264-133	.665
Paul Burnham	1942-43	10-10	.500
Malcolm Laney	1944-45	10-5	.667
Floyd Burdette	1946-52	81-59	.579
Johnny Dee	1952-56	68-25	.731
Eugene Lambert	1956-60	49-49	.500
Hayden Riley	1960-68	102-104	.495
C.M. Newton	1968-80	211-123	.632
Wimp Sanderson	1980-92	267-119	.692
David Hobbs	1992-98	110-76	.591
Mark Gottfried	1998-2009	216-138	.610
Anthony Grant	2009-15	117-85	.579
Avery Johnson	2015-19	75-62	.547
Nate Oats	2019-pres.	42-22	.636

### MOST WINS

Wins	Name	Years	Record	Pct.
1. 267	Wimp Sanderson	1980-92	267-119	.692
2. 264	Hank Crisp	1923-42, 1945-46	264-133	.665
3. 216	Mark Gottfried	1998-2009	216-138	.610
4. 211	C.M. Newton	1968-80	211-123	.632
5. 117	Anthony Grant	2009-15	117-85	.579
6. 110	David Hobbs	1992-98	110-76	.591
7. 102	Hayden Riley	1960-68	102-104	.495
8. 81	Floyd Burdette	1946-52	81-59	.579
9. 75	Avery Johnson	2015-19	75-62	.547
10. 68	Johnny Dee	1952-56	68-25	.731
11. 49	Eugene Lambert	1956-60	49-49	.500
12. 47	Charles Bernier	1920-23	47-19	.712
13. 42	Nate Oats	2019-pres.	42-22	.636
14. 20	D.V. Graves	1912-15	20-12	.625
15. 13	Griff Harsh	1915-16	13-4	.765
16. 10	Malcolm Laney	1944-45	10-5	.667
10	Paul Burnham	1942-43	10-10	.500
18. 6	Thomas Kelly	1916-17	6-8	.429
19. 3	Yancey Goodall	1918-19	3-3	.500
20. 5	Bill Moore	1919-20	5-7	.417
21. 2	B.L. Noojin	1917-18	2-5	.286

### WINNING PERCENTAGE

Pct.	Name	Years	Record
1. .765	Griff Harsh	1915-16	13-4
2. .731	Johnny Dee	1952-56	68-25
3. .712	Charles Bernier	1920-23	47-19
4. .692	Wimp Sanderson	1980-92	267-119
5. .667	Malcolm Laney	1944-45	10-5
6. .665	Hank Crisp	1923-42, 1945-46	264-133
7. .636	Nate Oats	2019-pres.	42-22
8. .632	C.M. Newton	1968-80	211-123
9. .625	D.V. Graves	1912-15	20-12
10. .610	Mark Gottfried	1998-2009	216-138
11. .591	David Hobbs	1992-98	110-76
12. .579	Anthony Grant	2009-15	117-85
.579	Floyd Burdette	1946-52	81-59
14. .547	Avery Johnson	2015-19	75-62
15. .500	Eugene Lambert	1956-60	49-49
.500	Paul Burnham	1942-43	10-10
.500	Yancey Goodall	1918-19	3-3
18. .495	Hayden Riley	1960-68	102-104
19. .429	Thomas Kelly	1916-17	6-8
20. .417	Bill Moore	1919-20	5-7
21. .286	B.L. Noojin	1917-18	2-5

### ALABAMA ALL-TIME PAST COACHES



D.V. GRAVES  
1912-15



GRIFF HARSH  
1915-16



THOMAS KELLY  
1916-17



B.L. NOOJIN  
1917-18



YANCEY GOODALL  
1918-19



BILL MOORE  
1919-20



CHARLES BERNIER  
1920-23



HANK CRISP  
1923-42 • 1945-46



PAUL BURNHAM  
1942-43



MALCOLM LANEY  
1945



FLOYD BURDETTE  
1946-52



JOHNNY DEE  
1952-56



EUGENE LAMBERT  
1956-60



HAYDEN RILEY  
1960-68



C.M. NEWTON  
1968-80



WIMP SANDERSON  
1980-92



DAVID HOBBS  
1992-98



MARK GOTTFRIED  
1998-2009



ANTHONY GRANT  
2009-15



AVERY JOHNSON  
2015-19

ALL AMERICANS



**JAMES 'LINDY' HOOD**  
6-5 / Center / Collinsville, Ala.

**1930**

James 'Lindy' Hood became Alabama's first All-American and one of the first from the South in 1930, after leading Alabama to its only perfect season in school history at 20-0 with a 1930 Southern Conference championship. Hood originally came to Alabama as a football standout and was a member of the 1931 Rose Bowl team. While complete statistics are unavailable, there is little doubt the high level of Hood's play as he earned the honor at a time when only five players were selected to the All-America team. Hood was Alabama's lone All-American for 25 years.



**JERRY HARPER**  
6-7 / Center / Louisville, Ky.

**1955 - Helms Foundation First Team**  
**1956 - Helms Foundation First Team/AAU First Team**

Center Jerry Harper became Alabama's first two-time All-American, earning the honor in 1955 and 1956. A member of the famed "Rocket 8" teams, he led Alabama to an undefeated SEC season in 1956 and a No. 5 ranking in the final Associated Press poll, Alabama's highest final ranking in school history. Harper remains the SEC's all-time leader in rebounds (1,688), and rebounds per game while ranking sixth all-time in scoring at Alabama.

YEAR	G	FG-FGA	PCT	FT-FTA	PCT	REB	AVG	PTS	AVG
1952-53	21	140-395	.354	93-167	.557	358	17.0	373	17.8
1953-54	24	169-419	.403	89-161	.553	357	14.9	427	17.8
1954-55	24	190-458	.415	125-213	.586	456	19.0	505	21.0
1955-56	24	195-451	.408	166-243	.682	517	21.5	556	23.2
Totals	93	694-1,723	.403	473-784	.603	1,688	18.2	1,861	20.0



**GEORGE LINN**  
6-3 / Forward / Guard / Columbus, Ohio

**1956 - AAU First Team**

George Linn joined teammate Jerry Harper as an All-American in 1956, the first and still only time that the Crimson Tide has featured two All-Americans on the same team. Linn averaged 22.2 points per game during his All-America season, the fifth-highest scoring average in program history. Another member of head coach Johnny Dee's "Rocket 8" team, he led the Tide to its first postseason ranking at No. 12 in 1955 before improving to a program-best No. 5 during the 1956 season, when he helped the team compile a 21-3 record and win an SEC title.

YEAR	G	FG-FGA	PCT	FT-FTA	PCT	REB	AVG	PTS	AVG
1952-53	21	46-137	.336	35-63	.556	112	5.3	127	6.0
1953-54	24	121-332	.364	89-135	.674	158	6.6	331	13.8
1954-55	24	170-480	.354	113-149	.758	218	9.1	453	18.9
1955-56	24	198-471	.420	137-171	.801	234	9.8	533	22.2
Totals	93	535-1,420	.377	374-518	.722	722	7.8	1,444	15.5



**JACK KUBISZYN**  
5-11 / Guard / Buffalo, N.Y.

**1958 - Helms Foundation Second Team**

Jack Kubiszyn continued Alabama's string of All-Americans in the late 1950s when he earned the honor after averaging 23.3 points per game, which ranks second in the UA record books in single-season points per game average, including a 45-point performance against Ole Miss. A three-year letterwinner at Alabama, he was a part of the 1957 SEC championship team and averaged 24.6 points per game, still the highest season average in Alabama history. A two-sport athlete, Kubiszyn later signed and played two Major League Baseball seasons as an infielder with the Cleveland Indians in 1961 and 1962.

YEAR	G	FG-FGA	PCT	FT-FTA	PCT	REB	AVG	PTS	AVG
1955-56	23	44-135	.326	54-91	.593			142	6.2
1956-57	21	184-453	.406	148-206	.719	71	3.4	516	24.6
1957-58	25	202-557	.362	179-233	.768	107	4.3	583	23.3
Totals	69	430-1,145	.376	381-530	.719			1,241	18.0




**BOB ANDREWS**  
6-6 / Forward / Bridgeport, Ill.

**1965 - Helms Foundation First Team**

Bob Andrews became Alabama's fifth All-American following the 1964-65 season, after leading the Crimson Tide to a 17-9 record while averaging 19.3 points and 9.0 rebounds per game. Andrews converted on nearly half of his field goal attempts and his 501 points in 1964-65 represented only the sixth 500-point season at the time in Alabama history.

YEAR	G	FG-FGA	PCT	FT-FTA	PCT	REB	AVG	PTS	AVG
1962-63	25	135-251	.538	123-158	.779	204	8.1	393	15.7
1963-64	24	106-258	.412	135-189	.714	207	8.6	347	14.5
1964-65	26	159-320	.497	183-234	.779	235	9.0	501	19.3
Totals	75	400-829	.483	441-581	.759	646	8.6	1,241	16.5

## ALL AMERICANS



**WENDELL HUDSON**  
6-5 / Forward / Birmingham, Ala.

### 1973 - Helms Foundation First Team/Converse First Team

Wendell Hudson, Alabama's first African-American player, became its first of four All-Americans during the 1970s. Hudson averaged 20.7 points and 12.1 rebounds per game during his senior season, leading the SEC in scoring during that season and earning league player-of-the-year honors. His play helped Alabama compile a 22-8 record and make the program's first postseason appearance in the NIT. The Tide advanced all the way to the NIT semifinals in 1973 before falling to North Carolina. Alabama finished second in the SEC that season, its highest finish in 17 years. After being selected by the Chicago Bulls in the NBA draft, Hudson went on to serve his alma mater in various capacities and was the women's basketball head coach at Alabama from 2008-13.

YEAR	G	FG-FGA	PCT	FT-FTA	PCT	REB	AVG	PTS	AVG
1970-71	13	73-153	.477	49-77	.636	124	9.5	195	15.0
1971-72	26	203-392	.518	105-197	.533	340	13.1	511	19.6
1972-73	30	262-462	.567	96-182	.527	362	12.1	620	20.7
Totals	69	538-1,007	.534	250-456	.548	826	12.0	1,326	19.2



**LEON DOUGLAS**  
6-10 / Center / Leighton, Ala.

### 1973 - AP Freshman All-America

### 1975 - Consensus Second Team/AP Second Team/USBWA First Team/NABC Second Team/UPI Third Team

### 1976 - USBWA First Team/AP Third Team/UPI Third Team

Leon Douglas earned national plaudits in three separate seasons and remains the only Alabama player to be named a consensus All-American with his second-team honor in 1975. That season, Douglas averaged 20.7 points and 13.1 rebounds per game to lead Alabama to its first NCAA appearance, an SEC title and a No. 10 ranking in the final Associated Press poll. He ranks third all-time in scoring (1,909) and second in rebounding (1,279) at Alabama.

YEAR	G	FG-FGA	PCT	FT-FTA	PCT	REB	AVG	PTS	AVG
1972-73	30	160-331	.483	57-110	.518	321	10.7	377	12.7
1973-74	26	164-335	.490	68-113	.602	257	9.9	396	15.2
1974-75	27	228-414	.551	103-165	.624	353	13.1	559	20.7
1975-76	28	228-471	.484	121-204	.593	348	12.4	577	20.6
Totals	111	780-1,551	.503	349-592	.590	1,279	11.5	1,909	17.2



**T.R. DUNN**  
6-4 / Guard / Birmingham, Ala.

### 1974 - Basketball Weekly Freshman All-America

### 1977 - Converse First Team

T.R. Dunn twice earned national honors at Alabama, the first coming in 1974 when he averaged 9.4 points and 8.0 rebounds to garner Freshman All-America accolades. His senior season, he earned the second honor by posting a career-best 407 points and 7.1 rebounds per game. During his career, the Tide won three SEC titles and earned NCAA berths twice. Alabama finished each of his seasons ranked in the top-15, sparked by Dunn's gritty play. Despite standing at only 6-4, he remains one of the best rebounding guards in program history with 749 career rebounds and averaged more than five per game each season.

YEAR	G	FG-FGA	PCT	FT-FTA	PCT	REB	AVG	PTS	AVG
1973-74	25	99-232	.427	38-58	.655	199	8.0	236	9.4
1974-75	27	140-297	.471	51-70	.729	176	6.5	331	12.3
1975-76	28	118-303	.389	37-59	.627	145	5.2	273	9.7
1976-77	31	173-353	.490	61-86	.709	229	7.1	407	13.1
Totals	111	530-1,185	.447	187-273	.685	749	6.8	1,247	11.2



**REGGIE KING**  
6-6 / Forward / Birmingham, Ala.

### 1976 - Freshman All-America

### 1978 - AP Second Team/USBWA Second Team/UPI Second Team

### 1979 - AP Second Team/NABC Second Team/UPI Second Team

Reggie King, Alabama's all-time scoring leader, also was its second three-time national honoree, earning Freshman All-America plaudits in 1976 and second team All-America honors in 1978 and 1979. King averaged 10.9 points and 9.5 rebounds his first season on campus to help Alabama reach the Sweet 16. Two years later, he turned in the first of two second team All-America seasons, averaging more than 20 points a game in both years including a school-record 747 points in 1979. King ended his career seventh all-time in scoring (2,168) and third in rebounding (1,279) in the SEC.

YEAR	G	FG-FGA	PCT	FT-FTA	PCT	REB	AVG	PTS	AVG
1975-76	28	122-250	.488	62-113	.549	265	9.5	306	10.9
1976-77	30	213-386	.544	117-179	.654	328	10.9	543	18.1
1977-78	27	218-371	.588	136-207	.657	359	13.3	572	21.2
1978-79	33	289-507	.570	169-236	.716	327	9.9	747	22.6
Totals	118	842-1,514	.556	484-735	.659	1,279	10.8	2,168	18.4



**EDDIE PHILLIPS**  
6-7 / Forward / Birmingham, Ala.

### 1982 - AP Honorable Mention

Eddie Phillips received Alabama's first All-American recognition of the 1980s, earning honorable mention accolades in 1982 after a season that saw him average 15.5 points on 50 percent shooting. Phillips was a key component of head coach Wimp Sanderson's 1982 team that won the SEC Tournament, advanced to the Sweet 16 of the NCAA Tournament and finished with a No. 13 ranking. Phillips' steady production over his four years at Alabama vaulted him into second all-time in scoring (1,927) at UA and fifth in rebounding (1,129). In his two NCAA Tournament games in 1982, he averaged 16 points and five rebounds.

YEAR	G	FG-FGA	PCT	FT-FTA	PCT	REB	AVG	PTS	AVG
1978-79	33	201-334	.602	75-108	.694	245	7.4	477	14.5
1979-80	30	196-381	.514	110-182	.604	343	11.4	502	16.7
1980-81	29	194-379	.512	105-181	.580	283	9.8	493	17.0
1981-82	30	179-352	.509	107-138	.775	258	8.6	465	15.5
Totals	122	770-1,446	.533	397-609	.652	1,129	9.3	1,937	15.9



## ALL AMERICANS



**ENNIS WHATLEY**  
6-2 / Guard / Birmingham, Ala.

### 1983 - NABC Second Team/AP Third Team/UIP Third Team

Ennis Whatley needed only two seasons at the Capstone to be recognized as one of the top players in the nation, earning All-America honors in 1983. That season, he averaged 15.2 points per game and helped the Tide make an appearance in the SEC Tournament championship game and the NCAA Tournament. Whatley's biggest weapon was his passing, as he set a school record with 220 assists in 1982-83. He finished his career with 6.3 assists per game, tops all-time at Alabama and fifth in the SEC.

YEAR	G	FG-FGA	PCT	FT-FTA	PCT	REB	AVG	PTS	AVG
1981-82	31	141-285	.495	93-129	.721	76	2.5	375	12.1
1982-83	32	183-366	.500	121-157	.771	128	4.0	487	15.2
Totals	63	324-651	.498	214-286	.748	204	3.3	862	13.7



**DERRICK McKEY**  
6-9 / Center / Meridian, Miss.

### 1987 - Basketball Times First Team/Sporting News Second Team/UIP Second Team/AP Third Team/NABC Third Team

One of the top players on one of Alabama's finest teams, Derrick McKey collected All-America honors from three separate organizations following a 1986-87 season that saw him average 18.6 points and 7.5 rebounds per game. An accurate shooter for a center, he made 86 percent of his free throws during the 1986-87 season, the fifth-best season percentage in Alabama history. In each of his three seasons, McKey helped the Tide win SEC regular-season titles plus an SEC tournament crown in 1987. He thrust himself onto the national scene during the 1987 NCAA Tournament, averaging 20.3 points per game on 65.6 field goal percent shooting (21-of-32) and made 19-of-19 free throw attempts.

YEAR	G	FG-FGA	PCT	FT-FTA	PCT	REB	AVG	PTS	AVG
1984-85	33	74-155	.477	20-33	.606	134	4.1	168	5.1
1985-86	33	178-280	.636	92-117	.786	262	7.9	448	13.6
1986-87	33	247-425	.581	100-116	.862	247	7.5	615	18.6
Totals	99	499-860	.580	212-266	.797	643	6.5	1,231	12.4



**JAMES ROBINSON**  
6-2 / Guard / Jackson, Miss.

### 1991 - Basketball Weekly Freshman All-America 1993 - AP Honorable Mention

James Robinson recorded one of the best freshman seasons in Alabama history with 16.8 ppg in 1990-91 to lead the Tide in scoring in his first season on campus. His 554 points that season stands as the second-most points ever scored in a single year by an Alabama freshman (Collin Sexton broke the record) and helped Alabama win the SEC Tournament title and make an NCAA Sweet 16 appearance. During that tournament run, the freshman averaged 17 points. He followed up that season with 661 points in 1991-92, the second-most ever in a season at Alabama and he then posted 598 points his junior year. In his three years before being drafted in the first round by the Portland Trail Blazers, Robinson scored 1,813 career points, seventh all-time at Alabama.

YEAR	G	FG-FGA	PCT	3FG-3FGA	PCT	FT-FTA	PCT	REB	AVG	PTS	AVG
1990-91	33	194-413	.470	64-153	.418	102-146	.699	130	3.9	554	16.8
1991-92	34	237-533	.445	83-232	.358	104-146	.712	138	4.1	661	19.4
1992-93	29	202-481	.420	78-222	.351	116-170	.682	130	4.5	598	20.6
Totals	96	633-1,427	.444	225-607	.371	322-462	.697	398	4.1	1,813	18.9



**ERWIN DUDLEY**  
6-8 / Forward / Uniontown, Ala.

### 2002 - AP Third Team

Propelled by a stellar 2001-02 season, Erwin Dudley earned All-America honors. Dudley averaged a career-best 15.2 points per game with 8.9 rebounds in 2001-02. Dudley's play that season helped the Tide amass 27 wins, the second-most in school history, to go along with an SEC championship and a No. 8 final ranking in the Associated Press poll. Dudley's 8.9 rebounds led the SEC that season and he also led the SEC in rebounding as a sophomore and senior. He finished his career at Alabama ranked seventh all-time in scoring and fourth in rebounding.

YEAR	G	FG-FGA	PCT	3FG-3FGA	PCT	FT-FTA	PCT	REB	AVG	PTS	AVG
1999-00	29	109-219	.498	2-3	.667	78-103	.757	234	8.1	298	10.3
2000-01	36	210-397	.529	0-0	.000	97-160	.606	361	10.0	517	14.4
2001-02	35	207-372	.556	1-1	1.000	116-171	.678	313	8.9	531	15.2
2002-03	29	162-313	.518	1-3	.333	104-145	.717	276	9.5	429	14.8
Totals	129	688-1,301	.529	4-7	.571	395-579	.682	1,184	9.2	1,775	13.8



**MO WILLIAMS**  
6-6 / Forward / Prichard, Ala.

### 2002 - Basketball Times Freshman All-America

Future NBA champion Mo Williams made the most of his two seasons in Tuscaloosa, earning Freshman All-America honors in 2002. That season, he led Alabama to 27 wins, an SEC championship and a No. 8 final ranking in the Associated Press poll. Williams averaged 10.4 points per game in his freshman season with 4.1 assists per game and was named the Sporting News National Freshman of the year for his efforts. He was also named the Basketball America 2002 Newcomer of the Year and the SEC Freshman of the Year.

YEAR	G	FG-FGA	PCT	3FG-3FGA	PCT	FT-FTA	PCT	REB	AVG	PTS	AVG
2001-02	35	123-327	.376	33-126	.262	84-98	.857	137	3.9	363	10.4
2002-03	29	160-391	.409	57-180	.317	98-117	.838	113	3.9	475	16.4
Totals	64	283-719	.394	90-306	.294	182-215	.847	250	3.9	838	13.1

## ALL AMERICANS



**KENNEDY WINSTON**  
6-6 / Forward / Prichard, Ala.

### 2005 - AP Honorable Mention

Kennedy Winston led Alabama and the SEC in scoring in 2004-05 (17.9) en route to earning honorable mention All-America honors from the Associated Press. In his final season, he averaged 17.9 points with 5.4 rebounds per game as the Tide finished the season ranked No. 21 and advanced to the NCAA Tournament with 24 wins. In the previous season, Winston was a key component of the Tide's deepest NCAA run, averaging 19.0 points per game during Alabama's march to the Elite Eight.

YEAR	G	FG-FGA	PCT	3FG-3FGA	PCT	FT-FTA	PCT	REB	AVG	PTS	AVG
2002-03	17	63-171	.368	10-47	.213	52-78	.667	80	4.7	188	11.1
2003-04	33	194-430	.451	48-121	.397	128-177	.723	181	5.5	564	17.1
2004-05	32	203-440	.461	60-139	.432	107-138	.775	172	5.4	573	17.9
Totals	82	460-1,041	.442	118-307	.384	287-393	.730	433	5.3	1,325	16.2



**RONALD STEELE**  
6-3 / Guard / Birmingham, Ala.

### 2006 - AP Honorable Mention

Ronald Steele turned in one of the finest seasons by a point guard at Alabama in 2005-06 to garner Associated Press honorable mention All-America honors. Steele averaged 14.3 points per game with 132 assists and helped the Tide reach the second round of the NCAA Tournament. Steele was nearly automatic from the free-throw line, converting 89.2 percent of his attempts in 2005-06 and finishing his career shooting 86.7 percent from the stripe, the highest all-time mark in Alabama history. In 2006-07, knee injuries prevented Steele from becoming an All-American.

YEAR	G	FG-FGA	PCT	3FG-3FGA	PCT	FT-FTA	PCT	REB	AVG	PTS	AVG
2004-05	32	80-169	.473	41-96	.427	52-64	.813	112	3.5	253	7.9
2005-06	31	133-320	.416	54-131	.412	124-139	.892	114	3.7	444	14.3
2006-07	26	71-185	.384	46-111	.414	35-40	.875	45	1.7	223	8.6
2007-08	Redshirt Season										
2008-09	15	56-153	.366	37-97	.381	44-51	.863	51	3.4	193	12.9
Totals	104	340-827	.411	178-435	.409	255-294	.867	322	3.1	1,113	10.7



**RICHARD HENDRIX**  
6-9 / Forward / Athens, Ala.

### 2008 - AP Honorable Mention

Richard Hendrix was named to the Associated Press honorable mention All-America squad following the 2007-08 season. Hendrix averaged 17.8 points and an SEC-leading 10.1 rebounds per game while leading Alabama in scoring in 14 games. An accurate interior shooter, he converted on nearly 60 percent of his field goal attempts over the course of his career and helped Alabama make two postseason appearances in his three years on campus. In those three years, Hendrix managed to put himself 22nd all-time in scoring (1,327) and 12th (849) in rebounding at Alabama.

YEAR	G	FG-FGA	PCT	3FG-3FGA	PCT	FT-FTA	PCT	REB	AVG	PTS	AVG
2005-06	31	108-194	.557	0-1	.000	75-116	.647	247	8.0	291	9.4
2006-07	32	186-309	.602	1-5	.200	95-151	.629	279	8.7	468	14.6
2007-08	32	229-383	.598	2-7	.286	108-201	.537	323	10.1	568	17.8
Totals	95	523-886	.590	3-13	.231	278-468	.594	849	8.9	1,327	14.0



**COLLIN SEXTON**  
6-3 / Guard / Mableton, Ga.

### 2018 - AP Honorable Mention

Collin Sexton turned in a record-breaking freshman season at Alabama in 2017-18 to earn Associated Press honorable mention All-America honors as well as being named the 2018 AP Newcomer of the Year. Sexton became the first UA rookie to earn a spot on an AP All-America team (first, second, third or honorable mention) in program history. The Mableton, Ga., native averaged 19.2 points per game, which ranked second in the SEC, to set the school's single-season scoring record for a freshman with 632 points, while also setting a new UA record for free throws made in a season. The flashy freshman finished the season with 29 double-digit scoring games, 16 games of scoring 20 or more and three games of 30 or more points. On Nov. 25 against then-No. 14 Minnesota, Sexton set an Alabama freshman record when he scored 40 points, including 31 in the second half. He became the first Crimson Tide player to score 40 points in a game since Reggie King had 43 on March, 12, 1979 against Virginia. He also became the first Alabama freshman in the modern era to record three-straight games of more than 20 points in his first three contests.

YEAR	G	FG-FGA	PCT	3FG-3FGA	PCT	FT-FTA	PCT	REB	AVG	PTS	AVG
2017-18	33	196-438	.447	44-131	.336	196-252	.778	124	3.8	632	19.2
Totals	33	196-438	.447	44-131	.336	196-252	.778	124	3.8	632	19.2



**HERBERT JONES**  
6-8 / Guard/Forward / Greensboro, Ala.

### 2021 - AP/Sporting News Third Team

Herbert Jones, Alabama's most recent national honoree, led the Crimson Tide to the program's eighth regular season Southeastern Conference championship, the seventh SEC Tournament title and a Sweet 16 appearance in the NCAA Tournament in 2021. Despite finishing the year as the team's third-leading scorer, Jones became the first Alabama player in school history to earn SEC Defensive Player of the Year honors, and was the fifth to earn the distinction in program history. Defensively, the Greensboro, Ala., product shined best as he was one of four finalists for the Naismith Trophy National Defensive Player of the Year award. In addition, Jones was a semifinalist for Naismith Men's National Player of the Year, as he was one of only two players across the nation selected to both the Naismith Player of the Year semifinal lists. He went on to earn USBWA and NABC First Team All-District honors and was selected as the 2021 USBWA District IV Player of the Year. Jones finished the season leading the team in rebounding (6.6 rpg), assists (3.3 apg), steals (1.7 spg), blocks (1.1 bpg), deflections (110), floor dives (23) and dunks (19).

YEAR	G	FG-FGA	PCT	3FG-3FGA	PCT	FT-FTA	PCT	REB	AVG	PTS	AVG
2017-18	35	58-142	.408	7-26	.269	24-48	.500	121	3.5	147	4.2
2018-19	34	79-187	.422	6-21	.286	52-105	.495	119	3.5	216	6.4
2019-20	27	74-153	.484	1-14	.071	65-104	.625	173	6.4	214	7.9
2020-21	33	129-289	.446	20-57	.351	92-129	.713	217	6.6	370	11.2
Totals	129	340-771	.441	34-118	.288	233-389	.604	630	4.9	947	7.3

## SEC REGULAR SEASON TITLES

<b>1934</b>	16-2 overall, 13-2 SEC
<b>1956</b>	21-3 overall, 14-0 SEC
<b>1974</b>	22-4 overall, 13-3 SEC
<b>1975</b>	22-5 overall, 15-3 SEC
<b>1976</b>	23-5 overall, 15-3 SEC
<b>1987</b>	28-5 overall, 16-2 SEC
<b>2002</b>	27-8 overall, 12-4 SEC
<b>2021</b>	26-7 overall, 16-2 SEC

## SEC TOURNAMENT TITLES

<b>1934</b>	Alabama 41, Florida 25
<b>1982</b>	Alabama 48, Kentucky 46
<b>1987</b>	Alabama 69, LSU 62
<b>1989</b>	Alabama 72, Florida 30
<b>1990</b>	Alabama 70, Ole Miss 51
<b>1991</b>	Alabama 88, Tennessee 69
<b>2021</b>	Alabama 80, LSU 79

## SEC WESTERN DIVISION TITLES

<b>2002</b>	27-8 overall, 12-4 SEC
<b>2005</b>	24-8 overall, 12-4 SEC
<b>2011</b>	25-12 overall, 12-4 SEC

## SEC HONORS CAPSULE

145	All-SEC Selections
40	SEC All-Tournament Selections
19	All-Freshman Selections
15	All-Freshman Selections (since 2000)
8	Regular-Season SEC Titles
7	SEC Tournament Titles
6	SEC Coaches of the Year
5	SEC Players of the Year
3	SEC Tournament MVPs
2	SEC Freshman of the Year
1	SEC Defensive Player of the Year

## ALL-TIME ALL-SEC SELECTIONS

From 1933-53, the All-Southeastern Conference team was based on play in the SEC Tournament. In 1949, the Associated Press began a separate All-SEC recognition. In 1957, the SEC coaches chose an all-star following the regular season, a trend that continues today. The UPI picked an All-SEC from the 1966 season through 1991.

Year	Player/Position	Team
1934	Jimmy Walker	All-Tournament
	Jim Whatley	All-Tournament
	Earl Bauman	All-Tournament 2nd
1935	Jimmy Walker	All-Tournament
1936	Jim Whatley	All-Tournament
	Al Nogi	All-Tournament
1939	Googe Prather	All-Tournament
	Blackie Thompson	All-Tournament 2nd
1940	Googe Prather	All-Tournament
1941	Louis Adair	All-Tournament 2nd
1942	Louis Adair	All-Tournament
	Wheeler Leeth	All-Tournament
1945	Maurice Bell	All-Tournament 2nd
1946	Carl Shaeffer	All-Tournament 2nd
1950	Dick McKenzie	AP 3rd
1951	Paul Sullivan	AP 2nd
	Bob Schneider	AP 3rd
1952	Paul Sullivan	AP 2nd
1953	Jerry Harper	AP 2nd
1954	Leon Marlaire	AP 3rd
	Jerry Harper	AP 3rd
1955	Jerry Harper	AP 1st
	George Linn	AP 2nd
1956	George Linn	AP 1st, Coaches
	Jerry Harper	AP 1st, Coaches
1957	Jim Fulmer	AP 3rd
	Jack Kubiszyn	AP 2nd, Coaches 2nd
1958	Jack Kubiszyn	AP 1st, Coaches
	Jim Fulmer	AP 3rd
1961	Larry Pennington	AP 3rd, Coaches
	Henry Hoskins	AP 3rd
1963	Bob Andrews	AP 3rd
1965	Bob Andrews	AP 1st, UPI 1st, Coaches
1966	Mike Nordholz	AP HM, UPI 3rd
	Harry Hammonds	AP HM, UPI 3rd
1967	Mike Nordholz	AP 1st, UPI 1st, Coaches
1968	Mike Nordholz	AP 2nd, UPI 2nd, Coaches
1969	Gary Elliott	AP 3rd
1970	Jimmy Hollon	AP 3rd, UPI 3rd
1971	Alan House	AP 3rd, Coaches
1972	Wendell Hudson	AP 1st, UPI 1st, Coaches
	Alan House	AP 3rd, UPI 3rd
	Ray Odums	AP 3rd, UPI 3rd

## SEC COACH OF THE YEAR



**C.M. NEWTON**

SEC Coach Of The Year  
1975, 1976



**WIMP SANDERSON**

SEC Coach Of The Year  
1987, 1988



**MARK GOTTFRIED**

SEC Coach Of The Year  
2002



**NATE OATS**

SEC Coach Of The Year  
2021

## SEC PLAYER OF THE YEAR



**WENDELL HUDSON**

Associated Press SEC Player Of  
The Year - 1973



**REGGIE KING**

Associated Press SEC Player Of  
The Year - 1978, 1979



**DERRICK MCKEY**

Associated Press & Coaches  
SEC Player Of The Year - 1987



**ERWIN DUDLEY**

Associated Press & Coaches  
SEC Player Of The Year - 2002



**HERBERT JONES**

Associated Press & Coaches  
SEC Player Of The Year - 2021



# RECORDS & HISTORY

1973	Wendell Hudson Charles Cleveland Ray Odums	AP 1st, UPI 1st, Coaches UPI 1st, AP 2nd, Coaches UPI 2nd, AP 3rd
1974	Charles Cleveland Leon Douglas Ray Odums	AP 1st, UPI 1st, Coaches AP 2nd, UPI 2nd, Coaches AP 3rd, UPI 3rd
1975	Leon Douglas Charles Cleveland Charles Russell	AP 1st, UPI 1st, Coaches AP 1st, UPI 1st, Coaches UPI 3rd
1976	Leon Douglas Anthony Murray	AP 1st, UPI 1st, Coaches AP 3rd, UPI 3rd
1977	Reggie King T.R. Dunn	AP 1st, UPI 1st, Coaches AP 2nd, UPI 3rd, Coaches
1978	Reggie King Anthony Murray	AP 1st, UPI 1st, Coaches AP 3rd, UPI 3rd
1979	Reggie King	AP 1st, UPI 1st, Coaches
1980	Robert Scott Eddie Phillips	AP 2nd, UPI 2nd, Coaches AP 2nd, UPI 2nd
1981	Eddie Phillips	AP 2nd, Coaches
1982	Eddie Phillips Ennis Whatley	AP 1st, UPI 2nd, Coaches UPI 3rd
1983	Ennis Whatley Bobby Lee Hurt	AP 1st, UPI 1st, Coaches UPI 2nd, AP 3rd
1984	Bobby Lee Hurt Buck Johnson Eric Richardson	UPI 1st, AP 2nd, Coaches AP 2nd, UPI 2nd UPI 2nd, AP 3rd
1985	Buck Johnson Bobby Lee Hurt Terry Coner	AP 1st, UPI 1st, Coaches AP 2nd, UPI 2nd, Coaches AP 3rd, UPI 3rd
1986	Buck Johnson Derrick McKey Terry Coner	AP 1st, UPI 1st, Coaches AP 2nd, UPI 2nd, Coaches AP 3rd, UPI 3rd, Coaches
1987	Derrick McKey Terry Coner Jim Farmer	AP 1st, UPI 1st, Coaches AP 1st, UPI 2nd, Coaches AP 3rd, UPI 3rd, Coaches
1988	Michael Ansley	AP 2nd, UPI 2nd, Coaches
1989	Michael Ansley	AP 1st, UPI 1st, Coaches
1990	Melvin Cheatum Robert Horry David Benoit	AP 2nd, UPI 2nd, Coaches AP 3rd UPI 3rd
1991	Melvin Cheatum James Robinson Gary Waites	AP 2nd, UPI 1st, Coaches AP 3rd, UPI Freshman AP 2nd, All-Defensive
1992	Robert Horry Latrell Sprewell James Robinson Cedric Moore	Coaches 1st, AP 2nd, All-Defensive Coaches 1st, AP 2nd, All-Defensive AP 3rd 1st All-Freshman
1993	James Robinson Jason Caffey	AP 1st, Coaches 1st Coaches 2nd, AP 3rd
1994	Jason Caffey Antonio McDyess	Coaches 3rd AP 3rd, Coaches 3rd
1995	Jason Caffey Antonio McDyess	Coaches 2nd AP 2nd, Coaches 2nd
1996	Roy Rogers Eric Washington	AP 1st, Coaches* 1st Coaches 3rd
1997	Eric Washington Brian Williams	AP 2nd, Coaches 1st Coaches 3rd
1998	Demetrius Alexander Brian Williams	AP HM AP HM
1999	Jeremy Hays	AP 3rd
2000	Schea Cotton	AP 2nd
2001	Rod Grizzard Erwin Dudley Gerald Wallace	AP 1st, Coaches 1st 2nd AP, Coaches 2nd Freshman All-SEC, Coaches
2002	Erwin Dudley Rod Grizzard Mo Williams	AP 1st *, Coaches 1st AP 3rd, Coaches 3rd AP Freshman All-SEC
2003	Erwin Dudley Mo Williams Kennedy Winston	AP 2nd, Coaches 2nd AP 3rd Freshman All-SEC
2004	Kennedy Winston	AP 2nd, Coaches 1st

	Jermareo Davidson	Freshman All-SEC
2005	Kennedy Winston Earnest Shelton Chuck Davis Jermareo Davidson Ronald Steele	AP 1st, Coaches 1st Coaches 1st, AP 2nd Coaches 2nd, AP 3rd AP 3rd AP Freshman All-SEC
2006	Ronald Steele Jermareo Davidson Alonzo Gee Richard Hendrix	AP 1st, Coaches 1st AP 2nd, Coaches 1st Freshman All-SEC Freshman All-SEC
2007	Jermareo Davidson Richard Hendrix	AP HM, Coaches 2nd AP 2nd, Coaches 2nd
2008	Richard Hendrix	AP 1st, Coaches 1st
2009	Alonzo Gee JaMychal Green	AP 2nd, Coaches 2nd Freshman All-SEC*
2010	Mikhail Torrance Tony Mitchell	Coaches 2nd Freshman All-SEC
2011	JaMychal Green Tony Mitchell Trevor Releford	AP 1st, Coaches 1st AP 2nd, Coaches 2nd AP HM, Freshman All-SEC
2012	JaMychal Green Trevor Releford	AP 2nd, Coaches 2nd AP HM, Coaches 2nd
2013	Trevor Releford	AP 1st, Coaches 1st, All-Defensive
2014	Trevor Releford Shannon Hale	AP 2nd, Coaches 1st Freshman All-SEC
2015	Levi Randolph	Coaches 2nd
2016	Retin Obasohan	AP 2nd, Coaches 1st, All-Defensive
2017	Braxton Key	Freshman All-SEC
2018	Collin Sexton	AP 1st, Coaches 2nd, Freshman All-SEC
2018	Donta Hall	All-Defensive
2019	Donta Hall Kira Lewis Jr.	All-Defensive Freshman All-SEC
2020	Kira Lewis Jr. John Petty Jr. Herbert Jones Jaden Shackelford	AP 2nd, Coaches 1st Coaches 2nd All-Defensive Freshman All-SEC
2021	Herbert Jones John Petty Jr. Jaden Shackelford Joshua Primo	AP 1st, Coaches 1st, All-Defensive AP 2nd, Coaches 1st Coaches 2nd Freshman All-SEC

\* Unanimous selection

## SEC ALL-FRESHMAN SELECTIONS

1988	Melvin Cheatum
1991	James Robinson
1992	Cedric Moore
1994	Antonio McDyess
2001	Gerald Wallace
2002	Mo Williams
2003	Kennedy Winston
2004	Jermareo Davidson
2005	Ronald Steele
2006	Alonzo Gee
2006	Richard Hendrix
2009	JaMychal Green
2010	Tony Mitchell
2011	Trevor Releford
2014	Shannon Hale
2017	Braxton Key
2018	Collin Sexton
2019	Kira Lewis Jr.
2020	Jaden Shackelford
2021	Joshua Primo

## SEC FRESHMAN OF THE YEAR



**MO WILLIAMS**

SEC Freshman Of The Year  
2002



**COLLIN SEXTON**

SEC Freshman Of The Year  
2018

## SEC DEFENSIVE PLAYER OF THE YEAR



**WENDELL HUDSON**

SEC Defensive Player Of The  
Year - 2021

## SEC TOURNAMENT MVP



**DERRICK MCKEY**

SEC Tournament MVP - 1987



**MELVIN CHEATUM**

SEC Tournament MVP - 1990



**JAHVON QUINERLY**

SEC Tournament MVP - 2021

## ACADEMIC HONORS

### SEC ACADEMIC HONOR ROLL

1962	John Adcock
1963	J.W. Berry
1964	J.W. Berry Buster Sullivan
1965	Bob Andrews Bob Hickey
1966	Bob Hickey
1967	Rich Deppe
1969	Tommy Suitts
1970	Jimmy Hollon
1974	Johnny Dill Leon Douglas
1987	Mark Gottfried
1990	Darby Rich
1991	Darby Rich
1992	Robert Horry Darby Rich
1994	Wade Kaiser
1995	Wade Kaiser
1996	Wade Kaiser Eric Washington
1998	Jeremy Hays
1999	Jeremy Hays
2000	Jeremy Hays Travis Stinnett
2001	Jim Bakken Jeremy Hays Tarik London Terrance Meade Travis Stinnett
2002	Jim Bakken Terrance Meade Travis Stinnett
2003	Erwin Dudley Terrance Meade Earnest Shelton Kenny Walker
2004	Antoine Pettway
2006	Chuck Davis Ronald Steele
2007	Greg Cage John Dill
2008	Greg Cage John Dill Richard Hendrix Demetrius Jemison Kyle Sellers Justin Tubbs
2009	Greg Cage Justin Knox
2010	Greg Cage
2011	Chris Hines Justin Luquire
2012	Carl Engstrom Charles Hankerson, Jr. Trevor Releford
2013	Carl Engstrom Retin Obasohan Levi Randolph Dakota Slaughter Andrew Steele Isiah Wilson
2014	Carl Engstrom Retin Obasohan Levi Randolph Dakota Slaughter

2015	Ricky Tarrant Isiah Wilson Retin Obasohan Levi Randolph Dakota Slaughter Jimmie Taylor
2016	Christian Clark Retin Obasohan Jimmie Taylor
2017	Jimmie Taylor
2018	Landon Fuller Avery Johnson Jr. Riley Norris
2019	Tyler Barnes Avery Johnson Jr. Herbert Jones Riley Norris John Petty Jr. Alex Reese Lawson Schaffer Galvin Smith
2020	Tyler Barnes Javian Davis Britton Johnson Herbert Jones
2021	Tyler Barnes Adam Cottrell Britton Johnson Herbert Jones Jaden Shackelford

### FRESHMAN ACADEMICS

#### FRESHMAN ACADEMIC HONOR ROLL

2005	Ronald Steele
2007	Justin Tubbs
2008	Justin Knox
2010	Ben Eblen
2011	Carl Engstrom Charles Hankerson Jr. Trevor Releford
2012	Rodney Cooper Retin Obasohan Levi Randolph
2014	Jimmie Taylor
2015	Justin Coleman Riley Norris
2016	Donta Hall Dazon Ingram
2017	Braxton Key
2018	Tyler Barnes Herbert Jones Alex Reese Collin Sexton Galvin Smith
2019	Javian Davis Britton Johnson Diante Wood
2020	James Bolden Adam Cottrell Jaylen Forbes Raymond Hawkins Jahvon Quinerly James Rojas Jaden Shackelford
2021	Darius Miles Joshua Primo Jaden Quinerly Alex Tchikou

### ACADEMIC AWARDS

#### COSIDA/CAPITAL ONE ACADEMIC ALL-AMERICANS

2015 Levi Randolph (2nd Team)

#### FIRST TEAM COSIDA/CAPITAL ONE ACADEMIC ALL-DISTRICT

2003 Terrance Meade  
2013 Levi Randolph  
2014 Levi Randolph  
2015 Levi Randolph  
2016 Retin Obasohan  
2019 Herbert Jones

#### SEC BASKETBALL SCHOLAR-ATHLETE OF THE YEAR

2009 Justin Knox  
2015 Levi Randolph  
2016 Retin Obasohan

#### SEC H. BOYD MCWHORTER MALE SCHOLAR-ATHLETE OF THE YEAR FINALIST

2003 Terrance Meade  
2016 Retin Obasohan

### ACADEMIC ALL-AMERICANS



#### LEVI RANDOLPH

6-5 / Guard / Madison, Ala.

#### 2015 - CoSIDA/CAPITAL ONE ACADEMIC ALL-AMERICAN

Levi Randolph, Alabama's first Academic All-American, was named to the CoSIDA/Capital One Second Team following the 2014-15 season. He was the first men's basketball player in Southeastern Conference history to receive the honor. Randolph was named to the All-District IV First Team earlier his senior season, becoming the first player in program history to earn the honor in three consecutive seasons. He graduated in just three years with a marketing degree while keeping a 3.45 grade point average. Randolph enrolled in graduate school for his senior season and earned his master's degree in marketing in one year.

YEAR	G	FG-FGA	PCT	3FG-3FGA	PCT	FT-FTA	PCT	REB	AVG	PTS	AVG
2011-12	33	80-208	.385	19-71	.268	36-61	.590	130	3.94	215	6.5
2012-13	36	103-239	.431	28-82	.341	58-81	.716	151	4.19	292	8.1
2013-14	32	103-245	.420	33-95	.347	67-95	.705	123	3.84	306	9.6
2014-15	34	169-351	.481	39-112	.348	146-174	.839	174	5.12	523	15.4
<b>Totals</b>	<b>135</b>	<b>455-1,043</b>	<b>.436</b>	<b>119-360</b>	<b>.331</b>	<b>307-411</b>	<b>.747</b>	<b>578</b>	<b>4.28</b>	<b>1,336</b>	<b>9.9</b>

# RECORDS & HISTORY

## YEAR-BY-YEAR RESULTS

Year	Coach	W	L	Pct.	H	A	N	SEC	Pct.	SEC Finish	Final AP Rank	Postseason
1912-13	D.V. Graves	7	4	.636	5-1	2-3	—					
1913-14	D.V. Graves	6	4	.600	1-1	5-3	—					
1914-15	D.V. Graves	7	4	.636	6-0	1-4	—					
1915-16	Griff Harsh	13	4	.765	7-1	6-3	—					
1916-17	Thomas Kelly	6	8	.429	5-4	1-4	—					
1917-18	B.L. Noojin	2	5	.286	1-4	1-1	—					
1918-19	Yancey Goodall	3	3	.500	1-2-1	2-1	—					
1919-20	Bill Moore	5	7	.417	3-1	2-6	—					
1920-21	Charles Bernier	12	10	.545	12-4	0-5	0-1					
1921-22	Charles Bernier	15	4	.789	12-1	2-1	1-2					
1922-23	Charles Bernier	20	5	.800	10-0	6-4	4-1					
1923-24	Hank Crisp	12	4	.750	6-1	3-2	3-1					
1924-25	Hank Crisp	15	4	.789	7-1	8-2	0-1					
1925-26	Hank Crisp	10	11	.476	5-4	5-6	0-1					
1926-27	Hank Crisp	5	8	.385	4-3	1-5	—					
1927-28	Hank Crisp	10	10	.500	6-6	4-3	0-1					
1928-29	Hank Crisp	16	10	.615	7-0	9-9	0-1					
1929-30	Hank Crisp	20	0	1.000	12-0	4-0	4-0					
1930-31	Hank Crisp	14	6	.700	9-0	5-5	0-1					
1931-32	Hank Crisp	16	4	.800	12-0	3-3	1-1					
1932-33	Hank Crisp	14	5	.737	6-0	7-2	1-3	12-3	.800	2nd		
1933-34	Hank Crisp	16	2	.889	8-0	5-1	3-1	13-2	.867	1st		
1934-35	Hank Crisp	9	8	.529	6-2	3-5	0-1	8-7	.533	5th		
1935-36	Hank Crisp	15	9	.625	11-1	2-5	2-3	9-6	.600	6th		
1936-37	Hank Crisp	11	10	.524	7-2	3-6	1-2	7-8	.467	9th		
1937-38	Hank Crisp	4	13	.235	4-2	0-9	0-2	4-12	.250	12th		
1938-39	Hank Crisp	16	5	.762	10-2	5-2	1-1	13-4	.765	1st		
1939-40	Hank Crisp	18	5	.783	8-4	8-0	2-1	14-4	.778	1st		
1940-41	Hank Crisp	14	8	.636	9-1	3-6	2-1	11-7	.611	4th		
1941-42	Hank Crisp	18	6	.750	11-2	4-3	3-1	13-4	.765	2nd		
1942-43	Paul Burnham	10	10	.500	9-3	1-6	0-1	9-9	.500	7th		
1943-44	No team due to World War II											
1944-45	Malcolm Laney	10	5	.667	6-1	3-3	1-1	5-3	.625	6th		
1945-46	Hank Crisp	11	5	.688	6-2	4-2	1-1	8-4	.667	4th		
1946-47	Floyd Burdette	16	6	.727	9-2	6-3	1-1	13-5	.722	4th		
1947-48	Floyd Burdette	15	12	.556	11-2	1-6	3-4	8-8	.500	4th		
1948-49	Floyd Burdette	13	12	.520	6-3	5-6	2-3	9-9	.500	6th		
1949-50	Floyd Burdette	9	12	.429	6-2	3-6	0-4	8-9	.471	5th		
1950-51	Floyd Burdette	15	8	.652	9-1	4-3	2-4	10-4	.714	2nd		
1951-52	Floyd Burdette	13	9	.591	9-1	1-6	3-2	9-5	.643	2nd		
1952-53	Johnny Dee	12	9	.591	10-4	2-4	0-1	6-7	.461	5th		
1953-54	Johnny Dee	16	8	.667	7-1	5-5	4-2	10-4	.714	3rd		
1954-55	Johnny Dee	19	5	.792	8-1	5-3	6-1	11-3	.786	2nd	No. 12	
1955-56	Johnny Dee	21	3	.875	7-0	8-2	6-1	14-0	1.000	1st	No. 5	
1956-57	Eugene Lambert	15	11	.577	10-1	1-7	4-3	7-7	.500	7th		
1957-58	Eugene Lambert	17	9	.654	10-0	2-5	5-3	9-5	.643	3rd		
1958-59	Eugene Lambert	10	12	.455	9-2	1-6	0-4	6-8	.429	7th		
1959-60	Eugene Lambert	7	17	.292	7-3	0-8	0-6	4-10	.286	10th		
1960-61	Hayden Riley	7	18	.280	5-4	0-9	2-5	5-9	.357	9th		
1961-62	Hayden Riley	11	15	.423	9-4	1-7	1-4	6-8	.429	6th		
1962-63	Hayden Riley	14	11	.560	11-2	1-6	2-3	7-7	.500	7th		
1963-64	Hayden Riley	14	12	.538	9-3	4-6	1-3	7-7	.500	7th		
1964-65	Hayden Riley	17	9	.654	9-1	6-5	2-3	9-7	.563	6th		
1965-66	Hayden Riley	16	10	.615	10-2	4-4	2-4	9-7	.563	4th		
1966-67	Hayden Riley	13	13	.500	8-3	2-8	3-2	6-12	.333	8th		
1967-68	Hayden Riley	10	16	.385	8-8	0-8	2-0	3-15	.167	10th		
1968-69	C.M. Newton	4	20	.167	3-9	0-10	1-1	1-17	.056	10th		
1969-70	C.M. Newton	8	18	.308	7-6	0-11	1-1	5-13	.278	9th		
1970-71	C.M. Newton	10	16	.385	8-5	1-11	1-0	6-12	.333	8th		



## YEAR-BY-YEAR RESULTS

Year	Coach	W	L	Pct.	H	A	N	SEC	Pct.	SEC Finish	Final AP Rank	Postseason
1971-72	C.M. Newton	18	8	.692	13-0	5-8	—	13-5	.722	3rd		
1972-73	C.M. Newton	22	8	.733	12-1	6-5	4-2	13-5	.722	2nd		NIT
1973-74	C.M. Newton	22	4	.846	11-1	9-2	2-1	15-3	.833	T-1st	No. 14	
1974-75	C.M. Newton	22	5	.815	11-1	10-3	1-1	15-3	.833	T-1st	No. 10	NCAA First Round
1975-76	C.M. Newton	23	5	.821	12-0	6-3	5-2	15-3	.833	1st	No. 6	NCAA Sweet 16
1976-77	C.M. Newton	25	6	.806	9-2	9-2	7-2	14-4	.778	3rd	No. 11	NIT
1977-78	C.M. Newton	17	10	.630	9-0	3-8	5-2	11-7	.611	4th		
1978-79	C.M. Newton	22	11	.677	8-2	5-6	9-3	11-7	.611	3rd		NIT
1979-80	C.M. Newton	18	12	.600	7-5	7-3	4-4	12-6	.677	3rd		NIT
1980-81	Wimp Sanderson	18	11	.621	11-2	5-7	2-2	10-8	.556	4th		NIT
1981-82	Wimp Sanderson	24	7	.774	11-1	7-5	6-1	12-6	.667	3rd	No. 13	NCAA Sweet 16
1982-83	Wimp Sanderson	20	12	.625	11-2	3-8	6-2	8-10	.444	8th		NCAA
1983-84	Wimp Sanderson	18	12	.600	13-1	2-7	3-4	10-8	.556	5th		NCAA
1984-85	Wimp Sanderson	23	10	.697	13-1	4-6	6-3	11-7	.611	3rd		NCAA Sweet 16
1985-86	Wimp Sanderson	24	9	.727	13-2	5-5	6-2	13-5	.722	2nd		NCAA Sweet 16
1986-87	Wimp Sanderson	26	4	.867	11-1	9-2	6-1	16-2	.889	1st	No. 9	
1987-88	Wimp Sanderson	14	17	.452	9-4	1-10	4-3	6-12	.333	T-8th		
1988-89	Wimp Sanderson	23	8	.742	14-0	4-6	5-2	12-6	.667	T-2nd	No. 20	NCAA
1989-90	Wimp Sanderson	26	9	.743	10-2	6-6	10-1	12-6	.667	T-2nd	No. 23	NCAA Sweet 16
1990-91	Wimp Sanderson	23	10	.697	11-1	5-7	7-2	12-6	.667	3rd	No. 19	NCAA Sweet 16
1991-92	Wimp Sanderson	26	9	.743	12-2	7-5	7-2	10-6	.625	3rd West	No. 13	NCAA
1992-93	David Hobbs	16	13	.552	10-3	3-9	3-1	7-9	.438	4th West		NIT
1993-94	David Hobbs	20	10	.677	13-1	4-6	3-3	12-4	.750	2nd West		NCAA
1994-95	David Hobbs	23	10	.697	11-4	8-4	4-2	10-6	.625	3rd West	No. 20	NCAA
1995-96	David Hobbs	19	13	.594	12-1	7-7	0-5	9-7	.563	T-2nd West		NIT
1996-97	David Hobbs	17	14	.548	9-5	3-6	5-3	6-10	.375	T-3rd West		
1997-98	David Hobbs	15	16	.484	8-5	4-6	3-5	6-10	.375	T-4th West		
1998-99	Mark Gottfried	17	15	.531	11-3	2-10	4-2	6-10	.375	T-5th West		NIT
1999-00	Mark Gottfried	13	16	.448	11-3	0-10	2-3	6-10	.600	4th West		
2000-01	Mark Gottfried	25	11	.694	17-1	2-7	6-3	8-8	.500	3rd West		NIT Semifinals
2001-02	Mark Gottfried	27	8	.771	17-0	4-4	6-4	12-4	.750	1st Overall	No. 8	NCAA
2002-03	Mark Gottfried	17	12	.586	13-2	1-8	3-2	7-9	.438	4th West		NCAA
2003-04	Mark Gottfried	20	13	.606	11-4	4-6	5-3	8-8	.500	T-2nd West	No. 17	NCAA Elite Eight
2004-05	Mark Gottfried	24	8	.750	14-1	8-4	2-3	12-4	.750	T-1st West	No. 21	NCAA
2005-06	Mark Gottfried	18	13	.581	14-4	3-7	1-2	10-6	.625	2nd West		NCAA
2006-07	Mark Gottfried	20	12	.625	14-2	2-9	4-1	7-9	.438	T-3rd West		NIT
2007-08	Mark Gottfried	17	16	.515	13-5	1-9	3-2	5-11	.313	5th West		
2008-09	Mark Gottfried/ Philip Pearson	18	14	.563	13-5	2-7	3-2	7-9	.438	T-4th West		
2009-10	Anthony Grant	17	15	.531	11-6	3-6	3-3	6-10	.375	4th West		
2010-11	Anthony Grant	25	12	.676	19-0	4-6	2-6	12-4	.750	1st West		NIT Final
2011-12	Anthony Grant	21	12	.656	13-3	4-7	4-2	9-7	.563	5th		NCAA 2nd Round
2012-13	Anthony Grant	23	13	.639	16-4	4-8	3-1	12-6	.667	T-2nd		NIT Quarterfinals
2013-14	Anthony Grant	13	19	.406	13-4	0-11	0-4	7-11	.389	10th		
2014-15	Anthony Grant	19	15	.559	14-5	4-8	1-2	8-10	.444	T-8th		NIT 2nd Round
2015-16	Avery Johnson	18	15	.545	10-5	5-8	3-3	8-10	.444	10th		NIT
2016-17	Avery Johnson	19	15	.558	10-7	5-6	4-2	10-8	.556	5th		NIT
2017-18	Avery Johnson	20	16	.556	12-5	2-8	6-3	8-10	.444	9th		NCAA 2nd Round
2018-19	Avery Johnson	18	16	.529	10-6	4-8	4-2	8-10	.444	10th		NIT
2019-20	Nate Oats	16	15	.516	10-5	4-8	2-2	8-10	.444	9th		N/A
2020-21	Nate Oats	26	7	.788	12-1	7-3	7-3	16-2	.889	1st	No. 5	NCAA Sweet 16

	Wins	Losses	Ties	Pct.
<b>Totals</b>	<b>1,717</b>	<b>1,068</b>	<b>1</b>	<b>.616</b>
<b>Home</b>	<b>1,031</b>	<b>257</b>	<b>1</b>	<b>.800</b>
<b>Away</b>	<b>402</b>	<b>573</b>		<b>.412</b>
<b>Neutral</b>	<b>280</b>	<b>219</b>		<b>.561</b>
<b>SEC</b>	<b>815</b>	<b>628</b>		<b>.565</b>

## YEAR-BY-YEAR LEADERS

### SCORING

Year	Player	Games	Pts.	Avg.
1940-41	Veo Storey, F	22	124	5.6
1941-42	Louis Adair, G	24	152	6.3
1942-43	Jim Homer, G	20	206	10.3
1944-45	Charley Teubert, F	14	183	13.1
1945-46	Carl Shaeffer, F	14	125	8.9
1946-47	Jim Homer, G	22	327	14.9
1947-48	J.F. Sharp, G	27	237	8.8
1948-49	Dickie McKenzie, G	25	221	8.8
1949-50	Bryant Ivey, F	21	189	9.0
1950-51	Paul Sullivan, C	23	335	14.6
1951-52	Paul Sullivan, C	22	401	18.2
1952-53	Jerry Harper, C	21	373	13.8
1953-54	Jerry Harper, C	24	427	17.8
1954-55	Jerry Harper, C	24	505	21.0
1955-56	Jerry Harper, C	24	556	23.2
1956-57	Jim Fulmer, C	26	557	21.4
1957-58	Jack Kubiszyn, G	25	583	23.3
1958-59	Lenny Kaplan, G	25	303	14.4
1959-60	Porter Powers, G	19	300	15.8
1960-61	Larry Pennington, F	25	430	17.2
1961-62	James Booth, F	25	279	11.2
1962-63	Bob Andrews, C	25	393	15.7
1963-64	J.W. Berry, G	26	377	14.5
1964-65	Bob Andrews, C	26	501	19.3
1965-66	Harry Hammonds, C	26	374	14.4
1966-67	Mike Nordholz, G	25	524	21.0
1967-68	Mike Nordholz, G	25	502	20.1
1968-69	Gary Elliott, G	24	441	18.4
1969-70	Jimmy Hollon, G	26	504	19.4
1970-71	Alan House, C	26	466	19.4
1971-72	Wendell Hudson, F	26	511	19.6
1972-73	Wendell Hudson, F	30	620	20.7
1973-74	Chalres Cleveland, G	26	444	17.1
1974-75	Leon Douglas, C	27	559	20.7
1975-76	Leon Douglas, C	28	557	20.6
1976-77	Reggie King, F	30	543	18.1
1977-78	Reggie King, F	27	572	21.2
1978-79	Reggie King, F	33	747	22.6
1979-80	Eddie Phillips, F	30	502	16.7
1980-81	Eddie Phillips, F	29	493	17.0
1981-82	Eddie Phillips, F	30	465	15.5
1982-83	Bobby Lee Hurt, C	32	491	15.3
1983-84	Buck Johnson, F	30	477	17.0
1984-85	Buck Johnson, F	33	529	16.0
1985-86	Buck Johnson, F	29	599	20.7
1986-87	Derrick McKey, C	33	615	18.6
1987-88	Michael Ansley, F	31	561	18.1
1988-89	Michael Ansley, F	31	630	20.3
1989-90	Melvin Cheatum, F	35	548	15.7
1990-91	James Robinson, G	33	554	16.8
1991-92	James Robinson, G	35	661	19.4
1992-93	James Robinson, G	29	598	20.6
1993-94	Jamal Faulkner, F	26	351	13.5
1994-95	Antonio McDyess, C	33	458	13.9
1995-96	Eric Washington, F	32	596	18.6
1996-97	Eric Washington, F	30	484	16.1
1997-98	Brian Williams, G	31	499	16.1
1998-99	Brian Williams, G	30	518	17.3
1999-00	Schea Cotton, G	27	418	15.5
2000-01	Rod Grizzard, G	36	611	17.0
2001-02	Erwin Dudley, F	35	531	15.2
2002-03	Mo Williams, PG	29	475	16.4
2003-04	Kennedy Winston, F	33	564	17.1
2004-05	Kennedy Winston, F	32	573	17.9
2005-06	Ronald Steele, G	31	444	14.3
	Jermareo Davidson, C	31	442	14.3
2006-07	Richard Hendrix, F	32	468	14.6
2007-08	Richard Hendrix, F	32	568	17.8
2008-09	Alonzo Gee, G	32	480	15.0
2009-10	Mikhail Torrance, G	32	500	15.6
2010-11	JaMychal Green, F	34	527	15.5
2011-12	JaMychal Green, F	26	363	14.0
2012-13	Trevor Releford, G	34	508	14.9
2013-14	Trevor Releford, G	31	574	18.5
2014-15	Levi Randolph, G	34	523	15.4
2015-16	Retin Obasohan, G	33	580	17.6
2016-17	Braxton Key, F	34	407	12.0
2017-18	Collin Sexton, G	33	632	19.2
2018-19	Kira Lewis Jr., G	34	458	13.5
2019-20	Kira Lewis Jr., G	31	573	18.5
2020-21	Jaden Shackelford, G	33	461	14.0

### REBOUNDING

Year	Player	Games	Reb.	Avg.
1951-52	Paul Sullivan, C	22	285	12.9
1952-53	Jerry Harper, F/C	21	358	17.0
1953-54	Jerry Harper, F/C	24	357	14.9
1954-55	Jerry Harper, F/C	24	465	19.0
1955-56	Jerry Harper, F/C	24	517	21.5
1956-57	Jim Fulmer, F/C	26	383	14.7
1957-58	Jim Fulmer, F/C	26	225	8.6
1958-59	Clyde Frederick, C	22	213	9.7
1959-60	Henry Hoskins, C	21	118	5.6
1960-61	Henry Hoskins, C	25	233	9.3
1961-62	James Booth, F	25	185	7.4
1962-63	Bob Andrews, C	25	204	8.1
1963-64	Bob Andrews, C	24	207	8.6
1964-65	Harry Hammonds, C	26	245	9.4
1965-66	Harry Hammonds, C	26	301	11.6
1966-67	Rich Deppe, C	26	214	8.2
1967-68	Tom Jones, F	26	243	9.6
1968-69	Rich Deppe, C	24	254	10.6
1969-70	Alan House, C	25	252	10.1
1970-71	Alan House, C	26	303	11.6
1971-72	Wendell Hudson, F	26	340	13.1
1972-73	Wendell Hudson, F	30	362	12.1
1973-74	Leon Douglas, C	26	257	9.9
1974-75	Leon Douglas, C	27	353	13.1
1975-76	Leon Douglas, C	28	348	12.4
1976-77	Reggie King, F	30	328	10.9
1977-78	Reggie King, F	27	359	13.3
1978-79	Reggie King, F	33	357	9.9
1979-80	Eddie Phillips, F	30	343	11.4
1980-81	Eddie Phillips, F	29	283	9.8
1981-82	Eddie Phillips, F	30	258	8.6
1982-83	Bobby Lee Hurt, C	32	285	8.9
1983-84	Bobby Lee Hurt, C	30	273	9.1
1984-85	Buck Johnson, F	33	310	9.4
1985-86	Buck Johnson, F	29	242	8.3
1986-87	Michael Ansley, F	33	259	7.8
1987-88	Michael Ansley, F	31	285	9.2
1988-89	Michael Ansley, F	31	284	9.2
1989-90	Melvin Cheatum, F	35	235	6.7
1990-91	Melvin Cheatum, F	33	262	7.7
1991-92	Robert Horry, F	35	296	8.5
1992-93	Jason Caffey, F	29	252	8.7
1993-94	Antonio McDyess, F	26	210	8.1
1994-95	Antonio McDyess, F	33	337	10.2
1995-96	Roy Rogers, C	32	299	9.3
1996-97	Eric Washington, F	30	190	6.3
	Demetrius Alexander, F	31	195	6.3
1997-98	Demetrius Alexander, F	31	256	8.3
1998-99	Jeremy Hays, C	32	270	8.4
1999-00	Erwin Dudley, F	29	234	8.1
2000-01	Erwin Dudley, F	36	361	10.0
2001-02	Erwin Dudley, F	35	313	8.9
2002-03	Erwin Dudley, F	29	276	9.5
2003-04	Chuck Davis, F	33	196	5.9
2004-05	Jermareo Davidson, C	32	252	7.0
2005-06	Jermareo Davidson, C	31	276	8.9
2006-07	Richard Hendrix, F	32	279	8.7
2007-08	Richard Hendrix, F	32	323	10.1
2008-09	JaMychal Green, F	32	242	7.6
2009-10	JaMychal Green, F	31	222	7.2
2010-11	JaMychal Green, F	34	256	7.5
2011-12	JaMychal Green, F	26	192	7.4
2012-13	Rodney Cooper, G	35	158	4.5
2013-14	Rodney Cooper, G	32	156	4.9
2014-15	Michael Kessens, F	32	165	5.2
2015-16	Riley Norris, F	33	176	5.3
2016-17	Bola Olaniyan, F	33	212	6.4
2017-18	Donta Hall, F	34	224	6.6
2018-19	Donta Hall, F	34	298	8.8
2019-20	John Petty Jr., G	31	190	6.6
2020-21	Herbert Jones, G	33	217	6.6



JaMychal Green led the Tide in rebounding four consecutive seasons (2009, 10, 11, 12) and in scoring for two seasons (2011, 12).

## YEAR-BY-YEAR LEADERS

### FIELD GOALS MADE

Year	Player	FG
1946-47	Carl Shaeffer	61
1947-48	Carl Shaeffer	69
1948-49	Dick McKenzie	85
1949-50	Bryant Ivey	74
1950-51	Paul Sullivan	136
1951-52	Paul Sullivan	158
1952-53	Jerry Harper	140
1953-54	Jerry Harper	169
1954-55	Jerry Harper	190
1955-56	George Linn	198
1956-57	Jim Fulmer/Jack Kubiszyn	184
1957-58	Jack Kubiszyn	202
1958-59	Leonard Kaplan	114
1959-60	Porter Powers	115
1960-61	Henry Hoskins	157
1961-62	James Booth	121
1962-63	Bob Andrews	135
1963-64	Charles Perry	128
1964-65	Bob Andrews	159
1965-66	Mike Nordholz	143
1966-67	Mike Nordholz	201
1967-68	Mike Nordholz	187
1968-69	Gary Elliot	179
1969-70	Jimmy Hollon	196
1970-71	Alan House	161
1971-72	Wendell Hudson	203
1972-73	Wendell Hudson	262
1973-74	Charles Cleveland	192
1974-75	Leon Douglas	228
1975-76	Leon Douglas	228
1976-77	Reggie King	213
1977-78	Reggie King	218
1978-79	Reggie King	289
1979-80	Ken Johnson	203
1980-81	Eddie Phillips	194
1981-82	Eddie Phillips	179
1982-83	Bobby Lee Hurt	190
1983-84	Terry Williams	194
1984-85	Buck Johnson	209
1985-86	Buck Johnson	235
1986-87	Derrick McKey	247
1987-88	Michael Ansley	218
1988-89	Michael Ansley	255
1989-90	Melvin Cheatum	215
1990-91	Melvin Cheatum	217
1991-92	James Robinson	237
1992-93	James Robinson	202
1993-94	Jason Caffey	140
1994-95	Antonio McDyess	185
1995-96	Eric Washington	200
1996-97	Eric Washington	167
1997-98	Brian Williams	163
1998-99	Brian Williams	162
1999-00	Schea Cotton	136
2000-01	Erwin Dudley	210
2001-02	Erwin Dudley	207
2002-03	Erwin Dudley	162
2003-04	Kennedy Winston	194
2004-05	Kennedy Winston	203
2005-06	Jermareo Davidson	168
2006-07	Richard Hendrix	186
2007-08	Richard Hendrix	229
2008-09	Alonzo Gee	176
2009-10	Mikhail Torrance	163
2010-11	Tony Mitchell	228
2011-12	JaMychal Green	136
2012-13	Trevor Releford	167
2013-14	Trevor Releford	187
2014-15	Levi Randolph	169
2015-16	Retin Obasohan	193
2016-17	Braxton Key	139
2017-18	Collin Sexton	196
2018-19	Kira Lewis Jr.	157
2019-20	Kira Lewis Jr.	206
2020-21	Jaden Shackelford	154

### FIELD GOAL ATTEMPTS

Year	Player	FGA
1946-47	Carl Shaeffer	306
1947-48	Carl Shaeffer	289
1948-49	Carl Shaeffer	279
1949-50	Bryant Ivey	235
1950-51	Paul Sullivan	284
1951-52	Paul Sullivan	345
1952-53	Jerry Harper	395
1953-54	Jerry Harper	419
1954-55	Georgia Linn	480
1955-56	George Linn	471
1956-57	Jim Fulmer	481
1957-58	Jack Kubiszyn	557
1958-59	Leonard Kaplan	282
1959-60	Porter Powers	312
1960-61	Henry Hoskins	377
1961-62	James Booth	337
1962-63	James Booth	305
1963-64	Charles Perry	333
1964-65	Harry Hammonds	327
1965-66	Mike Nordholz	271
1966-67	Mike Nordholz	401
1967-68	Gary Elliot	398
1968-69	Gary Elliot	464
1969-70	Jimmy Hollon	430
1970-71	Jimmy Hollon	345
1971-72	Wendell Hudson	392
1972-73	Wendell Hudson	462
1973-74	Charles Cleveland	449
1974-75	Charles Cleveland	438
1975-76	Leon Douglas	471
1976-77	Ricky Brown	459
1977-78	Reggie King	371
1978-79	Reggie King	507
1979-80	Ken Johnson	415
1980-81	Eddie Phillips	379
1981-82	Eddie Phillips	352
1982-83	Ennis Whatley	366
1983-84	Terry Williams	373
1984-85	Buck Johnson	373
1985-86	Buck Johnson	407
1986-87	Derrick McKey	425
1987-88	Michael Ansley	389
1988-89	Michael Ansley	446
1989-90	Melvin Cheatum	415
1990-91	Melvin Cheatum	450
1991-92	James Robinson	533
1992-93	James Robinson	481
1993-94	Jamal Faulkner	321
1994-95	Antonio McDyess	361
1995-96	Eric Washington	469
1996-97	Eric Washington	389
1997-98	Brian Williams	454
1998-99	Brian Williams	427
1999-00	Rod Grizzard	352
2000-01	Rod Grizzard	495
2001-02	Rod Grizzard	392
2002-03	Mo Williams	391
2003-04	Kennedy Winston	430
2004-05	Kennedy Winston	440
2005-06	Jermareo Davidson	352
2006-07	Jermareo Davidson	366
2007-08	Alonzo Gee	403
2008-09	Alonzo Gee	398
2009-10	Mikhail Torrance	347
2010-11	Tony Mitchell	437
2011-12	Trevor Releford	274
2012-13	Trevor Releford	351
2013-14	Trevor Releford	377
2014-15	Levi Randolph	351
2015-16	Retin Obasohan	410
2016-17	Braxton Key	321
2017-18	Collin Sexton	438
2018-19	Kira Lewis Jr.	363
2019-20	Kira Lewis Jr.	449
2020-21	Jaden Shackelford	376

### FIELD GOAL PERCENTAGE (minimum 2 fga/game)

Year	Player	Pct.	FG-FGA
1946-47	Hayden Riley	.500	38-of-76
1947-48	W.J. Hamner	.353	61-of-173
1948-49	Dick McKenzie	.340	85-of-250
1949-50	Bob Schneider	.381	67-of-176
1950-51	Paul Sullivan	.479	136-of-284
1951-52	Paul Sullivan	.458	158-of-345
1952-53	Bill Sexton	.369	58-of-157
1953-54	Jerry Harper	.403	169-of-419
1954-55	Dennis O'Shea	.477	85-of-178
1955-56	Dennis O'Shea	.514	112-of-218
1956-57	E.B. Hamner	.465	47-of-101
1957-58	Dan Quindazzi	.464	51-of-110
1958-59	Dan Quindazzi	.458	60-of-131
1959-60	Larry Pennington	.493	85-of-176
1960-61	Henry Hoskins	.416	157-of-377
1961-62	Gary Blagburn	.395	109-of-276
1962-63	Bob Andrews	.538	135-of-251
1963-64	Bob Andrews	.412	106-of-258
1964-65	Bob Andrews	.497	159-of-320
1965-66	Mike Nordholz	.528	143-of-271
1966-67	Mike Nordholz	.501	201-of-401
1967-68	Mike Nordholz	.477	187-of-392
1968-69	Tommy Suits	.510	106-of-208
1969-70	Alan House	.470	133-of-283
1970-71	Alan House	.514	161-of-313
1971-72	Wendell Hudson	.518	203-of-392
1972-73	Wendell Hudson	.567	262-of-462
1973-74	Leon Douglas	.490	164-of-335
1974-75	Leon Douglas	.551	228-of-414
1975-76	Anthony Murray	.494	132-of-267
1976-77	Reggie King	.544	213-of-386
1977-78	Reggie King	.588	218-of-371
1978-79	Eddie Phillips	.602	201-of-334
1979-80	Eddie Phillips	.514	196-of-381
1980-81	Eddie Phillips	.512	194-of-379
1981-82	Bobby Lee Hurt	.618	126-of-204
1982-83	Bobby Lee Hurt	.611	190-of-311
1983-84	Bobby Lee Hurt	.664	168-of-253
1984-85	Bobby Lee Hurt	.633	162-of-256
1985-86	Derrick McKey	.636	178-of-280
1986-87	Michael Ansley	.597	145-of-243
1987-88	Michael Ansley	.564	218-of-389
1988-89	Michael Ansley	.572	255-of-446
1989-90	Melvin Cheatum	.518	215-of-415
1990-91	Melvin Cheatum	.531	77-of-145
1991-92	Andre Perry	.589	139-of-236
1992-93	Jason Caffey	.518	169-of-326
1993-94	Antonio McDyess	.564	132-of-234
1994-95	Antonio McDyess	.512	185-of-361
1995-96	Roy Rogers	.524	186-of-355
1996-97	Thalamus McGhee	.496	65-of-131
1997-98	Demetrius Alexander	.462	145-of-314
1998-99	MC Mazique	.518	118-of-228
1999-00	Erwin Dudley	.498	109-of-219
2000-01	Erwin Dudley	.529	210-of-397
2001-02	Erwin Dudley	.556	207-of-372
2002-03	Erwin Dudley	.518	162-of-313
2003-04	Chuck Davis	.514	143-of-278
2004-05	Jermareo Davidson	.577	90-of-156
2005-06	Richard Hendrix	.557	108-of-194
2006-07	Richard Hendrix	.602	186-of-309
2007-08	Richard Hendrix	.598	229-of-383
2008-09	JaMychal Green	.538	126-of-234
2009-10	JaMychal Green	.495	162-of-327
2010-11	Tony Mitchell	.522	228-of-437
2011-12	JaMychal Green	.546	136-of-249
2012-13	Nick Jacobs	.539	118-of-219
2013-14	Nick Jacobs	.520	93-of-179
2014-15	Jimmie Taylor	.602	71-of-118
2015-16	Jimmie Taylor	.571	68-of-119
2016-17	Donta Hall	.658	79-of-120
2017-18	Donta Hall	.726	151-of-208
2018-19	Donta Hall	.616	133-of-216
2019-20	Javian Davis	.594	60-of-101
2020-21	Jahvon Quinerly	.478	142-of-297



## YEAR-BY-YEAR LEADERS

### 3-PT FIELD GOALS MADE

Year	Player	3FG
1986-87	Mark Gottfried	81
1987-88	Alvin Lee	72
1988-89	Alvin Lee	60
1989-90	Keith Askins	51
1990-91	James Robinson	64
1991-92	James Robinson	83
1992-93	James Robinson	78
1993-94	Marvin Orange	58
1994-95	Eric Washington	69
1995-96	Eric Washington	113
1996-97	Eric Washington	75
1997-98	Brian Williams	85
1998-99	Brian Williams	68
1999-00	Terrance Meade	60
2000-01	Rod Grizzard	70
2001-02	Terrance Meade	45
2002-03	Mo Williams	57
2003-04	Earnest Shelton	77
2004-05	Earnest Shelton	91
2005-06	Jean Felix	56
2006-07	Mykal Riley	77
2007-08	Mykal Riley	103
2008-09	Senario Hillman	29
2009-10	Charvez Davis	54
2010-11	Charvez Davis	71
2011-12	Trevor Lacey	31
2012-13	Trevor Lacey	62
2013-14	Trevor Releford	72
2014-15	Rodney Cooper	49
2015-16	Arthur Edwards	71
2016-17	Riley Norris	47
2017-18	John Petty Jr.	90
2018-19	John Petty Jr.	59
2019-20	John Petty Jr.	85
2020-21	John Petty Jr.	77

### 3-PT FIELD GOAL ATTEMPTS

Year	Player	3FGA
1986-87	Mark Gottfried	167
1987-88	Alvin Lee	150
1988-89	Alvin Lee	129
1989-90	Keith Askins	140
1990-91	James Robinson	153
1991-92	James Robinson	232
1992-93	James Robinson	222
1993-94	Marvin Orange	135
1994-95	Eric Washington	172
1995-96	Eric Washington	279
1996-97	Eric Washington	199
1997-98	Brian Williams	248
1998-99	Brian Williams	189
1999-00	Rod Grizzard	192
2000-01	Rod Grizzard	214
2001-02	Rod Grizzard	144
2002-03	Mo Williams	180
2003-04	Earnest Shelton	220
2004-05	Earnest Shelton	229
2005-06	Jean Felix	177
2006-07	Mykal Riley	208
2007-08	Mykal Riley	238
2008-09	Senario Hillman	101
2009-10	Charvez David	133
2010-11	Charvez Davis	205
2011-12	Trevor Lacey	103
2012-13	Trevor Lacey	166
2013-14	Trevor Releford	183
2014-15	Rodney Cooper	131
2015-16	Arthur Edwards	180
2016-17	Riley Norris	141
2017-18	John Petty Jr.	242
2018-19	John Petty Jr.	171
2019-20	Jaden Shackelford	235
2020-21	John Petty Jr.	208

### 3-PT FIELD GOAL PERCENTAGE (min. 1 3FG/G)

Year	Player	Pct.	3FG-3FGA
1986-87	James Jackson	.491	28-of-57
1987-88	Alvin Lee	.480	72-of-150
1988-89	Alvin Lee	.465	60-of-129
1989-90	Robert Horry	.427	50-of-117
1990-91	Gary Waites	.515	52-of-101
1991-92	Latrell Sprewell	.398	68-of-171
1992-93	James Robinson	.358	78-of-222
1993-94	Marvin Orange	.430	58-of-135
1994-95	Bryan Passink	.407	22-of-54
1995-96	Eric Washington	.405	113-of-279
1996-97	Brian Williams	.387	74-of-191
1997-98	Damon Bacote	.351	46-of-131
1998-99	Chris Rollins	.364	32-of-88
1999-00	Terrance Meade	.423	60-of-142
2000-01	Travis Stinnett	.442	42-of-95
2001-02	Antoine Pettway	.408	29-of-71
2002-03	Antoine Pettway	.436	34-of-78
2003-04	Emmett Thomas	.440	55-of-125
2004-05	Jean Felix	.453	34-of-75
2005-06	Ronald Steele	.412	54-of-131
2006-07	Brandon Hollinger	.429	30-of-70
2007-08	Mykal Riley	.433	103-of-238
2008-09	Anthony Brock	.449	22-of-49
2009-10	Charvez Davis	.406	54-of-133
2010-11	Charvez Davis	.346	71-of-205
2011-12	Tony Mitchell	.311	23-of-74
2012-13	Trevor Releford	.407	48-of-118
2013-14	Trevor Releford	.393	72-of-183
2014-15	Rodney Cooper	.374	49-of-131
2015-16	Arthur Edwards	.394	71-of-180
2016-17	Dazon Ingram	.429	21-of-49
2017-18	John Petty Jr.	.372	90-of-242
2018-19	Kira Lewis Jr.	.358	54-of-151
2019-20	John Petty Jr.	.440	85-of-193
2020-21	Jahvon Quinerly	.433	52-of-120



James Robinson was Alabama's top three-point shooter in each of his three seasons before moving on to the NBA in 1993.

## YEAR-BY-YEAR LEADERS

### FREE THROWS MADE

Year	Player	FT
1946-47	W.J. Hamner	42
1947-48	W.J. Hamner	60
1948-49	W.J. Hamner	62
1949-50	Bryant Ivey	41
1950-51	Paul Sullivan	63
1951-52	Paul Sullivan	85
1952-53	Jerry Harper	93
1953-54	Jerry Harper/George Linn	89
1954-55	Jerry Harper	125
1955-56	Jerry Harper	166
1956-57	Jim Fulmer	189
1957-58	Jack Kubiszyn	179
1958-59	Lloyd Johnson	100
1959-60	Larry Pennington	73
1960-61	Larry Pennington	136
1961-62	Darrell Estes	79
1962-63	Bob Andrews	123
1963-64	Bob Andrews	135
1964-65	Bob Andrews	183
1965-66	Mike Nordholz	84
1966-67	Mike Nordholz	122
1967-68	Mike Nordholz	128
1968-69	Gary Elliot	83
1969-70	Jimmy Hollon	112
1970-71	Alan House	144
1971-72	Wendell Hudson	105
1972-73	Wendell Hudson	96
1973-74	Leon Douglas	68
1974-75	Leon Douglas	103
1975-76	Leon Douglas	121
1976-77	Reggie King	117
1977-78	Reggie King	136
1978-79	Reggie King	169
1979-80	Eddie Phillips	110
1980-81	Eddie Phillips	105
1981-82	Eddie Phillips	107
1982-83	Ennis Whatley	121
1983-84	Bobby Lee Hurt	131
1984-85	Terry Coner	116
1985-86	Buck Johnson	129
1986-87	Jim Farmer	118
1987-88	Michael Ansley	125
1988-89	Michael Ansley	119
1989-90	Melvin Cheatum	118
1990-91	Melvin Cheatum	108
1991-92	Robert Horry	120
1992-93	James Robinson	116
1993-94	Jason Caffey	90
1994-95	Antonio McDyess	88
1995-96	Eric Washington	83
1996-97	Brian Williams	85
1997-98	Brian Williams	88
1998-99	Brian Williams	126
1999-00	Schea Cotton	132
2000-01	Rod Grizzard	147
2001-02	Rod Grizzard	122
2002-03	Erwin Dudley	104
2003-04	Kennedy Winston	128
2004-05	Chuck Davis	136
2005-06	Ronald Steele	124
2006-07	Jermareo Davidson	117
2007-08	Richard Hendrix	108
2008-09	Alonzo Gee	101
2009-10	Mikhail Torrance	135
2010-11	JaMychal Green	146
2011-12	Trevor Releford	98
2012-13	Trevor Releford	126
2013-14	Trevor Releford	128
2014-15	Levi Randolph	146
2015-16	Retin Obasohan	146
2016-17	Dazon Ingram	103
2017-18	Collin Sexton	196
2018-19	Kira Lewis Jr.	90
2019-20	Kira Lewis Jr.	105
2020-21	Herbert Jones	92

### FREE THROW ATTEMPTS

Year	Player	FTA
1946-47	W.J. Hamner	66
1947-48	W.J. Hamner	97
1948-49	W.J. Hamner	84
1949-50	Bryant Ivey	59
1950-51	Bryant Ivey/Paul Sullivan	94
1951-52	Paul Sullivan	127
1952-53	Jerry Harper	167
1953-54	Jerry Harper	161
1954-55	Jerry Harper	213
1955-56	Jerry Harper	243
1956-57	Jim Fulmer	263
1957-58	Jack Kubiszyn	233
1958-59	Lloyd Johnson	124
1959-60	Henry Hoskins	105
1960-61	Larry Pennington	175
1961-62	Darrell Estes	103
1962-63	Bob Andrews	158
1963-64	Bob Andrews	189
1964-65	Bob Andrews	234
1965-66	Mike Nordholz	138
1966-67	Mike Nordholz	193
1967-68	Mike Nordholz	190
1968-69	Gary Elliot	98
1969-70	Jimmy Hollon	142
1970-71	Alan House	186
1971-72	Wendell Hudson	197
1972-73	Wendell Hudson	182
1973-74	Leon Douglas	113
1974-75	Leon Douglas	165
1975-76	Leon Douglas	204
1976-77	Reggie King	179
1977-78	Reggie King	207
1978-79	Reggie King	236
1979-80	Eddie Phillips	182
1980-81	Eddie Phillips	181
1981-82	Eddie Phillips	138
1982-83	Bobby Lee Hurt	160
1983-84	Bobby Lee Hurt	182
1984-85	Buck Johnson	156
1985-86	Buck Johnson	155
1986-87	Jim Farmer	133
1987-88	Michael Ansley	171
1988-89	Michael Ansley	155
1989-90	Melvin Cheatum	157
1990-91	Melvin Cheatum	151
1991-92	Robert Horry	165
1992-93	James Robinson	170
1993-94	Jason Caffey	143
1994-95	Jason Caffey	145
1995-96	Eric Washington	105
1996-97	Brian Williams	108
1997-98	Brian Williams	108
1998-99	Brian Williams	147
1999-00	Schea Cotton	184
2000-01	Rod Grizzard	181
2001-02	Erwin Dudley	171
2002-03	Erwin Dudley	145
2003-04	Kennedy Winston	177
2004-05	Chuck Davis	173
2005-06	Jermareo Davidson	142
2006-07	Richard Hendrix/ Jermareo Davidson	151
2007-08	Richard Hendrix	201
2008-09	Alonzo Gee	161
2009-10	JaMychal Green	164
2010-11	JaMychal Green	198
2011-12	JaMychal Green	129
2012-13	Trevor Releford	153
2013-14	Retin Obasohan	156
2014-15	Levi Randolph	174
2015-16	Retin Obasohan	209
2016-17	Dazon Ingram	156
2017-18	Collin Sexton	252
2018-19	Donta Hall	124
2019-20	Kira Lewis Jr.	131
2020-21	Herbert Jones	129

### FREE THROW PERCENTAGE (minimum 2 fta/game)

Year	Player	Pct.	FT-FTA
1946-47	J.F. Sharp	.714	30-of-42
1947-48	W.J. Hamner	.619	60-of-97
1948-49	W.J. Hamner	.738	62-of-84
1949-50	Bryant Ivey	.695	41-of-59
1950-51	Sammy Moore	.802	61-of-76
1951-52	Sammy Moore	.696	55-of-79
1952-53	Jim Grant	.687	57-of-83
1953-54	Dennis O'Shea	.688	55-of-80
1954-55	George Linn	.758	113-of-149
1955-56	George Linn	.801	137-of-171
1956-57	Dale Shuman	.822	88-of-107
1957-58	Jack Kubiszyn	.768	179-of-233
1958-59	Lloyd Johnson	.806	100-of-124
1959-60	Porter Powers	.780	70-of-91
1960-61	Larry Pennington	.777	136-of-175
1961-62	Hinton Butler	.811	60-of-74
1962-63	J.W. Berry	.847	77-of-91
1963-64	Charles Perry	.863	87-of-101
1964-65	Bob Andrews	.779	183-of-234
1965-66	Guy Lee Turner	.769	80-of-104
1966-67	Gary Elliot	.768	53-of-69
1967-68	Gary Elliot	.796	78-of-98
1968-69	Gary Elliot	.847	83-of-98
1969-70	Bobby Lynch	.814	70-of-86
1970-71	Bobby Lynch	.806	75-of-93
1971-72	Paul Ellis	.837	77-of-82
1972-73	Paul Ellis	.767	46-of-60
1973-74	Ricky Brown	.767	69-of-90
1974-75	Charles Cleveland	.773	58-of-75
1975-76	Ricky Brown	.717	86-of-120
1976-77	Robert Scott	.796	78-of-98
1977-78	Robert Scott	.696	55-of-79
1978-79	Robert Scott	.719	100-of-139
1979-80	Robert Scott	.708	92-of-130
1980-81	Mike Davis	.789	75-of-95
1981-82	Eddie Phillips	.775	107-of-138
1982-83	Ennis Whatley	.771	121-of-157
1983-84	Eric Richardson	.814	57-of-70
1984-85	Terry Coner	.773	116-of-150
1985-86	Buck Johnson	.832	129-of-155
1986-87	Jim Farmer	.887	118-of-133
1987-88	Alvin Lee	.841	74-of-88
1988-89	Alvin Lee	.779	60-of-77
1989-90	Robert Horry	.760	79-of-104
1990-91	Robert Horry	.804	82-of-102
1991-92	Latrell Sprewell	.771	101-of-131
1992-93	Cedric Moore	.764	84-of-110
1993-94	Marvin Orange	.742	49-of-66
1994-95	Jamal Faulkner	.688	55-of-88
1995-96	Brian Williams	.802	73-of-91
1996-97	Demetrius Alexander	.800	84-of-105
1997-98	Brian Williams	.815	88-of-108
1998-99	Brian Williams	.857	126-of-147
1999-00	Terrance Martin	.763	53-of-74
2000-01	Rod Grizzard	.812	147-of-181
2001-02	Mo Williams	.857	84-of-98
2002-03	Mo Williams	.838	98-of-117
2003-04	Earnest Shelton	.824	122-of-148
2004-05	Ronald Steele	.813	52-of-64
2005-06	Ronald Steele	.892	124-of-139
2006-07	Mykal Riley	.797	51-of-64
2007-08	Mykal Riley	.750	54-of-72
2008-09	Mikhail Torrance	.884	76-of-86
2009-10	Mikhail Torrance	.865	135-of-156
2010-11	Trevor Releford	.752	85-of-113
2011-12	Trevor Releford	.817	98-of-120
2012-13	Trevor Releford	.824	124-of-153
2013-14	Trevor Releford	.848	128-of-151
2014-15	Levi Randolph	.839	146-of-174
2015-16	Justin Coleman	.890	73-of-82
2016-17	Shannon Hale	.705	31-of-44
2017-18	Collin Sexton	.778	196-of-252
2018-19	Kira Lewis Jr.	.783	90-of-115
2019-20	Beelte Bolden	.836	51-of-61
2020-21	Jaden Shackelford	.756	90-of-119

## YEAR-BY-YEAR LEADERS

### ASSISTS

Year	Player	Assists
1968-69	Gary Elliott	67
1969-70	Bobby Lynch	78
1970-71	Bobby Lynch	123
1971-72	Ray Odums	144
1972-73	Ray Odums	177
1973-74	Ray Odums	107
1974-75	Charles Cleveland	104
1975-76	Anthony Murray	142
1976-77	Anthony Murray	102
1977-78	Anthony Murray	127
1978-79	Robert Scott	191
1979-80	Robert Scott	125
1980-81	Eric Richardson	87
1981-82	Ennis Whatley	178
1982-83	Ennis Whatley	220
1983-84	Eric Richardson	186
1984-85	Terry Coner	184
1985-86	Terry Coner	241
1986-87	Terry Coner	173
1987-88	Craig Dudley	99
1988-89	Gary Waites	191
1989-90	Gary Waites	168
1990-91	Gary Waites	176
1991-92	Robert Horry	80
1992-93	James Robinson	68
1993-94	Artie Griffin	90
1994-95	Marvin Orange	139
1995-96	Marco Whitfield	88
1996-97	Brian Williams	120
1997-98	Chauncey Jones	109
1998-99	Chauncey Jones	98
1999-00	Tarik London	142
2000-01	Rod Grizzard	75
2001-02	Mo Williams	159
2002-03	Mo Williams	112
2003-04	Antoine Pettway	114
2004-05	Ronald Steele	160
2005-06	Ronald Steele	132
2006-07	Ronald Steele	105
2007-08	Brandon Hollinger	103
2008-09	Senario Hillman	67
2009-10	Mikhail Torrance	162
2010-11	Trevor Releford	125
2011-12	Trevor Releford	88
2012-13	Trevor Lacey	115
2013-14	Trevor Releford	97
2014-15	Levi Randolph	84
2015-16	Justin Coleman	110
2016-17	Dazon Ingram	113
2017-18	Collin Sexton	119
2018-19	Kira Lewis Jr.	98
2019-20	Kira Lewis Jr.	162
2020-21	Herbert Jones	108

### BLOCKS

Year	Player	Blocks
1973-74	Leon Douglas	78
1974-75	Leon Douglas	80
1975-76	Leon Douglas	77
1976-77	Ricky Brown	39
1977-78	Reginald King	28
1978-79	Reginald King	34
1979-80	Eddie Phillips	32
1980-81	Phillip Lockett	35
1981-82	Bobby Lee Hurt	45
1982-83	Bobby Lee Hurt	50
1983-84	Bobby Lee Hurt	41
1984-85	Bobby Lee Hurt	51
1985-86	Derrick McKey	76
1986-87	Derrick McKey	75
1987-88	Melvin Cheatum	32
1988-89	Robert Horry	37
1989-90	Robery Horry	51
1990-91	Robert Horry	77
1991-92	Robert Horry	121
1992-93	Cedric Moore	32
1993-94	Antonio McDyess	39
1994-95	Roy Rogers	68
1995-96	Roy Rogers	156
1996-97	Jeremy Hays	31
1997-98	Jeremy Hays	56
1998-99	Jeremy Hays	43
1999-00	Rod Grizzard	37
2000-01	Rod Grizzard	38
2001-02	Kenny Walker	39
2002-03	Kenny Walker	51
2003-04	Jermareo Davidson	46
2004-05	Chuck Davis	62
2005-06	Jermareo Davidson	58
2006-07	Jermareo Davidson	70
2007-08	Richard Hendrix	63
2008-09	JaMychal Green	51
2009-10	JaMychal Green	52
2010-11	JaMychal Green	70
2011-12	JaMychal Green	39
2012-13	Moussa Gueye	52
2013-14	Jimmie Taylor	40
2014-15	Jimmie Taylor	59
2015-16	Jimmie Taylor	59
2016-17	Donta Hall	48
2017-18	Donta Hall	68
2018-19	Donta Hall	56
2019-20	Alex Reese	30
2020-21	Herbert Jones	37

### STEALS

Year	Player	Steals
1975-76	T.R. Dunn	51
1976-77	Not Available	
1977-78	Anthony Murray	79
1978-79	Robert Scott	50
1979-80	Robert Scott	37
1980-81	Mike Davis	49
1981-82	Mike Davis	44
1982-83	Ennis Whatley	61
1983-84	Eric Richardson	55
1984-85	Terry Coner	71
1985-86	Terry Coner	53
1986-87	Derrick McKey	45
1987-88	Craig Dudley	46
1988-89	Gary Waites	35
1989-90	Robert Horry	54
1990-91	Melvin Cheatum/Robert Horry	38
1991-92	Latrell Sprewell	63
1992-93	James Robinson	47
1993-94	Artie Griffin/Walter Pitts	34
1994-95	Artie Griffin	39
1995-96	Eric Washington	54
1996-97	Eric Washington	46
1997-98	Chauncey Jones	40
1998-99	Chris Rollins	43
1999-00	Terrance "Doc" Martin	36
2000-01	Gerald Wallace	42
2001-02	Mo Williams	60
2002-03	Mo Williams	36
2003-04	Antoine Pettway	67
2004-05	Ronald Steele	36
2005-06	Ronald Steele	45
2006-07	Mykal Riley	42
2007-08	Mykal Riley	54
2008-09	Senario Hillman	57
2009-10	Anthony Brock/Senario Hillman	48
2010-11	Trevor Releford	60
2011-12	Trevor Releford	64
2012-13	Trevor Releford	70
2013-14	Trevor Releford	69
2014-15	Levi Randolph	50
2015-16	Retin Obasohan	45
2016-17	Dazon Ingram	30
2017-18	Herbert Jones	44
2018-19	Herbert Jones	32
2019-20	Kira Lewis Jr.	56
2020-21	Herbert Jones	57



John Petty Jr. led the Crimson Tide in three-pointers made for four consecutive years from 2018-21.



## ALL-TIME RESULTS

### 1912-13

Coach: D.V. Graves

7-4 • (5-1 Home, 2-3 Road)

Date	Opponent	AP Rank	W/L UA	Opp
	at Bessemer Ath. Club	-/-	L	20 22
	Bessemer Athletic Club	-/-	L	20 26
Feb. 6	at Mississippi State	-/-	L	21 26
Feb. 7	at Mississippi State	-/-	L	16 21
	Mississippi College	-/-	W	51 11
	Mississippi College	-/-	W	33 13
	Montgomery YMCA	-/-	W	27 20
	Owenton	-/-	W	34 17
	at Southern	-/-	W	46 18
	at Selma YMCA	-/-	W	56 30
	Maryville	-/-	W	45 12

### 1913-14

Coach: D.V. Graves

6-4 • (1-1 Home, 5-3 Road)

Date	Opponent	AP Rank	W/L UA	Opp
	Birmingham College	-/-	W	46 17
	Bessemer Athletic Club	-/-	L	24 26
	at Birmingham Ath. Club	-/-	L	19 43
	at Chattanooga	-/-	W	33 23
	at Maryville	-/-	W	38 16
Feb. 6	at Tennessee	-/-	L	13 49
Feb. 7	at Tennessee	-/-	L	21 22
	at Bessemer Ath. Club	-/-	W	31 25
Feb. 13	at Mississippi State	-/-	W	42 31
Feb. 14	at Mississippi State	-/-	W	42 26

### 1914-15

Coach: D.V. Graves

7-4 • (6-0 Home, 1-4 Road)

Date	Opponent	AP Rank	W/L UA	Opp
	Southern	-/-	W	54 10
	Southern	-/-	W	43 22
	at Selma YMCA	-/-	W	49 25
	Mississippi College	-/-	W	38 18
	Mississippi College	-/-	W	39 13
Feb. 5	at Mississippi State	-/-	L	28 35
Feb. 6	at Mississippi State	-/-	L	21 33
Feb. 19	Mississippi State	-/-	W	28 25
Feb. 20	Mississippi State	-/-	W	31 21
	at Mobile YMCA	-/-	L	27 48
	at Birmingham Ath. Club	-/-	L	27 32

### 1915-16

Coach: Griff Harsh

13-4 • (7-1 Home, 6-3 Road)

Date	Opponent	AP Rank	W/L UA	Opp
Jan. 13	at Tulane	-/-	W	34 33
	at LSU	-/-	W	44 26
	at LSU	-/-	W	39 25
	Cumberland	-/-	W	43 14
	Cumberland	-/-	W	57 15
Feb. 4	Mississippi State	-/-	W	26 12
Feb. 5	Mississippi State	-/-	W	32 22
	LSU	-/-	L	18 25
	Birmingham Ath. Club	-/-	W	32 27
	Southern	-/-	W	40 23
	at Birmingham Ath. Club	-/-	W	52 16
Feb. 18	at Mississippi State	-/-	L	21 28
Feb. 19	at Mississippi State	-/-	L	23 37
	at Birmingham Ath. Club	-/-	L	34 39
	vs. Southern ^	-/-	W	42 33
	at Selma YMCA	-/-	W	54 32
	Birmingham YMCA	-/-	W	32 27

^ Selma, Ala.

### 1916-17

Coach: Thomas Kelly

6-8 • (5-4 Home, 1-4 Road)

Date	Opponent	AP Rank	W/L UA	Opp
	Howard	-/-	W	26 9
	at Mobile YMCA	-/-	W	20 18
Feb. 1	at Tulane	-/-	L	21 42
Feb. 2	at Tulane	-/-	L	20 41
	at LSU	-/-	L	7 30
	Alabama Presbyterian	-/-	W	49 10
	Birmingham Ath. Club	-/-	W	26 5
	LSU	-/-	L	9 38

	at Birmingham YMCA	-/-	L	21 45
	Birmingham College	-/-	L	20 21
	Birmingham Ath. Club	-/-	L	17 38
	Southern	-/-	W	22 9
	Mobile YMCA	-/-	W	38 17
	Birmingham YMCA	-/-	L	17 18

### 1917-18

Coach: B.L. Noojin

2-5 • (1-4 Home, 1-1 Road)

Date	Opponent	AP Rank	W/L UA	Opp
	at Birmingham Ath. Club	-/-	L	9 27
Feb. 9	LSU	-/-	L	25 28
	at Birmingham College	-/-	W	28 8
	Birmingham YMCA	-/-	L	16 35
Feb. 17	Tulane	-/-	L	9 31
	Marion Institute	-/-	W	25 16
	Birmingham Ath. Club	-/-	L	19 25

### 1918-19

Coach: Yancy Goodall

3-3-1 • (1-2-1 Home, 2-1 Road)

Date	Opponent	AP Rank	W/L UA	Opp
	Howard	-/-	L	5 17
	Montgomery YMCA	-/-	W	38 17
	Birmingham-Southern	-/-	T <sup>OT</sup> A	24 24
	at Howard	-/-	L	16 18
	at Birmingham-Southern	-/-	W	27 14
	Birmingham Ath. Club	-/-	L	19 33
	at Birmingham Ath. Club	-/-	W	22 21

^ BSC refused to play a second overtime

### 1919-20

Coach: Bill Moore

5-7 • (3-2 Home, 2-5 Road)

Date	Opponent	AP Rank	W/L UA	Opp
	Howard	-/-	W	29 17
	at Birmingham Ath. Club	-/-	L	13 25
	at Howard	-/-	W	26 23
Feb. 9	LSU	-/-	L	11 30
	Birmingham-Southern	-/-	W	54 26
	Birmingham Ath. Club	-/-	L	15 24
Feb. 19	at Mississippi State	-/-	L	10 23
Feb. 20	Tulane	-/-	W	17 11
Feb. 23	at LSU	-/-	L	24 36
Feb. 24	at Tulane	-/-	L	22 27
	at Mobile YMCA	-/-	W	42 21
	at Montgomery YMCA	-/-	L	19 33

### 1920-21

Coach: Charles Bernier

12-10 • (12-4 Home, 0-5 Road, 0-1 Neutral)

Date	Opponent	AP Rank	W/L UA	Opp
	Montgomery YMCA	-/-	W	32 18
	Birmingham-Southern	-/-	W	33 10
	Howard	-/-	W	22 12
	Howard	-/-	W	35 9
Jan. 19	Ole Miss	-/-	L	18 22
Jan. 20	Ole Miss	-/-	W	21 17
	Birmingham Ath. Club	-/-	W	17 12
	Mississippi College	-/-	W	35 18
	Mississippi College	-/-	W	33 17
Feb. 7	Tulane	-/-	L	22 42
Feb. 8	Tulane	-/-	W	27 23
Feb. 9	at Mississippi State	-/-	L	18 25
Feb. 10	at Mississippi State	-/-	L	15 26
Feb. 11	at Ole Miss	-/-	L	18 31
Feb. 12	at Ole Miss	-/-	L	13 28
Feb. 17	Mississippi State	-/-	L	16 23
Feb. 18	Mississippi State	-/-	L	13 35
	Spring Hill College	-/-	W	26 25
	at B'ham Ath. Club	-/-	L	17 37
	Birmingham-Southern	-/-	W	36 10
	Naval Training Station	-/-	W	24 21
Feb. 26	vs. Georgia Tech ^	-/-	L	22 31

^ SIAA Tournament (Atlanta)

### 1921-22

Coach: Charles Bernier

15-4 • (12-1 Home, 2-1 Road, 1-2 Neutral)

Date	Opponent	AP Rank	W/L UA	Opp
	Montgomery YMCA	-/-	W	50 13
	Birmingham YMCA	-/-	W	37 14
	Birmingham YMCA	-/-	W	32 17
Jan. 14	Georgia Tech	-/-	W	49 20
	Howard	-/-	W	37 28
	Howard	-/-	W	26 13
	Mississippi College	-/-	W	35 13
Jan. 27	Mississippi State	-/-	W	43 10
Jan. 28	Mississippi State	-/-	W	30 11
Feb. 4	Georgia Tech	-/-	L	29 36
Feb. 6	at Georgia	-/-	W	20 17
	at Atlanta Athletic Club	-/-	L	22 28
Feb. 11	Tulane	-/-	W	26 20
	Tulane	-/-	W	25 22
	Birmingham Ath. Club	-/-	W	30 17
	Trinity College (NC)	-/-	W	28 16
Feb. 27	vs. Tennessee ^	-/-	W	29 25
Feb. 27	vs. North Carolina ^	-/-	L	11 20
Feb. 27	vs. Georgia Tech ^	-/-	L	25 33

^ SIAA Tournament (Atlanta)

### 1922-23

Coach: Charles Bernier

20-5 • (10-0 Home, 6-4 Road, 4-1 Neutral)

Date	Opponent	AP Rank	W/L UA	Opp
	Selma	-/-	W	65 12
	vs. McGowin-Lyons *	-/-	W	32 31
	vs. McGowin-Lyons *	-/-	W	48 27
	at Fairhope Ath. Club	-/-	W	47 12
	at New Orleans	-/-	W	38 24
	at Meridian YMCA	-/-	W	40 15
	Birmingham Ath. Club	-/-	W	25 22
	at Centre	-/-	W	29 17
Jan. 25	at Kentucky	-/-	W	45 35
	at Atlanta Athletic Club	-/-	W	37 34
	Dallas YMCA	-/-	W	70 14
	Dallas YMCA	-/-	W	50 14
	Mississippi College	-/-	W	30 21
	Mississippi College	-/-	W	39 24
Feb. 7	Ole Miss	-/-	W	33 22
Feb. 9	at Georgia Tech	-/-	L	35 39
	Carson-Newman	-/-	W	30 26
	at B'ham Ath. Club	-/-	L	20 28
Feb. 17	Georgia Tech	-/-	W	28 27
	Spring Hill	-/-	W	23 16
Feb. 23	at Ole Miss	-/-	L	17 28
Feb. 24	at Mississippi State	-/-	L	31 47
	vs. Wofford College ^	-/-	W	44 25
Feb. 28	vs. South Carolina ^	-/-	W	49 24
	vs. Mercer ^	-/-	L	23 28

\* Mobile, Ala.

^ SIAA Tournament (Atlanta)

### 1923-24

Coach: Hank Crisp

12-4 • (6-1 Home, 3-2 Road, 3-1 Neutral)

Date	Opponent	AP Rank	W/L UA	Opp
	Montgomery YMCA	-/-	W	25 18
Jan. 7	Mississippi State	-/-	L	23 29
	at Atlanta Athletic Club	-/-	L	24 34
Jan. 26	at Georgia Tech	-/-	W	33 28
	Birmingham Ath. Club	-/-	W	43 20
	at Vanderbilt	-/-	W <sup>OT</sup>	26 25
	at Chattanooga	-/-	L	27 31
	Trinity College	-/-	W	45 25
Feb. 12	LSU	-/-	W	44 8
Feb. 15	Georgia Tech	-/-	W	31 24
Feb. 19	at Mississippi State	-/-	W	45 28
	Atlanta Athletic Club	-/-	W	41 29
Feb. 29	vs. Ole Miss ^	-/-	W	44 42
March 1	vs. Auburn ^	-/-	W	40 19
	vs. Georgia ^	-/-	W	37 20
March 4	vs. North Carolina	-/-	L	18 25

^ Southern Conference Tournament (Atlanta)

## ALL-TIME RESULTS

### 1924-25

Coach: Hank Crisp

15-4 • (7-1 Home, 8-2 Road, 0-1 Neutral)

Date	Opponent	AP Rank	W/L	UA	Opp
	Baylor	-/-	W	34	21
	Birmingham-Southern	-/-	W	34	14
	Mississippi College	-/-	L	17	25
	Mississippi College	-/-	W	33	26
	at Birmingham-Southern	-/-	W	31	19
	at Birmingham Ath. Club	-/-	W	29	23
	at Loyola-New Orleans	-/-	W	25	6
	at Tulane	-/-	L	29	41
	at Tulane	-/-	L	21	30
	at Mobile YMCA	-/-	W	36	21
Jan. 31	Mississippi State	-/-	W	36	28
Feb. 5	Kentucky	-/-	W	24	15
	Vanderbilt	-/-	W	29	24
	Birmingham Ath. Club	-/-	W	36	16
Feb. 14	at Mississippi State	-/-	W	33	26
	at Chattanooga	-/-	W	29	22
	at Maryville College	-/-	W	31	22
Feb. 21	at Tennessee	-/-	W	26	14
Feb. 26	vs. Maryland ^	-/-	L	21	27

^ Southern Conference Tournament (Atlanta)

### 1925-26

Coach: Hank Crisp

10-11 • (5-4 Home, 5-6 Road, 0-1 Neutral)

Date	Opponent	AP Rank	W/L	UA	Opp
	at Loraine	-/-	L	21	31
	at Akron	-/-	L	16	33
	at Zanesville	-/-	L	20	35
	at Ashland College	-/-	W	37	30
	at Ohio Wesleyan	-/-	L	30	37
	at Wittenberg	-/-	W	22	21
	Birmingham-Southern	-/-	W	18	12
Jan. 25	LSU	-/-	W	26	15
Jan. 26	LSU	-/-	L	20	28
	at Vanderbilt	-/-	W	23	19
Feb. 1	at Kentucky	-/-	L	16	27
Feb. 2	at Tennessee	-/-	W	42	21
Feb. 5	Ole Miss	-/-	L	22	32
Feb. 6	Ole Miss	-/-	L	25	35
	at Birmingham Ath. Club	-/-	W	25	24
Feb. 11	Tulane	-/-	W	26	20
Feb. 12	Tulane	-/-	W	27	20
	Sewanee	-/-	W	33	24
Feb. 22	at Mississippi State	-/-	L	21	34
Feb. 24	Mississippi State	-/-	L	27	28
Feb. 26	vs. Georgia Tech ^	-/-	L	27	30

^ Southern Conference Tournament (Atlanta)

### 1926-27

Coach: Hank Crisp

5-8 • (4-3 Home, 1-5 Road)

Date	Opponent	AP Rank	W/L	UA	Opp
	Montgomery YMCA	-/-	W	32	20
	Birmingham-Southern	-/-	L	20	27
Jan. 17	Florida	-/-	W	49	43
Jan. 31	at Ole Miss	-/-	L	21	29
Feb. 1	at Ole Miss	-/-	L	32	33
Feb. 4	at Georgia Tech	-/-	L	15	50
	Birmingham-Southern	-/-	L	22	26
	Birmingham Ath. Club	-/-	L	19	28
	Sewanee	-/-	W	27	9
Feb. 14	at Tulane	-/-	W	33	25
Feb. 15	at Tulane	-/-	L	32	34
Feb. 16	at Mississippi State	-/-	L	24	40
Feb. 18	Mississippi State	-/-	W	22	11

### 1927-28

Coach: Hank Crisp

10-10 • (6-6 Home, 4-3 Road, 0-1 Neutral)

Date	Opponent	AP Rank	W/L	UA	Opp
	Birmingham YMCA	-/-	W	25	24
	Birmingham Boys Club	-/-	L	17	31
Jan. 5	Tulane	-/-	L	36	37
	Olsen's Swedes	-/-	L	30	56
	Birmingham-Southern	-/-	W	44	31
	Olsen's Nordics	-/-	L	30	56
	at Chattanooga	-/-	W	40	30
Jan. 24	at Tennessee	-/-	W	45	22

	at Virginia Tech	-/-	L	26	39
	at VMI	-/-	L	18	29
	at Washington & Lee	-/-	W	38	37
	Montgomery YMCA	-/-	W <sup>OT</sup>	48	25
	Birmingham-Southern	-/-	W	31	26
Feb. 12	Mississippi State	-/-	W	29	28
Feb. 13	at Mississippi State	-/-	L	21	26
	Georgetown (Ky.)	-/-	L	31	39
	at Georgia Tech	-/-	W	30	21
Feb. 18	Florida	-/-	W	36	31
Feb. 20	Florida	-/-	L	21	29
Feb. 24	vs. Virginia ^	-/-	L	28	42

^ Southern Conference Tournament (Atlanta)

### 1928-29

Coach: Hank Crisp

16-10 • (7-0 Home, 9-9 Road, 0-1 Neutral)

Date	Opponent	AP Rank	W/L	UA	Opp
	at Alabama City	-/-	W	31	29
	at Birmingham YMCA	-/-	L	9	22
	at Bessemer YMCA	-/-	W	33	21
	at Birmingham Ath. Club	-/-	W	31	26
	at Laurel	-/-	W	39	31
	at Fairhope	-/-	W	45	30
	at Mobile	-/-	L	25	28
	at Mobile	-/-	L	18	31
Jan. 4	at Tulane	-/-	W	25	22
Jan. 5	at Tulane	-/-	L	23	25
	at Sewanee	-/-	W	46	22
	at Chattanooga	-/-	W	26	25
	at Kentucky	-/-	W	27	26
	at Tennessee	-/-	L	23	30
	LSU	-/-	W	36	18
	LSU	-/-	W	37	28
Jan. 27	Ole Miss	-/-	W	39	24
Jan. 28	Ole Miss	-/-	W	41	28
Feb. 9	at Georgia Tech	-/-	L	21	37
Feb. 11	at Florida	-/-	L	20	21
Feb. 12	at Florida	-/-	L	23	34
Feb. 15	Florida	-/-	W	47	33
Feb. 16	Florida	-/-	W	58	28
Feb. 23	Mississippi State	-/-	W	30	28
Feb. 25	at Mississippi State	-/-	L	21	22
	vs. Duke ^	-/-	L	32	38

^ Southern Conference Tournament (Atlanta)

### 1929-30

Coach: Hank Crisp

20-0 • (12-0 Home, 4-0 Road, 4-0 Neutral)

Date	Opponent	AP Rank	W/L	UA	Opp
	Birmingham YMCA	-/-	W	30	13
	Birmingham Boys Club	-/-	W	38	9
	at Birmingham YMCA	-/-	W	30	22
	Cramton Lumber Co.	-/-	W	39	20
Jan. 3	Tulane	-/-	W	34	16
Jan. 4	Tulane	-/-	W	24	15
	at Vanderbilt	-/-	W	36	18
	Howard	-/-	W	37	12
Feb. 3	LSU	-/-	W	37	20
Feb. 4	LSU	-/-	W	32	28
	at Ole Miss	-/-	W	31	21
	at Ole Miss	-/-	W	30	26
Feb. 7	Tennessee	-/-	W	29	14
Feb. 12	Georgia Tech	-/-	W	36	28
	Sewanee	-/-	W	40	17
Feb. 21	Mississippi State	-/-	W	26	22
Feb. 28	vs. Clemson ^	-/-	W	31	22
March 1	vs. Georgia ^	-/-	W	29	26
March 3	vs. Tennessee ^	-/-	W	32	22
March 4	vs. Duke ^	-/-	W	31	24

^ Southern Conference Tournament (Atlanta)

### 1930-31

Coach: Hank Crisp

14-6 • (9-0 Home, 5-5 Road, 0-1 Neutral)

Date	Opponent	AP Rank	W/L	UA	Opp
	at Butler	-/-	L	20	23
Dec. 31	at Northwestern	-/-	L	10	32
	at Wittenberg	-/-	L	25	42
Jan. 5	South Carolina	-/-	W	45	11
	N.C. State	-/-	W	23	17
	N.C. State	-/-	W	22	15

Jan. 22	at LSU	-/-	W	40	26
Jan. 23	at LSU	-/-	W	37	28
Jan. 24	at Tulane	-/-	W	45	29
	at Tulane	-/-	W	50	25
	Birmingham YMCA	-/-	W	30	12
	at Sewanee	-/-	W	31	25
Feb. 7	at Tennessee	-/-	L	24	26
	Vanderbilt	-/-	W	36	29
	at Georgia Tech	-/-	L	19	23
Feb. 20	Ole Miss	-/-	W	27	25
Feb. 21	Ole Miss	-/-	W	30	21
Feb. 27	vs. Tennessee ^	-/-	L	20	26
	Birmingham Boys Club	-/-	W	45	15
	Birmingham YMCA	-/-	W	39	24

^ Southern Conference Tournament (Atlanta)

### 1931-32

Coach: Hank Crisp

16-4 • (12-0 Home, 3-3 Road, 1-1 Neutral)

Date	Opponent	AP Rank	W/L	UA	Opp
	Birmingham Boys Club	-/-	W	24	12
	Howard	-/-	W	39	22
Jan. 8	Tulane	-/-	W	15	10
Jan. 9	Tulane	-/-	W	38	16
Jan. 15	Florida	-/-	W	32	19
Jan. 16	Florida	-/-	W	28	11
Jan. 22	LSU	-/-	W	34	25
Jan. 23	LSU	-/-	W	37	25
	Tennessee	-/-	W	24	19
Feb. 3	vs. Georgia Tech *	-/-	W	34	19
	at Vanderbilt	-/-	L	32	39
Feb. 6	at Tennessee	-/-	W	25	21
Feb. 8	at Kentucky	-/-	L	22	50
	Chattanooga	-/-	W	32	19
	Sewanee	-/-	W	43	15
Feb. 15	at Ole Miss	-/-	W	23	21
Feb. 16	at Ole Miss	-/-	L	30	33
Feb. 22	at Mississippi State	-/-	W	26	25
	Mississippi State	-/-	W	30	23
Feb. 26	vs. Virginia ^	-/-	L	16	20

\* Birmingham, Ala.

^ Southern Conference Tournament (Atlanta)

### 1932-33

Coach: Hank Crisp

14-5 (12-3 SEC) • (6-0 Home, 7-2 Road, 1-3 Neutral)

Date	Opponent	AP Rank	W/L	UA	Opp
Jan. 2	Tennessee *	-/-	W	43	15
Jan. 4	at LSU *	-/-	L	27	32
Jan. 5	at LSU *	-/-	W	40	36
Jan. 6	at Tulane *	-/-	W	28	26
Jan. 7	at Tulane *	-/-	W	55	23
	vs. NY Celtics ^	-/-	L	34	43
Jan. 18	Ole Miss *	-/-	W	35	26
Jan. 19	Ole Miss *	-/-	W	57	21
	at Sewanee *	-/-	W	40	22
Jan. 24	at Tennessee *	-/-	L	23	26
Jan. 31	at Georgia *	-/-	W	33	23
Feb. 1	at Georgia Tech *	-/-	W	26	19
	Vanderbilt *	-/-	W	37	22
Feb. 6	at Mississippi State *	-/-	W	38	36
	Chattanooga	-/-	W	53	28
Feb. 13	vs. Kentucky * ^	-/-	L	31	35
Feb. 20	Mississippi State *	-/-	W	41	16
	vs. Sewanee !	-/-	W	41	28
Feb. 25	Mississippi State !	-/-	L	25	30

\* SEC game

^ Birmingham, Ala.

! SEC Tournament

### 1933-34

Coach: Hank Crisp

16-2 (13-2 SEC) • (8-0 Home, 5-1 Road, 3-1 Neutral)

SEC Regular-Season Champions					
SEC Tournament Champions					
Date	Opponent	AP Rank	W/L	UA	Opp
Jan. 5	Tulane *	-/-	W	48	23
Jan. 6	Tulane *	-/-	W	53	18
Jan. 12	LSU *	-/-	W	36	33
Jan. 13	LSU *	-/-	W	37	29
Jan. 16	Tennessee *	-/-	W	44	31
Jan. 22	at Ole Miss *	-/-	W	50	25

## ALL-TIME RESULTS



The Tide's 1934 team won the first SEC title in school history.

Jan. 27	at Ole Miss *	-/-	W	34	18
Jan. 29	at Mississippi State *	-/-	W	37	24
Feb. 1	vs. Kentucky **	-/-	L	28	33
Feb. 3	Georgia Tech *	-/-	W	63	18
	at Vanderbilt *	-/-	W	38	32
Feb. 8	at Kentucky *	-/-	L	21	26
Feb. 9	at Tennessee *	-/-	W	54	26
Feb. 12	Georgia *	-/-	W	51	17
Feb. 16	Mississippi State *	-/-	W	29	28
Feb. 24	vs. Mississippi State !	-/-	W	37	25
Feb. 26	vs. Tennessee !	-/-	W	29	26
Feb. 28	vs. Florida !	-/-	W	41	25
Feb. 9	at Tennessee *	-/-	W	54	26
Feb. 12	Georgia *	-/-	W	51	17
Feb. 16	Mississippi State *	-/-	W	29	28
Feb. 24	vs. Mississippi State !	-/-	W	37	25
Feb. 26	vs. Tennessee !	-/-	W	29	26
Feb. 28	vs. Florida !	-/-	W	41	25

\* SEC game

^ Birmingham, Ala.

! SEC Tournament

### 1934-35

Coach: Hank Crisp

9-8 (8-7 SEC) • (6-2 Home, 3-5 Road, 0-1 Neutral)

Date	Opponent	AP Rank	W/L	UA	Opp
	Olsen's Swedes	-/-	L	32	35
Jan. 4	at Tulane *	-/-	W	24	12
Jan. 5	at Tulane *	-/-	W	31	26
Jan. 7	at LSU *	-/-	L	32	34
Jan. 8	at LSU *	-/-	L	39	41
Jan. 14	Ole Miss *	-/-	W	38	26
Jan. 15	Ole Miss *	-/-	W	42	27
	Vanderbilt *	-/-	L	33	44
Feb. 1	vs. Kentucky **	-/-	L	26	33
Feb. 4	Tennessee *	-/-	W	45	29
Feb. 7	Florida *	-/-	W	27	25
Feb. 9	at Tennessee *	-/-	W	30	28
Feb. 11	at Kentucky *	-/-	L	16	25
	Howard	-/-	W	47	23
Feb. 20	at Georgia *	-/-	L	21	26
Feb. 22	Mississippi State *	-/-	W	30	22
Feb. 23	at Mississippi State *	-/-	L	41	45

\* SEC game

^ Birmingham, Ala.

### 1935-36

Coach: Hank Crisp

15-9 (9-6 SEC) • (11-1 Home, 2-5 Road, 2-3 Neutral)

Date	Opponent	AP Rank	W/L	UA	Opp
	Birmingham YMCA	-/-	W	28	12
	Olsen's Swedes	-/-	W	42	18
	Oglethorpe	-/-	W	54	25
Jan. 3	Tulane *	-/-	W	26	20
Jan. 4	Tulane *	-/-	W	34	25
Jan. 10	LSU *	-/-	W	37	25
Jan. 11	LSU *	-/-	W	43	34
Jan. 18	Tennessee *	-/-	L	34	39
Jan. 27	at Ole Miss *	-/-	L	34	42
Jan. 28	at Ole Miss *	-/-	W	38	32
Jan. 29	at Mississippi State *	-/-	L	20	33
Feb. 3	vs. Kentucky *	-/-	L	30	32
	at Vanderbilt *	-/-	W	32	30
Feb. 7	at Kentucky *	-/-	L	34	40
	at Xavier	-/-	L	21	35
Feb. 10	at Tennessee *	-/-	L	20	28
	Vanderbilt *	-/-	W	33	28
Feb. 17	Georgia *	-/-	W	41	28
	Howard	-/-	W	34	23
	vs. NY Celtics	-/-	L	24	41
Feb. 24	Mississippi State *	-/-	W	54	19
	vs. LSU !	-/-	W	52	30
Feb. 29	vs. Georgia Tech !	-/-	W	43	34
March 2	vs. Tennessee !	-/-	L	25	29

\* SEC game

! SEC Tournament

### 1936-37

Coach: Hank Crisp

11-10 (7-8 SEC) • (7-2 Home, 3-6 Road, 1-2 Neutral)

Date	Opponent	AP Rank	W/L	UA	Opp
	Birmingham YMCA	-/-	W	43	23
Jan. 4	at Tulane *	-/-	L	22	33
Jan. 5	at Tulane *	-/-	W	28	27
Jan. 6	at LSU *	-/-	L	23	43
Jan. 7	at LSU *	-/-	L	27	47
Jan. 16	Tennessee *	-/-	L <sup>201</sup>	31	36
Feb. 8	at Tennessee *	-/-	L	23	26
	at Vanderbilt *	-/-	L	19	23
	Vanderbilt *	-/-	W	29	19
Jan. 26	at Georgia *	-/-	L	19	29
	Howard	-/-	W	26	23
	Loyola-New Orleans	-/-	W	51	28
Feb. 1	vs. Kentucky **	-/-	L	37	38

Feb. 10	at Kentucky *	-/-	W	34	31
	Chattanooga	-/-	L	29	32
Feb. 15	Ole Miss *	-/-	W	38	34
Feb. 16	Ole Miss *	-/-	W	32	31
Feb. 19	at Mississippi State *	-/-	W	32	20
Feb. 20	Mississippi State *	-/-	W	38	25
Feb. 26	vs. Ole Miss !	-/-	W	35	34
Feb. 27	vs. Tennessee !	-/-	L	25	42

\* SEC game

^ Birmingham, Ala.

! SEC Tournament

### 1937-38

Coach: Hank Crisp

4-13 (4-12 SEC) • (4-2 Home, 0-9 Road, 0-2 Neutral)

Date	Opponent	AP Rank	W/L	UA	Opp
Jan. 7	at Tulane *	-/-	L	19	24
Jan. 8	at Tulane *	-/-	L	21	45
Jan. 14	Tennessee *	-/-	L	17	27
	Vanderbilt *	-/-	L	36	39
Jan. 26	at Georgia Tech *	-/-	L	24	36
Jan. 31	vs. Kentucky **^	-/-	L	31	57
	at Vanderbilt *	-/-	L	26	46
Feb. 7	LSU *	-/-	W	41	33
Feb. 8	LSU *	-/-	W	33	32
Feb. 11	at Tennessee *	-/-	L	22	36
Feb. 12	at Kentucky *	-/-	L	21	28
Feb. 14	Georgia *	-/-	W	39	26
Feb. 16	at Ole Miss *	-/-	L	36	43
Feb. 17	at Ole Miss *	-/-	L	38	50
Feb. 22	Mississippi State *	-/-	W	37	35
Feb. 26	at Mississippi State *	-/-	L	37	44
	vs. Vanderbilt !	-/-	L	26	50

\* SEC game

^ Birmingham, Ala.

! SEC Tournament (Baton Rouge, La.)

### 1938-39

Coach: Hank Crisp

16-5 (13-4 SEC) • (10-2 Home, 5-2 Road, 1-1 Neutral)

SEC Regular-Season Champions

Date	Opponent	AP Rank	W/L	UA	Opp
	Birmingham YMCA	-/-	W	41	22
	Howard	-/-	W	40	32
	Millsaps	-/-	W	48	35
Jan. 4	at Tulane *	-/-	W	41	32
Jan. 5	at Tulane *	-/-	W	38	31
Jan. 6	at LSU *	-/-	W	39	30



## ALL-TIME RESULTS

Jan. 7	at LSU *	-/-	L	29	33
	Sewanee *	-/-	W	38	21
Jan. 13	Tennessee *	-/-	W	39	37
	Vanderbilt *	-/-	L	34	36
Jan. 23	at Georgia *	-/-	L	26	31
Jan. 28	vs. Kentucky **	-/-	W	41	38
	at Vanderbilt *	-/-	W	30	24
Feb. 6	Ole Miss *	-/-	W	46	25
Feb. 7	Ole Miss *	-/-	W	30	21
Feb. 10	at Tennessee *	-/-	W <sup>OT</sup>	42	37
Feb. 11	at Kentucky *	-/-	L	27	45
Feb. 15	Georgia Tech *	-/-	W	39	25
Feb. 20	at Mississippi State *	-/-	W	38	26
Feb. 27	Mississippi State *	-/-	W	49	36
	vs. Vanderbilt !	-/-	L	35	41

\* SEC game

^ Birmingham, Ala.

! SEC Tournament (Knoxville, Tenn.)

### 1939-40

Coach: Hank Crisp

18-5 (14-4 SEC) • (8-4 Home, 8-0 Road, 2-1 Neutral)

SEC Regular-Season Champions

Date	Opponent	AP Rank	W/L	UA	Opp
	Birmingham YMHA	-/-	W	52	29
Dec. 14	at Florida *	-/-	W	48	45
Dec. 15	at Florida *	-/-	W	47	38
Jan. 8	Tulane *	-/-	W	42	28
Jan. 9	Tulane *	-/-	W	46	29
Jan. 13	Tennessee *	-/-	L	23	26
Jan. 15	LSU *	-/-	L	28	33
	Vanderbilt *	-/-	W	43	32
Jan. 22	Ole Miss *	-/-	W	50	40
Jan. 27	vs. Kentucky **	-/-	W	36	32
Jan. 31	at Georgia Tech *	-/-	W	52	34
Feb. 1	at Georgia *	-/-	L	22	36
	at Chattanooga	-/-	W	31	29
	at Vanderbilt *	-/-	W	32	29
Feb. 5	Georgia *	-/-	W	33	21
Feb. 10	at Kentucky *	-/-	L	18	46
Feb. 12	at Tennessee *	-/-	W	26	23
	Howard	-/-	W	39	32
Feb. 20	Mississippi State *	-/-	W	34	26
Feb. 22	at Ole Miss *	-/-	W	28	25
Feb. 23	at Mississippi State *	-/-	W	34	33
Feb. 29	vs. LSU !	-/-	W	31	25
March 1	vs. Georgia !	-/-	L	28	30

\* SEC game

^ Birmingham, Ala.

! SEC Tournament (Knoxville, Tenn.)

### 1940-41

Coach: Hank Crisp

14-8 (11-7 SEC) • (9-1 Home, 3-6 Road, 2-1 Neutral)

Date	Opponent	AP Rank	W/L	UA	Opp
	Birmingham YMCA	-/-	W	35	26
Dec. 16	Florida *	-/-	L	34	38
Dec. 17	Florida *	-/-	W	28	22
Jan. 6	at LSU *	-/-	L	28	37
Jan. 7	at Tulane *	-/-	W	25	24
Jan. 8	at Tulane *	-/-	L	28	32
Jan. 11	Tennessee *	-/-	W	27	22
Jan. 13	LSU *	-/-	W	36	32
Jan. 24	Vanderbilt *	-/-	W	48	24
	at Vanderbilt *	-/-	W	40	28
Jan. 30	at Mississippi State *	-/-	L	30	31
Feb. 3	Kentucky *	-/-	L	36	38
Feb. 8	at Kentucky *	-/-	L	38	46
Feb. 10	at Tennessee *	-/-	L	23	34
Feb. 12	Georgia Tech *	-/-	W	46	32
Feb. 14	at Ole Miss *	-/-	W	44	40
Feb. 17	Georgia *	-/-	W	42	37
Feb. 21	Mississippi State *	-/-	W	32	28
Feb. 22	Ole Miss *	-/-	W	46	21
Feb. 27	vs. Georgia Tech !	-/-	W	39	33
Feb. 28	vs. Auburn !	-/-	W	38	16
March 1	vs. Kentucky !	-/-	L	37	39

\* SEC game

! SEC Tournament (Louisville, Ky.)

### 1941-42

Coach: Hank Crisp

18-6 (13-4 SEC) • (11-2 Home, 4-3 Road, 3-1 Neutral)

Date	Opponent	AP Rank	W/L	UA	Opp
	Birmingham YMCA	-/-	W	38	33
Dec. 15	Florida *	-/-	W	37	30
Dec. 16	Florida *	-/-	W	33	28
	Pensacola NAS	-/-	L	30	34
Jan. 5	Tulane *	-/-	W	42	33
Jan. 6	Tulane *	-/-	W	36	27
Jan. 9	Tennessee *	-/-	L	15	37
Jan. 12	LSU *	-/-	W	40	28
Jan. 14	Ole Miss *	-/-	W	49	20
Jan. 15	at Georgia Tech *	-/-	W	31	25
Jan. 16	at Georgia *	-/-	W	33	29
	Vanderbilt *	-/-	W	33	19
	at Vanderbilt *	-/-	W	37	33
Feb. 2	Kentucky *	-/-	W	41	35
Feb. 7	at Tennessee *	-/-	L	29	36
Feb. 9	at Kentucky *	-/-	L	34	50
Feb. 13	Mississippi State *	-/-	W	37	27
Feb. 18	at Ole Miss *	-/-	W	44	24
Feb. 19	at Mississippi State *	-/-	L	32	33
	Spring Hill	-/-	W	38	14
Feb. 26	vs. Georgia Tech !	-/-	W	37	32
Feb. 27	vs. LSU !	-/-	W <sup>OT</sup>	45	31
Feb. 28	vs. Tennessee !	-/-	W	21	18
	vs. Kentucky !	-/-	L	34	36

\* SEC game

^ Birmingham, Ala.

! SEC Tournament (Louisville, Ky.)

### 1942-43

Coach: Paul Burnum

10-10 (9-9 SEC) • (9-3 Home, 1-6 Road, 0-1 Neutral)

Date	Opponent	AP Rank	W/L	UA	Opp
Dec. 11	Florida *	-/-	W	39	30
Dec. 12	Florida *	-/-	W	32	26
Jan. 9	Tennessee *	-/-	L	27	37
	LSU *	-/-	L	29	32
	at LSU *	-/-	L	32	36
Jan. 15	at Tulane *	-/-	L	32	41
Jan. 16	at Tulane *	-/-	W	48	30
	at Vanderbilt *	-/-	L	27	31
	Vanderbilt *	-/-	W	29	26
Jan. 23	Georgia Tech *	-/-	W	33	25
	Columbus AAB	-/-	W	37	26
Jan. 30	Kentucky *	-/-	W	41	32
Feb. 1	Ole Miss *	-/-	W	50	40
Feb. 6	at Kentucky *	-/-	L	41	67
Feb. 8	at Tennessee *	-/-	L	33	36
Feb. 10	Georgia *	-/-	W	47	25
Feb. 15	at Ole Miss *	-/-	L	29	44
Feb. 16	at Mississippi State *	-/-	L	41	49
Feb. 22	Mississippi State *	-/-	W	47	37
Feb. 26	vs. LSU !	-/-	L	41	47

\* SEC game, ! SEC Tournament (Louisville, Ky.)

### 1943-44

(no team due to WWII)

### 1944-45

Coach: Malcolm Laney

10-5 (5-3 SEC) • (6-1 Home, 3-3 Road, 1-1 Neutral)

Date	Opponent	AP Rank	W/L	UA	Opp
Jan. 11	Tennessee *	-/-	L	14	23
Jan. 13	Georgia Tech *	-/-	W	31	26
	Georgia *	-/-	W	54	28
	Northington Hospital	-/-	W	54	13
	at Columbus AAF	-/-	W	42	36
	Columbus AAF	-/-	W	32	31
	at Craig AAF	-/-	L	42	53
Feb. 5	Mississippi State *	-/-	W	55	36
	Craig AAF	-/-	W	57	38
Feb. 14	at Georgia Tech *	-/-	L	45	53
Feb. 15	at Georgia *	-/-	W <sup>OT</sup>	61	59
Feb. 19	at Tennessee *	-/-	L	27	38
Feb. 24	at Mississippi State *	-/-	W	57	38
March 2	vs. Tulane !	-/-	W	51	31
March 3	vs. Kentucky !	-/-	L	41	52

\* SEC game

! SEC Tournament (Louisville, Ky.)

### 1945-46

Coach: Hank Crisp

11-5 (8-4 SEC) • (6-2 Home, 4-2 Road, 1-1 Neutral)

Date	Opponent	AP Rank	W/L	UA	Opp
Jan. 7	at Georgia *	-/-	L	37	59
Jan. 8	at Georgia Tech *	-/-	W	44	37
	LSU *	-/-	L	26	48
Jan. 17	Tulane *	-/-	W	39	28
Jan. 19	Georgia Tech *	-/-	L	30	36
Jan. 22	Georgia *	-/-	W	45	27
Jan. 30	at Ole Miss *	-/-	W	36	34
Feb. 6	at Mississippi State *	-/-	W	34	29
	at Columbus AAB	-/-	W	55	34
Feb. 9	Ole Miss *	-/-	W	61	45
	Columbus AAB	-/-	W	55	26
	at LSU *	-/-	L	30	44
Feb. 18	at Tulane *	-/-	W	46	43
Feb. 23	Mississippi State *	-/-	W	48	40
March 1	vs. Tennessee !	-/-	W	35	24
March 2	vs. Kentucky !	-/-	L	30	59

\* SEC game

! SEC Tournament (Louisville, Ky.)

### 1946-47

Coach: Floyd Burdette

16-6 (13-5 SEC) • (9-2 Home, 6-3 Road, 1-1 Neutral)

Date	Opponent	AP Rank	W/L	UA	Opp
Dec. 7	Craig AAF	-/-	W	40	19
Dec. 11	at Craig AAF	-/-	W	76	26
Dec. 15	Florida *	-/-	W	45	15
Jan. 2	at Birmingham Vulcans	-/-	W	43	33
Jan. 7	Georgia *	-/-	W	48	27
Jan. 9	vs. Ole Miss **	-/-	W	46	40
Jan. 11	at Vanderbilt *	-/-	W	49	36
Jan. 13	LSU *	-/-	W	45	38
Jan. 17	at Georgia Tech *	-/-	W	42	38
Jan. 18	at Georgia *	-/-	W	53	45
Jan. 25	Vanderbilt *	-/-	W	38	33
Jan. 27	Tulane *	-/-	W	41	39
Jan. 30	Mississippi State *	-/-	W	56	42
Feb. 1	Georgia Tech *	-/-	W	64	46
Feb. 3	Kentucky *	-/-	L	37	48
Feb. 7	at LSU *	-/-	L	43	54
Feb. 8	at Tulane *	-/-	L	49	59
Feb. 15	Ole Miss *	-/-	W	83	30
Feb. 17	at Kentucky *	-/-	L	33	63
Feb. 21	at Ole Miss *	-/-	W	33	28
Feb. 22	at Mississippi State *	-/-	L	34	37
Feb. 27	vs. Georgia Tech !	-/-	L	40	45

\* SEC Game

^ Memphis, Tenn.

! SEC Tournament (Louisville, Ky.)

### 1947-48

Coach: Floyd Burdette

15-12 (8-8 SEC) • (11-2 Home, 1-6 Road, 3-4 Neutral)

Date	Opponent	AP Rank	W/L	UA	Opp
Dec. 6	Birmingham-Southern	-/-	W	41	22
Dec. 13	Howard	-/-	W	39	28
Dec. 19	Maxwell Field AAF	-/-	W	68	43
Dec. 20	Spring Hill	-/-	W	65	41
Dec. 23	vs. Pittsburgh ^	-/-	W	39	29
Dec. 29	vs. Rice ~	-/-	W	45	42
Dec. 30	vs. Texas ~	-/-	L	31	40
Dec. 31	vs. Baylor ~	-/-	L	24	29
Jan. 9	Georgia *	-/-	L <sup>OT</sup>	44	47
Jan. 10	Tennessee *	-/-	L	35	47
Jan. 17	Georgia *	-/-	W	48	47
Jan. 21	vs. Arkansas &	-/-	L	35	42
Jan. 24	Vanderbilt *	-/-	W	60	31
Jan. 27	LSU *	-/-	W	49	43
Jan. 29	at Mississippi State *	-/-	L	31	32
Jan. 31	Georgia Tech *	-/-	W	44	31
Feb. 5	Kentucky *	-/-	L	31	41
Feb. 7	Tulane *	-/-	W	50	49
Feb. 10	Ole Miss *	-/-	W	37	36
Feb. 14	at Vanderbilt *	-/-	L	32	58
Feb. 16	at Kentucky *	-/-	L	33	63
Feb. 19	Mississippi State *	-/-	W	55	47
Feb. 21	Ole Miss *	-/-	L	35	40
Feb. 24	at Birmingham-Southern	-/-	W	38	27
Feb. 28	at Tulane *	-/-	L	29	37
March 1	at LSU *	-/-	W	37	32

## ALL-TIME RESULTS

March 4	vs. Georgia Tech !	-/	L	34	46
^ Birmingham, Ala.					
& Memphis, Tenn.					
~ All-Team Tournament (Oklahoma City, Okla.)					
* SEC game					
! SEC Tournament (Louisville, Ky.)					

### 1948-49

Coach: Floyd Burdette

13-12 (9-9 SEC) • (6-3 Home, 5-6 Road, 2-3 Neutral)

Date	Opponent	AP Rank	W/L	UA	Opp
	Birmingham-Southern	-/	W	62	36
	at Birmingham-Southern	-/	W	48	38
	at Howard	-/	W	38	37
Dec. 21	vs. Auburn **	-/	W	46	45
	vs. SMU ~	-/	W	42	39
	vs. Oklahoma A&M ~	-/	L	31	44
Dec. 29	vs. Texas ~	-/	L	39	60
Jan. 5	at Auburn *	-/	W	45	38
Jan. 7	Georgia *	-/	W	46	40
Jan. 14	at Georgia Tech *	-/	L	38	51
Jan. 18	at Georgia *	-/	W	49	43
Jan. 20	at LSU *	-/	L	44	51
Jan. 22	at Tulane *	-/	L	46	51
Jan. 5	at Auburn *	-/	W	45	38
Jan. 7	Georgia *	-/	W	46	40
Jan. 14	at Georgia Tech *	-/	L	38	51
Jan. 18	at Georgia *	-/	W	49	43
Jan. 20	at LSU *	-/	L	44	51
Jan. 22	at Tulane *	-/	L	46	51
Jan. 24	Vanderbilt *	-/	L	31	36
Jan. 27	Auburn *	-/	W	39	37
Jan. 29	at Ole Miss *	-/	L	37	42
Feb. 2	Kentucky *	-/	L	40	56
Feb. 5	LSU *	-/	W	56	45
Feb. 8	Mississippi State *	-/	W	50	45
Feb. 12	at Vanderbilt *	-/	L	42	68
Feb. 14	at Kentucky *	-/	L	32	74
Feb. 19	Tulane *	-/	L	40	56
Feb. 22	at Mississippi State *	-/	W	43	31
Feb. 26	Ole Miss *	-/	W	64	57
	vs. Tulane !	-/	L	42	64

^ Birmingham, Ala.  
 ~ All-Team Tournament (Oklahoma City, Okla.)  
 \* SEC game  
 ! SEC Tournament (Louisville, Ky.)

### 1949-50

Coach: Floyd Burdette

9-12 (8-8 SEC) • (6-2 Home, 3-6 Road, 0-4 Neutral)

Date	Opponent	AP Rank	W/L	UA	Opp
Dec. 5	Florence State	-/	W	87	47
Dec. 8	Ole Miss *	-/	W	56	38
Dec. 10	Georgia *	-/	W	53	38
Dec. 17	at Mississippi State *	-/	L	44	47
Dec. 20	at Auburn *	-/	L	40	45
Dec. 27	vs. Arkansas ~	-/	L	33	41
Dec. 28	vs. Texas ~	-/	L	41	48
Dec. 29	vs. Vanderbilt ~	-/	L	44	53
Jan. 7	at Florida *	-/	W	50	48
Jan. 14	Georgia Tech *	-/	W	73	39
Jan. 20	at LSU *	-/	W	60	52
Jan. 21	at Tulane *	-/	W	57	51
Jan. 23	Vanderbilt *	-/	W	47	44
Jan. 28	Auburn *	-/	L	58	66
Feb. 2	Kentucky *	-/	L	64	66
Feb. 8	Mississippi State *	-/	W	58	38
Feb. 11	at Vanderbilt *	-/	L	38	47
Feb. 13	at Kentucky *	-/	L	57	77
Feb. 18	at Auburn *	-/	L	58	67
Feb. 22	at Ole Miss *	-/	L	52	61
March 2	vs. Georgia !	-/	L <sup>OT</sup>	51	52

~ All-Team Tournament (Oklahoma City, Okla.)  
 \* SEC game  
 ! SEC Tournament (Louisville, Ky.)

### 1950-51

Coach: Floyd Burdette

15-8 (11-4 SEC) • (9-1 Home, 4-3 Road, 2-4 Neutral)

Date	Opponent	AP Rank	W/L	UA	Opp
Dec. 5	Southern Miss	-/	W	63	57
Dec. 8	Florence State	-/	W	75	57
Dec. 11	Ole Miss *	-/	L	61	67

Dec. 16	Georgia *	-/	W	60	39
Dec. 19	Auburn *	-/	W	70	46
Dec. 22	vs. SMU *	-/	L	46	60
Dec. 23	vs. LSU ^	-/	L	58	64
Dec. 27	vs. Oklahoma City ~	-/	W	49	46
Dec. 28	vs. Arkansas ~	-/	L	34	46
Dec. 29	vs. Texas ~	-/	W	54	41
Jan. 6	at Tennessee *	-/	W	56	55
Jan. 8	at Vanderbilt *	-/	L	35	49
Jan. 13	at Kentucky *	-/3	L	48	65
Jan. 18	at Auburn *	-/	W	65	64
Jan. 20	at Florida *	-/	L	55	59
Feb. 3	LSU *	-/	W	94	67
Feb. 5	Mississippi State *	-/	W	75	69
Feb. 10	Auburn *	-/	W	63	44
Feb. 12	Tulane *	-/	W	66	57
Feb. 15	at Georgia *	-/	W	56	53
Feb. 17	at Georgia Tech *	-/	W	59	49
Feb. 24	Florida *	-/	W	79	61
March 1	vs. Ole Miss !	-/	L	42	44

^ All-Team Tournament (San Antonio, Texas)  
 ~ All-Team Tournament (Oklahoma City, Okla.)  
 \* SEC game  
 ! SEC Tournament (Louisville, Ky.)

### 1951-52

Coach: Floyd Burdette

13-9 (9-5 SEC) • (9-2 Home, 2-3 Road, 2-4 Neutral)

Date	Opponent	AP Rank	W/L	UA	Opp
Dec. 3	Sewanee	-/	W	86	40
Dec. 5	Jacksonville State	-/	W	86	32
Dec. 8	at LSU *	-/	L	61	68
Dec. 10	at Tulane *	-/	L <sup>OT</sup>	48	51
Dec. 17	at Ole Miss *	-/	W	80	70
Dec. 27	vs. Tulsa ~	-/	L	52	62
Dec. 28	vs. Wyoming ~	-/	L	53	61
Dec. 29	vs. Tulane ~	-/	L	67	73
Jan. 5	Florida *	-/	L	53	55
Jan. 12	vs. Georgia Tech * ^	-/	W	66	60
Jan. 14	Vanderbilt *	-/	W	63	44
Jan. 19	Florence State	-/	W	93	47
Jan. 26	Kentucky *	-/3	L	67	71
Feb. 2	at Auburn *	-/	W	62	60
Feb. 4	Florida *	-/	W	67	59
Feb. 8	at Georgia *	-/	L	51	53
Feb. 11	Tennessee *	-/	W	88	75
Feb. 16	Georgia *	-/	W	74	56
Feb. 19	Mississippi State *	-/	W	63	61
Feb. 23	Auburn *	-/	W	63	50
Feb. 28	vs. Auburn !	-/	W	63	49
March 1	vs. Tennessee !	-/	L	60	61

^ Birmingham, Ala.  
 ~ All-Team Tournament (Oklahoma City, Okla.)  
 \* SEC game  
 ! SEC Tournament (Louisville, Ky.)

### 1952-53

Coach: Johnny Dee

12-9 (6-7 SEC) • (9-5 Home, 2-4 Road, 1-0 Neutral)

Date	Opponent	AP Rank	W/L	UA	Opp
Dec. 1	Samford	-/	W	81	79
Dec. 6	Jacksonville State	-/	L	64	67
Dec. 10	Southern Miss	-/	L	67	75
Dec. 12	Birmingham-Southern	-/	W	82	50
Dec. 17	LSU *	-/10	L	45	58
Dec. 19	vs. Georgia Tech * ^	-/	W	60	57
Dec. 30	Maxwell Field	-/	W	95	34
Jan. 2	Keesler Field	-/	W	65	61
Jan. 5	at Florida *	-/	L	64	69
Jan. 10	at Georgia *	-/	W	85	75
Jan. 12	at Georgia Tech	-/	L	67	69
Jan. 17	Auburn *	-/	W	61	51
Jan. 19	Ole Miss *	-/	W	60	54
Jan. 30	Livingston State	-/	W	89	28
Feb. 2	Mississippi State *	-/	W	70	58
Feb. 6	Florida *	-/	L	60	61
Feb. 7	Georgia *	-/	W	67	64
Feb. 14	Tulane *	-/	L	63	69
Feb. 21	at Tennessee *	-/	L	67	76
Feb. 23	at Vanderbilt *	-/	W	88	80
Feb. 28	at Auburn *	-/	L	73	78

^ Birmingham, Ala.  
 \* SEC game

### 1953-54

Coach: Johnny Dee

16-8 (10-4 SEC) • (7-1 Home, 5-5 Road, 4-2 Neutral)

Date	Opponent	AP Rank	W/L	UA	Opp
Dec. 5	Jacksonville State	-/	W	82	62
Dec. 10	at St. Louis	-/	L	68	82
Dec. 12	at Illinois	-/9	L	53	77
Dec. 14	at Bradley	-/	W	63	61
Dec. 18	vs. Ole Miss ^	-/	W	72	68
Dec. 19	vs. Auburn *	-/	W	70	62
Dec. 28	vs. Texas &	-/	L	52	72
Dec. 29	vs. TCU &	-/	W	68	58
Dec. 30	vs. Baylor &	-/	W	67	61
Jan. 2	vs. Holy Cross %	-/12	L	68	70
Jan. 9	at Ole Miss *	-/	L	60	62
Jan. 11	at Mississippi State *	-/	W	69	52
Jan. 16	Auburn *	-/	W	70	58
Jan. 30	at Georgia *	-/	W	76	70
Feb. 1	at Florida *	-/	W	80	71
Feb. 6	Georgia Tech *	-/	W	82	61
Feb. 8	Vanderbilt *	-/	W	87	75
Feb. 13	Georgia *	-/	W	112	76
Feb. 15	Florida *	-/	W	85	58
Feb. 20	at Tulane *	-/	L	50	54
Feb. 22	at LSU *	-/	L	61	79
Feb. 27	Tennessee *	-/	W	70	59
March 1	Kentucky *	-/2	L	43	68
March 6	Auburn *	-/	W	57	55

^ Birmingham Classic (Birmingham, Ala.)  
 & Southwestern Tournament (Houston, Texas)  
 % Montgomery, Ala.  
 \* SEC game

### 1954-55

Coach: Johnny Dee

19-5 (11-3 SEC) • (8-1 Home, 5-3 Road, 6-1 Neutral)

No. 12 AP Final Ranking

Date	Opponent	AP Rank	W/L	UA	Opp
Dec. 1	Jacksonville State	-/	W	91	63
Dec. 4	at St. Louis	-/	L	45	50
Dec. 7	at Bradley	-/	W	84	65
Dec. 17	vs. Texas ^	-/	W	89	54
Dec. 18	vs. West Virginia ^	-/	W	96	82
Dec. 20	Nebraska	-/	W	88	76
Dec. 27	vs. Baylor &	-/	W	70	67
Dec. 28	vs. Arkansas &	-/	W	94	64
Dec. 29	vs. TCU &	-/	L	62	77
Jan. 4	North Carolina	-/	W	77	55
Jan. 8	Ole Miss *	-/	W	70	59
Jan. 10	Mississippi State *	-/	W	99	73
Jan. 15	vs. Auburn * %	-/20	W	99	78
Jan. 29	Georgia *	-/	W	101	74
Jan. 31	Florida *	-/	L	74	76
Feb. 5	Georgia Tech *	-/	W	76	72
Feb. 7	Vanderbilt *	-/20	L	56	78
Feb. 12	Georgia *	-/	W	98	77
Feb. 14	Florida *	-/	W	89	80
Feb. 19	Tulane *	-/	W	90	59
Feb. 21	LSU *	-/	W	71	51
Feb. 26	Tennessee *	-/	W	88	81
Feb. 28	Kentucky *	-/2	L	52	66
March 5	vs. Auburn * %	-/	W	84	80

^ Birmingham Classic (Birmingham, Ala.)  
 & Southwestern Tournament (Houston)  
 % Montgomery, Ala.  
 \* SEC game

### 1955-56

Coach: Johnny Dee

21-3 (14-0 SEC) • (7-0 Home, 8-2 Road, 6-1 Neutral)

## ALL-TIME RESULTS

Jan. 9	Mississippi State *	-/-	W	87	75
Jan. 14	Auburn *	-/-	W	86	77
Jan. 21	Louisiana College	-/-	W	105	71
Jan. 28	Georgia *	-/-	W	99	75
Feb. 4	Georgia Tech *	-/-	W	93	60
Feb. 6	Vanderbilt *	-/3	W	88	61
Feb. 11	Georgia *	-/-	W	94	69
Feb. 13	Florida *	-/-	W	108	74
Feb. 18	Tulane *	-/-	W	79	60
Feb. 20	LSU *	-/-	W	77	59
Feb. 25	vs. Kentucky * %	-/8	W	101	77
Feb. 27	Tennessee *	-/-	W	95	81
March 2	vs. Auburn * %	-/-	W	93	82
March 5	Florida *	-/-	W	82	75

^ Birmingham Classic (Birmingham, Ala.)  
 & Sugar Bowl Tournament (New Orleans, La.)  
 % Montgomery, Ala.  
 \* SEC game

### 1956-57

Coach: Eugene Lambert

15-11 (7-7 SEC) • (10-1 Home, 1-7 Road, 4-3 Neutral)

Date	Opponent	AP Rank	W/L	UA	Opp
Dec. 3	Jacksonville State	-/-	W	102	56
Dec. 5	Birmingham-Southern	-/-	W	110	69
Dec. 8	vs. Eastern Kentucky %	-/-	W	103	88
Dec. 11	Howard	-/-	W	109	88
Dec. 14	vs. Duke ^	-/-	L	78	89
Dec. 15	vs. Southern Miss ^	-/-	W	81	63
Dec. 20	at Wake Forest	-/-	L	50	73
Dec. 22	at Canisius	-/18	L	63	74
Dec. 28	vs. Houston &	-/-	L	68	76
Dec. 29	vs. Virginia Tech &	-/-	W	62	47
Jan. 2	Mississippi College	-/-	W	86	53
Jan. 5	Ole Miss *	-/-	W	93	84
Jan. 7	Mississippi State *	-/-	W	83	78
Jan. 12	Louisiana College	-/-	W	111	55
Jan. 19	vs. Auburn * %	-/-	L <sup>OT</sup>	88	92
Jan. 26	Florida *	-/-	L	71	93
Jan. 28	Georgia *	-/-	W	89	73
Feb. 2	at Georgia Tech *	-/-	L	67	92
Feb. 4	at Vanderbilt *	-/-	L	50	61
Feb. 9	at Georgia *	-/-	L	52	64
Feb. 11	at Florida *	-/-	W	66	65
Feb. 16	Tulane *	-/-	W	72	53
Feb. 18	LSU *	-/-	W	82	70
Feb. 23	at Kentucky *	-/3	L	60	79
Feb. 25	at Tennessee *	-/-	L	89	97
March 1	vs. Auburn * %	-/-	W <sup>OT</sup>	81	79

^ Birmingham Classic (Birmingham, Ala.)  
 & Sugar Bowl Tournament (New Orleans, La.)  
 % Montgomery, Ala.  
 \* SEC game

### 1957-58

Coach: Eugene Lambert

17-9 (9-5 SEC) • (10-0 Home, 2-5 Road, 5-4 Neutral)

Date	Opponent	AP Rank	W/L	UA	Opp
Dec. 2	Jacksonville State	-/-	W	86	31
Dec. 5	at Georgia Tech	-/-	L	62	73
Dec. 7	at Louisville	-/-	L	72	80
Dec. 9	Murray State	-/-	W	68	61
Dec. 14	Baylor	-/-	W	70	60
Dec. 19	vs. Clemson ^	-/-	W	78	75
Dec. 20	vs. LSU ^	-/-	W	60	50
Dec. 21	vs. Louisiana Tech ^	-/-	W	63	42
Dec. 27	vs. Moorehead State &	-/9	L	91	98
Dec. 28	vs. Ole Miss &	-/-	L	76	79
Dec. 30	BYU	-/-	W	77	74
Jan. 4	vs. Ole Miss * #	-/-	W	70	44
Jan. 6	at Mississippi State *	-/-	L	42	46
Jan. 11	at Georgia *	-/-	W	72	58
Jan. 13	at Florida *	-/-	L	62	64
Jan. 18	vs. Auburn * %	-/-	W	83	65
Jan. 27	Howard	-/-	W	105	44
Feb. 1	Georgia Tech *	-/-	W <sup>OT</sup>	74	72
Feb. 3	Vanderbilt *	-/-	W	65	60
Feb. 8	Florida *	-/-	W	62	55
Feb. 10	Georgia *	-/-	W	68	64
Feb. 15	at Tulane *	-/-	W	73	64
Feb. 17	at LSU *	-/-	L	49	58
Feb. 22	vs. Kentucky * %	-/13	L	43	45
Feb. 24	Tennessee *	-/20	W	70	37
March 1	Auburn * %	-/20	L	65	67

^ Carousel Classic (Charlotte, N.C.)  
 & MSU Holiday Tournament (Starkville, Miss.)  
 # Memphis, Tenn.  
 % Montgomery, Ala.  
 \* SEC game

### 1958-59

Coach: Eugene Lambert

10-12 (6-8 SEC) • (9-2 Home, 1-6 Road, 0-4 Neutral)

Date	Opponent	AP Rank	W/LUA	Opp	
Dec. 1	Jacksonville State	-/-	W	80	40
Dec. 3	Spring Hill	-/-	W	64	47
Dec. 6	Phillips 66 (Exh.)	-/-	W	39	38
Dec. 10	at Memphis State	-/-	L	55	59
Dec. 13	at Louisville	-/-	L	43	62
Dec. 19	vs. Texas A&M ^	-/-	W	66	62
Dec. 20	vs. Auburn ^	-/13	L	60	79
Dec. 30	Georgia Tech	-/-	L	76	89
Jan. 3	Ole Miss *	-/-	W	89	76
Jan. 5	Mississippi State *	-/8	L	64	81
Jan. 10	vs. Georgia * #	-/-	L	79	80
Jan. 12	at Florida *	-/-	W	82	77
Jan. 17	vs. Auburn * %	-/5	L	55	57
Jan. 26	Louisiana-Lafayette	-/-	W	75	58
Jan. 31	at Georgia Tech *	-/-	L	53	66
Feb. 2	at Vanderbilt *	-/-	L	59	81
Feb. 7	Florida *	-/-	W	67	59
Feb. 9	Georgia *	-/-	W	71	65
Feb. 14	Tulane *	-/-	W	74	72
Feb. 16	LSU *	-/-	W	89	84
Feb. 21	at Tennessee *	-/-	L	68	93
Feb. 23	at Kentucky *	-/3	L	32	39
Feb. 28	vs. Auburn * %	-/6	L	50	69

^ Birmingham Classic (Birmingham, Ala.)  
 # Columbus, Ga.  
 % Montgomery, Ala.  
 \* SEC game

### 1959-60

Coach: Eugene Lambert

7-17 (4-10 SEC) • (7-3 Home, 0-8 Road, 0-6 Neutral)

Date	Opponent	AP Rank	W/L	UA	Opp
Dec. 1	Southern Miss	-/-	W	82	72
Dec. 4	Spring Hill	-/-	W	84	55
Dec. 7	at The Citadel	-/-	L	60	68
Dec. 8	at Georgia Tech	-/-	L	53	69
Dec. 14	Florida State	-/-	L	74	86
Dec. 18	vs. Duke ^	-/-	L	60	78
Dec. 19	vs. Auburn ^	-/-	L	52	59
Dec. 21	at Louisville	-/-	L	54	84
Jan. 2	at Ole Miss *	-/-	L	77	86
Jan. 4	at Mississippi State *	-/-	L	56	85
Jan. 9	vs. Georgia * #	-/-	L	58	70
Jan. 11	at Florida *	-/-	L	76	89
Jan. 16	vs. Auburn * %	-/-	L	66	69
Jan. 26	Oklahoma City	-/-	W	54	52
Jan. 28	at Memphis State	-/-	L	37	63
Jan. 30	Georgia Tech *	-/6	L	48	60
Feb. 1	Vanderbilt *	-/-	W	61	54
Feb. 6	Florida *	-/-	W	67	56
Feb. 8	Georgia *	-/-	W <sup>OT</sup>	64	60
Feb. 13	at Tulane *	-/-	L	61	64
Feb. 15	at LSU *	-/-	L	53	66
Feb. 20	Tennessee *	-/-	W	42	40
Feb. 22	vs. Kentucky * %	-/-	L	55	75
Feb. 27	vs. Auburn * %	-/13	L	61	63

^ Birmingham Classic (Birmingham, Ala.)  
 # Columbus, Ga.  
 % Montgomery, Ala.  
 \* SEC game

### 1960-61

Coach: Hayden Riley

7-18 (5-9 SEC) • (5-4 Home, 0-9 Road, 2-5 Neutral)

Date	Opponent	AP Rank	W/L	UA	Opp
Dec. 1	at Louisville	-/-	L	53	90
Dec. 5	Southern Miss	-/-	L	64	71
Dec. 9	at Loyola-New Orleans	-/-	L	58	70
Dec. 12	Vanderbilt	-/-	L	61	77
Dec. 16	vs. Virginia Tech ^	-/-	W	72	55
Dec. 17	vs. Auburn ^	-/13	L	62	74
Dec. 21	vs. Arkansas &	-/-	L	76	83
Dec. 22	vs. Texas &	-/-	L	78	79

Dec. 30	at SMU	-/-	L	57	84
Jan. 4	Virginia Tech	-/-	W	74	56
Jan. 7	Ole Miss *	-/-	W	80	54
Jan. 10	Mississippi State *	-/-	L	63	80
Jan. 14	vs. Georgia * #	-/-	L	57	63
Jan. 28	vs. Auburn * %	-/-	W <sup>OT</sup>	71	66
Jan. 30	at Florida *	-/-	L	50	52
Jan. 31	at Florida State	-/-	L	57	68
Feb. 4	at Georgia Tech *	-/-	L	49	57
Feb. 6	at Vanderbilt *	-/-	L	70	73
Feb. 11	Florida *	-/-	W	64	56
Feb. 13	Georgia *	-/-	W <sup>OT</sup>	55	51
Feb. 18	Tulane *	-/-	L <sup>OT</sup>	69	71
Feb. 20	LSU *	-/-	W	68	60
Feb. 25	at Kentucky *	-/-	L	53	80
Feb. 27	at Tennessee *	-/-	L	62	77
March 4	vs. Auburn * %	-/-	L	69	80

^ Birmingham Classic (Birmingham, Ala.)  
 & Little Rock Classic (Little Rock, Ark.)

# Columbus, Ga.  
 % Montgomery, Ala.  
 \* SEC game

### 1961-62

Coach: Hayden Riley

11-15 (6-8 SEC) • (9-4 Home, 1-7 Road, 1-4 Neutral)

Date	Opponent	AP Rank	W/L	UA	Opp
Dec. 4	Howard	-/-	W	54	38
Dec. 6	Spring Hill	-/-	W	84	67
Dec. 9	Loyola-New Orleans	-/-	W	58	57
Dec. 11	at Vanderbilt	-/-	L <sup>OT</sup>	63	65
Dec. 15	vs. Virginia Tech ^	-/-	L	65	70
Dec. 16	vs. LSU ^	-/-	L	56	72
Dec. 18	SMU	-/-	L	66	71
Dec. 22	vs. Davidson %	-/-	L	63	68
Jan. 2	at Davidson	-/-	L	67	73
Jan. 3	at Virginia Tech	-/-	L	67	91
Jan. 6	at Ole Miss *	-/-	W	68	62
Jan. 9	at Mississippi State *	-/7	L	48	67
Jan. 13	vs. Georgia *	-/-	W	67	55
Jan. 15	at Florida *	-/-	L	53	74
Jan. 20	vs. Auburn * &	-/-	L	50	60
Jan. 29	Chattanooga	-/-	W	73	56
Jan. 31	Florida State	-/-	W	72	57
Feb. 3	Georgia Tech *	-/-	W	76	70
Feb. 5	Vanderbilt *	-/-	W	82	76
Feb. 10	Florida *	-/-	L	62	69
Feb. 12	Georgia *	-/-	W	79	72
Feb. 17	at Tulane *	-/-	L	75	78
Feb. 19	at LSU *	-/-	L	60	69
Feb. 24	Kentucky *	-/3	L	65	73
Feb. 26	Tennessee *	-/-	W	71	70
March 3	vs. Auburn * &	-/-	L	49	62

^ Birmingham Classic (Birmingham, Ala.)  
 & Montgomery, Ala.  
 # Columbus, Ga.  
 % Florence, Ala.  
 \* SEC game

### 1962-63

Coach: Hayden Riley

14-11 (7-7 SEC) • (11-2 Home, 1-6 Road, 2-3 Neutral)

Date	Opponent	AP Rank	W/L	UA	Opp
Dec. 4	Louisiana-Lafayette	-/-	W	59	53
Dec. 8	Southern Miss	-/-	W	71	52
Dec. 10	at Florida State	-/-	L	63	72
Dec. 13	Chattanooga	-/-	W	76	54
Dec. 15	Texas Tech	-/-	W	62	57
Dec. 17	Georgia Tech	-/-	L	55	58
Dec. 20	Richmond	-/-	W	72	56
Dec. 27	vs. Georgia Southern ^	-/-	W	71	44
Dec. 28	vs. Florida State ^	-/-	L	48	49
Dec. 29	vs. Georgia ^	-/-	W	72	68
Jan. 5	Ole Miss *	-/-	W	80	76
Jan. 7	Mississippi State *	-/-	W <sup>OT</sup>	77	72
Jan. 12	Georgia *	-/-	W	67	61
Jan. 14	at Florida *	-/-	L <sup>OT</sup>	67	69
Jan. 19	vs. Auburn * %	-/-	L <sup>OT</sup>	78	81
Jan. 28	Florida State	-/-	L <sup>OT</sup>	61	63
Feb. 2	at Georgia Tech *	-/6	L	58	74
Feb. 4	at Vanderbilt *	-/-	L <sup>OT</sup>	73	74
Feb. 9	Florida *	-/-	W	75	74
Feb. 11	at Georgia *	-/-	W	61	59
Feb. 16	Tulane *	-/-	W	83	79



## ALL-TIME RESULTS

Feb. 18	LSU *	-/-	W	75	71
Feb. 23	at Tennessee *	-/-	L	60	73
Feb. 25	at Kentucky *	-/-	L	63	80
March 2	vs. Auburn * %	-/-	L <sup>OT</sup>	67	74

^ Savannah Jaycee Invitational (Savannah, Ga.)

% Montgomery, Ala.

\* SEC game

### 1963-64

Coach: Hayden Riley

14-12 (7-7 SEC) • (9-3 Home, 4-6 Road, 1-3 Neutral)

Date	Opponent	AP Rank	W/L	UA	Opp
Dec. 2	Delta State	-/-	W	111	66
Dec. 7	Howard	-/-	W	99	78
Dec. 9	Florida State	-/-	W	62	53
Dec. 14	at Texas Tech	-/-	L	74	92
Dec. 16	at Memphis State	-/-	L	75	108
Dec. 18	at Samford	-/-	W	75	67
Dec. 21	Southern Miss	-/-	W	80	74
Dec. 27	vs. The Citadel ^	-/-	L	67	76
Dec. 28	vs. TCU ^	-/-	L	64	70
Jan. 1	at Georgia *	-/-	L	47	49
Jan. 4	at Ole Miss *	-/-	W	83	77
Jan. 6	at Mississippi State *	-/-	L	56	69
Jan. 11	Spring Hill	-/-	W	76	55
Jan. 13	Chattanooga	-/-	W	96	64
Jan. 18	vs. Auburn *&	-/-	W	86	72
Jan. 27	at Florida *	-/-	L	60	86
Jan. 29	at Florida State	-/-	L	77	95
Feb. 1	Georgia Tech *	-/-	L	81	93
Jan. 4	at Ole Miss *	-/-	W	83	77
Jan. 6	at Mississippi State *	-/-	L	56	69
Jan. 11	Spring Hill	-/-	W	76	55
Jan. 13	Chattanooga	-/-	W	96	64
Jan. 18	vs. Auburn *&	-/-	W	86	72
Jan. 27	at Florida *	-/-	L	60	86
Jan. 29	at Florida State	-/-	L	77	95
Feb. 1	Georgia Tech *	-/-	L	81	93
Feb. 3	Vanderbilt *	-/5	L	73	111
Feb. 8	Florida *	-/-	L	71	97
Feb. 10	Georgia *	-/-	W	72	70
Feb. 15	at Tulane *	-/-	W	86	73
Feb. 17	at LSU *	-/-	W	72	70
Feb. 22	Tennessee *	-/-	W	67	64
Feb. 24	Kentucky *	-/3	W	65	59
Feb. 29	vs. Auburn * &	-/-	L	76	83

^ Poinsettia Classic (Greenville, S.C.)

& Montgomery, Ala.

\* SEC game

### 1964-65

Coach: Hayden Riley

17-9 (9-7 SEC) • (9-1 Home, 5-5 Road, 3-3 Neutral)

Date	Opponent	AP Rank	W/L	UA	Opp
Dec. 1	Howard	-/-	W	114	57
Dec. 5	Southern Miss	-/-	W	102	73
Dec. 7	Florida State	-/-	W <sup>OT</sup>	76	73
Dec. 12	at Memphis State	-/-	L	73	83
Dec. 18	vs. Virginia Tech ^	-/-	W	72	53
Dec. 19	vs. North Carolina ^	-/-	W	66	61
Dec. 21	at Richmond	-/-	W	80	70
Dec. 28	vs. Davidson #	-/10	L	62	79
Dec. 29	vs. Duquesne #	-/-	W	62	57
Jan. 2	at Ole Miss *	-/-	W	91	87
Jan. 4	at Mississippi State *	-/-	L	68	96
Jan. 9	Ole Miss *	-/-	W	107	72
Jan. 11	Mississippi State *	-/-	W	95	83
Jan. 16	vs. Auburn * &	-/-	L	68	93
Jan. 25	Florida *	-/-	L	51	67
Jan. 27	at Georgia *	-/-	W <sup>OT</sup>	72	67
Jan. 30	at Florida State	-/-	W	75	66
Jan. 6	at LSU *	-/-	L	64	67
Feb. 8	at Tulane *	-/-	W	83	68
Feb. 13	Tulane *	-/-	W	108	81
Feb. 15	LSU *	-/-	W	90	78
Feb. 20	Tennessee *	-/8	W	63	58
Feb. 22	Kentucky *	-/-	W	75	71
Feb. 27	at Vanderbilt *	-/9	L	54	75
March 1	at Kentucky *	-/-	L	72	78
March 6	vs. Auburn *&	-/-	L	60	80

^ Virginia Tech Classic (Blacksburg, Va.)

# Charlotte Invitational (Charlotte, N.C.)

& Montgomery, Ala.

\* SEC game

### 1965-66

Coach: Hayden Riley

16-10 (9-7 SEC) • (10-2 Home, 4-4 Road, 2-4 Neutral)

Date	Opponent	AP Rank	W/L	UA	Opp
Dec. 1	Southern Miss	-/-	W	76	67
Dec. 4	Rice	-/-	W	84	80
Dec. 6	Samford	-/-	W	89	65
Dec. 11	at Southern Miss	-/-	W	93	79
Dec. 13	at Jacksonville	-/-	W	91	76
Dec. 17	vs. Clemson ^	-/-	L	62	76
Dec. 18	vs. Massachusetts ^	-/-	W	79	73
Dec. 29	vs. Penn State #	-/-	L	66	68
Dec. 30	vs. DePaul #	-/-	L	64	80
Jan. 3	at Florida *	-/-	L	53	56
Jan. 8	Stetson	-/-	W	75	50
Jan. 12	Georgia *	-/-	W	68	60
Jan. 22	vs. Auburn *&	-/-	L	71	90
Jan. 25	at Mississippi State *	-/-	W	71	63
Jan. 29	at Tennessee *	-/-	L	56	91
Jan. 31	at Kentucky *	-/2	L	62	82
Feb. 5	Tulane *	-/-	W	77	67
Feb. 7	LSU *	-/-	W	66	62
Feb. 9	at Ole Miss *	-/-	W	79	60
Feb. 12	Vanderbilt *	-/5	L	63	71
Feb. 14	Kentucky *	-/1	L	67	90
Feb. 19	at LSU *	-/-	W	81	73
Feb. 21	at Tulane *	-/-	L	72	73
Feb. 26	Mississippi State *	-/-	W <sup>OT</sup>	77	76
Feb. 28	Ole Miss *	-/-	W	99	66
March 5	vs. Auburn *&	-/-	W	88	83

^ Virginia Tech Classic (Blacksburg, Va.)

# Gator Bowl Tournament (Jacksonville, Fla.)

& Montgomery, Ala.

\* SEC game

### 1966-67

Coach: Hayden Riley

13-13 (6-12 SEC) • (8-3 Home, 2-8 Road, 3-2 Neutral)

Date	Opponent	AP Rank	W/L	UA	Opp
Dec. 1	Jacksonville State	-/-	W	99	78
Dec. 5	Louisiana Tech	-/-	W	84	73
Dec. 7	at Southern Miss ^	-/-	L	65	77
Dec. 8	vs. Texas A&M ^	-/-	W	89	68
Dec. 12	at Southern Miss *	-/-	W	103	89
Dec. 17	at Ole Miss *	-/-	L	58	79
Dec. 19	at Mississippi State *	-/-	L	59	63
Dec. 27	vs. TCU #	-/-	W	81	71
Dec. 28	vs. Florida State #	-/-	W	80	79
Jan. 2	Vanderbilt *	-/9	L	81	84
Jan. 7	at Tennessee *	-/-	L	52	77
Jan. 14	LSU *	-/-	W	76	74
Jan. 21	at Samford	-/-	W	102	89
Jan. 23	Mississippi State *	-/-	W	91	74
Jan. 28	Florida *	-/-	L	74	86
Jan. 30	Georgia *	-/-	L	66	73
Feb. 4	at Georgia *	-/-	L	60	68
Feb. 6	at Florida *	-/-	L	50	82
Feb. 11	vs. Auburn *&	-/-	L	63	66
Feb. 13	Ole Miss *	-/-	W	83	73
Feb. 18	at LSU *	-/-	W	86	77
Feb. 20	at Vanderbilt *	-/9	L	80	117
Feb. 25	Kentucky *	-/-	W	81	71
Feb. 27	Tennessee *	-/9	W	53	52
March 3	vs. Auburn *&	-/-	L	96	99
March 6	at Kentucky *	-/-	L	78	110

^ Hattiesburg Classic (Hattiesburg, Miss.)

# Mobile Classic (Mobile, Ala.)

& Montgomery, Ala.

\* SEC game

### 1967-68

Coach: Hayden Riley

10-16 (3-15 SEC) • (8-8 Home, 0-8 Road, 2-0 Neutral)

Date	Opponent	AP Rank	W/L	UA	Opp
Dec. 4	Virginia Tech	-/-	W	92	70
Dec. 9	Duke	-/-	L	80	86
Dec. 11	Southern Miss	-/-	W	90	86
Dec. 16	Ole Miss *	-/-	W	76	59
Dec. 18	Mississippi State *	-/-	W	80	69
Dec. 21	Arkansas	-/-	W	82	65
Dec. 27	vs. Baylor ^	-/-	W	85	75
Dec. 28	vs. Tulane ^	-/-	W	90	83
Dec. 30	at LSU *	-/-	L	70	81
Jan. 2	Vanderbilt *	-/4	L <sup>OT</sup>	61	67

Jan. 6	Tennessee *	-/6	L	63	82
Jan. 8	Kentucky *	-/5	L	76	84
Jan. 13	Birmingham-Southern	-/-	W	90	68
Jan. 22	at Mississippi State *	-/-	L	69	72
Jan. 27	at Florida *	-/-	L	75	88
Jan. 29	at Georgia *	-/-	L	73	95
Feb. 1	Samford !	-/-	W	86	65
Feb. 3	Georgia *	-/-	L	81	95
Feb. 5	Florida *	-/-	L	59	64
Feb. 10	Auburn *	-/-	W	64	63
Feb. 12	at Ole Miss *	-/-	L	69	77
Feb. 17	LSU *	-/-	L	89	99
Feb. 19	Vanderbilt *	-/9	L	74	89
Feb. 24	at Kentucky *	-/5	L	83	96
Feb. 26	at Tennessee *	-/-	L	56	75
March 2	at Auburn *	-/-	L	69	73

^ Mobile Classic (Mobile, Ala.)

& Montgomery, Ala.

\* SEC game

! First game in Coleman Coliseum

### 1968-69

Coach: C.M. Newton

4-20 (1-17 SEC) • (3-9 Home, 0-10 Road, 1-1 Neutral)

Date	Opponent	AP Rank	W/L	UA	Opp
Dec. 2	at Duke	-/17	L	48	86
Dec. 4	Texas	-/-	W	88	62
Dec. 9	Georgia *	-/-	L	73	80
Dec. 13	Miami	-/-	W	85	73
Dec. 16	Florida *	-/-	L	45	56
Dec. 19	Clemson	-/-	L	74	96
Dec. 21	vs. Arkansas ^	-/-	L	48	52
Dec. 30	vs. Samford !	-/-	W	87	64
Jan. 4	LSU *	-/-	W	85	83
Jan. 11	Vanderbilt *	-/-	L	73	76
Jan. 15	Auburn *	-/-	L	63	78
Jan. 25	Tennessee *	-/-	L	43	70
Jan. 27	Kentucky *	-/5	L <sup>OT</sup>	70	83
Feb. 1	Mississippi State *	-/-	L <sup>OT</sup>	67	68
Feb. 3	Ole Miss *	-/-	L <sup>OT</sup>	51	53
Feb. 8	LSU *	-/-	L	75	81
Feb. 10	Georgia *	-/-	L	78	87
Feb. 15	Vanderbilt *	-/-	L	74	89
Feb. 17	Auburn *	-/-	L	53	60
Feb. 22	Tennessee *	-/17	L	52	86
Feb. 24	Kentucky *	-/6	L	79	108
March 3	Ole Miss *	-/-	L	72	78
March 5	Mississippi State *	-/-	L	60	67
March 8	Florida *	-/-	L	60	73

^ Little Rock Classic (Little Rock, Ark.)

\* SEC game

### 1969-70

Coach: C.M. Newton

8-18 (5-13 SEC) • (7-6 Home, 0-11 Road, 1-1 Neutral)

Date	Opponent	AP Rank	W/L	UA	Opp
Dec. 1	Southern Miss	-/-	W	104	74
Dec. 4	at Texas	-/-	L	63	90
Dec. 8	at Georgia *	-/-	L	57	78
Dec. 11	Arkansas State	-/-	W	93	79
Dec. 17	at Clemson	-/-	L	95	104
Dec. 20	Ohio State	-/-	L	68	96
Dec. 26	vs. N.C. State ^	-/-	L	51	75
Dec. 27	vs. Rutgers ^	-/-	W	80	69
Jan. 3	at LSU *	-/-	L	83	90
Jan. 5	Tulane	-/-	L <sup>OT</sup>	63	75
Jan. 7	at Florida *	-/-	L	70	79
Jan. 10	Vanderbilt *	-/-	L	85	88
Jan. 12	Auburn *	-/-	L	77	86
Jan. 24	at Tennessee *	-/-	L	67	103
Jan. 26	at Kentucky *	-/2	L	71	86
Jan. 31	Mississippi State *	-/-	W	95	75
Feb. 2	Ole Miss *	-/-	W	95	87
Feb. 7	LSU *	-/-	W	106	104
Feb. 9	Georgia *	-/-	W	94	86
Feb. 14	at Auburn *	-/-	L	78	121
Feb. 16	at Vanderbilt *	-/-	L	79	101
Feb. 21	Tennessee *	-/-	L	70	77
Feb. 23	Kentucky *	-/2	L	89	98
Feb. 28	at Mississippi State *	-/-	L	77	87
March 2	at Ole Miss *	-/-	L	83	93
March 7	Florida *	-/-	W	89	79

^ Lafayette Classic (Gastonia, N.C.)

\* SEC game

## ALL-TIME RESULTS

### 1970-71

Coach: C.M. Newton

10-16 (6-12 SEC) • (8-5 Home, 1-11 Road, 1-0 Neutral)

Date	Opponent	AP Rank	W/L	UA	Opp
Dec. 1	Sewanee	-/-	W	97	56
Dec. 5	Texas	-/-	W	90	78
Dec. 7	at Ohio State	-/-	L	58	74
Dec. 12	Louisville	-/20	W	91	82
Dec. 14	Oklahoma	-/-	L	70	79
Dec. 18	vs. TCU ^	-/-	L	75	88
Dec. 19	vs. Texas-Arlington ^	-/-	W	102	85
Dec. 21	at Southern California	-/8	L	75	122
Jan. 4	LSU *	-/18	W	101	87
Jan. 6	Florida *	-/-	W	70	63
Jan. 9	at Vanderbilt *	-/-	L	76	93
Jan. 11	at Auburn *	-/-	L	72	83
Jan. 23	Tennessee *	-/8	L	62	79
Jan. 25	Kentucky *	-/12	L	73	86
Jan. 30	at Mississippi State *	-/-	L <sup>OT</sup>	67	71
Feb. 1	at Ole Miss *	-/-	W	101	91
Feb. 6	at LSU *	-/-	L	78	107
Feb. 8	Georgia *	-/-	L	70	71
Feb. 13	Auburn *	-/-	L	76	92
Feb. 15	Vanderbilt *	-/-	W	75	74
Feb. 20	at Tennessee *	-/13	L	77	89
Feb. 22	at Kentucky *	-/12	L	74	101
Feb. 27	Mississippi State *	-/-	W <sup>OT</sup>	79	78
March 1	Ole Miss *	-/-	W	74	72
March 4	at Georgia *	-/-	L	76	84
March 6	at Florida *	-/-	L	66	79

^ Fort Worth Classic (Fort Worth, Texas)

\* SEC game

### 1971-72

Coach: C.M. Newton

18-8 (13-5 SEC) • (13-0 Home, 5-8 Road)

Date	Opponent	AP Rank	W/L	UA	Opp
Dec. 1	Rollins	-/-	W	95	81
Dec. 4	at Texas	-/-	L	83	85
Dec. 9	South Florida ^	-/-	W	123	97
Dec. 10	Southern Miss ^	-/-	W	108	80
Dec. 13	at Oklahoma	-/-	L	73	79
Dec. 21	at Louisville	-/19	L	70	89
Jan. 3	at Florida *	-/-	L	77	79
Jan. 8	at Georgia Tech	-/-	W	90	85
Jan. 10	at LSU *	-/-	W	101	80
Jan. 15	Vanderbilt *	-/-	W	79	76
Jan. 22	Auburn *	-/-	W	89	66
Jan. 25	Georgia Tech	-/-	W	99	68
Jan. 29	at Tennessee *	-/-	L	77	79
Jan. 31	at Kentucky *	-/-	L	74	77
Feb. 5	Mississippi State *	-/-	W	77	71
Feb. 7	Mississippi *	-/-	W	93	88
Feb. 12	LSU *	-/-	W <sup>OT</sup>	103	99
Feb. 14	at Georgia *	-/-	W	99	91
Feb. 19	at Auburn *	-/-	W	79	78
Feb. 21	at Vanderbilt *	-/-	L	91	111
Feb. 26	Tennessee *	-/-	W <sup>OT</sup>	72	67
Feb. 28	Kentucky *	-/18	W	73	70
March 4	at Mississippi State *	-/-	L <sup>OT</sup>	91	97
March 6	at Ole Miss *	-/-	W	75	68
March 9	Georgia *	-/-	W	101	73
March 11	Florida *	-/-	W	86	82

^ Alabama Classic (Tuscaloosa, Ala.)

\* SEC game

### 1972-73

Coach: C.M. Newton

22-8 (13-5 SEC) • (12-1 Home, 6-5 Road, 4-2 Neutral)

NIT Semifinals

Date	Opponent	AP Rank	W/L	UA	Opp
Dec. 1	vs. Cornell ^	-/-	W	107	84
Dec. 2	at Wake Forest ^	-/-	L	88	94
Dec. 9	Southern California	-/-	W	76	66
Dec. 11	Georgia Tech	-/-	W	89	73
Dec. 22	vs. Florida State &	18/7	W	74	68
Dec. 23	at Dayton &	18/-	W	77	76
Jan. 3	Florida *	14/-	W	69	56
Jan. 6	LSU *	14/-	W	77	66
Jan. 13	Vanderbilt *	14/9	W	83	77
Jan. 15	Trinity	14/-	W	104	63
Jan. 20	at Auburn *	11/-	W	76	64
Jan. 22	at Georgia Tech	11/-	W	89	83

Jan. 24	at Florida *	9/-	W	82	74
Jan. 27	Tennessee *	9/-	W	72	56
Jan. 29	Kentucky *	9/-	L	93	95
Feb. 3	Mississippi State *	6/-	W	96	86
Feb. 5	at Ole Miss *	6/-	L	62	66
Feb. 10	at LSU *	10/-	L	70	72
Feb. 12	Georgia *	10/-	W	78	67
Feb. 17	Auburn *	17/-	W	87	75
Feb. 19	Vanderbilt *	17/-	W	87	78
Feb. 24	at Tennessee *	18/-	L	71	72
Feb. 26	at Kentucky *	18/-	L	95	111
March 3	at Mississippi State *	-/-	W	92	87
March 5	Ole Miss *	-/-	W	92	67
March 8	at Georgia *	-/-	W	78	70
March 19	vs. Manhattan #	-/-	W	87	86
March 22	vs. Minnesota #	-/-	W	69	65
March 24	vs. Virginia Tech #	-/-	L	73	74
March 25	vs. North Carolina #	-/11	L	69	88

^ Twin Cities Classic (Winston-Salem, N.C.)

& Dayton Holiday Tournament (Dayton, Ohio)

# NIT (New York City)

\* SEC game

### 1973-74

Coach: C.M. Newton

22-4 (15-3 SEC) • (11-1 Home, 9-2 Road, 2-1 Neutral)

SEC Regular-Season Champions

No. 14 AP Final Ranking

Date	Opponent	AP Rank	W/L	UA	Opp
Nov. 30	at Georgia Tech	18/-	W	88	64
Dec. 6	Oklahoma State	18/-	W	96	73
Dec. 10	Virginia Tech	18/-	W	75	64
Dec. 21	vs. St. John's ^	10/-	L	67	72
Dec. 22	vs. Columbia ^	10/-	W	70	43
Dec. 27	vs. South Carolina &	13/-	W	77	75
Dec. 28	at Louisville &	13/8	W	65	55
Jan. 5	at Vanderbilt *	7/10	L	72	73
Jan. 7	at Tennessee *	7/-	W	79	73
Jan. 12	Mississippi State *	12/-	W	85	68
Jan. 14	Ole Miss *	12/-	W	88	71
Jan. 19	at LSU *	10/-	W	80	79
Jan. 21	Kentucky *	10/-	W	81	77
Jan. 23	Georgia Tech	9/-	W	102	83
Jan. 26	at Georgia *	9/-	W	86	71
Jan. 28	Florida *	9/-	W	98	79
Feb. 2	at Auburn *	8/-	W	73	64
Feb. 4	Vanderbilt *	8/7	L	65	67
Feb. 9	Tennessee *	8/-	W	73	54
Feb. 11	at Mississippi State *	8/-	W	76	74
Feb. 16	at Ole Miss *	8/-	W	77	57
Feb. 18	LSU *	8/-	W	99	87
Feb. 23	at Kentucky *	8/-	W	94	71
Feb. 25	Georgia *	8/-	W	99	74
March 2	at Florida *	7/-	L	61	64
March 4	Auburn *	7/-	W	97	84

^ Connecticut Classic (New Haven, Conn.)

& Louisville Holiday Classic (Louisville, Ky.)

\* SEC game

### 1974-75

Coach: C.M. Newton

22-5 (15-3 SEC) • (11-1 Home, 10-3 Road, 1-1 Neutral)

SEC Regular-Season Champions

NCAA First Round (West Regional)

No. 10 AP Final Ranking

Date	Opponent	AP Rank	W/L	UA	Opp
Dec. 2	at Oklahoma State	9/-	W	74	67
Dec. 7	East Carolina	11/-	W	99	86
Dec. 9	Georgia Tech	11/-	W	91	76
Dec. 21	Austin Peay	8/-	W	85	65
Dec. 23	at Virginia Tech	8/-	W	77	73
Dec. 29	vs. Houston ^	7/-	W	105	88
Dec. 30	vs. LaSalle ^	7/-	L	73	77
Jan. 4	Vanderbilt *	6/-	W	104	77
Jan. 6	Tennessee *	6/-	W	82	78
Jan. 11	at Mississippi State *	8/-	W	86	71
Jan. 13	at Ole Miss *	8/-	W	74	71
Jan. 18	LSU *	7/-	W	93	67
Jan. 20	at Kentucky *	7/-	L	69	74
Jan. 22	at Georgia Tech	6/-	W	97	80
Jan. 25	Georgia *	6/-	W	92	68
Jan. 27	at Florida *	6/-	W	73	67
Feb. 1	Auburn *	9/14	W	77	53
Feb. 3	at Vanderbilt *	9/-	W	86	72

Feb. 8	at Tennessee *	7/15	W	71	66
Feb. 10	Mississippi State *	7/-	W	83	68
Feb. 15	Ole Miss *	5/-	W	88	79
Feb. 17	at LSU *	5/-	W	80	76
Feb. 22	Kentucky *	8/7	L	79	84
Feb. 24	at Georgia *	8/-	W	73	64
March 1	Florida *	7/-	W	100	75
March 8	at Auburn *	10/-	L	70	76
March 15	vs. Arizona State #	11/-	L	94	97

^ Sugar Bowl Tournament (New Orleans, La.)

& Louisville Holiday Classic (Louisville, Ky.)

# NCAA Tournament (Tempe, Ariz.)

\* SEC game

### 1975-76

Coach: C.M. Newton

23-5 (15-3 SEC) • (12-0 Home, 6-3 Road, 5-2 Neutral)

SEC Regular-Season Champions

NCAA Sweet 16 (Midwest Regional)

No. 6 AP Final Ranking

Date	Opponent	AP Rank	W/L	UA	Opp
Nov. 22	Athletes in Action (Exh.)	12/-	L	62	63
Dec. 1	Southern Miss	14/-	W	91	67
Dec. 3	LaSalle	14/15	W	78	57
Dec. 6	vs. Providence !	14/-	W	71	67
Dec. 8	Middle Tennessee	8/-	W	76	62
Dec. 19	vs. Pittsburgh ^	8/-	W	62	53
Dec. 20	vs. Florida State ^	8/-	W	76	72
Dec. 29	vs. Princeton &	8/-	L	59	61
Dec. 30	vs. Seton Hall &	8/-	W	100	64
Jan. 3	Vanderbilt *	8/-	W	83	66
Jan. 5	Kentucky *	8/-	W	76	63
Jan. 10	at Auburn *	10/-	W	63	62
Jan. 12	at Florida *	10/-	L	70	71
Jan. 17	LSU *	11/-	W	113	75
Jan. 19	Ole Miss *	11/-	W	64	41
Jan. 24	Mississippi State *	12/-	W	92	81
Jan. 31	at Tennessee *	11/-	L	74	80
Feb. 2	at Georgia *	11/-	W <sup>OT</sup>	69	67
Feb. 7	Auburn *	14/-	W	86	75
Feb. 9	Florida *	14/-	W	79	73
Feb. 14	at LSU *	11/-	W	78	74
Feb. 16	at Ole Miss *	11/-	W	78	70
Feb. 21	at Mississippi State *	10/-	W	65	61
Feb. 28	Tennessee *	7/11	W <sup>OT</sup>	93	90
March 1	Georgia *	7/-	W	87	76
March 6	at Kentucky *	6/-	L	85	90
March 8	at Vanderbilt *	6/-	W <sup>OT</sup>	84	77
March 13	vs. North Carolina #	8/5	W	79	64
March 18	vs. Indiana #	6/1	L	69	74

! Madison Square Garden (New York City)

^ Big Sun Tournament (St. Petersburg, Fla.)

& Maryland Invitational (College Park, Md.)

# NCAA Tournament (New York City, N.Y.)

\* SEC game

### 1976-77

Coach: C.M. Newton


25-6 (14-4 SEC) • (9-2 Home, 9-2 Road, 7-2 Neutral)

NIT Semifinals

No. 10 AP Final Ranking

Date	Opponent	AP Rank	W/L	UA	Opp
Nov. 26	vs. Purdue ^	13/-	W	97	80
Nov. 29	Morehead State	13/-	W	114	68
Dec. 1	South Carolina	13/-	W	90	66
Dec. 4	at LaSalle	13/-	W	82	77
Dec. 17	vs. Oklahoma State &	7/-	W	70	61
Dec. 18	vs. Virginia Tech &	7/-	W	108	78
Dec. 22	vs. Georgetown %	5/-	W	66	64
Dec. 23	at South Carolina %	5/-	W	67	62
Dec. 28	vs. Western Michigan ^	4/-	W	83	74
Jan. 3	at Auburn *	4/-	W	74	71
Jan. 5	at Florida *	4/-	W	83	71
Jan. 8	LSU *	4/-	W	80	77
Jan. 10	Ole Miss *	4/-	W	101	88
Jan. 15	at Mississippi State *	4/-	W	65	63
Jan. 22	at Tennessee *	4/14	L <sup>OT</sup>	93	102
Jan. 24	at Georgia *	3/-	W	78	74
Jan. 29	Kentucky *	3/6	L	85	87
Jan. 31	Vanderbilt *	3/-	W	96	82
Feb. 5	at LSU *	3/-			

## ALL-TIME RESULTS



The 1975-76 team went 23-5, won the SEC, made it to the Sweet 16 and finished at No. 6 in the nation.

Feb. 21	Georgia *	4/-	W	78	68
Feb. 26	at Kentucky *	8/2	L	70	85
Feb. 28	at Vanderbilt *	8/-	W	78	77
March 5	Auburn *	12/-	W	81	77
March 7	Florida *	12/-	W	83	70
March 10	vs. Memphis State #	12/-	W	80	63
March 14	vs. Virginia Tech !	12/-	W	79	72
March 17	vs. Houston !	11/-	L	76	82
March 20	vs. Villanova !	11/-	L	89	102

\* Birmingham, Ala.

& Dayton Classic (Dayton, Ohio)

% Carolina Classic (Columbia, S.C.)

# NIT (Birmingham, Ala.)

! NIT (New York City)

\* SEC game

### 1977-78

Coach: C.M. Newton

17-10 (11-7 SEC) • (9-0 Home, 3-8 Road, 5-2 Neutral)

Date	Opponent	AP Rank	W/L	UA	Opp
Nov. 25	Athletes in Action (Exh.)	15/-	L	78	88
Nov. 30	at South Carolina	15/-	W	92	67
Dec. 3	at Purdue	15/-	L	65	82
Dec. 5	Tennessee Tech	-/-	W	94	66
Dec. 10	vs. Missouri ^	-/-	W	75	71
Dec. 14	vs. Michigan ^	-/15	W	78	63
Dec. 20	vs. Princeton &	18/-	W	61	60
Dec. 21	at Indiana &	18/-	L	57	66
Dec. 27	vs. Princeton %	-/-	W	68	65
Dec. 29	vs. Georgetown %	-/-	L	73	83
Jan. 2	Ole Miss **	-/-	W	65	62
Dec. 3	at Purdue	15/-	L	65	82
Dec. 5	Tennessee Tech	-/-	W	94	66
Dec. 10	vs. Missouri ^	-/-	W	75	71
Dec. 14	vs. Michigan ^	-/15	W	78	63
Dec. 20	vs. Princeton &	18/-	W	61	60
Dec. 21	at Indiana &	18/-	L	57	66
Dec. 27	vs. Princeton %	-/-	W	68	65
Dec. 29	vs. Georgetown %	-/-	L	73	83
Jan. 2	Ole Miss **	-/-	W	65	62
Jan. 4	LSU *	-/-	W	70	67
Jan. 8	Mississippi State *	-/-	W	76	59
Jan. 14	at Tennessee *	-/-	L	78	87
Jan. 16	at Georgia *	-/-	L <sup>OT</sup>	70	71
Jan. 21	Vanderbilt *	-/-	W	66	59
Jan. 23	Kentucky *	-/1	W	78	62
Jan. 28	at Auburn *	-/-	W	81	74
Jan. 30	at Florida *	-/-	L	73	84
Feb. 4	at Mississippi State *	-/-	L	60	69
Feb. 11	Tennessee *	-/-	W	93	89
Feb. 13	Georgia *	-/-	W	67	66
Feb. 18	at Vanderbilt *	-/-	L <sup>OT</sup>	69	71

Feb. 20	at Kentucky *	-/3	L	84	97
Feb. 25	Auburn *	-/-	W	89	86
Feb. 27	Florida *	-/-	W	81	70
March 4	at Ole Miss *	-/-	W	66	63
March 6	at LSU *	-/-	L	85	103

^ Birmingham, Ala.

& Indiana Classic (Bloomington, Ind.)

% Holiday Festival (New York City)

\* SEC game

### 1978-79

Coach: C.M. Newton

22-11 (11-7 SEC) • (8-2 Home, 5-6 Road, 9-3 Neutral)

#### NIT Final Four

Date	Opponent	AP Rank	W/L	UA	Opp
Nov. 24	vs. Wagner ^	19/-	L	74	96
Nov. 25	vs. American ^	19/-	W	110	87
Nov. 29	Austin Peay	-/-	W	83	64
Dec. 2	at Michigan	-/8	L	84	99
Dec. 5	vs. Middle Tennessee	-/-	W	89	66
Dec. 18	at Missouri	-/-	W	65	58
	Athletes in Action (Exh.)	-/-	L	68	76
Dec. 28	vs. Bradley &	-/-	W	66	64
Dec. 29	vs. Virginia &	-/-	W	71	69
Jan. 3	Mississippi State *	-/18	W	87	65
Jan. 6	at Tennessee *	-/-	L	77	85
Jan. 8	at Georgia *	-/-	W	83	71
Jan. 10	LSU *	-/5	W	90	76
Jan. 13	Kentucky *	-/17	W	55	52
Jan. 15	Vanderbilt *	-/-	L <sup>OT</sup>	73	75
Jan. 20	at Auburn *	18/-	W	83	76
Jan. 22	at Florida *	18/-	W	77	66
Jan. 27	at Mississippi State *	18/-	W	68	67
Feb. 3	Tennessee *	13/-	L	77	83
Feb. 5	Georgia *	13/-	W	67	59
Feb. 8	Ole Miss **	16/-	W	83	73
Feb. 10	at Kentucky *	16/-	L	71	80
Feb. 12	at Vanderbilt *	16/17	L	57	65
Feb. 17	Auburn *	20/-	W	80	73
Feb. 19	Florida *	20/-	W	90	76
Feb. 22	at LSU *	-/5	L	66	86
Feb. 24	at Ole Miss *	-/-	L	80	89
Feb. 28	vs. Florida !	-/-	W	81	64
March 1	vs. Kentucky !	-/-	L	100	101
March 8	vs. St. Bonaventure #	-/-	W	98	89
March 12	vs. Virginia #	-/-	W	90	88
March 15	vs. Texas A&M \$	-/-	W	72	68
March 19	vs. Purdue %	-/-	L	68	87
March 21	vs. Ohio State %	-/-	W	96	86

^ Joe Lapchick Memorial (New York City)

& Sugar Bowl Tournament (New Orleans)

! SEC Tournament (Birmingham, Ala.)

# NIT (Birmingham, Ala.)

\$ NIT (Houston, Texas)

% NIT (New York City)

\* SEC game

### 1979-80

Coach: C.M. Newton

18-12 (12-6 SEC) • (7-5 Home, 7-3 Road, 4-4 Neutral)

#### NIT Second Round

Date	Opponent	AP Rank	W/L	UA	Opp
Nov. 30	vs. Maine ^	-/-	W	76	59
Dec. 3	La Salle	-/-	L	80	82
Dec. 4	Northeastern	-/-	W	88	73
Dec. 8	at Wisconsin	-/-	W	66	62
Dec. 15	Vanderbilt *	-/-	W	90	68
Dec. 19	at Tennessee *	-/-	L <sup>3OT</sup>	78	79
Dec. 21	vs. Georgia Tech @	-/-	L	59	83
Dec. 22	vs. Miami @	-/-	W	87	69
Dec. 28	vs. St. Louis &	-/-	L	75	83
Dec. 29	vs. Houston &	-/-	L	75	83
Jan. 2	at Mississippi State *	-/-	L	66	80
Jan. 5	Ole Miss *	-/-	W	78	56
Jan. 7	at LSU *	-/6	W	57	56
Jan. 12	at Kentucky *	-/4	W	78	64
Jan. 16	Georgia *	-/-	L	65	68
Jan. 19	Florida *	-/-	W	80	62
Jan. 23	at Auburn *	-/-	W <sup>OT</sup>	50	46
Jan. 26	Tennessee *	-/19	W <sup>OT</sup>	72	59
Jan. 30	Mississippi State *	-/-	W	80	68
Feb. 2	at Ole Miss *	-/-	L	65	71
Feb. 6	LSU *	-/6	L	66	68
Feb. 9	Kentucky *	-/5	L	63	72
Feb. 11	at Georgia *	-/-	W <sup>OT</sup>	66	64
Feb. 16	at Florida *	-/-	W	84	73
Feb. 20	Auburn *	-/-	W	59	47
Feb. 23	at Vanderbilt *	-/-	W	79	72
Feb. 28	vs. Mississippi State !	-/-	W	76	75
Feb. 29	vs. LSU !	-/3	L	66	73
March 5	vs. Penn State #	-/-	W	53	49
March 10	Murray State %	-/-	L	62	70

^ Birmingham, Ala.

! SEC Tournament (Birmingham, Ala.)

@ Times World Tournament (Roanoke, Va.)

& Sun Bowl Tournament (El Paso, Texas)

# NIT (Birmingham, Ala.)

% NIT (Tuscaloosa, Ala.)

\* SEC game



## ALL-TIME RESULTS

### 1980-81

Coach: Wimp Sanderson

18-11 (10-8 SEC) • (11-2 Home, 5-7 Road, 2-2 Neutral)

NIT Second Round					
Date	Opponent	AP Rank	W/L	UA	Opp
Nov. 28	Northern Iowa	-/-	W	93	66
Dec. 1	Wisconsin	-/-	W	90	75
Dec. 3	Florida Southern	-/-	W	73	59
Dec. 6	at La Salle	-/-	W	81	65
Dec. 13	vs. Texas Tech ^	-/-	W	66	64
Dec. 15	Western Carolina	-/-	W	67	57
Dec. 19	vs. Old Dominion &	-/-	W	71	63
Dec. 20	vs. Wake Forest &	-/12	L	66	79
Dec. 27	at Vanderbilt *	-/-	L	91	93
Jan. 3	Tennessee *	-/18	L <sup>OT</sup>	69	70
Jan. 7	at Mississippi State *	-/-	W	80	69
Jan. 10	at Ole Miss *	-/-	W	74	48
Jan. 14	LSU *	-/6	L	56	59
Jan. 17	Kentucky *	-/3	W	59	55
Jan. 21	at Georgia *	-/-	W	83	71
Jan. 24	at Florida *	-/-	L	91	97
Jan. 28	Auburn *	-/-	W	83	73
Jan. 31	at Tennessee *	-/11	L	58	67
Feb. 4	Mississippi State *	-/-	W	91	79
Feb. 7	Ole Miss *	-/-	W	51	49
Feb. 11	at LSU *	-/4	L	57	70
Feb. 14	at Kentucky *	-/11	L	62	77
Feb. 18	Georgia *	-/-	W	91	74
Feb. 21	Florida *	-/-	W	57	44
Feb. 25	at Auburn *	-/-	L	54	56
Feb. 28	Vanderbilt *	-/-	W	82	68
March 5	vs. Georgia !	-/-	L	80	88
March 14	at St. John's #	-/-	W	73	69
March 19	at Duke %	-/-	L	70	75

^ Birmingham, Ala.

& Cable Car Classic (Santa Clara, Calif.)

! SEC Tournament (Birmingham, Ala.)

# NIT (New York City)

% NIT (Durham, N.C.)

\* SEC game

### 1981-82

Coach: Wimp Sanderson

24-7 (12-6 SEC) • (11-1 Home, 7-5 Road, 6-1 Neutral)

SEC Tournament Champions NCAA Sweet 16 (East Regional) No. 13 AP Final Ranking					
Date	Opponent	AP Rank	W/L	UA	Opp
Nov. 27	New Hampshire	10/-	W	99	65
Dec. 1	Tennessee-Martin	17/-	W	94	64
Dec. 5	at Texas Tech	17/-	W	95	93
Dec. 7	at SMU	17/-	W	69	62
Dec. 12	Vanderbilt *	16/-	W	79	68
Dec. 19	vs. Penn State ^	14/-	W	88	64
Dec. 21	Biscayne	14/-	W	94	63
Dec. 28	vs. Delaware &	12/-	W	84	62
Dec. 29	vs. Maine &	12/-	W	77	61
Jan. 2	at Tennessee *	12/-	L	67	88
Jan. 6	at Mississippi State *	16/-	W	71	53
Jan. 9	Ole Miss *	16/-	W	75	64
Jan. 13	LSU *	13/-	W	109	86
Jan. 16	at Kentucky *	13/6	L	69	86
Jan. 20	Georgia *	16/-	W	81	66
Jan. 23	Florida *	16/-	W	82	71
Jan. 27	at Auburn *	13/-	W	67	65
Jan. 30	Tennessee *	13/15	W <sup>OT</sup>	77	72
Feb. 3	Mississippi State *	8/-	W	66	63
Feb. 6	at Ole Miss *	8/-	L	69	79
Feb. 10	at LSU *	10/-	L	68	73
Feb. 13	Kentucky *	10/12	L	62	72
Feb. 17	at Georgia *	19/-	W	99	85
Feb. 20	at Florida *	19/-	W	70	69
Feb. 24	Auburn *	17/-	W	74	72
Feb. 27	at Vanderbilt *	17/-	L	63	80
March 4	vs. Georgia !	13/-	W	85	74
March 5	vs. Tennessee !	13/-	W	56	50
March 6	vs. Kentucky !	13/-	W	48	46
March 14	vs. St. John's #	13/-	W	69	68
March 19	vs. North Carolina %	13/-	L	69	74

^ Birmingham, Ala.

& Best Holiday Classic (Portland, Maine)

! SEC Tournament (Lexington, Ky.)

# NCAA Tournament (Uniondale, N.Y.)

% NCAA Tournament (Raleigh, N.C.)

\* SEC game

### 1982-83

Coach: Wimp Sanderson

20-12 (8-10 SEC) • (11-2 Home, 3-8 Road, 6-2 Neutral)

SEC Tournament Runner-up NCAA First Round (Midwest Regional)					
Date	Opponent	AP Rank	W/L	UA	Opp
Nov. 29	vs. Middle Tennessee	12/-	W	103	58
Dec. 4	Texas Tech	13/-	W	74	53
Dec. 6	SMU	13/-	W	74	56
Dec. 11	at Penn State	11/-	W <sup>OT</sup>	75	67
Dec. 18	Louisiana Tech	10/-	W	88	73
Dec. 20	Texas Southern	10/-	W	88	58
Dec. 28	vs. Southern California &	6/-	W	74	61
Dec. 29	vs. Georgetown &	6/10	W	94	73
Jan. 3	at Florida *	6/-	L	85	89
Jan. 5	at Auburn *	5/-	L	80	91
Jan. 8	Kentucky *	5/3	W	74	67
Jan. 11	Vanderbilt *	10/-	L	79	81
Jan. 15	at Georgia *	-/-	L	64	67
Jan. 18	at Tennessee *	-/-	L	64	73
Jan. 22	LSU *	-/-	W	75	70
Jan. 24	Ole Miss *	-/-	L	63	64
Jan. 28	at UCLA	-/1	W	70	67
Jan. 31	at Mississippi State *	-/-	L	69	78
Feb. 5	at Kentucky *	-/15	L	70	76
Feb. 7	at Vanderbilt *	-/-	L	60	61
Feb. 12	Georgia *	-/-	W	73	71
Feb. 14	Tennessee *	-/-	W	90	78
Feb. 19	at LSU *	-/-	W	71	67
Feb. 21	at Ole Miss *	-/-	L	52	56
Feb. 26	Mississippi State *	-/-	W	83	58
March 3	Florida *	-/-	W <sup>OT</sup>	106	99
March 6	Auburn *	-/-	W	86	78
March 10	vs. Auburn !	-/-	W	62	61
March 11	vs. Kentucky !	-/10	W	69	64
March 12	vs. Mississippi State !	-/-	W	51	50
March 13	vs. Georgia !	-/-	L	71	86
March 17	vs. Lamar #	-/-	L	50	73

^ Birmingham, Ala.

& Winston Tire Care Classic (Los Angeles)

! SEC Tournament (Birmingham, Ala.)

# NCAA Tournament (Houston, Texas)

\* SEC game

### 1983-84

Coach: Wimp Sanderson

18-12 (10-8 SEC) • (13-1 Home, 2-7 Road, 3-4 Neutral)

NCAA First Round (Midwest Regional)					
Date	Opponent	AP Rank	W/L	UA	Opp
Nov. 26	Rider	-/-	W	70	50
Nov. 28	Cincinnati	-/-	W	83	64
Dec. 1	McNeese State	-/-	W	93	77
Dec. 7	East Tennessee State	-/-	W	87	64
Dec. 10	Tennessee-Martin	-/-	W	96	71
Dec. 15	vs. DePaul ^	-/-	L	76	77
Dec. 18	vs. Texas Tech ^	-/-	W	76	56
Dec. 28	vs. Michigan State &	-/-	W	81	69
Dec. 29	vs. Georgia Tech &	-/-	L	54	57
Jan. 2	Florida *	-/-	W	63	61
Jan. 5	Auburn *	-/-	L	86	91
Jan. 9	at Kentucky *	-/2	L	66	76
Jan. 11	at Vanderbilt *	-/-	L	67	69
Jan. 14	Georgia *	-/15	W	65	60
Jan. 16	Tennessee *	-/-	W	82	72
Jan. 21	at LSU *	-/15	L	84	85
Jan. 23	at Ole Miss *	-/-	W	69	56
Jan. 28	Mississippi State *	-/-	W	74	57
Feb. 4	Kentucky *	-/3	W	69	62
Feb. 6	Vanderbilt *	-/-	W	80	73
Feb. 10	at Georgia *	-/-	L	69	82
Feb. 13	at Tennessee *	-/-	W	72	66
Feb. 17	LSU *	-/17	W <sup>OT</sup>	51	49
Feb. 20	Ole Miss *	-/-	W	74	65
Feb. 26	at Mississippi State *	-/-	L	70	74
March 1	at Florida *	-/-	L	62	81
March 3	at Auburn *	-/-	L	70	83
March 7	vs. LSU !	-/-	W <sup>OT</sup>	72	70
March 10	vs. Kentucky !	-/3	L	46	48
March 16	vs. Illinois State #	-/-	L	48	49

^ Suntory Ball (Osaka, Japan)

& Cotton States Classic (Atlanta)

! SEC Tournament (Nashville, Tenn.)

# NCAA Tournament (Lincoln, Neb.)

\* SEC game

### 1984-85

Coach: Wimp Sanderson

23-10 (11-7 SEC) • (13-1 Home, 4-6 Road, 6-3 Neutral)

SEC Tournament Runner-up NCAA Sweet 16 (West Regional)					
Date	Opponent	AP Rank	W/L	UA	Opp
Nov. 26	Bucknell	-/-	W	81	56
Nov. 30	Kent State	-/-	W	65	64
Dec. 3	East Tennessee State	-/-	W	100	76
Dec. 8	vs. Maryland	-/-	L	56	59
Dec. 10	Austin Peay	-/-	W	68	48
Dec. 17	at Utah	-/-	W	73	57
Dec. 20	Youngstown State	-/-	W	88	69
Dec. 27	vs. New Orleans ^	-/-	W	73	55
Dec. 28	vs. Virginia ^	-/-	W	54	48
Dec. 30	at LSU *	-/18	L	61	63
Jan. 3	Mississippi State *	-/-	L	67	71
Jan. 5	Georgia *	-/-	W	87	74
Jan. 9	LSU *	-/-	W	79	67
Jan. 12	Kentucky *	-/-	W	60	58
Jan. 16	at Auburn *	-/-	W	60	55
Jan. 19	at Tennessee *	-/-	L	67	79
Jan. 23	Vanderbilt *	-/-	W	79	77
Jan. 26	at Florida *	-/-	L	77	86
Jan. 30	Ole Miss *	-/-	W	54	47
Feb. 2	at Mississippi State *	-/-	L	46	48
Feb. 6	at Georgia *	-/-	L	70	74
Feb. 13	at Kentucky *	-/-	L	48	51
Feb. 16	Auburn *	-/-	W <sup>OT</sup>	74	72
Feb. 20	Tennessee *	-/-	W	80	59
Feb. 23	at Vanderbilt *	-/-	W	81	56
Feb. 26	Florida *	-/-	W	81	66
March 2	at Ole Miss *	-/-	W	61	49
March 6	vs. Mississippi State !	-/-	W	42	31
March 8	vs. Georgia !	-/17	W	74	53
March 9	vs. Auburn !	-/-	L <sup>OT</sup>	49	53
March 15	vs. Arizona #	-/-	W	50	41
March 22	vs. VCU #	-/11	W	63	59
March 22	vs. N.C. State %	-/16	L	55	61

^ Sugar Bowl Tournament (New Orleans)

! SEC Tournament (Birmingham, Ala.)

# NCAA Tournament (Albuquerque, N.M.)

% NCAA Tournament (Denver)

\* SEC game

### 1985-86

Coach: Wimp Sanderson

24-9 (13-5 SEC) • (13-2 Home, 5-5 Road, 6-2 Neutral)

SEC Tournament Runner-up NCAA Sweet 16 (Southeast Regional)					
Date	Opponent	AP Rank	W/L	UA	Opp
Nov. 25	Northwestern State	-/-	W	82	77
Dec. 2	Utah	-/-	W	89	69
Dec. 4	Rider	-/-	W	91	63
Dec. 9	Murray State	-/-	W	99	65
Dec. 14	Mercer	-/-	W	92	49
Dec. 16	vs. Florida State ^	-/-	W	100	89
Dec. 21	Maryland	-/-	L	58	60
Dec. 28	vs. Nebraska %	-/-	W	78	61
Dec. 29	at UTEP *	-/-	L	62	74
Jan. 2	at Mississippi State *	-/-	W <sup>OT</sup>	71	62
Jan. 4	at Georgia *	-/-	L	80	88
Jan. 9	LSU *	-/8	W	83	67
Jan. 11	at Kentucky *	-/11	L	52	76
Jan. 16	Auburn *	-/-	W	60	56
Jan. 18	Tennessee *	-/-	W	92	79
Jan. 22	at Vanderbilt *	-/-	W	85	72
Jan. 25	Florida *	-/-	W	67	64
Jan. 29	at Ole Miss *	-/-	W	69	62
Feb. 1	Mississippi State *	-/-	W	72	54
Feb. 5	Georgia *	20/-	W	57	54
Feb. 9	at LSU *	20/-	W	80	71
Feb. 13	Kentucky *	18/11	L	71	73
Feb. 15	at Auburn *	18/-	L	69	71
Feb. 19	at Tennessee *	-/-	W	80	64
Feb. 22	Vanderbilt *	-/-	W	69	68
Feb. 25	at Florida *	-/-	L	65	77
March 2	Ole Miss *	-/-	W	74	59
March 6	vs. Georgia !	-/-	W	79	59
March 7	vs. Mississippi State !	-/-	W	77	65
March 8	vs. Kentucky !	-/3	L	72	83
March 14	vs. Xavier #	-/-	W	97	80
March 16	vs. Illinois #	-/19	W	58	56
March 20	vs. Kentucky ~	-/3	L	63	68

^ Birmingham, Ala.

## ALL-TIME RESULTS

% Sun Bowl (El Paso, Texas)  
! SEC Tournament (Lexington, Ky.)  
# NCAA Tournament (Charlotte, N.C.)  
~ NCAA Tournament (Atlanta)  
\* SEC game

### 1986-87

**Coach: Wimp Sanderson**

**26-4 (16-2 SEC) • (11-1 Home, 9-2 Road, 6-1 Neutral)**

Record originally 28-5 with the NCAA Tournament appearance later vacated by the NCAA

**SEC Regular-Season Champions**

**SEC Tournament Champions**

**No. 9 AP Final Ranking**

Date	Opponent	AP Rank	W/L	UA	Opp
Nov. 28	at ULM	13/-	W	82	56
Dec. 1	Furman	13/-	W	96	69
Dec. 6	at Florida State	8/-	L	70	71
Dec. 10	vs. Arkansas ^	18/20	W	87	76
Dec. 13	vs. Duke %	18/-	L	67	76
Dec. 20	Appalachian State	-/-	W	95	62
Dec. 22	at Georgia *	-/-	W	71	70
Dec. 29	vs. Pennsylvania &	-/-	W	110	68
Dec. 30	vs. Missouri &	-/-	W	91	82
Jan. 3	Mississippi State *	-/-	W	64	49
Jan. 7	at Kentucky *	-/9	W	69	55
Jan. 10	Vanderbilt *	-/-	W	75	71
Jan. 12	South Carolina	-/-	W	73	63
Jan. 15	LSU *	15/-	W	69	65
Jan. 17	at Ole Miss *	15/-	W	71	62
Jan. 22	Auburn *	13/17	W	88	82
Jan. 24	at Tennessee *	13/-	W	82	71
Jan. 28	at Florida *	9/19	L <sup>OT</sup>	80	90
Jan. 31	Georgia *	9/-	W <sup>OT</sup>	83	74
Feb. 4	at Mississippi State *	9/-	W	76	55
Feb. 7	Kentucky *	9/-	L	69	70
Dec. 29	vs. Pennsylvania &	-/-	W	110	68
Dec. 30	vs. Missouri &	-/-	W	91	82
Jan. 3	Mississippi State *	-/-	W	64	49
Jan. 7	at Kentucky *	-/9	W	69	55
Jan. 10	Vanderbilt *	-/-	W	75	71
Jan. 12	South Carolina	-/-	W	73	63
Jan. 15	LSU *	15/-	W	69	65
Jan. 17	at Ole Miss *	15/-	W	71	62
Jan. 22	Auburn *	13/17	W	88	82
Jan. 24	at Tennessee *	13/-	W	82	71
Jan. 28	at Florida *	9/19	L <sup>OT</sup>	80	90
Jan. 31	Georgia *	9/-	W <sup>OT</sup>	83	74
Feb. 4	at Mississippi State *	9/-	W	76	55

Feb. 7	Kentucky *	9/-	L	69	70
Feb. 11	at Vanderbilt *	14/-	W	71	67
Feb. 14	at LSU *	14/-	W	60	52
Feb. 18	Ole Miss *	12/-	W	90	69
Feb. 21	at Auburn *	12/-	W	77	75
Feb. 25	Tennessee *	10/-	W	93	71
Feb. 28	Florida *	10/18	W <sup>OT</sup>	86	85
March 6	vs. Tennessee !	9/-	W	68	60
March 7	vs. Auburn !	9/-	W	87	68
March 8	vs. LSU !	9/-	W	69	62
March 12	vs. N.C. A&T #	9/-	W@	88	71
March 14	vs. New Orleans #	9/-	W@	101	76
March 19	vs. Providence ~	9/-	L@	82	103

^ Birmingham, Ala.

% East Rutherford, N.J.

& BMA Holiday Classic (Kansas City, Mo.)

! SEC Tournament (Atlanta)

# NCAA Tournament (Birmingham, Ala.)

~ NCAA Tournament (Louisville, Ky.)

\* SEC game

@ Games later vacated by NCAA ruling

### 1987-88

**Coach: Wimp Sanderson**

**14-17 (6-12 SEC) • (9-4 Home, 1-10 Road, 4-3 Neutral)**

Date	Opponent	AP Rank	W/L	UA	Opp
Nov. 27	vs. New Mexico State ^	-/-	W	85	84
Nov. 28	at Hawai'i Pacific ^	-/-	W	91	80
Nov. 29	vs. Central Michigan ^	-/-	W	83	80
Dec. 5	vs. Southern California %	-/-	W	78	69
Dec. 9	at South Carolina	-/-	L	67	73
Dec. 12	Louisiana-Monroe	-/-	W	86	66
Dec. 19	Montana State	-/-	L	69	77
Dec. 21	Mississippi Valley St.	-/-	W	64	46
Dec. 23	at Arkansas	-/-	L	55	80
Dec. 28	vs. Central Florida &	-/-	W	65	54
Dec. 29	vs. Pittsburgh &	-/-	L	51	87
Jan. 2	Baptist College	-/-	W	55	41
Jan. 7	Georgia *	-/-	L	57	59
Jan. 9	at Mississippi State *	-/-	L	56	59
Jan. 13	Kentucky *	-/5	L	55	63
Jan. 16	at Vanderbilt *	-/-	L	60	76
Jan. 20	at LSU *	-/-	L	52	67
Jan. 23	Ole Miss *	-/-	W	73	66
Jan. 27	at Auburn *	-/-	L	74	84
Jan. 30	Tennessee *	-/-	W	82	69
Feb. 3	Florida *	-/19	L	64	74
Feb. 6	at Georgia *	-/-	L	54	67
Feb. 10	Mississippi State *	-/-	W	61	48

Feb. 13	at Kentucky *	-/10	L	68	82
Feb. 17	Vanderbilt *	-/-	W	88	77
Feb. 20	LSU *	-/16	W	72	59
Feb. 24	at Ole Miss *	-/-	L	47	64
Feb. 27	Auburn *	-/-	W	82	77
March 2	at Tennessee *	-/-	L	58	81
March 5	at Florida *	-/-	L	45	52
March 10	vs. Ole Miss !	-/-	L <sup>OT</sup>	59	64

^ Hawai'i Pacific Tournament (Honolulu, Hawai'i)

% Birmingham, Ala.

& Red Lobster Classic (Orlando, Fla.)

! SEC Tournament (Baton Rouge, La.)

\* SEC game

### 1988-89

**Coach: Wimp Sanderson**


**23-8 (12-6 SEC) • (14-0 Home, 4-6 Road, 5-2 Neutral)**

**SEC Tournament Champions**

**NCAA First Round (Southeast Regional)**


**No. 20 AP Final Ranking**

Date	Opponent	AP Rank	W/L	UA	Opp
Nov. 25	vs. Arizona State ^	-/-	W <sup>OT</sup>	84	83
Nov. 26	vs. Richmond ^	-/-	W	54	49
Dec. 2	vs. Oral Roberts %	-/-	L	86	91
Dec. 3	vs. Southern Miss %	-/-	W	63	58
Dec. 8	Virginia Tech	-/-	W	79	76
Dec. 12	Augusta College	-/-	W	94	78
Dec. 17	Central Florida	-/-	W	86	48
Dec. 19	Southern	-/-	W	102	87
Dec. 22	at Georgia *	-/-	L	60	65
Dec. 29	ULM	-/-	W	80	65
Jan. 4	at Vanderbilt *	-/-	L	53	73
Jan. 7	Ole Miss *	-/-	W	79	67
Jan. 11	Georgia *	-/-	W	80	62
Jan. 14	Mississippi State *	-/-	W	97	80
Jan. 18	Kentucky *	-/-	W	76	64
Jan. 21	at LSU *	-/-	L	76	80
Jan. 25	Tennessee *	-/-	W <sup>OT</sup>	87	85
Jan. 28	at Auburn *	-/-	W	67	64
Feb. 1	at Florida *	-/-	L	76	85
Feb. 4	Vanderbilt *	-/-	W	77	67
Feb. 8	at Ole Miss *	-/-	W	55	54
Feb. 15	at Mississippi State *	-/-	L <sup>OT</sup>	57	61
Feb. 18	at Kentucky *	-/-	W	71	67
Feb. 22	LSU *	-/-	W	87	72
Feb. 25	at Tennessee *	-/-	L	69	84
March 2	Auburn *	-/-	W	74	58
March 4	Florida *	-/-	W	83	63



The 1986-87 team won the SEC regular season and tournament championship and finished with a No. 9 national ranking.

## ALL-TIME RESULTS



In 1992, Alabama finished the year with 26 wins, which tied for the second-most wins in a season in program history.

March 9	vs. Ole Miss !	-/-	W	64	56
March 11	vs. Vanderbilt !	-/-	W	83	79
March 12	vs. Florida !	-/-	W	72	60
March 17	vs. South Alabama #	20/-	L	84	86

^ Central Fidelity Classic (Richmond, Va.)

% Mazda Gator Bowl Classic (Jacksonville, Fla.)

& Red Lobster Classic (Orlando, Fla.)

! SEC Tournament (Knoxville, Tenn.)

# NCAA Tournament (Atlanta)

\* SEC game

### 1989-90

Coach: Wimp Sanderson

26-9 (12-6 SEC) • (10-2 Home, 6-6 Road, 10-1 Neutral)

SEC Tournament Champions

NCAA Sweet 16 (West Regional)

No. 23 AP Final Ranking

Date	Opponent	AP Rank	W/L	UA	Opp
Nov. 24	vs. Western Kentucky ^	-/-	W	79	72
Nov. 25	vs. Eastern Michigan ^	-/-	W	64	61
Nov. 26	vs. Clemson^	-/-	W	57	48
Nov. 30	North Carolina	-/12	W	101	93
Dec. 5	at Virginia Tech	21/-	L	75	76
Dec. 9	vs. Eastern Kentucky	21/-	W	71	52
Dec. 16	Augusta College	19/-	W	94	67
Dec. 18	Baptist College	19/-	W	63	32
Dec. 21	at Wake Forest	20/-	L	65	67
Dec. 29	vs. Iona %	22/-	W	78	39
Dec. 30	at Santa Clara %	22/-	W	64	48
Jan. 3	Vanderbilt *	22/-	L	67	68
Jan. 6	at Ole Miss *	22/-	W	66	48
Jan. 9	Georgia *	24/-	W	79	62
Jan. 13	at Mississippi State *	24/-	W	62	57
Jan. 17	at Kentucky *	25/-	L	65	82
Jan. 21	LSU *	25/13	W	70	50
Jan. 23	at Tennessee *	24/-	L	70	78
Jan. 27	Auburn *	24/-	W	78	59
Jan. 30	Florida *	-/-	W	57	44
Feb. 3	at Vanderbilt *	-/-	W	65	56
Feb. 7	Ole Miss *	-/-	W	74	64
Feb. 10	at Georgia *	-/-	L	64	75
Feb. 13	Mississippi State *	-/-	L	74	86
Feb. 17	Kentucky *	-/-	W	83	58
Feb. 21	at LSU *	-/12	L	69	75
Feb. 24	Tennessee *	-/-	W	87	73
Feb. 28	at Auburn *	-/-	W	80	65
March 3	at Florida *	-/-	W	63	54
March 9	vs. Mississippi State !	-/-	W	59	44
March 10	vs. Auburn !	-/-	W	87	71
March 11	vs. Ole Miss !	-/-	W	70	51

March 16	vs. Colorado State #	23/-	W	71	54
March 18	vs. Arizona #	23/14	W	77	55
March 23	vs. Loyola Marymount ~	23/21	L	60	62

^ San Juan Shootout (San Juan, Puerto Rico)

% Cable Car Classic (Santa Clara, Calif.)

! SEC Tournament (Orlando, Fla.)

# NCAA Tournament (Long Beach, Calif.)

~ NCAA Tournament (Oakland, Calif.)

\* SEC game

### 1990-91

Coach: Wimp Sanderson

23-10 (12-6 SEC) • (11-1 Home, 5-7 Road, 7-2 Neutral)

SEC Tournament Champions

NCAA Sweet 16 (Southeast Regional)

No. 19 AP Final Ranking

Date	Opponent	AP Rank	W/L	UA	Opp
Nov. 24	Delaware	7/-	W	72	47
Nov. 27	Wake Forest	6/-	W <sup>OT</sup>	96	95
Nov. 30	Southern Miss	6/19	L	82	84
Dec. 4	at Wichita State	12/-	L <sup>OT</sup>	71	74
Dec. 15	at North Carolina	20/9	L	79	95
Dec. 18	VMI	-/-	W	79	45
Dec. 21	at Chattanooga	-/-	W	62	58
Dec. 28	vs. Towson ^	-/-	W	71	52
Dec. 29	vs. Charlotte ^	-/-	W	93	67
Jan. 3	at Auburn *	-/-	W	68	56
Jan. 5	at Vanderbilt *	-/-	L	55	66
Jan. 9	Florida *	-/-	W	72	64
Jan. 12	at Ole Miss *	-/-	W <sup>OT</sup>	76	73
Jan. 15	LSU *	-/20	L	80	90
Jan. 19	Georgia *	-/-	W	67	62
Jan. 23	at Mississippi State *	-/-	L	59	68
Jan. 26	Kentucky *	-/8	W	88	83
Jan. 30	at Tennessee *	-/-	W	83	74
Feb. 2	Auburn *	-/-	W	88	80
Feb. 6	Ole Miss *	-/-	W	79	74
Feb. 9	at Florida *	-/-	W	88	80
Feb. 13	Vanderbilt *	-/-	W	66	55
Feb. 17	at LSU *	-/20	L	81	88
Feb. 20	at Georgia *	-/-	L	68	73
Feb. 23	Mississippi State *	-/21	W	97	72
Feb. 26	at Kentucky *	24/13	L	73	79
March 2	Tennessee *	24/-	W	96	88
March 7	vs. Florida !	24/-	W	71	65
March 9	vs. Auburn !	24/-	W	77	59
March 10	vs. Tennessee !	24/-	W	88	69
March 15	vs. Murray State #	19/-	W	89	79
March 16	vs. Wake Forest #	19/-	W	96	88
March 21	vs. Arkansas ~	19/2	L	70	93

\* Blue Angels Classic (Pensacola, Fla.)

! SEC Tournament (Nashville, Tenn.)

# NCAA Tournament (Atlanta)

~ NCAA Tournament (Charlotte, N.C.)

\* SEC game

### 1991-92

Coach: Wimp Sanderson

26-9 (10-6 SEC) • (12-2 Home, 7-5 Road, 7-2 Neutral)

SEC Tournament Runner-up

NCAA Second Round

No. 13 AP Final Ranking

Date	Opponent	AP Rank	W/L	UA	Opp
Nov. 23	at Davidson	17/-	W	76	59
Nov. 27	Tennessee Tech	16/-	W	105	85
Dec. 1	Virginia	16/-	W	80	69
Dec. 3	Chattanooga	15/-	W	76	61
Dec. 6	vs. N.C. State ^	15/-	W	77	66
Dec. 7	vs. Charlotte ^	15/-	L	74	79
Dec. 14	Old Dominion	20/-	W	105	67
Dec. 18	The Citadel	20/-	W	107	67
Dec. 21	vs. Southern Miss &	20/-	W	87	64
Dec. 27	vs. Bradley %	20/-	W	71	62
Dec. 29	vs. Villanova %	20/-	W	78	76
Dec. 30	vs. Washington State %	20/-	W	71	68
Jan. 4	at Mississippi State *	19/-	W	78	64
Jan. 8	Arkansas *	16/13	W	65	63
Jan. 11	Northeastern Illinois	16/-	W	82	56
Jan. 14	LSU *	9/-	L	81	89
Jan. 18	at Auburn *	9/-	L	63	81
Jan. 22	Ole Miss *	15/-	L	77	78
Jan. 25	at Georgia *	15/-	W	68	65
Jan. 28	at South Carolina *	22/-	W <sup>OT</sup>	83	81
Feb. 1	Florida *	22/-	W	68	56
Feb. 5	at Texas A&M	18/-	W	74	61
Feb. 8	Tennessee *	18/-	W	85	68
Feb. 12	at Kentucky *	16/19	L	83	107
Feb. 19	Vanderbilt *	14/-	W	85	64
Feb. 22	at Arkansas *	14/10	L	87	90
Feb. 26	Mississippi State *	16/-	W	79	69
Feb. 29	at LSU *	16/-	L	65	73
March 4	at Ole Miss *	20/-	W	83	82
March 7	Auburn *	20/-	W	82	80
March 12	vs. Florida !	17/-	W	62	60
March 14	vs. Arkansas !	17/6	W	90	89
March 15	vs. Kentucky !	17/9	L	54	80
March 19	vs. Stanford #	13/-	W	80	75
March 21	vs. North Carolina #	13/18	L	55	64

^ Tournament of Champions (Charlotte, N.C.)

& Biloxi, Miss.



## ALL-TIME RESULTS

% Rainbow Classic (Honolulu, Hawai'i)  
! SEC Tournament (Birmingham, Ala.)  
# NCAA Tournament (Cincinnati, Ohio)  
\* SEC game

### 1992-93

Coach: David Hobbs

16-13 (7-9 SEC) • (10-3 Home, 3-9 Road, 3-1 Neutral)

#### NIT First Round

Date	Opponent	AP Rank	W/L	UA	Opp
Dec. 1	Wichita State	-/-	W	93	71
Dec. 4	vs. Washington State ^	-/-	W	70	68
Dec. 12	Southern Miss	-/-	W	86	76
Dec. 19	at Old Dominion	-/-	L	91	93
Dec. 22	at Virginia	-/-	L	83	86
Dec. 29	vs. Rhode Island %	-/-	W	79	78
Dec. 30	at Santa Clara %	-/-	W	65	58
Jan. 2	at Vanderbilt *	-/24	L	73	76
Jan. 4	Tennessee State	-/-	W	95	80
Jan. 6	LSU *	-/-	W	77	67
Jan. 9	Texas A&M	-/-	W	64	58
Jan. 12	at Arkansas *	-/9	L	68	74
Jan. 16	Ole Miss *	-/-	W	80	67
Jan. 19	Kentucky *	-/4	L	59	73
Jan. 23	at Mississippi State *	-/-	L	53	66
Jan. 27	Auburn *	-/-	W	81	78
Feb. 1	East Carolina	-/-	W	59	54
Feb. 3	at Florida *	-/-	L	59	69
Feb. 6	at Tennessee *	-/-	W	85	81
Feb. 13	Arkansas *	-/14	W	93	82
Feb. 17	Georgia *	-/-	L	70	73
Feb. 20	at Ole Miss *	-/-	L <sup>OT</sup>	82	83
Feb. 23	at LSU *	-/-	L	68	76
Feb. 27	South Carolina *	-/-	W	97	80
March 3	at Auburn *	-/-	L	70	78
March 6	at Mississippi State *	-/-	W	92	80
March 11	vs. South Carolina !	-/-	W	87	79
March 12	vs. Vanderbilt !	-/5	L	59	76
March 18	UAB #	-/-	L	56	58

^ Birmingham, Ala.

% Biloxi, Miss.

% Cable Car Classic (Santa Clara, Calif.)

! SEC Tournament (Lexington, Ky.)

# NIT (Tuscaloosa, Ala.)

\* SEC game

### 1993-94

Coach: David Hobbs

20-10 (12-4 SEC) • (13-1 Home, 4-6 Road, 3-3 Neutral)

#### NCAA Second Round

Date	Opponent	AP Rank	W/L	UA	Opp
Dec. 1	Chattanooga	-/-	L	57	67
Dec. 4	at Washington State	-/-	L	70	76
Dec. 9	Northwestern State	-/-	W	85	84
Dec. 18	Florida A&M	-/-	W	96	58
Dec. 21	at Southern Miss	-/-	L	62	79
Dec. 28	vs. Delaware State ^	-/-	W	82	44
Dec. 29	vs. Coll. of Charleston ^	-/-	L	60	82
Jan. 5	at South Carolina *	-/-	L	66	82
Jan. 8	Arkansas *	-/1	W	66	64
Jan. 12	Vanderbilt *	-/24	W	73	67
Jan. 15	at Ole Miss *	-/-	L	54	70
Jan. 17	Tennessee-Martin	-/-	W	104	68
Jan. 19	at LSU *	-/-	W	71	67
Jan. 22	Florida *	-/-	W	69	61
Jan. 25	at Auburn *	-/-	W	74	69
Jan. 29	Mississippi State *	-/-	W	70	69
Feb. 2	at Kentucky *	-/7	L	67	82
Feb. 5	at Georgia *	-/-	W	78	77
Feb. 8	LSU *	-/-	W	75	66
Feb. 14	Mercer	-/-	W	88	63
Feb. 16	at Arkansas *	-/1	L	81	102
Feb. 19	Tennessee *	-/-	W	84	70
Feb. 23	Tennessee State	-/-	W	66	62
Feb. 26	Ole Miss *	-/-	W	83	62
March 2	at Mississippi State *	-/-	W	60	49
March 5	Auburn *	-/-	W	83	68
March 10	vs. Auburn !	-/-	W	83	55
March 12	vs. Florida !	-/17	L	52	68
March 17	vs. Providence #	-/-	W	76	70
March 19	vs. Purdue #	-/3	L	73	83

^ Low Country Basketball Classic (Charleston, S.C.)

& Biloxi, Miss.

% Cable Car Classic (Santa Clara, Calif.)

! SEC Tournament (Memphis, Tenn.)

# NCAA Tournament (Lexington, Ky.)

\* SEC game

### 1994-95

Coach: David Hobbs

23-10 (10-6 SEC) • (11-4 Home, 8-4 Road, 4-2 Neutral)

#### NCAA Second Round

##### No. 20 AP Final Ranking

Date	Opponent	AP Rank	W/L	UA	Opp
Nov. 16	Kansas State	18/-	W	79	48
Nov. 18	at New Mexico State	18/-	L	69	86
Dec. 3	at VCU	25/-	W	75	57
Dec. 7	Florida International	25/-	W	77	54
Dec. 17	Florida A&M	-/-	W	95	48
Dec. 19	UCF	-/-	W	73	60
Dec. 22	vs. Tulane ^	-/-	L	68	72
Dec. 28	vs. TCU %	-/-	W	83	64
Dec. 29	vs. California %	-/14	W <sup>OT</sup>	76	73
Jan. 2	Central Conn. State	-/-	W	86	39
Jan. 4	at Vanderbilt *	-/-	L <sup>OT</sup>	74	75
Jan. 7	VMI	-/-	W	93	67
Jan. 11	at Ole Miss *	-/-	W	74	60
Jan. 14	South Carolina *	-/-	W	91	59
Jan. 17	LSU *	-/-	L	61	74
Jan. 21	Mississippi State *	-/-	W	68	64
Jan. 24	at Arkansas *	-/-	W	88	70
Jan. 28	at Tennessee *	-/-	W	69	46
Feb. 1	Auburn *	20/-	W	65	63
Feb. 4	Georgia *	20/-	L	58	72
Feb. 7	Southern Miss	23/-	W	65	60
Feb. 11	at LSU *	23/-	W	74	66
Feb. 15	Arkansas *	18/10	L	80	86
Feb. 18	at Auburn *	18/-	W	86	73
Feb. 21	Kentucky *	20/6	L	52	72
Feb. 25	at Florida *	20/-	W	69	66
March 1	Ole Miss *	21/-	W	69	50
March 4	at Mississippi State *	21/14	L	67	71
March 9	vs. Tennessee !	20/-	W	55	43
March 11	vs. Georgia !	20/-	W	68	57
March 12	vs. Arkansas !	20/5	L	58	69
March 16	vs. Pennsylvania #	20/-	W <sup>OT</sup>	91	85
March 18	vs. Oklahoma State #	20/19	L	52	66

^ Louisiana Superdome (New Orleans)

% Otis Spunkmeyer Classic (Oakland, Calif.)

! SEC Tournament (Atlanta)

# NCAA Tournament (Baltimore)

\* SEC game

### 1995-96

Coach: David Hobbs

19-13 (9-7 SEC) • (12-1 Home, 7-7 Road, 0-5 Neutral)

#### NIT Final Four

Date	Opponent	AP Rank	W/L	UA	Opp
Nov. 25	Winthrop	-/-	W	84	69
Dec. 2	at North Texas	-/-	W	74	72
Dec. 6	Tennessee Tech	-/-	W	90	78
Dec. 16	Mercer	-/-	W	100	73
Dec. 19	Florida A&M	-/-	W	80	39
Dec. 21	Tulane	-/-	W	80	79
Dec. 28	vs. St. Peter's ^	-/-	L	46	59
Dec. 29	vs. Bucknell ^	-/-	L	64	72
Jan. 3	Vanderbilt *	-/-	W	80	71
Jan. 6	at LSU *	-/-	L	77	99
Jan. 10	Auburn *	-/-	W	72	65
Jan. 13	at Mississippi State *	-/12	W	56	55
Jan. 17	Tennessee *	-/-	W	62	53
Jan. 20	at South Carolina *	-/-	L	67	90
Jan. 23	Arkansas *	-/-	L	63	71
Jan. 27	at Ole Miss *	-/-	L	63	70
Jan. 31	Florida *	-/-	W	68	65
Feb. 4	at Syracuse	-/18	L	68	81
Feb. 6	at Southern Miss	-/-	W	83	69
Feb. 10	at Georgia *	-/-	L	55	68
Feb. 14	at Auburn *	-/-	W	75	72
Feb. 17	LSU *	-/-	W	76	73
Feb. 20	at Kentucky *	-/2	L	65	84
Feb. 24	at Mississippi State *	-/-	L	65	73
Feb. 28	at Arkansas *	-/-	W	98	89
March 2	Ole Miss *	-/-	W	67	63
March 7	vs. Tennessee !	-/-	L	65	77
March 13	at Illinois +	-/-	W	72	69

March 18	Missouri %	-/-	W	72	49
March 20	at South Carolina @	-/-	W	68	67
March 26	vs. St. Joseph's #	-/-	L <sup>OT</sup>	69	74
March 28	vs. Tulane #	-/-	L	76	87

^ Cessna Classic (Wichita, Kan.)

! SEC Tournament (Atlanta)

+ NIT (Champaign, Ill.)

% NIT (Tuscaloosa, Ala.)

@ NIT (Columbia, S.C.)

# NIT Final Four (New York City)

\* SEC game

### 1996-97

Coach: David Hobbs

17-14 (6-10 SEC) • (9-5 Home, 3-6 Road, 5-3 Neutral)

Date	Opponent	AP Rank	W/L	UA	Opp
Nov. 22	vs. UNC Wilmington ^	-/-	W	85	79
Nov. 23	vs. Southern Illinois ^	-/-	W	79	58
Nov. 24	vs. Middle Tennessee ^	-/-	W	77	74
Nov. 30	Northeastern Illinois	-/-	W	93	50
Dec. 2	Arkansas-Pine Bluff	-/-	W	95	44
Dec. 5	Minnesota	-/16	W	70	67
Dec. 7	at Florida International	24/-	W	80	65
Dec. 14	Western Carolina	24/-	W	100	48
Dec. 18	North Texas	19/-	W	72	55
Dec. 21	vs. VCU *	19/-	W	72	69
Dec. 27	vs. San Jose State \$	19/-	L	59	60
Dec. 28	vs. Santa Clara \$	-/-	L	62	77
Jan. 4	at Vanderbilt *	-/-	L	84	92
Jan. 8	at Ole Miss *	-/-	W	59	46
Jan. 11	Syracuse	-/-	L	66	70
Jan. 15	Arkansas *	-/-	L	68	72
Jan. 18	at Florida *	-/-	L	66	85
Jan. 22	South Carolina *	-/-	L	60	62
Jan. 25	LSU *	-/-	W	75	66
Jan. 28	at Auburn *	-/-	L	62	72
Feb. 1	at Mississippi State *	-/-	L	51	64
Feb. 5	Georgia *	-/-	L	74	83
Feb. 8	at Tennessee *	-/-	L	61	65
Feb. 12	Ole Miss *	-/-	W	57	54
Feb. 15	at LSU *	-/-	W	78	72
Feb. 19	Kentucky *	-/-	L	61	75
Feb. 22	Auburn *	-/-	W	55	50
Feb. 26	at Arkansas *	-/-	L	53	73
March 1	Mississippi State *	-/-	W	78	49
March 6	vs. Florida !	-/-	W	80	66
March 8	vs. South Carolina !	-/4	L	61	72

^ Top of the World Classic (Fairbanks, Ak.)

% Holiday Hoopfest (Birmingham, Ala.)

\$ Cable Car Classic (San Jose, Calif.)

! SEC Tournament (Memphis, Tenn.)

\* SEC game

### 1997-98

Coach: David Hobbs

15-16 (6-10 SEC) • (8-5 Home, 4-6 Road, 3-5 Neutral)

Date	Opponent	AP Rank	W/L	UA	Opp
Nov. 18	North Texas	-/-	W	81	61
Nov. 22	at Minnesota	-/-	W	64	63
Nov. 24	Jacksonville State	-/-	W	105	72
Nov. 27	vs. Georgia Tech ^	-/-	L	60	62
Nov. 28	vs. American P. R. ^	-/-	L	79	88
Nov. 29	vs. Wichita State ^	-/-	W	60	58
Dec. 3	Texas A&M	-/-	W	81	64
Dec. 6	at Boston University	-/-	W	61	53
Dec. 13	Florida International	-/-	L	66	68
Dec. 20	vs. Tulane %	-/-	L <sup>OT</sup>	71	76
Dec. 22	Alabama State	-/-	W	85	61
Dec. 27	vs. Sam Houston St. \$	-/-	W	77	58
Dec. 28	vs. Oklahoma \$	-/-	L	61	79
Jan. 3	Mississippi State *	-/-	L	52	56
Jan. 7	at LSU *	-/-	W	60	57
Jan. 10	Ole Miss *	-/14	L	63	74
Jan. 14	Vanderbilt *	-/-	L	69	72
Jan. 18	at Auburn *	-/-	L	40	94
Jan. 21	at Kentucky *	-/7	L	67	70
Jan. 24	at Arkansas *	-/18	L	70	77
Jan. 28	Tennessee *	-/-	L	70	84
Feb. 4	Auburn *	-/-	W	76	62
Feb. 7	at Ole Miss *	-/17	L	74	75
Feb. 11	at South Carolina *	-/15	L	63	74
Feb. 14	Florida *	-/-	W	80	66

# RECORDS & HISTORY

## ALL-TIME RESULTS

Feb. 18	at Georgia *	-/-	L	71	78
Feb. 21	LSU *	-/-	W	69	60
Feb. 25	at Mississippi State *	-/-	W	85	70
Feb. 28	Arkansas *	-/12	W	65	63
March 5	vs. Vanderbilt !	-/-	W	72	62
March 6	vs. Kentucky !	-/7	L	71	82

^ Puerto Rico Holiday Tournament (San Juan, Puerto Rico)

% Arby's Holiday Hardwood Classic (Birmingham, Ala.)

\$ All-College Tournament (Oklahoma City, Okla.)

! SEC Tournament (Atlanta)

\* SEC game

### 1998-99

Coach: Mark Gottfried

17-15 (6-10 SEC) • (11-3 Home, 2-10 Road, 4-2 Neutral)

NIT First Round					
Date	Opponent	AP Rank	W/L	UA	Opp
Nov. 5	Marathon Oil (Exh.)		W	92	82
Nov. 10	Worldwide Basketball (Exh.)		W	88	75
Nov. 15	at Ohio State	-/-	L	70	78
Nov. 19	Tennessee Tech	-/-	W	79	53
Nov. 22	Boston University	-/-	W	75	52
Nov. 25	McNeese State	-/-	W	71	60
Nov. 28	Jacksonville State	-/-	W	87	44
Dec. 1	at Texas A&M	-/-	L	58	65
Dec. 5	at Tulane	-/-	W	53	52
Dec. 8	Alabama State	-/-	W	69	48
Dec. 12	vs. South Alabama ^	-/-	W	59	45
Dec. 17	ULM	-/-	W	84	67
Dec. 21	vs. Weber State %	-/-	W <sup>OT</sup>	84	80
Dec. 22	vs. Oregon State %	-/-	W	59	49
Dec. 23	vs. Michigan State %	-/15	L	58	75
Jan. 2	Georgia *	-/-	L	58	59
Jan. 6	at Ole Miss *	-/-	L	60	78
Jan. 9	Mississippi State *	-/-	L	50	55
Jan. 13	at LSU *	-/-	L	70	71
Jan. 16	South Carolina *	-/-	W	78	70
Jan. 20	at Arkansas *	-/22	W	67	60
Jan. 23	Auburn *	-/6	L	58	73
Jan. 27	at Florida *	-/25	L	68	72
Jan. 30	at Tennessee *	-/-	L	64	100
Feb. 3	at Mississippi State *	-/-	L	50	79
Feb. 6	Kentucky *	-/5	W	62	58
Feb. 10	LSU *	-/-	W <sup>OT</sup>	72	71
Feb. 13	at Auburn *	-/3	L	61	102
Feb. 21	at Vanderbilt *	-/-	L <sup>OT</sup>	75	81
Feb. 24	Ole Miss *	-/-	W	78	74
Feb. 27	Arkansas *	-/-	W	84	79
March 4	vs. Georgia !	-/-	W	65	58
March 5	vs. Auburn !	-/4	L	61	93
March 10	at Wake Forest #	-/-	L	57	73

^ Arby's Holiday Hardwood Classic (Birmingham, Ala.)

% Pearl Harbor Classic (Laie, Hawaii)

\$ All-College Tournament (Oklahoma City, Okla.)

! SEC Tournament (Atlanta)

\* NIT (Winston-Salem, N.C.)

\* SEC game

### 1999-2000

Coach: Mark Gottfried

13-16 (6-10 SEC) • (11-3 Home, 0-10 Road, 2-3 Neutral)

Date	Opponent	AP Rank	W/L	UA	Opp
Nov. 13	vs. Northern Iowa	-/-	L	73	74
Nov. 14	at St. Louis	-/-	L	70	78
Nov. 19	Weber State	-/-	W	81	61
Nov. 22	Tennessee Tech	-/-	W	91	72
Nov. 26	Centenary	-/-	W	94	72
Nov. 27	LaSalle	-/-	W	85	70
Dec. 2	Samford	-/-	L	67	79
Dec. 11	at Louisville	-/-	L	72	87
Dec. 18	vs. Chattanooga ^	-/-	W	75	51
Dec. 21	Alabama A&M	-/-	W	97	74
Dec. 28	vs. Delaware %	-/-	L	66	76
Dec. 30	vs. UNC Wilmington %	-/-	W	62	45
Jan. 5	at LSU *	-/-	L	66	78
Jan. 8	Mississippi State *	-/-	W <sup>OT</sup>	77	74
Jan. 15	at Georgia *	-/-	L	59	75
Jan. 19	Arkansas *	-/-	W	73	64
Jan. 22	Florida *	-/9	L	73	77
Jan. 29	Ole Miss *	-/-	W	96	67
Feb. 2	at Auburn *	-/10	L	63	77
Feb. 5	LSU *	-/22	L	60	93
Feb. 9	at Arkansas *	-/-	L	66	81

Feb. 12	Vanderbilt *	-/-	W	77	63
Feb. 16	at Kentucky *	-/19	L	54	66
Feb. 19	at South Carolina *	-/-	L	61	82
Feb. 22	Auburn *	-/11	W	68	64
Feb. 26	Tennessee *	-/7	W	80	75
March 1	at Ole Miss *	-/-	L	59	63
March 4	at Mississippi State *	-/-	L	70	92
March 9	vs. South Carolina !	-/-	L	59	69

^ Huntsville, Ala.

% Bank One Fiesta Bowl Classic (Tucson, Ariz.)

! SEC Tournament (Atlanta)

\* SEC game

### 2000-01

Coach: Mark Gottfried

25-11 (8-8 SEC) • (17-1 Home, 2-7 Road, 6-3 Neutral)

NIT Semifinals					
Date	Opponent	AP Rank	W/L	UA	Opp
Nov. 8	Global Sports (Exh.)		W	63	57
Nov. 15	Athletes in Action (Exh.)		W	95	87
Nov. 20	Troy	-/-	W	92	64
Nov. 25	Arkansas-Pine Bluff	-/-	W	110	53
Nov. 30	Louisville	-/-	W	100	71
Dec. 4	Grambling	-/-	W	107	61
Dec. 7	Wofford	23/-	W	68	64
Dec. 9	vs. Akron ^	-/-	W	73	59
Dec. 19	vs. North Texas &	18/-	W	94	55
Dec. 20	vs. Northern Iowa &	17/-	W	64	56
Dec. 21	vs. Washington &	17/-	W	69	60
Dec. 22	vs. Cincinnati &	17/22	L <sup>OT</sup>	74	77
Dec. 30	Alabama State	20/-	W	82	56
Jan. 2	Southeastern Louisiana	18/-	W	92	63
Jan. 6	at LSU *	18/-	W	82	73
Jan. 9	at Tennessee *	16/4	L	69	86
Jan. 12	Mississippi State *	16/-	W	72	59
Jan. 17	Ole Miss *	15/21	W	82	63
Jan. 20	at Arkansas *	15/-	L	58	87
Jan. 23	Kentucky *	18/-	W	70	60
Jan. 27	Auburn *	18/-	W	81	80
Jan. 31	at Vanderbilt *	17/-	L	62	68
Feb. 3	LSU *	17/-	W	76	66
Feb. 7	at Mississippi State *	18/-	L	70	84
Feb. 10	Georgia *	18/-	W	76	68
Feb. 14	South Carolina *	21/-	W	60	55
Feb. 17	Ohio State	21/-	W	85	67
Feb. 21	at Auburn *	14/-	L <sup>OT</sup>	69	72
Feb. 24	at Florida *	14/7	L	68	89
Feb. 28	Arkansas *	20/-	L	63	66
March 3	at Ole Miss *	20/14	L	71	105
March 8	vs. Vanderbilt !	20/-	W	78	59
March 9	vs. Florida !	20/5	L	61	69
March 13	Seton Hall #	20/-	W	85	79
March 20	Toledo #	20/-	W	79	69
March 23	at Purdue %	20/-	W <sup>OT</sup>	85	77
March 27	vs. Detroit \$	20/-	W	74	63
March 29	vs. Tulsa \$	20/-	L	60	79

^ Arby's Holiday Hardwood Classic (Birmingham, Ala.)

& Puerto Rico Holiday Classic (San Juan, Puerto Rico)

! SEC Tournament (Nashville, Tenn.)

# NIT (Tuscaloosa, Ala.)

% NIT (West Lafayette, Ind.)

\$ NIT (New York City)

\* SEC game

### 2001-02

Coach: Mark Gottfried

27-8 (12-4 SEC) • (17-0 Home, 4-4 Road, 6-4 Neutral)

SEC Regular-Season Champions SEC Tournament Runner-up NCAA Second Round (South Regional) No. 8 AP Final Ranking					
Date	Opponent	AP Rank	W/L	UA	Opp
Nov. 1	Athletes in Action (Exh.)		W	103	77
Nov. 8	EA Sports (Exh.)		W	92	71
Nov. 13	Mississippi Valley St.	24/-	W	107	67
Nov. 14	Samford ^	24/-	W	83	51
Nov. 20	vs. Missouri ^	22/5	L	68	75
Nov. 21	vs. Memphis ^	22/12	W	81	70
Nov. 26	Utah	22/-	W	76	61
Nov. 29	McNeese State	21/-	W	90	61
Dec. 3	Chattanooga	21/-	W	74	68
Dec. 8	vs. UCLA %	16/20	L	57	79
Dec. 14	Jacksonville State	22/-	W	99	57

Dec. 18	vs. Temple &	23/-	W	70	67
Dec. 21	Alabama A&M	23/-	W	90	54
Dec. 27	vs. Notre Dame \$	21/-	W	79	76
Dec. 31	Florida A&M	21/-	W	76	52
Jan. 2	Bethune-Cookman	18/-	W	93	46
Jan. 5	LSU *	18/-	W	76	74
Jan. 9	Vanderbilt *	14/-	W	92	79
Jan. 12	at Auburn *	14/-	L	56	59
Jan. 16	at Georgia *	16/20	W	77	72
Jan. 19	Mississippi State *	16/-	W	85	73
Jan. 26	at Kentucky *	14/8	W	64	61
Jan. 30	Arkansas *	7/-	W	109	94
Feb. 2	at LSU *	7/-	W	57	48
Feb. 6	Ole Miss *	5/-	W	79	59
Feb. 9	at Mississippi State *	5/-	L	62	76
Feb. 13	at South Carolina *	7/-	W	52	51
Feb. 16	Tennessee *	7/-	W	95	82
Feb. 20	at Arkansas *	5/-	L	59	67
Feb. 23	Florida *	5/8	W	65	64
Feb. 27	Auburn *	6/-	W	73	68
March 3	at Ole Miss *	6/-	L	56	84
March 7	vs. Tennessee !	8/-	W	91	72
March 9	vs. South Carolina !	8/-	W	67	55
March 10	vs. Mississippi State !	8/-	L	58	61
March 14	vs. Florida Atlantic #	8/-	W	86	78
March 16	vs. Kent State #	8/-	L	58	71

^ Guardians Classic (Kansas City, Mo.)

% John Wooden Classic (Anaheim, Calif.)

& Jimmy V. Classic (East Rutherford, N.J.)

\$ Sugar Bowl Classic (New Orleans)

! SEC Tournament (Nashville, Tenn.)

# NCAA Tournament (Greenville, S.C.)

\* SEC game

### 2002-03

Coach: Mark Gottfried

17-12 (7-9 SEC) • (13-2 Home, 1-8 Road, 3-2 Neutral)

NCAA First Round (Midwest Regional)					
Date	Opponent	AP Rank	W/L	UA	Opp
Nov. 1	EA Sports (Exh.)		W	97	94
Nov. 7	Athletes in Action (Exh.)		W	72	71
Nov. 14	vs. Oklahoma ^	8/-	W	68	62
Nov. 22	Alabama State	4/-	W	82	56
Nov. 25	Middle Tennessee	4/-	W	80	65
Nov. 29	vs. Ohio State %	4/-	W	54	48
Dec. 3	UNC-Greensboro	3/-	W	89	61
Dec. 7	St. Bonaventure	3/-	W	77	68
Dec. 14	vs. Bowling Green &	2/-	W	72	63
Dec. 21	Providence	2/-	W	69	61
Dec. 23	Morehead State	2/-	W	82	64
Dec. 30	at Utah	1/-	L	49	51
Jan. 4	Xavier	1/19	W	65	58
Jan. 8	Arkansas *	4/-	W	61	51
Jan. 11	at Vanderbilt *	4/-	L	69	70
Jan. 15	Mississippi State *	9/14	W <sup>OT</sup>	68	62
Jan. 18	at Auburn *	9/-	L	68	77
Jan. 21	at Ole Miss *	15/-	L	57	76
Jan. 25	Kentucky *	15/8	L	46	63
Feb. 1	LSU *	23/-	W	75	66
Feb. 5	at Arkansas *	22/-	L	70	81
Feb. 8	at Florida *	-/1	L	56	75
Feb. 15	Auburn *	-/-	W	84	68
Feb. 18	Georgia *	-/22	L	69	74
Feb. 22	at Tennessee *	-/-	W	76	71
Feb. 26	at Mississippi State *	-/20	L	55	59
March 2	Ole Miss *	-/-	W	86	63
March 5	South Carolina *	-/-	W	82	59
March 8	at LSU *	-/-	L	62	66
March 13	vs. Vanderbilt !	-/-	L	69	82
March 21	vs. Indiana #	-/-	L	62	67

^ Coaches vs. Cancer Classic (New York City)

% Basketball Hall of Fame Classic (Springfield, Mass.)

& Coors Classic (Mobile, Ala.)

! SEC Tournament (New Orleans)

# NCAA Tournament (Boston)

\* SEC game

## ALL-TIME RESULTS

### 2003-04

Coach: Mark Gottfried

20-13 (8-8 SEC) • (11-4 Home, 4-6 Road, 5-3 Neutral)

NCAA Elite 8 (Phoenix Regional)

No. 17 AP Final Ranking

Date	Opponent	AP Rank	W/L	UA	Opp
Nov. 8	Global Sports (Exh.)		W	75	69
Nov. 14	vs. Pittsburgh <sup>^</sup>	-/-	L	62	71
Nov. 21	Louisiana Tech	-/-	W	69	63
Nov. 25	Southeastern Louisiana	-/-	W	83	76
Nov. 29	at Providence	-/-	L	71	76
Dec. 3	Charlotte	-/-	W	79	72
Dec. 6	Austin Peay	-/-	W	65	47
Dec. 13	Athletes in Action (Exh.)	-/-	L	72	77
Dec. 16	Chattanooga	-/-	W	76	72
Dec. 20	vs. Oregon <sup>%</sup>	-/-	W	87	86
Dec. 27	Mercer	-/-	W	101	44
Dec. 30	Wisconsin	-/19	W	71	56
Jan. 3	at Xavier	-/-	L	47	68
Jan. 10	at LSU <sup>*</sup>	-/-	L	66	70
Jan. 14	Arkansas <sup>*</sup>	-/-	W	81	65
Jan. 17	Auburn <sup>*</sup>	-/-	W	69	46
Jan. 21	at Georgia <sup>*</sup>	-/-	W	45	42
Jan. 24	at Ole Miss <sup>*</sup>	-/-	L	60	71
Jan. 27	Florida <sup>*</sup>	-/22	L	78	88
Jan. 31	LSU <sup>*</sup>	-/-	L	54	60
Feb. 4	at South Carolina <sup>*</sup>	-/25	L <sup>OT</sup>	82	90
Feb. 10	at Kentucky <sup>*</sup>	-/8	L	55	66
Feb. 14	Tennessee <sup>*</sup>	-/-	W	83	70
Feb. 18	Vanderbilt <sup>*</sup>	-/-	L	67	70
Feb. 21	at Mississippi State <sup>*</sup>	-/4	W	77	73
Feb. 24	at Auburn <sup>*</sup>	-/-	W	72	71
Feb. 28	Ole Miss <sup>*</sup>	-/-	W	84	69
March 3	at Arkansas <sup>*</sup>	-/-	W <sup>OT</sup>	72	68
March 6	Mississippi State <sup>*</sup>	-/5	L <sup>OT</sup>	81	82
March 11	vs. Tennessee!	-/-	W	84	49
March 13	vs. Florida!	-/-	L <sup>OT</sup>	73	75
March 18	vs. Southern Illinois #	-/-	W	65	64
March 20	vs. Stanford #	-/1	W	70	67
March 25	vs. Syracuse &	-/20	W	80	71
March 27	vs. Connecticut &	-/7	L	71	87

<sup>^</sup> Coaches vs. Cancer Classic (New York City)

<sup>%</sup> Las Vegas Showdown (Las Vegas, Nev.)

! SEC Tournament (Atlanta)

# NCAA Tournament (Seattle, Wash.)

& NCAA Tournament (Phoenix, Ariz.)

\* SEC game

### 2004-05

Coach: Mark Gottfried

24-8 (12-4 SEC) • (15-1 Home, 7-4 Road, 2-3 Neutral)

NCAA First Round (Chicago Regional)

No. 21 AP Final Ranking

Date	Opponent	AP Rank	W/L	UA	Opp
Nov. 10	Stillman (Exh.)		W	104	50
Nov. 13	Athletes in Action (Exh.)		W	89	63

Nov. 19	Western Carolina	18/-	W	97	66
Nov. 21	North Texas	18/-	W	85	71
Nov. 24	at Alaska-Anchorage <sup>^</sup>	19/-	W	90	55
Nov. 26	vs. Minnesota <sup>^</sup>	19/-	W	78	72
Nov. 27	vs. Washington <sup>^</sup>	19/22	L	76	79
Dec. 1	East Tennessee State	22/-	W	114	77
Dec. 4	at Charlotte	22/-	W <sup>3OT</sup>	102	101
Dec. 7	Alabama State	18/-	W	72	54
Dec. 11	Temple	18/-	W	75	71
Dec. 18	Tennessee State	17/-	W	87	79
Dec. 22	TAMU CC	19/-	W	76	54
Dec. 29	at Wisconsin	18/-	L	62	76
Jan. 1	New Orleans	18/-	W	68	57
Jan. 5	at Vanderbilt <sup>*</sup>	19/-	L	56	70
Jan. 8	LSU <sup>*</sup>	19/-	W	73	58
Jan. 11	at Arkansas <sup>*</sup>	23/-	W	64	61
Jan. 18	Mississippi State <sup>*</sup>	22/17	W	98	49
Jan. 22	at Ole Miss <sup>*</sup>	22/-	W	66	58
Jan. 26	at Auburn <sup>*</sup>	14/-	W	60	55
Jan. 29	Georgia <sup>*</sup>	14/-	W	75	47
Feb. 5	at Florida <sup>*</sup>	11/-	L	54	85
Feb. 9	at Tennessee <sup>*</sup>	17/-	W	72	54
Feb. 12	Ole Miss <sup>*</sup>	17/-	W	71	45
Feb. 16	Arkansas <sup>*</sup>	16/-	W	72	63
Feb. 19	South Carolina <sup>*</sup>	16/-	W	87	68
Feb. 22	at LSU <sup>*</sup>	16/-	L	59	61
Feb. 26	Kentucky <sup>*</sup>	16/5	L	71	78
March 2	Auburn <sup>*</sup>	21/-	W	94	53
March 5	at Mississippi State <sup>*</sup>	21/-	W	68	63
March 10	vs. Ole Miss!	20/-	W	69	52
March 11	vs. Florida!	20/-	L	62	68
March 17	vs. Milwaukee #	21/-	L	73	83

<sup>^</sup> Great Alaska Shootout (Anchorage, Alaska)

! SEC Tournament (Atlanta)

# NCAA Tournament (Cleveland, Ohio)

\* SEC game

### 2005-06

Coach: Mark Gottfried

18-13 (10-6 SEC) • (14-4 Home, 3-7 Road, 1-2 Neutral)

NCAA Second Round (Oakland Regional)

Date	Opponent	AP Rank	W/L	UA	Opp
Nov. 10	Spring Hill (Exh.)		W	85	64
Nov. 15	Miami (Ohio) <sup>^</sup>	15/-	W	64	58
Nov. 17	Memphis <sup>^</sup>	15/12	L	76	87
Nov. 20	Alabama State	15/-	W	105	68
Nov. 29	Louisiana Tech	21/-	W	73	63
Dec. 3	Winthrop	21/-	W	60	57
Dec. 7	Notre Dame	22/-	L	71	78
Dec. 10	at Temple	22/-	L	58	68
Dec. 17	Georgia State	-/-	W	85	58
Dec. 22	N.C. State	-/21	L	64	68
Dec. 27	Jackson State	-/-	W	101	66
Dec. 31	at Oklahoma	-/-	L	56	68
Jan. 2	Birmingham Southern	-/-	W	61	57
Jan. 7	Ole Miss <sup>*</sup>	-/-	L	61	71

Jan. 11	at Auburn <sup>*</sup>	-/-	W	56	52
Jan. 14	at Kentucky <sup>*</sup>	-/-	W	68	64
Jan. 18	Arkansas <sup>*</sup>	-/-	W <sup>OT</sup>	78	75
Jan. 21	at LSU <sup>*</sup>	-/-	L	57	68
Jan. 28	Mississippi State <sup>*</sup>	-/-	W	65	59
Feb. 1	at Georgia <sup>*</sup>	-/-	L	79	88
Feb. 4	LSU <sup>*</sup>	-/24	W	67	62
Feb. 8	Vanderbilt <sup>*</sup>	-/-	W <sup>OT</sup>	77	74
Feb. 11	at Ole Miss <sup>*</sup>	-/-	W	64	50
Feb. 14	at South Carolina <sup>*</sup>	-/-	L	56	67
Feb. 18	Tennessee <sup>*</sup>	-/8	W	92	79
Feb. 21	at Arkansas <sup>*</sup>	-/-	L	63	65
Feb. 26	Florida <sup>*</sup>	-/12	W	82	77
March 1	Auburn <sup>*</sup>	-/-	W	71	61
March 4	at Mississippi State <sup>*</sup>	-/-	L	58	71
March 10	vs. Kentucky!	-/-	L	61	68
March 16	vs. Marquette #	-/-	W	90	85
March 18	vs. UCLA #	-/7	L	59	62

<sup>^</sup> Preseason NIT (New York City)

! SEC Tournament (Nashville, Tenn.)

# NCAA Tournament (San Diego, Calif.)

\* SEC game

### 2006-07

Coach: Mark Gottfried

20-12 (7-9 SEC) • (14-2 Home, 2-9 Road, 4-1 Neutral)

NIT First Round

Date	Opponent	AP Rank	W/L	UA	Opp
Nov. 10	Jackson State	11/-	W	96	65
Nov. 17	vs. Middle Tennessee <sup>^</sup>	10/-	W	71	62
Nov. 19	vs. Iowa <sup>^</sup>	10/-	W	72	60
Nov. 20	vs. Xavier <sup>^</sup>	10/-	W	63	56
Nov. 25	Texas Southern	8/-	W	74	44
Nov. 28	ULM	8/-	W	75	61
Dec. 2	Tennessee State	6/-	W	78	60
Dec. 7	at Notre Dame	4/-	L	85	99
Dec. 9	Alabama State	4/-	W	92	58
Dec. 16	vs. Southern Miss #	9/-	W	77	64
Dec. 20	at N.C. State	10/-	W	82	75
Dec. 23	Coppin State	10/-	W	99	49
Dec. 29	Lipscomb	8/-	W	80	58
Jan. 1	Oklahoma	8/-	W	70	55
Jan. 6	at Arkansas <sup>*</sup>	8/-	L	61	88
Jan. 9	LSU <sup>*</sup>	8/14	W	71	61
Jan. 17	at Vanderbilt <sup>*</sup>	10/-	L	73	94
Jan. 20	Georgia <sup>*</sup>	10/-	W	78	76
Jan. 23	at Auburn <sup>*</sup>	10/-	L	57	81
Jan. 27	Arkansas <sup>*</sup>	12/-	L	57	63
Jan. 31	at LSU <sup>*</sup>	19/-	W	73	70
Feb. 3	South Carolina <sup>*</sup>	19/-	W	64	61
Feb. 7	Mississippi State <sup>*</sup>	18/-	W	80	79
Feb. 10	at Ole Miss <sup>*</sup>	18/-	L	69	75
Feb. 14	at Florida <sup>*</sup>	25/1	L	67	76
Feb. 17	Kentucky <sup>*</sup>	25/20	W	72	61
Feb. 21	at Tennessee <sup>*</sup>	25/-	L <sup>OT</sup>	66	69
Feb. 24	Auburn <sup>*</sup>	25/-	L	77	86



In 2004, the Tide advanced further than any other Alabama team in the NCAA Tournament before bowing out in the Elite Eight.



# RECORDS & HISTORY

## ALL-TIME RESULTS

Feb. 28	Ole Miss *	-/-	W	69	58
March 4	at Mississippi State *	-/-	L	67	91
March 8	vs. Kentucky !	-/-	L	67	79
March 13	at Massachusetts &	-/-	L <sup>OT</sup>	87	89

^ Paradise Jam (St. Thomas, U.S. Virgin Islands)

! Mobile, Ala.

# SEC Tournament (Nashville, Tenn.)

& NIT (Amherst, Mass.)

\* SEC game

### 2007-08

Coach: Mark Gottfried

17-16 (5-11 SEC) • (13-5 Home, 1-9 Road, 3-2 Neutral)

Date	Opponent	AP Rank	W/L	UA	Opp
Nov. 9	Troy	-/-	W	84	72
Nov. 13	at Mercer	-/-	W	90	83
Nov. 19	Belmont	-/-	L	83	85
Nov. 23	Southern Miss	-/-	W	79	77
Nov. 28	at Texas A&M	-/16	L	63	76
Dec. 1	SE Louisiana	-/-	W <sup>OT</sup>	63	61
Dec. 5	vs. Georgetown #	-/5	L	60	70
Dec. 8	Nicholls State	-/-	W	91	53
Dec. 17	Wofford ^	-/-	W	80	73
Dec. 19	Texas-Pan American ^	-/-	W	75	65
Dec. 22	vs. Missouri State ^	-/-	W	81	73
Dec. 23	vs. Iowa State ^	-/-	W	83	68
Dec. 29	George Washington	-/-	W	93	57
Jan. 1	Clemson	-/18	L	61	87
Jan. 4	Chicago State	-/-	W	93	79
Jan. 8	Florida *	-/-	L	83	90
Jan. 13	at Arkansas *	-/-	L <sup>OT</sup>	67	71
Jan. 16	at Georgia *	-/-	L	54	61
Jan. 19	Mississippi State *	-/-	L	56	66
Jan. 26	Auburn *	-/-	W	97	77
Jan. 29	Tennessee *	-/7	L	86	93
Feb. 2	LSU *	-/-	W	81	72
Feb. 6	at Mississippi State *	-/-	L	66	73
Feb. 9	at Kentucky *	-/-	L	52	62
Feb. 13	Ole Miss *	-/-	W	76	67
Feb. 16	at South Carolina *	-/-	L	65	67
Feb. 24	at Auburn *	-/-	L	76	88
Feb. 27	Arkansas *	-/-	W	59	56
March 1	at Ole Miss *	-/-	L	88	91
March 5	at LSU *	-/-	L	74	80
March 8	Vanderbilt *	-/16	W <sup>OT</sup>	78	73
March 13	vs. Florida !	-/-	W	80	69
March 14	vs. Mississippi State !	-/-	L <sup>OT</sup>	67	69

# Pizza Hut SEC/Big East Inv. (Birmingham, Ala.)

^ Findlay Toyota Las Vegas Classic (Las Vegas)

! SEC Tournament (Atlanta)

\* SEC game

### 2008-09

Coaches: Mark Gottfried/Philip Pearson

18-14 (7-9 SEC) • (13-5 Home, 2-7 Road, 3-2 Neutral)

Date	Opponent	AP Rank	W/L	UA	Opp
Nov. 16	Mercer	-/-	L	69	72
Nov. 19	Florida A&M	-/-	W	89	48
Nov. 24	vs. Oregon ^	-/-	L	69	92
Nov. 25	vs. Chaminate ^	-/-	W	78	56
Nov. 26	vs. Saint Joseph's ^	-/-	W	58	48
Dec. 2	Alabama A&M	-/-	W	64	56
Dec. 7	Louisiana-Lafayette	-/-	W	61	44
Dec. 13	Texas A&M	-/-	L <sup>OT</sup>	78	86
Dec. 17	Tennessee State	-/-	W	75	66
Dec. 22	Chattanooga	-/-	W	82	63
Dec. 28	Yale	-/-	W	66	63
Dec. 30	Quincy	-/-	W	86	58
Jan. 3	Georgia Tech	-/-	W	88	77
Jan. 6	at Clemson	-/12	L	59	66
Jan. 11	LSU *	-/-	W	65	59
Jan. 14	at Mississippi State *	-/-	L	74	83
Jan. 17	at Auburn *	-/-	L	71	85
Jan. 21	Ole Miss *	-/-	W	76	73
Jan. 24	Kentucky *	-/-	L	51	61
Jan. 29	at Arkansas *	-/-	L	80	89
Jan. 31	Georgia *	-/-	W	75	70
Feb. 5	at Vanderbilt *	-/-	L	74	79
Feb. 8	at LSU *	-/-	L	62	76
Feb. 14	South Carolina *	-/-	L	73	75
Feb. 18	at Florida *	-/-	L	74	83
Feb. 21	Mississippi State *	-/-	W <sup>2OT</sup>	87	85
Feb. 25	Arkansas *	-/-	W	88	67
Feb. 28	at Ole Miss *	-/-	W	90	69

March 3	Auburn *	-/-	L	73	77
March 8	at Tennessee *	-/-	W	70	67
March 12	vs. Vanderbilt !	-/-	W	82	75
March 13	vs. Tennessee !	-/-	L	62	86

^ EA Sports Maui Classic (Maui, Hawaii)

! SEC Tournament (Tampa, Fla.)

\* SEC game

### 2009-10

Coach: Anthony Grant

17-15 (6-10 SEC) • (11-6 Home, 3-6 Road, 3-3 Neutral)

Date	Opponent	AP Rank	W/L	UA	Opp
Nov. 4	Montevallo (Exh.)	-/-	W	81	53
Nov. 10	Augusta State (Exh.)	-/-	W	61	55
Nov. 14	Cornell	-/-	L	67	71
Nov. 17	Jackson State	-/-	W	86	69
Nov. 20	Providence	-/-	W	84	75
Nov. 26	vs. Baylor ^	-/-	W	79	76
Nov. 27	vs. Florida State ^	-/-	L	51	60
Nov. 29	vs. Michigan ^	-/15	W	68	66
Dec. 2	North Florida	-/-	W	73	51
Dec. 5	Louisiana-Monroe	-/-	W	74	46
Dec. 12	Purdue	-/5	L	65	73
Dec. 16	Samford	-/-	W	60	45
Dec. 19	vs. Kansas State #	-/17	L	74	87
Dec. 23	Mercer	-/-	W	90	71
Dec. 30	Tennessee State	-/-	W	77	65
Jan. 4	at Toledo	-/-	W	67	50
Jan. 9	at LSU *	-/-	W	66	49
Jan. 13	Vanderbilt *	-/-	L	64	65
Jan. 16	at Arkansas *	-/-	L	59	71
Jan. 19	Tennessee *	-/8	L	56	63
Jan. 23	Mississippi State *	-/23	W	62	57
Jan. 27	LSU *	-/-	W	57	38
Jan. 30	at Auburn *	-/-	L	57	58
Feb. 4	Florida *	-/-	L	65	66
Feb. 6	at Ole Miss *	-/25	L	67	74
Feb. 9	at Kentucky *	-/3	L	55	66
Feb. 13	Arkansas *	-/-	W	73	68
Feb. 20	at Georgia *	-/-	L	70	76
Feb. 24	at Mississippi State *	-/-	L	66	74
Feb. 27	Ole Miss *	-/-	L	73	76
March 3	at South Carolina *	-/-	W	79	70
March 6	Auburn *	-/-	W	73	61
March 11	vs. South Carolina !	-/-	W	68	63
March 12	vs. Kentucky !	-/2	L	67	73

^ Old Spice Classic (Lake Buena Vista, Fla.)

# Coors Classic (Mobile, Ala.)

! SEC Tournament (Nashville, Tenn.)

\* SEC game

### 2010-11

Coach: Anthony Grant

25-12 (12-4 SEC) • (19-0 Home, 4-6 Road, 2-6 Neutral)

Date	Opponent	AP Rank	W/L	UA	Opp
Nov. 4	Talladega (Exh.)	-/-	W	96	60
Nov. 10	UAH (Exh.)	-/-	W	73	68
Nov. 12	Florida A&M	-/-	W	76	37
Nov. 15	Troy	-/-	W	79	60
Nov. 19	vs. Seton Hall @	-/-	L	78	83
Nov. 20	vs. Iowa @	-/-	L	47	55
Nov. 22	vs. Saint Peter's @	-/-	L	49	50
Nov. 27	Alabama A&M	-/-	W	76	50
Dec. 1	South Alabama	-/-	W	72	50
Dec. 4	at Purdue	-/22	L	47	66
Dec. 11	at Providence	-/-	L	70	82
Dec. 15	Southeastern Louisiana	-/-	W	59	38
Dec. 18	vs. Oklahoma State #	-/1	L	60	68
Dec. 21	Lipscomb	-/-	W	71	55
Dec. 28	Pepperdine	-/-	W	83	60
Jan. 3	Toledo	-/-	W	83	41
Jan. 8	at Mississippi State *	-/-	W	75	57
Jan. 12	South Carolina *	-/-	W	57	47
Jan. 15	at Arkansas *	-/-	L	65	70
Jan. 18	Kentucky *	-/12	W	68	66
Jan. 22	at Auburn *	-/-	W	68	58
Jan. 29	LSU *	-/-	W	70	46
Feb. 2	Mississippi State *	-/-	W	75	61
Feb. 5	at Tennessee *	-/-	W	65	60
Feb. 10	at Vanderbilt *	-/23	L	67	81
Feb. 12	Ole Miss *	-/-	W	74	64
Feb. 17	at LSU *	-/-	W	67	56

Feb. 19	Arkansas *	-/-	W	69	56
Feb. 23	Auburn *	-/-	W	51	49
Feb. 26	at Ole Miss *	-/-	L	63	68
March 1	at Florida *	-/14	L	51	78
March 5	Georgia *	-/-	W	65	57
March 11	vs. Georgia !	-/-	W <sup>OT</sup>	65	59
March 12	vs. Kentucky !	-/16	L	58	72
March 15	Coastal Carolina ^	-/-	W	68	44
March 21	New Mexico ^	-/-	W	74	67
March 23	Miami ^	-/-	W	79	64
March 29	vs. Colorado \$	-/-	W	62	61
March 31	vs. Wichita State \$	-/-	L	57	66

@ Paradise Jam (St. Thomas, U.S. Virgin Islands)

# All-College Classic (Oklahoma City, Okla.)

! SEC Tournament

^ NIT (Tuscaloosa, Ala.)

\$ NIT (New York)

\* SEC game

### 2011-12

Coach: Anthony Grant

21-12 (9-7 SEC) • (13-3 Home, 4-7 Road, 4-2 Neutral)

Date	Opponent	AP Rank	W/L	UA	Opp
Nov. 7	UAH (Exh.)	-/-	W	67	60
Nov. 11	North Florida	19/-	W	64	44
Nov. 14	Oakland	16/-	W	74	57
Nov. 17	vs. Maryland ^	16/-	W	62	42
Nov. 18	vs. Wichita State ^	16/-	W	70	60
Nov. 20	vs. Purdue ^	16/-	W	65	56
Nov. 23	Alabama A&M	13/-	W	82	45
Nov. 27	VCU	13/-	W	72	64
Dec. 1	Georgetown	12/-	L	55	57
Dec. 7	at Dayton	16/-	L	62	74
Dec. 11	Detroit	16/-	W	62	54
Dec. 17	vs. Kansas State #	23/-	L	58	71
Dec. 21	vs. Oklahoma State \$	-/-	W	69	52
Dec. 29	Jacksonville	-/-	W	72	55
Jan. 3	at Georgia Tech	-/-	W	73	48
Jan. 7	at Georgia *	-/-	W	74	59
Jan. 11	LSU *	-/-	W	69	53
Jan. 14	at Mississippi State *	-/20	L	52	56
Jan. 19	Vanderbilt *	-/-	L	59	69
Jan. 21	at Kentucky *	-/2	L	71	77
Jan. 25	at South Carolina *	-/-	L	54	56
Jan. 28	Arkansas *	-/-	W	72	66
Feb. 4	Ole Miss *	-/-	W <sup>2OT</sup>	69	67
Feb. 7	at Auburn *	-/-	W	68	59
Feb. 11	at LSU *	-/-	L	58	67
Feb. 14	Florida *	-/14	L	52	61
Feb. 18	Tennessee *	-/-	W	62	50
Feb. 23	at Arkansas *	-/-	W	79	68
Feb. 25	Mississippi State *	-/-	W	67	50
Feb. 29	Auburn *	-/-	W	55	49
March 3	at Ole Miss *	-/-	L	51	60
March 8	vs. South Carolina !	-/-	W	63	57
March 9	vs. Florida !	-/22	L	63	66
March 16	vs. Creighton @	-/19	L	57	58

^ Puerto Rico Tipoff (San Juan, Puerto Rico)

# Kansas City, Mo.

\$ Birmingham, Ala.

! SEC Tournament (New Orleans)

@ NCAA Midwest Regional (Greensboro, N.C.)

\* SEC game

### 2012-13

Coach: Anthony Grant

23-13 (12-6 SEC) • (16-4 Home, 4-8 Road, 3-1 Neutral)

Date	Opponent	AP Rank	W/L	UA	Opp
Nov. 7	Stillman (Exh.)	-/-	W	76	68
Nov. 9	South Dakota State ^	-/-	W	70	67
Nov. 11	West Alabama ^	-/-	W	80	49
Nov. 15	vs. Oregon State #	-/-	W	65	62
Nov. 16	vs. Villanova #	-/-	W	77	55
Nov. 23	Charleston Southern	-/-	W	59	46
Nov. 27	Lamar	-/-	W	75	47
Dec. 1	at Cincinnati	-/17	L	56	58
Dec. 5	Dayton	-/-	L	76	81
Dec. 15	at VCU	-/-	L	54	73
Dec. 19	at Texas Tech	-/-	W	66	62
Dec. 22	Mercer	-/-	L	59	66
Dec. 30	Tulane	-/-	L	50	53
Jan. 5	Oakland	-/-	W	65	45

## ALL-TIME RESULTS

Jan. 8	at Missouri *	-/10	L	68	84
Jan. 12	Tennessee *	-/-	W	68	65
Jan. 16	at Mississippi State *	-/-	W	75	43
Jan. 19	Texas A&M *	-/-	W	50	49
Jan. 22	Kentucky *	-/-	W	59	55
Jan. 26	at Tennessee *	-/-	L	53	54
Jan. 31	Arkansas *	-/-	W	59	56
Feb. 2	at Vanderbilt *	-/-	W	58	54
Feb. 6	at Auburn *	-/-	L	37	49
Feb. 9	LSU *	-/-	W	60	57
Feb. 12	at Georgia *	-/-	W	52	45
Feb. 16	South Carolina *	-/-	W	68	58
Feb. 20	Mississippi State *	-/-	W	64	56
Feb. 23	at LSU *	-/-	L <sup>30T</sup>	94	97
Feb. 26	Auburn *	-/-	W	61	43
March 2	at Florida *	-/8	L	52	64
March 5	at Ole Miss *	-/-	L	83	87
March 9	Georgia *	-/-	W	61	58
March 15	vs. Tennessee!	-/-	W	58	48
March 16	vs. Florida!	-/7	L	51	61
March 19	Northeastern @	-/-	W	62	43
March 23	Stanford @	-/-	W	66	54
March 26	Maryland @	-/-	L	57	58

\* 2K Sports Classic (Tuscaloosa, Ala.)

# 2K Sports Classic (New York City)

! SEC Tournament (New Orleans)

@ NIT (Tuscaloosa, Ala.)

\* SEC game

### 2013-14

Coach: Anthony Grant

13-19 (7-11 SEC) • (13-4 Home, 0-11 Road, 0-4 Neutral)

Date	Opponent	AP Rank	W/L	UA	Opp
Nov. 4	West Georgia (Exh.)	-/-	W	65	64
Nov. 8	vs. Oklahoma #	-/-	L	73	82
Nov. 14	Texas Tech	-/-	W	76	64
Nov. 18	Stillman ^	-/-	W	102	65
Nov. 19	Georgia State ^	-/-	W	75	58
Nov. 27	vs. Duke %	-/6	L	64	74
Nov. 29	vs. Drexel %	-/-	L <sup>30T</sup>	83	85
Dec. 4	North Florida	-/-	W	76	48
Dec. 7	at USF	-/-	L	64	66
Dec. 14	Charleston Southern	-/-	W	59	45
Dec. 17	Wichita State	-/11	L	67	72
Dec. 21	Xavier	-/-	L	74	77
Dec. 28	at UCLA	-/-	L	67	75
Jan. 4	Robert Morris	-/-	W	64	56
Jan. 7	Vanderbilt *	-/-	W	68	63
Jan. 11	at Georgia *	-/-	L	58	66
Jan. 15	Mississippi State *	-/-	W	80	61
Jan. 18	at Missouri *	-/-	L	47	68
Jan. 23	Florida *	-/6	L	62	68
Jan. 25	LSU *	-/-	W	82	80
Jan. 29	at Auburn *	-/-	L	55	74
Feb. 1	Tennessee *	-/-	L	59	76
Feb. 5	at Arkansas *	-/-	L	58	65
Feb. 8	at Florida *	-/3	L	69	78
Feb. 11	Ole Miss *	-/-	W	67	64
Feb. 15	at South Carolina *	-/-	L	66	67
Feb. 20	at Texas A&M *	-/-	L	48	63
Feb. 22	Missouri *	-/-	W	80	73
Feb. 26	at Ole Miss *	-/-	L	67	79
March 1	Auburn *	-/-	W	73	57
March 4	at Kentucky *	-/25	L	48	55
March 8	Arkansas *	-/-	W	83	58
March 13	vs. LSU +	-/-	L	56	68

# Tip-Off Classic (Dallas, Texas)

^ NIT Season Tipoff opening rounds (Tuscaloosa, Ala.)

% NIT Season Tipoff (New York City)

+ SEC Tournament (Atlanta, Ga.)

\* SEC game

### 2014-15

Coach: Anthony Grant

19-15 (8-10 SEC) • (14-5 Home, 4-8 Road, 1-2 Neutral)

Date	Opponent	AP Rank	W/L	UA	Opp
Nov. 10	Montevallo (Exh.)	-/-	W	81	67
Nov. 14	Towson #	-/-	W	82	54
Nov. 17	Western Carolina #	-/-	W	80	74
Nov. 20	Southern Miss	-/-	W	81	67
Nov. 24	vs. Iowa State ^	-/13	L	74	84
Nov. 25	vs. Arizona State ^	-/-	W	76	71
Dec. 2	USF	-/-	W	82	71
Dec. 6	at Xavier	-/-	L	84	97

Dec. 13	Tennessee Tech	-/-	W	65	53
Dec. 16	at Wichita State	-/11	L	52	53
Dec. 19	Stillman	-/-	W	69	49
Dec. 21	Appalachian State	-/-	W	60	59
Dec. 28	UCLA	-/-	W	56	50
Jan. 2	North Florida	-/-	W	76	61
Jan. 6	Texas A&M *	-/-	W	65	44
Jan. 10	at Tennessee *	-/-	W	56	38
Jan. 13	at South Carolina *	-/-	L	66	68
Jan. 17	Kentucky *	-/1	L	48	70
Jan. 22	at Arkansas *	-/-	L <sup>OT</sup>	91	93
Jan. 24	Auburn *	-/-	W	57	55
Jan. 27	Florida *	-/-	L	50	52
Jan. 31	at Kentucky*	-/1	L	55	70
Feb. 4	Missouri *	-/-	W	62	49
Feb. 7	at LSU *	-/-	L	60	71
Feb. 10	at Mississippi State *	-/-	W	55	51
Feb. 14	Vanderbilt *	-/-	L	68	76
Feb. 17	at Auburn *	-/-	W	79	68
Feb. 21	Georgia *	-/-	L <sup>OT</sup>	65	66
Feb. 24	South Carolina *	-/-	W	59	51
Feb. 28	at Vanderbilt *	-/-	L	66	73
March 3	Ole Miss *	-/-	L	74	82
March 7	at Texas A&M *	-/-	W	61	60
March 12	vs. Florida +	-/-	L	61	69
March 17	Illinois %	-/-	W	79	58
March 21	at Miami %	-/-	L	66	73

# CBE Hall of Fame Classic (Tuscaloosa, Ala.)

^ CBE Hall of Fame Classic Finals (Kansas City, Mo.)

+ SEC Tournament (Nashville, Tenn.)

% National Invitational Tournament

\* SEC game

### 2015-16

Coach: Avery Johnson

18-15 (8-10 SEC) • (10-4 Home, 5-8 Road, 3-3 Neutral)

Date	Opponent	AP Rank	W/L	UA	Opp
Nov. 6	Trevecca Nazarene (Exh.)	-/-	W	87	65
Nov. 13	Kennesaw State	-/-	W	77	64
Nov. 17	at Dayton	-/-	L	48	80
Nov. 20	Louisiana	-/-	W	105	93
Nov. 26	vs. Xavier #	-/23	L	45	64
Nov. 27	vs. Wichita State #	-/20	W	64	60
Nov. 29	vs. Notre Dame #	-/17	W	74	73
Dec. 4	at Southern Miss	-/-	W	58	55
Dec. 13	at Clemson	-/-	W	51	50
Dec. 16	Winthrop	-/-	W	72	60
Dec. 21	Oregon ^	-/-	L	68	72
Dec. 29	Jacksonville State	-/-	W <sup>OT</sup>	67	59
Jan. 2	Norfolk State	-/-	W	68	49
Jan. 7	at Ole Miss *	-/-	L	66	74
Jan. 9	Kentucky *	-/9	L	61	77
Jan. 13	South Carolina *	-/19	W	73	50
Jan. 16	at Vanderbilt *	-/-	L	63	71
Jan. 19	at Auburn *	-/-	L	77	83
Jan. 23	LSU *	-/-	L	70	72
Jan. 26	Tennessee *	-/-	W	63	57
Jan. 30	at South Carolina *	-/-	L	64	78
Feb. 2	at Mississippi State *	-/-	W <sup>OT</sup>	82	80
Feb. 6	Missouri *	-/-	W	80	71
Feb. 10	Texas A&M *	-/15	W	63	62
Feb. 13	at Florida *	-/-	W	61	55
Feb. 17	at LSU *	-/-	W	76	69
Feb. 20	Mississippi State *	-/-	L	61	67
Feb. 23	at Kentucky *	-/16	L	53	78
Feb. 27	Auburn *	-/-	W	65	57
March 2	Arkansas *	-/-	L	61	62
March 5	at Georgia *	-/-	L	63	70
March 10	vs. Ole Miss +	-/-	W	81	73
March 11	vs. Kentucky +	-/16	L	59	85
March 15	at Creighton %	-/-	L	54	72

# AdvoCare Invitational (Orlando, Fla.)

^ Vulcan Classic (Birmingham, Ala.)

+ SEC Tournament (Nashville, Tenn.)

% National Invitational Tournament

\* SEC game

### 2016-17

Coach: Avery Johnson

19-15 (10-8 SEC) • (10-7 Home, 5-6 Road, 4-2 Neutral)

NIT First Round					
Date	Opponent	AP Rank	W/L	UA	Opp
Nov. 3	Faulkner (Exh.)	-/-	W	91	71
Nov. 11	Coastal Carolina	-/-	W	70	53
Nov. 15	Dayton	-/-	L	72	77
Nov. 18	Ball State	-/-	W	77	59
Nov. 21	vs. Valparaiso #	-/-	L	60	68
Nov. 23	vs. Saint Louis #	-/-	W	62	57
Nov. 29	Charleston Southern	-/-	W	76	46
Dec. 2	at Texas	-/-	L	68	77
Dec. 11	at Oregon	-/24	L	56	65
Dec. 15	USC Upstate	-/-	W	78	61
Dec. 18	Clemson ^	-/-	L	54	67
Dec. 21	Arkansas State ^	-/-	W	67	52
Dec. 29	Stetson	-/-	W	83	60
Jan. 3	at Mississippi State *	-/-	W	68	58
Jan. 7	Vanderbilt *	-/-	W	59	56
Jan. 10	Florida *	-/23	L	67	80
Jan. 14	at LSU *	-/-	W	81	66
Jan. 18	Missouri *	-/-	W	68	56
Jan. 21	at Auburn *	-/-	L	64	84
Jan. 25	at Georgia *	-/-	W	80	60
Jan. 28	Mississippi State *	-/-	W	71	62
Feb. 1	at Arkansas *	-/-	L	68	87
Feb. 4	Auburn *	-/-	L	77	82
Feb. 7	at South Carolina *	-/19	W <sup>OT</sup>	90	86
Feb. 11	Kentucky *	-/15	L	58	67
Feb. 15	at Missouri *	-/-	W	57	54
Feb. 18	LSU *	-/-	W	90	72
Feb. 23	Georgia *	-/-	L	55	60
Feb. 25	at Texas A&M *	-/-	L	53	56
March 1	Ole Miss *	-/-	W	70	55
March 3	at Tennessee *	-/-	L	54	59
March 9	vs. Mississippi State +	-/-	W	74	55
March 10	vs. South Carolina +	-/-	W	64	53
March 11	vs. Kentucky +	-/8	L	74	79
March 15	Richmond %	-/-	L	64	71

# Men Who Speak Out Main Event (Las Vegas)

^ Vulcan Classic (Birmingham, Ala.)

! Rocket City Classic (Huntsville, Ala.)

+ SEC Tournament (Nashville, Tenn.)

% National Invitational Tournament

\* SEC game

### 2017-18

Coach: Avery Johnson

20-16 (8-10 SEC) • (12-5 Home, 2-8 Road, 6-3 Neutral)

NCAA Second Round					
Date	Opponent	AP Rank	W/L	UA	Opp
Nov. 6	Alabama-Huntsville (Exh.)	-/-	W	74	65
Nov. 10	vs. Memphis #	-/-	W	82	70
Nov. 14	Lipscomb	-/-	W	86	64
Nov. 17	Alabama A&M	-/-	W	104	67
Nov. 21	UT Arlington	25/-	W	77	76
Nov. 24	vs. BYU ~	25/-	W	71	59
Nov. 25	vs. Minnesota ~	25/14	L	84	89
Nov. 29	Louisiana Tech	24/-	W	77	74
Dec. 3	UCF	24/-	L	62	65
Dec. 6	Rhode Island	-/-	W	68	64
Dec. 9	at Arizona	-/-	L	82	88
Dec. 19	vs. Mercer &	-/-	W	80	79
Dec. 22	Texas ^	-/-	L	50	66
Dec. 30	Texas A&M *	-/5	W	79	57
Jan. 2	at Vanderbilt *	-/-	L	75	76
Jan. 6	at Georgia *	-/-	L	46	65
Jan. 9	South Carolina *	-/-	W	76	62
Jan. 13	at LSU *	-/-	W	74	66
Jan. 17	Auburn *	-/17	W	76	71
Jan. 20	Mississippi State *	-/-	W	68	62
Jan. 23	at Ole Miss *	-/-	L	66	78
Jan. 27	Oklahoma!	-/12	W	80	73
Jan. 31	Missouri *	-/-	L	60	69
Feb. 3	at Florida	-/23	W	68	50
Feb. 6	at Mississippi State *	-/-	L	63	67
Feb. 10	Tennessee *	-/15	W	78	50
Feb. 13	LSU *	-/-	W	80	65
Feb. 17	at Kentucky *	-/-	L	71	81
Feb. 21	at Auburn *	-/12	L	71	90
Feb. 24	Arkansas *	-/-	L	73	76
Feb. 27	Florida *	-/-	L	52	73

## ALL-TIME RESULTS



Arguably one of the greatest teams in program history, the 2020-21 Crimson Tide had a final ranked of No. 5 in the nation finished 26-7 overall and 16-2 in the SEC as it swept both the SEC regular season and tournament titles.

Mar. 3	at Texas A&M *	-/-	L	66	68
Mar. 8	vs. Texas A&M +	-/-	W	71	70
Mar. 9	vs. Auburn +	-/18	W	81	63
Mar. 10	vs. Kentucky +	-/-	L	63	86
Mar. 15	vs. Virginia Tech \$	-/-	W	86	83
Mar. 17	vs. Villanova §	-/2	L	58	81

# Veterans Classic (Annapolis, Md.)  
 ~ Barclays Classic (Brooklyn, N.Y.)  
 & Rocket City Classic (Huntsville, Ala.)  
 ^ Vulcan Classic (Birmingham, Ala.)

! Big 12/SEC Challenge  
 + SEC Tournament (St. Louis)  
 \$ NCAA Tournament (Pittsburgh, Pa.)  
 \* SEC game

### 2018-19

Coach: Avery Johnson

18-16 (8-10 SEC) • (10-6 Home, 4-8 Road, 4-2 Neutral)

#### NIT First Round

Date	Opponent	AP Rank	W/L	UA	Opp
Oct. 30	Montevallo (Exh.)	-/-	W	82	40
Nov. 6	Southern	-/-	W	82	62
Nov. 11	Appalachian State #	-/-	W	81	73
Nov. 15	vs. Northeastern ~	-/-	L	52	68
Nov. 16	vs. Ball State ~	-/-	W	79	61
Nov. 18	vs. Wichita State ~	-/-	W	90	86
Nov. 26	Murray State	-/-	W	78	72
Nov. 29	at UCF	-/-	L	64	70
Dec. 5	Georgia State	-/-	L	80	83
Dec. 9	Arizona	-/-	W	76	73
Dec. 18	vs. Liberty &	-/-	W	84	75
Dec. 21	Penn State	-/-	W	73	64
Dec. 30	at Stephen F. Austin	-/-	W	79	69
Jan. 5	Kentucky *	-/13	W	77	75
Jan. 8	at LSU *	-/-	L	79	88
Jan. 12	Texas A&M *	-/-	L	80	81
Jan. 16	at Missouri *	-/-	W	70	60
Jan. 19	at Tennessee *	-/3	L	68	71
Jan. 22	Ole Miss *	-/20	W	74	53
Jan. 26	at Baylor †	-/-	L	68	73
Jan. 29	Mississippi State *	-/22	W	83	79
Feb. 2	at Auburn *	-/-	L	63	84
Feb. 6	Georgia *	-/-	W	89	74
Feb. 9	at Vanderbilt *	-/-	W	77	67
Feb. 12	at Mississippi State *	-/-	L	62	81
Feb. 16	Florida *	-/-	L	53	71
Feb. 19	at Texas A&M *	-/-	L	56	65
Feb. 23	Vanderbilt *	-/-	W	68	61
Feb. 26	at South Carolina *	-/-	W	68	62
Mar. 2	LSU *	-/13	L	69	74
Mar. 5	Auburn *	-/-	L	60	66
Mar. 9	at Arkansas *	-/-	L	70	82
Mar. 14	vs. Ole Miss +	-/-	W	62	57
Mar. 15	vs. Kentucky +	-/4	L	55	73
Mar. 20	Norfolk State %	-/-	L	79	80

# Charleston Classic (Tuscaloosa, Ala.)

~ Charleston Classic (Charleston, S.C.)  
 & Rocket City Classic (Huntsville, Ala.)  
 ! Big 12/SEC Challenge  
 + SEC Tournament (Nashville, Tenn.)  
 % National Invitational Tournament (Tuscaloosa, Ala.)  
 \* SEC game

### 2019-20

Coach: Nate Oats

16-15 (8-10 SEC) • (10-5 Home, 4-8 Road, 2-2 Neutral)

Date	Opponent	AP Rank	W/L	UA	Opp
Oct. 27	Georgia Tech (Charity Exh.)	-/-	W	93	65
Nov. 5	Penn	-/-	L	80	81
Nov. 11	Florida Atlantic	-/-	W	78	59
Nov. 15	at Rhode Island	-/-	L	79	93
Nov. 19	Furman #	-/-	W	81	73
Nov. 27	vs. North Carolina ~	-/6	L	67	76
Nov. 28	vs. Iowa State ~	-/-	L	89	104
Nov. 29	vs. Southern Miss ~	-/-	W	83	68
Dec. 6	Stephen F. Austin	-/-	W	78	68
Dec. 14	at Penn State	-/21	L	71	73
Dec. 18	vs. Samford \$	-/-	W	105	87
Dec. 21	vs. Belmont &	-/-	W	92	72
Dec. 29	Richmond	-/-	W	90	78
Jan. 4	at Florida *	-/-	L <sup>OT</sup>	98	104
Jan. 8	Mississippi State *	-/-	W	90	69
Jan. 11	at Kentucky *	-/14	L	67	76
Jan. 15	Auburn *	-/4	W	83	64
Jan. 18	Missouri *	-/-	W	88	74
Jan. 22	at Vanderbilt *	-/-	W	77	62
Jan. 25	Kansas State †	-/-	W	77	74
Jan. 29	at LSU *	-/22	L	76	90
Feb. 1	Arkansas *	-/-	L	78	82
Feb. 4	Tennessee *	-/-	L	68	69
Feb. 8	at Georgia *	-/-	W <sup>OT</sup>	105	102
Feb. 12	at Auburn *	-/11	L <sup>OT</sup>	91	95
Feb. 15	at LSU *	-/25	W	88	82
Feb. 19	Texas A&M *	-/-	L	68	74
Feb. 22	at Ole Miss *	-/-	W	103	78
Feb. 25	at Mississippi State *	-/-	L	73	80
Feb. 29	South Carolina *	-/-	W	90	86
March 3	Vanderbilt *	-/-	L	79	87
March 7	at Missouri *	-/-	L	50	69
March 12	vs. Tennessee +	-/-	Cancelled		

# Battle 4 Atlantis (Tuscaloosa, Ala.)  
 ~ Battle 4 Atlantis (Grand Paradise Island, Bahamas)  
 \$ Game played at the BJCC (Birmingham, Ala.)  
 & Rocket City Classic (Huntsville, Ala.)  
 ! Big 12/SEC Challenge  
 + SEC Tournament (Nashville, Tenn.)  
 \* SEC game

### 2020-21

Coach: Nate Oats

26-7 (16-2 SEC) • (12-1 Home, 7-3 Road, 7-3 Neutral)

Date	Opponent	AP Rank	W/L	UA	Opp
Nov. 25	Jacksonville State	-/-	W	81	57
Nov. 30	vs. Stanford #	-/-	L	64	82
Dec. 1	vs. UNLV #	-/-	W	86	74
Dec. 2	vs. Providence #	-/-	W	88	71
Dec. 12	vs. Clemson ~	-/24	L	56	64
Dec. 15	Furman	-/-	W	83	80
Dec. 19	Western Kentucky	-/-	L	71	73
Dec. 22	East Tennessee State	-/-	W	85	69
Dec. 29	Ole Miss*	-/-	W	82	64
Jan. 2	at Tennessee*	-/17	W	71	63
Jan. 5	Florida*	-/-	W	86	71
Jan. 9	at Auburn*	-/-	W	94	90
Jan. 12	at Kentucky*	-/-	W	85	65
Jan. 16	Arkansas*	-/-	W	90	59
Jan. 19	at LSU*	18/-	W	105	75
Jan. 23	Mississippi State*	18/-	W	81	73
Jan. 26	Kentucky*	9/-	W	70	59
Jan. 30	at Oklahoma \$	9/24	L	61	66
Feb. 3	LSU*	10/-	W	78	60
Feb. 6	at Missouri*	10/18	L	65	68
Feb. 9	at South Carolina*	11/-	W	81	78
Feb. 13	Georgia*	11/-	W	115	82
Feb. 20	Vanderbilt*	8/-	W	82	78
Feb. 24	at Arkansas*	6/20	L	66	81
Feb. 27	at Mississippi State*	6/-	W	64	59
March 2	Auburn*	8/-	W	70	58
March 6	at Georgia*	8/-	W	89	79
March 12	vs. Mississippi State+	6/-	W	85	48
March 13	vs. Tennessee +	6/-	W	73	68
March 14	vs. LSU +	6/-	W	80	79
March 20	vs. Iowa †	5/-	W	68	55
March 22	vs. Maryland †	5/-	W	96	77
March 28	vs. UCLA †	5/-	L <sup>OT</sup>	78	88

# Maui Invitational (Asheville, N.C.)  
 ~ Holiday Hoopsgiving (Atlanta, Ga.)  
 \$ SEC/Big 12 Challenge  
 + SEC Tournament (Nashville, Tenn.)  
 † NCAA Tournament (Indianapolis, Ind.)  
 \* SEC game



## ALL-TIME SERIES HISTORIES

Akron	1-1	Eastern Kentucky	2-0	Missouri State	1-0	Southern Miss	23-5
Alabama A&M	6-0	Eastern Michigan	1-0	Montana State	0-1	Spring Hill	9-0
UAB	0-1	<b>Florida</b>	<b>76-70</b>	Morehead State	2-1	Stanford	3-1
Alabama City College	1-0	Florida A&M	6-0	Murray State	4-1	Stetson	2-0
Alabama Presbyterian	1-0	Florida Atlantic	2-0	Nebraska	2-0	Stephen F. Austin	2-0
Alabama State	6-0	Florida International	2-1	New Hampshire	1-0	Stillman	2-0
Alaska-Anchorage	1-0	Florida Southern	1-0	New Mexico	1-0	St. Bonaventure	2-0
American	1-0	Florida State	8-8	New Mexico State	1-1	St. John's	2-2
American Puerto Rico	0-1	Furman	3-0	New Orleans	2-0	St. Joseph's	1-1
Appalachian State	3-0	George Washington	1-0	Nicholls State	1-0	St. Louis	0-4
Arizona	3-1	Georgetown (Ky.)	0-1	Norfolk State	1-1	St. Peters	0-2
Arizona State	2-1	Georgetown (D.C.)	2-3	North Alabama	3-0	Syracuse	1-2
<b>Arkansas</b>	<b>30-36</b>	<b>Georgia</b>	<b>98-52</b>	North Carolina	4-8	Temple	2-1
Arkansas-Pine Bluff	2-0	Georgia Southern	1-0	North Carolina A&T	0-0	<b>Tennessee</b>	<b>81-70</b>
Arkansas State	2-0	Georgia State	2-1	North Carolina-Asheville	0-0	Tennessee-Martin	3-0
Ashland College	1-0	Georgia Tech	41-28	North Carolina-Greensboro	1-0	Tennessee State	6-0
<b>Auburn</b>	<b>99-65</b>	<b>Gonzaga</b>	<b>0-0</b>	North Carolina State	4-3	Tennessee Tech	6-0
Augusta	2-0	Grambling	1-0	North Carolina-Wilmington	2-0	Texas	4-9
Austin Peay	4-0	Hawai'i-Pacific	1-0	North Florida	4-0	<b>Texas A&amp;M</b>	<b>12-9</b>
Ball State	2-0	Holy Cross	1-1	North Texas	5-0	Texas A&M-Corpus Christi	1-0
Baptist College	2-0	<b>Houston</b>	<b>1-3</b>	Northeastern	2-1	Texas-Arlington	2-0
<b>Baylor</b>	<b>7-2</b>	Illinois	3-1	Northeastern Illinois	2-0	TCU	4-3
<b>Belmont</b>	<b>1-1</b>	Illinois State	0-1	Northern Iowa	2-1	UTEP	0-1
Bethune Cookman	1-0	Indiana	0-3	Northwestern	0-1	Texas Pan American	1-0
Birmingham College	2-1	<b>Iona</b>	<b>2-0</b>	Northwestern State (La.)	2-0	Texas Southern	2-0
Birmingham-Southern	17-2-1	Iowa	1-1	Notre Dame	2-3	Texas Tech	7-1
Biscayne	1-0	Iowa State	1-2	<b>Oakland</b>	<b>2-0</b>	Toledo	3-0
Boston University	2-0	Jackson State	3-0	Oglethorpe	1-0	Towson	2-0
Bowling Green	1-0	Jacksonville	2-0	Ohio State	3-3	Trinity College (N.C.)	3-0
Bradley	4-0	<b>Jacksonville State</b>	<b>13-1</b>	Ohio Wesleyan	0-1	Troy	3-0
Brigham Young	2-0	Kansas State	2-2	Oklahoma	3-6	Tulane	52-32
Bucknell	1-1	Kennesaw State	1-0	Oklahoma City College	2-0	Tulsa	0-2
Butler	0-1	Kent State	1-1	Oklahoma State	4-3	UCLA	2-4
California	1-0	<b>Kentucky</b>	<b>40-114</b>	Old Dominion	2-1	UNLV	1-0
Canisus	0-1	Lamar	1-1	Oral Roberts	0-1	Utah	3-1
Carson-Newman	1-0	LaSalle	4-2	Oregon	1-3	Valparaiso	1-1
Centenary	1-0	Laurel (Miss.)	1-0	Oregon State	2-0	<b>Vanderbilt</b>	<b>73-70</b>
Central Connecticut State	1-0	Liberty	1-0	Owenton	1-0	Vermont	0-0
UCF	3-2	Lipscomb	3-0	Pennsylvania	2-1	Villanova	2-2
Central Michigan	1-0	Lorain (Ohio)	0-1	Penn State	4-2	Virginia	4-3
Centre	1-0	Louisiana College	2-0	Pepperdine	1-0	VCU	4-1
Chaminade	1-0	Louisiana-Lafayette	4-0	Pittsburgh	2-2	Virginia Military Institute	2-1
Charleston Southern	3-0	Louisiana-Monroe	6-0	Princeton	2-1	Virginia Tech	10-5
Charlotte	3-1	<b>LSU</b>	<b>112-74</b>	Providence	5-2	Wagner	0-1
Chattanooga	16-3	<b>Louisiana Tech</b>	<b>6-0</b>	Purdue	3-5	Wake Forest	2-5
College of Charleston	0-1	Louisville	3-6	Quincy	1-0	Washington	1-1
Chicago State	1-0	Loyola Marymount	0-1	Rhode Island	2-1	Washington & Lee	1-0
Cincinnati	1-2	Loyola-New Orleans	3-1	Rice	2-0	Washington State	2-1
The Citadel	1-2	Maine	2-0	Richmond	4-1	Weber State	2-0
Clemson	4-7	Manhattan	1-0	Rider	2-0	West Alabama	2-0
Coastal Carolina	2-0	Marion Institute	1-0	Robert Morris	1-0	West Virginia	1-0
Colorado	1-0	Marquette	2-0	Rollins	1-0	Western Carolina	4-0
<b>Colorado State</b>	<b>1-0</b>	Maryland	2-4	Rutgers	1-0	Western Kentucky	2-1
Columbia	1-0	Maryville	3-0	Saint Louis	1-0	Western Michigan	1-0
Connecticut	0-1	Massachusetts	1-1	Samford/Howard	30-3	Wichita State	5-4
Coppin State	1-0	McGowin-Lyons	2-0	Sam Houston State	1-0	Winthrop	3-0
Cornell	1-1	McNeese State	3-0	San Jose State	0-1	Wisconsin	3-1
Creighton	0-2	<b>Memphis/Memphis State</b>	<b>3-5</b>	Santa Clara	2-1	Wittenberg	1-1
Cumberland	2-0	Mercer	7-3	Selma	1-0	Wofford	3-0
Davidson	1-3	<b>Miami (Fla.)</b>	<b>2-1</b>	Seton Hall	2-1	Wyoming	0-1
Dayton	1-4	Miami (Ohio)	2-0	Sewanee	11-0	Xavier	3-5
Delaware	2-1	Michigan	2-1	Southern	1-0	Yale	1-0
Delaware State	1-0	Michigan State	1-1	<b>South Alabama</b>	<b>2-1</b>	Youngstown State	1-0
Delta State	1-0	Middle Tennessee	6-0	South Carolina	32-16	Zanesville	0-1
DePaul	0-2	Millsaps	1-0	USC Upstate	1-0		
Detroit	2-0	Milwaukee	0-1	<b>South Dakota State</b>	<b>1-0</b>		
<b>Drake</b>	<b>0-0</b>	Minnesota	4-1	South Florida	2-1		
Drexel	0-1	<b>Ole Miss</b>	<b>124-58</b>	Southeastern Louisiana	4-0		
Duke	1-8	Mississippi College	11-1	Southern University	7-0		
Duquesne	1-0	<b>Mississippi State</b>	<b>129-77</b>	Southern California	3-1		
East Carolina	2-0	Mississippi Valley State	2-0	Southern Illinois	2-0		
East Tennessee State	4-0	<b>Missouri</b>	<b>10-6</b>	SMU	3-3		

2021-22 opponents in BOLD



Out of the 182 total games Alabama has faced Ole Miss, the Crimson Tide has recorded 124 wins.

## ALL-TIME SERIES HISTORIES

<b>Akron</b>	<b>1-1</b>			
1924-25	L	16-33	A	
2000-01	W	73-59	N	

<b>Alabama A&amp;M</b>	<b>6-0</b>			
1999-00	W	97-74	H	
2001-02	W	90-54	H	
2008-09	W	64-56	H	
2010-11	W	76-50	H	
2011-12	W	82-45	H	
2017-18	W	104-67	H	

<b>UAB</b>	<b>0-1</b>			
1992-93	L	56-58	H	

<b>Alabama City College</b>	<b>1-0</b>			
1928-29	W	31-29	A	

<b>Alabama Presbyterian</b>	<b>1-0</b>			
1916-17	W	49-10	H	

<b>Alabama State</b>	<b>6-0</b>			
1997-98	W	85-61	H	
1998-99	W	69-48	H	
2000-01	W	82-56	H	
2004-05	W	72-54	A	
2005-06	W	105-68	H	
2006-07	W	92-58	H	

<b>Alaska-Anchorage</b>	<b>1-0</b>			
2004-05	W	90-55	A	

<b>American</b>	<b>1-0</b>			
1978-79	W	110-87	N	

<b>American Puerto Rico</b>	<b>0-1</b>			
1997-98	L	79-88	A	

<b>Appalachian State</b>	<b>3-0</b>			
1986-87	W	95-62	H	
2014-15	W	60-59	H	
2018-19	W	81-73	H	

<b>Arizona</b>	<b>2-1</b>			
1984-85	W	50-41	N	
1989-90	W	77-55	N	
2017-18	L	82-88	A	
2018-19	W	76-73	H	

<b>Arizona State</b>	<b>2-1</b>			
1974-75	L	94-97	N	
1988-89	W	84-83 <sup>OT</sup>	N	
2014-15	W	76-71	N	

<b>Arkansas</b>	<b>30-35</b>			
1947-48	L	35-42	N	
1949-50	L	33-41	N	
1950-51	L	34-46	N	
1954-55	W	84-64	N	
1960-61	L	76-83	N	
1967-68	W	82-65	H	
1968-69	L	48-52	N	
1986-87	W	87-76	N	
1987-88	L	55-80	N	
1990-91	L	70-93	N	
1991-92	W	65-63	H	
1991-92	L	87-90	A	
1991-92	W	90-89	N	
1992-93	L	66-74	A	
1992-93	W	93-82	H	

1993-94	W	66-64	H	
1993-94	L	81-102	A	
1994-95	W	88-70	A	
1994-95	L	80-86	H	
1994-95	L	58-69	N	
1995-96	L	63-71	H	
1995-96	W	98-89	A	
1996-97	L	68-72	H	
1996-97	L	53-73	A	
1997-98	L	70-77	A	
1997-98	W	65-63	H	
1998-99	W	67-60	A	
1998-99	W	84-79	H	
1999-00	W	73-64	H	
1999-00	L	66-81	A	
2000-01	L	58-87	A	
2000-01	L	63-66	H	
2001-02	W	109-84	H	
2001-02	L	59-67	A	
2002-03	W	61-51	H	
2002-03	L	70-81	A	
2003-04	W	81-65	H	
2003-04	W	72-68 <sup>OT</sup>	A	
2004-05	W	64-61	A	
2004-05	W	72-63	H	
2005-06	W	78-75 <sup>OT</sup>	H	
2005-06	L	63-65	A	
2006-07	L	61-88	A	
2006-07	L	57-63	H	
2007-08	L	67-71 <sup>OT</sup>	A	
2007-08	W	59-56 <sup>OT</sup>	H	
2008-09	L	80-89	A	
2008-09	W	88-67	H	
2009-10	L	59-71	A	

2009-10	W	76-68	H	
2010-11	L	65-70	A	
2010-11	W	69-56	H	
2011-12	W	72-66	H	
2011-12	W	79-68	A	
2012-13	W	59-56	H	
2013-14	L	58-65	A	
2013-14	W	83-58	H	
2014-15	L	91-93 <sup>OT</sup>	A	
2015-16	L	61-62	H	
2016-17	L	68-87	A	
2017-18	L	73-76	H	
2018-19	L	70-82	A	
2019-20	L	78-82	H	
2020-21	W	90-59	H	
2020-21	L	66-81	A	

<b>Arkansas-Pine Bluff</b>	<b>2-0</b>			
1995-96	W	95-44	H	
2000-01	W	110-53	H	

<b>Arkansas State</b>	<b>2-0</b>			
1969-70	W	93-79	H	
2016-17	W	67-52	N	

<b>Ashland</b>	<b>1-0</b>			
1924-25	W	37-30	A	

<b>Auburn</b>	<b>99-65</b>			
1923-24	W	40-19	N	
1940-41	W	38-16	N	
1948-49	W	46-45	N	
1948-49	W	45-38	A	
1948-49	W	39-37	H	
1949-50	L	40-45	A	

## ALL-TIME SERIES HISTORIES

1949-50	L	58-66	H
1949-50	L	58-67	A
1950-51	W	70-46	H
1950-51	W	65-64	A
1950-51	W	63-44	H
1951-52	W	62-60	A
1951-52	W	63-40	H
1951-52	W	63-49	N
1952-53	W	61-51	H
1952-53	L	73-78	A
1953-54	W	70-62	N
1953-54	W	70-58	H
1953-54	W	84-80	N
1954-55	W	99-78	N
1954-55	W	84-80	N
1955-56	W	86-77	N
1955-56	W	93-82	N
1956-57	L	88-92 <sup>OT</sup>	N
1956-57	W	81-79 <sup>2OT</sup>	N
1957-58	W	83-65	N
1957-58	L	65-67	N
1958-59	L	60-79	N
1958-59	L	55-57	N
1958-59	L	50-69	N
1959-60	L	52-59	N
1959-60	L	66-69	N
1959-60	L	61-63 <sup>OT</sup>	N
1960-61	L	62-74	N
1960-61	W	71-66 <sup>OT</sup>	N
1960-61	L	69-80	N
1961-62	L	50-60	N
1961-62	L	49-62	N
1962-63	L	78-81 <sup>OT</sup>	N
1962-63	L	67-74 <sup>OT</sup>	N
1963-64	W	86-72	N
1963-64	L	76-83	N
1964-65	L	68-93	N
1964-65	L	60-80	N
1965-66	L	71-90	N
1965-66	W	88-83	N
1966-67	L	63-66	N
1966-67	L	96-99 <sup>OT</sup>	N
1967-68	W	64-63	H
1967-68	L	69-73	A
1968-69	L	63-78	A
1968-69	L	53-60	H
1969-70	L	77-86	H
1969-70	L	78-121	A
1970-71	L	72-83	A
1970-71	L	76-92	H
1971-72	W	89-66	H
1971-72	W	79-78	A
1972-73	W	76-64	A
1972-73	W	87-75	H
1973-74	W	73-64	A
1973-74	W	97-84	H
1974-75	W	77-53	H
1974-75	L	70-76	A
1975-76	W	63-62	A
1975-76	W	86-75	H
1976-77	W	74-71	A
1976-77	W	81-77	H
1977-78	W	81-74	A
1977-78	W	89-86	H
1978-79	W	83-76	A
1978-79	W	80-73	H

1979-80	W	50-46 <sup>OT</sup>	A
1979-80	W	59-47	H
1980-81	W	83-73	H
1980-81	L	54-56	A
1981-82	W	67-65	A
1981-82	W	74-72	H
1982-83	L	80-91	A
1982-83	W	86-78	H
1982-83	W	62-61	N
1983-84	L	86-91	H
1983-84	L	70-83	A
1984-85	W	60-55	A
1984-85	W	74-72 <sup>2OT</sup>	H
1984-85	L	49-53 <sup>OT</sup>	N
1985-86	W	60-56	H
1985-86	L	69-71	A
1986-87	W	88-82	H
1986-87	W	77-75	A
1986-87	W	87-68	N
1987-88	L	74-84	A
1987-88	W	82-77	H
1988-89	W	67-64	A
1988-89	W	74-58	H
1989-90	W	78-59	H
1989-90	W	80-73	A
1989-90	W	87-71	N
1990-91	W	68-56	A
1990-91	W	88-80	H
1990-91	W	77-59	N
1991-92	L	63-81	A
1991-92	W	82-80	H
1992-93	W	81-78	H
1992-93	L	70-78	A
1993-94	W	74-69	A
1993-94	W	83-68	H
1993-94	W	83-55	N
1994-95	W	65-63	H
1994-95	W	86-73	A
1995-96	W	72-65	H
1995-96	W	75-73	A
1996-97	L	62-72	A
1996-97	W	55-50	H
1997-98	L	40-94	A
1997-98	W	76-62	H
1998-99	L	58-73	H
1998-99	L	61-102	A
1998-99	L	61-93	N
1999-00	L	63-77	A
1999-00	W	68-64	H
2000-01	W	81-80	H
2000-01	L	69-72 <sup>OT</sup>	A
2001-02	L	56-59	A
2001-02	W	73-68	H
2002-03	L	68-77	A
2002-03	W	84-68	H
2003-04	W	69-46	H
2003-04	W	72-71	A
2004-05	W	60-55	A
2004-05	W	94-53	H
2005-06	W	56-52	A
2005-06	W	71-61	H
2006-07	L	57-81	A
2006-07	L	77-86	H
2007-08	W	97-77	H
2007-08	L	76-88	A
2008-09	L	71-85	A

2008-09	L	73-77	H
2009-10	L	57-58	A
2009-10	W	73-61	H
2010-11	W	68-58	A
2010-11	W	51-49	H
2011-12	W	68-50	A
2011-12	W	55-49	H
2012-13	L	37-49	A
2012-13	W	61-43	H
2013-14	L	55-74	A
2013-14	W	73-57	H
2014-15	W	57-55	H
2014-15	W	79-68	A
2015-16	L	77-83	A
2015-16	W	65-57	H
2016-17	L	64-84	A
2016-17	L	77-82	H
2017-18	W	76-71	H
2017-18	L	71-90	A
2017-18	W	81-63	N
2018-19	L	63-84	A
2018-19	L	60-66	H
2019-20	W	83-64	H
2019-20	L	91-95 <sup>OT</sup>	A
2020-21	W	94-90	A
2020-21	W	70-58	H

<b>Augusta</b>	<b>2-0</b>
1988-89	W 94-78 H
1989-90	W 94-67 H

<b>Austin Peay</b>	<b>4-0</b>
1974-75	W 85-65 H
1978-79	W 83-64 H
1984-85	W 68-48 H
2003-04	W 65-47 H

<b>Ball State</b>	<b>2-0</b>
2016-17	W 77-59 H
2018-19	W 79-61 N

<b>Baptist College</b>	<b>2-0</b>
1987-88	W 55-41 H
1989-90	W 63-32 H

<b>Baylor</b>	<b>7-2</b>
1924-25	W 34-21 H
1947-48	L 24-29 N
1953-54	W 67-61 N
1954-55	W 70-67 N
1957-58	W 70-60 H
1960-61	W 72-55 N
1967-68	W 85-75 N
2009-10	W 79-76 N
2018-19	L 68-73 A

<b>Belmont</b>	<b>1-1</b>
2007-08	L 83-85 H
2019-20	W 92-72 N

<b>Bethune Cookman</b>	<b>1-0</b>
2001-02	W 93-46 H

<b>Birmingham College</b>	<b>2-1</b>
1914	W 46-17 H
1917	L 20-21 A
1918	W 28-8 A

<b>Birmingham-Southern</b>	<b>17-2-1</b>
1918-19	T 24-24 <sup>OT</sup> H
1918-19	W 27-14 A
1919-20	W 54-26 H
1920-21	W 33-10 H
1920-21	W 36-10 H
1924-25	W 34-14 H
1924-25	W 31-19 A
1924-25	W 18-12 H
1926-27	L 20-27 H
1926-27	L 22-26 <sup>OT</sup> H
1927-28	W 44-31 H
1927-28	W 31-26 H
1946-47	W 41-22 H
1947-48	W 38-27 N
1948-49	W 62-36 H
1948-49	W 48-38 A
1952-53	W 82-50 H
1956-57	W 110-69 H
1967-68	W 90-68 H
2005-06	W 61-57 H

<b>Biscayne</b>	<b>1-0</b>
1981-82	W 94-63 H

<b>Boston University</b>	<b>2-0</b>
1997-98	W 61-53 A
1998-99	W 75-52 H

<b>Bowling Green</b>	<b>1-0</b>
2002-03	W 69-61 N

<b>Bradley</b>	<b>4-0</b>
1953-54	W 63-61 A
1954-55	W 84-65 A
1978-79	W 66-64 N
1991-92	W 71-62 N

<b>Brigham Young</b>	<b>2-0</b>
1957-58	W 77-74 H
2017-18	W 71-59 N

<b>Bucknell</b>	<b>1-1</b>
1984-85	W 81-56 H
1995-96	L 64-72 N

<b>Butler</b>	<b>0-1</b>
1930-31	L 20-23 A

<b>California</b>	<b>1-0</b>
1994-95	W 76-73 <sup>OT</sup> A

<b>Canisus</b>	<b>0-1</b>
1956-57	L 63-74 A

<b>Carson-Newman</b>	<b>1-0</b>
1922-23	W 30-26 H

<b>Centenary</b>	<b>1-0</b>
1999-00	W 94-72 H

<b>Central Connecticut State</b>	<b>1-0</b>
1994-95	W 86-39 H

<b>UCF</b>	<b>3-2</b>
1987-88	W 65-54 N
1988-89	W 86-48 H



## ALL-TIME SERIES HISTORIES

1994-95	W	73-60	H
2017-18	L	62-65	H
2018-19	L	64-70	A

<b>Central Michigan</b>	<b>1-0</b>	
1987-88	W 83-80	N

<b>Centre</b>	<b>1-0</b>	
1922-23	W 29-17	A

<b>Chaminade</b>	<b>1-0</b>	
2008-09	W 75-56	N

<b>Charleston Southern</b>	<b>3-0</b>	
2012-13	W 59-46	H
2013-14	W 59-45	H
2016-17	W 76-46	H

<b>Charlotte</b>	<b>3-1</b>	
1990-91	W 93-67	N
1991-92	L 74-79	N
2003-04	W 79-72	H
2004-05	W 102-101 <sup>3OT</sup>	A

<b>Chattanooga</b>	<b>16-3</b>	
1914	W 33-23	A
1923-24	L 27-31	A
1924-25	W 29-22	H
1927-28	W 40-30	A
1928-29	W 26-22	A
1931-32	W 32-19	H
1932-33	W 53-28	H
1936-37	L 29-32	H
1939-40	W 31-29	A
1961-62	W 73-56	H
1962-63	W 76-54	H
1963-64	W 96-64	H
1990-91	W 62-58	A
1991-92	W 76-61	H
1993-94	L 57-67	H
1999-00	W 75-51	N
2001-02	W 74-68	H
2003-04	W 76-72	H
2008-09	W 82-63	H

<b>College of Charleston</b>	<b>0-1</b>	
1993-94	L 60-82	N

<b>Chicago State</b>	<b>1-0</b>	
2007-08	W 93-79	H

<b>Cincinnati</b>	<b>1-2</b>	
1983-84	W 83-64	H
2000-01	L 74-77 <sup>OT</sup>	N
2012-13	L 56-58	A

<b>The Citadel</b>	<b>1-2</b>	
1959-60	L 60-68	A
1963-64	L 67-76	N
1991-92	W 107-67	H

<b>Clemson</b>	<b>4-7</b>	
1929-30	W 31-22	N
1957-58	W 78-75	N
1965-66	L 62-76	N
1968-69	L 74-96	H

1969-70	L 95-104	A
1989-90	W 57-48	N
2007-08	L 61-87	H
2008-09	L 59-66	A
2015-16	W 51-50	A
2016-17	L 54-67	H
2020-21	L 56-64	N

<b>Coastal Carolina</b>	<b>2-0</b>	
2010-11	W 68-44	H
2016-17	W 70-53	H

<b>Colorado</b>	<b>1-0</b>	
2010-11	W 62-61	N

<b>Colorado State</b>	<b>1-0</b>	
1989-90	W 71-54	N

<b>Columbia</b>	<b>1-0</b>	
1973-74	W 70-43	N

<b>Connecticut</b>	<b>0-1</b>	
2003-04	L 71-87	N

<b>Coppin State</b>	<b>1-0</b>	
2006-07	W 99-49	H

<b>Cornell</b>	<b>1-1</b>	
1972-73	W 107-84	N
2009-10	L 67-71	H

<b>Creighton</b>	<b>0-2</b>	
2011-12	L 57-58	N
2015-16	L 54-72	A

<b>Cumberland</b>	<b>2-0</b>	
1916	W 43-14	H
1916	W 57-15	H

<b>Davidson</b>	<b>1-3</b>	
1961-62	L 63-68	N
1961-62	L 67-73	A
1964-65	L 62-79	N
1991-92	W 76-61	A

<b>Dayton</b>	<b>1-4</b>	
1972-73	W 77-76	A
2011-12	L 62-74	A
2012-13	L 76-81	H
2015-16	L 48-80	A
2016-17	L 72-77	H

<b>Delaware</b>	<b>2-1</b>	
1981-82	W 94-62	N
1990-91	W 72-47	H
1999-00	L 66-76	N

<b>Delaware State</b>	<b>1-0</b>	
1993-94	W 82-44	N

<b>Delta State</b>	<b>1-0</b>	
1963-64	W 111-66	H

<b>DePaul</b>	<b>0-2</b>	
1965-66	L 64-80	N
1983-84	L 76-77	N

<b>Detroit</b>	<b>2-0</b>	
2000-01	W 74-63	N
2011-12	W 62-54	H

<b>Drexel</b>	<b>0-1</b>	
2013-14	L 83-85 <sup>3OT</sup>	N

<b>Duke</b>	<b>1-8</b>	
1928-29	L 32-38	N
1929-30	W 31-24	N
1956-57	L 78-89	N
1959-60	L 60-78	N
1967-68	L 80-86	H
1968-69	L 48-86	A
1980-81	L 70-75	N
1986-87	L 67-76	N
2013-14	L 64-74	N

<b>Duquesne</b>	<b>1-0</b>	
1964-65	W 62-57	N

<b>East Carolina</b>	<b>2-0</b>	
1974-75	W 99-86	H
1992-93	W 59-54	H

<b>East Tennessee State</b>	<b>4-0</b>	
1983-84	W 87-64	H
1984-85	W 100-76	H
2004-05	W 114-77	H
2020-21	W 85-69	H

<b>Eastern Kentucky</b>	<b>2-0</b>	
1956-57	W 103-88	N
1989-90	W 71-52	N

<b>Eastern Michigan</b>	<b>1-0</b>	
1989-90	W 64-61	N

<b>Florida</b>	<b>76-70</b>	
1926-27	W 49-44	H
1927-28	W 36-31	H
1927-28	L 21-29	H
1928-29	L 20-21	A
1928-29	L 23-34	A
1928-29	W 47-33	H
1928-29	W 58-28	H
1931-32	W 32-19	H
1931-32	W 28-11	H
1933-34	W 41-25	N
1934-35	W 27-25	H
1939-40	W 48-45	A
1939-40	W 47-38	A
1940-41	L 34-38	H
1940-41	W 28-22	H
1941-42	W 37-30	H
1941-42	W 33-28	H
1942-43	W 39-30	H
1942-43	W 32-26	H
1946-47	W 45-15	H
1949-50	W 50-48	A
1950-51	L 55-59	A
1950-51	W 79-61	H
1951-52	L 53-55	A
1951-52	W 67-59	A
1952-53	L 64-69	A
1952-53	L 60-61	H
1953-54	W 80-71	A

1953-54	W 85-58	H
1954-55	L 74-76	H
1954-55	W 89-80	A
1955-56	W 108-74	H
1955-56	W 82-75	A
1956-57	L 71-93	H
1956-57	W 66-65	A
1957-58	L 62-64	A
1957-58	W 62-55	H
1958-59	W 82-77	A
1958-59	W 67-59	H
1959-60	L 76-89	A
1959-60	W 67-56	H
1960-61	L 50-52	A
1960-61	W 64-56	H
1961-62	L 53-74	A
1961-62	L 62-69	H
1962-63	L 67-69 <sup>OT</sup>	A
1962-63	W 75-74	H
1963-64	L 60-86	A
1963-64	L 71-97	H
1964-65	L 51-67	H
1965-66	L 53-56	A
1966-67	L 74-86	H
1966-67	L 50-82	A
1967-68	L 75-88	A
1967-68	L 59-64	H
1968-69	L 45-56	H
1968-69	L 60-73	A
1969-70	L 70-79	A
1969-70	W 89-79	H
1970-71	W 70-63	H
1970-71	L 66-79	A
1971-72	L 77-79	A
1971-72	W 86-82	H
1972-73	W 69-56	H
1972-73	W 82-74	A
1973-74	W 98-79	H
1973-74	L 61-64	A
1974-75	W 73-67	A
1974-75	W 100-75	H
1975-76	L 70-71	A
1975-76	W 79-73	H
1976-77	W 83-71	A
1976-77	W 83-70	H
1977-78	L 73-84	A
1977-78	W 81-70	H
1978-79	W 90-76	H
1978-79	W 77-66	A
1978-79	W 81-64	N
1979-80	W 80-62	H
1979-80	W 84-73	A
1980-81	L 91-97	A
1980-81	W 57-44	H
1981-82	W 82-71	H
1981-82	W 70-69	A
1982-83	L 85-89	A
1982-83	W 106-99 <sup>2OT</sup>	H
1983-84	W 63-61	H
1983-84	L 62-81	A
1984-85	L 77-86	A
1984-85	W 81-66	H
1985-86	W 67-64	H
1985-86	L 65-77	A
1986-87	L 80-90 <sup>OT</sup>	A
1986-87	W 86-85 <sup>OT</sup>	H

## ALL-TIME SERIES HISTORIES

1987-88	L	64-74	H
1987-88	L	45-52	A
1988-89	L	76-85	A
1988-89	W	83-63	H
1988-89	W	72-60	N
1989-90	W	57-44	H
1989-90	W	63-54	A
1990-91	W	72-64	H
1990-91	W	88-80	A
1990-91	W	71-65	N
1991-92	W	68-56	H
1991-92	W	62-60	N
1992-93	L	59-69	A
1993-94	W	69-61	H
1993-94	L	52-68	N
1994-95	W	69-66	A
1995-96	W	68-65	H
1996-97	L	66-85	A
1996-97	W	80-66	N
1997-98	W	80-66	H
1998-99	L	68-72	A
1999-00	L	73-77	H
2000-01	L	68-89	A
2000-01	L	61-69	N
2001-02	W	65-64	H
2002-03	L	75-56	A
2003-04	L	78-88	H
2003-04	L	73-75 <sup>OT</sup>	N
2004-05	L	54-85	A
2004-05	L	62-68	N
2005-06	W	82-77	H
2006-07	L	67-76	A
2007-08	L	83-90	H
2007-08	W	80-69	N
2008-09	L	74-83	A
2009-10	L	65-66	H
2010-11	L	51-78	A
2011-12	L	52-61	H
2011-12	L	63-66	N
2012-13	L	52-64	A
2012-13	L	51-61	N
2013-14	L	62-68	H
2013-14	L	69-78	A
2014-15	L	50-52	H
2014-15	L	61-69	N
2015-16	W	61-55	A
2016-17	L	67-80	H
2017-18	W	68-50	A
2017-18	L	52-73	H
2018-19	L	53-71	H
2019-20	L	98-104 <sup>2OT</sup>	A
2020-21	W	86-71	H

<b>Florida A&amp;M 6-0</b>			
1993-94	W	96-58	H
1994-95	W	95-48	H
1995-96	W	80-39	H
2001-02	W	76-52	H
2008-09	W	89-48	H
2010-11	W	76-37	H

<b>Florida Atlantic 2-0</b>			
2001-02	W	86-78	N
2019-20	W	78-59	H

<b>Florida International 2-1</b>			
1994-95	W	77-54	H
1996-97	W	80-65	A
1997-98	L	68-66	H

<b>Florida Southern 1-0</b>			
1980-81	W	73-59	H

<b>Florida State 8-8</b>			
1959-60	L	74-86	H
1960-61	L	57-68	A
1961-62	W	72-57	H
1962-63	L	63-72	A
1962-63	L	48-49	N
1962-63	L	61-63 <sup>OT</sup>	H
1963-64	W	62-53	H
1963-64	L	77-95	A
1964-65	W	76-73 <sup>OT</sup>	H
1964-65	W	75-66	A
1966-67	W	80-79	N
1972-73	W	74-68	N
1975-76	W	76-72	N
1985-86	W	100-89	N
1986-87	L	70-71	A
2009-10	L	51-60	N

<b>Furman 3-0</b>			
1986-87	W	96-69	H
2019-20	W	81-73	H
2020-21	W	83-80	H

<b>George Washington 1-0</b>			
2007-08	W	93-57	H

<b>Georgetown (Ky.) 0-1</b>			
1927-28	L	31-39	H

<b>Georgetown (D.C.) 2-3</b>			
1976-77	W	66-64	N
1977-78	L	73-83	N
1982-83	W	94-73	N
2007-08	L	60-70	N
2011-12	L	55-57	H

<b>Georgia 98-52</b>			
1921-22	W	20-17	A
1923-24	W	37-20	N
1929-30	W	29-26	N
1932-33	W	33-23	A
1933-34	W	51-17	H
1934-35	L	21-26	A
1935-36	W	41-28	H
1936-37	L	19-29	A
1937-38	W	39-26	H
1938-39	L	26-31	A
1939-40	W	33-21	H
1939-40	L	28-30	N
1940-41	W	42-37	H
1941-42	W	33-29	A
1942-43	W	47-25	H
1944-45	W	54-28	H
1944-45	L	45-53 <sup>OT</sup>	A
1944-45	W	61-59 <sup>OT</sup>	A
1945-46	L	37-59	A
1945-46	W	45-27	A
1946-47	W	48-27	H

1946-47	W	53-45	A
1947-48	L	44-47 <sup>OT</sup>	A
1947-48	W	48-47	H
1948-49	W	46-40	H
1948-49	W	49-43	A
1949-50	W	53-38	H
1949-50	L	51-52 <sup>OT</sup>	N
1950-51	W	60-39	H
1950-51	W	56-53	A
1951-52	L	51-56	A
1951-52	W	74-56	H
1952-53	W	85-75	A
1952-53	W	67-64	H
1953-54	W	76-70	A
1953-54	W	112-76	H
1954-55	W	101-74	H
1954-55	W	98-77	A
1955-56	W	99-75	A
1955-56	W	94-69	H
1956-57	W	89-73	H
1956-57	L	52-64	A
1957-58	W	72-58	A
1957-58	W	68-64	H
1958-59	L	79-80	N
1958-59	W	71-65	H
1959-60	L	58-70	N
1959-60	W	64-60 <sup>OT</sup>	H
1960-61	L	57-63	N
1960-61	W	55-51 <sup>OT</sup>	H
1961-62	W	67-55	N
1961-62	W	79-72	H
1962-63	W	72-68	N
1962-63	W	62-61	H
1962-63	W	61-59	A
1963-64	L	47-49	A
1963-64	W	72-70	H
1964-65	W	72-67 <sup>2OT</sup>	A
1965-66	W	68-60	H
1966-67	L	66-73	H
1966-67	L	60-68	A
1967-68	L	73-95	A
1967-68	L	81-95	H
1968-69	L	73-80	H
1968-69	L	78-87	A
1969-70	W	94-86	H
1969-70	L	57-78	A
1970-71	L	70-71	H
1970-71	L	76-84	A
1971-72	W	99-91	A
1971-72	W	101-73	H
1972-73	W	78-67	H
1972-73	W	78-70	A
1973-74	W	86-71	A
1973-74	W	99-74	H
1974-75	W	92-68	H
1974-75	W	73-64	A
1975-76	W	69-67 <sup>OT</sup>	A
1975-76	W	87-76	H
1976-77	W	78-74 <sup>OT</sup>	A
1976-77	W	78-68	H
1977-78	L	70-71 <sup>OT</sup>	A
1977-78	W	67-66	H
1978-79	W	83-71	A
1978-79	W	67-59	H
1979-80	L	65-68	H

1979-80	W	66-64 <sup>OT</sup>	A
1980-81	W	83-71	A
1980-81	W	91-74	H
1980-81	L	80-88	N
1981-82	W	81-66	H
1981-82	W	99-85	A
1981-82	W	85-74	N
1982-83	L	64-67	A
1982-83	W	73-71	H
1982-83	L	71-86	H
1983-84	W	65-60	H
1983-84	L	69-82	A
1984-85	W	87-74	H
1984-85	L	70-74	A
1984-85	W	74-53	N
1985-86	L	80-88	A
1985-86	W	57-54	H
1985-86	W	79-59	N
1986-87	W	71-70	A
1986-87	W	83-74 <sup>OT</sup>	H
1987-88	L	57-59	H
1987-88	L	54-67	A
1988-89	L	60-65	A
1988-89	W	80-62	H
1989-90	W	79-62	H
1989-90	L	64-75	A
1990-91	W	67-62	H
1990-91	L	68-73	A
1991-92	W	68-65	A
1992-93	L	70-73	H
1993-94	W	78-77	A
1994-95	L	58-72	H
1994-95	W	68-57	N
1995-96	L	55-68	A
1996-97	L	74-83	H
1997-98	L	71-78	A
1998-99	L	58-59	H
1998-99	W	65-58	N
1999-00	L	59-75	A
2000-01	W	76-68	H
2001-02	W	77-72	A
2002-03	L	69-74	H
2003-04	W	45-42	A
2004-05	W	75-47	H
2005-06	L	79-88	A
2006-07	W	78-76	H
2007-08	L	54-61	A
2008-09	W	75-70	H
2009-10	L	70-76	A
2010-11	W	65-57	H
2010-11	W	65-59	N
2011-12	W	74-59	A
2012-13	W	52-45	A
2012-13	W	61-58	H
2013-14	L	58-66	A
2014-15	L	65-66 <sup>OT</sup>	H
2015-16	L	63-70	A
2016-17	W	80-60	A
2016-17	L	55-60	H
2017-18	L	46-65	A
2018-19	W	89-74	H
2019-20	W	105-102 <sup>OT</sup>	A
2020-21	W	115-82	H
2020-21	W	89-79	A

## ALL-TIME SERIES HISTORIES

<b>Georgia Southern 1-0</b>			
1962-63	W	71-44	N
<b>Georgia State 2-1</b>			
2005-06	W	85-68	H
2013-14	W	75-58	H
2018-19	L	80-83	H
<b>Georgia Tech 41-28</b>			
1920-21	L	22-31	N
1921-22	W	49-20	H
1921-22	L	29-36	A
1921-22	L	25-33	N
1922-23	L	35-39	A
1922-23	W	28-27	H
1923-24	W	33-28	A
1923-24	W	31-24	H
1924-25	L	27-30	N
1926-27	L	15-50	A
1927-28	W	30-21	A
1928-29	L	21-37	A
1929-30	W	36-28	H
1930-31	L	19-23	A
1931-32	W	34-19	N
1932-33	W	26-19	A
1933-34	W	63-18	H
1935-36	W	43-34	N
1937-38	L	24-36	A
1938-39	W	39-25	H
1939-40	W	42-34	A
1940-41	W	46-32	H
1940-41	W	39-33	N
1941-42	W	31-25	A
1941-42	W	37-32	N
1942-43	W	33-25	H
1944-45	W	31-26	H
1944-45	L	45-53	A
1945-46	W	44-37	H
1945-46	L	30-36	H
1946-47	W	42-38	A
1946-47	W	64-46	H
1946-47	L	40-43	N
1947-48	W	44-31	H
1947-48	L	34-46	N
1948-49	L	38-51	A
1949-50	W	73-39	H
1950-51	W	59-49	A
1951-52	W	66-60	H
1952-53	W	60-57	N
1952-53	L	67-69	A
1953-54	W	82-61	H
1954-55	W	76-72	A
1955-56	W	93-60	H
1956-57	L	67-92	A
1957-58	L	62-73	A
1957-58	W	74-72 <sup>20T</sup>	H
1958-59	L	76-89	H
1958-59	L	53-66	A
1959-60	L	53-69	H
1959-60	L	48-60	H
1960-61	L	49-57	A
1961-62	W	76-70	H
1962-63	L	55-58	H
1962-63	L	58-74	A
1963-64	L	81-93	H
1971-72	W	90-85	A

1971-72	W	99-68	H
1972-73	W	74-73	H
1972-73	W	89-83	A
1973-74	W	88-64	A
1973-74	W	102-83	H
1974-75	W	91-76	H
1974-75	W	97-80	A
1979-80	L	59-83	N
1983-84	L	54-57	N
1997-98	L	62-60	N
2008-09	W	88-77	H
2011-12	W	73-48	A
<b>Grambling 1-0</b>			
2000-01	W	107-61	H
<b>Hawai'i-Pacific 1-0</b>			
1987-88	W	91-80	N
<b>Holy Cross 1-1</b>			
1953-54	L	68-70	N
1955-56	W	89-84	A
<b>Houston 1-3</b>			
1956-57	L	68-76	N
1974-75	W	105-88	N
1976-77	L	76-82	N
1979-80	L	75-83	N
<b>Illinois 3-1</b>			
1953-54	L	53-77	A
1985-86	W	58-56	N
1995-96	W	72-69	A
2014-15	W	79-58	H
<b>Illinois State 0-1</b>			
1983-84	L	48-49	N
<b>Indiana 0-3</b>			
1975-76	L	69-74	N
1977-78	L	57-66	N
2002-03	L	62-67	N
<b>Iona 2-0</b>			
1989-90	W	78-38	N
2020-21	W	68-55	M
<b>Iowa 1-1</b>			
2006-07	W	72-60	N
2010-11	L	47-55	N
<b>Iowa State 1-2</b>			
2007-08	W	83-68	N
2014-15	L	74-84	N
2019-20	L	89-104	N
<b>Jackson State 3-0</b>			
2005-06	W	101-66	H
2006-07	W	96-65	H
2009-10	W	86-69	H
<b>Jacksonville 2-0</b>			
1965-66	W	91-76	H
2011-12	W	72-55	H
<b>Jacksonville State 13-1</b>			
1950-51	W	86-32	H

1952-53	L	64-67	H
1953-54	W	82-62	H
1954-55	W	91-63	H
1955-56	W	95-55	H
1956-57	W	102-56	H
1957-58	W	86-31	H
1958-59	W	80-40	H
1966-67	W	99-78	H
1997-98	W	105-72	H
1998-99	W	87-44	H
2001-02	W	99-57	H
2015-16	W	67-59 <sup>OT</sup>	H
2020-21	W	81-57	H
<b>Kansas State 2-2</b>			
1994-95	W	79-48	H
2009-10	L	74-87	N
2011-12	L	58-71	N
2019-20	W	77-74	H
<b>Kennesaw State 1-0</b>			
2015-16	W	77-64	H
<b>Kent State 1-1</b>			
1984-85	W	65-64	H
2001-02	L	58-71	N
<b>Kentucky 40-114</b>			
1922-23	W	45-35	A
1924-25	W	24-15	H
1925-26	L	16-27	A
1928-29	W	27-26	A
1931-32	L	22-50	A
1932-33	L	31-35	N
1933-34	L	28-33	N
1933-34	L	21-26	A
1934-35	L	26-33	N
1934-35	L	16-25	A
1935-36	L	30-32	N
1935-36	L	34-40	A
1936-37	L	37-38	N
1936-37	W	34-31	A
1937-38	L	31-57	N
1937-38	L	21-28	A
1938-39	W	41-38	N
1938-39	L	27-45	A
1939-40	W	36-32	N
1939-40	L	18-46	H
1940-41	L	36-38	H
1940-41	L	38-46	A
1940-41	L	37-39	N
1941-42	W	41-35	H
1941-42	L	34-50	A
1941-42	L	34-36	N
1942-43	W	41-32	H
1942-43	L	41-67	A
1944-45	L	41-52	N
1945-46	L	30-59	N
1946-47	L	37-48	H
1946-47	L	33-63	A
1947-48	L	31-41	H
1947-48	L	33-63	A
1948-49	L	40-56	H
1948-49	L	32-74	A
1949-50	L	64-66	H
1949-50	L	57-77	A

1950-51	L	48-65	A
1951-52	L	67-71	H
1953-54	L	43-68	H
1954-55	L	52-66	A
1955-56	W	101-77	N
1956-57	L	60-97	A
1957-58	L	43-45 <sup>OT</sup>	N
1958-59	L	32-39	A
1959-60	L	55-75	N
1960-61	L	53-80	A
1961-62	L	65-73	H
1962-63	L	63-80	A
1963-64	W	65-59	H
1964-65	W	75-71	H
1964-65	L	72-78	A
1965-66	L	62-82	H
1965-66	L	67-90	A
1966-67	W	81-71	H
1966-67	L	78-110	A
1967-68	L	76-84	H
1967-68	L	83-96	A
1968-69	L	70-83 <sup>OT</sup>	H
1968-69	L	79-108	A
1969-70	L	71-86	A
1969-70	L	89-98	H
1970-71	L	73-86	H
1970-71	L	74-101	A
1971-72	L	74-77	A
1971-72	W	73-70	H
1972-73	L	93-95	H
1972-73	L	95-111	A
1973-74	W	81-77	H
1973-74	W	94-71	A
1974-75	L	69-74	A
1974-75	L	79-84	H
1975-76	W	76-63	H
1975-76	L	85-90	A
1976-77	L	85-87	H
1976-77	L	70-85	A
1977-78	W	78-62	H
1977-78	L	84-97	A
1978-79	W	55-52	H
1978-79	L	71-80	A
1978-79	L	100-101	N
1979-80	W	78-64	A
1979-80	L	63-72	H
1980-81	W	59-55	H
1980-81	L	62-77	A
1981-82	L	69-86	A
1981-82	L	62-72	H
1981-82	W	48-46	N
1982-83	W	74-67	H
1982-83	L	70-76	A
1982-83	W	69-64	N
1983-84	L	66-76	A
1983-84	W	69-62	H
1983-84	L	46-48	N
1984-85	W	60-58	H
1984-85	L	48-51	A
1985-86	L	52-76	A
1985-86	L	71-73	H
1985-86	L	72-83	N
1985-86	L	63-68	N
1986-87	W	69-55	A
1986-87	L	69-70	H
1987-88	L	55-63	H



## ALL-TIME SERIES HISTORIES

1987-88	L	68-82	A
1988-89	W	76-64	H
1988-89	W	71-67	A
1989-90	L	65-82	A
1989-90	W	83-58	H
1990-91	W	88-83	H
1990-91	L	73-79	A
1991-92	L	83-107	A
1991-92	L	54-80	N
1992-93	L	59-73	H
1993-94	L	67-82	A
1994-95	L	52-72	H
1995-96	L	65-84	A
1996-97	L	61-75	H
1997-98	L	67-70	N
1997-98	L	71-82	N
1998-99	W	62-58	H
1999-00	L	54-66	A
2000-01	W	70-60	H
2001-02	W	64-61	A
2002-03	L	46-63	H
2003-04	L	55-66	A
2004-05	L	71-78	H
2005-06	W	68-64	A
2005-06	L	58-71	N
2006-07	W	72-61	H
2006-07	L	67-79	N
2007-08	L	52-62	A
2008-09	L	51-61	H
2009-10	L	55-66	A
2009-10	L	67-73	N
2010-11	W	68-66	H
2010-11	L	58-72	N
2011-12	L	71-77	A
2012-13	W	59-55	H
2013-14	L	48-55	A
2014-15	L	48-70	H
2014-15	L	55-70	A
2015-16	L	61-77	H
2015-16	L	53-78	A
2015-16	L	59-85	N
2016-17	L	58-67	H
2016-17	L	74-79	N
2017-18	L	71-81	A
2017-18	L	63-86	N
2018-19	W	77-75	H
2018-19	L	55-73	N
2019-20	L	67-76	A
2020-21	W	85-65	A
2020-21	W	70-59	H

### Lamar 1-1

1982-83	L	50-73	N
2012-13	W	75-47	H

### LaSalle 4-2

1974-75	L	73-77	N
1975-76	W	78-57	H
1976-77	W	82-77	A
1979-80	L	80-82	H
1980-81	W	81-65	A
1999-00	W	85-70	H

### Laurel (Miss.) 1-0

1928-29	W	39-31	A
---------	---	-------	---

### Liberty 1-0

2018-19	W	84-75	N
---------	---	-------	---

### Lipscomb 3-0

2006-07	W	80-58	H
2010-11	W	71-51	H
2017-18	W	86-64	H

### Lorain (Ohio) 0-1

1924-25	L	21-31	A
---------	---	-------	---

### Louisiana College 2-0

1955-56	W	105-71	H
1956-57	W	111-55	H

### La.-Lafayette/S.W. La. 4-0

1958-59	W	75-58	H
1962-63	W	59-53	H
2008-09	W	61-44	H
2015-16	W	105-93	H

### Louisiana-Monroe/N.E. La. 6-0

1986-87	W	82-56	A
1987-88	W	86-66	H
1988-89	W	80-65	H
1998-99	W	84-67	H
2006-07	W	75-61	H
2009-10	W	74-46	H

### LSU 112-74

1915-16	W	44-26	A
1915-16	W	39-25	A
1915-16	L	18-25	H
1916-17	L	7-30	A
1916-17	L	9-38	H
1917-18	L	25-28	H
1919-20	L	11-30	H
1919-20	L	19-44	A
1923-24	W	44-8	H
1924-25	W	26-15	H
1925-26	L	20-28	H
1928-29	W	36-18	H
1928-29	W	37-28	H
1929-30	W	37-20	H
1929-30	W	32-28	H
1930-31	W	40-26	A
1930-31	W	37-28	A
1931-32	W	34-25	H
1931-32	W	37-25	H
1932-33	L	27-32	A
1932-33	W	40-36	H
1933-34	W	36-33	H
1933-34	W	37-29	H
1934-35	L	32-34	A
1934-35	L	39-41	A
1935-36	W	37-25	H
1935-36	W	43-34	H
1935-36	W	52-30	N
1936-37	L	33-43	A
1936-37	L	27-47	A
1937-38	W	41-33	H
1937-38	W	33-32	H
1938-39	W	39-30	H
1938-39	L	29-33	H
1939-40	L	28-33	H
1939-40	W	31-25	N

1940-41	L	28-37	A
1940-41	W	36-32 <sup>OT</sup>	H
1941-42	W	40-28	H
1941-42	W	45-31 <sup>OT</sup>	N
1942-43	L	29-32	H
1942-43	L	32-36	H
1942-43	L	41-46	N
1945-46	L	26-48	H
1945-46	L	30-44	A
1946-47	W	45-38	H
1946-47	L	43-54	A
1947-48	W	49-43	H
1947-48	W	37-32	A
1948-49	L	44-51	A
1948-49	W	56-45	H
1949-50	W	60-52	A
1950-51	L	58-64	N
1950-51	W	94-67	H
1951-52	L	61-68	A
1952-53	L	45-58	H
1953-54	L	61-79	A
1954-55	W	71-51	H
1955-56	W	77-59	A
1956-57	W	83-70	H
1957-58	W	60-50	N
1957-58	L	49-58	A
1958-59	W	89-84	H
1959-60	L	53-66	A
1960-61	W	68-60	H
1961-62	L	56-72	N
1961-62	L	60-69	A
1962-63	W	75-71	H
1963-64	W	72-70	A
1964-65	L	64-67	A
1964-65	W	90-78	H
1965-66	W	66-62	H
1965-66	W	81-73	A
1966-67	W	76-74 <sup>OT</sup>	H
1966-67	W	86-77	A
1967-68	L	70-81	A
1967-68	L	89-99	H
1968-69	W	85-83	H
1968-69	L	75-81	A
1969-70	L	83-90	A
1969-70	W	106-104	H
1970-71	W	101-87	H
1970-71	L	78-107	A
1971-72	W	101-80	A
1971-72	W	103-99 <sup>40T</sup>	H
1972-73	W	77-66	H
1972-73	L	70-72	A
1973-74	W	80-79	A
1973-74	W	99-87	H
1974-75	W	93-67	H
1974-75	W	80-76	A
1975-76	W	113-75	H
1975-76	W	78-74	A
1976-77	W	80-77	H
1976-77	W	77-70 <sup>OT</sup>	A
1977-78	W	70-67	H
1977-78	L	85-103	A
1978-79	W	90-76	H
1978-79	L	66-86	A
1979-80	W	57-56	A
1979-80	L	66-68 <sup>OT</sup>	H

1979-80	L	66-73	N
1980-81	L	56-59	H
1980-81	L	57-70	A
1981-82	W	109-86	H
1981-82	L	68-73	A
1982-83	W	75-70	H
1982-83	W	71-67	A
1983-84	L	84-85	A
1983-84	W	51-49 <sup>OT</sup>	H
1983-84	W	72-70 <sup>OT</sup>	N
1984-85	L	61-63	A
1984-85	W	79-67	H
1985-86	W	83-67	H
1985-86	W	80-71	A
1986-87	W	69-65	H
1986-87	W	60-52	A
1986-87	W	69-62	N
1987-88	L	52-67	A
1987-88	W	72-59	H
1988-89	L	76-80	A
1988-89	W	87-72	H
1989-90	W	70-55	H
1989-90	L	69-75	A
1990-91	L	80-90	H
1990-91	L	81-88	A
1991-92	L	81-89	H
1991-92	L	65-73	A
1992-93	W	77-67	H
1992-93	L	68-76	A
1993-94	W	71-67	A
1993-94	W	75-66	H
1994-95	L	61-74	H
1994-95	W	74-66	A
1995-96	L	77-99	A
1995-96	W	76-73	H
1996-97	W	75-66	H
1996-97	W	78-72	A
1997-98	W	60-57	A
1997-98	W	69-60	H
1998-99	L	70-71	A
1998-99	W	72-71 <sup>30T</sup>	H
1999-00	L	66-78	A
1999-00	L	60-93	H
2000-01	W	82-73	A
2000-01	W	76-66	H
2001-02	W	76-74	H
2001-02	W	57-48	A
2002-03	W	75-66	H
2002-03	L	66-62	A
2003-04	L	66-70	A
2003-04	L	54-60	H
2004-05	W	73-58	H
2004-05	L	59-61	A
2005-06	L	57-68	A
2005-06	W	67-62	H
2006-07	W	71-61	H
2006-07	W	73-70	A
2007-08	W	81-72	H
2007-08	L	74-80	A
2008-09	W	65-59	H
2008-09	L	62-76	A
2009-10	W	66-49	A
2009-10	W	57-38	H
2010-11	W	70-46	H
2010-11	W	67-56	A

## ALL-TIME SERIES HISTORIES

2011-12	W	69-53	H
2011-12	L	58-67	A
2012-13	W	60-57	H
2012-13	L	94-97 <sup>30T</sup>	A
2013-14	W	82-80	H
2013-14	L	56-68	N
2014-15	L	60-71	A
2015-16	L	70-72	H
2015-16	W	76-69	A
2016-17	W	81-66	A
2016-17	W	90-72	H
2017-18	W	74-66	A
2017-18	W	80-65	H
2018-19	L	79-88	A
2018-19	L	69-74	H
2019-20	L	76-90	A
2019-20	W	88-82	H
2020-21	W	105-75	A
2020-21	W	78-60	H
2020-21	W	80-79	N

<b>Memphis State</b>	<b>3-5</b>
1958-59	L 55-59 A
1959-60	L 37-63 A
1963-64	L 75-108 A
1964-65	L 73-83 A
1976-77	W 80-63 N
2001-02	W 81-70 N
2005-06	L 76-87 H
2017-18	W 82-70 N

<b>Mercer</b>	<b>7-3</b>
1922-23	L 23-28 N
1985-86	W 92-49 H
1993-94	W 88-63 H
1995-96	W 100-73 H
2003-04	W 101-44 H
2007-08	W 90-83 A
2008-09	L 69-72 H
2009-10	W 90-71 H
2012-13	L 59-66 H
2017-18	W 80-79 N

<b>Miami (Fla.)</b>	<b>2-1</b>
1968-69	W 85-83 H
2010-11	W 79-64 H
2014-15	L 66-73 A

<b>Miami (Ohio)</b>	<b>2-0</b>
1979-80	W 87-69 N
2005-06	W 64-58 H

<b>Michigan</b>	<b>2-1</b>
1977-78	W 78-63 N
1978-79	L 84-99 A
2009-10	W 68-66 N

<b>Michigan State</b>	<b>1-1</b>
1983-84	W 81-69 N
1998-99	L 58-75 N

<b>Middle Tennessee</b>	<b>6-0</b>
1975-76	W 76-62 H
1978-79	W 89-66 N
1982-83	W 103-58 H
1996-97	W 77-74 N
2002-03	W 80-65 H

2006-07	W 71-62 N
---------	-----------

<b>Millsaps</b>	<b>1-0</b>
1938-39	W 48-35 H

<b>Milwaukee</b>	<b>0-1</b>
2004-05	L 73-83 N

<b>Minnesota</b>	<b>4-1</b>
1972-73	W 69-65 N
1996-97	W 70-67 H
1997-98	W 64-63 A
2004-05	W 78-72 N
2017-18	L 84-89 N

<b>Ole Miss</b>	<b>124-58</b>
1920-21	L 18-22 H
1920-21	W 21-17 H
1920-21	L 18-31 A
1920-21	L 13-28 A
1922-23	W 33-22 H
1922-23	L 17-28 A
1923-24	W 44-42 N
1925-26	L 22-32 H
1925-26	L 25-35 H
1926-27	L 21-29 A
1926-27	L 32-33 A
1928-29	W 39-24 H
1928-29	W 41-28 H
1929-30	W 31-21 A
1929-30	W 30-26 A
1930-31	W 27-25 H
1930-31	W 30-21 H
1931-32	W 23-21 A
1931-32	L 30-33 A
1932-33	W 35-26 H
1932-33	W 57-21 H
1933-34	W 50-25 A
1933-34	W 34-18 A
1934-35	W 38-26 H
1934-35	W 42-27 H
1935-36	L 34-42 A
1935-36	W 38-32 A
1936-37	W 38-34 H
1936-37	W 32-31 H
1936-37	W 35-34 N
1937-38	L 36-43 A
1937-38	L 38-50 A
1938-39	W 46-25 H
1938-39	W 30-21 H
1939-40	W 50-40 H
1939-40	W 28-25 A
1940-41	W 44-40 A
1940-41	W 46-21 H
1941-42	W 49-20 H
1941-42	W 44-24 A
1942-43	W 50-40 H
1942-43	L 29-44 A
1945-46	W 36-34 A
1945-46	W 61-45 H
1946-47	W 46-40 N
1946-47	W 83-30 H
1946-47	W 33-28 A
1947-48	W 37-36 H
1947-48	L 35-40 A
1948-49	L 37-42 A

1948-49	W 64-57 H
1949-50	W 56-38 H
1949-50	L 52-61 A
1950-51	L 61-67 H
1950-51	L 42-44 N
1951-52	W 80-79 A
1952-53	W 60-54 H
1953-54	W 72-68 N
1953-54	L 60-62 A
1954-55	W 70-59 H
1955-56	W 69-65 A
1956-57	W 93-84 H
1957-58	L 76-79 N
1957-58	W 70-44 N
1958-59	W 89-76 H
1959-60	L 77-86 A
1960-61	W 80-54 H
1961-62	W 68-62 A
1962-63	W 80-76 H
1963-64	W 83-77 A
1964-65	W 91-87 A
1964-65	W 107-72 H
1965-66	W 79-60 A
1965-66	W 99-66 H
1966-67	L 58-79 A
1966-67	W 83-73 H
1967-68	W 76-59 H
1967-68	L 69-77 A
1968-69	L 51-53 <sup>OT</sup> A
1968-69	L 72-78 H
1969-70	W 95-87 H
1969-70	L 83-93 A
1970-71	W 101-91 A
1970-71	W 74-72 H
1971-72	W 93-88 H
1971-72	W 75-68 A
1972-73	L 62-66 A
1972-73	W 92-67 H
1973-74	W 88-71 H
1973-74	W 77-57 A
1974-75	W 74-71 A
1974-75	W 88-79 H
1975-76	W 64-41 H
1975-76	W 78-70 A
1976-77	W 101-88 H
1976-77	W 72-68 A
1977-78	W 65-62 N
1977-78	W 66-63 A
1978-79	W 83-73 H
1978-79	L 80-89 A
1979-80	W 78-56 H
1979-80	L 65-71 A
1980-81	W 74-48 A
1980-81	W 51-49 H
1981-82	W 75-64 H
1981-82	L 69-79 A
1982-83	L 63-64 H
1982-83	L 52-56 A
1983-84	W 69-56 A
1983-84	W 74-65 H
1984-85	W 54-47 H
1984-85	W 61-49 A
1985-86	W 69-62 A
1985-86	W 74-59 H
1986-87	W 71-62 A
1986-87	W 90-69 H

1987-88	W 73-66 H
1987-88	L 47-64 A
1987-88	L 59-64 <sup>OT</sup> N
1988-89	W 79-67 H
1988-89	W 55-54 A
1988-89	W 64-56 N
1989-90	W 66-48 H
1989-90	W 74-54 A
1989-90	W 70-51 N
1990-91	W 76-73 <sup>OT</sup> A
1990-91	W 79-74 H
1991-92	L 77-78 H
1991-92	W 84-83 A
1992-93	W 80-67 H
1992-93	L 82-83 <sup>OT</sup> A
1993-94	L 54-70 A
1993-94	W 83-62 H
1994-95	W 74-60 A
1994-95	W 69-50 H
1995-96	L 63-70 A
1995-96	W 67-63 H
1996-97	W 59-46 A
1996-97	W 57-54 H
1997-98	L 63-74 H
1997-98	L 74-75 A
1998-99	L 60-78 A
1998-99	W 78-74 H
1999-00	W 96-67 H
1999-00	L 59-63 A
2000-01	W 82-63 H
2000-01	L 71-105 A
2001-02	W 79-59 H
2001-02	L 56-84 A
2002-03	L 57-76 A
2002-03	W 86-63 H
2003-04	L 60-71 A
2003-04	W 84-69 H
2004-05	W 66-58 A
2004-05	W 71-45 H
2004-05	W 69-52 N
2005-06	L 61-71 H
2005-06	W 64-50 A
2006-07	L 69-75 A
2006-07	W 69-58 H
2007-08	W 76-67 H
2007-08	L 88-91 A
2008-09	W 76-73 H
2008-09	W 90-69 A
2009-10	L 67-74 A
2009-10	L 73-76 H
2010-11	W 74-64 H
2010-11	L 63-68 A
2011-12	W 69-67 <sup>20T</sup> H
2011-12	L 51-60 A
2012-13	L 83-87 A
2013-14	W 67-64 H
2013-14	L 67-79 A
2014-15	L 74-82 H
2015-16	L 66-74 A
2015-16	W 81-73 N
2016-17	W 70-55 H
2017-18	L 66-78 A
2018-19	W 74-53 H
2018-19	W 62-57 N
2019-20	W 103-78 A
2020-21	W 82-64 H

## ALL-TIME SERIES HISTORIES

<b>Mississippi College 11-1</b>			
1912-13	W	51-11	H
1912-13	W	33-19	H
1914-15	W	38-18	H
1914-15	W	39-13	H
1920-21	W	35-18	H
1920-21	W	33-17	H
1921-22	W	35-13	H
1922-23	W	30-21	H
1922-23	W	39-24	H
1924-25	L	17-25	H
1924-25	W	33-26	H
1956-57	W	86-53	H

<b>Mississippi State 129-77</b>			
1912-13	L	21-26	A
1912-13	L	16-21	A
1913-14	W	42-31	A
1913-14	W	42-26	A
1914-15	L	28-35	A
1914-15	L	21-33	A
1914-15	W	28-25	H
1914-15	W	31-21	H
1915-16	W	26-12	H
1915-16	W	32-22	H
1915-16	L	21-28	A
1915-16	L	23-37	A
1919-20	L	10-23	A
1920-21	L	18-25	A
1920-21	L	15-26	A
1920-21	L	16-23	H
1920-21	L	13-35	H
1921-22	W	43-10	H
1921-22	W	30-11	H
1922-23	L	31-47	A
1923-24	L	23-29	H
1923-24	W	45-28	A
1924-25	W	36-28	H
1924-25	W	33-26	A
1925-26	L	21-34	A
1925-26	L	27-28	H
1926-27	L	24-40	A
1926-27	W	22-11	H
1927-28	W	29-28	H
1927-28	L	21-26	A
1928-29	W	30-28	H
1928-29	L	21-22	A
1929-30	W	26-22	H
1931-32	W	26-25	A
1931-32	W	30-23	H
1932-33	W	38-36	A
1932-33	W	41-16	H
1932-33	L	25-30	N
1933-34	W	37-24	A
1933-34	W	29-28	H
1933-34	W	37-25	N
1934-35	W	30-22	H
1934-35	L	41-45	A
1935-36	L	20-33	A
1935-36	W	54-19	H
1936-37	W	32-20	A
1936-37	W	38-25	H
1937-38	W	37-35	H
1937-38	L	37-44	A
1938-39	W	38-26	A
1938-39	W	49-36	H

1939-40	W	34-26	H
1939-40	W	34-33	A
1940-41	L	20-31	A
1940-41	W	32-28	A
1941-42	W	37-27	H
1941-42	L	32-33	A
1942-43	L	41-49	A
1942-43	W	47-37	H
1944-45	W	55-36	H
1944-45	W	57-38	A
1945-46	W	34-29	A
1945-46	W	48-40	H
1946-47	W	56-42	H
1946-47	L	34-37	H
1947-48	L	31-32	H
1947-48	W	55-47	H
1948-49	W	50-45	H
1948-49	W	43-31	A
1949-50	L	44-47	A
1949-50	W	58-38	H
1950-51	W	75-69	H
1951-52	W	63-61	A
1952-53	W	70-58	H
1953-54	W	69-52	A
1954-55	W	99-73	H
1955-56	W	87-75	A
1956-57	W	83-78	H
1957-58	L	42-46	A
1958-59	L	64-81	H
1959-60	L	56-85	A
1960-61	L	63-80	H
1961-62	L	48-67	A
1962-63	W	77-72 <sup>OT</sup>	H
1963-64	L	56-69	A
1964-65	L	68-96	A
1964-65	W	95-83	H
1965-66	W	71-63	A
1965-66	W	77-76 <sup>OT</sup>	H
1966-67	L	59-63	A
1966-67	W	91-74	H
1967-68	W	80-69	H
1967-68	L	69-72	A
1968-69	L	67-68 <sup>OT</sup>	A
1968-69	L	60-67	H
1969-70	W	95-75	H
1969-70	L	77-87	A
1970-71	L	67-71 <sup>OT</sup>	A
1970-71	W	79-78 <sup>3OT</sup>	H
1971-72	W	77-71	H
1971-72	L	91-97 <sup>OT</sup>	A
1972-73	W	96-86	H
1972-73	W	92-87	A
1973-74	W	85-68	H
1973-74	W	76-74	A
1974-75	W	86-71	A
1974-75	W	83-68	H
1975-76	W	92-81	H
1975-76	W	65-61	A
1976-77	W	65-63	A
1976-77	W	73-69	H
1977-78	W	76-59	H
1977-78	L	60-69	A
1978-79	W	87-65	H
1978-79	W	68-67	A
1979-80	L	66-80	A
1979-80	W	80-68	H

1979-80	W	76-75	N
1980-81	W	80-69	A
1980-81	W	91-79	H
1981-82	W	71-53	A
1981-82	W	66-63	H
1982-83	L	69-78	A
1982-83	W	83-58	H
1982-83	W	51-50	N
1983-84	W	74-57	H
1983-84	L	70-74	A
1984-85	L	67-71	H
1984-85	L	46-48	A
1984-85	W	42-31	N
1985-86	W	71-62 <sup>OT</sup>	A
1985-86	W	72-54	H
1985-86	W	77-65	N
1986-87	W	64-49	H
1986-87	W	76-55	A
1987-88	L	56-59	A
1987-88	W	61-48	H
1988-89	W	97-80	H
1988-89	L	57-61 <sup>OT</sup>	A
1989-90	W	62-57	A
1989-90	L	74-86	H
1989-90	W	59-44	N
1990-91	L	59-68	A
1990-91	W	97-72	H
1991-92	W	78-64	A
1991-92	W	79-69	H
1992-93	L	53-63	A
1992-93	W	92-80	H
1993-94	W	70-69	H
1993-94	W	60-49	A
1994-95	W	68-64	H
1994-95	L	67-71	A
1995-96	W	56-55	A
1995-96	L	65-73	H
1996-97	L	51-64	A
1996-97	W	78-49	H
1997-98	L	52-56	H
1997-98	W	85-70	A
1998-99	L	50-55	H
1998-99	L	50-79	A
1999-00	W	77-74 <sup>OT</sup>	H
1999-00	L	70-92	A
2000-01	W	72-59	H
2000-01	L	70-84	A
2001-02	W	85-73	H
2001-02	L	62-76	A
2001-02	L	58-61	N
2002-03	W	68-62 <sup>OT</sup>	H
2002-03	L	55-59	A
2003-04	W	77-73	A
2003-04	L	81-82 <sup>OT</sup>	H
2004-05	W	98-49	H
2004-05	W	68-63	A
2005-06	W	65-59	H
2005-06	L	58-71	A
2006-07	W	80-79	H
2006-07	L	67-91	A
2007-08	L	56-66	H
2007-08	L	66-73	A
2007-08	L	67-69 <sup>OT</sup>	N
2008-09	L	74-83	A
2008-09	W	87-85 <sup>OT</sup>	H
2009-10	W	62-57	H

2009-10	L	66-74	A
2010-11	W	75-57	A
2010-11	W	75-61	H
2011-12	L	52-56	A
2011-12	W	67-50	H
2012-13	W	75-43	A
2012-13	W	64-56	H
2013-14	W	80-61	H
2014-15	W	55-51	A
2015-16	W	82-80 <sup>OT</sup>	A
2015-16	L	61-67	H
2016-17	W	68-58	A
2016-17	W	71-62	H
2016-17	W	75-55	N
2017-18	W	68-62	H
2017-18	L	63-67	A
2018-19	W	83-79	H
2018-19	L	62-81	A
2019-20	W	90-69	H
2019-20	L	73-80	A
2020-21	W	81-73	H
2020-21	W	64-59	A
2020-21	W	85-48	N

<b>Mississippi Valley State 2-0</b>			
1987-88	W	64-46	H
2001-02	W	107-67	H

<b>Missouri 11-6</b>			
1977-78	W	75-71	N
1978-79	W	65-58	A
1986-87	W	91-82	N
1995-96	W	72-49	H
2001-02	L	68-75	N
2012-13	L	68-84	A
2013-14	L	47-68	A
2013-14	W	80-73	H
2014-15	W	62-49	H
2015-16	W	80-71	H
2016-17	W	68-56	H
2016-17	W	57-54	A
2017-18	L	60-69	H
2018-19	W	70-60	A
2019-20	W	88-74	H
2019-20	L	50-69	A
2020-21	L	65-68	A

<b>Missouri State 1-0</b>			
2007-08	W	81-73	N

<b>Montana State 0-1</b>			
1987-88	L	69-77	H

<b>Morehead State 2-1</b>			
1957-58	L	91-98	N
1976-77	W	114-68	H
2002-03	W	82-64	H

<b>Murray State 4-1</b>			
1957-58	W	68-61	H
1979-80	L	62-70	N
1985-86	W	99-65	H
1990-91	W	89-79	H
2018-19	W	78-72	H

<b>Nebraska 2-0</b>			
1954-55	W	88-76	H





Alabama needs two more victories over Auburn to reach 100 wins in series history.

## ALL-TIME SERIES HISTORIES

1985-86 W 78-61 N

**New Hampshire 1-0**

1981-82 W 99-65 H

**New Mexico 1-0**

2010-11 W 74-67 H

**New Mexico State 1-1**

1987-88 W 85-84 N

1994-95 L 69-86 A

**New Orleans 2-0**

1984-85 W 73-55 N

1986-87 W# 101-76 N

2004-05 W 68-57 H

**Nicholls State 1-0**

2007-08 W 81-53 H

**Norfolk State 1-1**

2015-16 W 68-49 H

2018-19 L 79-80 H

**North Alabama/Florence State 3-0**

1949-50 W 87-57 H

1950-51 W 75-57 H

1951-52 W 93-47 H

**North Carolina 4-8**

1921-22 L 11-20 N

1923-24 L 18-25 N

1954-55 W 77-55 H

1955-56 L 77-99 A

1964-65 W 66-61 N

1972-73 L 69-88 N

1975-76 W 79-64 N

1981-82 L 69-74 N

1989-90 W 101-93 H

1990-91 L 79-95 A

1991-92 L 55-64 N

2019-20 L 67-76 N

**North Carolina A&T 0-0**

1986-87 W# 88-71 H

**North Carolina-Greensboro 1-0**

2002-03 W 89-61 H

**North Carolina State 4-3**

1930-31 W 23-17 H

1930-31 W 22-15 H

1969-70 L 51-75 N

1984-85 L 55-61 N

1991-92 W 77-66 N

2005-06 L 64-68 H

2006-07 W 82-75 A

**North Carolina-Wilmington 2-0**

1995-96 W 58-51 N

1999-00 W 62-45 N

**North Florida 4-0**

2009-10 W 73-51 H

2011-12 W 64-44 H

2013-14 W 76-48 H

2014-15 W 76-61 H

**North Texas 5-0**

1995-96 W 74-72 A

1996-97 W 77-55 H

1997-98 W 81-61 H

2000-01 W 94-55 N

2004-05 W 85-71 H

**Northeastern 2-1**

1979-80 W 88-73 H

2012-13 W 62-43 H

2018-19 L 52-68 N

**Northeastern Illinois 2-0**

1991-92 W 82-56 H

1996-97 W 93-50 H

**Northern Iowa 2-1**

1980-81 W 93-66 H

1999-00 L 73-74 N

2000-01 W 64-56 N

**Northwestern 0-1**

1930-31 L 10-32 A

**Northwestern (La.) State 2-0**

1985-86 W 82-77 H

1993-94 W 85-84 H

**Notre Dame 2-3**

1955-56 L 80-86 N

2001-02 W 79-76 N

2005-06 L 71-78 H

2006-07 L 85-99 A

2015-16 W 74-73 N

**Oakland 2-0**

2011-12 W 74-57 H

2012-13 W 65-45 H

**Oglethorpe 1-0**

1935-36 W 54-25 H

**Ohio State 3-3**

1969-70 L 68-96 H

1970-71 L 58-74 A

1978-79 W 96-86 N

1998-99 L 70-78 A

2000-01 W 85-67 H

2002-03 W 54-48 N

**Ohio Wesleyan 0-1**

1925-26 L 30-37 A

**Oklahoma 3-6**

1970-71 L 70-79 H

1971-72 L 73-79 A

1997-98 L 61-79 N

2002-03 W 68-62 N

2005-06 L 56-68 A

2006-07 W 70-55 H

2013-14 L 73-82 N

2017-18 W 80-73 H

2020-21 L 61-66 A

**Oklahoma City College 2-0**

1950-51 W 49-46 N

1959-60 W 54-52 H

## ALL-TIME SERIES HISTORIES

<b>Oklahoma State 4-3</b>			
1948-49	L	31-44	N
1973-74	W	96-73	H
1974-75	W	74-67	A
1976-77	W	70-61	N
1994-95	L	52-66	N
2010-11	L	60-68	N
2011-12	W	69-52	N
<b>Old Dominion 2-1</b>			
1980-81	W	71-63	N
1991-92	W	105-67	H
1992-93	L	91-93	A
<b>Oral Roberts 0-1</b>			
1988-89	L	86-91	N
<b>Oregon 1-3</b>			
2003-04	W	87-86	N
2008-09	L	69-92	N
2015-16	L	68-72	H
2016-17	L	56-65	A
<b>Oregon State 2-0</b>			
1998-99	W	59-49	N
2013-14	W	65-62	N
<b>Owenton 1-0</b>			
1912-13	W	34-17	H
<b>Pennsylvania 2-1</b>			
1986-87	W	110-68	N
1994-95	W	91-85 <sup>OT</sup>	N
2019-20	L	80-81	H
<b>Penn State 4-2</b>			
1965-66	L	66-68	N
1979-80	W	53-49	N
1981-82	W	88-64	N
1982-83	W	75-67 <sup>3OT</sup>	A
2018-19	W	73-64	H
2019-20	L	71-73	A
<b>Pepperdine 1-0</b>			
2010-11	W	83-60	H
<b>Pittsburgh 2-2</b>			
1947-48	W	39-29	N
1975-76	W	62-53	N
1987-88	L	51-87	N
2003-04	L	62-71	N
<b>Princeton 2-1</b>			
1975-76	L	59-61	N
1977-78	W	61-60	N
1977-78	W	68-65	N
<b>Providence 5-3</b>			
1975-76	W	71-67	N
1986-87	L#	82-103	N
1993-94	W	76-70	N
2002-03	W	69-61	H
2003-04	L	71-76	A
2009-10	W	84-75	H
2010-11	L	70-82	A
2020-21	W	88-71	N

<b>Purdue 3-5</b>			
1976-77	W	97-80	N
1977-78	L	65-82	A
1978-79	L	68-87	N
1993-94	L	73-83	N
2000-01	W	85-77 <sup>2OT</sup>	A
2009-10	L	65-73	H
2010-11	L	47-66	A
2011-12	W	65-56	N
<b>Quincy 1-0</b>			
2008-09	W	86-58	H
<b>Rhode Island 2-1</b>			
1992-93	W	79-78	N
2017-18	W	68-64	H
2019-20	L	79-93	A
<b>Rice 2-0</b>			
1947-48	W	52-45	N
1965-66	W	84-80	H
<b>Richmond 4-1</b>			
1962-63	W	72-56	H
1964-65	W	80-70	A
1988-89	W	54-49	A
2016-17	L	64-71	H
2019-20	W	90-78	H
<b>Rider 2-0</b>			
1983-84	W	70-50	H
1985-86	W	91-63	H
<b>Robert Morris 1-0</b>			
2013-14	W	64-56	H
<b>Rollins 1-0</b>			
1971-72	W	95-81	H
<b>Rutgers 1-0</b>			
1969-70	W	80-69	N
<b>Saint Louis 1-0</b>			
2016-17	W	62-57	N
<b>Samford/Howard 30-3</b>			
1916-17	W	26-9	H
1918-19	L	5-17	H
1918-19	L	16-18	A
1919-20	W	29-17	H
1919-20	W	26-23	A
1920-21	W	22-12	H
1920-21	W	35-9	H
1921-22	W	37-28	H
1921-22	W	26-13	H
1929-30	W	37-12	H
1931-32	W	39-22	H
1934-35	W	47-23	H
1935-36	W	34-23	H
1936-37	W	26-23	H
1938-39	W	40-32	H
1939-40	W	39-32	H
1947-48	W	39-28	H
1948-49	W	38-37	A
1952-53	W	81-79	H
1956-57	W	109-88	H
1957-58	W	105-44	H

1961-62	W	54-38	H
1963-64	W	99-78	H
1963-64	W	75-67	A
1964-65	W	114-57	H
1965-66	W	89-65	H
1966-67	W	102-89	A
1967-68	W	86-65	H
1968-69	W	87-64	N
1999-00	L	67-79	H
2001-02	W	83-51	H
2009-10	W	60-45	H
2019-20	W	105-87	N
<b>Sam Houston State 1-0</b>			
1997-98	W	77-58	N
<b>San Jose State 0-1</b>			
1996-97	L	59-60 <sup>OT</sup>	A
<b>Santa Clara 2-1</b>			
1989-90	W	64-48	A
1992-93	W	63-56	N
1996-97	L	62-77	N
<b>Selma 1-0</b>			
1922-23	W	65-12	H
<b>Seton Hall 2-1</b>			
1975-76	W	100-64	N
2000-01	W	85-79	H
2010-11	L	78-83	N
<b>Sewanee 11-0</b>			
1925-26	W	33-24	H
1926-27	W	27-9	H
1928-29	W	46-22	A
1929-30	W	40-17	H
1930-31	W	31-25	A
1931-32	W	43-15	H
1932-33	W	40-22	A
1932-33	W	41-28	N
1938-39	W	38-21	H
1951-52	W	83-40	H
1970-71	W	97-56	H
<b>South Alabama 2-1</b>			
1988-89	L	84-86	N
1998-99	W	59-45	N
2010-11	W	72-50	H
<b>South Carolina 32-16</b>			
1922-23	W	49-24	N
1930-31	W	45-11	H
1973-74	W	77-75	N
1976-77	W	90-66	H
1976-77	W	67-62	N
1977-78	W	92-67	A
1986-87	W	73-63	H
1987-88	L	67-73	A
1991-92	W	83-81 <sup>OT</sup>	A
1992-93	W	97-80	H
1992-93	W	87-79	N
1993-94	L	66-82	A
1994-95	W	91-59	H
1995-96	L	67-90	A
1995-96	W	68-67	A

1996-97	L	60-62	H
1996-97	L	61-72	N
1997-98	L	63-74	A
1998-99	W	78-70	H
1999-00	L	61-82	A
1999-00	L	59-69	N
2000-01	W	60-55	H
2001-02	W	52-51	A
2001-02	W	65-57	N
2002-03	W	82-59	H
2003-04	L	82-90 <sup>OT</sup>	A
2004-05	W	87-68	H
2005-06	L	56-67	A
2006-07	W	64-61	H
2007-08	L	65-67	A
2008-09	L	73-75	H
2009-10	W	79-70	A
2009-10	W	68-63	N
2010-11	W	57-47	H
2011-12	L	54-56	A
2011-12	W	63-57	N
2012-13	W	68-58	H
2013-14	L	66-67	A
2014-15	L	66-68	A
2014-15	W	59-51	H
2015-16	W	73-50	H
2015-16	L	64-78	A
2016-17	W	90-86 <sup>4OT</sup>	A
2016-17	W	64-53	N
2017-18	W	76-62	H
2018-19	W	68-62	A
2019-20	W	90-86	H
2020-21	W	81-78	A
<b>USC Upstate 1-0</b>			
2016-17	W	78-61	H
<b>South Dakota State 1-0</b>			
2012-13	W	70-67	H
<b>South Florida 2-1</b>			
1971-72	W	123-97	N
2013-14	L	64-66	A
2014-15	W	82-71	H
<b>Southeastern Louisiana 4-0</b>			
2000-01	W	92-63	H
2003-04	W	83-76	H
2007-08	W	63-61 <sup>OT</sup>	H
2010-11	W	59-38	H
<b>Southern 1-0</b>			
2018-19	W	82-62	H
<b>Southern University 7-0</b>			
1912-13	W	46-17	A
1914-15	W	54-10	H
1914-15	W	43-22	H
1915-16	W	40-23	H
1915-16	W	42-33	N
1916-17	W	22-9	H
1988-89	W	102-87	H
<b>Southern California 3-1</b>			
1970-71	L	75-122	A
1972-73	W	76-66	H

## ALL-TIME SERIES HISTORIES

1982-83	W	74-61	N
1987-88	W	78-69	N

### Southern Illinois 2-0

1995-96	W	79-58	N
2003-04	W	65-64	N

### SMU 3-3

1948-49	W	42-39	N
1950-51	L	46-60	N
1960-61	L	57-84	A
1961-62	L	66-71	H
1981-82	W	69-62	A
1982-83	W	74-56	H

### Southern Miss 23-5

1950-51	W	63-57	H
1952-53	L	67-75	H
1956-57	W	81-63	N
1959-60	W	82-72	H
1960-61	L	64-71	H
1962-63	W	71-52	H
1963-64	W	80-74	H
1964-65	W	102-73 <sup>OT</sup>	H
1965-66	W	76-67	H
1965-66	W	93-79	A
1966-67	L	65-77	A
1966-67	W	103-89	H
1967-68	W	90-83	H
1969-70	W	104-74	H
1971-72	W	108-80	N
1975-76	W	91-67	H
1988-89	W	63-58	N
1990-91	L	82-84	H
1991-92	W	87-64	A
1992-93	W	86-76	H
1993-94	L	62-79	A
1994-95	W	65-60	H
1995-96	W	83-69	A
2006-07	W	77-64	N
2007-08	W	79-77	H
2014-15	W	81-67	H
2015-16	W	58-55	A
2019-20	W	83-68	N

### Spring Hill 9-0

1920-21	W	26-25	H
1922-23	W	23-16	H
1941-42	W	38-14	H
1947-48	W	65-41	H
1958-59	W	64-47	H
1959-60	W	84-55	H
1961-62	W	84-67	H
1963-64	W	76-55	H
2005-06	W	85-64	N

### Stanford 3-1

1991-92	W	80-75	N
2003-04	W	70-67	N
2012-13	W	66-54	H
2020-21	L	64-82	N

### Stephen F. Austin 2-0

2018-19	W	79-69	A
2019-20	W	78-68	H

### Stetson 2-0

1965-66	W	75-50	H
2016-17	W	83-60	H

### Stillman 2-0

2013-14	W	102-65	H
2014-15	W	69-49	H

### St. Bonaventure 2-0

1978-79	W	98-89	N
2002-03	W	77-68	H

### St. John's 2-2

1955-56	L	79-87	A
1973-74	L	67-72	N
1980-81	W	73-69	N
1981-82	W	69-68	N

### St. Joseph's 1-1

1995-96	L	69-74 <sup>OT</sup>	N
2008-09	W	58-48	N

### St. Louis 0-4

1953-54	L	68-82	A
1954-55	L	45-50	A
1979-80	L	75-83	N
1999-00	L	70-78	A

### St. Peter's 0-2

1995-96	L	49-59	N
2010-11	L	49-50	N

### Syracuse 1-2

1995-96	L	68-81	A
1996-97	L	66-70	H
2003-04	W	80-71	N

### Temple 2-1

2001-02	W	70-67	N
2004-05	W	75-71	H
2005-06	L	58-68	A

### Tennessee 81-70

1913-14	L	13-49	A
1913-14	L	21-22	A
1921-22	W	28-25	N
1924-25	W	26-14	A
1926	W	42-21	A
1927-28	W	45-22	A
1928-29	L	23-30	A
1929-30	W	29-14	H
1929-30	W	32-22	N
1930-31	L	24-26	A
1930-31	L	20-26	N
1931-32	W	24-19	H
1931-32	W	25-21	H
1932-33	W	43-15	H
1932-33	L	23-26	A
1933-34	W	44-31	H
1933-34	W	54-26	A
1933-34	W	29-26	N
1934-35	W	45-29	H
1934-35	W	30-28	A
1935-36	L	34-39	H
1935-36	L	20-28	A
1935-36	L	25-29	N
1936-37	L	31-36 <sup>2OT</sup>	H

1936-37	L	23-26	A
---------	---	-------	---

1936-37	L	25-42	N
---------	---	-------	---

1937-38	L	17-27	H
---------	---	-------	---

1937-38	L	22-36	A
---------	---	-------	---

1938-39	W	39-37	H
---------	---	-------	---

1938-39	W	42-37 <sup>OT</sup>	A
---------	---	---------------------	---

1939-40	L	23-26	H
---------	---	-------	---

1939-40	W	26-23	A
---------	---	-------	---

1940-41	W	27-22	H
---------	---	-------	---

1940-41	L	23-34	A
---------	---	-------	---

1941-42	L	15-37	H
---------	---	-------	---

1941-42	L	29-36	A
---------	---	-------	---

1941-42	W	21-18	N
---------	---	-------	---

1942-43	L	27-37	H
---------	---	-------	---

1942-43	L	33-36	A
---------	---	-------	---

1944-45	L	14-23	H
---------	---	-------	---

1944-45	L	27-38	A
---------	---	-------	---

1945-46	W	35-24	N
---------	---	-------	---

1947-48	L	35-47	A
---------	---	-------	---

1950-51	W	56-55	A
---------	---	-------	---

1951-52	W	88-75	H
---------	---	-------	---

1951-52	L	60-61	N
---------	---	-------	---

1952-53	L	67-76	A
---------	---	-------	---

1953-54	W	70-59	H
---------	---	-------	---

1954-55	W	88-81	A
---------	---	-------	---

1955-56	W	95-81	H
---------	---	-------	---

1956-57	L	89-79	A
---------	---	-------	---

1957-58	W	70-37	H
---------	---	-------	---

1958-59	L	68-93	A
---------	---	-------	---

1959-60	W	42-40	H
---------	---	-------	---

1960-61	L	62-77	A
---------	---	-------	---

1961-62	W	71-70	H
---------	---	-------	---

1962-63	L	60-73	A
---------	---	-------	---

1963-64	W	67-64	H
---------	---	-------	---

1964-65	W	63-58	H
---------	---	-------	---

1965-66	L	56-91	A
---------	---	-------	---

1966-67	L	52-77	A
---------	---	-------	---

1966-67	W	53-52	H
---------	---	-------	---

1967-68	L	63-82	H
---------	---	-------	---

1967-68	L	56-75	A
---------	---	-------	---

1968-69	L	43-70	H
---------	---	-------	---

1968-69	L	52-86	A
---------	---	-------	---

1969-70	L	67-103	A
---------	---	--------	---

1969-70	L	70-77	H
---------	---	-------	---

1970-71	L	62-79	H
---------	---	-------	---

1970-71	L	77-89	A
---------	---	-------	---

1971-72	L	77-79	A
---------	---	-------	---

1971-72	W	72-67 <sup>OT</sup>	H
---------	---	---------------------	---

1972-73	W	72-56	H
---------	---	-------	---

1972-73	L	71-72	A
---------	---	-------	---

1973-74	W	79-73	A
---------	---	-------	---

1973-74	W	73-54	H
---------	---	-------	---

1974-75	W	82-78	H
---------	---	-------	---

1974-75	W	71-65	A
---------	---	-------	---

1975-76	L	74-80	A
---------	---	-------	---

1975-76	W	93-90 <sup>2OT</sup>	H
---------	---	----------------------	---

1976-77	L	93-102	A
---------	---	--------	---

1976-77	L	89-92	H
---------	---	-------	---

1977-78	L	78-87	A
---------	---	-------	---

1977-78	W	93-89	H
---------	---	-------	---

1978-79	L	77-85	A
---------	---	-------	---

1978-79	L	77-83	H
---------	---	-------	---

1979-80	L	78-79 <sup>3OT</sup>	A
---------	---	----------------------	---

1979-80	W	72-59	H
---------	---	-------	---

1980-81	L	69-70 <sup>OT</sup>	H
---------	---	---------------------	---

1980-81	L	58-62	A
---------	---	-------	---

1981-82	L	67-88	A
---------	---	-------	---

1981-82	W	77-72 <sup>OT</sup>	H
---------	---	---------------------	---

1981-82	W	56-50	N
---------	---	-------	---

1982-83	L	64-73	A
---------	---	-------	---

1982-83	W	90-78	H
---------	---	-------	---

1983-84	W	82-72	H
---------	---	-------	---

1983-84	W	72-66	A
---------	---	-------	---

1984-85	L	67-79	A
---------	---	-------	---

1984-85	W	80-59	H
---------	---	-------	---

1985-86	W	92-79	H
---------	---	-------	---

1985-86	W	80-64	A
---------	---	-------	---

1986-87	W	82-71	A
---------	---	-------	---

1986-87	W	93-71	H
---------	---	-------	---



## ALL-TIME SERIES HISTORIES

1983-84	W	96-71	H
1993-94	W	104-68	H

### Tennessee State 6-0

1992-93	W	95-80	H
1993-94	W	66-62	H
2004-05	W	87-79	H
2006-07	W	78-60	H
2008-09	W	75-66	H
2009-10	W	77-65	H

### Tennessee Tech 6-0

1977-78	W	94-66	H
1991-92	W	105-85	H
1995-96	W	90-78	H
1998-99	W	79-53	H
1999-00	W	91-72	H
2014-15	W	65-53	H

### Texas 4-9

1947-48	L	31-40	N
1948-49	L	39-60	N
1949-50	L	41-48	N
1950-51	W	54-41	N
1953-54	L	52-72	N
1954-55	W	89-54	N
1960-61	L	78-79	N
1968-69	W	88-62	H
1969-70	L	63-90	A
1970-71	W	90-78	H
1971-72	L	83-85	A
2016-17	L	68-77	A
2017-18	L	50-66	H

### Texas A&M 12-9

1958-59	W	66-62	N
1966-67	W	89-68	N
1978-79	W	72-68	N
1991-92	W	74-61	A
1992-93	W	64-58	H
1997-98	W	81-64	H
1998-99	L	58-65	A
2007-08	L	63-76	A
2008-09	L	78-86 <sup>OT</sup>	H
2012-13	W	50-49	H
2013-14	L	48-63	A
2014-15	W	65-44	H
2014-15	W	61-60	A
2015-16	W	63-62	H
2016-17	L	53-56	A
2017-18	W	79-57	H
2017-18	L	66-68	A
2017-18	W	71-70	N
2018-19	L	80-81	H
2018-19	L	56-65	A
2019-20	L	68-74	H
2020-21	CANCELLED		A

### Texas A&M-Corpus Christi 1-0

2004-05	W	76-54	H
---------	---	-------	---

### Texas-Arlington 2-0

1970-71	W	102-85	N
2017-18	W	77-76	H

### TCU 4-3

1953-54	W	68-58	N
1954-55	L	62-77	N
1955-56	W	85-46	N
1963-64	L	64-70	N
1966-67	W	81-71	N
1970-71	L	74-88	A
1994-95	W	83-64	N

### UTEP 0-1

1985-86	L	62-74	N
---------	---	-------	---

### Texas Pan American 1-0

2007-08	W	75-65	H
---------	---	-------	---

### Texas Southern 2-0

1982-83	W	88-58	H
2006-07	W	74-44	H

### Texas Tech 7-1

1962-63	W	62-57	H
1963-64	L	74-92	A
1980-81	W	66-64	N
1981-82	W	95-93	A
1982-83	W	74-53	N
1983-84	W	76-56	N
2012-13	W	66-62	A
2013-14	W	76-64	H

### Toledo 3-0

2000-01	W	79-69	H
2009-10	W	67-50	A
2010-11	W	83-41	H

### Towson 2-0

1990-91	W	71-52	N
2014-15	W	82-54	H

### Trinity College (N.C.) 3-0

1921-22	W	28-16	H
1923-24	W	45-25	H
1972-73	W	104-63	H

### Troy 3-0

2000-01	W	92-64	H
2007-08	W	84-72	H
2010-11	W	79-60	H

### Tulane 52-32

1915-16	W	34-33	A
1916-17	L	21-42	A
1916-17	L	20-41	A
1917-18	L	9-31	H
1919-20	W	17-11	H
1919-20	L	22-27	A
1920-21	L	22-42	H
1920-21	W	27-23	H
1921-22	W	26-20	H
1921-22	W	25-22	H
1924-25	L	29-41	A
1924-25	L	21-30	A
1925-26	W	26-20	H
1925-26	W	27-20	H
1926-27	W	33-25	A
1927-28	L	36-37	H
1928-29	W	25-22	A

1928-29	L	23-25	A
---------	---	-------	---

1929-30	W	34-16	H
1929-30	W	24-15	H
1930-31	W	45-29	A
1930-31	W	50-25	A
1931-32	W	15-10	H
1931-32	W	38-16	H
1932-33	W	28-26	A
1932-33	W	55-23	A
1933-34	W	48-23	H
1933-34	W	53-18	H
1934-35	W	24-12	A
1934-35	W	31-26	A
1935-36	W	26-20	H
1935-36	W	34-25	H
1936-37	L	22-33	A
1936-37	W	28-27	A
1937-38	L	19-24	A
1937-38	L	21-45	A
1938-39	W	41-32	H
1938-39	W	38-31	H
1939-40	W	42-28	H
1939-40	W	46-29	H
1940-41	W	25-24	A
1940-41	L	28-32	A
1941-42	W	42-33	H
1941-42	W	36-27	H
1942-43	L	32-41	A
1942-43	W	48-30	H
1944-45	W	51-31	N
1945-46	W	39-28	H
1945-46	W	46-43	A
1946-47	W	41-39	H
1946-47	L	49-59	A
1947-48	W	50-49	H
1947-48	L	29-37	A
1948-49	L	46-51	A
1948-49	L	40-56	H
1948-49	L	42-64	N
1949-50	W	47-51	A
1950-51	W	66-57	H
1951-52	L	48-51 <sup>OT</sup>	A
1951-52	L	67-73	N
1952-53	L	63-69	H
1953-54	L	50-54	A
1954-55	W	90-59	H
1955-56	W	79-60	A
1956-57	W	72-53	H
1957-58	W	73-64	A
1958-59	W	74-72	H
1959-60	L	61-64	A
1960-61	L	69-71 <sup>20T</sup>	H
1961-62	L	75-78	A
1962-63	W	83-79	H
1963-64	W	86-73	A
1964-65	W	83-68	A
1964-65	W	108-81	H
1965-66	W	77-67	H
1965-66	L	72-73	A
1967-68	W	90-83	N
1969-70	L	63-75 <sup>OT</sup>	H
1994-95	L	68-72	N
1995-96	W	80-79	H
1995-96	L	76-87	N
1997-98	L	71-76 <sup>OT</sup>	N

1998-99	W	53-52	A
---------	---	-------	---

2012-13	L	50-53	H
---------	---	-------	---

### Tulsa 0-2

1951-52	L	52-62	N
2000-01	L	60-79	N

### UCLA 2-3

1982-83	W	70-67	A
2001-02	L	57-79	N
2005-06	L	59-62	N
2013-14	L	67-75	A
2014-15	W	56-50	H
2020-21	L	78-88 <sup>OT</sup>	N

### UNLV 1-0

2020-21	W	86-74	N
---------	---	-------	---

### Utah 3-1

1984-85	W	73-57	A
1985-86	W	89-69	H
2001-02	W	76-61	H
2002-03	L	49-51	A

### Valparaiso 1-1

1955-56	W	82-56	N
2016-17	L	60-68	N

### Vanderbilt 73-70

1923-24	W	26-25 <sup>OT</sup>	A
1924-25	W	29-24	H
1924-26	W	23-19	A
1929-30	W	36-18	A
1930-31	W	36-29	H
1931-32	L	32-39	A
1932-33	W	37-22	H
1933-34	W	38-32	A
1934-35	L	33-44	H
1935-36	W	32-30	A
1935-36	W	33-28	H
1936-37	L	19-23	A
1936-37	W	29-19	H
1937-38	L	36-39	H
1937-38	L	26-46	A
1937-38	L	26-50	N
1938-39	L	34-36	H
1938-39	W	30-24	A
1938-39	L	35-41	N
1939-40	W	43-32	H
1939-40	W	32-29	A
1940-41	W	48-24	H
1940-41	W	40-28	A
1941-42	W	33-19	H
1941-42	W	37-33	A
1942-43	L	27-31	A
1942-43	W	29-26	H
1946-47	W	49-36	A
1946-47	W	38-33	H
1947-48	W	60-31	H
1947-48	L	32-58	A
1948-49	L	31-36	H
1948-49	L	42-68	A
1949-50	L	44-53	N
1949-50	W	47-44	H
1949-50	L	38-47	A
1950-51	L	35-49	A

## ALL-TIME SERIES HISTORIES

1951-52	W	63-44	H
1952-53	W	88-80	A
1953-54	W	87-75	H
1954-55	L	56-78	A
1955-56	W	88-61	H
1956-57	L	50-61	A
1957-58	W	65-60	H
1958-59	L	59-81	A
1959-60	W	61-54	H
1960-61	L	61-77	H
1960-61	L	70-73	A
1961-62	L	63-65 <sup>OT</sup>	A
1961-62	W	82-76	H
1962-63	L	73-74 <sup>OT</sup>	A
1963-64	L	73-111	H
1964-65	L	54-75	A
1965-66	L	63-71	A
1966-67	L	81-84 <sup>OT</sup>	H
1966-67	L	80-117	A
1967-68	L	61-67	H
1967-68	L	74-89	H
1968-69	L	73-76	A
1968-69	L	74-89	H
1969-70	L	85-88	H
1969-70	L	79-101	A
1970-71	L	76-93	A
1970-71	W	75-74	H
1971-72	W	79-76	H
1971-72	L	91-111	A
1972-73	W	83-77	A
1972-73	W	87-78	H
1973-74	L	72-73	A
1973-74	L	65-67	H
1974-75	W	104-77	H
1974-75	W	86-72	A
1975-76	W	83-66	H
1975-76	W	84-77 <sup>OT</sup>	A
1976-77	W	96-82	H
1976-77	W	78-77	A
1977-78	W	66-59	H
1977-78	L	69-71 <sup>OT</sup>	A
1978-79	L	73-75 <sup>OT</sup>	H
1978-79	L	57-65	A
1979-80	W	90-68	H
1979-80	W	79-72	A
1980-81	L	91-93	A
1980-81	W	82-68	H
1981-82	W	79-68	H
1981-82	L	63-80	A
1982-83	L	79-81	H
1982-83	L	60-61	A
1983-84	L	67-69	A
1983-84	W	80-73	H
1984-85	W	79-77	H
1984-85	W	81-56	A
1985-86	W	85-72	A
1985-86	W	69-68	H
1986-87	W	75-71	H
1986-87	W	71-67	A
1987-88	L	60-76	A
1987-88	W	88-77	H
1988-89	L	53-73	A
1988-89	W	77-67	H
1988-89	W	83-79	N
1989-90	L	67-68	H

1989-90	W	65-56	A
1990-91	L	55-66	A
1990-91	W	66-55	H
1991-92	W	85-64	H
1992-93	L	73-76	A
1992-93	L	59-76	N
1993-94	W	73-67	H
1994-95	L	74-75 <sup>OT</sup>	A
1995-96	W	80-71	H
1996-97	L	84-92	A
1997-98	L	69-72	H
1997-98	W	72-62	N
1998-99	L	75-81 <sup>OT</sup>	A
1999-00	W	77-63	H
2000-01	L	62-68	A
2000-01	W	78-59	N
2001-02	W	92-79	H
2002-03	L	69-70	A
2002-03	L	62-82	N
2003-04	L	67-70	H
2004-05	L	56-70	A
2005-06	W	77-74 <sup>OT</sup>	H
2006-07	L	73-94	A
2007-08	W	78-73 <sup>OT</sup>	H
2008-09	L	74-79	A
2008-09	W	82-75	N
2009-10	L	64-65	H
2010-11	L	77-81	A
2011-12	L	59-69	H
2012-13	W	58-54	A
2013-14	W	68-63	H
2014-15	L	68-76	H
2014-15	L	66-73	A
2015-16	L	63-71	A
2016-17	W	59-56	H
2017-18	L	75-76	A
2018-19	W	77-67	A
2018-19	W	68-61	H
2019-20	W	77-62	A
2019-20	L	79-87	H
2020-21	W	82-78	H

### Villanova 2-2

1976-77	L	89-102	N
1991-92	W	78-76	N
2012-13	W	77-55	N
2017-18	L	58-81	N

### Virginia 4-3

1927-28	L	28-42	N
1931-32	L	16-20	N
1978-79	W	71-69	N
1978-79	W	90-88	N
1984-85	W	54-48	N
1991-92	W	80-69	H
1992-93	L	83-86	A

### Virginia Commonwealth 4-1

1984-85	W	50-41	N
1994-95	W	75-57	A
1996-97	W	72-69	N
2011-12	W	72-64	H
2012-13	L	54-73	A

### Virginia Military Institute 2-1

1927-28	L	18-29	A
---------	---	-------	---

1990-91	W	79-45	H
1994-95	W	93-67	H

### Virginia Tech 10-5

1927-28	L	26-39	A
1956-57	W	62-47	N
1960-61	W	74-56	H
1961-62	L	65-70	N
1961-62	L	67-91	A
1964-65	W	72-53	N
1967-68	W	92-70	H
1972-73	L	73-74	N
1973-74	W	75-64	H
1974-75	W	77-73	A
1976-77	W	108-78	N
1976-77	W	79-72	N
1988-89	W	79-76	H
1989-90	L	75-76	A
2017-18	W	86-83	N

### Wagner 0-1

1978-79	L	74-86	N
---------	---	-------	---

### Wake Forest 2-5

1956-57	L	50-73	A
1972-73	L	88-94	N
1980-81	L	66-79	N
1989-90	L	65-67	A
1990-91	W	96-95 <sup>OT</sup>	H
1990-91	W	96-88	N
1998-99	L	57-73	A

### Washington 1-1

2000-01	W	69-60	N
2004-05	L	76-79	N

### Washington & Lee 1-0

1927-28	W	38-37 <sup>OT</sup>	A
---------	---	---------------------	---

### Washington State 2-1

1991-92	W	71-68	N
1992-93	W	70-68	N
1993-94	L	70-76	N

### Weber State 2-0

1998-99	W	84-80 <sup>OT</sup>	N
1999-00	W	81-61	H

### West Alabama/Livingston St. 2-0

1952-53	W	89-28	H
2012-13	W	80-49	H

### West Virginia 1-0

1954-55	W	96-82	N
---------	---	-------	---

### Western Carolina 4-0

1980-81	W	67-57	H
1996-97	W	100-48	H
2004-05	W	97-66	H
2014-15	W	80-74	H

### Western Kentucky 2-1

1955-56	W	90-85	A
1989-90	W	79-72	N
2020-21	L	71-73	H

<b>Western Michigan 1-0</b>			
1976-77	W	83-74	N

### Wichita State 5-4

1990-91	L	71-74 <sup>OT</sup>	A
1992-93	W	93-71	H
1997-98	W	60-58	N
2010-11	L	57-66	N
2011-12	W	70-60	N
2013-14	L	67-72	H
2014-15	L	52-53	A
2015-16	W	64-60	N
2018-19	W	90-86	N

### Winthrop 3-0

1995-96	W	84-69	H
2005-06	W	60-57	H
2015-16	W	72-60	H

### Wisconsin 3-1

1979-80	W	66-62	A
1980-81	W	90-75	H
2003-04	W	71-56	H
2004-05	L	62-76	A

### Wittenberg 1-1

1924-25	W	22-21	A
1930-31	L	25-42	A

### Wofford 3-0

1922-23	W	44-25	N
2000-01	W	68-64	H
2007-08	W	80-73	H

### Wyoming 0-1

1951-52	L	53-61	N
---------	---	-------	---

### Xavier 3-5

1935-36	L	21-35	A
1985-86	W	97-80	N
2002-03	W	65-58	H
2003-04	L	47-68	A
2006-07	W	63-56	H

## ALL-TIME LETTERWINNERS

### A

Adair, Louis (G)	Blue Mountain, Miss.	1941-42
Adams, Eddie (G)	Phenix City, Ala.	1979-80-81-83
Adcock, John (F)	Senioa, Ga.	1962
Adkins, Jim (F)	Benton, Ill.	1968-69
Agee, Walter "Stuff" (C)	Birmingham, Ala.	1917-18-19
Aiken, Stewart (F)	Cleveland, Ohio	1930-31-32
Alexander, Demetrius (F)	St. Louis, Mo.	1997-98
Alford, Farra (G)	Lexingdon, Ky.	1973
Alston, William (F)	Tuscaloosa, Ala.	1919-20
Anderson, B.P. (F)	Birmingham, Ala.	1917-19
Anderson, Tom (F)	Birmingham, Ala.	1924
Andrews, Bob (C)	Bridgeport, Ill.	1963-64-65
Angelich, Jimmy (G)	Indiana Harbor, Ind.	1933-34-35
Ansley, Michael (F)	Birmingham, Ala.	1986-87-88-89
<b>Ambrose-Hylton, Keon (F)</b>	<b>Toronto, Ontario</b>	<b>2021-</b>
Appleyard, Dick (G)	Pensacola, Fla.	1971
Ashby, Neil (F)	Hapeville, Ga.	1998-99
Askins, Keith (F/G)	Athens, Ala.	1987-88-89-90
Austin, Brandon	Montgomery, Ala.	2016-17
Avery, Bart (G)	Gloversville, N.Y.	1942-43

### B

Bacote, Damon (G)	Hampton, Va.	1996-97-98
Bakken, Jim (G)	Carrollton, Texas	2000-01
Barnes, Robert (F)	Montgomery, Ala.	1953
<b>Barnes, Tyler (F)</b>	<b>Louisville, Ky.</b>	<b>2018-19-20-21-</b>
Bauman, Earl (C/G)	New Castle, Pa.	1932-33-34
Beard, Gene (F)	Tuscaloosa, Ala.	1957-58-59
Bell, Maurice "Red" (G/F)	Montgomery, Ala.	1943-45-46
Benoit, David (C/F)	Lafayette, La.	1989-90
Berry, J. W. (F)	Fayette, Ala.	1962-63-64
Bethel, Terrance (G)	Bronx, N.Y.	1994-95
Bickley, J. Graham (C)	Tuscumbia, Ala.	1921
Blackburn, Felix (G)	Birmingham, Ala.	1918-19
Blagburn, Gary (G)	Decatur, Ala.	1960-61-62
Blemker, Marvin (F)	Huntingburg, Ind.	1951
Bogan, Jim (C)	Chicago, Ill.	1956-57
Bolden, James "Beetle" (G)	Covington, Ky.	2020
Bonds, Tommy (G)	Russellville, Ala.	1976-77
Booth, James (G)	Eufaula, Ala.	1962-63-64
Bouska, Charles (F)	Linden, N.J.	1934-35-36
Bowerman, Don (F)	Birmingham, Ala.	1975-76-77
Bowron, J. Ed (C/F)	Birmingham, Ala.	1915-16
Bradford, Vic (F)	Detroit, Mich.	1937
Bragwell, Chris (C)	Russellville, Ala.	1977-78
Brantner, Jack (F)	Ashland, Wisc.	1939-40-41
Bratton, Dick (G)	Danville, Ill.	1956-57-58
Bratton, Jimmy (G)	Danville, Ill.	1954-55
Brock, Anthony (G)	Little Rock, Ark.	2009-10
Brock, Evan (F)	Roswell, Ga.	2003-04-05-06
Brown, Anthony (F)	St. Petersburg, Fla.	1993-94-95-96
Brown, Ernest "Snake" (G)	Birmingham, Ala.	1989-90
Brown, George (G)	Bronx, N.Y.	1949
Brown, Jack (F)	Selma, Ala.	1949
Brown, Rickey (F)	Gadsden, Ala.	1974-75-76-77
Brown, Robert (G)	Ensley, Ala.	1917
Bruner, Jordan (F)	Columbia, S.C.	2021
Busby, James (G)	Etta, Miss.	1939-40
Butler, Hinton (G/F)	Andalusia, Ala.	1961-62-63
Byrne, Earl W. (G)	Cleveland, Ohio	1921

### C

Caffey, Jason (F)	Mobile, Ala.	1992-93-94-95
Cage, Greg (F)	Indianapolis, Ind.	2007-08-09-10
Caldwell, Burt (C)	St. Louis, Mo.	1967
Caldwell, Herman (G)	Tallassee, Ala.	1937
Campbell, Marcus (F)	Livingston, Ala.	1989-90-91
Campbell, Millard (F)	Daytona Beach, Fla.	1927-28-29
Carr, Reese (F)	Montgomery, Ala.	1962-63-65
Carter, Leonard "Slim" (C)	Hazel Green, Ala.	1922-23-25
Chapman, Robert (C)	Birmingham, Ala.	1976-78
Cheatum, Melvin (F)	Winnsboro, La.	1988-89-90-91
Cherry, John (F)	Vienna, Ill.	1951
Clark, J. D. (G)	Birmingham, Ala.	1913-14

Cleveland, Charles (G)	Brent, Ala.	1973-74-75
Cochrane, John (G)	Mobile, Ala.	1918-19
Coggin, Cliff (G)	Athens, Ala.	1946
Cohen, Andy (F)	El Paso, Texas	1924-25
Cohen, Syd (F)	El Paso, Texas	1927
Coleman, Justin (G)	Birmingham, Ala.	2015-16
Coleman, Yamene (C)	Boykin, Ala.	2007-08
Collins, Corban (G)	High Point, N.C.	2017
Coner, Terry (G)	Birmingham, Ala.	1984-85-86-87
Connatser, Roy (G/F)	Clanton, Ala.	1932-33-34
Cooper, Rodney (G)	Hurtsboro, Ala.	2012-13-14-15
Corney, Rob (C)	Queens, N.Y.	1987
Cotten, Bob (F)	Birmingham, Ala.	1932-33
Cotton, Schea (G)	Long Beach, Calif.	2000
<b>Cottrell, Adam (G)</b>	<b>Flowery Branch, Ga.</b>	<b>2020-21</b>
Cowser, Rongie (G)	Gadsden, Ala.	1998
Craig, Jerry (G)	Owens Cross Roads, Ala.	1963-65
Crews, Billy (F)	Selma, Ala.	1953-54-55
Crosby, Tom (F)	Delphi, Ind.	1957
Crumpler, Carl (F)	Jacksonville, Fla.	1948

### D

Davidson, Jermareo (F)	Atlanta, Ga.	2004-05-06-07
Davis, Ar'Mond (G)	Tacoma, Wash.	2017
Davis, Brandon (G)	Selma, Ala.	2005-06
Davis, Charvez (G)	Montgomery, Ala.	2010-11
Davis, Chuck (F)	Selma, Ala.	2003-04-05-06
Davis, Javian (F)	Canton, Miss.	2020
Davis, Mike (G)	Fayette, Ala.	1980-81-82-83
Davis, Solomon (F)	Mobile, Ala.	2000, 2002
Dean, Billy (C)	Montgomery, Ala.	1948-49-50
Deppe, Rich (C)	Louisville, Ky.	1967-68-69
Devaughn, William (C)	Birmingham, Ala.	1987-88
Dill, John (F)	Florence, Ala.	2007-08-09
Dill, Johnny (G)	Tuscumbia, Ala.	1973-74-75
Dixon, Chris (G)	Montgomery, Ala.	2010
Dorrah, Benjamin H. (C)	Kennedy, Ala.	1921
Dortch, William B. (G)	Gadsden, Ala.	1916
Douglas, Leon (C)	Leighton, Ala.	1973-74-75-76
Dudley, Craig (G)	Gadsden, Ala.	1984-86-87-88
Dudley, Erwin (F)	Uniontown, Ala.	2000-01-02-03
Dunn, Dale (F)	Louisville, Ky.	1972-75
Dunn, T.R. (G/F)	Birmingham, Ala.	1974-75-76-77

### E

Eblen, Ben (G)	Isle of Palms, S.C.	2010-11-12
Edwards, Arthur (G)	Washington, D.C.	2016
Elliott, Gary (G)	Savannah, Ga.	1967-68-69
<b>Ellis, Keon (G)</b>	<b>Eustis, Fla.</b>	<b>2021-</b>
Ellis, Paul (G)	Selma, Ala.	1971-72-73
Engstrom, Carl (C)	Ystad, Sweden	2010-11-13
Erwin, Charles (F)	Athens, Ga.	1943
Estes, Darrell (G)	Fayette, Ala.	1960-61-62
Estes, Paul (C)	Jackson, Tenn.	1938-39

### F

Farmer, Jim (G)	Dothan, Ala.	1984-85-86-87
Farmer, Mark (C)	Arab, Ala.	1982-83-84-85
Faulkner, Jamal (F)	New York, N.Y.	1994-95
Felix, Jean (F)	Pointe-Noire, Congo	2005-06
Finnegan, Bill (C)	Flushing, N.Y.	1941
Floyd, Holland (C)	Scottsboro, Ala.	1962-63-64
Forbes, Jaylen (G)	Florence, Miss.	2020
Frederick, Clyde (C/F)	Birmingham, Ala.	1959
Freeman, Greg (F)	Anderson, Ind.	1975
Fulmer, James (C/F)	Florence, Ala.	1956-57-58
Fuller, Landon (F)	Brentwood, Tenn.	2017

### G

Gamble, Doug (C)	New Brockton, Ala.	1970
Garner, Wendell (F)	Montgomery, Ala.	1971-72
Garrett, Glenn (F)	Selma, Ala.	1972-73
<b>Gary, Juwan (F)</b>	<b>Columbia, S.C.</b>	<b>2021-</b>
Gavin, Bob (G)	Chicago, Ill.	1960
Gazzola, Louis F. (G)	St. Louis, Mo.	1922

Gee, Alonzo (F)	Palm Beach, Fla.	2006-07-08-09
Gibson, John (F)	Marietta, Ga.	2015
Giddens, Daniel (F/C)	Mableton, Ga.	2018-19
Gilmore, Tommy (C/F)	Eufaula, Ala.	1959
Goldstein, Harold (C)	Columbus, Miss.	1954
Goodall, Yancey (G)	Birmingham, Ala.	1917
Gottfried, Mark (G)	Mobile, Ala.	1985-86-87
Grant, Jim (F/C)	Ft. Wayne, Ind.	1951-52
Green, JaMychal (F)	Montgomery, Ala.	2009-10-11-12
Greene, Phillip (G)	Yonkers, N.Y.	1928
Griffin, Artie (G)	San Antonio, Texas	1994-95
Grizzard, Rod (G)	Birmingham, Ala.	2000-01-02
Gueye, Moussa (C)	Thies, Senegal	2012-13
Gunder, Dick (G)	Marion, Ohio	1954-55-56

### H

Hagan, J.H. (F-G)	Mobile, Ala.	1913-14-16
Haginas, Sam (F)	Mobile, Ala.	1999-2000-01
Hale, Shannon (F)	Johnson City, Tenn.	2014-15-16-17
Hall, Donta (F)	Luverne, Ala.	2016-17-18-19
Hamilton, Scott (C)	Centralia, Wash.	1996-97-98
Hammonds, Harry (F)	Tuscaloosa, Ala.	1964-65-66
Hammer, E.B. (C)	Holt, Ala.	1957-58-59
Hammer, W.J. "Dyson" (G)	Selma, Ala.	1947-48-49-50
Hancock, Joe (G)	Tarrant, Ala.	1917
Hankerson, Charles, Jr. (F)	Miami, Fla.	2011-12
Hardy, Mabry (F)	Selma, Ala.	1947
Harper, Jerry (C/F)	Louisville, Ky.	1953-54-55-56
Harrison, George (C)	Montgomery, Ala.	1969-70-71
Harsh, Griff R. (C)	Birmingham, Ala.	1913-14-15-16
Hart, Dave (G)	Pittsburgh, Pa.	1969-70
Hawkins, Raymond (F)	Oakland, Calif.	2000
Hays, Jeremy (C)	Boaz, Ala.	1998-99-2000-01
<b>Heard, Delaney (G)</b>	<b>Canton, Ga.</b>	<b>2021-</b>
Hendrix, Richard (F)	Athens, Ala.	2006-07-08
Hickey, Robert (G)	Pelville, Ky.	1964-65-66
Hillman, Senario (G)	Irwinton, Ga.	2007-08-09-10
Hines, Chris (F)	Hillcrest, Ala.	2010-11
Hines, John (F)	Ft. Wayne, Ind.	1941-42
Hite, Johnny (G)	Nashville, Tenn.	1946-47-49
Hogue, Ken (F)	Tuscaloosa, Ala.	1969-70-71
Hollinger, Brandon (G)	Mobile, Ala.	2006-07-08-09
Hollingsworth, Randy (F)	Huntsville, Ala.	1968-69
Hollon, Jimmy (G)	Hazel Green, Ky.	1970-71-72
Holt, Wally (G)	Gadsden, Ala.	1968
Holt, William Abner (G)	Mobile, Ala.	1914-15
Homer, Jim (C)	Columbus, Ga.	1942-43-47
Hood, James "Lindy" (C)	Collinsville, Ala.	1929-30-31
Hood, Lucien (F)	Birmingham, Ala.	1914
Hood, Richie (F)	Millport, Ala.	1978-79
Hoover, Tom (G)	Louisville, Ky.	1969-70-71
Horry, Robert (F)	Andalusia, Ala.	1989-90-91-92
Hoskins, Henry (C)	Brookhaven, Miss.	1960-61
House, Alan (C)	Birmingham, Ala.	1970-71-72
Howland, Bambi (F)	Scottsboro, Ala.	1964-65
Hudson, Ben (G)	Montgomery, Ala.	1924-25-26
Hudson, Clayton (G)	Montgomery, Ala.	1920-21-22-23
Hudson, Ed (F)	Hammond, Ind.	1938-39-40
Hudson, Wendell (F)	Birmingham, Ala.	1971-72-73
Hurt, Bobby Lee (F)	Huntsville, Ala.	1982-83-84-85

### I

Ingram, Dazon (G)	Theodore, Ala.	2017-18-19
Ivey, Bryant (F)	Talladega, Ala.	1950-51-52

### J

Jackson, James (G)	Montgomery, Ala.	1986-87
Jacobs, Nick (F)	Atlanta, Ga.	2012-13-14
Jemison, Demetrius (F)	Birmingham, Ala.	2007-08-09
Johnson Jr., Avery (G)	Houston, Texas	2017-18-19
<b>Johnson, Britton (G)</b>	<b>Mountain Brook, Ala.</b>	<b>2019-20-21-</b>
Johnson, Buck (F)	Birmingham, Ala.	1983-84-85-86
Johnson, Cliff (C)	Willow Springs, Ill.	1958
Johnson, Ken (F)	Phenix City, Ala.	1978-79-80-81
Johnson, Lloyd (F)	Florence, Ala.	1958-59-60



## ALL-TIME LETTERWINNERS

Johnston, Ray (G)	Montgomery, Ala.	1999
Jones, Chauncey (G)	Chicago, Ill.	1998-99
Jones, Eugene (F)	Bessemer, Ala.	1980-81
Jones, Herbert (G)	Greensboro, Ala.	2018-19-20-21
Jones, Marcus (G)	Memphis, Tenn.	1990
Jones, Ralph (C)	Florence, Ala.	1945
Jones, Rex (F)	Florence, Ala.	1982-83-84
Jones, Tom (G)	Birmingham, Ala.	1946
Jones, Tom (F)	Valley Head, Ala.	1966-67-68
Jonus, Justin (G/F)	Boaz, Ala.	2005-06
Jordan, Ed (G)	Danville, Va.	1943
Joyce, John (C)	Biloxi, Miss.	1930-31

### K

Kaiser, Wade (C)	Birmingham, Ala.	1994-95
Kaplan, Leonard (G)	Jackson Heights, N.Y.	1957-58-59
Keith, Dwight T. (F)	Argo, Ala.	1921
Keller, Red (F)	Cullman, Ala.	1935-36-37
Kennedy, Walter (F/G)	Birmingham, Ala.	1918-20-21
Key, Algie (F)	Decatur, Ga.	2014
Key, Braxton (G)	Charlotte, N.C.	2016-17-18
Kessens, Michael (F)	Nyon, Switzerland	2015-16
Kimbrough, Ed (G/C)	Opelika, Ala.	1930-31-32
Kimbrough, Zeke (F)	Opelika, Ala.	1932-33-34
King, Nick (G/F)	Memphis, Tenn.	2017
King, Reginald (F)	Birmingham, Ala.	1976-77-78-79
Knox, Eddie (C)	Montgomery, Ala.	1974
Knox, Justin (F)	Tuscaloosa, Ala.	2008-09-10
Kubiszyn, Jack (G)	Buffalo, N.Y.	1956-57-58

### L

Lacey, Trevor (G)	Huntsville, Ala.	2012-13
Lancaster, Bryant (G)	Fairfax, Ala.	1988-89-90-91
Laney, Malcolm (G)	Birmingham, Ala.	1930-31-32
Laney, Walton (G)	Birmingham, Ala.	1929-30-31
Lapolla, Bob (F)	New York, N.Y.	1942
Larrick, Herbert (G)	Washington, Ind.	1928
Latham, Edward (G)	Birmingham, Ala.	1915
Lawrence, Anthony (F)	St. Petersburg, Fla.	1990
Leach, Archie "Dukes" (G)	Tuscaloosa, Ala.	1926-27-28
Leake, Armistead "Rat" (G)	Birmingham, Ala.	1920-21-22-23
Lee, Alvin (G)	Richmond, Va.	1988-89
Lee, Reggie (G)	Baton Rouge, La.	1994-95
Leeth, Wheeler (C)	Boaz, Ala.	1940-41-42
Lewis, James (G/F)	Florence, Ala.	1956
Lewis, Kira Jr. (G)	Meridianville, Ala.	2019-20
Linn, George (F/C)	Columbus, Ohio	1953-54-55-56
Little, J.K. (G)	Tuscaloosa, Ala.	1926
Lockett, Phillip (C)	Livingston, Ala.	1979-80-81-82
Logan, Roger (C)	Birmingham, Ala.	1945
London, Tarik (G)	Savannah, Ga.	1998-99-2000-01
Looney, Kent (G)	Guntersville, Ala.	1977-78
Love, Henry Benton (G)	New Market, Ala.	1913-14-15
Lovell, Jeff (G)	Cullman, Ala.	1993
Lowman, J. Allen (C)	Birmingham, Ala.	1917
Lowry, Jackie (G)	Tampa, Fla.	1945
Ludwig, Jerry (G)	Effingham, Ill.	1966-67-68
Luire, Justin (F)	Indian Springs, Ala.	2010-11
Lynch, Bobby (G)	Ashland, Ky.	1970-71-72

### M

Mack, Tevin (G/F)	Columbia, S.C.	2019
Mangina, Pete (G)	Orange, N.J.	1949
Maravich, Jaeson (G)	Covington, La.	1999
Marlaire, Leon (G)	Bradley, Ill.	1953-54-55-56
Martin, Terrance "Doc" (G)	Tuscaloosa, Ala.	1998-99-2000-01
Mathis, Olie (C)	San Diego, Calif.	1943
Mazique, MC (F)	Brooklyn, N.Y.	1996-99
Meade, Terrance (G)	Scottsboro, Ala.	2000-01-02-03
<b>Miles, Darius (G/F)</b>	<b>Washington, D.C.</b>	<b>2021-</b>
Miller, Dennis (G)	Kanakakee, Ill.	1992
Mitchell, Carl (F)	Dothan, Ala.	1979-80
Mitchell, David (C)	Florence, Ala.	1969
Mitchell, Devin (G)	Suwanee, Ga.	2015
Mitchell, Tony (F)	Swainsboro, Ga.	2010-11-12

Montgomery, Hugh (F)	Birmingham, Ala.	1919-20
Moore, Cedric (C)	Birmingham, Ala.	1992-93
Moore, Sammy (F)	Fayette, Ala.	1950-51-52
Moore, William P. "Bill" (F)	Birmingham, Ala.	1917-20
Morrow, Hugh (G)	Birmingham, Ala.	1945
Moses, Ken (G)	Morristown, Tenn.	1964-65-66
Moss, Alfred (F)	Newnan, Ga.	1998-99-2000-01
Munkasey, Paul (F)	Bridgeport, Conn.	1930-31-32
Munkasey, Zolton (F)	Bridgeport, Conn.	1931
Murray, Anthony (G)	Birmingham, Ala.	1975-76-77-78
Myers, Maurice (F)	Birmingham, Ala.	1979-80-81-82

### Mac/Mc

MacCartee, Allen (F/G)	Washington, D.C.	1923
McCargo, De Witt (G)	Talladega, Ala.	1913
McClintock, Graham (G)	Laurel, Miss.	1923-24-25
McCord, Keith (F)	Birmingham, Ala.	1976-77-78
McCullough, W. Marvin (G)	Birmingham, Ala.	1918
McDaniel, Joe (C)	Paris, Ill.	1966-67
McDonald, William A. (G)	Madison, N.J.	1926
McDyess, Antonio (F)	Quitman, Miss.	1994-95
McElveen, Greg (G)	Baton Rouge, La.	1976-78-79
McCauley, Emmett (F)	Montgomery, Ala.	1921-22-23-24
McGhee, Thalamus (C)	Houston, Texas	1996-97
McKenzie, Dick (G)	Selma, Ala.	1947-48-49-50
McKey, Derrick (C)	Meridian, Miss.	1985-86-87
McKinney, Ron (F)	Buffalo, N.Y.	1960-61
McLeod, Ben W. (F)	Leeksville, Ala.	1934-35-36
McNabb, Bobby (C)	Englewood, Tenn.	1967

### N

Neal, Darrell (F)	Los Angeles, Calif.	1984-85
Nobles, Frank (G)	Ft. Wayne, Ind.	1931-32-33
Nogi, Al (G)	Linden, N.J.	1934-35-36
Nordholz, Mike (G)	Marietta, Ga.	1966-67-68
Norman, John (C)	Kansas City, Mo.	1953
Norris, Riley (G/F)	Albertville, Ala.	2015-16-17-19

### O

Oakuru, Sam (G)	Raleigh, N.C.	2020
Obasohan, Retin (G)	Antwerp, Belgium	2013-14-15-16
Odum, Ernest (G)	Birmingham, Ala.	1973
Odums, Ray (G)	Birmingham, Ala.	1972-73-74
Olanayan, Bola (F)	Lagos, Nigeria	2017
O'Neill, Leo "Toad" (F)	Washington, Ind.	1928-29-30
Orange, Marvin (G)	Columbia, S.C.	1993-94-95-96
Orton, Tim (G)	Sylacauga, Ala.	1965-66-67
O'Shea, Dennis (G/F)	Toledo, Ohio	1953-54-55-56

### P

Palmer, Gene (C)	Birmingham, Ala.	1947-48-49-50
Pannell, Jerry (G)	Forrest Hills, N.Y.	1952
Parker, Cleve Joe (F)	Marion, Ala.	1976
Parker, Tim (F)	Tuscaloosa, Ala.	1962-63-64-65
Parkinson, Bill (G)	Monessen, Pa.	1946
Passink, Bryan (G)	Savannah, Ga.	1993-94-95
Patrick, Mark (F)	Louisville, Ky.	1974
Patton, Cedric (F)	Huntsville, Ala.	1999
Pearson, Philip (G)	Montgomery, Ala.	1993
Peck-Love, Shon (F)	Tuscaloosa, Ala.	1993-94
Pennington, Larry (F)	Jackson, Miss.	1960-61
Pepper, Raymond (G)	Albany, Ala.	1927
Perry, Andre (F)	Detroit, Mich.	1992-93
Perry, Charles (G)	Covington, Ky.	1963-64-65
Pettway, Antoine (G)	Alberta, Ala.	2001-02-03-04
Petty Jr., John (G)	Huntsville, Ala.	2018-19-20-21
Phillips, Eddie (F)	Birmingham, Ala.	1979-80-81-82
Pickett, Rico (G)	Decatur, Ala.	2008
Pierce, Scott (F)	Tuscaloosa, Ala.	1985-86
Pitts, Walter (G)	Loachapoka, Ala.	1993-94
Pollard, Devonta (F)	Porterville, Miss.	2013
Poole, Ricky (G/F)	Bessemer, Ala.	1997
Powers, Porter (G)	Auxier, Ky.	1960
Prather, Google (C)	Baldwyn, Miss.	1939-40
Propst, Clyde "Shorty" (G)	Birmingham, Ala.	1923-24-25

Pugh, Harvey (F)	Oshkosh, Wisc.	1926
Putman, Dave (G)	Greenville, S.C.	1952-53

### Q

Quindazzi, Dan (G/F)	Yonkers, N.Y.	1958-59
<b>Quinerly, Jaden (G)</b>	<b>Hackensack, N.J.</b>	<b>2021-</b>
<b>Quinerly, Jahvon (G)</b>	<b>Hackensack, N.J.</b>	<b>2021-</b>

### R

Rambo, Reggie (F)	Lena, La.	2001-02-03-04
Randolph, Levi (G)	Madison, Ala.	2012-13-14-15
Randolph, Sam (G)	Trenton, N.J.	1981
Reese, Alex (F)	Pelham, Ala.	2018-19-20-21
Reese, Anton (G)	Lithonia, Ga.	1996-97
Reese, Jason (G)	Indian Springs, Ala.	2003-04-05
Releford, Trevor (G)	Kansas City, Mo.	2011-12-13-14
Rhordanz, C.R. (G)	Harvey, Ill.	1936
Rice, Kenneth (G)	Decatur, Ala.	1990-91-92
Rich, Darby (G)	Greer, S.C.	1990-91-92
Richardson, Eric (G)	Birmingham, Ala.	1981-82-83-84
Riddle, Paul (G)	Oakland City, Ind.	1951-52
Riley, Hayden (F)	Guin, Ala.	1947-48
Riley, Mykal (F)	Pine Bluff, Ark.	2007-08
Robertson, Herman (F)	Fayetteville, Ala.	1938-39-40
Robertson, James (F)	Scottsboro, Ala.	1945
Robinson, James (G)	Jackson, Miss.	1991-92-93
<b>Rojas, James (F)</b>	<b>Jamesstown, N.Y.</b>	<b>2021-</b>
Rogers, Roy (C)	Linden, Ala.	1993-94-95-96
Rollins, Chris (F)	Winnsboro, La.	1998-99
Roth, Jim (G)	Ft. Wayne, Ind.	1940-41-42
Russell, Charles (F)	Hartselle, Ala.	1974-75
Russell, Leroy (G)	Brent, Ala.	1976-79

### S

Salmon, Farley (G)	Maude, Miss.	1924
Sanders, James (G)	Ensley, Ala.	1989-90
Schaffer, Lawson (G)	Cullman, Ala.	2016-17-18-19
Schellenberg, Tom (G)	New Albany, Ind.	1975-76
Schneider, Bob (F)	Richmond, Ind.	1950-51-52
Schumacher, Gene (F)	Sigel, Ill.	1964-65-66
Scott, Glenn (G)	Montgomery, Ala.	1951-52-53
Scott, Robert (G)	Birmingham, Ala.	1977-78-79-80
Seal, Ralph (F)	Washington, Ind.	1928
Seals, Noah "Toby" (C)	Joppa, Ala.	1941
Searight, M. W. (F)	Birmingham, Ala.	1913
Sellers, Kyle (G)	Tuscaloosa, Ala.	2008-09
Sexton, Bill (F)	Huntsville, Ala.	1953-54
Sexton, Collin (G)	Mableton, Ga.	2018
<b>Shackelford, Jaden (G)</b>	<b>Hesperia, Calif.</b>	<b>2020-21-</b>
Shaeffer, Carl (C)	Delphi, Ind.	1946-47-48-49
Shambley, Dejuan (G)	Tuscaloosa, Ala.	1998
Sharp, J.F. (G/F)	Birmingham, Ala.	1943-47-48
Sharp, Sam (F)	Birmingham, Ala.	1940-41-42
Shelton, Earnest (G)	Memphis, Tenn.	2002-03-04-05
Shoemaker, Perron (G)	Birmingham, Ala.	1936-37-38
Shuman, Dale (G)	Savannah, Ga.	1956-57
Sink, Ray (F)	Roanoke, Va.	1959
Slaughter, Dakota (G)	Fishers, Ind.	2013-14-15
Smith, Ben (C/G)	Haleyville, Ala.	1932-33
Smith, Demetrius (G)	Hogansville, Ga.	2001-02-03-04
Smith, Earl (F)	Haleyville, Ala.	1929-30
Smith, Galin (F)	Clinton, Miss.	2018-19-20
Smith, Howard (F/C)	Tuscumbia, Ala.	1960-61-62
Smith, J.B. (G/F)	Niles, Mich.	1943, 46
Smith, Jimmy (G)	Waynesboro, Miss.	1985
Smith, Johnny (G)	Guntersville, Ala.	1965-66
Smith, Lewis M. (F)	Birmingham, Ala.	1916
Sneed, Raphael (C)	Troy, Ala.	1936-37
Sprewell, Latrell (G/F)	Milwaukee, Wisc.	1991-92
Stabler, Vernon (F)	Greenville, Ala.	1922-23-24-25
Starnes, John (F)	Guntersville, Ala.	1938
Steele, Andrew (G)	Birmingham, Ala.	2009-11-12-13
Steele, Ronald (G)	Birmingham, Ala.	2005-06-07
Steiner, Bernard (F)	Montgomery, Ala.	1913
Steiner, Rebel (F)	Ensley, Ala.	1946, 1948-49

## ALL-TIME LETTERWINNERS

Stephenson, Riggs (G)	Akron, Ala.	1920
Stinnett, Travis (G)	Maryville, Tenn.	2001-02
Stone, Tom (G)	Potts, Miss.	1939-40
Storey, Veo (G-F)	Hector, Ark.	1941
Strange, Albert (F/G)	Birmingham, Ala.	1913
Strickland, Reggie (G)	Opelika, Ala.	1980-81
Suits, Tommy (G)	Florence, Ala.	1969
Sullivan, Buster (G)	Northport, Ala.	1962-63-64
Sullivan, Paul (C)	Northport, Ala.	1950-51-52
Swiderski, Carl (F)	Snyder, N.Y.	1947

## T

Tabor, Jim (G)	Owens Cross Roads, Ala.	1937
Tarrant, Ricky (G)	Pleasant Grove, Ala.	2015
Taylor, Jimmie (F)	Greensboro, Ala.	2014-15-16-17
Taylor, Shawn (C)	Unadilla, Ga.	2005
Teubert, Charley (F)	New Haven, Conn.	1945-46
Thomas, Blaine (F)	Dutton, Ala.	1941
Thomas, Emmett (F)	Birmingham, Ala.	2003-04
Thompson, Blackstone (F)	Tuscaloosa, Ala.	1939, 1941
Thrasher, Blake (G)	Garland, Texas	1996-97-98
Torrance, Mikhail (G)	Eight Mile, Ala.	2007-08-09-10
Touville, Jim (F)	Braidwood, Ill.	1956
Towns, D.J. (G)	Pleasant Grove, Ala.	2000
Tubbs, Justin (G)	Trussville, Ala.	2007-08
Turner, Guy Lee (F)	Harrisburg, Ill.	1966-67

## V

Vande Mark, Bart (C/F)	Delray Beach, Fla.	1960-61
Vincent, Charles (G)	Birmingham, Ala.	1926
Vines, Melvin (F)	Bessemer, Ala.	1926-27
Vogel, Jerry (F)	New York, N.Y.	1958
Vrotsos, Nick (G)	Martins Ferry, Ohio	1949-50-51

## W

Waites, Gary (G)	Decatur, Ga.	1988-89-90-91
Waites, W. Lamar (F)	Tuscaloosa, Ala.	1938
Walker, Jimmy (F)	Holt, Ala.	1933-34-35
Walker, Kenny (F/C)	Jacksonville, Fla.	2000-01-02-03
Wallace, Gerald (F)	Childersburg, Ala.	2001
Wambsgans, Fred (G/F)	Ft. Wayne, Ind.	1929-30-31
Warren, Erwin "Tut" (G)	Montgomery, Ala.	1938
Washington, Elliot (G)	Bradenton, Fla.	1992
Washington, Eric (F)	Jackson, Miss.	1994-95-96-97
Webb, Marcus (C)	Montgomery, Ala.	1989-90-91
Weber, Albert (G)	Marrero, La.	2005
Wells, Aubie Bertram (F)	Ensley, Ala.	1913-14-15-16
Whately, Ennis (G)	Birmingham, Ala.	1982-83
Whately, Jim (C)	Alexander City, Ala.	1934-35-36
Wheeler, Vance (G)	Nashville, Tenn.	1980-81-82-83
White, David (G)	Tuscaloosa, Ala.	1968-69-70
White, Gary (G)	Northport, Ala.	1984-85-86
Whitfield, Marco (G)	Decatur, Ala.	1995
Wilkie, Kim (F)	Lexington, Ky.	1970
Williams, Brian (G)	Montgomery, Ala.	1996-97-98-99
Williams, David (F)	Pensacola, Fla.	1970-71-72
Williams, Lucky (G/F)	Delta, Nigeria	2003-04-05-06
Williams, Maurice "Mo" (G)	Jackson, Miss.	2002-03
Williams, Terry (F)	Elkmont, Ala.	1981-82-83-84
Wilson, Benjamin (F)	Shelby, Ala.	1917
Wilson, Isiah (G)	Troy, Ala.	2013-14
Windham, Cliff (F)	Livingston, Ala.	1980-81-82-83
Winston, Kennedy (F)	Prichard, Ala.	2003-04-05
Wise, Dick (C/F)	White Plains, N.Y.	1955

## Y

Young, Robert (F)	Cullman, Ala.	1925-26
Young, William "Bill" (C)	Cullman, Ala.	1926-27-28

## ALL-TIME NUMERICAL ROSTER

**0**  
Algie Key  
Nick King  
Donta Hall (2018-19)  
Janah Davis  
**Noah Guy**

**1**  
Chuck Davis  
Mykal Riley  
Anthony Brock  
JaMychal Green (2010-11)  
Riley Norris  
Herbert Jones  
**Jusaun Holt**

**2**  
Gerald Wallace  
Emmett Thomas  
Brandon Davis  
Mikhail Torrance  
Charles Hankerson, Jr.  
Ricky Tarrant  
Lawson Schaffer  
Collin Sexton  
Kira Lewis Jr.  
Jordan Bruner  
**Darius Miles**

**3**  
George Linn  
Eugene Jones  
Ennis Whatley  
Gary White  
Brian Williams  
George Brown  
Neil Ashby  
Solomon Davis  
Kennedy Winston  
Justin Tubbs  
Trevor Lacey  
Michael Kessens  
Corban Collins  
Alex Reese  
**JD Davison**

**4**  
Richard Gunder  
Eugene Beard  
Kenneth Rice  
Brian Williams  
Schea Cotton  
Reggie Rambo  
Albert Weber  
Brandon Hollinger  
Carl Engstrom  
Arthur Edwards  
Daniel Giddens  
**Juwan Gary**

**5**  
Dale Shuman  
Bart Vande Mark  
Wade Kaiser  
Tarik London  
Earnest Shelton  
Tony Mitchell  
Justin Coleman  
Avery Johnson Jr.  
**Jaden Shackelford**

**6**  
Leon Marlaire

**7**  
Jim Fulmer

**8**  
Jerry Harper

**9**  
Jim Bogan

**10**  
Dennis O'Shea  
Jack Kubiszyn  
Tommy Suits  
Bobby Lynch  
Charles Cleveland  
Robert Scott  
Sam Randolph  
Travis Stinnett  
Ben Eblen  
Jimmie Taylor  
Herbert Jones  
**Charles Bediako**

**11**  
Dyson Hamner  
Jim Bratton  
Kevin Barry  
Jack Kubiszyn  
Bob White  
David White  
Dick Appleyard  
Raymond Odums  
Jimmy Tom Goostree  
Joe Morris  
Eric Richardson  
James Jackson  
Earnest Brown  
Anthony Brown  
D.J. Towns  
Rico Pickett  
Chris Dixon  
Jason Carter  
Shannon Hale  
Beetle Bolden  
Josh Primo

**12**  
Pat Trammell  
Paul Riddle  
Dennis O'Shea  
Jim Fulmer  
Gary Elliot  
Jimmy Hollon  
Johnny Dill  
Reggie Strickland  
Rex Jones  
Jimmy Smith  
Joe Hudson  
Kemble Smith  
Dean Wilson  
Bryan Passink  
Chauncey Jones  
Travis Stinnett  
Ronald Steele  
Andrew Steele (2010-12)  
Ar'Mond Davis  
**Keon Ambrose-Hylton**

**13**  
Henry Hoskins  
Pat Hardy  
Leon Douglas  
Jerome White  
Philip Pearson  
Marco Whitfield  
Solomon Davis  
Lucky Williams  
Julian Goode  
**Jahvon Quinerly**

**14**  
E.B. Hammer  
Darrell Estes  
Eddie Lumpkin  
Paul Ellis  
Dabo Johnson  
Leroy Russell  
James Sanders  
Eric Washington  
Sam Williams  
Terrance Meade  
Kyle Sellers  
Kendall Durant  
Moussa Gueye  
**Keon Ellis**

**15**  
E.B. Hammer  
Farra Alford  
Eddie Cauthen  
Anthony Murray  
Marvin Orange  
Blake Thrasher  
Verice Cloyd  
Nick Jacobs  
**Tyler Barnes**

**20**  
Glenn Scott  
Billy Richardson  
Jim Adkins  
Wendell Hudson  
Rickey Brown  
Eddie Adams  
Alvin Lee  
Marcus Jones  
Jeff Lovell  
Reggie Lee  
Dejuan Shambley  
Terrance "Doc" Martin  
LaKory Daniels  
Greg Cage  
Levi Randolph

**21**  
Sammy Moore  
Robert Barnes  
Pat Brownell  
Eddie Lumpkin  
Ken Hogue

Tom Schellenberg  
Kent Looney  
Jim Farmer  
Bryant Lancaster  
Andre Perry  
Dejuan Shambley  
Rod Grizzard  
Evan Brock  
Senario Hillman  
Rodney Cooper  
Bola Olanijiyan  
**Britton Johnson**

**22**  
Jack Brown  
Paul Riddle  
Dennis O'Shea  
Jim Fulmer  
Gary Elliot  
Jimmy Hollon  
Johnny Dill  
Reggie Strickland  
Rex Jones  
Jimmy Smith  
Joe Hudson  
Kemble Smith  
Dean Wilson  
Bryan Passink  
Chauncey Jones  
Travis Stinnett  
Ronald Steele  
Andrew Steele (2010-12)  
Ar'Mond Davis  
**Keon Ambrose-Hylton**

**23**  
Gene Palmer  
Jim Grant  
Clyde Frederick  
Wally Holt  
Wendell Garner  
T.R. Dunn  
Mark Gottfried  
Darby Rich  
Walter Pitts  
Demetrius Smith  
Jean Felix  
Demetrius Jemison  
Devin Mitchell  
Brandon Austin  
John Petty Jr.

**24**  
Gene Palmer  
Bill Sexton  
John Norman  
Harold Goldstein  
Ron McKinney  
Randy Hollingsworth  
Mike Quigley  
Butch Dean  
Bruce Albe  
Kelly Shy  
Craig Dudley  
Kenneth Rice  
Dennis Miller  
Antonio McDyeess  
Ricky Poole  
Jason Reese (2004)  
Avery Jukes  
Charvez Davis  
Devonta Pollard  
Christian Clark  
Lawson Schaffer  
**Jaden Quinerly**

**25**  
Johnny Hite  
Paul Sullivan  
John Norman  
Kim Wilkie  
Eddie Knox  
Mark Patrick  
Robert Chapman  
Keith McCord  
Robert Horry  
Wade Kaiser  
Artie Griffin  
MC Mazique  
Jim Bakken  
Maurice Williams  
Glenn Miles  
Andrew Steele (2008-09)  
Keon Blackledge  
Braxton Key  
Adam Cottrell (2020-21)  
**Nimari Burnett**

**26**  
Gary Blagburn

**30**  
Jerry Hogue  
Neal Hyche  
Tommy Suits  
Tom Hoover  
Doug Gamble  
Greg Freeman  
William Henry  
Glenn Garrett  
Don Bowerman  
Desi Barmore  
Terry Coner  
David Benoit  
Greg Glass  
Jamal Faulkner  
Damon Bacote  
Galin Smith  
Kendall Wall  
**Adam Cottell**

**31**  
Tom Crosby  
Jim Lewis  
Jerry Vogel  
Darrell Estes  
Jerry Craig  
Kenneth Moses  
Tim Orton  
David White  
Ken Hogue  
Tom Hogue  
Charles Russell  
Clevie Joe Parker  
Ken Johnson  
Derrick McKey  
James Robinson  
Anton Reese  
Cedric Patton

**32**  
Jim Bogan  
Roy Forbus  
Leonard Kaplan  
Larry Back  
Tommy Lewis  
James M. Brown  
Jerry Craig  
Mike Nordholz  
David Mitchell  
David Williams  
Buck Johnson  
Marcus Campbell  
Shon Peck-Love  
Rongie Cowser  
Ray Johnston  
Shawn Taylor  
John Dill (2006)  
JaMychal Green (2008-09)  
Retin Obasohan

**33**  
Dick McKenzie  
John Cherry  
George Linn  
Leonard Kaplan  
James Ledbetter  
Ned Harbuck  
Gary Blagburn  
Hinton Butler  
James Booth  
Jerry Craig  
Jerry Ludwig  
Rich Deppe  
Alan House  
Eddie Knox  
Robert Chapman  
Cliff Windham  
Scott Pierce  
Charles Watson  
Jermareo Davidson  
Isiah Wilson  
Landon Fuller  
**James Rojas**

**34**  
Richard Gunder  
Dick Bratton  
Gary Blagburn  
Ron McKinney  
Buster Sullivan  
Bob Hickey  
Gary Elliot  
George Harrison  
Andy Ott  
Clevie Joe Parker  
Tommy Bonds  
Bobby Lee Hurt

Anthony Lawrence  
Blake Thrasher  
Chris Rollins  
Yamene Coleman  
Tevin Mack

**35**  
Dick Bratton  
Porter Powers  
Ron McKinney  
Hinton Butler  
Bob Hickey  
Charlie Perry  
R.G. Wilson  
Wally Hold  
Dale Dunn  
Jason Caffey  
Demetrius Alexander  
Erwin Dudley  
Richard Hendrix  
Dakota Slaughter  
Donta Hall  
Raymond Hawkins  
**Alex Tchikou**

**37**  
Dale Shuman  
Fred Fricki

**40**  
John Adcock  
Doug Gamble  
Maurice Myers  
Darrell Neal  
Alfred Moss  
Justin Knox

**41**  
Ray Sink  
Bobby Paine  
Henry Hoskins  
Buster Sullivan  
Marc Stierwalt  
Charlie Perry  
Johnny Smith  
Jim Shull  
Jim Adams  
Joe Hancock  
Terry Williams  
Derrick McKey  
Keith Askins  
John Gibson

**42**  
Tommy Gilmore  
Alex Moseley  
James Booth  
Marc Stierwalt  
Harry Hammonds  
Randy Hollingsworth  
Chris Bragwell  
John Belk  
Tim Kaiser  
Latrell Sprewell  
Kennedy Walker

**43**  
Tommy Gilmore  
Hinton Butler  
Steve Stapp  
Charles Perry  
Tim Parker  
Gene Shumacher  
Rich Deppe  
Carl Mitchell  
Sam Haginas  
Jason Reese

**44**  
Bob Schneider  
Billy Crews  
Ron Mayor  
Jim Touville  
Daniel Quindazzi  
Larry Pennington  
John Adcock  
J.W. Berry  
Tim Parker  
Tom Jones  
Randy Waddell  
Greg McElveen  
Mike Davis  
Cat Smith  
Josh Gilbert  
Melvin Cheatum  
Russell Walters  
Scott Hamilton  
Jaeson Maravich  
Justin Jones  
John Dill  
Chris Hines

**45**  
Daniel Quindazzi  
Bob Gavin  
Billy Pruet  
J.W. Berry  
Harry Hammonds  
Gene Shumacher  
Guy Turner  
Richie Hood  
Michael Ansley  
Akini Adkins

**50**  
Lloyd Johnson  
Phillip Lockett  
Roy Rogers  
Antoine Pettway  
Justin Luquire

**51**  
Lloyd Johnson  
Howard Smith  
Billy Gallahar  
Bambi Howland  
Harry Hammonds  
Reese Carr  
Ray Touchstone  
Tom Coleman  
Eddie Phillips  
Paul Stewart  
Cedric Moore

**52**  
Alex Garrow  
Bart Vande Mark  
Reese Carr  
Bambi Howland  
Tom Coleman  
Burt Caldwell  
David Mitchell  
Reginald King  
Jeremy Hays

**53**  
Gary Blagburn  
Bobby Paine  
Howard Smith  
Robert Andrews  
Bob Andrews  
Joe McDaniel  
Norman Anchrum  
Mark Farmer

**54**  
Howard Smith  
Holland Floyd  
Ernie Houck  
Cliff Johnson  
Harry Hammonds  
Rob Cornegy  
Rodney Wesley  
Marcus Webb  
Thalamus McCghee

**55**  
Carl Shaeffer  
Bryant Ivey  
Melvin Bowling  
Billy Crews  
Larry Pennington  
Bobby Paine  
William McCoy  
Holland Floyd  
Bobby McNabb

**66**  
Billy Dean  
Jerry Pannell  
Leon Marlaire

**77**  
Nick Vrotsos  
Dave Putman  
Harold Goldstein  
Roy Forbus

**88**  
Rebel Steiner  
Jerry Pannell  
Walt Evans  
Bill Currier  
Jerry Harper

**99**  
Marvin Blemker  
Bill Sexton  
Dick Wise

## ALL-TIME STARTERS

Alabama's all-time starting fives are compiled based on available stats from the years below, with those who started the majority of conference games listed as the starters for that respective season.

### 2020-21

Starters	Pos.	PPG
Jaden Shackelford	G	14.0
John Petty Jr.	G	12.6
Joshua Primo	G	8.1
Herbert Jones	F	11.2
Jordan Bruner	F	5.6

### Top Two Reserves

Jahvon Quinerly	G	12.9
Alex Reese	F	5.4

### 2019-20

Starters	Pos.	PPG
Kira Lewis Jr.	G	18.5
Jaden Shackelford	G	15.0
John Petty Jr.	G	14.5
Alex Reese	F	8.8
Herbert Jones	F	7.9

### Top Two Reserves

Beetle Bolden	G	8.5
Javian Davis	F	6.0

### 2018-19

Starters	Pos.	PPG
Kira Lewis Jr.	G	13.5
John Petty Jr.	G	10.2
Herbert Jones	G	6.4
Donta Hall	F	10.5
Tevin Mack	F	9.0

### Top Two Reserves

Dazon Ingram	G	7.1
Riley Norris	G/F	6.3

### 2017-18

Starters	Pos.	PPG
Collin Sexton	G	19.2
Dazon Ingram	G	9.7
John Petty	G	10.2
Donta Hall	F	10.6
Daniel Giddens	F	4.2

### Top Two Reserves

Herbert Jones	G	4.2
Braxton Key	F	7.0

### 2016-17

Starters	Pos.	PPG
Dazon Ingram	G	10.6
Riley Norris	G	9.0
Braxton Key	F	12.0
Donta Hall	F	6.0
Bola Olaniyan	F	3.1

### Top Two Reserves

Avery Johnson Jr.	G	6.9
Jimmie Taylor	F	5.1

### 2015-16

Starters	Pos.	PPG
Retin Obasohan	G	17.6
Arthur Edwards	G	9.5
Riley Norris	F	7.5
Michael Kessens	F	3.7
Jimmie Taylor	F	5.2

### Top Two Reserves

Justin Coleman	G	7.8
Shannon Hale	F	10.8

### 2014-15

Starters	Pos.	PPG
Levi Randolph	G	15.4
Ricky Tarrant	G	13.1
Rodney Cooper	G	11.1
Shannon Hale	F	8.2
Jimmie Taylor	F	5.5

### Top Two Reserves

Retin Obasohan	G	6.2
Michael Kessens	F	5.9

### 2013-14

Starters	Pos.	PPG
Trevor Releford	G	18.5
Levi Randolph	G	9.6
Retin Obasohan	G	9.5
Shannon Hale	F	8.8
Rodney Cooper	G	7.5

### Top Two Reserves

Nick Jacobs	F	8.4
Jimmie Taylor	F	3.0

### 2012-13

Starters	Pos.	PPG
Trevor Releford	G	14.9
Trevor Lacey	G	11.3
Rodney Cooper	G	10.2
Levi Randolph	G	8.1
Moussa Gueye	C	1.4

### Top Two Reserves

Nick Jacobs	F	7.6
Retin Obasohan	G	3.9

### 2011-12

Starters	Pos.	PPG
Trevor Releford	G	12.0
Trevor Lacey	G	7.3
Andrew Steele	G	6.6
Levi Randolph	G	6.5
JaMychal Green	F	14.0

### Top Two Reserves

Tony Mitchell	F	13.1
Nick Jacobs	F	6.1

### 2010-11

Starters	Pos.	PPG
Trevor Releford	G	11.0
Charvez Davis	G	8.5
JaMychal Green	F	15.5
Tony Mitchell	F	15.2
Chris Hines	F	5.5

### Top Two Reserves

Senario Hillman	G	6.4
Andrew Steele	G	4.0

### 2009-10

Starters	Pos.	PPG
Mikhail Torrance	G	15.6
Senario Hillman	G	7.9
Anthony Brock	G	5.9
JaMychal Green	F	14.1
Justin Knox	F	6.3

### Top Two Reserves

Chris Hines	F	9.2
Tony Mitchell	F	3.7

### 2008-09

Starters	Pos.	PPG
Alonzo Gee	G	15.0
Senario Hillman	G	12.9
Mikhail Torrance	G	10.0
JaMychal Green	F	10.3
Justin Knox	F	5.7

### Top Two Reserves

Yamene Coleman	F	3.7
Andrew Steele	G	3.3

### 2007-08

Starters	Pos.	PPG
Mykal Riley	G	14.9
Alonzo Gee	G	14.5
Rico Pickett	G	5.9
Richard Hendrix	F	17.8
Demetrius Jemison	F	5.6

### Top Two Reserves

Brandon Hollinger	G	6.3
Senario Hillman	G	4.3

### 2006-07

Starters	Pos.	PPG
Alonzo Gee	G	12.6
Mykal Riley	G	12.6
Ronald Steele	G	8.6
Richard Hendrix	F	14.6
Jermareo Davidson	F	14.0

### Top Two Reserves

Brandon Hollinger	G	4.9
Demetrius Jemison	F	2.9

### 2005-06

Starters	Pos.	PPG
Ronald Steele	G	14.3
Brandon Hollinger	G	2.3
Jermareo Davidson	F	14.3
Richard Hendrix	F	9.4
Evan Brock	F	3.8

### Top Two Reserves

Alonzo Gee	F	8.6
Jean Felix	G	8.8

### 2004-05

Starters	Pos.	PPG
Earnest Shelton	G	16.4
Ronald Steele	G	7.6
Kennedy Winston	F	17.8
Chuck Davis	F	14.1
Jermareo Davidson	F	7.6

### Top Two Reserves

Jean Felix	G	5.6
Evan Brock	F	2.5

### 2003-04

Starters	Pos.	PPG
Earnest Shelton	G	15.8
Antoine Pettway	G	9.1
Kennedy Winston	F	17.1
Chuck Davis	F	11.5
Jermareo Davidson	F	5.0

### Top Two Reserves

Emmett Thomas	F	8.7
Evan Brock	F	3.1

### 2002-03

Starters	Pos.	PPG
Maurice "Mo" Williams	G	16.4
Terrance Meade	G	8.4
Erwin Dudley	F	14.8
Kennedy Winston	F	11.1
Kenny Walker	F	9.1

### Top Two Reserves

Antoine Pettway	G	6.3
Emmett Thomas	G	6.0

### 2001-02

Starters	Pos.	PPG
Maurice "Mo" Williams	G	10.4
Terrance Meade	G	8.4
Erwin Dudley	F	15.2
Rod Grizzard	F	14.1
Kenny Walker	F	9.2



## ALL-TIME STARTERS

### Top Two Reserves

Antoine Pettway	G	6.5
Earnest Shelton	G	6.1

### 2000-01

Starters	Pos.	PPG
Terrance Meade	G	10.8
Tarik London	G	2.6
Rod Grizzard	F	17.0
Erwin Dudley	F	14.4
Kenny Walker	F	6.7

### Top Two Reserves

Gerald Wallace	F	9.8
Travis Stinnett	G	6.8

### 1999-2000

Starters	Pos.	PPG
Schea Cotton	G	15.5
Terrance Meade	G	11.5
Doc Martin	G	6.7
Rod Grizzard	F	13.2
Erwin Dudley	F	10.3

### Top Two Reserves

Kenny Walker	F	6.1
Tarik London	G	3.7

### 1998-99

Starters	Pos.	PPG
Brian Williams	G	17.3
Chris Rollins	G	10.7
Chauncey Jones	G	5.2
MC Mazique	F	9.4
Jeremy Hays	C	12.0

### Top Two Reserves

Sam Haginas	F	4.5
Tarik London	G	2.3

### 1997-98

Starters	Pos.	PPG
Brian Williams	G	16.1
Damon Bacote	G	11.7
Chauncey Jones	G	9.9
Demetrius Alexander	F	12.5
Jeremy Hays	C	9.3

### Top Two Reserves

Blake Thrasher	G	0.9
Tarik London	G	2.1

### 1996-97

Starters	Pos.	PPG
Eric Washington	G	16.1
Brian Williams	G	13.9
Antonio Reese	G	10.1
Demetrius Alexander	F	12.0
Thalamus McGhee	C	5.4

### Top Two Reserves

Damon Bacote	G	4.7
Jeremy Hays	C	4.0

### 1995-96

Starters	Pos.	PPG
Eric Washington	G	18.6
Marvin Orange	G	7.9
Marco Whitfield	G	7.7
Anthony Brown	F	5.5
Roy Rogers	C	13.5

### Top Two Reserves

Brian Williams	G	10.4
Thalamus McGhee	C	3.0

### 1994-95

Starters	Pos.	PPG
Artie Griffin	G	7.0
Marvin Orange	G	6.7
Antonio McDyess	F	13.9

Jamal Faulkner	F	12.3
Jason Caffey	F	12.1

### Top Two Reserves

Eric Washington	G	11.9
Roy Rogers	C	3.5

### 1993-94

Starters	Pos.	PPG
Marvin Orange	G	10.1
Artie Griffin	G	7.4
Shon Peck-Love	G	5.3
Jason Caffey	F	12.8
Antonio McDyess	F	11.4

### Top Two Reserves

Jamal Faulkner	F	13.5
Walter Pitts	G	5.9

### 1992-93

Starters	Pos.	PPG
James Robinson	G	20.6
Shon Peck-Love	G	6.6
Marvin Orange	G	4.3
Jason Caffey	F	14.5
Andre Perry	F	8.9

### Top Two Reserves

Cedric Moore	F	6.6
Walter Pitts	G	4.8

### 1991-92

Starters	Pos.	PPG
James Robinson	G	19.4
Latrell Sprewell	G	17.8
Elliot Washington	G	1.8
Robert Horry	F	15.8
Cedric Moore	F	8.3

### Top Two Reserves

Andre Perry	F	9.6
Dennis Miller	G	3.6

### 1990-91

Starters	Pos.	PPG
Gary Waites	G	10.4
Latrell Sprewell	G	8.9
Brian Lancaster	G	1.4
Melvin Cheatum	F	16.5
Robert Horry	F	11.9

### Top Two Reserves

James Robinson	G	16.8
Marcus Webb	F	5.5

### 1989-90

Starters	Pos.	PPG
Gary Waites	G	4.7
James Sanders	G	8.1
Melvin Cheatum	F	15.7
Robert Horry	F	13.1
David Benoit	C	10.5

### Top Two Reserves

Keith Askins	G	9.9
Marcus Webb	F	4.1

### 1988-89

Starters	Pos.	PPG
Alvin Lee	G	13.0
Gary Waites	G	7.0
Michael Ansley	F	20.3
David Benoit	F	10.8
Melvin Cheatum	F	6.7

### Top Two Reserves

Keith Askins	F	7.8
Robert Horry	F	6.5

### 1987-88

Starters	Pos.	PPG
Craig Dudley	G	9.5
Gary Waites	G	2.7
Michael Ansley	F	18.1
Melvin Cheatum	F	9.5
Keith Askins	C	5.7

### Top Two Reserves

Alvin Lee	G	15.4
William DeVaughn	C	2.8

### 1986-87

Starters	Pos.	PPG
Terry Coner	G	18.6
Mark Gottfried	G	10.3
Jim Farmer	F	16.5
Michael Ansley	F	11.0
Derrick McKey	C	18.6

### Top Two Reserves

James Jackson	G	7.3
Keith Askins	F	2.9

### 1985-86

Starters	Pos.	PPG
Terry Coner	G	10.9
Mark Gottfried	G	6.9
Buck Johnson	F	20.7
Jim Farmer	F	12.8
Derrick McKey	C	13.6

### Top Two Reserves

Michael Ansley	F	5.9
James Jackson	G	4.1

### 1984-85

Starters	Pos.	PPG
Terry Coner	G	11.8
Mark Gottfried	G	8.4
Jim Farmer	G	6.3
Buck Johnson	F	16.0
Bobby Lee Hurt	C	12.8

### Top Two Reserves

Derrick McKey	F	5.1
Darrell Neal	F	4.7

### 1983-84

Starters	Pos.	PPG
Terry Williams	G	14.3
Eric Richardson	G	10.3
Buck Johnson	F	17.0
Darrell Neal	F	7.1
Bobby Lee Hurt	C	15.6

### Top Two Reserves

Terry Coner	G	5.8
Craig Dudley	G	2.9

### 1982-83

Starters	Pos.	PPG
Ennis Whatley	G	15.2
Mike Davis	G	12.9
Buck Johnson	F	8.3
Cliff Windham	F	7.8
Bobby Lee Hurt	C	15.3

### Top Two Reserves

Terry Williams	F	8.7
Eric Richardson	G	5.1

### 1981-82

Starters	Pos.	PPG
Ennis Whatley	G	12.1
Mike Davis	G	11.4
Eddie Phillips	F	15.5
Cliff Windham	F	7.0
Phillip Lockett	C	8.6

## ALL-TIME STARTERS

### Top Two Reserves

Bobby Lee Hurt	C	10.2
Eric Richardson	G	6.9

### 1980-81

Starters	Pos.	PPG
Eddie Adams	G	12.1
Mike Davis	G	10.2
Ken Johnson	F	11.5
Eddie Phillips	F	17.0
Phillip Lockett	C	8.8

### Top Two Reserves

Cliff Windham	F	4.4
Eric Richardson	G	3.8

### 1979-80

Starters	Pos.	PPG
Robert Scott	G	14.7
Mike Davis	G	5.4
Eddie Phillips	F	16.7
Ken Johnson	F	14.7
Phillip Lockett	C	6.6

### Top Two Reserves

Eddie Adams	G	7.1
Cliff Windham	F	2.2

### 1978-79

Starters	Pos.	PPG
Robert Scott	G	10.2
Joe Hancock	G	6.0
Eddie Phillips	F	14.5
Ken Johnson	F	10.7
Reggie King	C	22.6

### Top Two Reserves

Eddie Adams	G	7.9
Phillip Lockett	C	3.9

### 1977-78

Starters	Pos.	PPG
Robert Scott	G	9.5
Anthony Murray	G	8.6
Reggie King	F	21.2
Ken Johnson	F	11.9
Chris Bragwell	C	3.8

### Top Two Reserves

Kent Looney	G	8.5
Robert Chapman	F	3.0

### 1976-77

Starters	Pos.	PPG
T.R. Dunn	G	13.1
Anthony Murray	G	7.3
Reggie King	F	18.1
Keith McCord	F	5.2
Rickey Brown	C	16.1

### Top Two Reserves

Robert Scott	G	9.2
Kent Looney	G	6.0

### 1975-76

Starters	Pos.	PPG
Anthony Murray	G	11.9
T.R. Dunn	G	9.7
Rickey Brown	F	11.5
Reggie King	F	10.9
Leon Douglas	C	20.6

### Top Two Reserves

Keith McCord	F	4.6
Greg McElveen	G	3.7

### 1974-75

Starters	Pos.	PPG
Charles Cleveland	G	15.6
Anthony Murray	G	6.5
T.R. Dunn	F	12.3

Charles Russell	F	15.3
Leon Douglas	C	20.7

### Top Two Reserves

Rickey Brown	F	6.7
Johnny Dill	G	4.1

### 1973-74

Starters	Pos.	PPG
Ray Odums	G	12.6
T.R. Dunn	G	9.4
Charles Cleveland	F	17.1
Charles Russell	F	11.0
Leon Douglas	C	15.2

### Top Two Reserves

Rickey Brown	F	7.3
Johnny Dill	G	4.5

### 1972-73

Starters	Pos.	PPG
Ray Odums	G	13.4
Charles Cleveland	G	14.9
Wendell Hudson	F	20.7
Glenn Garrett	F	7.8
Leon Douglas	C	12.7

### Top Two Reserves

Paul Ellis	G	8.2
Johnny Dill	G/F	2.7

### 1971-72

Starters	Pos.	PPG
Ray Odums	G	14.6
Jimmy Hollon	G	7.7
Wendell Hudson	F	19.6
Glenn Garrett	F	8.8
Alan House	C	15.0

### Top Two Reserves

Paul Ellis	G	8.6
Wendell Garner	F	5.5

### 1970-71

Starters	Pos.	PPG
Jimmy Hollon	G	15.0
Bobby Lynch	G	10.8
David Williams	F	7.5
Wendell Hudson	F	5.3/15.0
Alan House	C	17.9

### Top Two Reserves

Ken Hogue	F	4.7
Paul Ellis	G	4.4

### 1969-70

Starters	Pos.	PPG
Jimmy Hollon	G	19.4
Bobby Lynch	G	10.9
Alan House	F	14.0
Ken Wilkie	F	7.0
Doug Gamble	C	9.0

### Top Two Reserves

David Williams	F	9.2
Ken Hogue	F	5.3

### 1968-69

Starters	Pos.	PPG
Gary Elliot	G	18.4
Tommy Suits	G	10.1
Randy Hollingsworth	F	10.2
Rich Deepe	C	8.1

### 1967-68

Starters	Pos.	PPG
Mike Nordholz	G	20.0
Gary Elliot	G	16.3
Tom Jones	F	12.7
Randy Hollingsworth	F	11.5
Rich Deepe	C	9.6

### Top Two Reserves

David White	G	2.5
Cliff Johnson	C	1.1

### 1966-67

Starters	Pos.	PPG
Mike Nordholz	G	21.0
Gary Elliot	G	13.2
Guy Turner	F	16.6
Tom Jones	F	9.1
Rich Deepe	C	7.9

### Top Two Reserves

Burt Caldwell	F/C	4.3
Jerry Ludwig	G	3.6

### 1965-66

Starters	Pos.	PPG
Mike Norholdz	G	18.4
Ken Moses	G	8.3
Guy Turner	F	14.9
Tom Jones	F	7.5
Harry Hammonds	C	14.4

### Top Two Reserves

Gene Schumacher	F	8.2
Jerry Ludwig	G	4.7

### 1964-65

Starters	Pos.	PPG
Bob Hickey	G	6.0
Charlie Perry	G	10.3
Harry Hammonds	F	12.9
Gene Schumacher	F	12.2
Bob Andrews	C	19.3

### Top Two Reserves

Bambi Howland	F	4.8
Ken Moses	G	4.2

### 1963-64

Starters	Pos.	PPG
Ken Moses	G	8.0
Charlie Perry	G	13.3
J.W. Berry	F	14.3
Bambi Howland	F	4.8
Bob Andrews	C	13.9

### Top Two Reserves

Bob Hickey	G	5.5
Gene Schumacher	F	4.7

### 1962-63

Starters	Pos.	PPG
Charlie Perry	G	11.8
Hinton Butler	G	12.4
Booth F	11.7	
J.W. Berry	F	6.6
Bob Andrews	C	15.7

### Top Two Reserves

Reese Carr		5.4
Bill McCoy		1.7

### 1961-62

No available record of starters		
---------------------------------	--	--

### 1960-61

Starters	Pos.
Darrell Estes	G
Ron McKinney	G
Hinton Butler	G
Henry Hoskins	F
Larry Pennington	C

### Top Two Reserves

Howard Smith	C
Gary Blagburn	F

**ALABAMA IN THE NBA**

Alabama has a long and storied tradition of preparing players to compete at the highest level, with more than 20 former Crimson Tide student-athletes using their experience at the Capstone to build successful NBA careers. Alabama has seen its stars go on to win 10 NBA Championships, eight All-Star selections, six All-Defensive Team honors, three All-Rookie honors and more than \$400 million in career earnings on the NBA hardwood. All told, Alabama players have gone on to suit up in more than 10,000 NBA games and scored more than 90,000 all-time points.

**ALABAMA'S SEVEN-TIME NBA WORLD CHAMPION**

Any discussion of Alabama's place in the NBA begins and ends with seven-time NBA world champion Robert Horry. Horry starred at Alabama from 1989-92 before the Houston Rockets selected him with the 11th pick of the 1992 draft. Two years later, he helped lead Houston to the first of back-to-back titles before moving on to Los Angeles, where he helped the Lakers win three consecutive titles in 2000, 2001 and 2002. Three seasons later he was with the San Antonio Spurs when they won titles in 2005 and 2007. Only six players in NBA history have won more titles than Horry and he is the first player since 1976 to win more than six titles. He also is one of only two players in NBA history to play for three different franchises that won NBA titles. Horry finished his career as the NBA all-time leader in playoff games, appearing in 244 games, seven more than Kareem Abdul-Jabbar. Along the way, he set the NBA Finals record for steals in a game with seven against the Orlando Magic in the 1995 Finals. His 261 three-pointers in playoff action rank as the second-most in NBA playoff history while his 40 in the Finals are the NBA record.



Robert Horry's NBA Titles: Houston Rockets (1994, 1995); Los Angeles Lakers (2000, 2001, 2002) and San Antonio Spurs (2005, 2007).



Mo Williams won his first career NBA title with the 2016 Cleveland Cavaliers.

**NBA AWARDS AND HONORS**

Alabama has developed a legacy of producing top-tier NBA talent, with five Tide players going on to play in a total of eight NBA All-Star Games. Latrell Sprewell leads the way, garnering All-Star selections in 1994, 1995, 1997 and 2001. His 1994 All-Star selection was the first by a former Crimson Tide player but not the last, as he was joined in 2001 by Antonio McDyess. In 2009, Mo Williams became another Alabama product to put on an All-Star jersey while in 2010 Gerald Wallace became the first Charlotte Bobcat to earn the honor. Most recently, Collin Sexton was selected to the 2020 NBA Rising Stars Game at All-Star weekend.

**COLLIN SEXTON**

2019 All-Rookie Second Team  
2020 NBA Rising Star - All-Star

**GERALD WALLACE**

2010 NBA All-Star

**ANTONIO McDYESS**

1996 All-Rookie Team  
2000 - Olympic Gold Medalist  
2001 NBA All-Star

**MO WILLIAMS**

2009 NBA All-Star

**LATRELL SPREWELL**

1993 All-Rookie Team  
1994 First Team All-NBA  
1994 All-Defensive Team  
1994 NBA All-Star  
1995 First Team All-NBA  
1995 NBA All-Star  
1997 NBA All-Star  
2001 NBA All-Star

**NBA TIDE**

**BY THE NUMBERS**

<b>45</b>	All-Time NBA Draft Picks
<b>17</b>	NBA First Round Picks
<b>11</b>	Had Two Or More Players Selected In Same Draft
<b>8</b>	Top-15 Draft Picks
<b>5</b>	First Round Picks in the 1980s
<b>3</b>	Lottery Picks In Last 4 Years

**ALABAMA'S ALL-TIME NBA ROSTER**

<b>MICHAEL ANSLEY</b>	<b>1989-91</b>
Orlando Magic, Philadelphia 76ers, Charlotte Hornets	
<b>KEITH ASKINS</b>	<b>1990-98</b>
Miami Heat	
<b>DAVID BENOIT</b>	<b>1991-2000</b>
Utah Jazz, New Jersey Nets, Orlando Magic	
<b>JASON CAFFEY</b>	<b>1995-2002</b>
Chicago Bulls, Golden State Warriors, Milwaukee Bucks	
<b>JERMAREO DAVIDSON</b>	<b>2007-09</b>
Charlotte Bobcats, Golden State Warriors	
<b>LEON DOUGLAS</b>	<b>1976-82</b>
Detroit Pistons, Kansas City Kings	

<b>T.R. DUNN</b>	<b>1977-90</b>
Portland Trailblazers, Denver Nuggets, Phoenix Suns, Charlotte Hornets	
<b>ALONZO GEE</b>	<b>2009-2017</b>
Washington Wizards, San Antonio Spurs, Cleveland Cavaliers, Houston Rockets, New Orleans Pelicans, Denver Nuggets	
<b>JIM FARMER</b>	<b>1987-93</b>
Dallas Mavericks, Utah Jazz, Seattle SuperSonics, Minnesota Timberwolves, Philadelphia 76ers, Milwaukee Bucks, Denver Nuggets	
<b>JAMYCHAL GREEN</b>	<b>2014-present</b>
San Antonio Spurs, Memphis Grizzlies, LA Clippers, Denver Nuggets	



## ALABAMA'S ALL-TIME NBA ROSTER

**DONTA HALL** 2020-present

Brooklyn Nets

**RICHARD HENDRIX** 2008

Golden State Warriors

**ROBERT HORRY** 1992-2007

Houston Rockets, Phoenix Suns, Los Angeles Lakers, San Antonio Spurs

**BUCK JOHNSON** 1986-92

Houston Rockets, Washington Bullets

**HERBERT JONES** 2021-pres.

New Orleans Pelicans

**REGGIE KING** 1979-84

Kansas City Kings, Seattle SuperSonics

**ANTONIO McDYESS** 1995-2011

Phoenix Suns, Denver Nuggets, New York Knicks, Detroit Pistons, San Antonio Spurs

**DERRICK McKEY** 1987-2001

Seattle SuperSonics, Indiana Pacers, Philadelphia 76ers

**EDDIE PHILLIPS** 1982

New Jersey Nets

**HERBERT JONES** 2021-pres.

New Orleans Pelicans

**JOSHUA PRIMO** 2021-pres.

San Antonio Spurs

**JAMES ROBINSON** 1993-2000

Portland Trailblazers, Los Angeles Clippers, Minnesota Timberwolves

**ROY ROGERS** 1996-99

Vancouver Grizzlies, Boston Celtics, Toronto Raptors, Houston Rockets, Cleveland Cavaliers, Denver Nuggets

**CARL SCHAEFFER** 1949-50

Providence Steamrollers

**COLLIN SEXTON** 2018-pres.

Cleveland Cavaliers

**LATRELL SPREWELL** 1992-2004

Golden State Warriors, New York Knicks, Minnesota Timberwolves

**GERALD WALLACE** 2001-16

Sacramento Kings, Charlotte Bobcats, Portland Trailblazers, New Jersey Nets, Brooklyn Nets, Boston Celtics

**ERIC WASHINGTON** 1997-98

Denver Nuggets, Boston Celtics

**MARCUS WEBB** 1992

Boston Celtics

**ENNIS WHATLEY** 1983-96

Chicago Bulls, Cleveland Cavaliers, San Antonio Spurs, Washington Bullets, Atlanta Hawks, Los Angeles Clippers, Portland Trailblazers

**MO WILLIAMS** 2003-16

Milwaukee Bucks, Cleveland Cavaliers, Los Angeles Clippers, Utah Jazz, Portland Trailblazers, Minnesota Timberwolves, Cleveland Cavaliers



ALABAMA'S ALL-TIME NBA DRAFT PICKS

**2021**

1st Round (No. 12 overall)  
Joshua Primo San Antonio Spurs  
2nd Round  
Herbert Jones New Orleans Pelicans

**2020**

1st Round (13th overall)  
Kira Lewis Jr. New Orleans Pelicans

**2018**

1st Round (8th overall)  
Collin Sexton Cleveland Cavaliers

**2008**

2nd Round  
Richard Hendrix Golden State

**2007**

2nd Round  
Jermareo Davidson Golden State

**2003**

2nd Round  
Mo Williams Utah

**2002**

2nd Round  
Rod Grizzard Washington

**2001**

1st Round (24th overall)  
Gerald Wallace Sacramento

**1997**

2nd Round  
Eric Washington Orlando

**1996**

1st Round (22nd overall)  
Roy Rogers Vancouver

**1995**

1st Round (2nd overall)  
Antonio McDyess L.A. Clippers  
1st Round (20th overall)  
Jason Caffey Chicago

**1993**

1st Round (21st overall)  
James Robinson Portland

**1992**

1st Round (11th overall)  
Robert Horry Houston

1st Round (24th overall)

Latrell Sprewell Golden State

**1989**

2nd Round  
Michael Ansley Orlando

**1987**

1st Round (9th overall)  
Derrick McKey Seattle  
1st Round (20th overall)  
Jim Farmer Dallas  
2nd Round  
Terry Coner Atlanta  
7th round  
Mark Gottfried Detroit

**1986**

1st Round (20th overall)  
Buck Johnson Houston

**1985**

2nd Round  
Bobby Lee Hurt Golden State

**1984**

5th Round  
Eric Richardson San Antonio  
3rd Round  
Terry Williams Seattle

**1983**

1st Round (13th overall)  
Ennis Whatley Kansas City  
2nd Round  
Mike Davis Milwaukee

**1982**

1st Round (21st overall)  
Eddie Phillips New Jersey  
3rd Round  
Phillip Lockett Portland

**1980**

4th Round  
Robert Scott Golden State

**1979**

1st Round (18th overall)  
Reggie King Kansas City

**1978**

7th Round  
Anthony Murray Philadelphia

**1978**

2nd Round  
T.R. Dunn Portland  
3rd Round  
Rickey Brown Portland

**1976**

1st Round (4th Overall)  
Leon Douglas Detroit

**1975**

3rd Round  
Charles Cleveland Philadelphia  
5th Round  
Charles Russell L.A. Lakers

**1973**

2nd Round  
Wendell Hudson Chicago

**1965**

11th Round  
Bob Andrews L.A. Lakers

**1958**

5th Round  
Jim Fulmer Cincinnati

**1956**

George Linn Boston  
Jerry Harper New York

**1952**

Paul Sullivan New York  
Bryant Ivey Rochester

**1949**

Carl Schaeffer Providence





## ALABAMA ACTIVE NBA CAPSULES



### HERBERT JONES

Herbert Jones joined Joshua Primo as a 2021 NBA Draft picks, as he was selected with the fourth pick in the second round (No. 35 overall) to the New Orleans Pelicans. It was the 11th time Alabama has had two players selected in the same draft in program history. Jones became the 45th UA player to hear his name called and would go on to eventually sign the second-largest contract by any second round draftee in history. He earned numerous honors during his senior season, garnering AP All-American (Third Team), SEC Player of the Year, SEC Defensive Player of the Year, First Team All-SEC and All-Defensive Team accolades. He finished his career with 129 games played (101 starts) while collecting 947 points, 630 rebounds, 285 assists, 167 steals and 98 blocked shots. Jones was also named as a finalist for the Naismith Award Men's Defensive Player of the Year and earned USBWA and NABC First Team All-District honors and was selected as the USBWA District IV Player of the Year



### KIRA LEWIS JR.

Kira Lewis Jr. was selected by the New Orleans Pelicans as the No. 13 overall pick at the 2020 NBA Draft. He became the 16th Alabama player to be chosen in the first round and is the seventh UA player selected with a top-15 pick in program history. Across his first 54 games played during his rookie season in 2020-21, Lewis averaged 6.4 points, 1.3 rebounds, 2.3 assists and 0.7 steals in 16.7 minutes per contest. He was able to play under new Pelicans' head coach Willie Green during the 2021 NBA Summer League where Lewis shined, averaging 10.8 points, 2.6 rebounds, 5.8 assists and 1.4 steals in 26.2 minutes a contest. Lewis played two seasons at Alabama, earning 2020 First Team All-SEC and First Team United States Basketball Writers Association (USBWA) All-District honors. Across his two years at the Capstone, he started all 65 games and collected 1,013 points (15.9 ppg), 260 assists (4.0 apg) and 84 steals (1.3 spg). He was only the second Alabama player in program history to eclipse 1,000 points in his first two seasons, joining only James "Hollywood" Robinson.



### JAMYCHAL GREEN

JaMychal Green is Alabama's longest-tenured NBA pro, entering his 10th season in the league in 2021-22. Green begins his second full season as a member of the Denver Nuggets – his fourth professional organization he has played for (San Antonio, Memphis, LA Clippers). Across his more than 430 career games played, including over 150 starts, Green has scored more than 3,400 points (8.0 ppg), pulled down over 2,500 rebounds (6.0 rpg) and averaged 21.3 minutes per game. Green played five seasons with the Memphis Grizzlies (2014-19), before getting traded to the L.A. Clippers during the 2018-19 season. During the 2016-17 campaign, the Montgomery, Ala., native had his most productive season as he played in 77 games, while starting 75. He averaged 8.9 points and 7.1 rebounds per game that season, earning Green a multi-year extension which he signed August of 2017. Green, who was named an NBDL Futures All-Star while playing for the Austin Toros early in the 2014-15 season, signed his first 10-day NBA contract with the San Antonio Spurs on Jan. 18, 2015.



### COLLIN SEXTON

Collin Sexton was selected by the Cleveland Cavaliers as the eighth overall pick at the 2018 NBA Draft. Sexton became the 15th Alabama player to be chosen in the first round and the fourth top-10 selection in program history. Across his three seasons in Cleveland, Sexton has played in more than 200 career contests. He has averaged nearly 20 points and 32 minutes per game while shooting over 45.0 percent from the field and 38 percent from three-point range. During his first season of NBA action in 2018-19, Sexton earned a spot on the 2019 NBA All-Rookie Second Team after playing in all 82 games while starting 72. He averaged 16.7 points, 3.0 assists and 2.9 steals per contest while shooting 43.0 percent from the floor and 40.2 percent from beyond the arc. Sexton upped his scoring average during his sophomore campaign in 2019-20 to lead the Cavs with 20.8 ppg and started all 65 games the team played. He was named to the NBA's Rising Stars Game at All-Star Weekend and averaged 23.6 points per game while shooting 45 percent from beyond the arc over his final 23 games of the year. Year three proved even more impressive with a 24.3 ppg average, while adding 4.4 assists, 3.3 rebounds and 1.0 steals per game.



### JOSHUA PRIMO

Joshua Primo was selected by San Antonio Spurs in the 2021 NBA Draft, becoming the 17th Alabama player selected as a first round pick and eighth UA player selected in the NBA Lottery. Additionally, Primo was the third Crimson Tide men's basketball player in the last four NBA Drafts chosen as a Lottery Pick, joining Kira Lewis Jr. in 2020 and Collin Sexton in 2018. During his lone season in Tuscaloosa, Primo became the fifth UA rookie to be named to the SEC All-Freshman Team. He played in 30 contests on the season, missing three games with an MCL sprain, and made 19 starts. He finished the season averaging 8.1 points and 3.4 rebounds per game while shooting 43.1 percent from the field and 38.1 percent from beyond the arc. Primo finished the season ranked third on the team in three-point field goal percentage, second in free throw percentage and fifth in scoring.



## ALABAMA FORMER NBA CAPSULES

**MICHAEL ANSLEY**

Michael Ansley began his career with the Orlando Magic, playing with the team for two years. In his rookie season, Ansley ranked third among 1989 draft picks in scoring (8.7 points per game) and fifth among rookies in rebounding (5.1 rebounds per game). After two years with the Magic, Ansley continued his playing career with the Birmingham Bandits (CBA) for one season in 1992, when he averaged 34.9 points per game and 11.1 rebounds per game. Following his season with the Bandits, Ansley spent time with the NBA's Philadelphia 76ers, Milwaukee Bucks and Charlotte Hornets.

**DAVID BENOIT**

David Benoit played eight seasons in the NBA, six of them with the Utah Jazz. Benoit signed with the Jazz in 1991 and played six years with the club, averaging 7.4 points. Benoit played the 1997-98 seasons with New Jersey and Orlando before moving overseas to play for Maccabi Tel Aviv in Israel for two seasons, then returning to the Jazz in 2000-01. He began his professional career in Spain, where he was the league's rookie of the year in 1991 before moving on to the NBA, where he ultimately appeared in 57 playoff games.

**KEITH ASKINS**

Keith Askins spent nine seasons in the NBA, all with the Miami Heat. After his retirement in 1999, Askins continued his tenure with the Heat when he signed on to become an assistant coach and scout. During this time, the Heat won the 2006 NBA Championship. As a player, Askins received the Heat's team Leadership Award for the 1994-1995 and 1995-1996 seasons. He still ranks among Miami's all-time leaders in games played, three-point field goals and rebounds. Askins served as a captain for the Heat four straight seasons from 1995-99.

**JASON CAFFEY**

Jason Caffey's NBA career was highlighted by his two NBA championships with the Chicago Bulls in 1996 and 1997. Caffey was drafted by the Bulls in 1995 and averaged 9.6 minutes per game his rookie season before starting 19 games in his second season. During his run with the dominant Bulls, Caffey played in 35 NBA playoff games. He later played for the Golden State Warriors and Milwaukee Bucks, eventually retiring in December 2003. Caffey had his best professional season for Golden State during 1999-2000 when he averaged 12.0 points and 6.8 rebounds per game.



## ALABAMA FORMER NBA CAPSULES




### JERMAREO DAVIDSON

Jermareo Davidson saw limited action in the NBA, playing 38 games with Charlotte in 2007-08 and 14 with Golden State before being sidelined with an injury in 2008-09. Prior to suffering the season-ending injury, he posted one of his best professional games with 11 points and 10 rebounds against Detroit. Between stops with Charlotte and Golden State, Davidson spent time with the Idaho Stampede and Sioux Falls Skyforce of the NBA D-League.



### T.R. DUNN

T.R. Dunn played 14 seasons in the NBA, spending time with the Portland Trailblazers, Denver Nuggets and Phoenix Suns. He was named to the NBA All-Defensive team three times (1983, 84, 85) and ranks second all-time in the Nuggets career steals ranks with 1,070. Dunn played in 993 career games and missed only six games from 1979-1988. Following his retirement, he has been successful in the coaching ranks, serving as an assistant with Denver, Charlotte, the Charlotte Sting of the WNBA, Sacramento and most recently was an assistant with the Houston Rockets. Dunn's defensive legacy as an NBA player included being regarded as one of the toughest defenders ever to guard Michael Jordan.



### LEON DOUGLAS

Leon Douglas was Alabama's first NBA first-round draft pick in 1976, when he was chosen by the Detroit Pistons fourth overall. Douglas played four seasons in Detroit, averaging double figures twice before signing and playing three seasons for the Kansas City Kings. Over his seven years in the NBA, Douglas averaged 9.6 points and 7.9 rebounds. After his NBA career, he played professionally in Europe.



### JIM FARMER

Jim Farmer was drafted in the first round of the 1987 draft by the Dallas Mavericks. He spent five seasons in the NBA, playing with the Mavericks, Utah Jazz, Seattle Supersonics, Philadelphia 76ers, Milwaukee Bucks and Denver Nuggets. He continued his playing career in the CBA in 1992 with the Birmingham Bandits, as one of that league's top players before returning to the NBA for a season split between Milwaukee and Denver. Farmer played in 136 career games and averaged 5.3 points per game.

## ALABAMA FORMER NBA CAPSULES

**ALONZO GEE**


Alonzo Gee spent parts of the 2016-17 season with the Denver Nuggets and New Orleans Pelicans. In addition to stints with the San Antonio Spurs (2010-11), Washington Wizards (2010-11) and Cleveland Cavaliers (2010-11, 2011-14), the Nugget is Gee's sixth NBA team. Gee went undrafted out of college and signed his first NBA contract with Washington on March 7, 2010. After stints with the Wizards and Spurs, Gee signed with Cleveland where he spent four seasons. Gee steadily improved throughout the time with the Cavaliers (2010-14). In 2010-11, Gee started 29 of the 40 games and averaged 24.3 minutes and 7.4 points. He bettered his numbers in 2011-12 by averaging 10.6 points and 5.1 rebounds per game, his highest averages since entering the league, in 29.0 minutes of action, with starts in 31 of 63 games. Gee had his best pro season in 2012-13, as he started all 82 contests while averaging 10.3 points, 3.9 rebounds and a career-best 31.0 minutes.

**RICHARD HENDRIX**

Richard Hendrix was selected in the second round of the 2008 NBA Draft by the Golden State Warriors. Hendrix was unable to secure a roster spot with the Warriors but became one of the top players in the NBA D-League with the Dakota Wizards, finishing second in the league in rebounding and earning league all-star honors. Following his season in the D-League and time spent on the Warriors summer league roster, Hendrix played in Spain's top professional league and earned rookie of the year honors in the league for 2010.

**BUCK JOHNSON**

Buck Johnson played 16 years of professional basketball, splitting time between the NBA and Europe. During his seven-year NBA career, he spent six years with the Houston Rockets and one with the Washington Bullets. In five of his seasons in Houston, Johnson helped lead the Rockets to the playoffs. Over the course of his NBA career, he scored 4,617 points, averaging 9.2 per game. During his time in Europe, Johnson was a perennial all-star.

**ROBERT HORRY**

Robert Horry's career is highlighted by seven NBA championships that he won with three different teams during his 16 years in the league. Horry became the second player in NBA history to win a championship with three different teams, including three with the Lakers (2000, 01, 02), two with the Rockets (1994, 95) and two with the Spurs (2005, 07). He participated in an NBA-record 244 career playoff games and set the record for most 3-point field goals in Finals history (40). Horry, drafted by the Houston Rockets, was the first Rockets rookie since Hakeem Olajuwon to average double figures in points.

**REGGIE KING**

Reggie King was drafted in the first round by the NBA's Kansas City Kings and played there for four years before wrapping up his career with two seasons in Seattle. For his career, King averaged 8.9 points per game and 6.2 rebounds in 438 total games. His second season in the league was his best, averaging 14.9 points and 9.7 rebounds in 81 total games. In 15 playoff games that year, King averaged 21.3 points and 9.9 rebounds per game.



## ALABAMA FORMER NBA CAPSULES



### ANTONIO MCDYESS

Antonio McDyess started his career with the Denver Nuggets after being traded by the Clippers on draft day. In his rookie season, McDyess earned a spot on the 1996 NBA All-Rookie First Team averaging 13.4 points and 7.5 rebounds per game. In 1999, he was named to the All-NBA Third-Team for that season. He earned a spot on the 2001 NBA All-Star Team and was a part of the gold-medal-winning U.S. Men's National Team at the 2000 Olympics in Sydney, Australia. After a five-year tenure with the Detroit Pistons, McDyess signed a free-agent contract with San Antonio in 2009. He played in his 1,000th career game on March 9, 2011, getting the start against his former team, the Detroit Pistons. McDyess was waived by the Spurs on Dec. 19, 2011, ending his 17-year career in the league.



### DERRICK MCKEY

Derrick McKey was drafted in the 1987 first round by the Seattle SuperSonics and in that initial season he was named to the NBA All-Rookie Team. He averaged double figures in scoring eight straight seasons, from 1988-89 to 1995-96. McKey was named to the NBA All-Defensive second-team in 1995 and 1996. He appeared in 142 career NBA playoff games and reached the NBA Finals in 2000 with the Indiana Pacers. By the end of his career, McKey had accumulated 10,266 total points across 15 seasons.



### EDDIE PHILLIPS

Eddie Phillips was drafted in the 1982 first round by the New Jersey Nets. He played 48 games in one season with the Nets, averaging 3.2 points and 1.6 rebounds to help the Larry Brown-coached Nets make a playoff appearance.



### JAMES ROBINSON

James Robinson was picked 21st overall in the 1993 draft by the Portland Trailblazers. Throughout his seven seasons in the NBA, Robinson spent time with Portland, the Minnesota Timberwolves, Los Angeles Clippers and Orlando Magic. In the 1996-97 season, he led the Timberwolves in three-point percentage (.382) and tied for the team-lead in three-pointers made (102). Robinson once scored 23 points in only 10 minutes in a game against the Cleveland Cavaliers (Dec. 30, 1996).



### ROY ROGERS

Roy Rogers' career was limited by a knee injury, but he still managed to see action with seven different NBA teams. In his 1996-97 rookie season with the Vancouver Grizzlies, Rogers led the team in blocked shots with 163. He ended his career in 2000, after spending time with Vancouver, the Boston Celtics, Toronto Raptors, Houston Rockets, Cleveland Cavaliers and Denver Nuggets. He also played four professional seasons in Europe from 2000-04, for teams in Russia, Italy, Greece and Poland.

## ALABAMA FORMER NBA CAPSULES

**LATRELL SPREWELL**

Latrell Sprewell remains Alabama's most accomplished NBA player, with 16,712 career points. In his rookie season, Sprewell was the first Warrior to total 1,000 points, 250 rebounds, 250 assists, 100 steals and 50 blocks in a season. During his time with the Warriors, he led the team in scoring four straight seasons including a career-high 24.2 points per game average during the 1996-97 season. At 23, Sprewell became the youngest player since Isaiah Thomas (1984) selected to the All-NBA first team. He also made the team in 1994. Sprewell was voted to four NBA All-Star teams (1994, 1995, 1997, 2001).

**ERIC WASHINGTON**

Eric Washington ranked fourth among NBA rookies in 1997-98 with 44 three-point shots made and fifth in three-point percentage (.321). In his first career NBA start, Washington scored what ended up being his career-high 22 points and had three rebounds against Seattle on Dec. 18, 1997. Washington spent time with the Orlando Magic, Denver Nuggets and Boston Celtics, finishing his career with a 6.9 points per game average.

**GERALD WALLACE**

Gerald Wallace was drafted at age 19 by the Sacramento Kings, making him the youngest player in the franchise's 62-year history. In 2002, his rookie year, Wallace placed second in the NBA Dunk Contest. He spent three seasons with the Kings before being selected by the Charlotte Bobcats in the 2004 Expansion Draft. As a member of the Bobcats, Wallace became the franchise's first NBA All-Star in 2010. Wallace was traded the next year to Portland, where he finished out the season averaging 15.8 points and 7.6 rebounds per game. Wallace played a total of 832 games for six teams (Sacramento, Charlotte, Boston, New Jersey, Brooklyn and Portland). He finished with career averages of 11.9 points, 5.8 rebounds and 2.1 assists, in 29.7 minutes per game.

**ENNIS WHATLEY**

Ennis Whatley originally was drafted in the first round by the Kansas City Kings but was traded that same day to the Chicago Bulls. He made his NBA debut with the Bulls in 1984. By the end of his career, Whatley had played for six teams. Of these six teams, one was the 1991-92 Western Conference champion Portland Trailblazers, who went on to lose the NBA Finals in six games versus Whatley's original team, the Chicago Bulls.

**MO WILLIAMS**

Mo Williams played with seven different teams during his 15-year NBA career (2003-16), highlighted by winning the 2016 NBA Championship with the Cleveland Cavaliers – the first title in franchise history. Williams was drafted in the second round by the Utah Jazz and played a total of 818 games, making 525 starts during his career. He played with the Utah Jazz (2003-04 and 2012-13), Milwaukee Bucks (2004-08), Cleveland Cavaliers (2008-11 and 2015-16), LA Clippers (2010-12), Portland Trailblazers (2013-14), Minnesota Timberwolves (2014-15) and Charlotte Hornets (2014-15) during his career. He would go on to score 10,759 points (13.2 ppg), dish out 3,990 assists (4.9 apg) and play a total of 23,872 minutes (29.2 mpg) during his illustrious career. During the 2008-09 season, Williams ranked third in the NBA in 3-point field goals made and fifth in free-throw percentage for the season while ranking second on the team in points per game and assists per game. He would go on to average double figures in 10 of the 15 seasons he played, before closing his career with the NBA title in 2016.



## ALABAMA AND USA BASKETBALL



In addition to producing top-level NBA talent, Alabama also has a strong history of preparing players for international competition. Former Crimson Tide standouts not only have played professionally overseas, but they also have represented the United States in international tournaments.


Crimson Tide players have participated with various national teams at Pan-American Games and the Olympics. Alabama coaching legend C.M. Newton served as president of USA Basketball from 1992-96 and was instrumental in the creation the "Dream Team" for the 1992 Summer Olympics.



**JaMYCHAL GREEN**  
2011 World University Games  
2008 U18 National Team



**KENNEDY WINSTON**  
2002 National Team Trials



**ANTONIO McDYESS**  
2000 Olympic Team - Gold Medalist




**C.M. NEWTON**  
1992-96 President - USA Basketball



**KIRA LEWIS JR.**  
2019 FIBA U-19 World Cup – Gold Medalist



**DERRICK McKEY**  
1986 National Team



**LEON DOUGLAS**  
1975 Pan-American Games



# POST SEASON RECORDS

## INSIDE

NCAA Results	164
NCAA Records	165
NCAA Box Scores	166-171
NIT Results	172
NIT Records	173
2022 NCAA Tournament Bracket	174



# POSTSEASON HISTORY

## NCAA APPEARANCES

1975	1994
1976	1995
1982	2002
1983	2003
1984	2004
1985	2005
1986	2006
1989	2012
1990	2018
1991	2021
1992	

## SWEET 16

1976	1990
1982	1991
1985	2004
1986	2021

## ELITE 8

2004

## NCAA TOURNAMENT RESULTS

### 2021 • NO. 2 SEED

Date	Round	Opponent	Seed	Location	W/L	UA	Opp.
March 20	Round of 64	Iona	15	Indianapolis, Ind.	W	68	55
March 22	Round of 32	Maryland	10	Indianapolis, Ind.	W	96	77
March 28	Sweet 16	UCLA	11	Indianapolis, Ind.	L	78	88

### 2018 • NO. 9 SEED

Date	Round	Opponent	Seed	Location	W/L	UA	Opp.
March 15	Round of 64	Virginia Tech	8	Pittsburgh, Pa.	W	86	83
March 17	Round of 32	Villanova*	1	Pittsburgh, Pa.	L	58	81

### 2012 • NO. 9 SEED

March 16	Round of 64	Creighton	8	Greensboro, N.C.	L	57	58
----------	-------------	-----------	---	------------------	---	----	----

### 2006 • NO. 10 SEED

March 16	Round of 64	Marquette	7	San Diego, Calif.	W	90	85
March 18	Round of 32	UCLA	2	San Diego, Calif.	L	59	62

### 2005 • NO. 5 SEED

March 17	Round of 64	UW-Milwaukee	12	Cleveland, Ohio	L	73	83
----------	-------------	--------------	----	-----------------	---	----	----

### 2004 • NO. 8 SEED

March 18	Round of 64	Southern Illinois	9	Seattle, Wash.	W	65	64
March 20	Round of 32	Stanford	1	Seattle, Wash.	W	70	67
March 25	Sweet 16	Syracuse	5	Phoenix, Ariz.	W	80	71
March 27	Elite 8	Connecticut*	2	Phoenix, Ariz.	L	71	87

### 2003 • NO. 10 SEED

March 21	Round of 64	Indiana	7	Boston, Mass.	L	62	67
----------	-------------	---------	---	---------------	---	----	----

### 2002 • NO. 2 SEED

March 14	Round of 64	Florida Atlantic	15	Greenville, S.C.	W	86	78
March 16	Round of 32	Kent State	10	Greenville, S.C.	L	58	71

### 1995 • NO. 5 SEED

March 16	Round of 64	Penn	12	Baltimore, Md.	W OT	91	85
March 18	Round of 32	Oklahoma State	4	Baltimore, Md.	L	52	66

### 1994 • NO. 9 SEED

March 17	Round of 64	Providence	8	Lexington, Ky.	W	76	70
March 19	Round of 32	Purdue	1	Lexington, Ky.	L	73	83

### 1992 • NO. 5 SEED

March 19	Round of 64	Stanford	12	Cincinnati, Ohio	W	80	75
March 21	Round of 32	North Carolina	4	Cincinnati, Ohio	L	55	64

### 1991 • NO. 4 SEED

March 15	Round of 64	Murray State	13	Atlanta, Ga.	W	89	79
March 17	Round of 32	Wake Forest	5	Atlanta, Ga.	W	96	88
March 21	Sweet 16	Arkansas	1	Charlotte, N.C.	L	70	93

### 1990 • NO. 7 SEED

March 16	Round of 64	Colorado State	10	Long Beach, Calif.	W	71	54
March 18	Round of 32	Arizona	2	Long Beach, Calif.	W	77	55
March 23	Sweet 16	Loyola Marymount	11	Oakland, Calif.	L	60	62

### 1989 • NO. 6 SEED

March 17	Round of 64	South Alabama	11	Atlanta, Ga.	L	84	86
----------	-------------	---------------	----	--------------	---	----	----

### 1986 • NO. 5 SEED

March 14	Round of 64	Xavier	12	Charlotte, N.C.	W	97	80
March 16	Round of 32	Illinois	4	Charlotte, N.C.	W	58	56
March 20	Sweet 16	Kentucky	1	Atlanta, Ga.	L	63	68

### 1985 • NO. 7 SEED

March 15	Round of 64	Arizona	10	Albuquerque, N.M.	W	50	41
March 17	Round of 32	VCU	2	Albuquerque, N.M.	W	63	59
March 22	Sweet 16	N.C. State	3	Denver, Colo.	L	55	61

### 1984 • NO. 9 SEED

March 16	Round of 64	Illinois State	8	Lincoln, Neb.	L	48	49
----------	-------------	----------------	---	---------------	---	----	----

### 1983 • NO. 6 SEED

March 17	Round of 64	Lamar	11	Houston, Texas	L	50	73
----------	-------------	-------	----	----------------	---	----	----

### 1982 • NO. 4 SEED

March 14	Round of 32	St. John's	5	Uniondale, N.Y.	W	69	68
March 19	Sweet 16	North Carolina *	1	Raleigh, N.C.	L	69	74

### 1976

March 13	Round of 32	North Carolina		Dayton, Ohio	W	79	64
March 18	Sweet 16	Indiana *		Baton Rouge, La.	L	69	74

### 1975

March 15	Round of 32	Arizona State		Tempe, Ariz.	L	94	97
----------	-------------	---------------	--	--------------	---	----	----

\* Eventual National Champion

## ALABAMA NCAA TOURNAMENT TEAM RECORDS

### POINTS

101	vs. New Orleans	March 14, 1987
97	vs. Xavier	March 14, 1986
96	vs. Maryland	March 22, 2021
96	vs. Wake Forest	March 17, 1991

### POINTS ALLOWED

103	by Providence	March 19, 1987
97	by Arizona State	March 15, 1975
88	two times, last by UCLA	March 28, 2021

### COMBINED POINTS

191	Arizona State 97, Alabama 94	March 15, 1975
185	Providence 103, Alabama 82	March 15, 1987
184	Alabama 96, Wake Forest 88	March 17, 1991

### FEWEST POINTS

48	vs. Illinois State	March 16, 1984
50	vs. Arizona	March 15, 1985
50	vs. Lamar	March 17, 1983

### FEWEST POINTS ALLOWED

41	by Arizona	March 15, 1985
49	by Illinois State	March 16, 1984
54	by Colorado State	March 16, 1990

### FIELD GOAL ATTEMPTS

83	vs. Arizona State	March 15, 1975
75	vs. Penn	March 16, 1995
72	vs. Wake Forest	March 17, 1991

### FIELD GOALS MADE

43	vs. Xavier	March 14, 1986
40	vs. New Orleans	March 14, 1987
40	vs. Arizona State	March 15, 1975

### FIELD GOAL PERCENTAGE

.727	vs. New Orleans	March 14, 1987
.672	vs. Xavier	March 14, 1986
.622	vs. Colorado State	March 16, 1990

### THREE-POINT ATTEMPTS

33	vs. Maryland	March 22, 2021
28	two times, last vs. UCLA	March 28, 2021
23	vs. Marquette	March 16, 2006
23	vs. Providence	March 19, 1987
23	vs. UW-Milwaukee	March 17, 2005

### THREE-POINTERS MADE

16	vs. Maryland	March 22, 2021
12	vs. Marquette	March 16, 2006
9	5x, last vs. Stanford	March 19, 1992

### THREE-POINT PERCENTAGE

.818	vs. North Carolina A&T (9-of-11)	March 12, 1987
.727	vs. Colorado State (8-of-11)	March 16, 1990
.636	vs. New Orleans (7-of-11)	March 14, 1987

### FREE THROWS ATTEMPTED

44	vs. Stanford	March 20, 2004
37	vs. St. John's	March 14, 1982
31	vs. Marquette	March 16, 2006

### FREE THROWS MADE

27	vs. Florida Atlantic	March 14, 2002
22	vs. Marquette	March 16, 2006
21	vs. Providence	March 19, 1987

### FREE THROW PERCENTAGE (MIN. 20 ATTS)

.900	vs. Florida Atlantic (27-of-30)	March 14, 2002
.875	vs. Providence (21-of-24)	March 19, 1987
.826	vs. Syracuse (19-of-23)	March 25, 2004

### REBOUNDS

53	vs. Arizona State	March 15, 1975
49	vs. North Carolina	March 13, 1976
46	vs. UCLA	March 28, 2021
40	vs. Maryland	March 22, 2021
40	vs. Arizona	March 18, 1990
40	vs. Loyola-Marymount	March 23, 1990

### ASSISTS

24	vs. Wake Forest	March 17, 1991
23	vs. Murray State	March 15, 1991
23	vs. Arizona	March 18, 1990

### BLOCKS

8	vs. Stanford	March 20, 2004
8	vs. Arizona State	March 15, 1997
7	vs. Penn	March 16, 1995
7	vs. Purdue	March 19, 1994
7	vs. VCU	March 17, 1985

### STEALS

13	vs. Loyola Marymount	March 23, 1990
11	vs. Syracuse	March 25, 2004
10	3x, last vs. Maryland	March 22, 2021

### PERSONAL FOULS

32	vs. Lamar	March 17, 1983
27	vs. North Carolina	March 19, 1982
26	vs. Providence	March 19, 1987

### COMBINED PERSONAL FOULS

56	vs. Arizona State	March 15, 1975
50	vs. Providence	March 19, 1987
50	vs. St. John's	March 14, 1982

### MARGIN OF VICTORY

25	Alabama 101, New Orleans 76	March 14, 1987
22	Alabama 77, Arizona 55	March 18, 1990
19	Alabama 96, Maryland 77	March 22, 2021
17	Alabama 71, Colorado State 54	March 16, 1990
17	Alabama 88, N.C. A&T 71	March 12, 1987

### MARGIN OF DEFEAT

23	Villanova 81, Alabama 58	March 17, 2018
23	Lamar 73, Alabama 50	March 17, 1983
23	Arkansas 93, Alabama 70	March 21, 1991
21	Providence 103, Alabama 82	March 19, 1987

## ALABAMA NCAA TOURNAMENT INDIVIDUAL RECORDS

### POINTS

39	Antonio McDyess vs. Penn	March 16, 1995
35	Leon Douglas vs. North Carolina	March 13, 1976
33	Mo Williams vs. Florida Atlantic	March 14, 2002

### FIELD GOAL ATTEMPTS

25	Michael Ansley vs. South Alabama	March 17, 1989
24	Antonio McDyess vs. Penn	March 16, 1995
23	Leon Douglas vs. North Carolina	March 13, 1976
23	James Robinson vs. North Carolina	March 21, 1992

### FIELD GOALS MADE

16	Antonio McDyess vs. Penn	March 16, 1995
16	Leon Douglas vs. North Carolina	March 13, 1976
12	Jim Farmer vs. N.C. A&T	March 12, 1987
12	Leon Douglas vs. Arizona State	March 15, 1975
12	Michael Ansley vs. South Alabama	March 17, 1989

### FIELD GOAL PERCENTAGE (MIN 10 ATTS)

.833	Derrick McKey vs. UNO (10-of-12)	March 14, 1987
.800	Terry Coner vs. UNO (8-of-10)	March 14, 1987
.800	Bobby Lee Hurt vs. VCU (8-of-10)	March 17, 1985

### THREE-POINT ATTEMPTS

13	James Robinson vs. North Carolina	March 21, 1992
11	Jean Felix vs. Marquette	March 16, 2006
10	Latrell Sprewell vs. Stanford	March 19, 1992

### THREE-POINTERS MADE

8	Jean Felix vs. Marquette	March 16, 2006
6	John Petty vs. Virginia Tech	March 15, 2018
6	Robert Horry vs. Colorado State	March 16, 1990
5	Jaden Shackelford vs. Maryland	March 22, 2021
5	Marvin Orange vs. Providence	March 17, 1994
5	Latrell Sprewell vs. Stanford	March 19, 1992
5	Gary Waites vs. Wake Forest	March 17, 1991

### THREE-POINT PERCENTAGE

1.000	Mo Williams vs. FAU (3-of-3)	March 14, 2002
.833	Gary Waites vs. Wake Forest (5-of-6)	March 17, 1991
.800	Jim Farmer vs. N.C. A&T (4-of-5)	March 12, 1987
.800	Ronald Steele vs. UW-Milwaukee (4-of-5)	March 17, 2005

### FREE THROW ATTEMPTS

15	Kennedy Winston vs. Stanford	March 20, 2004
14	Collin Sexton vs. Virginia Tech	March 15, 2018
14	Earnest Shelton vs. Stanford	March 20, 2004
14	Leon Douglas vs. Arizona State	March 15, 1975
13	Mo Williams vs. Florida Atlantic	March 14, 2002

### FREE THROWS MADE

12	Mo Williams vs. Florida Atlantic	March 14, 2002
11	Earnest Shelton vs. Stanford	March 20, 2004
10	Collin Sexton vs. Virginia Tech	March 15, 2018
10	Kennedy Winston vs. Stanford	March 20, 2004
10	Eddie Phillips vs. St. John's	March 14, 1982

### FREE THROW PERCENTAGE

1.000	E. Shelton vs. Syracuse (8-of-8)	March 25, 2004
1.000	L. Sprewell vs. Wake Forest (7-of-7)	March 17, 1991
1.000	E. Phillips vs. St. John's (10-of-10)	March 14, 1982
1.000	Jim Farmer vs. Providence (8-of-8)	March 19, 1987
1.000	D. McKey vs. N.C. A&T (8-of-8)	March 12, 1987

### REBOUNDS

21	Leon Douglas vs. Arizona State	March 15, 1975
19	Antonio McDyess vs. Penn	March 16, 1995
18	Antonio McDyess vs. Okla. State	March 18, 1995
13	James Sanders vs. Arizona	March 18, 1990
11	Jahvon Quinerly vs. Maryland	March 22, 2021
10	Gary Waites vs. Wake Forest	March 17, 1991
10	Terry Coner vs. Illinois	March 16, 1987

### BLOCKS

7	Leon Douglas vs. Arizona State	March 15, 1975
5	Derrick McKey vs. New Orleans	March 14, 1987

### STEALS

5	Mark Gottfried vs. N.C. A&T	March 12, 1987
5	Earnest Shelton vs. Syracuse	March 25, 2004
4	Artie Griffin vs. Providence	March 17, 1994
4	Anthony Murray vs. North Carolina	March 13, 1976
4	T.R. Dunn vs. Arizona State	March 15, 1975

### GAMES PLAYED

10	Terry Coner	1984-87
9	Robert Horry	1989-92
9	Jim Farmer	1985-87
9	Derrick McKey	1985-87
9	Mark Gottfried	1985-87



# POSTSEASON HISTORY

## ALABAMA NCAA TOURNAMENT BOX SCORES

### 1975 ARIZONA STATE 97 • ALABAMA 94 West Regional University Activities Center • Tempe, Ariz. March 15, 1975 (First Round)

ALABAMA	36	58	94
ARIZONA STATE	55	42	97

Player	FG	FT	REB	PTS	A	TO	B	S	MIN
T. Dunn	9-18	3-5	7	21	1	5	0	4	39
C. Russell	5-13	0-0	2	10	3	2	0	0	22
L. Douglas	12-21	5-14	21	29	2	6	7	1	39
C. Cleveland	8-19	2-2	13	18	3	6	0	1	38
A. Murray	2-3	4-5	4	8	4	5	0	2	29
R. Brown	3-8	0-1	3	6	4	0	0	1	21
J. Dill	1-2	0-2	1	2	2	0	0	0	12
Totals	40-83	14-29	53	94	19	24	8	9	200

	1st	2nd	Total
FG %	39%	57%	48%
FT %	54%	44%	48%

Player	FG	FT	REB	PTS	A	TO	B	S	MIN
M. Moon	5-5	0-0	2	10	3	2	0	1	29
L. Hollins	6-14	5-6	3	17	5	4	1	7	27
S. Lloyd	8-11	2-3	8	18	1	2	1	0	28
R. White	5-15	7-9	3	17	6	9	0	3	36
J. Schrader	5-9	3-3	11	13	3	1	0	2	37
G. Jackson	4-5	2-2	2	10	1	0	0	1	8
J. Holliman	4-6	0-2	6	8	1	1	0	1	17
N. Drayton	1-1	0-0	1	2	0	1	0	0	2
K. Wright	1-3	0-0	3	2	0	1	0	0	11
G. White	0-0	0-0	0	0	0	0	0	0	2
R. Taylor	0-0	0-0	0	0	1	0	0	0	3
Totals	39-69	19-25	41	97	21	21	2	15	200

	1st	2nd	Total
FG %	56%	57%	57%
FT %	73%	80%	76%

### 1976 ALABAMA 79 • NORTH CAROLINA 64 Midwest Regional Dayton Arena • Dayton, Ohio March 13, 1976 (First Round)

NORTH CAROLINA	28	36	64
ALABAMA	40	39	79

Player	FG	FT	REB	PTS	A	TO	B	S	MIN
Walter Davis	6-17	4-5	7	16	5	1	1	2	35
Tommy LaGarde	9-16	4-4	11	22	2	0	0	0	29
Mitch Kupchak	3-11	2-2	12	8	1	3	1	0	31
Phil Ford	1-5	0-0	2	2	3	5	0	3	28
John Kuester	3-8	0-0	1	6	5	4	0	2	33
Bruce Buckley	2-4	0-1	0	4	0	1	0	0	10
Dudley Bradley	1-5	0-0	0	2	3	2	0	0	9
Tom Zaliagiris	0-2	0-0	0	0	0	0	0	0	4
Dave Hanners	1-2	0-0	0	2	1	1	0	5	15
Woody Coley	0-1	0-0	0	0	0	0	1	0	2
Bill Chambers	1-2	0-0	0	2	0	0	0	0	3
Keith Valentine	0-0	0-0	0	0	0	0	0	1	1
Totals	27-73	10-12	36	64	21	17	2	13	200

	1st	2nd	Total
FG %	33%	40%	37%
FT %	100%	67%	83%

Player	FG	FT	REB	PTS	A	TO	B	S	MIN
Reggie King	6-11	1-2	11	13	1	4	0	0	36
Rickey Brown	4-12	0-0	7	8	3	6	0	1	38
Leon Douglas	16-23	3-5	17	35	1	5	3	0	37
T.R. Dunn	3-7	0-0	6	6	2	1	1	38	
Anthony Murray	3-6	7-12	1	13	4	4	0	4	34
Keith McCord	1-1	0-0	0	2	1	0	0	0	7
Greg McElveen	0-2	2-2	1	2	0	0	0	0	10
Totals	33-62	13-21	49	79	16	21	4	6	200

	1st	2nd	Total
FG %	58%	48%	53%
FT %	33%	73%	62%

### 1976 INDIANA 74 • ALABAMA 69 Sweet 16 Assembly Center • Baton Rouge, La. March 18, 1976 (Regional Semifinal)

ALABAMA	29	40	69
INDIANA	37	37	74

Player	FG	FT	REB	PTS	A	TO	B	S	MIN
Rickey Brown	3-7	1-2	5	7	0	2	0	0	25
Reggie King	2-6	0-0	6	4	0	3	1	0	25
Leon Douglas	5-16	2-6	7	12	3	3	2	0	39
Anthony Murray	7-11	1-2	7	15	4	3	0	2	38
T.R. Dunn	7-14	2-2	5	16	1	2	1	2	37
Keith McCord	5-9	1-2	3	11	0	1	0	0	25
Tommy Bonds	1-2	0-0	0	2	0	0	0	0	4
Greg McElveen	1-4	0-0	1	2	1	0	0	0	7
Totals	31-69	7-14	35	69	9	14	4	4	200

	1st	2nd	Total
FG %	33%	58%	45%
FT %	63%	33%	50%

Player	FG	FT	REB	PTS	A	TO	B	S	MIN
Tom Abernathy	2-6	4-5	6	8	3	1	0	0	40
Scott May	9-22	7-9	16	25	0	5	0	0	40
Kent Benson	7-11	1-2	5	15	3	3	1	0	33
Bob Wilkerson	6-12	2-2	12	14	4	7	0	0	40
Quinn Buckner	5-8	2-5	2	12	4	2	0	1	31
Wayne Radford	0-1	0-0	1	0	0	1	0	1	9
Jim Wishman	0-0	0-0	0	0	0	1	0	0	1
Rick Valavicius	0-0	0-1	0	0	0	0	0	0	6
Totals	29-60	16-24	44	74	14	20	1	2	200

	1st	2nd	Total
FG %	45%	55%	48%
FT %	60%	68%	67%

### 1982 ALABAMA 69 • ST. JOHN'S 68 No. 4 Seed East Regional Nassau Coliseum • Uniondale, N.Y. March 14, 1982 (First Round)

ST. JOHN'S	32	36	68
ALABAMA	41	28	69

Player	FG	FT	REB	PTS	A	TO	B	S	MIN
David Russell	6-11	5-5	7	17	2	6	0	0	36
Bill Goodwin	7-14	4-6	9	18	2	4	0	0	39
Jeff Allen	5-5	0-0	3	10	0	0	1	2	21
Bob Kelly	0-2	2-3	2	2	6	4	0	2	37
Chris Mullin	5-11	4-6	4	14	4	5	0	1	32
Bill Wennington	0-4	0-0	3	0	1	0	1	0	19
Ron Stewart	1-1	0-1	2	2	0	1	0	0	4
Kevin Williams	1-3	3-3	2	5	0	0	0	0	9
George Garrison	0-1	0-0	0	0	0	1	0	1	3
Totals	25-52	18-24	35	68	15	21	2	6	200

	1st	2nd	Total
FG %	42%	54%	48%
FT %	62%	91%	75%

Player	FG	FT	REB	PTS	A	TO	B	S	MIN
Cliff Windham	1-1	1-2	2	3	0	1	0	0	6
Eddie Phillips	3-10	10-10	8	16	0	3	0	0	37
Bobby Lee Hurt	1-4	6-8	2	8	2	1	3	1	18
Ennis Whatley	4-9	4-5	2	12	5	4	0	0	36
Mike Davis	4-8	1-3	1	9	0	1	0	0	39
Eric Richardson	2-5	3-4	1	7	2	1	0	2	29
Phillip Lockett	1-5	4-5	7	6	0	2	0	0	23
Terry Williams	4-6	0-0	5	8	1	1	0	1	12
Totals	20-48	20-37	21	69	10	14	3	4	200

	1st	2nd	Total
FG %	45%	37%	42%
FT %	83%	74%	78%

### 1982 NORTH CAROLINA 74 • ALABAMA 69 Sweet 16 Reynolds Coliseum • Raleigh, N.C. March 19, 1982 (Regional Semifinal)

ALABAMA	36	33	69
NORTH CAROLINA	41	33	74

Player	FG	FT	REB	PTS	A	TO	B	S	MIN
Cliff Windham	2-4	2-2	2	6	0	0	0	0	9
Eddie Phillips	7-9	2-4	2	16	0	1	0	0	20
Bobby Lee Hurt	6-8	0-0	8	12	0	1	1	0	30
Ennis Whatley	4-13	2-2	2	10	4	6	0	2	40
Mike Davis	3-6	1-2	1	7	1	1	0	0	34
Eric Richardson	5-7	0-0	0	10	6	4	0	0	36
Terry Williams	1-3	0-0	1	2	0	1	1	0	12
Phillip Lockett	1-3	4-6	5	6	0	0	0	0	19
Totals	29-53	11-16	27	69	11	11	2	2	200

	1st	2nd	Total
FG %	60%	50%	55%
FT %	60%	83%	69%

Player	FG	FT	REB	PTS	A	TO	B	S	MIN
Matt Doherty	5-9	6-6	2	16	3	0	0	0	35
James Worthy	4-11	8-8	8	16	3	3	0	0	35
Sam Perkins	5-8	5-7	5	15	1	1	0	1	39
Jimmy Black	6-7	2-4	2	14	6	4	0	0	39
Michael Jordan	3-6	5-5	3	11	3	2	0	1	33
Buzz Peterson	1-1	0-0	1	2	0	0	0	1	7
Jeb Barlow	0-0	0-0	1	0	0	0	0	0	3
Chris Brust	0-1	0-0	1	0	0	1	0	0	1
Jim Braddock	0-0	0-0	0	0	1	0	0	0	1
Warren Martin	0-0	0-0	0	0	0	1	0	0	1
Cecil Exum	0-0	0-0	0	0	0	0	0	0	1
Totals	24-43	26-31	25	74	17	12	0	3	200

	1st	2nd	Total
FG %	54%	60%	56%
FT %	92%	79%	84%

### 1983 LAMAR 73 • ALABAMA 50 No. 6 Seed Midwest Regional The Summit • Houston, Texas March 17, 1983 (First Round)

ALABAMA	28	22	50
LAMAR	32	41	73

Player	FG	FT	REB	PTS	A	TO	B	S	MIN
Buck Johnson	3-6	2-2	9	8	2	2	0	2	30
Cliff Windham	2-5	1-2	5	5	0	2	0	0	26
Bobby Lee Hurt	6-8	3-6	12	15	0	2	2	1	32
Ennis Whatley	4-14	2-2	4	10	6	5	0	0	36
Mike Davis	3-14	0-0	1	6	2	0	0	0	30
Eric Richardson	0-3	0-0	1	0	1	1	0	0	7
Vance Wheeler	0-4	0-0	1	0	2	1	0	0	6
Eddie Adams	1-1	0-0	1	2	0	0	0	0	2
Terry Williams	2-6	0-0	3	4	1	2	1	0	28
Mark Farmer	0-0	0-0	0	0	0	0	0	0	3
Totals	21-61	8-12	36	50	14	15	3	3	200

## ALABAMA NCAA TOURNAMENT BOX SCORES

### 1984 ILLINOIS STATE 49 • ALABAMA 48 No. 9 Seed Midwest Regional Bob Devaney Sports Center • Lincoln, Neb. March 16, 1984 (First Round)

ALABAMA	30	18	48	F					
ILLINOIS STATE	26	23	49	48					
ALABAMA	48								
Player	FG	FT	REB	PTS	A	TO	B	S	MIN
Buck Johnson	4-10	0-0	6	8	1	5	1	0	36
Terry Williams	8-11	0-0	4	16	4	1	0	0	40
Bobby Lee Hurt	7-10	2-2	2	16	2	1	0	0	39
Eric Richardson	3-10	0-0	1	6	3	3	0	2	40
Terry Coner	0-1	0-0	2	0	2	2	0	0	15
Darrell Neal	1-7	0-0	1	2	2	0	0	0	28
Mark Farmer	0-0	0-0	0	0	0	0	0	0	2
Totals	23-49	2-2	29	48	14	12	1	2	200
	1st	2nd	Total						
FG %	52%	41%	47%						
FT %	100%	0%	100%						

ILLINOIS STATE	49	23	48	F					
ILLINOIS STATE	49								
Player	FG	FT	REB	PTS	A	TO	B	S	MIN
Lou Stefanovic	4-11	0-0	2	8	0	1	0	2	28
Hank Cornley	5-13	0-0	6	10	1	3	0	0	40
Mark Zwart	3-5	0-0	11	6	2	3	0	0	34
Michael McKenney	5-11	0-0	2	10	5	2	1	1	36
Rickie Johnson	3-8	1-2	3	7	4	0	0	3	40
Brad Duncan	4-6	0-0	0	8	1	0	0	0	21
Bill Braksick	0-0	0-0	0	0	0	0	0	0	1
Totals	24-54	1-2	26	49	13	9	1	6	200
	1st	2nd	Total						
FG %	38%	55%	44%						
FT %	0%	50%	50%						

### 1985 ALABAMA 63 • VCU 59 The Pit • Albuquerque, N.M. March 17, 1985 (Second Round)

VCU	19	40	59	F					
ALABAMA	27	36	63	63					
VCU	59								
Player	FG	FT	REB	PTS	A	TO	B	S	MIN
Michael Brown	2-9	1-2	4	5	1	2	0	0	40
Neil Wake	0-1	1-3	7	1	0	0	0	0	22
Mike Schlegel	7-12	1-3	8	15	2	4	0	0	40
Calvin Duncan	5-16	1-3	8	11	1	1	0	0	37
Rolando Lamb	12-23	1-2	7	25	3	2	0	3	39
Bruce Allen	0-0	0-0	0	0	0	0	0	0	1
Robert Dickerson	1-2	0-0	0	2	0	0	0	1	14
Phil Stinnie	0-0	0-0	0	0	0	0	0	0	2
Alvin Robinson	0-0	0-0	0	0	0	0	0	0	5
Totals	27-63	5-13	34	59	7	9	0	4	200
	1st	2nd	Total						
FG %	35%	48%	43%						
FT %	43%	33%	38%						

ALABAMA	63	36	59	F					
ALABAMA	63								
Player	FG	FT	REB	PTS	A	TO	B	S	MIN
Buck Johnson	1-5	4-5	10	6	2	1	1	2	35
Derrick McKey	3-7	0-1	3	6	3	3	3	1	35
Bobby Lee Hurt	8-10	3-4	13	19	0	1	1	0	40
Mark Gottfried	3-8	4-4	5	10	0	4	1	0	20
Terry Coner	5-7	4-6	1	14	5	3	0	1	37
Jim Farmer	4-10	0-2	2	8	0	1	1	0	24
Darrell Neal	0-1	0-0	2	0	0	0	0	0	9
Totals	24-48	15-22	36	63	10	13	7	4	200
	1st	2nd	Total						
FG %	46%	55%	50%						
FT %	60%	71%	68%						

### 1986 ALABAMA 97 • XAVIER 80 No. 5 Seed • Southeast Regional Charlotte Coliseum • Charlotte, N.C. March 14, 1986 (First Round)

XAVIER	33	47	80	F					
ALABAMA	39	58	97	97					
XAVIER	80								
Player	FG	FT	REB	PTS	A	TO	B	S	MIN
Richie Harris	11-19	2-3	11	24	0	0	0	2	35
Walt McBride	4-8	0-0	4	8	1	3	0	1	36
Eddie Johnson	7-12	1-3	9	15	0	1	0	1	35
Ralph Lee	0-4	2-2	3	2	9	5	0	2	37
Byron Larkin	10-26	3-5	2	23	1	2	0	1	36
Kelly Williamson	1-1	0-0	1	2	0	0	0	0	2
Leroy Greenidge	1-4	0-0	0	2	1	0	0	0	8
Mike Ramey	1-1	0-0	0	2	1	0	0	0	1
Dexter Campbell	0-0	0-0	0	0	1	1	0	0	1
John Kelley	0-0	0-0	0	0	1	0	0	1	1
Andy Donnelley	1-2	0-0	3	2	0	1	1	0	7
Totals	36-77	8-13	36	80	15	14	1	8	200
	1st	2nd	Total						
FG %	42%	50%	47%						
FT %	57%	75%	62%						

ALABAMA	97	58	80	F					
ALABAMA	97								
Player	FG	FT	REB	PTS	A	TO	B	S	MIN
Jim Farmer	10-15	4-5	7	24	1	2	0	0	39
Buck Johnson	11-19	0-2	7	22	2	5	1	1	32
Derrick McKey	7-8	2-2	3	16	4	1	3	0	25
Mark Gottfried	3-6	0-0	0	6	2	1	0	1	20
Terry Coner	5-8	4-4	1	14	9	2	2	1	37
Gary White	0-0	0-0	0	0	0	0	0	0	1
James Jackson	1-2	1-2	0	3	1	1	0	2	11
Craig Dudley	1-1	0-0	0	2	0	0	0	0	6
Michael Ansley	5-8	0-0	9	10	0	2	0	0	29
Totals	43-64	11-15	32	97	19	14	6	5	200
	1st	2nd	Total						
FG %	56%	80%	67%						
FT %	100%	71%	73%						

### 1985 ALABAMA 50 • ARIZONA 41 No. 7 Seed West Regional The Pit • Albuquerque, N.M. March 15, 1985 (First Round)

ARIZONA	17	24	41	F					
ALABAMA	19	31	50	50					
ARIZONA	41								
Player	FG	FT	REB	PTS	A	TO	B	S	MIN
Eddie Smith	2-11	5-6	6	9	2	2	1	1	38
Morgan Taylor	0-5	4-6	6	4	0	1	0	0	26
Pete Williams	3-11	4-5	7	10	1	3	1	3	40
Brock Brunkhorst	2-6	0-0	2	4	3	2	0	1	31
Steve Kerr	4-8	0-0	5	8	0	2	0	0	40
Craig McMiggan	4-6	0-2	1	8	1	2	0	1	25
Totals	5-48	13-19	29	41	7	12	2	6	200
	1st	2nd	Total						
FG %	33%	27%	29%						
FT %	83%	62%	68%						

ALABAMA	50	31	41	F					
ALABAMA	50								
Player	FG	FT	REB	PTS	A	TO	B	S	MIN
Buck Johnson	5-6	2-4	5	12	2	3	0	0	36
Derrick McKey	0-2	0-0	3	0	2	2	2	1	27
Bobby Lee Hurt	5-7	4-9	6	14	0	2	2	2	38
Mark Gottfried	1-3	2-2	2	4	0	1	0	0	22
Terry Coner	2-7	6-6	4	10	5	4	0	1	38
Jim Farmer	4-7	0-0	4	8	0	2	0	0	23
Darrell Neal	1-7	0-0	1	2	0	1	0	0	16
Totals	18-36	14-21	32	50	9	15	4	4	200
	1st	2nd	Total						
FG %	53%	47%	50%						
FT %	25%	76%	67%						

### 1985 N.C. STATE 61 • ALABAMA 55 Sweet 16 McNichols Arena • Denver, Colo. March 22, 1985 (Regional Semifinal)

ALABAMA	27	28	55	F					
N.C. STATE	27	34	61	61					
ALABAMA	55								
Player	FG	FT	REB	PTS	A	TO	B	S	MIN
Buck Johnson	7-11	2-5	14	16	2	2	1	0	38
Derrick McKey	3-8	0-0	4	6	1	0	1	0	32
Bobby Lee Hurt	4-9	1-3	5	9	0	0	1	0	39
Mark Gottfried	1-6	0-0	0	2	2	0	0	0	23
Terry Coner	6-10	6-10	4	18	4	5	0	2	33
Jim Farmer	2-4	0-0	1	4	3	3	0	1	25
Darrell Neal	0-2	0-0	0	0	0	1	0	0	9
Mark Farmer	0-0	0-0	0	0	0	0	0	0	1
Totals	23-50	9-18	37	55	12	11	3	3	200
	1st	2nd	Total						
FG %	50%	42%	46%						
FT %	20%	62%	50%						

N.C. STATE	61	34	55	F					
N.C. STATE	61								
Player	FG	FT	REB	PTS	A	TO	B	S	MIN
Russell Pierre	2-4	4-5	6	8	0	1	0	1	29
Lorenzo Charles	5-11	4-6	6	14	3	0	0	0	35
Cozell McQueen	2-5	0-0	4	4	0	1	0	1	25
Anthony Webb	5-12	4-6	4	14	5	2	0	1	38
Nate McMillian	0-2	2-6	5	2	4	3	0	1	22
Bennie Bolton	4-8	3-4	1	11	1	2	1	1	30
Terry Gannon	4-4	0-0	0	8	2	1	0	0	14
Ernie Myers	0-1	0-0	0	0	0	0	0	0	6
John Thompson	0-0	0-0	0	0	0	0	0	0	1
Totals	22-47	17-27	31	61	15	10	1	5	200
	1st	2nd	Total						
FG %	44%	50%	47%						
FT %	50%	68%	63%						

### 1986 ALABAMA 58 • ILLINOIS 56 Charlotte Coliseum • Charlotte, N.C. March 16, 1986 (Second Round)

ILLINOIS	24	32	56	F					
ALABAMA	33	25	58	58					
ILLINOIS	56								
Player	FG	FT	REB	PTS	A	TO	B	S	MIN
Efrem Winters	0-5	0-0	7	0	5	1	1	1	32
Anthony Welch	7-14	0-0	8</						

# POSTSEASON HISTORY

## ALABAMA NCAA TOURNAMENT BOX SCORES

**1986**  
**KENTUCKY 68 • ALABAMA 63**  
 Sweet 16  
 The Omni • Atlanta, Ga.  
 March 20, 1986 (Regional Semifinal)

<b>ALABAMA</b>	<b>28</b>	<b>35</b>	<b>63</b>
<b>KENTUCKY</b>	<b>32</b>	<b>36</b>	<b>68</b>

<b>ALABAMA</b>											63
Player	FG	FT	REB	PTS	A	TO	B	S	MIN		
Jim Farmer	3-9	1-2	4	7	0	1	0	1	36		
Buck Johnson	6-14	4-4	9	16	0	5	0	2	40		
Derrick McKey	4-8	4-4	12	12	1	0	1	0	40		
Mark Gottfried	1-3	0-0	2	2	0	1	0	0	18		
Terry Coner	7-12	6-7	4	20	4	2	0	2	38		
James Jackson	1-4	1-2	1	3	0	2	1	0	16		
Michael Ansley	1-3	1-2	1	3	0	0	1	1	11		
Craig Dudley	0-1	0-0	0	0	0	0	0	0	1		
Totals	23-54	17-21	34	63	5	11	3	6	200		

	1st	2nd	Total
FG %	48%	37%	43%
FT %	50%	88%	81%

<b>KENTUCKY</b>											68
Player	FG	FT	REB	PTS	A	TO	B	S	MIN		
Winston Bennett	6-11	2-4	12	14	1	2	0	0	39		
Kenny Walker	9-19	4-4	7	22	1	4	3	2	40		
James Blackmon	5-7	1-4	3	11	0	0	0	0	35		
Ed Davender	4-8	5-6	3	13	2	2	0	2	24		
Roger Harden	1-4	0-1	1	2	9	2	0	1	37		
Cedrick Jenkins	2-3	2-2	4	6	1	0	0	0	23		
Richard Madison	0-0	0-0	0	0	0	1	0	0	2		
Totals	27-52	14-21	30	68	14	11	3	5	200		

	1st	2nd	Total
FG %	54%	50%	52%
FT %	100%	63%	67%

**1987**  
*Appearance later vacated by NCAA ruling*  
**ALABAMA 88 • NORTH CAROLINA A&T 71**  
 No. 2 Seed  
 Southeast Regional  
 Birmingham-Jefferson Civic Center • Birmingham, Ala.  
 March 12, 1987 (First Round)

<b>NORTH CAROLINA A&amp;T</b>	<b>27</b>	<b>44</b>	<b>71</b>
<b>ALABAMA</b>	<b>37</b>	<b>51</b>	<b>88</b>

<b>NORTH CAROLINA A&amp;T</b>											71
Player	MIN	FG	3FG	FT	REB	PTS					
Claude Williams	38	10-14	0-0	5-8	7	25					
Carlton Becton	11	0-2	0-0	0-0	2	0					
Lee Robinson	30	2-5	0-0	1-2	4	5					
Thomas Griffis	40	4-15	2-6	3-3	3	13					
George Cale	37	8-13	0-0	0-0	4	16					
Corvin Davis	28	3-13	0-5	2-2	4	8					
Kenny Cox	13	1-5	0-0	2-4	5	4					
Travis Mcrae	3	0-0	0-0	0-0	0	0					
Totals	200	28-67	2-12	13-19	34	71					

	1st	2nd	Total
FG %	44%	39%	41%
FT %	0%	68%	68%

<b>ALABAMA</b>											88
Player	MIN	FG	3FG	FT	REB	PTS					
Jim Farmer	37	12-17	4-5	1-1	1	29					
Michael Ansley	31	2-5	0-0	2-3	5	6					
Derrick McKey	37	8-14	1-1	8-8	14	24					
Mark Gottfried	28	3-5	2-3	0-0	2	8					
Terry Coner	30	1-3	0-0	0-0	4	2					
James Jackson	20	3-4	2-2	2-2	1	10					
Keith Askins	12	2-5	0-0	2-2	2	6					
Bill Devaughn	4	1-2	0-0	0-0	1	2					
Rob Cornegy	1	0-0	0-0	0-0	0	0					
Totals	200	32-55	9-11	15-16	32	88					

	1st	2nd	Total
FG %	55%	60%	58%
FT %	80%	100%	93%

**1987**  
**ALABAMA 101 • NEW ORLEANS 76**  
 Birmingham-Jefferson Civic Center • Birmingham, Ala.  
 March 14, 1987 (Second Round)

<b>NEW ORLEANS</b>	<b>39</b>	<b>37</b>	<b>76</b>
<b>ALABAMA</b>	<b>58</b>	<b>43</b>	<b>101</b>

<b>NEW ORLEANS</b>											76
Player	FG	3FG	FT	REB	PTS	A	TO	B	S	MIN	
Sam Jones	2-4	0-1	0-0	2	4	0	1	0	1	18	
Ronnie Grandison	6-13	0-0	6-7	6	18	0	2	0	4	36	
Mike Smith	0-3	0-0	0-0	3	0	0	1	2	0	10	
Gabe Corchiani	4-6	2-3	1-1	3	11	5	3	0	1	20	
Ledell Eackles	5-13	3-7	3-6	1	16	1	1	0	0	36	
Willie Richardson	3-4	0-0	0-0	1	6	2	0	0	1	18	
Eric Coleman	1-3	0-1	1-2	0	3	0	1	0	0	9	
Elden Irving	1-2	0-1	1-2	1	3	0	2	0	0	11	
David Hodo	0-1	0-1	4-4	1	4	0	1	0	0	6	
Terrance Bellock	2-4	0-0	4-6	2	8	2	0	0	2	18	
Damon Vance	1-2	0-0	1-2	2	3	0	0	0	0	6	
Totals	25-56	5-14	21-30	25	76	10	12	2	9	200	

	1st	2nd	Total
FG %	46%	43%	45%
3FG %	67%	13%	36%
FT %	69%	71%	70%

<b>ALABAMA</b>											101
Player	FG	3FG	FT	REB	PTS	A	TO	B	S	MIN	
Jim Farmer	6-13	2-3	5-5	6	19	2	2	0	1	36	
Michael Ansley	2-3	0-0	0-0	5	4	0	2	0	0	16	
Derrick McKey	10-12	0-0	6-6	4	26	4	2	5	2	35	
Mark Gottfried	7-9	4-6	2-2	1	20	0	6	0	1	33	
Terry Coner	8-10	0-1	1-2	1	17	7	2	0	0	30	
James Jackson	4-5	1-1	0-1	3	9	0	0	0	1	17	
Keith Askins	3-3	0-0	0-1	6	6	1	1	0	0	23	
Bill Devaughn	0-0	0-0	0-0	0	0	1	0	0	0	5	
Rob Cornegy	0-0	0-0	0-2	0	0	0	0	1	0	5	
Totals	40-55	7-11	14-19	27	101	15	15	6	5	200	

	1st	2nd	Total
FG %	73%	72%	73%
3FG %	67%	60%	64%
FT %	91%	50%	74%

**1987**  
**PROVIDENCE 103 • ALABAMA 82**  
 Sweet 16  
 Freedom Hall • Louisville, Ky.  
 March 19, 1987 (Regional Semifinal)

<b>ALABAMA</b>	<b>41</b>	<b>41</b>	<b>82</b>
<b>PROVIDENCE</b>	<b>49</b>	<b>54</b>	<b>103</b>

<b>ALABAMA</b>											82
Player	FG	3FG	FT	REB	PTS	A	TO	B	S	MIN	
Jim Farmer	7-19	2-9	8-8	1	24	3	1	0	2	36	
Michael Ansley	6-9	0-0	2-2	6	14	0	1	0	0	31	
Derrick McKey	3-6	0-1	5-5	4	11	2	0	1	1	37	
Mark Gottfried	5-10	4-9	0-2	3	14	1	4	0	0	27	
Terry Coner	5-7	0-0	2-3	2	14	4	5	0	0	33	
James Jackson	1-5	1-2	4-4	2	7	0	0	0	1	22	
Keith Askins	0-3	0-2	0-0	3	0	0	0	0	2	14	
Totals	27-59	7-23	21-24	23	82	10	11	1	6	200	

	1st	2nd	Total
FG %	64%	32%	46%
3FG %	50%	20%	30%
FT %	100%	84%	88%

<b>PROVIDENCE</b>											103
Player	FG	3FG	FT	REB	PTS	A	TO	B	S	MIN	
David Kipfer	3-5	0-0	3-5	1	9	1	1	0	0	25	
Ernie Lewis	3-6	3-6	0-0	3	9	3	2	0	0	28	
Steve Wright	7-9	0-0	1-1	5	15	0	2	1	0	24	
Delray Brooks	7-11	5-8	4-5	7	23	3	1	0	2	36	
Billy Donovan	6-7	5-6	9-10	3	26	10	3	0	1	30	
Jack Duda	0-1	0-0	0-0	3	0	0	2	0	0	16	
Carlton Screen	1-2	0-0	0-1	0	2	4	2	0	0	14	
Marty Conlon	1-1	0-0	4-4	4	6	2	0	0	0	14	
Jay Smedeker	0-0	0-0	0-0	1	0	0	0	0	0	1	
Darryl Wright	5-6	1-2	2-4	2	13	0	0	0	0	12	
Totals	33-48	14-22	23-30	33	103	24	13	1	3	200	

	1st	2nd	Total
FG %	67%	71%	69%
3FG %	69%	56%	64%
FT %	57%	83%	77%

**1989**  
**SOUTH ALABAMA 86 • ALABAMA 84**  
 No. 6 Seed  
 Southeast Regional  
 The Omni • Atlanta, Ga.  
 March 17, 1989 (First Round)

<b>ALABAMA</b>	<b>49</b>	<b>35</b>	<b>84</b>
<b>SOUTH ALABAMA</b>	<b>33</b>	<b>53</b>	<b>86</b>

<b>ALABAMA</b>											84
Player	FG	3FG	FT	REB	PTS	A	TO	B	S	MIN	
Robert Horry	2-3	1-1	2-2	6	7	3	0	0	0	26	
Michael Ansley	12-25	0-0	1-2	8	25	3	1	0	1	35	
David Benoit	2-3	0-0	2-2	8	6	1	1	0	0	24	
Gary Waites	7-13	1-3	2-4	6	17	7	3	0	1	34	
Alvin Lee	8-16	2-4	0-0	0	18	2	3	0	0	40	
Keith Askins	5-8	1-2	0-0	5	11	1	0	0	1	23	
Melvin Cheatum	0-2	0-0	0-0	1	0	3	0	0	0	7	
Marcus Webb	0-0	0-0	0-0	0	0	0	0	0	0	2	
Totals	36-71	5-11	7-10	38	84	20	8	0	3	200	

	1st	2nd	Total
FG %	57%	44%	51%
3FG %	43%	50%	46%
FT %	80%	60%	70%



## ALABAMA NCAA TOURNAMENT BOX SCORES

**1990**  
**ALABAMA 77 • ARIZONA 55**  
Long Beach Arena • Long Beach, Calif.  
March 16, 1990 (Second Round)

<b>ARIZONA</b>	<b>33</b>	<b>22</b>	<b>F</b>
<b>ALABAMA</b>	<b>38</b>	<b>39</b>	<b>77</b>

<b>ARIZONA</b>											<b>55</b>
<b>Player</b>	<b>FG</b>	<b>3FG</b>	<b>FT</b>	<b>REB</b>	<b>PTS</b>	<b>A</b>	<b>TO</b>	<b>B</b>	<b>S</b>	<b>MIN</b>	
Brian Williams	0-3	2-5	0-0	2	0	0	2	0	0	14	
Jud Buechler	2-8	0-2	2-3	11	6	3	4	1	0	39	
Ed Stokes	5-6	0-0	7-10	5	17	0	2	2	0	37	
Matt Othick	1-7	1-6	2-2	2	5	5	4	0	1	33	
Matt Muehlebach	6-15	4-11	0-0	2	16	5	1	0	3	39	
Casey Schmidt	0-0	0-0	0-0	1	0	0	0	0	0	2	
Wayne Womack	0-0	0-0	0-0	0	0	0	0	0	0	11	
Sean Rooks	5-8	0-0	1-2	2	11	0	2	1	0	25	
<b>Totals</b>	<b>19-47</b>	<b>5-19</b>	<b>12-17</b>	<b>27</b>	<b>55</b>	<b>13</b>	<b>15</b>	<b>4</b>	<b>4</b>	<b>200</b>	

	<b>1st</b>	<b>2nd</b>	<b>Total</b>
<b>FG %</b>	52%	29%	40%
<b>3FG %</b>	44%	10%	26%
<b>FT %</b>	63%	78%	71%

<b>ALABAMA</b>											<b>77</b>
<b>Player</b>	<b>FG</b>	<b>3FG</b>	<b>FT</b>	<b>REB</b>	<b>PTS</b>	<b>A</b>	<b>TO</b>	<b>B</b>	<b>S</b>	<b>MIN</b>	
Robert Horry	3-7	2-5	0-0	8	8	3	1	0	0	26	
Melvin Cheatum	5-13	0-0	2-2	5	12	1	4	0	0	26	
David Benoit	9-13	0-0	2-2	13	20	1	3	0	0	36	
Gary Waites	3-4	2-2	2-3	2	10	2	0	0	1	23	
James Sanders	5-11	0-2	2-2	2	12	13	2	0	0	36	
Kenneth Rice	0-1	0-1	0-0	0	0	0	0	0	0	1	
Ernest Brown	0-1	0-1	0-0	1	0	0	0	0	0	1	
Bryant Lancaster	0-0	0-0	0-0	1	0	0	0	0	0	1	
Darby Rich	0-0	0-0	0-0	0	0	0	0	0	0	1	
Marcus Campbell	0-0	0-0	1-2	1	1	0	0	0	0	2	
Keith Askins	3-8	2-6	2-4	1	10	3	1	0	0	28	
Marcus Webb	2-5	0-0	0-4	4	4	0	1	0	0	19	
<b>Totals</b>	<b>30-63</b>	<b>6-17</b>	<b>11-15</b>	<b>40</b>	<b>77</b>	<b>23</b>	<b>12</b>	<b>0</b>	<b>1</b>	<b>200</b>	

	<b>1st</b>	<b>2nd</b>	<b>Total</b>
<b>FG %</b>	44%	54%	48%
<b>3FG %</b>	40%	29%	35%
<b>FT %</b>	0%	76%	76%

**1990**  
**LOYOLA MARYMOUNT 62 • ALABAMA 60**  
Sweet 16  
Oakland-Alameda County Coliseum • Oakland, Calif.  
March 23, 1990 (Regional Semifinal)

<b>ALABAMA</b>	<b>21</b>	<b>39</b>	<b>F</b>
<b>LOYOLA MARYMOUNT</b>	<b>22</b>	<b>40</b>	<b>62</b>

<b>ALABAMA</b>											<b>60</b>
<b>Player</b>	<b>FG</b>	<b>3FG</b>	<b>FT</b>	<b>REB</b>	<b>PTS</b>	<b>A</b>	<b>TO</b>	<b>B</b>	<b>S</b>	<b>MIN</b>	
Robert Horry	8-16	0-3	5-7	5	21	3	8	3	2	36	
Melvin Cheatum	10-18	0-0	1-2	9	21	1	2	2	1	36	
David Benoit	2-5	0-0	0-0	5	4	0	0	1	0	20	
Gary Waites	1-1	1-1	0-0	2	3	3	3	1	0	39	
James Sanders	3-7	0-3	2-3	5	8	5	0	0	0	40	
Keith Askins	1-4	0-0	1-2	9	3	1	6	2	0	28	
Marcus Webb	0-0	0-0	0-0	0	0	0	0	0	0	1	
<b>Totals</b>	<b>25-51</b>	<b>1-7</b>	<b>9-14</b>	<b>40</b>	<b>60</b>	<b>13</b>	<b>24</b>	<b>9</b>	<b>3</b>	<b>200</b>	

	<b>1st</b>	<b>2nd</b>	<b>Total</b>
<b>FG %</b>	32%	65%	49%
<b>3FG %</b>	0%	25%	14%
<b>FT %</b>	83%	50%	64%

<b>LOYOLA MARYMOUNT</b>											<b>62</b>
<b>Player</b>	<b>FG</b>	<b>3FG</b>	<b>FT</b>	<b>REB</b>	<b>PTS</b>	<b>A</b>	<b>TO</b>	<b>B</b>	<b>S</b>	<b>MIN</b>	
Bo Kimble	9-25	1-5	0-0	6	19	0	2	0	4	38	
Per Stumer	3-8	1-4	0-0	12	7	2	2	0	1	35	
Knight	0-2	0-0	0-0	3	0	1	0	1	0	16	
Walker	0-5	0-0	0-0	0	0	1	1	0	1	18	
Fryer	4-13	3-10	2-2	7	13	2	0	0	4	36	
Peabody	3-6	0-1	1-2	5	7	1	3	0	2	25	
Terrell Lowery	6-15	2-8	2-5	3	16	1	2	0	1	27	
Scott	0-0	0-0	0-0	0	0	0	0	0	0	5	
<b>Totals</b>	<b>25-74</b>	<b>7-28</b>	<b>5-9</b>	<b>39</b>	<b>62</b>	<b>8</b>	<b>10</b>	<b>1</b>	<b>13</b>	<b>200</b>	

	<b>1st</b>	<b>2nd</b>	<b>Total</b>
<b>FG %</b>	30%	36%	34%
<b>3FG %</b>	17%	31%	25%
<b>FT %</b>	100%	43%	56%

**1991**  
**ALABAMA 89 • MURRAY STATE 79**  
No. 4 Seed • Southeast Regional  
The Omni • Atlanta, Ga.  
March 15, 1991 (First Round)

<b>MURRAY STATE</b>	<b>30</b>	<b>49</b>	<b>F</b>
<b>ALABAMA</b>	<b>46</b>	<b>43</b>	<b>89</b>

<b>MURRAY STATE</b>											<b>79</b>
<b>Player</b>	<b>FG</b>	<b>3FG</b>	<b>FT</b>	<b>REB</b>	<b>PTS</b>	<b>A</b>	<b>TO</b>	<b>B</b>	<b>S</b>	<b>MIN</b>	
Greg Coble	9-16	4-8	0-0	5	22	4	5	0	1	38	
John Jackson	6-10	0-0	0-0	7	12	1	3	0	1	33	
Popeye Jones	5-16	0-1	1-4	8	11	6	2	2	1	36	
Paul King	6-13	3-9	10-12	3	25	0	2	1	3	38	
Frank Allen	2-14	0-5	0-0	0	4	3	2	0	3	30	
Cedric Gumm	10-1	0-0	3-4	4	3	1	0	0	0	10	
Donald Overstreet	0-0	0-0	0-0	1	0	0	0	0	0	3	
Scott Sivilis	0-1	0-0	2-2	1	2	1	0	0	1	3	
Doug Gold	0-0	0-0	0-0	1	2	0	0	0	0	1	
<b>Totals</b>	<b>28-72</b>	<b>7-23</b>	<b>16-22</b>	<b>42</b>	<b>79</b>	<b>16</b>	<b>15</b>	<b>3</b>	<b>10</b>	<b>200</b>	

	<b>1st</b>	<b>2nd</b>	<b>Total</b>
<b>FG %</b>	31%	46%	39%
<b>3FG %</b>	30%	31%	30%
<b>FT %</b>	71%	73%	73%

<b>ALABAMA</b>											<b>89</b>
<b>Player</b>	<b>FG</b>	<b>3FG</b>	<b>FT</b>	<b>REB</b>	<b>PTS</b>	<b>A</b>	<b>TO</b>	<b>B</b>	<b>S</b>	<b>MIN</b>	
Robert Horry	8-12	3-5	2-3	5	21	3	0	2	2	27	
Latrell Sprewell	5-7	1-2	1-2	9	12	2	2	1	3	34	
Melvin Cheatum	11-15	0-0	1-2	9	23	2	4	0	3	34	
Gary Waites	3-8	0-5	0-0	5	6	9	2	0	0	30	
Bryant Lancaster	0-3	0-0	0-0	2	0	4	1	0	0	21	
James Robinson	6-11	3-4	0-0	1	15	1	2	0	1	16	
Marcus Webb	2-3	0-0	1-2	3	5	1	2	0	0	14	
Marcus Jones	3-5	0-0	0-0	3	5	1	1	0	0	13	
Marcus Campbell	0-1	0-0	0-0	1	0	0	0	0	0	7	
Darby Rich	0-0	0-0	0-0	0	0	0	0	0	0	2	
Kenneth Rice	0-1	0-0	1-2	0	1	0	2	0	0	2	
<b>Totals</b>	<b>38-66</b>	<b>7-16</b>	<b>6-11</b>	<b>38</b>	<b>89</b>	<b>23</b>	<b>16</b>	<b>3</b>	<b>9</b>	<b>200</b>	

	<b>1st</b>	<b>2nd</b>	<b>Total</b>
<b>FG %</b>	61%	52%	58%
<b>3FG %</b>	44%	43%	44%
<b>FT %</b>	50%	57%	55%

**1991**  
**ALABAMA 96 • WAKE FOREST 88**  
The Omni • Atlanta, Ga.  
March 17, 1991 (Second Round)

<b>WAKE FOREST</b>	<b>45</b>	<b>43</b>	<b>F</b>
<b>ALABAMA</b>	<b>48</b>	<b>48</b>	<b>96</b>

<b>WAKE FOREST</b>											<b>88</b>
<b>Player</b>	<b>FG</b>	<b>3FG</b>	<b>FT</b>	<b>REB</b>	<b>PTS</b>	<b>A</b>	<b>TO</b>	<b>B</b>	<b>S</b>	<b>MIN</b>	
Anthony Tucker	2-3	0-0	1-3	5	5	3	1	0	0	28	
Chris King	13-22	0-1	3-6	4	29	5	2	1	1	37	
Rodney Rogers	8-12	0-1	0-0	12	16	4	5	0	0	39	
Derrick McQueen	4-8	1-2	0-0	4	9	7	0	0	0	38	
Robert Siler	4-7	1-3	2-2	1	11	1	0	0	1	29	
Trelonnie Owens	2-2	0-0	0-0	2	4	1	3	0	0	5	
Randolph Childress	5-10	1-5	3-3	0	14	6	2	0	1	23	
Tom Wise	0-0	0-0	0-0	0	0	0	0	0	0	1	
<b>Totals</b>	<b>38-64</b>	<b>3-12</b>	<b>9-14</b>	<b>31</b>	<b>88</b>	<b>27</b>	<b>13</b>	<b>1</b>	<b>3</b>	<b>200</b>	

	<b>1st</b>	<b>2nd</b>	<b>Total</b>
<b>FG %</b>	65%	55%	59%
<b>3FG %</b>	33%	22%	25%

# POSTSEASON HISTORY

## ALABAMA NCAA TOURNAMENT BOX SCORES

**2005**  
**MILWAUKEE 83, ALABAMA 73**  
 No. 5 Seed  
 Wolstein Center • Cleveland, Ohio  
 March 17, 2005 (First Round)

<b>ALABAMA</b>	<b>32</b>	<b>41</b>	<b>73</b>
<b>UW-MILWAUKEE</b>	<b>45</b>	<b>38</b>	<b>83</b>

Player	FG	3FG	FT	REB	PT	A	TO	B	S	MIN
ALABAMA	73									
Player	FG	3FG	FT	REB	PT	A	TO	B	S	MIN
Chuck Davis	3-5	0-0	4-4	7	10	0	3	2	0	37
Kennedy Winston	7-16	1-5	5-6	4	20	4	5	0	0	37
Jermareo Davidson	4-4	0-0	0-2	10	8	1	2	1	1	31
Earnest Shelton	5-11	2-7	1-2	5	13	4	2	0	1	35
Ronald Steele	5-7	4-5	2-2	3	16	8	3	0	0	40
Evan Brock	0-1	0-0	0-0	1	0	0	1	0	0	6
Jean Felix	2-6	2-6	0-0	2	6	0	3	0	1	13
Justin Jonus	0-0	0-0	0-0	0	0	0	0	0	0	1
Totals	26-50	9-23	12-16	34	73	17	19	3	3	200

	1st	2nd	Total
FG %	55%	50%	52%
3FG %	33%	41%	39%
FT %	86%	67%	75%

Player	FG	3FG	FT	REB	PT	A	TO	B	S	MIN
UW-MILWAUKEE	83									
Player	FG	3FG	FT	REB	PT	A	TO	B	S	MIN
Joah Tucker	6-12	1-3	8-14	4	21	3	2	0	1	33
Adrian Tigert	4-4	2-2	0-0	7	10	4	0	0	1	31
Chris Hill	3-7	3-4	0-1	0	9	4	1	0	0	32
Ed McCants	8-15	5-9	0-1	1	21	2	0	0	2	28
Boo Davis	2-5	1-3	5-6	1	10	1	1	0	1	23
Mark Pancratz	0-0	0-0	0-0	0	0	0	0	0	0	9
Allan Hanson	0-0	0-0	0-0	0	1	1	0	0	0	4
Jason McCoy	1-4	0-0	4-4	5	6	1	1	1	1	15
James Wright	0-1	0-0	2-2	3	2	3	0	0	0	20
Derrick Ford	2-2	0-0	0-0	0	4	0	1	0	0	5
Totals	26-50	12-21	19-28	22	83	20	7	1	6	200

	1st	2nd	Total
FG %	55%	50%	52%
3FG %	63%	40%	57%
FT %	86%	67%	75%

**2006**  
**ALABAMA 90 • MARQUETTE 85**  
 10th Seed  
 Oakland Regional  
 Cox Arena • San Diego, Calif.  
 March 16, 2006 (First Round)

<b>MARQUETTE</b>	<b>30</b>	<b>55</b>	<b>85</b>
<b>ALABAMA</b>	<b>44</b>	<b>46</b>	<b>90</b>

Player	FG	3FG	FT	REB	PTS	A	TO	B	S	MIN
MARQUETTE	85									
Player	FG	3FG	FT	REB	PTS	A	TO	B	S	MIN
Steve Novak	5-10	5-9	2-2	5	17	1	0	0	2	33
Ousmane Barro	6-7	0-0	1-2	3	13	1	2	3	3	27
Dominic James	7-14	2-5	4-4	3	20	5	2	1	2	32
Jerel McNeal	5-8	0-1	0-0	3	10	3	3	0	0	26
Joe Chapman	3-9	0-4	3-4	3	9	0	0	0	0	26
Dan Fitzgerald	2-4	0-2	2-2	3	6	1	1	0	2	15
Wesley Matthews	4-8	0-1	2-5	3	10	2	2	0	0	24
Chris Grimm	0-0	0-0	0-0	0	0	0	1	0	0	9
Jamil Lott	0-1	0-0	0-0	0	0	0	1	0	0	8
Totals	32-61	7-22	14-19	28	85	13	12	4	9	200

	1st	2nd	Total
FG %	46%	57%	53%
3FG %	30%	33%	32%
FT %	63%	82%	74%

Player	FG	3FG	FT	REB	PTS	A	TO	B	S	MIN
ALABAMA	90									
Player	FG	3FG	FT	REB	PTS	A	TO	B	S	MIN
Evan Brock	1-2	0-0	0-0	1	2	0	1	0	0	13
Jermareo Davidson	9-19	0-0	3-6	12	21	4	1	2	0	39
Richard Hendrix	3-5	0-0	0-2	7	6	2	4	0	3	31
Brandon Hollinger	0-3	0-3	2-2	2	2	0	1	0	0	13
Ronald Steele	5-9	4-6	9-11	5	23	8	5	1	1	38
Alonzo Gee	2-6	0-3	1-2	4	5	1	0	0	0	31
Jean Felix	8-11	8-11	7-8	1	31	0	2	0	0	35
Totals	28-55	12-23	22-31	32	90	15	14	3	4	200

	1st	2nd	Total
FG %	50%	52%	51%
3FG %	46%	60%	52%
FT %	55%	80%	71%

**2006**  
**UCLA 62 • ALABAMA 59**  
 Cox Arena • San Diego, Calif.  
 March 18, 2006 (Second Round)

<b>ALABAMA</b>	<b>30</b>	<b>29</b>	<b>59</b>
<b>UCLA</b>	<b>30</b>	<b>32</b>	<b>62</b>

Player	FG	3FG	FT	REB	PT	A	TO	B	S	MIN
ALABAMA	59									
Player	FG	3FG	FT	REB	PT	A	TO	B	S	MIN
Evan Brock	0-1	0-0	0-0	8	0	1	4	0	0	21
Jermareo Davidson	5-7	0-0	2-3	2	12	1	2	1	0	28
Richard Hendrix	5-8	0-0	2-4	9	12	0	1	1	3	35
Brandon Hollinger	0-0	0-0	0-0	0	0	0	0	0	0	5
Ronald Steele	5-11	2-6	9-12	2	21	4	4	0	1	39
Alonzo Gee	3-7	0-1	3-4	3	9	0	2	1	1	38
Jean Felix	1-5	0-4	3-4	3	5	4	1	0	2	34
Totals	19-39	2-11	19-25	30	59	10	15	3	7	200

	1st	2nd	Total
FG %	61%	38%	49%
3FG %	33%	0%	18%
FT %	86%	72%	76%

Player	FG	3FG	FT	REB	PT	A	TO	B	S	MIN
UCLA	62									
Player	FG	3FG	FT	REB	PT	A	TO	B	S	MIN
Cedric Bozeman	2-4	0-1	1-2	4	5	7	0	0	2	31
L.R. Mbah a Moute	4-4	0-0	1-5	6	9	3	2	0	1	34
Ryan Hollins	5-5	0-0	2-4	4	12	0	0	3	0	30
Jordan Farmar	6-13	5-10	1-2	0	18	3	5	1	1	34
Aron Afflalo	5-13	3-9	0-0	2	13	1	1	0	0	36
Darren Collison	1-3	1-3	0-0	0	3	3	1	0	1	14
Alfred Aboya	1-2	0-0	0-0	0	2	0	1	0	0	10
Lorenzo Mata	0-1	0-0	0-0	0	0	0	0	0	0	7
Michael Roll	0-2	0-2	0-0	0	0	0	0	0	0	4
Totals	24-47	9-25	5-13	21	62	17	10	4	5	200

	1st	2nd	Total
FG %	50%	52%	51%
3FG %	39%	33%	36%
FT %	50%	36%	39%

**2012**  
**CREIGHTON 58 • ALABAMA 57**  
 9th Seed  
 Greensboro Regional  
 Greensboro Coliseum • Greensboro, N.C.  
 March 16, 2012 (Second Round)

<b>ALABAMA</b>	<b>30</b>	<b>27</b>	<b>57</b>
<b>CREIGHTON</b>	<b>23</b>	<b>35</b>	<b>58</b>

Player	FG	3FG	FT	REB	PTS	A	TO	B	S	MIN
ALABAMA	57									
Player	FG	3FG	FT	REB	PTS	A	TO	B	S	MIN
JaMychal Green	6-10	0-0	0-0	6	12	1	5	3	1	36
Trevor Lacey	4-6	3-5	2-4	5	13	2	1	0	2	34
Trevor Releford	5-10	2-6	2-2	4	14	4	2	1	1	37
Levi Randolph	2-9	1-3	2-6	5	7	0	1	0	0	30
Andrew Steele	2-6	1-1	0-0	5	5	1	0	0	0	28
Cha. Hankerson	1-3	0-1	0-0	0	2	1	0	0	0	9
Ben Eblen	0-0	0-0	0-0	1	0	0	0	0	1	4
Nick Jacobs	2-3	0-0	0-0	3	4	0	0	0	0	18
Rodney Cooper	0-1	0-1	0-0	0	0	0	0	0	0	4
TEAM	3									
Totals	22-48	7-17	6-12	32	57	9	9	4	5	200

	1st	2nd	Total
FG %	47.8%	44.0%	45.8%
3FG %	44.4%	37.5%	41.2%
FT %	66.7%	33.3%	50.0%

Player	FG	3FG	FT	REB	PTS	A	TO	B	S	MIN
CREIGHTON	58									
Player	FG	3FG	FT	REB	PTS	A	TO	B	S	MIN
D. McDermott	6-12	1-2	3-4	10	16	0	2	1	0	37
Greg Echenique	3-8	0-0	0-3	5	6	0	0	1	0	26
Grant Gibbs	4-6	1-2	1-2	6	10	4	1	0	1	38
Jahenns Manigat	2-5	2-5	0-0	2	6	1	0	0	0	17
Antoine Young	1-5	0-1	0-0	1	2	5	2	0	0	31
Austin Chatman	1-1	0-0	0-0	0	2	2	0	0	0	9
Josh Jones	2-5	2-4	1-4	1	7	2	0	0	2	23
Ethan Wragge	3-6	3-6	0-0	2	9	0	1	1	1	14
Totals	22-50	9-21	5-13	31	58	14	7	3	4	200

	1st	2nd	Total
FG %	34.6%	54.2%	44.0%
3FG %	38.5%	50.0%	42.9%
FT %	0.0%	41.7%	38.5%

**2018**  
**ALABAMA 86 • VIRGINIA TECH 83**  
 9th Seed  
 PPG Paints Arena • Pittsburgh, Pa.  
 March 15, 2018 (First Round)

<b>ALABAMA</b>	<b>41</b>	<b>45</b>	<b>86</b>
<b>VIRGINIA TECH</b>	<b>43</b>	<b>40</b>	<b>83</b>

Player	FG	3FG	FT	REB	PTS	A	TO	B	S	MIN
ALABAMA	86									
Player	FG	3FG	FT	REB	PTS	A	TO	B	S	MIN
Collin Sexton	7-14	1-5	10-14	3	25	6	5	0		

ALABAMA NCAA TOURNAMENT BOX SCORES

2021  
ALABAMA 68 • IONA 55  
No. 2 Seed  
Hinkle Fieldhouse • Indianapolis, Ind.  
March 20, 2021 (First Round)

ALABAMA	33	35	F
IONA	32	23	55

ALABAMA											68
Player	FG	FT	REB	PTS	A	TO	B	S	MIN		
Herb Jones	8-15	4-4	6	20	2	5	0	3	39		
John Petty Jr.	3-13	3-8	7	10	1	4	2	1	31		
Keon Ellis	1-3	4-4	5	2	3	1	1	1	21		
Jaden Shackelford	1-3	1-2	4	10	2	1	0	1	29		
Jordan Bruner	0-2	3-4	4	3	0	0	0	2	12		
James Rojas	0-0	0-0	0	0	0	0	0	0	4		
Juwan Gary	2-2	2-3	4	3	0	0	0	1	20		
Alex Reese	2-2	0-0	4	6	0	2	0	1	23		
Jahvon Quinerly	5-7	1-1	3	11	2	1	0	0	21		
Totals	25-53	13-23	42	68	10	14	3	10	200		

	1st	2nd	Total
FG %	41%	54%	47%
FT %	64%	50%	57%

IONA											55
Player	FG	FT	REB	PTS	A	TO	B	S	MIN		
Isaiah Ross	8-18	0-0	5	19	0	3	0	1	35		
Asante Gist	6-16	2-2	1	16	2	5	0	1	32		
Nelly Joseph	3-5	0-0	6	2	2	2	3	1	33		
Berrick JeanLouis	3-8	0-0	3	10	1	2	4	1	27		
Dwayne Koroma	0-1	0-0	3	3	0	3	0	0	17		
Dylan van Eyck	1-4	2-3	2	0	1	0	1	1	23		
Ryan Myers	2-6	0-0	3	3	2	0	0	1	16		
Parker Weiss	0-1	0-0	0	6	0	0	0	1	10		
Osborn Shema	0-0	0-0	2	11	0	0	0	0	7		
Totals	23-59	4-5	26	55	8	14	3	10	200		

	1st	2nd	Total
FG %	39%	39%	39%
FT %	100%	67%	80%

2021  
ALABAMA 96 • MARYLAND 77  
Bankers Life Fieldhouse • Indianapolis, Ind.  
March 22, 2021 (Second Round)

ALABAMA	46	50	F
MARYLAND	38	39	77

ALABAMA											96
Player	FG	FT	REB	PTS	A	TO	B	S	MIN		
Herb Jones	2-4	2-2	6	6	1	3	0	0	17		
John Petty Jr.	7-15	2-2	6	20	2	1	0	2	32		
Keon Ellis	2-3	0-0	3	4	0	1	3	1	17		
Jaden Shackelford	6-11	4-4	3	21	3	1	0	1	32		
Joshua Primo	4-6	2-4	4	10	0	0	0	0	23		
Jordan Bruner	0-0	0-0	0	0	0	0	0	0	2		
James Rojas	0-0	0-0	0	0	0	0	0	0	2		
Juwan Gary	2-4	2-2	7	6	1	0	1	0	25		
Alex Reese	5-7	0-0	5	13	1	0	0	1	13		
Jahvon Quinerly	6-15	0-0	5	14	11	3	0	0	29		
Keon Ambrose Hylton	1-1	0-0	0	2	0	0	0	0	1		
Kendall Wall	0-0	0-0	0	0	0	0	0	0	1		
Totals	35-66	10-10	40	96	19	10	4	5	200		

	1st	2nd	Total
FG %	52%	55%	53%
FT %	100%	100%	100%

MARYLAND											77
Player	FG	FT	REB	PTS	A	TO	B	S	MIN		
Aaron Wiggins	11-17	0-2	6	27	3	3	0	2	39		
Eric Ayala	5-14	1-2	6	13	1	1	0	1	31		
Donta Scott	5-10	0-1	0	12	5	1	0	1	21		
Darryl Morsell	4-8	2-2	2	10	3	0	1	0	29		
Hakim Hart	3-4	0-0	2	6	4	2	0	2	12		
Jairus Hamilton	2-5	0-0	3	5	1	0	0	0	4		
Galin Smith	1-1	0-0	0	2	0	0	0	0	20		
Chol Marial	1-1	0-0	0	2	0	0	0	0	23		
Reese Mona	0-0	0-0	0	0	0	1	0	0	21		
Totals	32-60	3-7	19	77	17	8	1	6	200		

	1st	2nd	Total
FG %	50%	57%	53%
FT %	0%	43%	43%

2021  
UCLA 88 • ALABAMA 78  
Hinkle Fieldhouse • Indianapolis, Ind.  
March 28, 2021 (Third Round)

ALABAMA	29	36	13	F
UCLA	40	25	23	88

ALABAMA											78
Player	FG	FT	REB	PTS	A	TO	B	S	MIN		
Herb Jones	3-6	2-7	9	8	3	4	3	1	30		
John Petty Jr.	4-5	4-4	9	16	1	1	0	1	42		
Keon Ellis	4-5	1-3	9	10	0	1	0	3	23		
Jaden Shackelford	2-7	0-0	4	4	0	5	0	0	29		
Jordan Bruner	1-1	0-0	0	3	2	1	1	0	12		
Joshua Primo	2-6	2-3	2	6	0	0	1	0	17		
Juwan Gary	4-5	0-2	5	8	0	1	0	1	24		
Alex Reese	1-2	0-0	4	3	0	0	0	0	13		
Jahvon Quinerly	8-22	2-4	3	20	3	1	0	0	35		
Totals	30-69	11-25	46	78	9	14	5	6	225		

	1st	2nd	OT	Total
FG %	44%	46%	38%	44%
FT %	40%	54%	0%	44%

UCLA											88
Player	FG	FT	REB	PTS	A	TO	B	S	MIN		
Jaime Jaquez Jr	6-13	3-4	8	17	3	1	1	3	45		
Jules Bernard	4-15	5-5	6	17	2	3	0	0	42		
Tyger Campbell	5-8	3-5	2	13	5	1	1	2	31		
Johnny Juzang	5-18	2-2	4	13	1	0	0	2	30		
Cody Riley	5-10	0-0	5	10	0	1	4	0	26		
David Singleton	4-5	4-5	3	15	0	0	0	0	20		
Jayden Clark	0-2	3-4	9	3	0	1	1	0	19		
Jake Kyman	0-3	0-0	1	0	1	0	0	1	11		
Kenneth Nwuba	0-0	0-0	0	0	0	0	0	0	1		
Totals	29-74	20-25	42	88	12	8	7	8	225		

	1st	2nd	OT	Total
FG %	46%	27%	63%	52%
FT %	100%	67%	85%	80%



Alex Reese knocked down a three-point shot at the buzzer to force overtime vs. UCLA in the 2021 Sweet 16.



# POSTSEASON HISTORY

## NIT APPEARANCES

1973	2001
1977	2007
1979	2011
1980	2013
1981	2015
1993	2016
1996	2017
1999	2019

## NIT SEMIFINALS

1973	1996
1977	2001
1979	2011

## NIT RUNNER-UP

2001	2011
------	------

## NIT TOURNAMENT RESULTS

<b>2019</b>						
March 20	Norfolk State	Tuscaloosa, Ala.	L OT	79	80	
<b>2017</b>						
March 14	Richmond	Tuscaloosa, Ala.	L	64	71	
<b>2016</b>						
March 15	at Creighton	Omaha, Neb.	L	54	72	
<b>2015</b>						
March 17	Illinois	Tuscaloosa, Ala.	W	79	58	
March 21	at Miami (Fla.)	Miami, Fla.	L	66	73	
<b>2013</b>						
<b>Quarterfinals</b>						
March 19	Northeastern	Tuscaloosa, Ala.	W	62	43	
March 23	Stanford	Tuscaloosa, Ala.	W	66	54	
March 26	Maryland	Tuscaloosa, Ala.	L	57	58	
<b>2011</b>						
<b>Finals</b>						
March 15	Coastal Carolina	Tuscaloosa, Ala.	W	68	44	
March 21	New Mexico	Tuscaloosa, Ala.	W	74	67	
March 23	Miami (Fla.)	Tuscaloosa, Ala.	W	79	64	
March 29	vs. Colorado	New York City	W	62	61	
March 31	vs. Wichita State	New York City	L	57	66	
<b>2007</b>						
March 13	at Massachusetts	Amherst, Mass.	L	87	89	
<b>2001</b>						
<b>Finals</b>						
March 13	Seton Hall	Tuscaloosa, Ala.	W	85	79	
March 20	Toledo	Tuscaloosa, Ala.	W	79	69	
March 23	at Purdue	West Lafayette, Ind.	W 2OT	85	77	
March 27	vs. Detroit	New York City	W	74	63	
March 29	vs. Tulsa	New York City	L	60	79	
<b>1999</b>						
March 10	at Wake Forest	Winston-Salem, N.C.	L	57	73	
<b>1996</b>						
<b>Semifinals</b>						
March 13	at Illinois	Champaign, Ill.	W	72	69	
March 18	Missouri	Tuscaloosa, Ala.	W	72	49	
March 20	at South Carolina	Columbia, S.C.	W	68	67	
March 26	vs. St. Joseph's	New York City	L OT	69	74	
March 28	vs. Tulane	New York City	L	76	87	
<b>1993</b>						
March 18	UAB	Tuscaloosa, Ala.	L	56	58	
<b>1981</b>						
March 12	at St. John's	New York City	W	73	69	
March 16	at Duke	Durham, N.C.	L	70	75	
<b>1980</b>						
March 5	Penn State	Birmingham, Ala.	W	53	49	
March 10	Murray State	Tuscaloosa, Ala.	L	62	70	
<b>1979</b>						
<b>Semifinals</b>						
March 8	St. Bonaventure	Birmingham, Ala.	W	98	89	
March 12	Virginia	Birmingham, Ala.	W	90	88	
March 15	vs. Texas A&M	New York City	W	72	68	
March 19	vs. Purdue	New York City	L	68	87	
March 21	vs. Ohio State	New York City	W	96	86	
<b>1977</b>						
<b>Semifinals</b>						
March 10	Memphis	Birmingham, Ala.	W	80	63	
March 14	vs. Virginia Tech	New York City	W	79	72	
March 17	vs. Houston	New York City	L	76	82	
March 20	vs. Villanova	New York City	L	89	102	
<b>1973</b>						
<b>Semifinals</b>						
March 19	vs. Manhattan	New York City	W	87	86	
March 22	vs. Minnesota	New York City	W	69	65	
March 24	vs. Virginia Tech	New York City	L	73	74	
March 25	vs. North Carolina	New York City	L	69	88	

## ALABAMA NIT TEAM RECORDS

### POINTS

98	St. Bonaventure	March 9, 1979
96	Ohio State	March 21, 1979
90	Virginia	March 12, 1979

### POINTS ALLOWED

102	by Villanova	March 20, 1977
89	by St. Bonaventure	March 8, 1979
88	by Virginia	March 12, 1979

### COMBINED POINTS

191	Villanova 102, Alabama 89	March 20, 1977
187	Alabama 98, St. Bonaventure 89	March 8, 1979
182	Alabama 96, Ohio State 86	March 21, 1979

### FEWEST POINTS

53	Penn State	March 5, 1980
54	at Creighton	March 15, 2016
56	UAB	March 18, 1983

### FEWEST POINTS ALLOWED

43	Northeastern	March 19, 2013
44	Coastal Carolina	March 15, 2011
49	Missouri	March 18, 1996
49	Penn State	March 5, 1980

### FIELD GOAL ATTEMPTS

82	North Carolina	March 25, 1973
78	Houston	March 17, 1977
77	Memphis State	March 10, 1977

### FIELD GOALS MADE

38	St. Bonaventure	March 8, 1979
37	Manhattan	March 19, 1973
35	Virginia Tech	March 24, 1973

### FIELD GOAL PERCENTAGE

.596	Illinois	March 17, 2015
.567	St. Bonaventure	March 8, 1979
.545	Miami (Fla.)	March 23, 2011

### THREE-POINT ATTEMPTS

31	Creighton	March 15, 2016
30	Norfolk State	March 20, 2019
28	Illinois	March 13, 1996

### THREE-POINTERS MADE

13	Illinois	March 13, 1996
11	Norfolk State	March 20, 2019
11	Seton Hall	March 12, 2001
10	Missouri	March 18, 1996

### THREE-POINT PERCENTAGE

.533	Illinois (8-of-15)	March 17, 2015
.500	Missouri (10-of-20)	March 18, 1996
.464	Illinois (13-of-28)	March 13, 1996

### FREE THROW ATTEMPTS

40	Ohio State	March 21, 1979
39	Virginia	March 12, 1979
35	Duke	March 13, 1981

### FREE THROWS MADE

30	Ohio State	March 24, 1979
26	Purdue	March 23, 2001
25	Duke	March 16, 1981

### FREE THROW PERCENTAGE (min. 15 attempts)

.938	Tulane (15-of-16)	March 28, 1996
.867	Wichita State (13-of-15)	March 31, 2011
.846	Stanford (22-of-26)	March 23, 2013

### REBOUNDS

58	Memphis State	March 10, 1977
55	Purdue	March 23, 2001
52	Virginia Tech	March 12, 1979

### ASSISTS

20	Memphis State	March 10, 1977
20	Manhattan	March 19, 1973
18	Minnesota	March 22, 1973

### BLOCKS

10	Missouri	March 18, 1996
10	at Illinois	March 13, 1996
8	at Purdue	March 23, 2001
7	at Creighton	March 15, 2016
7	Miami (Fla.)	March 23, 2011
7	Coastal Carolina	March 15, 2011
7	at Massachusetts	March 13, 2007
7	Seton Hall	March 13, 2011
7	at South Carolina	March 20, 1996

### STEALS

14	vs. Houston	March 17, 1977
13	Miami (Fla.)	March 23, 2011
13	Coastal Carolina	March 15, 2011
12	at Creighton	March 15, 2016

### PERSONAL FOULS

29	vs. Villanova	March 20, 1977
25	at Massachusetts	March 13, 2007
25	vs. Virginia Tech	March 14, 1977

### COMBINED FOULS

60	St. Bonaventure	March 8, 1979
54	at Purdue	March 23, 2001
53	vs. Virginia Tech	March 14, 1977

### MARGIN OF VICTORY

24	Alabama 68, Coastal Carolina 44	March 15, 2011
23	Alabama 72, Missouri 49	March 18, 1996
21	Alabama 79, Illinois 58	March 17, 2015

### MARGIN OF DEFEAT

19	Tulsa 79, Alabama 60	March 29, 2001
19	Purdue 87, Alabama 68	March 19, 1979
19	North Carolina 88, Alabama 69	March 25, 1973
18	Creighton 72, Alabama 54	March 15, 2016

## ALABAMA NIT INDIVIDUAL RECORDS

### POINTS

43	Reggie King vs. Virginia	March 12, 1979
35	Eric Washington vs. Tulane	March 28, 1996
29	Reggie King vs. St. Bonaventure	March 9, 1979

### FIELD GOAL ATTEMPTS

30	Reggie King vs. Virginia	March 12, 1979
26	Wendell Hudson vs. North Carolina	March 25, 1973
23	Charles Cleveland vs. Virginia Tech	March 24, 1973

### FIELD GOALS MADE

18	Reggie King vs. Virginia	March 3, 1979
12	Eddie Phillips vs. Duke	March 16, 1981
11	JaMychal Green vs. Colorado	March 29, 2011
11	Eric Washington vs. Tulane	March 28, 1996

### FIELD GOAL PERCENTAGE (min. 10 attempts)

.818	T.R. Dunn vs. Villanova (9-of-11)	March 20, 1977
.800	Ken Johnson vs. Ohio State (8-of-10)	March 21, 1979
.727	Tony Mitchell vs. New Mexico (8-of-11)	March 21, 2011

### THREE-POINT ATTEMPTS

14	Eric Washington vs. St. Joseph's	March 26, 1996
14	Eric Washington vs. Illinois	March 13, 1996
11	Mykal Riley vs. Massachusetts	March 13, 2007
11	Brian Williams vs. Wake Forest	March 10, 1999
11	Eric Washington vs. South Carolina	March 20, 1996
11	Eric Washington vs. Missouri	March 18, 1996

### THREE-POINTERS MADE

7	Eric Washington vs. Illinois	March 13, 1996
6	Travis Stinnett vs. Seton Hall	March 12, 2001
6	Eric Washington vs. Missouri	March 18, 1996

### THREE-POINT PERCENTAGE (min. 5 attempts)

.625	Eric Washington vs. Tulane (5-of-8)	March 28, 1996
.625	Marvin Orange vs. Illinois (5-of-8)	March 13, 1996
.600	Travis Stinnett vs. Seton Hall (6-of-10)	March 12, 2001

### FREE THROW ATTEMPTS

15	Reggie King vs. Ohio State	March 21, 1979
14	Wendell Hudson vs. Manhattan	March 19, 1973
12	Reggie King vs. St. Bonaventure	March 8, 1979
12	Rickey Brown vs. Villanova	March 20, 1977

### FREE THROWS MADE

11	Reggie King vs. Ohio State	March 21, 1979
10	Rickey Brown vs. Villanova	March 20, 1977
9	Reggie King vs. St. Bonaventure	March 8, 1979

### FREE THROW PERCENTAGE (min. 7 made)

1.000	Retin Obasohan vs. Stanford (8-of-8)	March 23, 2013
1.000	Mykal Riley vs. Massachusetts (7-of-7)	March 13, 2007
.833	Rickey Brown vs. Villanova (10-of-12)	March 20, 1977

### REBOUNDS

19	Erwin Dudley vs. Seton Hall	March 12, 2001
16	Erwin Dudley vs. Detroit	March 27, 2001
16	Erwin Dudley vs. Purdue	March 23, 2001
16	Reggie King vs. Memphis State	March 10, 1977

### ASSISTS

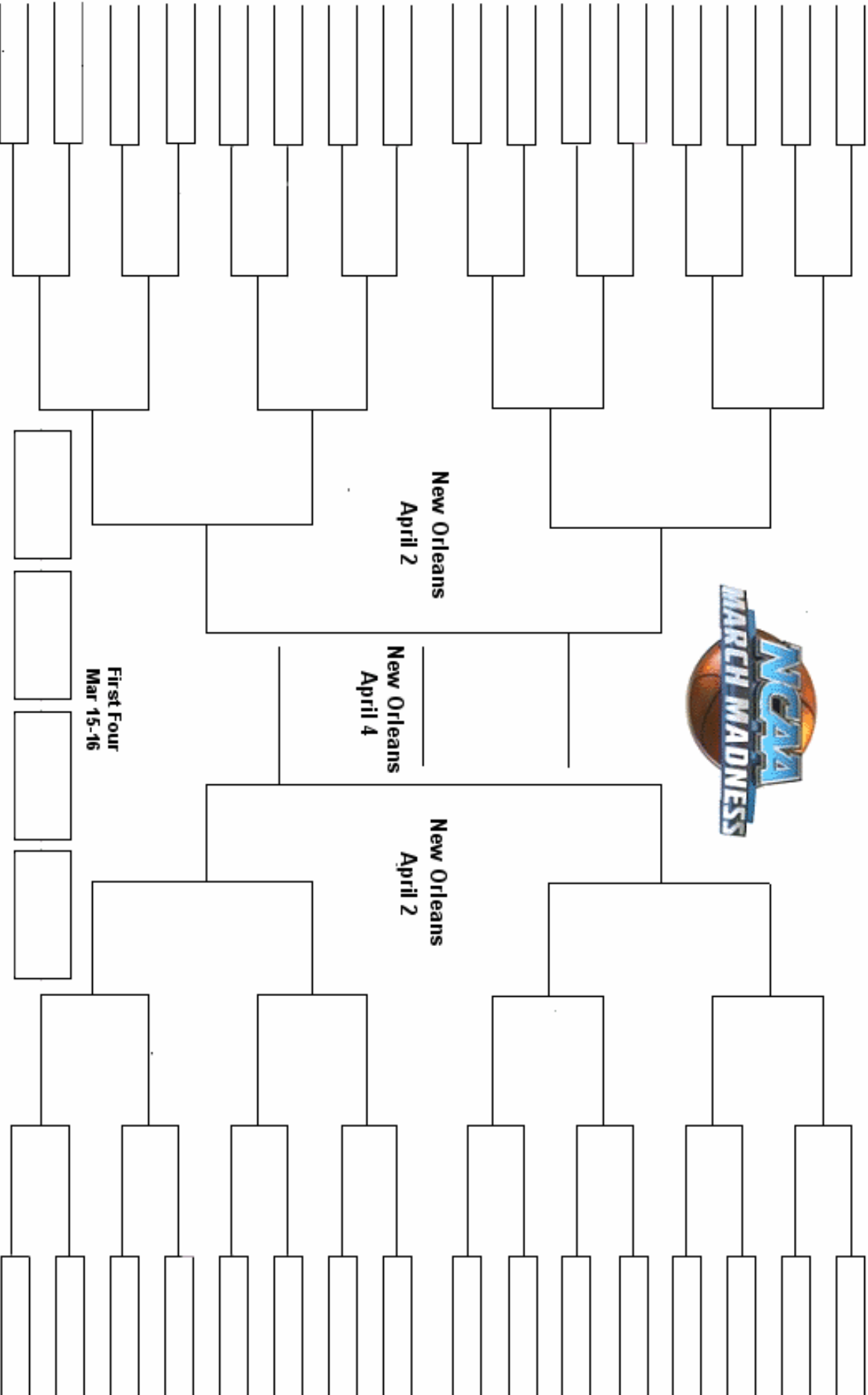
9	Robert Scott vs. Virginia	March 12, 1979
8	Trevor Lacey vs. Maryland	March 26, 2013
8	Robert Scott vs. Ohio State	March 21, 1979

### BLOCKS

9	Roy Rogers vs. Missouri	March 18, 1996
8	Roy Rogers vs. Illinois	March 13, 1996
7	Roy Rogers vs. South Carolina	March 20, 1996

2022 NCAA Division I Men's Bracket

First Round   Second Round   Sweet 16   Elite 8   Final Four   National Championship   Final Four   Elite 8   Sweet 16   Second Round   First Round





# ALABAMA BASKETBALL

## 2021-22 SCHEDULE

<b>CHARITY EXHIBITION</b> <b>OCT 24</b> vs <b>RAGIN CAJUNS</b>	<b>DEC 18</b> vs 	<b>BIG 12/SEC CHALLENGE</b> <b>JAN 29</b> vs <b>B.T.</b>
<b>NOV 9</b> vs <b>LATEC</b>	<b>C.M. NEWTON CLASSIC</b> <b>DEC 21</b> vs 	<b>FEB 1</b> AT <b>IAI</b>
<b>NOV 12</b> vs 	<b>DEC 29</b> vs <b>T</b>	<b>FEB 5</b> vs <b>UK</b>
<b>NOV 16</b> vs 	<b>JAN 5</b> AT 	<b>FEB 9</b> AT <b>Ule Mi...</b>
<b>NOV 19</b> vs 	<b>JAN 8</b> AT 	<b>FEB 12</b> vs 
<b>ESPN EVENTS INVITATIONAL</b> <b>NOV 25</b> vs <b>IONA GAELS</b>	<b>JAN 11</b> vs <b>IAI</b>	<b>FEB 16</b> vs <b>STATE</b>
<b>ESPN EVENTS INVITATIONAL</b> <b>NOV 26</b> vs <b>ESPN EVENTS INVITATIONAL</b>	<b>JAN 15</b> AT <b>STATE</b>	<b>FEB 19</b> AT <b>UK</b>
<b>ESPN EVENTS INVITATIONAL</b> <b>NOV 28</b> vs <b>ESPN EVENTS INVITATIONAL</b>	<b>JAN 19</b> vs 	<b>FEB 22</b> AT 
<b>BATTLE IN SEATTLE</b> <b>DEC 4</b> vs 	<b>JAN 22</b> vs 	<b>FEB 26</b> vs 
<b>DEC 11</b> vs <b>UT</b>	<b>JAN 25</b> AT <b>G</b>	<b>MAR 2</b> vs <b>A M</b>
<b>DEC 14</b> AT 		<b>MAR 5</b> AT 

