

ALABAMA

2019-20 MEDIA GUIDE



1 HERBERT JONES

23 JOHN PETTY JR.

HEAD COACH
NATE OATS

2 KIRA LEWIS JR.

11 BEETLE BOLDEN



15 TYLER BARNES


0 JAVIAN DAVIS

3 ALEX REESE


30 GALIN SMITH

13 JAHVON QUINERLY







0
6-9 • 242 • R-Fr. Forward
JAVIAN DAVIS
Canton, Miss.
(Canton HS)



1
6-7 • 205 • Jr. Guard
HERBERT JONES
Greensboro, Ala.
(Hale County HS)



2
6-3 • 165 • So. Guard
KIRA LEWIS JR.
Meridianville, Ala.
(Hazel Green HS)




3
6-9 • 245 • Jr. Forward
ALEX REESE
Pelham, Ala.
(Pelham HS)




4
6-5 • 215 • Fr. Forward
JUWAN GARY
Columbia, S.C.
(West Charlotte HS)



5
6-3 • 195 • Fr. Guard
JADEN SHACKELFORD
Hesperia, Calif.
(Hesperia HS)




11
6-0 • 160 • Gr. Guard
BETLE BOLDEN
Covington, Ky.
(West Virginia/Holmes HS)




12
6-4 • 186 • Fr. Guard
JAYLEN FORBES
Florence, Miss.
(Florence HS)



13
6-1 • 175 • So. Guard
JAHVON QUINERLY
Hackensack, N.J.
(Villanova/Hudson Catholic HS)




15
6-8 • 201 • Jr. Forward
TYLER BARNES
Louisville, Ky.
(St. Xavier HS)




21
6-4 • 183 • So. Guard
BRITTON JOHNSON
Mountain Brook, Ala.
(Mountain Brook HS)



23
6-5 • 184 • Jr. Guard
JOHN PETTY JR.
Huntsville, Ala.
(Mae Jemison HS)



30
6-9 • 240 • Jr. Forward
GALIN SMITH
Clinton, Miss.
(Clinton HS)



33
6-8 • 215 • Jr. Forward
JAMES ROJAS
Jamestown, N.Y.
(Hutchinson CC/Jamestown HS)




35
6-9 • 240 • Fr. Forward/Center
RAYMOND HAWKINS
Oakland, Calif.
(Findlay Prep [Nev.])




NATE OATS
Head Coach First Season
MARANATHA BAPTIST, 1998



CHARLIE HENRY
Asst. Coach First Season
MADONNA UNIVERSITY, 2009



BRYAN HODGSON
Asst. Coach First Season
FREDONIA STATE, 2010



ANTOINE PETTWAY
Asst. Coach 12th Season
ALABAMA, 2004



ADAM BAUMAN
Director of Operations First Season
SOUTHERN ILLINOIS, 2009

INTRODUCTION

INTRODUCTION

TABLE OF CONTENTS

THIS IS ALABAMA	
TV/Radio Roster	1
Schedule and Staff	2
Media Information and Quick Facts	3
The University	4-11
Alabama Basketball Locker Room	12-13
Coleman Coliseum	14
Crimson Tide Sports Network	15
The Southeastern Conference	16
2019-20 PREVIEW	
Season Preview	18-19
Rosters	20-21
Schedule	22
Opponents	23-27
2020 SEC Tournament Bracket	28
COACHES AND STAFF	
Nate Oats	30-32
Charlie Henry	33
Bryan Hodgson	34
Antoine Pettway	35
Adam Bauman	36
Andrew Steele	36
Josh Baker	37
Mike Snowden	37
Clarke Holter	38
Alex Accetta	38
Dr. Arnie Guin	39
Support Staff	40
PLAYER PROFILES	
Beetle Bolden	42-43
Herbert Jones	44-45
Kira Lewis Jr.	46-47
John Petty Jr.	48-49
Jahvon Quinerly	50-51
Alex Reese	52-53
Galín Smith	54-55
Tyler Barnes	56
Javian Davis	56
Jaylen Forbes	57
Juwan Gary	57
Raymond Hawkins	58
Britton Johnson	58
James Rojas	59
Managers/Team Photo	60
2018-19 IN REVIEW	
Season Notes	62-63
Results	64
Season Stats	65-69
Game Summaries	70-78
RECORDS AND STATS	
Records Reference	80
Scoring Records	81-93
1,000-Point Scorers	84-87
Individual Records	88-93
Team Records	94-96
100-Point Games	97
Overtime Games	98
Coleman Coliseum Records	99
Coaching Records	100
All-Americans	101-104
SEC Honors	105-107
Academic Honors	108
Yearly Records	109-110
Year-by-Year Leaders	111-115
Yearly Results	116-133
Series Histories	134-145
Letterwinners	146-148
All-Time Starters	149-152
NBA History	153-159
USA Basketball	160
THE POSTSEASON	
NCAA Results	162
NCAA Records	163
NCAA Box Scores	164-170
NIT Results	171
NIT Records	172

2019-20 SCHEDULE

Date	Opponent	TV	Location	Time (CT)
Oct. 27	GEORGIA TECH (EXH)	None	TUSCALOOSA	Noon
Nov. 5	PENN	SEC Network+	TUSCALOOSA	7 p.m.
Nov. 11	FLORIDA ATLANTIC	SEC Network+	TUSCALOOSA	7 p.m.
Nov. 15	at Rhode Island	NBCSN	Kingston, R.I.	6:30 p.m.
Nov. 19	FURMAN ¹	SEC Network+	TUSCALOOSA	7 p.m.
Nov. 27	vs. North Carolina ²	ESPN/ESPN2	Paradise Island, Bahamas	2:30 p.m.
Nov. 28	Michigan/Iowa State ²	ESPN/ESPN2/ESPNU	Paradise Island, Bahamas	TBA
Nov. 29	vs. TBA ²	ESPN/ESPN2/ESPNU	Paradise Island, Bahamas	TBA
Dec. 6	STEPHEN F. AUSTIN	SEC Network+	TUSCALOOSA	7 p.m.
Dec. 14	at Penn State	Big Ten Network	Happy Valley, Pa.	1 p.m.
Dec. 18	at Samford ³	TBA	Birmingham, Ala.	TBA
Dec. 21	vs. Belmont ⁴	SEC Network	Huntsville, Ala.	2:30 p.m.
Dec. 29	RICHMOND	SEC Network	TUSCALOOSA	5:30 p.m.
Jan. 4	at Florida*	ESPN2/ESPNU	Gainesville, Fla.	5 p.m.
Jan. 8	MISSISSIPPI STATE*	SEC Network	TUSCALOOSA	6 p.m.
Jan. 11	at Kentucky*	ESPN	Lexington, Ky.	11 a.m.
Jan. 15	AUBURN*	ESPN2/ESPNU	TUSCALOOSA	8 p.m.
Jan. 18	MISSOURI*	SEC Network	TUSCALOOSA	2:30 p.m.
Jan. 22	at Vanderbilt*	SEC NETWORK	Nashville, Tenn.	8 p.m.
Jan. 25	KANSAS STATE ⁵	ESPN2	TUSCALOOSA	5 p.m.
Jan. 29	at LSU*	ESPN/ESPNU	Baton Rouge, La.	6 p.m.
Feb. 1	ARKANSAS*	SEC Network	TUSCALOOSA	5 p.m.
Feb. 4	TENNESSEE*	ESPN/ESPN2/ESPNU	TUSCALOOSA	6 p.m.
Feb. 8	at Georgia*	SEC Network	Athens, Ga.	5 p.m.
Feb. 12	at Auburn*	ESPN2	Auburn, Ala.	6 p.m.
Feb. 15	LSU*	ESPN/ESPN2	TUSCALOOSA	3 p.m.
Feb. 19	TEXAS A&M*	SEC Network	TUSCALOOSA	6 p.m.
Feb. 22	at Ole Miss*	SEC Network	Oxford, Miss.	7:30 p.m.
Feb. 25	at Mississippi State*	SEC Network	Starkville, Miss.	8 p.m.
Feb. 29	SOUTH CAROLINA*	SEC Network	TUSCALOOSA	7:30 p.m.
March 3	VANDERBILT*	SEC Network	TUSCALOOSA	7:30 p.m.
March 7	at Missouri*	SEC Network	Columbia, Mo.	1:30 p.m.
March 11-15	at SEC Tournament	TBD	Nashville, Tenn.	TBD

¹ Battle 4 Atlantis (Tuscaloosa, Ala.) | ² Battle 4 Atlantis (Grand Paradise Island, Bahamas) | ³ Game will be played at the BJCC in Birmingham, Ala. | ⁴ Rocket City Classic (Huntsville, Ala.) | ⁵ Big 12/SEC Challenge

* SEC game

All times Central and subject to change

BASKETBALL STAFF

Head Coach	Nate Oats
Alma Mater	Maranatha Baptist, 1998
Record at Alabama	First season
Career Record (years)	96-43 (Fifth season)
Assistant Coaches	Charlie Henry (Madonna University, 2009) Bryan Hodgson (Fredonia State, 2010) Antoine Pettway (Alabama, 2004)
Director of Operations	Adam Bauman
Operations Coordinator	Alex Accetta
Strength and Conditioning	Mike Snowden
Director of Video Services	Andrew Steele
Director of Player Development	Dr. Arnie Guin
Athletic Trainer	Clarke Holter
Nutritionist	Amanda Branson
Graduate Managers	Donovan Kates, Patrick Niland, Christian Pino, Derek Rongstad
Administrative Assistant	Rachel Releford

CREDITS

The 2019-20 University of Alabama Men's Basketball Media Guide was produced by the staff of the UA Athletics Communications Office. The publication was written and edited by Aaron Jordan. Editorial assistance provided by Alex Thompson and Haley Peterson. Cover design by Crimson Tide Productions. Photography by UA Athletics Director of Photography Kent Gidley and his staff. Special thanks to the Crimson Tide coaching staff, to the teams of the NBA for their photography assistance and the staff of the SEC office. Copyright 2019 by the Board of Trustees of The University of Alabama. "Roll Tide," "Crimson Tide," "Bama," and the primary and secondary logos are registered trademarks of The University of Alabama.

MEDIA INFORMATION

Credentials

Media credentials are available only to working members of the media who represent accredited outlets actively covering the event. All credential requests must be made through Alabama's online credentialing system. For further information, please contact Aaron Jordan at ajordan@ia.ua.edu.

Parking

A limited number of parking spaces outside Coleman Coliseum are available to the media on a priority basis. Because of limited space, parking requests should be submitted with credential requests. Outlets requesting space for a satellite truck must request space at least 48 hours in advance.

Entrance and Media Will Call

The Coleman Coliseum media entrance and media will call is located in the southeast corner of the Coliseum, facing the parking lot. Will call opens two hours prior to the start of the contest.

Media Room

The media room is located near the southeast corner of the Coliseum floor. Game notes and other gameday materials will be available in the room. The media room features counter space for writing, electrical outlets and internet connections.

Media Hospitality

Alabama provides a concession voucher to members of the media prior to each home game. The Coleman Coliseum concession stands open 90 minutes prior to tipoff. Media may eat meals in the media room or on press row. Drinks will also be provided in the media room. Television crews broadcasting the game must make prior arrangements to secure an area for a catered meal for the television crew.

INTERVIEW POLICIES

Head Coach Nate Oats

All interview requests for head coach Nate Oats must be made through Aaron Jordan in the Alabama Athletics Communications Office. There will be media opportunities each week, including the SEC Coaches Teleconference every other week beginning in January. Oats is slated to speak at 10:56 a.m. CT. Contact the SEC office for additional details. Oats will also make himself and players available to media a day prior to each game on most occasions.

Players

All interviews with players must be coordinated through the Alabama Athletics Communications Office at least 24 hours in advance. Selected players will be made available prior to each game, in addition to postgame on game days. Please contact the Athletics Communications Office for player availability. The team locker room is off limits to media at all times. Media members are not permitted to call or contact players via phone or social media outlets at any time.

Postgame

Coach Oats will conduct his postgame press conference following each home contest in the media room. Requested players will be brought to the media room prior to Oats' press conference. Interviews for the visiting team will be conducted at the discretion of the visiting media relations representative.

Practice Access

Practices are traditionally closed to the media and public. Limited viewing opportunities may be available throughout the course of the season. Please contact the athletics communications office for potential practice viewing opportunities.



QUICK FACTS

UNIVERSITY

Location	Tuscaloosa, Ala.
Founded	April 12, 1831
Enrollment	38,103
Conference	Southeastern
Colors	Crimson and White
Nickname	Crimson Tide
President	Dr. Stuart Bell
Athletic Director	Greg Byrne
Faculty Athletics Representative	Dr. James King
Arena	Coleman Coliseum (15,383)

COACHING STAFF

Head Coach	Nate Oats
Alma Mater	Maranatha Baptist, 1998
Record at Alabama	First Season
Career Record	96-43, .691 (Fifth Season)
Assistant Coaches	Charlie Henry Bryan Hodgson Antoine Pettway
Director of Operations	Adam Bauman
Operations Coordinator	Alex Accetta
Strength and Conditioning	Mike Snowden
Athletic Trainer	Clarke Holter
Director of Video Services	Andrew Steele
Director of Player Development	Dr. Arnie Guin
Nutritionist	Amanda Branson
Graduate Managers	Donovan Kates, Patrick Niland, Christian Pino

TEAM INFORMATION

2018-19 Record	18-16
2018-19 SEC Record	8-10/t9th
2018-19 H/A/N Record	10-6/4-8/4-2
Starters Returning/Lost	3/2
Letterwinners Returning/Lost	7/7
Newcomers	7*

* includes transfer who will sit out this season

PROGRAM HISTORY

All-Time Record	1,675-1,046-1 (.617)
SEC Record	791-616 (.562)
SEC Tournament Record	67-53 (.558)
SEC Championships	7 (1934, 56, 74t, 75t, 76, 87, 02)
SEC Divisional Championships	3 (2002, 05, 11)
SEC Tournament Championships	6 (1934, 82, 87, 89, 90, 91)
NCAA Appearances	20 (1975, 76, 82, 83, 84, 85, 86, 87!, 89, 90, 91, 92, 94, 95, 02, 03, 04, 05, 06, 12, 18)
NCAA Record	19-20! (.487)
NIT Appearances	16 (73, 77, 79, 80, 81, 93, 96, 99, 01, 07, 11, 13, 15, 16, 17, 19)
NIT Record	24-19 (.558)
! 1987 NCAA Tournament appearance and record (2-1) were vacated	

ATHLETICS COMMUNICATIONS

Basketball Contact	Aaron Jordan Director of Athletics Communications
Office	205-348-6084
Mobile	205-913-1979
E-mail	ajordan@ia.ua.edu
Fax	205-348-8841
Website	www.RollTide.com
Mailing Address	1201 Coliseum Drive Room 170 Tuscaloosa, AL 35487

WHERE LEGENDS ARE MADE

A



THE UNIVERSITY OF ALABAMA®

UA.EDU | #WHERELEGENDSAREMADE

ON YOUR CAMPUS...

ALABAMA PRESIDENT DR. STUART R. BELL

On June 18, 2015, The Board of Trustees of The University of Alabama named Dr. Stuart R. Bell the University's 29th president. A 30-year veteran of higher education, Dr. Bell had previously served at the Capstone for 16 years as a faculty member and then department head of mechanical engineering. He founded and directed UA's Center for Advanced Vehicle Technologies, an interdisciplinary research center producing new generations of engineers and scientists

Since his return to the Capstone, Dr. Bell has led the University to develop and implement a strategic plan, Advancing the Flagship, which promotes institutional progress with scholarship and teaching, research and creative activity, inclusion and diversity, and the recruitment and retention of highly qualified faculty and staff. Three years after the plan's launch, UA has seen an increase in both student retention and graduation rates, has increased faculty headcount to support the University's instruction, research and service goals, and has witnessed the growth of sponsored program awards crucial to the direct learning and experience opportunities for students, and experienced two consecutive historic fundraising years. New interdisciplinary research centers have also been established and join many other centers on campus focused on solving critical, real-world challenges. Under Dr. Bell's guidance, UA is steadfastly expanding campus facilities and bolstering academic and co-curricular programs, all of which continue to draw exceptional students to Alabama.

Prior to becoming UA's president, Dr. Bell was executive vice president and provost at Louisiana State University and served as both the chief academic officer and the chief operating officer. During his tenure at LSU, Dr. Bell led an expansion of facilities and research and discovery efforts. He was also instrumental in increasing enrollment and retention, and his efforts yielded the largest freshman class in LSU history.

Before his time at LSU, Dr. Bell served the University of Kansas as dean of the School of Engineering. He joined UA in 1986 as an assistant professor in the department of mechanical engineering. He was later named department head, where he led the development of academic programs until accepting the Kansas deanship in 2002.

An Abilene, Texas native, Dr. Bell earned a degree in nuclear engineering from Texas A&M in 1979. He earned his master's and doctoral degrees in mechanical engineering from the same university in 1981 and 1986, respectively. With research interests in combustion engines, he has expertise in fuels for engines, innovative engine designs and modeling of engine and engine processes.

It was also at Texas A&M that Dr. Bell met his wife, Susan. They are the proud parents of three adult children, Stuart, Stacy and Stephen and two delightful granddaughters. Both of Dr. Bell's sons followed his example and are engineers. His daughter Stacy is a UA graduate.





ON CAMPUS

NOT ALL LEGENDS WEAR SNEAKERS

The University of Alabama knows a thing or two about legends.

Legends have been made in our academic halls, on our athletic fields and courts, and through our endeavors to shape a better world through our teaching, research and service.

UA legends earn prestigious honors, such as Pulitzer Prizes, Emmy Awards, Heisman Trophies and Medals of Honor. They wear names like inventor, entrepreneur, best-selling author, pioneer, CEO, founder and national champion.

Here are just a few of our legends:

Best-selling authors: Harper Lee, "To Kill a Mockingbird"; Winston Groom, "Forrest Gump"; Kathryn Stockett, "The Help"; Mark Childress, "Crazy in Alabama"; and T.S. Stribling, "The Store."

CEO/Chairman of the Board/President: Marillyn Hewson, Lockheed Martin; W.W. Clements, Dr Pepper Company; Sam DiPiazza, PricewaterhouseCoopers; Thom Rainer, Lifeway Christian Resources; Vicki Hollub, Occidental Petroleum.

Pioneers and Founders: Millard Fuller, Habitat for Humanity; Jimmy Wales, Wikipedia; Joe Gibbs, Golf Channel; John Hendricks, Discovery Channel; Janet Gurwitch, Laura Mercier cosmetics.

Science: Dr. Edward O. Wilson, biologist, researcher and two-time Pulitzer Prize-winning author; Robert Jemison Van de Graaff, scientist and inventor.

Film and Television: Chuck Gordon, producer of "Die Hard" movies and "Field of Dreams"; Sela Ward, television and film actress; Joe Scarborough, talk show host; Jim Nabors, actor; Tom Cherones, director of "Seinfeld"; Sonequa Martin-Green, actor.

Journalism: Howell Raines, Pulitzer winner at The New York Times; John Cochran, prize-winning television journalist; Rece Davis, ESPN journalist.

It matters where you go to college. The University of Alabama is among the fastest growing flagships in the country because of our commitment to excellence and the success of our graduates. The Fulbright Student Program recognizes UA as a top producer of Fulbright recipients. For the last 11 years, UA has ranked among the top five institutions for Goldwater Scholars, producing more than Harvard and MIT. And we rank in the top five nationally for National Merit Scholars.

Learn more about how you can become a legend at gobama.ua.edu. You can also visit ua.edu/legends to read about more legends from The University of Alabama.

ON YOUR CAMPUS...





TOP RANKED

ONE OF AMERICA'S TOP-RANKED UNIVERSITIES

ON YOUR CAMPUS...

- The Carnegie Foundation lists The University of Alabama among the top doctoral research universities in the United States. For the first time in its history, UA achieved Doctoral Universities – Very High Research Activity status, formerly known as the R1 category, in the Carnegie Classification of Institutions of Higher Education.
- Enrollment at The University of Alabama reached 38,392 for fall 2018. Approximately 40% of UA's freshman class scored 30 or higher on the ACT, and more than 36% were in the top 10% of their high school graduating class. The entering class in 2018 carries an average high school grade-point average of 3.71, with more than 34% having a high school GPA of 4.0 or higher. The class's average ACT is 27.
- UA ranks second nationally among public universities and fifth among all universities nationwide in enrollment of National Merit Scholars for the 2018 entering class. UA has a total of 614 National Merit Scholars enrolled.
- U.S. News and World Report ranks The University of Alabama's Manderson Online Business Master's programs 10th in the nation. In addition, U.S. News and World Report ranks UA's School of Law 25th among all law schools in the nation (eighth among public universities). Also, UA's School of Library and Information Studies is ranked 28th nationally in the latest rankings for library schools.
- UA's Culverhouse School of Accountancy's undergraduate program ranks ninth overall in 2018, seventh overall for a program with a faculty size at more than 24 and third in the South, according to the Public Accounting Report. The master's programs are ranked 10th overall, and the doctoral program is ranked eighth overall.
- University of Alabama students continue to win prestigious national awards. Fifty-six UA students have been named Goldwater Scholars, including three in 2019. UA has produced 15 Rhodes Scholars, 16 Truman Scholars, 33 Hollings Scholars and 15 Boren Scholars (including two Boren scholars in 2019).
- Twenty-six current UA faculty have received National Science Foundation CAREER Awards, the nation's most prestigious recognition of top-performing young scientists, in disciplines ranging from nanoscience to biological sciences.
- Ten University of Alabama alumni and students won Fulbright awards for teaching overseas 2019-20. For the third time in four years, UA was recognized as a Top Producing Institution for Fulbright U.S. Students.
- PRWeek Magazine has recognized the public relations program in The University of Alabama's College of Communication and Information Sciences as one of the top five programs in the nation eight times in the past 11 years.
- Students at UA who competed in the NASA Robotic Mining Competition came away with the top prize for the fifth year in a row in 2019.
- UA is building a new Performing Arts Academic Center on the historic Bryce property. The \$60 million center will provide the theatre and dance department with space for performances and to expand its community programming and outreach.



GREG BYRNE

DIRECTOR OF ATHLETICS



Greg Byrne, one of the most acclaimed and respected administrators in collegiate athletics, began his tenure as Alabama's Director of Athletics on March 1, 2017. His role at Alabama is his third venture at the helm of a major collegiate athletics program.

Since taking over, Byrne developed and implemented The Standard, a five-year strategic plan outlining the mission statement and core values of Alabama Athletics as well as benchmarks in the areas of academics, student-athlete welfare, athletics success, financial resources, facilities, staffing and operating with integrity. In addition, The Crimson Standard, a 10-year, \$600 million capital initiative focused on the renovation of facilities and development of an infrastructure that will drive future success was created.

Alabama Athletics celebrated its highest finish in program history in the Learfield Directors' Cup at the conclusion of the 2017-18 season, placing 14th thanks to a national championship in football, runner-up finishes in men's and women's golf and NCAA postseason appearances by men's basketball, gymnastics, soccer, softball, men's and women's swimming & diving, men's tennis, men's and women's cross country, men's and women's indoor track & field and men's and women's outdoor track & field. The Tide also continued its run of excellence in the classroom, leading the nation in Academic All-Americans with 11.

Prior to coming to Alabama, Byrne was Vice President for Athletics at the University of Arizona from 2010-17 and was Director of Athletics at Mississippi State University from 2008-10. With more than 20 years of experience as an athletics administrator, Byrne has fashioned an impressive administrative career hallmarked by consistent success in fundraising, innovative strategies and competitive success with a strong emphasis on academic excellence.

Throughout his career, Byrne has been consistently more impactful and successful with each step up the administrative ladder. As a fundraiser, he has been directly involved in raising more than \$200 million in gifts during his career. As a leader of competitive athletics programs, he has fostered major improvements across the spectrum of sports at both programs he has led. A

proponent of developing student-athletes into productive people after college, Byrne has led programs that have attained academic success at levels not reached prior to his tenure.

He also has deep experience working in the Southeastern Conference (SEC), having spent 2002 to 2005 at the University of Kentucky as Associate Athletics Director for Development and Fundraising before a four-year stint at Mississippi State (2006-10). From 2006-08, Byrne served as Associate Athletics Director for External Affairs at MSU before becoming Director of Athletics.

Under Byrne's leadership, Arizona Athletics underwent more than \$140 million in construction and renovation of athletics facilities. That work was highlighted by the \$72 million Lowell-Stevens Football Facility, the addition of two video boards in Arizona Stadium (football), and a new scoreboard in the McKale Center (basketball). Additionally, Byrne oversaw a \$30 million renovation of the McKale Center, a project that included upgraded locker rooms, seating, restrooms, concessions, enhanced lighting and a new playing floor.

At Mississippi State, where he was the youngest athletics director in the SEC and the youngest to lead an athletic program at the NCAA Division I-A level, Byrne oversaw the hiring of head football coach Dan Mullen and former head baseball coach and current Director of Athletics John Cohen.

In addition to his role as Director of Athletics, Byrne serves on several committees at both the conference and national levels including the United States Olympic & Paralympic Committee Collegiate Advisory Council, the Division I Football Oversight Committee and the Southeastern Conference Security Committee. He is currently also serving his one-year term as president of the National Association of Collegiate Directors of Athletics.

As the son of veteran athletics administrator Bill Byrne, one of the nation's most prominent college sports administrators with 30 years of experience as an Athletics Director, Greg Byrne has been around the enterprise of running successful athletic programs for most of his life.

A native of Pocatello, Idaho, Byrne earned his bachelor's degree from Arizona State University in 1994 and his master's degree from Mississippi State University in 2009. Byrne is married to the former Regina Misa of Junction City, Ore., and the couple has two sons, Nick and Davis.



Greg and his wife, Regina, with sons Nick and Davis.

ATHLETICS ADMINISTRATION



FINUS GASTON
DEPUTY DIRECTOR OF ATHLETICS/CFO



KEVIN ALMOND
EXECUTIVE ASSOCIATE ATHLETICS DIRECTOR



TIFFINI GRIMES
EXECUTIVE ASSOCIATE ATHLETICS DIRECTOR/ CHIEF DIVERSITY OFFICER



JEFF PURINTON
EXECUTIVE ASSOCIATE ATHLETICS DIRECTOR, EXTERNAL OPERATIONS



MARIE ROBBINS
SENIOR ASSOCIATE ATHLETICS DIRECTOR/SWA



J BATT
SENIOR ASSOCIATE ATHLETICS DIRECTOR, DEVELOPMENT



JON DEVER
SENIOR ASSOCIATE ATHLETICS DIRECTOR, STUDENT SERVICES



MATT SELF
SENIOR ASSOCIATE ATHLETICS DIRECTOR, COMPLIANCE



JEFF ALLEN
ASSOCIATE ATHLETICS DIRECTOR, SPORTS MEDICINE



CHRIS BESANCENEY
ASSOCIATE ATHLETICS DIRECTOR, TICKETING AND TIDE PRIDE



BRAD LEDFORD
ASSOCIATE ATHLETICS DIRECTOR, STRATEGIC MARKETING



JESSICA PARÉ
ASSOCIATE ATHLETICS DIRECTOR, COMMUNICATIONS



ELLIS PONDER
ASSOCIATE ATHLETICS DIRECTOR, FOOTBALL/ FOOTBALL COO



JEFF SPRINGER
ASSOCIATE ATHLETICS DIRECTOR, EQUIPMENT OPERATIONS



AARON VOLD
ASSOCIATE ATHLETICS DIRECTOR, DEVELOPMENT



JUSTIN BRANT
ASSISTANT ATHLETICS DIRECTOR, CRIMSON TIDE PRODUCTIONS



BURTON BURNS
ASSISTANT ATHLETICS DIRECTOR, FOOTBALL



CHRIS DARLING
ASSISTANT ATHLETICS DIRECTOR, DEVELOPMENT



MICHAEL DEAN
ASSISTANT ATHLETICS DIRECTOR, COMPLIANCE



JESSIE GARDNER
ASSISTANT ATHLETICS DIRECTOR, STUDENT-ATHLETE ENHANCEMENT




RAND HARRIS
ASSISTANT ATHLETICS DIRECTOR, INFORMATION TECHNOLOGY



ALLISON JEFFREYS
ASSISTANT ATHLETICS DIRECTOR, HUMAN RESOURCES



RED LEONARD
ASSISTANT ATHLETICS DIRECTOR, EVENT MANAGEMENT



DANIEL LYERLY
ASSISTANT ATHLETICS DIRECTOR, FOOTBALL VIDEO SERVICES



RYAN MAJERCIK
ASSISTANT ATHLETICS DIRECTOR, MARKETING AND FAN DEVELOPMENT



JOSH MAXSON
ASSISTANT ATHLETICS DIRECTOR, FOOTBALL COMMUNICATIONS



BRANDON SEVEDGE
ASSISTANT ATHLETICS DIRECTOR, FACILITIES



KYLE VASEY
ASSISTANT ATHLETICS DIRECTOR, STRATEGIC PLANNING



AMY WOODS
ASSISTANT ATHLETICS DIRECTOR, FINANCE



DR. JAMES KING
FACULTY ATHLETICS REPRESENTATIVE



CRIMSON TIDE

BASKETBALL

MAX EFFORT • CONTINUOUS GROWTH • SELFLESS LOVE



PLAYER LOCKER ROOM



The Crimson Tide basketball program already boasts one of the top competition venues in the nation and the team also has one of the finest basketball facilities in its possession. Housed behind a pair of elegant frosted glass doors emblazoned with the Tide's signature 'A' lies a state-of-the-art space that gives the current players everything they need for success on the court and in the classroom, while also providing a crown jewel for the program in attracting the nation's top talent.

Upon entering the facility in the southeast corner of Coleman Coliseum, players have a large, open and well-lit area furnished with tables, chairs, study carrels and computer work stations to pursue their academic course work with the same intensity and focus exhibited on the court. Adjacent to this area is the team's player lounge that features a more laid back environment, complete with over-sized leather chairs and couches, a custom pool table and three large flat-screen televisions complete with videogame systems to allow the players to relax and enjoy each other's company. In addition, the lounge also features a nutrition area complete with a fully-stocked kitchen to help the team hydrate and nourish their bodies so they are able to train and compete at the highest level throughout the year.

The rest of the facility is all business with a circular film room featuring comfortable stadium seating angled around a large projection screen. The room is equipped with the finest suite of video analysis software and tools designed to give the Tide a competitive scouting advantage against every opponent on its schedule. Next to the team's film room is the heart of the facility, the Tide's locker room. With a similar circular design, the Tide's detailed lockers constructed out of richly polished wood surround an Alabama logo woven into the room's carpet. Each player has his own deep locker with adequate space to accommodate all his personal and athletic needs. A shower and restroom facility featuring detailed tile and fixtures were designed specifically for a basketball player's physique. There is an equally impressive locker room for coaches and staff members.

Just steps outside the locker room is the team's dedicated equipment room that gives each player easy access to his practice equipment and uniform. The equipment room also keeps a fully-stocked line of Nike shoes and performance apparel to ensure that each Tide player is outfitted in the finest equipment and athletic gear in the world.

As much as the player's comforts are taken care of the facility, the bumps and bruises that come along with playing in the Southeastern Conference are also addressed as a complete training room is enclosed within the facility's confines. The training room houses all of the team's medical needs with taping tables, evaluation stations and the most modern physical rehabilitation equipment available as well as a full-size cold tub and whirlpool to keep each player's body capable of performing at an elite level.

These various additions address the equally varied needs of the student-athlete devoting equal space to the team's academic, athletic and medical demands in a facility that is sure to give the current roster and generations of future UA players tools for everyday success.



PLAYER ENTRANCE



LOCKER ROOM SUITE



NUTRITION/KITCHEN AREA



PLAYER LOUNGE



TRAINING ROOM



PRACTICE FACILITY



COLEMAN COLISEUM

Since 1968, Coleman Coliseum has served as the home court of the Crimson Tide basketball team and the vaunted structure has seen more than 500 Alabama wins under its distinctive arched roof.

Originally known as Memorial Coliseum, it remains one of college basketball's finest facilities and was decades ahead of its time when originally constructed at a cost of \$4.2 million. The structure occupies two acres of land, with the roof reaching 90 feet above the playing surface and almost 100,000 square feet of space in the main seating bowl. At its inception, the Coliseum's capacity of 15,032 was easily the biggest in the Southeastern Conference and the fifth-largest in the nation.

In 1988, the arena was re-dedicated as Coleman Coliseum in honor of Jeff Coleman, a longtime Crimson Tide historian, business manager and alumni director, who served on the committee that oversaw the Coliseum's planning and construction.

Coleman Coliseum saw its greatest transformation prior to the 2005-06 season, when the entire facility was updated in grand fashion. Behind

a bold modernized facade, the interior lobbies and concourses were expanded and upgraded along with offices, locker rooms and support facilities. In the main seating area, 15,316 new seats, all theater style and many of them padded, welcomed raucous crowds along with a new club area along the east side of the court. The improvements didn't stop there, as the consistently evolving facility continues to receive upgrades each season to keep it at the forefront of the nation's basketball facilities. The most recent updates included a new state-of-the-art high-definition scoreboard hanging over center court and additional courtside seating to bring the facility's capacity to 15,383.

The Coliseum also features an auxiliary training facility that houses two full-size courts at the team's disposal for practices and individual workouts. The facility also includes state-of-the-art video, training, weight and equipment rooms.

In addition to Alabama's 15 NBA first-round draft picks, the Coliseum has welcomed some of the finest players in college basketball history.



CRIMSON TIDE SPORTS NETWORK

The Crimson Tide Sports Network (CTSN) will bring Alabama basketball to fans around the state by radio on the Crimson Tide Sports Network and to fans around the world, via the internet with a link through the Tide's official website RollTide.com and on XM Radio.

The CTSN's basketball crew includes Chris Stewart calling the play-by-play and former Tide player Bryan Passink providing color and analysis. Tom Stipe is the producer/engineer for the radio broadcast crew.

Alabama's basketball broadcasts are produced by the Crimson Tide Sports Network, the official multimedia rightsholder of Alabama Athletics. CTSN is headquartered in Tuscaloosa with Jim Carabin as its vice president/general manager. CTSN sales executives include Brooks Blakey, Tom Brooks, Luke Holcomb and Chris Hand.

Gameday coverage of Alabama basketball begins one hour before tipoff time and includes the pre-game comments of coach Nate Oats. After each game, the crew visits with coach Oats and an Alabama student-athlete who made an impact on the game.

HEY, COACH!

It's the greeting Alabama fans typically use to open the call: "Hey, Coach!" and that's also the name of CTSN's weekly call-in show. From August through Nov. 27, "Hey, Coach" airs every Thursday night from 6:30 to 8:00 p.m. CT. The show moves to Monday nights from 6-7 pm. CT beginning on Monday, Dec. 2. Chris Stewart plays host to the show live at Baumhower's Victory Grille in Tuscaloosa. Coach Nate Oats joins the show during the basketball season to answer questions from Alabama fans on the phone and at the restaurant.

THE NATE OATS SHOW

Basketball fans get an insider's view each week during the season on "The Nate Oats Show." The Tide's head coach offers insight on Alabama's week, previewing the games ahead and reviewing recent games. Chris Stewart is the host of the 30-minute show. The show airs on Birmingham's CBS-42, Montgomery's WNCN-32, Tuscaloosa's WVUA, Huntsville's WZDX-54 and Cox Sports Television.

TIDE TV THIS WEEK

Alabama fans can see more of the Tide each week on CTSN's 30-minute weekly television show, "Tide TV This Week." Chris Stewart hosts this weekly look at all the Tide's teams, with emphasis on basketball from November through the NCAA Tournament. The show airs on CBS42 in Birmingham, WVUA in Tuscaloosa, WNCN-32 in Montgomery, WAMY-8 in Huntsville and WJTC-44 in Mobile.



2019-20 BASKETBALL NETWORK AFFILIATES

Anniston	WHMA-FM 95.5
Arab	WAFN-FM 92.7
Ashland.....	WCKF-FM 100.7
Birmingham.....	WENN-AM 1320
Birmingham.....	WENN-FM 100.1
Birmingham.....	WPYA-FM 97.3
Birmingham.....	WBHJ-HD2 95.7
Brewton.....	WKNU-FM 106.3
Centre.....	WEIS-AM 990
Centre.....	WEIS-FM 100.5
Columbus, GA.....	WIOL-FM 95.7
Cullman	WFMH-AM 1340
Decatur	WWTM-AM 1400
Decatur	WWTM-FM 94.3
Dothan	WBBK-FM 93.1
Fayette	WLDX-AM 990
Fayette	WLDX-FM 97.1
Florence.....	WYTK-FM 93.9
Ft. Payne	WFPA-AM 1400
Ft. Walton Beach, FL.....	WZLB-FM 103.1
Gadsden	WAAX-AM 570
Gadsden	WGMZ-FM 93.1
Georgiana/Greenville.....	WFXX-FM 107.7
Haleyville	WWWH-FM 92.7
Hattiesburg, MS.....	WFOR-AM 950
Hattiesburg, MS.....	WFOR-FM 92.7
Huntsville	WUMP-AM 730
Huntsville	WUMP-FM 103.9
Huntsville	WWFF-FM 93.3
Jackson, AL.....	WHOD-FM 94.5
Linden/Demopolis.....	WINL-FM 98.5
Lynchburg, TN.....	WHMT-AM 740
Lynchburg, TN.....	WHMT-FM 105.1
Mobile	WNSP-FM 105.5
Monroeville	WMFC-FM 99.3
Montgomery	WLWI-AM 1440
Montgomery	WXFX-HD3 95.1-3
Montgomery	WXFX-FM 95.1
Pensacola, FL.....	WPNN-AM 790
Pensacola, FL.....	WPNN-FM 103.7
Rome, GA.....	WLAQ-AM 1410
Russellville	WGOL-AM 920
Russellville	WGOL-FM 100.7
Scottsboro.....	WKEA-FM 98.3
Selma.....	WDXX-FM 100.1
Sylacauga	WFEB-AM 1340
Sylacauga	WFEB-FM 100.9
Tallassee	WTLS-AM 1300
Tallassee	WTLS-FM 106.5
Tuscaloosa	WFFN-FM 95.3
Vernon	WJEC-FM 106.5
Winfield.....	WKXM-AM 1300
Winfield.....	WKXM-FM 97.7



Alabama men's basketball broadcast crew (from left) color analyst Bryan Passink, play-by-play Chris Stewart and engineer/producer Tom Stipe.

INTRODUCTION

THE SOUTHEASTERN CONFERENCE

Throughout the history of men's college basketball, the Southeastern Conference has captured 11 NCAA Championships and four NIT titles, making the SEC one of the nation's top basketball conferences.

THE NATION'S BEST COACHES

- Thirteen of the 14 SEC coaches have led their teams to the NCAA Tournament. The one not included in that list is entering his first season coaching collegiately and was previously named NBA G League Coach of the Year.
- Eleven SEC coaches have taken their teams to the Sweet 16, nine have advanced to the Elite Eight and six have gone on to the Final Four.
- Six SEC coaches - Bruce Pearl, Tom Crean, John Calipari, Ben Howland, Frank Martin and Rick Barnes - have been head coaches in the Final Four with two winning national championships.
- Twelve of the 14 SEC coaches have led their teams to a conference championship.
- The coaches have combined for 206 seasons of head coaching experience, more than 4,500 career wins, 54 conference titles and 117 NCAA Tournament appearances.
- Twelve different SEC teams received votes in the Associated Press Poll during the 2018-19 season.
- Six SEC teams were ranked in the Associated Press Top 25 on January 21, 2019, tying for the most in a single AP poll in league history. The last time six teams were ranked in the AP Top 25 was exactly 16 years previously on January 21, 2003.

THE NATION'S BEST PLAYERS

- Tennessee's Grant Williams was a consensus first team All-America and Kentucky's PJ Washington was a consensus third-team All-America.
- Twelve SEC players were picked at the 2019 NBA Draft, including six who were chosen in the first round.
- The 2018 NBA Draft marked the third time (1988 and 2015) that the SEC has had four

lottery picks in a single NBA Draft.

- The SEC has had at least five first round NBA Draft picks in four of the last five years.
- LSU's Ben Simmons was drafted No. 1 overall in the 2016 NBA Draft. He is the fifth SEC player to be picked first overall in the draft and the fourth in the last nine years.
- The SEC's 26 Lottery Picks since 2010 are the second-most of any conference.
- Over the last nine NBA Drafts, 77 SEC players have heard their names called. Forty-five of those were selected in the first round and four were the No. 1 overall pick.
- Five SEC schools have recruiting classes that rank in the Top 25 of ESPN.com's national rankings - Kentucky (3), Georgia (5), Florida (12), Alabama (17) and Auburn (21).
- Eighteen players ranked in the Top 100 of ESPN.com's Class of 2019 rankings have signed with SEC schools, including 11 of the Top 50 players in the class and five of the Top 25.

POSTSEASON SUCCESS

- The SEC's 15 NCAA Tournament selections of the last two years are second-most in the nation.
- The SEC's eight NCAA Tournament selections in 2018 are the most in league history. The previous record was six which was accomplished nine times, most recently in 2008.
- The SEC's 10 teams advancing to postseason play in 2018 (8 NCAA, 2 NIT) ties for the most in league history. In 2001, six SEC teams received NCAA Tournament invites while four participated in the NIT.
- SEC teams are 67-36 (64.1 percent) in the NCAA Tournament since 2012 (10-3 in 2012, 4-3 in 2013, 12-3 in 2014, 6-5 in 2015, 3-3 in 2016, 11-5 in 2017, 8-8 in 2018 and 12-7 in 2019).



- SEC teams are 37-12 (75.5 percent) in postseason opening games over the last six years (7-0 in 2014, 6-2 in 2015, 5-2 in 2016, 5-3 in 2017, 7-2 in 2018 and 6-3 in 2019).
- The SEC has had at least one team advance to the Sweet 16 in 29 of the last 30 years. All of the SEC's 14 members have advanced to the Sweet 16 since 1996.
- The SEC has had a team in the Final Four in six of the last nine years.
- Eight different SEC teams (Arkansas, Auburn, Florida, Georgia, Kentucky, LSU, Mississippi State and South Carolina) have appeared in the Final Four.
- The SEC had representatives in both the men's and women's Final Four for the 13th time in 2017.
- Every team in the SEC has made at least one NCAA Tournament appearance in the last five editions of the NCAA Tournament.

ACADEMICS

- LSU's Skylar Mays was a 2019 CoSIDA First Team Academic All-America selection.
- A total of 73 men's basketball students were named to the 2018-19 SEC Academic Honor Rolls for having a grade point average of 3.00 or above for either the preceding academic year or a cumulative grade point average of 3.00 or above.
- 362 men's basketball students have been named to the SEC's Academic Honor Rolls over the last five years.

THE SEC TOURNAMENT



The 2020 Southeastern Conference Men's Basketball Tournament returns to Bridgestone Arena in Nashville. It will be the ninth time that the arena has served as the host of the SEC Tournament, having also hosted in 2001, 2006, 2010, 2013, 2015, 2016, 2017 and 2019. Also the home of the NHL's Nashville Predators, Bridgestone Arena has the distinction of being one of the busiest venues in the United States over the past decade and a half, hosting more than 18 million guests during that time. Seating capacity is approximately 19,395 for basketball games.

The winner of the 13-game tournament receives the SEC's automatic bid to the NCAA Tournament. The tournament seeds are determined by the 18-game regular season conference schedule. Teams are seeded 1-14 based on their regular season conference finish.

The SEC has shown extraordinary balance in the tournament, evidenced by the fact that a different school won the first seven titles after the renewal. The event has helped set the stage for SEC teams in the NCAA Tournament, as 26 of the tournament champions since the tournament resumed in 1979 have advanced to at least the Sweet 16. Three of the last 21 SEC Tournament champions have gone on to win the national championship. Since the renewal in 1979, the SEC Tournament Champion has failed to win at least one NCAA Tournament game only four times.

Kentucky leads the league with 31 SEC Tournament titles. Alabama is second with six, while Tennessee and Florida are tied for third with four. Mississippi State has three championship trophies while Auburn, Georgia, Ole Miss and Vanderbilt have two. Arkansas, LSU and former league member Georgia Tech have each won one SEC Tournament championship.

MARCH 11-15

NASHVILLE, TENN.

BRIDGESTONE ARENA

2019-20 SEASON PREVIEW

INSIDE

Season Preview	18-19
Rosters	20-21
Schedule	22
Opponents	23-27
2020 SEC Tournament Bracket	28





MEN'S BASKETBALL PREVIEW

By Christopher Walsh

They went almost three full hours on the first official day of fall camp. That's longer than a game, but Nate Oats is big on setting the proper tone.

He did so when first arriving after being hired as Alabama's new men's basketball coach in late March, and with the first offseason on-court workouts. But those were just a taste of what was to follow, and enough to leave the players gassed.

"I told our administrative assistant, 'Can we eliminate all the extra meetings now that practice is here? Just get down to coaching basketball?'" Oats said after the Crimson Tide's first official practice. "That's where I'm most comfortable, in my element."

Welcome to a new kind of basketball at Alabama, which promises to be anything but boring. Even during the spring and summer, when the opening tip to the 2019-20 season was still months away, there was a buzz around the program and the 21st head coach in Crimson Tide basketball's 106-year history.

Oats arrived from Buffalo, where he was twice named the Mid-American Conference Coach of the Year and led his team to the NCAA Tournament three times. Over four seasons the Bulls went 96-43 and won three MAC titles.

Last season, Buffalo finished 32-4, 16-2 in conference play and was ranked as high as No. 14 in the AP Top 25. It was the highest ranking by any MAC team over the past 40 years. Oats went on to finish fourth in the Associated Press 2019 National Coach of the Year voting.

While that alone has the Alabama fan base excited, the style of play does even more. Anyone who watched Oats' Buffalo teams saw a high-energy group that tried to run opponents out of the gym.

"Tempo," junior guard Herbert Jones said is the biggest difference. "It's a lot faster."

"It's fun."

Although the coaching staff and playing style have changed, the core of the Crimson Tide lineup has not – at least not dramatically.

Three starters, all in the backcourt, and seven lettermen returned from the 2018-19 team that finished 18-16 overall, 8-10 in SEC play.

Among them are guards Kira Lewis Jr., John Petty Jr. and Jones.

Despite being a freshman, and the youngest basketball player in the NCAA, Lewis topped the team in scoring by averaging 13.5 points, and also had the most assists (2.9), minutes (31.6), field goals made (157) and attempted (363), and highest free-throw percentage (.783).

Petty also averaged double digits in scoring, 10.2, while leading the Crimson Tide in 3-point baskets made (59) and attempted (171). He was second in rebounding (4.2) and third in scoring.

Jones notched the most charges taken (17) and steals (32), and was second in blocked shots (20). He averaged just 6.4 points, but has taken Oats' offensive style well and is poised for a breakout junior season.

So are two other key returnees, junior forwards Alex Reese and Galin Smith.

Reese averaged 6.3 points and 2.5 rebounds, while his 37.5 percent shooting from 3-point range topped Alabama. Smith averaged 3.8 points and 2.2 rebounds, but will be counted on to step up following the departure of Donta Hall.

"I think everyone's excited," Reese said, who has grown in confidence at the perimeter in the more open offense.

The thing is, and what will be largely forgotten after the season begins against Penn on Nov. 5 at Coleman Coliseum, is that Oats essentially had to re-recruit everyone after arriving, and quickly. The only promise he made was that they would work hard and win games through that effort. Not everyone did return, but for everyone else it was a message the players wanted and needed to hear.

"The first workout, I'm not going to lie, was tough," Petty said. "Everyone was winded. It was like a few days after he got the job, we did a workout, and it was new to everyone. We didn't really know how fast he wanted us to play until we started working out with him.

"But I think everyone's adjusted well."

Subsequently, the early indications were all positive.

For example, Oats regularly runs a drill he calls the NBA 100, which is shooting the corresponding number of 3-pointers. The first time he went through it, Jones, who really struggled with his shooting last season and was just 6-for-21 (.286) from beyond the arc, scored 44. The next time he hit 59.

With that alone, his confidence was on the rise.

"It's a huge goal," he said.

Forward Javian Davis, who redshirted the 2018-19 season, also hit the gym and has reaped the benefits. When he first arrived on campus in the summer of 2017, he weighed 286 pounds. He enters this season weighing in at 242.

"To be honest, when we first got here, I wasn't sure he was going to make it," Oats said. "He was out of shape and I didn't know if he would make it through the first few practices, but he has really done a 180. He's lost a lot of weight and he works. He's a gym rat,



Kira Lewis Jr. was the youngest active player in Division I a year ago and returns for his sophomore season after leading the Tide in scoring, assists and minutes per game as a true freshman in 2018-19.

one of the biggest gym rats on our team, and I like that. Plus, he can shoot it a little bit."

Oats was referring to his outside shot, another indicator to the kind of diverse offense the Crimson Tide wants to execute this season.


Meanwhile, Alabama added seven names to the roster.

Among those seven is the Tide's lone senior in guard James "Beetle" Bolden – a graduate transfer from West Virginia who is expected to make an immediate impact. Last season, he was the Mountaineers' second-leading scorer at 12.2 points per game and has been a career 40 percent three-point shooter over the 82 career games he has played.

Another transfer, Jahvon Quinerly, could also make an impact right away although the eligibility status of Villanova transfer is in doubt. The sophomore guard, who was a former consensus 5-star prospect and McDonald's All-American, applied for a waiver to avoid having to sit during the 2019-20 season, but as of mid-October the NCAA had yet to make a ruling.

Additional newcomers include freshmen guards Jaylen Forbes and Jaden Shackelford, along with freshman forward Raymond Hawkins. All three are capable of helping out the Crimson Tide roster this year.

"Forbes plays with a chip on his shoulder," Oats said. "Shackelford has a college-ready body. Jahvon has a chance to be an elite-level defender. Ray was a little out of shape and is still working to get himself in shape. Has a lot of upside, though. All three have responded well."



John Petty, who set a UA freshman three-point record for makes and attempts, has made 149 treys in his two seasons at the Capstone which puts him on pace to shatter the career school record.

OUTLOOK

2019-20 ROSTERS

NUMERICAL ROSTER

No.	Name	Pos.	Ht.	Wt.	Cl.	Hometown (Previous School)
0	Javian Davis	F	6-9	268	So.	Canton, Miss. (Canton HS)
1	Herbert Jones	G	6-7	206	Jr.	Greensboro, Ala. (Hale County HS)
2	Kira Lewis Jr.	G	6-3	167	So.	Meridianville, Ala. (Hazel Green HS)
3	Alex Reese	F	6-9	238	Jr.	Pelham, Ala. (Pelham HS)
4	Juwan Gary	F	6-5	220	Fr.	Columbia, S.C. (Liberty Heights)
5	Jaden Shackelford	G	6-3	185	Fr.	Hesperia, Calif. (Hesperia HS)
11	Beetle Bolden	G	6-0	170	Gr.	Covington, Ky. (West Virginia)
12	Jaylen Forbes	G	6-4	176	Fr.	Florence, Miss. (Florence HS)
13	Jahvon Quinerly	G	6-1	175	So.	Hackensack, N.J. (Villanova)
15	Tyler Barnes	F	6-8	205	Jr.	Louisville, Ky. (St. Xavier HS)
21	Britton Johnson	G	6-4	182	So.	Mountain Brook, Ala. (Mountain Brook HS)
23	John Petty Jr.	G	6-5	197	Jr.	Huntsville, Ala. (Mae Jemison HS)
30	Galin Smith	F	6-9	245	Jr.	Clinton, Miss. (Clinton HS)
33	James Rojas	F	6-8	215	Jr.	Jamestown, N.Y. (Hutchinson CC)
35	Raymond Hawkins	F/C	6-9	240	Fr.	Oakland, Calif. (Findlay Prep)

ALPHABETICAL ROSTER

No.	Name	Pos.	Ht.	Wt.	Cl.	Hometown (Previous School)
15	Tyler Barnes	F	6-8	205	Jr.	Louisville, Ky. (St. Xavier HS)
11	Beetle Bolden	G	6-0	170	Gr.	Covington, Ky. (West Virginia)
0	Javian Davis	F	6-9	268	So.	Canton, Miss. (Canton HS)
12	Jaylen Forbes	G	6-4	176	Fr.	Florence, Miss. (Florence HS)
4	Juwan Gary	F	6-5	220	Fr.	Columbia, S.C. (Liberty Heights)
35	Raymond Hawkins	F/C	6-9	240	Fr.	Oakland, Calif. (Findlay Prep)
21	Britton Johnson	G	6-4	182	So.	Mountain Brook, Ala. (Mountain Brook HS)
1	Herbert Jones	G	6-7	206	Jr.	Greensboro, Ala. (Hale County HS)
2	Kira Lewis Jr.	G	6-3	167	So.	Meridianville, Ala. (Hazel Green HS)
23	John Petty Jr.	G	6-5	197	Jr.	Huntsville, Ala. (Mae Jemison HS)
13	Jahvon Quinerly	G	6-1	175	So.	Hackensack, N.J. (Villanova)
3	Alex Reese	F	6-9	238	Jr.	Pelham, Ala. (Pelham HS)
33	James Rojas	F	6-8	215	Jr.	Jamestown, N.Y. (Hutchinson CC)
5	Jaden Shackelford	G	6-3	185	Fr.	Hesperia, Calif. (Hesperia HS)
30	Galin Smith	F	6-9	245	Jr.	Clinton, Miss. (Clinton HS)

COACHES AND STAFF

Nate Oats	Head Coach
Charlie Henry	Assistant Coach
Antoine Pettway	Assistant Coach
Bryan Hodgson	Assistant Coach
Mike Snowden	Strength and Conditioning
Adam Bauman	Director of Operations
Alex Accetta	Operations Coordinator
Josh Baker	Special Assistant to the Head Coach
Dr. Arnie Guin	Director of Player Development
Andrew Steele	Director of Video Services
Clarke Holter	Athletic Trainer
Donovan Kates/Patrick Niland/Christian Pino/Derek Rongstad	Graduate Managers

TOP RETURNERS

SCORING/GAME

Kira Lewis Jr.	13.5
John Petty Jr.	10.5
Herbert Jones	6.4

REBOUNDING/GAME

John Petty Jr.	4.1
Herbert Jones	3.5
Kira Lewis Jr.	2.6

ASSISTS/GAME

Kira Lewis Jr.	2.9
Herbert Jones	2.0
John Petty Jr.	1.9

STEALS/GAME

John Petty Jr.	1.0
Herbert Jones	0.9
Kira Lewis Jr.	0.8

BLOCKS/GAME

Herbert Jones	0.6
Galin Smith	0.5
John Petty Jr.	0.4

FIELD GOAL PERCENTAGE

Galin Smith	.522
Kira Lewis Jr.	.443
Herbert Jones	.422

THREE-POINT PERCENTAGE

Alex Reese	.375
Kira Lewis Jr.	.358
John Petty Jr.	.335

FREE-THROW PERCENTAGE

Kira Lewis Jr.	.783
Alex Reese	.755
John Petty Jr.	.710

ROSTER INFORMATION

STARTERS RETURNING (3)

No.	Name	Pos.	Ht.	Wt.	Cl.	Hometown (Previous School)	GP/GS	PPG	RPG	APG	MPG	Other
1	Herbert Jones	G	6-7	206	Jr.	Greensboro, Ala. (Hale County HS)	34/29	6.4	3.5	2.0	21.1	0.9 spg
2	Kira Lewis Jr.	G	6-3	167	So.	Meridianville, Ala. (Hazel Green HS)	34/34	13.5	2.6	2.9	31.6	0.8 spg
23	John Petty Jr.	G	6-5	197	Jr.	Huntsville, Ala. (Mae Jemison HS)	34/17	10.2	4.2	1.9	28.9	

STARTERS LOST (2)

No.	Name	Pos.	Ht.	Wt.	Cl.	Hometown (Previous School)	GP/GS	PPG	RPG	APG	MPG	Other
0	Donta Hall	F	6-9	232	Sr.	Luverne, Ala. (Luverne HS)	34/34	10.5	8.8	0.5	26.8	1.6 bpg
11	Tevin Mack [^]	G	6-7	215	Jr.	Columbia, S.C. (Texas)	34/24	9.0	3.3	0.8	20.6	

OTHER KEY RETURNEES (2)

No.	Name	Pos.	Ht.	Wt.	Cl.	Hometown (Previous School)	GP/GS	PPG	RPG	APG	MPG	Other
3	Alex Reese	F	6-9	238	Jr.	Pelham, Ala. (Pelham HS)	28/0	6.3	2.5	0.5	13.3	
30	Galvin Smith	F	6-9	245	Jr.	Clinton, Miss. (Clinton HS)	30/10	3.8	2.2	0.1	13.1	

OTHER LETTERWINNERS LOST (4)

Name	Pos.	Ht.	Wt.	Cl.	Hometown (Previous School)	GP/GS	PPG	RPG	APG	MPG	Other
Riley Norris	G/F	6-7	210	Gr.	Albertville, Ala. (Albertville HS)	26/3	6.3	3.8	0.7	19.9	
Daniel Giddens [^]	F/C	6-10	245	Jr.	Mableton, Ga. (Ohio State)	14/0	1.9	1.9	0.5	8.2	
Avery Johnson Jr.	G	5-11	187	Sr.	Houston, Texas (Texas A&M)	32/0	1.8	0.8	0.7	9.7	
Dazon Ingram [^]	G	6-5	204	Jr.	Theodore, Ala. (Theodore HS)	32/19	7.1	3.8	2.6	22.2	

NEWCOMERS (5)

No.	Name	Pos.	Ht.	Wt.	Cl.	Hometown (Previous School)	PPG	RPG	APG	Other
0	Javian Davis	C	6-9	248	R-Fr.	Canton, Miss. (Canton HS)	17.0	12.0		2.0 bpg
4	Juwan Gary	F	6-5	220	Fr.	Columbia, S.C. (West Charlotte HS)	25.0	7.0		2.0 bpg
5	Jaden Shackelford	G	6-3	185	Fr.	Hesperia, Calif. (Hesperia HS)	34.0	11.0	5.5	4.0 spg
12	Jaylen Forbes	G	6-4	176	Fr.	Florence, Miss. (Florence HS)	23.0	9.1	2.1	
35	Raymond Hawkins	F/C	6-9	240	Fr.	Oakland, Calif. (Findlay Prep [Nev.])	14.9	5.9	1.1	

TRANSFERS (3)

No.	Name	Pos.	Ht.	Wt.	Cl.	Hometown (Previous School)	GP/GS	PPG	RPG	APG	MPG	Other
11	James "Beetle" Bolden [#]	G	6-0	170	Gr.	Covington, Ky. (West Virginia)	18/12	12.2	2.6	2.6	21.4	1.1 spg
13	Jahvon Quinerly	G	6-1	175	So.	Hackensack, N.J. (Villanova)	25/0	3.2	0.8	0.9	9.1	
33	James Rojas	F	6-8	215	Jr.	Jamestown, N.Y. (Hutchinson CC)	29	19.0	6.8	2.2	25.8	1.5 spg

[^] Players who left as graduate transfers

[#] Graduate transfer and immediately eligible to suit up for the 2019-20 season

PRONUNCIATION GUIDE

PLAYERS

Javian Davis	jay-VEE-on
Jaylen Forbes	FORBS
Juwan Gary	juh-WAHN
Kira Lewis Jr.	KYE (rhymes with EYE)-ruh
Jahvon Quinerly	juh-VON
James Rojas	ROE-hoss

COACHES

Adam Bauman	BOW-man
Dr. Arnie Guin	GYOO-in
Antoine Pettway	PETT-way



OUTLOOK

2019-20 SCHEDULE

Date	Opponent	TV	Time	Series	Streak	Most Recent Meeting
Nov. 5	PENN	SEC Network+	7 p.m.	2-0	W, 2	W, 91-85 • March 16, 1995 (Tuscaloosa, Ala.)
Nov. 11	FLORIDA ATLANTIC	SEC Network+	7 p.m.	1-0	W, 1	W, 86-78 • March 14, 2002 (Greenville, S.C.)
Nov. 15	at Rhode Island	NBCSN	6:30 p.m.	2-0	W, 2	W, 68-64 • Dec. 6, 2017 (Tuscaloosa, Ala.)
Nov. 19	FURMAN	SEC Network+	7 p.m.	1-0	W, 1	W, 96-69 • Dec. 1, 1987 (Tuscaloosa, Ala.)
Nov. 27	vs. North Carolina	ESPN/ESPN2	2:30 p.m.	4-7	L, 2	L, 55-64 • March 21, 1992 (Cincinnati, Ohio)
Nov. 28	Michigan/Iowa State	ESPN/ESPN2/ESPNU	TBA			
Nov. 29	vs. TBA	ESPN/ESPN2/ESPNU	TBA			
Dec. 6	STEPHEN F. AUSTIN	SEC Network+	7 p.m.	1-0	W, 1	W, 79-69 • Dec. 30, 2018 (Nacogdoches, Texas)
Dec. 14	at Penn State	Big Ten Network	1 p.m.	4-1	W, 4	W, 73-64 • Dec. 21, 2018 (Tuscaloosa, Ala.)
Dec. 18	vs. Samford	TBA	TBA	29-3	W, 2	W, 60-45 • Dec. 16, 2009 (Tuscaloosa, Ala.)
Dec. 21	vs. Belmont	SEC Network	2:30 p.m.	0-1	L, 1	L, 83-85 • Nov. 19, 2007 (Tuscaloosa, Ala.)
Dec. 29	RICHMOND	SEC Network	5:30 p.m.	3-1	L, 1	L, 64-71 • March 15, 2017 (New York City, N.Y.)
Jan. 4	at Florida*	ESPN2/ESPNU	5 p.m.	75-69	L, 2	L, 53-71 • Feb. 16, 2019 (Tuscaloosa, Ala.)
Jan. 8	MISSISSIPPI STATE*	SEC Network	6 p.m.	125-76	L, 1	L, 62-81 • Feb. 12, 2019 (Starkville, Miss.)
Jan. 11	at Kentucky*	ESPN/ESPN2/ESPNU	11 a.m.	38-113	L, 1	L, 55-73 • March 15, 2019 (Nashville, Tenn.)
Jan. 15	AUBURN*	ESPN2/ESPNU	8 p.m.	95-65	L, 2	L, 60-66 • March 5, 2019 (Tuscaloosa, Ala.)
Jan. 18	MISSOURI*	SEC Network	2:30 p.m.	10-4	W, 1	W, 70-60 • Jan. 16, 2019 (Columbia, Mo.)
Jan. 22	at Vanderbilt*	SEC Network	8 p.m.	71-69	W, 2	W, 68-61 • Feb. 23, 2019 (Tuscaloosa, Ala.)
Jan. 25	KANSAS STATE	ESPN2	5 p.m.	1-2	L, 2	L, 58-71 • Dec. 17, 2011 (Kansas City, Mo.)
Jan. 29	at LSU*	ESPN/ESPNU	6 p.m.	108-73	L, 2	L, 69-71 • March 2, 2019 (Tuscaloosa, Ala.)
Feb. 1	ARKANSAS*	SEC Network	5 p.m.	28-34	L, 5	L, 70-82 • March 9, 2019 (Fayetteville, Ark.)
Feb. 4	TENNESSEE*	ESPN/ESPN2/ESPNU	6 p.m.	79-69	L, 1	L, 68-71 • Jan. 19, 2019 (Knoxville, Tenn.)
Feb. 8	at Georgia*	SEC Network	5 p.m.	95-52	W, 1	W, 89-74 • Feb. 6, 2019 (Tuscaloosa, Ala.)
Feb. 12	at Auburn*	ESPN2/ESPNU	6 p.m.	95-65	L, 2	L, 60-66 • March 5, 2019 (Tuscaloosa, Ala.)
Feb. 15	LSU*	ESPN/ESPN2/ESPNU	3 p.m.	108-73	L, 2	L, 69-71 • March 2, 2019 (Tuscaloosa, Ala.)
Feb. 19	TEXAS A&M*	SEC Network	6 p.m.	12-8	L, 2	L, 56-65 • Feb. 19, 2019 (Killeen, Texas)
Feb. 22	at Ole Miss*	SEC Network	7:30 p.m.	122-58	W, 2	W, 62-57 • March 14, 2019 (Nashville, Tenn.)
Feb. 25	at Mississippi State*	SEC Network	8 p.m.	125-76	L, 1	L, 62-81 • Feb. 12, 2019 (Starkville, Miss.)
Feb. 29	SOUTH CAROLINA*	SEC Network	7:30 p.m.	30-16	W, 4	W, 68-62 • Feb. 26, 2019 (Columbia, S.C.)
March 3	VANDERBILT*	SEC Network	7:30 p.m.	71-69	W, 2	W, 68-61 • Feb. 23, 2019 (Tuscaloosa, Ala.)
March 7	at Missouri*	SEC Network	1:30 p.m.	10-4	W, 1	W, 70-60 • Jan. 16, 2019 (Columbia, Mo.)
March 11-15	at SEC Tournament	TBD	TBD			

All times Central and subject to change

Home games in **BOLD**

* SEC game



2019-20 OPPONENT QUICK FACTS

PENN

November 5 • Tuscaloosa, Ala.
Series: Alabama leads, 2-0

GENERAL INFORMATION

Location	Philadelphia, Pa.
Founded	1740
Enrollment	10,033
Nickname	Quakers
Colors	Red and Blue
Conference	Ivy League
President	Dr. Amy Gutman
Athletic Director	Dr. M. Grace Calhoun
Arena	The Palestra (8,722)

TEAM INFORMATION

Head Coach	Steve Donahue
Record at School	67-53 (4 years)
Career Record	267-267 (18 years)
Assistant Coaches	Joe Mihalich Trey Montgomery

2018-19 Record	19-12
Ivy League Record	7-7
Starters Returning/Lost	3/2
Lettermen Returning/Lost	9/4

MEDIA CONTACT

Basketball Contact	Mike Mahoney
Office	215-898-9232
E-mail	mahoney@upenn.edu
Website	www.pennathletics.com

FLORIDA ATLANTIC

November 11 • Tuscaloosa, Ala.
Series: Alabama leads, 1-0

GENERAL INFORMATION

Location	Boca Raton, Fla.
Founded	1961
Enrollment	30,759
Nickname	Owls
Colors	Blue and Red
Conference	Conference USA
President	Dr. John Kelly
Athletic Director	Brian White
Arena	Abessinio Court at FAU Arena (2,980)

TEAM INFORMATION

Head Coach	Dusty May
Record at School	17-16 (1 year)
Career Record	17-16 (1 year)
Assistant Coaches	Todd Abernethy Kyle Church Akeem Miskdeen

2018-19 Record	17-16
CUSA Record	8-10
Starters Returning/Lost	4/1
Lettermen Returning/Lost	7/5

MEDIA CONTACT

Basketball Contact	Justin Johnson
Office	561-302-0461
E-mail	jjohn218@fau.edu
Website	www.fausports.com

RHODE ISLAND

November 15 • Kingston, R.I.
Series: Alabama leads, 2-0

GENERAL INFORMATION

Location	Kingston, R.I.
Founded	1892
Enrollment	17,974
Nickname	Rams
Colors	Light Blue and Dark Blue
Conference	Atlantic 10
President	Dr. David M. Dooley
Athletic Director	Thorr Bjorn
Arena	The Ryan Center (8,000)

TEAM INFORMATION

Head Coach	David Cox
Record at School	18-15 (1 year)
Career Record	18-15 (1 year)
Assistant Coaches	TJ Buchanan Kevin Sutton Austin Carrol

2018-19 Record	18-15
A-10 Record	9-9
Starters Returning/Lost	5/0
Lettermen Returning/Lost	8/5

MEDIA CONTACT

Basketball Contact	Shane Donaldson
Office Phone	401-874-2409
E-mail	shane_donaldson@uri.edu
Website	www.gorhody.com

FURMAN

November 19 • Tuscaloosa, Ala.
Series: Alabama leads, 1-0

GENERAL INFORMATION

Location	Greenville, S.C.
Founded	1826
Enrollment	2,800
Nickname	Paladins
Colors	Purple and White
Conference	Southern Conference
President	Elizabeth Davis
Athletic Director	Jason Donnelly
Arena	Timmons Arena (3,500)

TEAM INFORMATION

Head Coach	Bob Richey
Record at School	48-18 (2 years)
Career Record	48-18 (2 years)
Assistant Coaches	Jimmie Williams Tim Johnson Jeremy Growe

2018-19 Record	25-8
SOCON Record	13-5
Starters Returning/Lost	4/1
Lettermen Returning/Lost	9/4

MEDIA CONTACT

Basketball Contact	Jordan Caskey
Office	864-294-3065
E-mail	jordan.caskey@furman.edu
Website	www.furmanpaladins.com

NORTH CAROLINA

November 27 • Paradise Island, Bahamas
Series: Alabama trails, 4-7

GENERAL INFORMATION

Location	Chapel Hill, N.C.
Founded	1789
Enrollment	18,862
Nickname	Tar Heels
Colors	Carolina Blue and White
Conference	Atlantic Coast Conference
Chancellor	Kevin Guskiewicz
Athletic Director	Bubba Cunningham
Arena	Dean E. Smith Center (21,750)

TEAM INFORMATION

Head Coach	Roy Williams
Record at School	453-123 (16 years)
Career Record	871-234 (31 years)
Assistant Coaches	Steve Robinson Hubert Davis Brad Frederick

2018-19 Record	29-7
ACC Record	16-2
Starters Returning/Lost	1/4
Lettermen Returning/Lost	10/6

MEDIA CONTACT

Basketball Contact	Steve Kirschner
Office	919-962-2123
E-mail	stevekirschner@unc.edu
Website	www.goheels.com

MICHIGAN

November 28 • Paradise Island, Bahamas
Series: Alabama leads, 2-1

GENERAL INFORMATION

Location	Ann Arbor, Mich.
Founded	1817
Enrollment	46,710
Nickname	Wolverines
Colors	Maize and Blue
Conference	Big Ten
President	Dr. Mark Schissel
Athletic Director	Warde Manuel
Arena	Crisler Center (12,707)

TEAM INFORMATION

Head Coach	Juwan Howard
Record at School	First Year
Career Record	First Year
Associate Head Coach	Phil Martelli
Assistant Coaches	Saddi Washington Howard Easley

2018-19 Record	30-7
Big Ten Record	15-5
Starters Returning/Lost	2/3
Lettermen Returning/Lost	13/3

MEDIA CONTACT

Basketball Contact	Tom Wywrot
Office	734-763-4423
E-mail	twywrot@umich.edu
Website	www.mgoblue.com

2019-20 OPPONENT QUICK FACTS

IOWA STATE

November 29 • Paradise Island, Bahamas
Series: Tied, 1-1

GENERAL INFORMATION

Location	Ames, Iowa
Founded	1858
Enrollment	33,391
Nickname	Cyclones
Colors	Cardinal and Gold
Conference	Big 12
President	Dr. Wendy Wintersteen
Athletic Director	Jamie Pollard
Arena	Hilton Coliseum (14,384)

TEAM INFORMATION

Head Coach	Steve Prohm
Record at School	83-53 (4 years)
Career Record	187-82 (8 years)
Assistant Coaches	James Kane Danijal Robinson William Small
2018-19 Record	23-12
Big 12 Record	9-9
Starters Returning/Lost	2/3
Lettermen Returning/Lost	7/3

MEDIA CONTACT

Basketball Contact	Matt Shoultz
Office	515-294-1393
E-mail	mshoultz@iastate.edu
Website	cyclones.com

STEPHEN F. AUSTIN

December 6 • Tuscaloosa, Ala.
Series: Alabama leads, 1-0

GENERAL INFORMATION

Location	Nacogdoches, Texas
Founded	1921
Enrollment	13,144
Nickname	Lumberjacks
Colors	Purple and White
Conference	Southland
President	Dr. Scott Gordon
Athletic Director	Ryan Ivey
Arena	William R. Johnson Coliseum (7,203)

TEAM INFORMATION

Head Coach	Kyle Keller
Record at School	60-38 (3 years)
Career Record	60-38 (3 years)
Assistant Coaches	Jeremy Cox Desmond Haymon Wade Mason
2018-19 Record	14-16
Southland Record	7-11
Starters Returning/Lost	3/2
Lettermen Returning/Lost	9/5

MEDIA CONTACT

Basketball Contact	Charlie Hurley
Office	936-468-2606
E-mail	hurleycp@sfasu.edu
Website	SFAJacks.com

PENN STATE

December 14 • Happy Valley, Pa.
Series: Alabama leads, 4-1

GENERAL INFORMATION

Location	State College, Pa.
Founded	1855
Enrollment	46,610
Nickname	Nittany Lions
Colors	Blue and White
Conference	Big 10
President	Dr. Eric J. Barron
Athletic Director	Sandy Barbour
Arena	Bryce Jordan Center (15,261)

TEAM INFORMATION

Head Coach	Patrick Chambers
Record at School	127-140 (8 years)
Career Record	169-168 (10 years)
Associate Head Coach	Keith Uργο
Assistant Coaches	Jim Ferry Kevin Freeman
2018-19 Record	14-18
Big 10 Record	7-13
Starters Returning/Lost	3/2
Lettermen Returning/Lost	10/4

MEDIA CONTACT

Basketball Contact	Rose Carter
Office	814-863-3163
E-mail	rpc14@psu.edu
Website	www.gopsusports.com

SAMFORD

December 18 • Birmingham, Ala.
Series: Alabama leads, 29-3

GENERAL INFORMATION

Location	Birmingham, Ala.
Founded	1841
Enrollment	5,619
Nickname	Bulldogs
Colors	Red and Navy Blue
Conference	Southern Conference
President	Andrew Westmoreland
Athletic Director	Martin Newton
Arena	Pete Hanna Center (5,000)

TEAM INFORMATION

Head Coach	Scott Padgett
Record at School	74-92 (5 years)
Career Record	74-92 (5 years)
Associate Head Coach	Shawn Finney
Assistant Coaches	Sidney Ball Charles Newton
2018-19 Record	17-16
SOCON Record	6-12
Starters Returning/Lost	4/1
Lettermen Returning/Lost	6/4

MEDIA CONTACT

Basketball Contact	Joey Mullins
Office	205-726-2799
E-mail	jmmulli1@samford.edu
Website	www.samfordsports.com

BELMONT

December 21 • Huntsville, Ala.
Series: Alabama trails, 0-1

GENERAL INFORMATION

Location	Nashville, Tenn.
Founded	1890
Enrollment	8,481
Nickname	Bruins
Colors	Navy, Red and White
Conference	Ohio Valley
President	Dr. Robert C. Fisher
Athletic Director	Scott Corley
Arena	Curb Event Center (5,000)

TEAM INFORMATION

Head Coach	Casey Alexander
Record at School	First Year
Career Record	137-120 (eight years)
Associate Head Coach	Brian Ayers
Assistant Coaches	Sean Rutigliano Tyler Holloway
2018-19 Record	27-6
OVC Record	16-2
Starters Returning/Lost	3/2
Lettermen Returning/Lost	10/4

MEDIA CONTACT

Basketball Contact	Greg Sage
Office	615-460-6698
E-mail	greg.sage@belmont.edu
Website	www.belmontbruins.com

RICHMOND

December 29 • Tuscaloosa, Ala.
Series: Alabama leads, 3-1

GENERAL INFORMATION

Location	Richmond, Va.
Founded	1830
Enrollment	4,023
Nickname	Spiders
Colors	Blue and Red
Conference	Atlantic 10
President	Dr. Ronald A. Crutcher
Athletic Director	John Hardt
Arena	Robins Center (7,201)

TEAM INFORMATION

Head Coach	Chris Mooney
Record at School	250-215 (14 years)
Career Record	268-227 (15 years)
Associate Head Coaches	Rob Jones Marcus Jenkins
Assistant Coach	Steve Thomas
2018-19 Record	13-20
A-10 Record	6-12
Starters Returning/Lost	5/0
Lettermen Returning/Lost	11/4

MEDIA CONTACT

Basketball Contact	Jason Vida
Office	289-8320
E-mail	jvida@richmond.edu
Website	www.richmondspiders.com

2019-20 OUTLOOK

2019-20 OPPONENT QUICK FACTS

FLORIDA

January 4 • Gainesville, Fla.
Series: Alabama leads, 75-69

GENERAL INFORMATION

Location	Gainesville, Fla.
Founded	1905
Enrollment	54,584
Nickname	Gators
Colors	Blue and Orange
Conference	Southeastern
President	Dr. Kent Fuchs
Athletic Director	Scott Stricklin
Arena	Stephen C. O'Connell Center (10,151)

TEAM INFORMATION

Head Coach	Mike White
Record at School	89-53 (5 years)
Career Record	190-93 (9 years)
Associate Head Coach	Al Pinkins
Assistant Coaches	Jordan Mincy Darris Nichols
2018-19 Record	20-16
SEC Record	9-9
Starters Returning/Lost	3/2
Lettermen Returning/Lost	5/10

MEDIA CONTACT

Basketball Contact	Denver Parler
Office	352-375-6135
E-mail	DenverP@gators.ufl.edu
Website	www.floridagators.com

MISSISSIPPI STATE

January 8 • Tuscaloosa, Ala.
February 25 • Starkville, Miss.
Series: Alabama leads, 125-76

GENERAL INFORMATION

Location	Starkville, Miss.
Founded	1878
Enrollment	22,883
Nickname	Bulldogs
Colors	Maroon and White
Conference	Southeastern
President	Dr. Mark E. Keenum
Athletic Director	John Cohen
Arena	Humphrey Coliseum (10,575)

TEAM INFORMATION

Head Coach	Ben Howland
Record at School	78-56 (4 years)
Career Record	479-262 (23 years)
Assistant Coaches	George Brooks Korey McCray Ernie Ziegler
2018-19 Record	23-11
Southeastern Record	10-8
Starters Returning/Lost	2/3
Lettermen Returning/Lost	9/4

MEDIA CONTACT

Basketball Contact	Matt Dunaway
Office	662-325-3595
E-mail	mdunaway@athletics.msstate.edu
Website	www.hailstate.com

KENTUCKY

January 11 • Lexington, Ky.
Series: Alabama trails, 38-113

GENERAL INFORMATION

Location	Lexington, Ky.
Founded	1865
Enrollment	30,277
Nickname	Wildcats
Colors	Blue and White
Conference	Southeastern
President	Dr. Eli Capilouto
Athletic Director	Mitch Barnhart
Arena	Rupp Arena (20,500)

TEAM INFORMATION

Head Coach	John Calipari
Record at School	305-71 (10 years)
Career Record	750-211 (26 years)
Associate Head Coach	Kenny Payne
Assistant Coaches	Tony Barbee Joel Justus
2018-19 Record	30-7
SEC Record	15-3
Starters Returning/Lost	1/4
Lettermen Returning/Lost	5/8

MEDIA CONTACT

Basketball Contact	Eric Lindsey
Office	859-619-0944
E-mail	eric.lindsey@uky.edu
Website	www.UKathletics.com

AUBURN

January 15 • Tuscaloosa, Ala.
February 12 • Auburn, Ala.
Series: Alabama leads, 95-65

GENERAL INFORMATION

Location	Auburn, Ala.
Founded	1856
Enrollment	29,776
Nickname	Tigers
Colors	Burnt Orange and Navy Blue
Conference	Southeastern
Chancellor	Dr. Jay Gogue
Athletic Director	Allen Greene
Arena	Auburn Arena (9,121)

TEAM INFORMATION

Head Coach	Bruce Pearl
Record at School	100-72 (6 years)
Career Record	562-217 (25 years)
Assistant Coaches	Ira Bowman Wes Flanigan Steven Pearl
2018-19 Record	30-10
SEC Record	11-7
Starters Returning/Lost	2/3
Lettermen Returning/Lost	10/6

MEDIA CONTACT

Basketball Contact	Cody Voga
Office	334-750-9023
E-mail	voga@auburn.edu
Website	www.auburntigers.com

MISSOURI

January 18 • Tuscaloosa, Ala.
March 7 • Columbia, Mo.
Series: Alabama leads, 10-4

GENERAL INFORMATION

Location	Columbia, Mo.
Founded	1839
Enrollment	30,870
Nickname	Tigers
Colors	Old Gold and Black
Conference	Southeastern
Chancellor	Dr. Alexander Cartwright
Athletic Director	Jim Sterk
Arena	Mizzou Arena (15,061)

TEAM INFORMATION

Head Coach	Cuonzo Martin
Record at School	35-30 (2 years)
Career Record	221-151 (11 years)
Assistant Coaches	Chris Hollender Cornell Mann Michael Porter Sr.
2018-19 Record	15-17
SEC Record	5-13
Starters Returning/Lost	3/2
Lettermen Returning/Lost	7/3

MEDIA CONTACT

Basketball Contact	R.J. Layton
Office	573-882-7826
E-mail	laytonr@missouri.edu
Website	www.mutigers.com

VANDERBILT

January 22 • Nashville, Tenn.
March 3 • Tuscaloosa, Ala.
Series: Alabama leads, 71-69

GENERAL INFORMATION

Location	Nashville, Tenn.
Founded	1873
Enrollment	6,885
Nickname	Commodores
Colors	Black and Gold
Conference	Southeastern
Chancellor	Susan Rae Wente
Athletic Director	Malcolm Turner
Arena	Memorial Gymnasium (14,316)

TEAM INFORMATION

Head Coach	Jerry Stackhouse
Record at School	First Year
Career Record	First Year
Associate Head Coach	David Grace
Assistant Coaches	Adam Mazarei Faragi Phillips
2018-19 Record	9-23
SEC Record	0-18
Starters Returning/Lost	3/2
Lettermen Returning/Lost	6/6

MEDIA CONTACT

Basketball Contact	Andy Boggs
Office	615-343-1847
E-mail	andy.boggs@vanderbilt.edu
Website	www.vucommodores.com

2019-20 OUTLOOK

2019-20 OPPONENT QUICK FACTS

KANSAS STATE

January 25 • Tuscaloosa, Ala.
Series: Alabama trails, 1-2

GENERAL INFORMATION

Location	Manhattan, Kans.
Founded	1863
Enrollment	22,221
Nickname	Wildcats
Colors	Purple and Gray
Conference	Big 12
President	Richard B. Myers
Athletic Director	Gene Taylor
Arena	Bramlage Coliseum (12,528)

TEAM INFORMATION

Head Coach	Bruce Weber
Record at School	150-89 (7 years)
Career Record	463-244 (21 years)
Associate Head Coach	Chris Lowery
Assistant Coaches	Brad Korn Jermaine Henderson
2018-19 Record	25-9
Big 12 Record	14-4
Starters Returning/Lost	2/3
Lettermen Returning/Lost	9/5

MEDIA CONTACT

Basketball Contact	Tom Gilbert
Office	785-587-7868
E-mail	tgilbert@kstatesports.com
Website	www.kstatesports.com

TENNESSEE

February 4 • Tuscaloosa, Ala.
Series: Alabama leads, 79-69

GENERAL INFORMATION

Location	Knoxville, Tenn.
Founded	1794
Enrollment	28,321
Nickname	Volunteers
Colors	Orange and White
Conference	Southeastern
Interim President	Randy Boyd
Athletic Director	Phillip Fulmer
Arena	Thompson-Boling Arena (21,678)

TEAM INFORMATION

Head Coach	Rick Barnes
Record at School	88-50 (4 years)
Career Record	692-364 (32 years)
Associate Head Coach	Michael Schwartz
Assistant Coaches	Desmond Oliver Kim English
2018-19 Record	31-6
SEC Record	15-3
Starters Returning/Lost	1/4
Lettermen Returning/Lost	4/7

MEDIA CONTACT

Basketball Contact	Tom Satkowiak
Office	865-974-7501
E-mail	tomsid@tennessee.edu
Website	www.utports.com

LSU

January 29 • Baton Rouge, La.
February 15 • Tuscaloosa, Ala.
Series: Alabama leads 108-73

GENERAL INFORMATION

Location	Baton Rouge, La.
Founded	1860
Enrollment	30,861
Nickname	Tigers
Colors	Purple and Gold
Conference	Southeastern
President	F. King Alexander
Athletic Director	Scott Woodward
Arena	Maravich Assembly Center (13,215)

TEAM INFORMATION

Head Coach	Will Wade
Record at School	46-22 (2 years)
Career Record	137-67 (5 years)
Associate Head Coach	Greg Heiar
Assistant Coaches	Tasmin Mitchell Bill Armstrong
2018-19 Record	28-7
SEC Record	16-2
Starters Returning/Lost	3/2
Lettermen Returning/Lost	6/5

MEDIA CONTACT

Basketball Contact	Kent Lowe
Office	225-578-1864
E-mail	clowe@lsu.edu
Website	www.lsusports.net

GEORGIA

February 8 • Athens, Ga.
Series: Alabama leads, 95-52

GENERAL INFORMATION

Location	Athens, Ga.
Founded	1785
Enrollment	37,606
Nickname	Bulldogs
Colors	Red and Black
Conference	Southeastern
President	Jere W. Morehead
Athletic Director	Greg McGarity
Arena	Stegeman Coliseum (10,523)

TEAM INFORMATION

Head Coach	Tom Crean
Record at School	11-21 (1 year)
Career Record	367-252 (19 years)
Assistant Coaches	John Linehan Chad Dollar Joe Scott
2018-19 Record	11-21
SEC Record	2-16
Starters Returning/Lost	3/2
Lettermen Returning/Lost	5/10

MEDIA CONTACT

Basketball Contact	Mike Mobley
Office	706-542-9021
E-mail	mmobley@sports.uga.edu
Website	www.georgiadogs.com

ARKANSAS

February 1 • Tuscaloosa, Ala.
Series: Alabama trails, 28-34

GENERAL INFORMATION

Location	Fayetteville, Ark.
Founded	1871
Enrollment	27,558
Nickname	Razorbacks
Colors	Cardinal and White
Conference	Southeastern
Chancellor	Dr. Joseph E. Steinmetz
Vice Chancellor	Hunter Yurachek
Arena	Bud Walton Arena (19,200)

TEAM INFORMATION

Head Coach	Eric Musselman
Record at School	First Year
Career Record	110-34 (4 years)
Associate Head Coach	Chris Crutchfield
Assistant Coaches	Corey Williams Clay Moser
2018-19 Record	18-16
SEC Record	8-10
Starters Returning/Lost	4/1
Lettermen Returning/Lost	8/5

MEDIA CONTACT

Basketball Contact	Mike Cawood
Office	479-575-3114
E-mail	tmcawood@uark.edu
Website	www.arkansasrazorbacks.com

TEXAS A&M

February 19 • Tuscaloosa, Ala.
Series: Alabama leads, 12-8

GENERAL INFORMATION

Location	College Station, Texas
Founded	1871
Enrollment	67,850
Nickname	Aggies
Colors	White and Maroon
Conference	Southeastern
President	Michael K. Young
Athletic Director	Ross Bjork
Arena	Reed Arena (12,989)

TEAM INFORMATION

Head Coach	Buzz Williams
Record at School	First Year
Career Record	253-155 (12 years)
Associate Head Coach	Jamie McNeilly
Assistant Coaches	Devin Johnson Lyle Wolf
2018-19 Record	14-18
SEC Record	6-12
Starters Returning/Lost	2/3
Lettermen Returning/Lost	9/5

MEDIA CONTACT

Basketball Contact	Evan Roberts
Office	979-862-5443
E-mail	eroberts@athletics.tamu.edu
Website	www.12thman.com

2019-20 OUTLOOK

2019-20 OPPONENT QUICK FACTS

OLE MISS

February 22 • Oxford, Miss.
Series: Alabama leads, 122-58

GENERAL INFORMATION

Location	Oxford, Miss.
Founded	1848
Enrollment	23,090
Nickname	Rebels
Colors	Red and Navy Blue
Conference	Southeastern
Chancellor	Glenn Boyce
Interim Athletic Director	Keith Carter
Arena	The Pavillion (9,500)

TEAM INFORMATION

Head Coach	Kermit Davis
Recorded at School	20-13 (1 year)
Career Record	489-276 (23 years)
Assistant Coaches	Win Case Ronnie Hamilton Levi Watkins
2018-19 Record	20-13
SEC Record	10-8
Starters Returning/Lost	3/2
Lettermen Returning/Lost	5/7

MEDIA CONTACT

Basketball Contact	Adam Kuffner
Office	662-915-7031
E-mail	kuffner@olemiss.edu
Website	www.olemissports.com

SOUTH CAROLINA

February 29 • Tuscaloosa, Ala.
Series: Alabama leads, 30-16

GENERAL INFORMATION

Location	Columbia, S.C.
Founded	1801
Enrollment	34,731
Nickname	Gamecocks
Colors	Black and Garnet
Conference	Southeastern
President	Bob Caslen
Athletic Director	Ray Tanner
Arena	Colonial Life Arena (18,000)

TEAM INFORMATION

Head Coach	Frank Martin
Record at School	129-106 (7 years)
Career Record	246-160 (12 years)
Assistant Coaches	Perry Clark Chuck Martin Bruce Shingler
2018-19 Record	16-16
SEC Record	11-7
Starters Returning/Lost	3/2
Lettermen Returning/Lost	5/7

MEDIA CONTACT

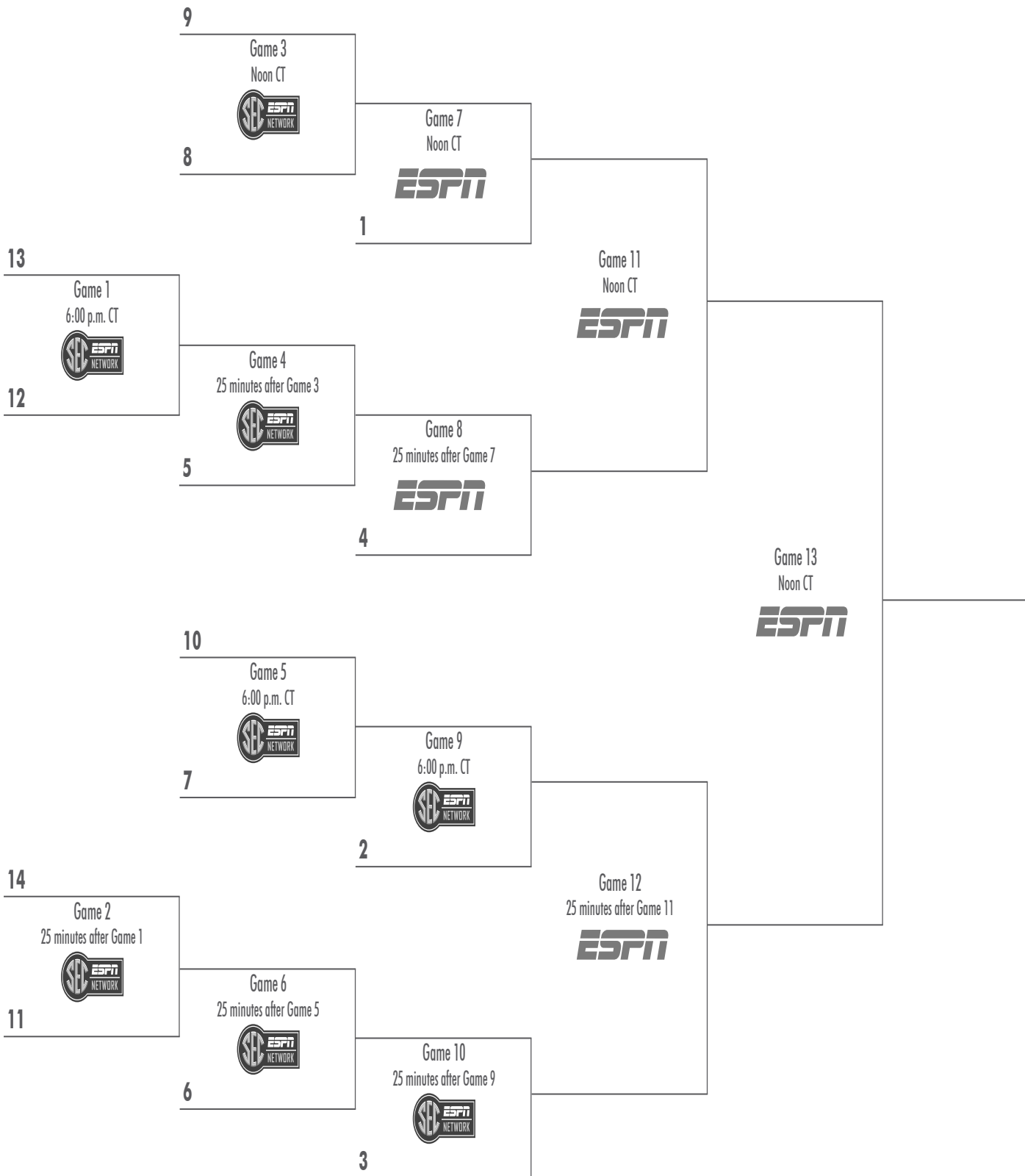
Basketball Contact	Emily Miles
Office	803-777-7743
E-mail	efeeney@mailbox.sc.edu
Website	www.gamecocksonline.com



2020 SEC TOURNAMENT BRACKET

March 11-15, 2020 • Bridgestone Arena • Nashville, TN

First Round Wednesday, March 11
Second Round Thursday, March 12
Quarterfinals Friday, March 13
Semifinals Saturday, March 14
Championship Sunday, March 15



2019-20 OUTLOOK

2019-20 COACHES AND STAFF

INSIDE

Nate Oats	30-32
Charlie Henry	33
Bryan Hodgson	34
Antoine Pettway	35
Adam Bauman	36
Andrew Steele	36
Josh Baker	37
Mike Snowden	37
Clarke Holter	38
Alex Accetta	38
Dr. Arnie Guin	39
Support Staff	40



COACHES AND STAFF



NATE OATS

Head Coach

First Season

MARANATHA BAPTIST, 1998



CAREER TIMELINE

COACHING CAREER

2019-PRESENT

University of Alabama – Head Coach

2015-19

University of Buffalo – Head Coach

2013-15

University of Buffalo – Assistant Coach

2002-13

Romulus (Mich.) High School – Head Coach

2000-02

Wisconsin-Whitewater – Assistant Coach

1998-2000

Maranatha Baptist – Assistant Coach

PLAYING CAREER

COLLEGE

1994-98

Maranatha Baptist University

Nate Oats was formally introduced as head men’s basketball coach at The University of Alabama on March 28, 2019.

“The University of Alabama is really special,” said Oats. “When he (Director of Athletics Greg Byrne) called, and we talked about the academics here; the institution; the tradition; the excellence; it’s a national brand; and it’s unbelievable to have this opportunity. The campus here is beautiful. It’s everything I thought it’d be and more. I want to thank everyone in here for giving me this chance.”

Oats, who was named the 2018 and 2019 Mid-American Conference (MAC) Coach of the Year and finished fourth in voting for the Associated Press Men’s College Coach of the Year, became the 21st head coach in the program’s 106-year history. Oats comes to Alabama after spending the last four seasons at the University at Buffalo. While there, he led

the Bulls to a 96-43 (.691) record, three MAC Tournament Championships and three NCAA Tournament appearances, including reaching the Round of 32 in each of the last two seasons. He was named the league’s Coach of the Year and National Association of Basketball Coaches (NABC) District 14 Coach of the Year in back-to-back seasons (2018 and 2019).

“We’re going to work our tail off to get this program rolling in the right direction. We have three core values, and we established a culture playbook a few years ago. We talk about maximum effort – that’s every workout, weight room session, and every practice our guys are going to give max effort, and we’re going to demand a lot out of them. Continuous growth is another core value. We’re going to get better every day. We need guys that want to get in the gym and work on their own. We’re going to get a culture in which they want to get better every day and that goes for academics and growing as young men as well. Selfless love. We’re going to teach our guys how to love each other, love this community and treat each other well.”

This past year, Oats guided Buffalo to a 32-4 overall record and a 16-2 mark in conference play, leading the program to its second consecutive MAC regular season and tournament championships. The Bulls were ranked for 20 weeks in the Associated Press Top-25 throughout the 2019 season, which marked the first time in school history the program had earned a national ranking. Buffalo went on to climb as high as No. 14 in the nation – the highest ranking by any MAC team in past 40 years. Additionally, the 32 victories not only set a program record, but were the most wins ever by any Mid-American men’s basketball program.



COACHES/STAFF

During the 2017-18 season, he led the Bulls to a record of 27-9 overall and 15-3 in the MAC. In doing so, he secured Buffalo's first ever victory in the NCAA Tournament, defeating No. 4 seed and PAC-12 Champion Arizona, 89-68, in Boise, Idaho.

Over his last two seasons, Buffalo finished with a combined record of 59-13 (.819), a pair of MAC Tournament and regular season championships, two NCAA Tournament Round of 32 appearances and consecutive MAC Coach of the Year honors.

Oats was named head coach of the UB men's program on April 11, 2015 after spending two seasons as the top assistant and recruiting coordinator for the Bulls. He came to Buffalo from Romulus High School in Michigan, where he taught and coached one of the top high school basketball programs in the region.

In his two seasons as an assistant coach under Bobby Hurley, Oats helped lead the Bulls to a 42-20 record, back-to-back MAC East Titles, a MAC regular season title, a MAC Tournament title and UB's first ever trip to the NCAA Tournament. Oats was also responsible for recruiting Justin Moss, the 2014-15 MAC Player of the Year.

Prior to joining the Bulls, Oats completed 11 seasons as head coach at Romulus High School in Michigan, winning the school's first state title in 27 years in 2012-13 and finishing the season 27-1. He was named the 2013 Detroit News State Coach of the Year, the Detroit Free Press State Coach of the Year and BCAM State Coach of the Year.

Prior honors include 2009 Basketball Coaches Association of Michigan Class A Coach of the Year, the 2008 Detroit Free Press Metro Detroit Coach of the Year, and the 2005 Detroit News Metro Detroit Coach of the Year & Detroit Free Press Metro West Coach of the Year.

In his time as head coach at Romulus, he led the team to a 222-52 overall record and seven straight conference championships while going undefeated in conference play in four consecutive seasons. The team was ranked in the top 25 nationally on three different occasions (2010, 2011, 2013) and made the Michigan Class A Final Four five times. More importantly, he oversaw a program that had a 100 percent graduation rate and 40 of his 42 seniors at Romulus continued on to college.

CAREER HISTORY AND RESULTS

UNIVERSITY OF BUFFALO, HEAD COACH, 2015-19

Year	Record	Pct.	MAC Record	Pct.	Postseason
2015-16	20-15	.571	10-8	.556	NCAA First Round
2016-17	17-15	.531	11-7	.611	
2017-18	27-9	.750	15-3	.833	NCAA Second Round
2018-19	32-4	.889	16-2	.889	NCAA Second Round
Total (4)	96-43	.691	52-20	.722	

HONORS/ACCOLADES

- 3x NCAA Tournament Participant (2016, 2018, 2019)
- 3x MAC Tournament Champions (2016, 2018, 2019)
- 2x MAC Regular Season Champions (2018, 2019)
- MAC Coach of the Year (2018, 2019)
- NABC District Coach of the Year (2018, 2019)
- Finished 4th in AP Voting for National College Coach of the Year (2019)

Before coaching at Romulus, he played college basketball at Maranatha Baptist University in Wisconsin where was a captain and All-Conference performer, while earning his bachelor's degree in Math Education. Oats went on to become an assistant coach at Maranatha from 1997 to 2000. After that, he moved on to the University of Wisconsin-Whitewater from 2000-02.

Nate and his wife Crystal are the proud parents of three girls – Lexie, Jocie and Brielle.



The Oats family: Nate and Crystal along with their three daughters (from L to R): Lexie, Jocie and Brielle.

WHAT THEY'RE SAYING

ABOUT COACH NATE OATS



"He checked every box in what we were looking for."

Greg Byrne – Alabama Athletic Director



"The runaway coaching star in college basketball this season."

Pete Thamel – Yahoo Sports



"Love the hire by Alabama AD @Greg_Byrne. A little outside the box, but Buffalo's Nate Oats has done a phenomenal job recruiting and coaching with the Bulls."

Jeff Goodman – Stadium



"Big time hire by Bama. Nate is a terrific man, lives his faith, and can flat out coach."

Jimmy Dykes – ESPN



"This is a phenomenal hire!!! Congrats @AlabamaMBB @nate_oats and @Greg_Byrne"

Dave Pasch – ESPN



"Excited to see my guy Nate Oats get to a Power 5 school. @UA_Athletics @AlabamaMBB you guys got a good one. One of the hardest working guys I ever worked for. Well Deserved."

Donyell Marshall – Former UConn star





**CHARLIE
HENRY**

Assistant Coach

First Season

MADONNA UNIVERSITY, 2009



Charlie Henry, who has coaching experience on the NBA, G League and power-five levels, begins his first season as an assistant coach at The University of Alabama under head coach Nate Oats.

"I've known Charlie for 10-plus years and gave him his first coaching job as my assistant coach at Romulus High School," Oats said. "I've seen him climb the ladder. He works hard and has one of the sharpest minds around. I called him frequently while I was the coach at Buffalo to bounce ideas off him. He was an assistant coach in the NBA and head coach in the G League, so he has the knowledge of NBA concepts, but it's also a big plus that was he in Division I at Iowa State for a few years so he has both sides."

Henry comes to the Capstone after spending two seasons (2017-19) as the head coach of the Windy City Bulls, the NBA G League affiliate of the Chicago Bulls. This past year, the 33-year-old led his team to a 27-23 (.540) overall record, earning a spot in the playoffs for the first time and its first winning record in the franchise's three-season history. While with Windy City, he coached second team All-NBA G League honoree Walter Lemon Jr., who would be called up to the Chicago Bulls on March 29. Additionally, Jakarr Sampson earned the team's second call up on March 31.

His first campaign with Windy City was highlighted by Bulls' two-way player Antonio Blakeney earning G League Rookie of the Year honors. Following the season, both Blakeney and Ryan Arcidiacono were converted to standard NBA contracts.

This will mark the second time that Henry has worked with the Crimson Tide head coach, as he served as Oats' assistant coach at Romulus High School in Detroit, Mich., during the 2009-10 season. Romulus finished the year at 21-2 and was ranked as high as No. 22 in the nation by USA Today.

"I could not be more thrilled to be joining Coach Oats at The University of Alabama," Henry said. "I have seen first-hand his commitment

to building a program, the passion he has for developing young men, the effort his teams play with and the admiration his players have for him. My wife Teisha and I are ecstatic to be a part of the University of Alabama and the Tuscaloosa community."

Before earning his first career stint as a head coach, Henry spent two seasons (2015-17) as an assistant for the Chicago Bulls under Fred Hoiberg. During his two years in the NBA, Henry's responsibilities included player development, opponent game preparation and implementation of offensive schemes, among other duties.

Prior to his time with Chicago, Henry was a member of Hoiberg's coaching staff at Iowa State for three seasons, where his tenure was highlighted by three consecutive trips to the NCAA Tournament (2013-15), a Sweet 16 appearance (2014) and two Big 12 Conference Tournament championships (2014, 2015). During his final two seasons, the Cyclones posted a record of 53-17 (.757) and led the country in wins against top-25 teams. They were also one of two teams in the country to place in the top-15 in offensive efficiency every season from 2013-15.

The highlight of his tenure in Ames came in 2014-15 when Iowa State went 25-9 and finished second in the Big 12 with a 12-6 record. The Cyclones won their second consecutive Big 12 Tournament that season and advanced to the NCAA Tournament. ISU, which was ranked in a school-record 37 consecutive polls, came in at No. 9 in the final Associated Press Top-25. Henry also spent time on the staff as the director of player development (2013-14) and graduate assistant (2012-13).

A native of Canton, Mich., Henry spent the 2011-12 season with the Indiana Pacers as a video intern. The

Pacers advanced to the Eastern Conference semifinals that season. In 2010-11, Henry was a graduate manager at Utah, assisting the video coordinator for the Runnin' Utes.

Henry was a four-year member of the men's basketball team at Madonna University (Mich.) and graduated in 2009 with a bachelor's degree in journalism and public relations. He received his master's degree in educational leadership and policy study from Iowa State in 2014.

Henry is married to the former Teisha Knutson and the couple resides in Tuscaloosa.



Charlie and Teisha Henry

COACHES AND STAFF



**BRYAN
HODGSON**

Assistant Coach

First Season

FREDONIA STATE, 2010



COACHES/STAFF

Bryan Hodgson is in his first season as an assistant coach at The University of Alabama and was one of the first hires made by head coach Nate Oats.

"Bryan is one of the best recruiters I've been around," Oats said. "I initially hired him at Buffalo and he quickly proved that was one of the best decisions I made. He was able to get high-level talent, and he's got an eye for talent. He knows exactly how we want to play so there's a chemistry there in terms of knowing who we want to bring in and what type of player we need."

Hodgson came to the Capstone after having spent four seasons with Oats at the University of Buffalo, where together they helped take the men's basketball program to unprecedented heights. While there, Hodgson helped guide the Bulls to three NCAA Tournament appearances and three Mid-American Conference Tournament championships, while also earning a pair of MAC regular season titles. In addition, Buffalo reached the Round of 32 in the NCAA Tournament in each of the past two seasons.

The Bulls were ranked for 20 weeks in the Associated Press Top-25 throughout the 2019 season, which marked the first time in school history the program had earned a national ranking. Buffalo went on to climb as high as No. 14 in the nation – the highest ranking by any MAC team in past 40 years. Additionally, the 32 victories not only set a program record, but

were the most wins ever by any Mid-American men's basketball program.

This past year, Buffalo finished with an impressive 32-4 overall record and a 16-2 mark in conference play. Both the 32 victories on the seasons and 16 conference wins were school records, beating the former records of 27 wins (27-9) and 15 MAC victories (15-3) which were set the previous year (2017-18). In fact, the Bulls had a combined record of 59-13 overall and 31-5 in league play, setting the best two-year stretch in the 103-year history of the Buffalo program.

Considered one of the top recruiters in the country, Hodgson led the UB recruiting efforts and was responsible for the addition of a large make up of the Buffalo roster which had so much success under Oats' leadership. Most recently, Hodgson oversaw the 2018 recruiting class which was ranked 68th nationally by Rivals.com, the highest ranking in school history.

"I am beyond excited to continue to work with Coach Oats," Hodgson said. "He is hands down one of the brightest in the business. He will not be outworked and he's a winner. He has won everywhere he has been. I fully trust my future in his hands. Alabama fans are going to be ecstatic about our style of play and his enthusiasm and energy. Alabama hired the right man for the job! Roll Tide!"

In addition to his recruiting prowess, Hodgson is also known for his ability to develop talent. During his four seasons at Buffalo, nearly every player on the roster made tremendous strides on the court, none more so than 2019 MAC Player of the Year CJ Massinburg, who finished his career as a three-time All-MAC honoree and second in school history with 1,990 career points and 273 career treys. He went on to be named an honorable mention All-American by the Associated Press as a senior.

Hodgson was one of 30 assistant coaches nationally named to the 2016 Under Armour 30-under-30 Team by the National Association of Basketball Coaches (NABC). The Under Armour 30-under-30 Team is comprised of the brightest assistant coaches nationally under the age of 30.

Prior to his time at Buffalo, Hodgson served as the assistant coach at Midland (Texas) College, where he helped lead the team to a six-win turnaround during the 2014-15 season. He helped manage all aspects of recruitment for Midland and conducted individual skill development workouts and in-season team practice sessions.

A western New York native, Hodgson served as an assistant coach from 2010 through 2013 at Jamestown Community College, where he also helped turn around a program upon his arrival. He coached 14 players who received scholarships to four-year schools after their graduation from JCC, coaching nine all-region players during his time.

Hodgson played two seasons at Jamestown Community College, serving as a two-year captain, before heading to the Fredonia State, where he finished his education and served as an assistant coach.

He is the founder of the I-90 Elite AAU Basketball Team, assisting a number of players in earning college scholarships. Hodgson also has served as a counselor at a number of prestigious camps, including Duke, Maryland, West Virginia, Syracuse, Michigan State, amongst others.

Hodgson, 32, earned his undergraduate degree in sports management from Fredonia State in 2011 and his masters in education from the University of the Southwest in 2015.





**ANTOINE
PETTWAY**

Assistant Coach

12th Season

ALABAMA, 2004

Former Crimson Tide standout Antoine Pettway will begin his ninth season as an assistant coach at his alma mater in 2018, and his 12th year on the Alabama men's basketball staff. During his 14 total seasons as a collegiate coach (which includes two years as an assistant coach at Jacksonville State), Pettway has developed a reputation as one of the top recruiters not only in the Southeast, but in the nation as well.

"In getting to know Antoine, he's one of the best individuals I've ever met," Oats said. "He's got no ego; he's not entitled; and he's got great relationships with our guys. I interviewed all the players when I first got here and the feedback I got on him was that he really cares about each of them. He recruited a lot of them and the fact that he helped sign the three guys coming in was big. I talked to a lot of people about him and it was all great. I thought it'd be good to have some continuity on staff and I am excited to work with Antoine."

Known as one of the top recruiters in the country, Pettway's work has taken notice on a national level. In its most recent national recruiter rankings, 247sports.com listed Pettway as the No. 1 recruiter in the nation for the 2019 class. Prior to that, he was ranked No. 3 nationally in 2017 and No. 9 in 2018, making it three consecutive years he has ranked among the top-10 recruiters in the nation.

Pettway played a key role in Alabama 2017 signing class which was ranked as the program's top recruiting class in school history. That class boasted two players among the top-25 recruits in the country, both five-star recruits as listed by Rivals.com, as well as two four-star players and a three-star, with four of the five signees ranked among the top-100 players in the nation according to the site. Combined, the Crimson Tide signing class was ranked as high as No. 6 in the nation.

Among the signees was Collin Sexton, who Rivals.com ranked as the nation's No. 7 overall recruit and No. 2 guard in the class of 2017, along with Alabama Mr. Basketball John Petty, who the site ranked as the No. 25 overall player and the No. 11 guard in the nation.

Pettway not only played a big role in the Tide's most recent signing class, but also played a key part in luring the top recruits in the state of



Alabama to the Capstone. Due in large part to his efforts on the recruiting trail, Alabama has signed the No. 1-ranked player in the state in four out of the last six years (Jimmie Taylor in 2013, Justin Coleman in 2014, Dazon Ingram in 2015 and Petty in 2017).

Prior to his role as an assistant coach with the Crimson Tide, Pettway spent three seasons as Alabama's director of operations (2010-13) after serving as an assistant coach at his alma mater for the previous two years (2008-10). The Alberta, Ala., native re-joined the Crimson Tide in the summer of 2008 after a two-year stint on the staff at Jacksonville State.

A former Crimson Tide star player, Pettway's duties include recruiting, on-court coaching working primarily with the guards, scouting and statistical breakdown, along with other duties assigned by the head coach. He also works with the coaching staff to develop players off the court while assisting in the day-to-day management of the program.

Pettway is a fan-favorite in Tuscaloosa. He was an integral part of Alabama's NCAA quarterfinal run in 2004, starting every game at point guard. That season marked the third consecutive season in which he led the Tide to the NCAA Tournament.

While attending graduate school in 2005-06, Pettway began his coaching career by serving as an office assistant in the Alabama basketball office, before accepting a full-time position as an assistant coach at Jacksonville State.

Following his graduation from UA with a degree in health management through the school of business, Pettway played professionally for the Huntsville Flight of the NBA Developmental League and the Kentucky Reach of the World Basketball Association, where he was named the league's 2004 rookie of the year.

Pettway is married to the former Kim Minor, also a University of Alabama graduate. The couple has one son, Kingston, and a daughter, Jana Rae.



The Pettway family: Antoine and Kim, with daughter Jana Rae (left) and son Kingston (right)

COACHES AND STAFF



**ADAM
BAUMAN**

Director of Operations First Season
SOUTHERN ILLINOIS, 2009

Adam Bauman remains on head coach Nate Oats' staff for a fifth consecutive year as he enters his first season at The University of Alabama as director of basketball operations. In his current role, Bauman is responsible for operational aspects of the men's basketball program, including budget management and scheduling team travel.



**ANDREW
STEELE**

Director of Video Services First Season
ALABAMA, 2013

Former standout Andrew Steele rejoins the Alabama men's basketball program, serving in his first year as the director of men's basketball video services.

Steele returns to Tuscaloosa after spending the 2018-19 season as director of operations at Troy University. During his one season with the Trojans, Steele was responsible for a variety of things including overseeing all aspects of the program's budget, game scheduling and coordinating the team's travel throughout the year. Additionally, he was responsible for all

"Adam has had experience in the SEC being at Mississippi State as their video guy," Oats said. "I hired him while I was at Buffalo from there and I think he's one of the most organized, bright young minds that I've been around. In doing his ops role at Buffalo, he also helped me on the offensive side of things quite a bit. I think it's important that he'll be able to do more basketball stuff here because we will have more ops people assisting him. He's going to be able to help us break down film, evaluate things we are doing well and not doing well and will be involved a lot more on the basketball side. He knows how we want things run and has been a part of what we've done at Buffalo over the last four years."

Bauman was on the UB staff for four years under Oats' direction. While there, he was part of a staff that became the winningest in program history. Over the four-year stretch, the Bulls claimed three Mid-American Conference Tournament championships while also earning a pair of MAC regular season titles. In addition, Buffalo reached the Round of 32 in the NCAA Tournament in each of the past two seasons.

Prior to his time at Buffalo, the Pontiac, Ill., native oversaw all video coordination for men's basketball at Mississippi State while also maintaining the recruiting database. In addition, he was responsible for developing recruiting materials for the coaching staff, breaking down advanced scouting film, helping coordinate summer camps and assisting with on-campus recruiting.

basketball-related analytics data for practice and games while also overseeing the graduate assistant and student-manager staffs.

"I didn't know Andrew before I came here, but so many people have spoken so highly of him since I arrived," Oats said. "I met with him in-person and had a great conversation. He's a very genuine guy. I think it's huge to have a former player who has experience in the coaching profession and is respected that is from the state of Alabama on our staff. Since I am not from this area, it was important for us to keep a guy like Antoine Pettway on staff as an assistant coach, and it's also important to have someone on our support staff that is a former player, a younger guy climbing the ladder in this business. He really wants this program to succeed on a whole other level since he played here. I am excited to work with him and help him grow into a great young coach. We are very happy to welcome both he and his wife back home to Tuscaloosa."

Prior to his time at Troy, Steele started his coaching career at South Alabama, beginning as a graduate assistant during the 2016-17 season before being elevated to director of operations for the 2017-18 campaign.

During his tenure with the Jags, Steele had a wide range of responsibilities including video coordinator, which included overseeing the filming of practice and games and the exchange of film with other schools. Additionally, he assisted with player and team development, conducted individual workouts and was responsible for all analytics during practices

A 2009 graduate of Southern Illinois with a degree in kinesiology, Bauman was a student manager for the SIU basketball teams that won two regular-season Missouri Valley Conference titles and the 2006 league tournament. During his time in Carbondale, the Salukis garnered bids to three NCAA Tournaments and one NIT. He was a part of the 2007 SIU squad that advanced to the Sweet 16.

He then joined the staff at Arizona State as a graduate assistant coach, where he assisted with video production, player development and academic support.

In November of 2009, he took a job at Santa Clara, where in 2011 the Broncos won the CollegenInsider.com Postseason Tournament and finished with the second-most wins (24) in school history.

Born on Oct. 22, 1985, Bauman is a 2004 graduate of Pontiac Township High School, where he lettered twice in basketball. As a senior, his team won the conference title, the program's first since the mid-80s.

Bauman is married to the former Beth Nathaniel of Akron, Ohio. The couple has two dogs, Mosley and Cali.

and games. He also monitored the academic progress of the student-athletes and oversaw the student manager staff.

Before coaching at the collegiate level, Steele spent two years at John Carroll Catholic High School in Birmingham, Ala., where he was a physical education teacher and the boys head basketball coach. He implemented practice plans for the ninth grade, junior varsity and varsity squads, and was responsible for all administrative aspects for each of the three teams.

As a player with the Alabama basketball program, Steele was a four-year letterwinner who appeared in 94 games including 20 starts during his playing career. As one of the team's leaders, he helped the Crimson Tide to three 20-win seasons, an NCAA Tournament appearance and two NIT berths during his career in Tuscaloosa. Steele is married to the former Brittany Hines, who threw the javelin for the track and field team at The University of Alabama.

"Both Brittany and I are unbelievably excited about the opportunity to come back home," Steele said. "The privilege of representing The University of Alabama as a student-athlete was one of the biggest joys of my life, so it's an awesome blessing to be able to do it again, this time as a coach. Working for a coach and a person like Nate Oats makes the experience even more special. I've watched and admired his teams at Buffalo, and I look forward to working hard to help him establish a successful program at Alabama."



**JOSH
BAKER**

Special Asst. to Head Coach First Season

MARANATHA BAPTIST, 1998

Josh Baker joined the Alabama men's basketball program in May 2019 as the special assistant to the head coach.

Baker, a successful head coach at the high school level, reunites with Oats as the two were college teammates at Maranatha Baptist (Wis.) University (1993-97) and coached together for nine years (2002-11) at Romulus (Mich.) High School.

"Josh and I go all the way back to college, and he is someone I have a ton of respect for," Oats said. "He helped me get the Romulus program

off the ground and running. We worked there together for nine years and won a lot of games together. If it wasn't for him, I wouldn't be where I am right now. He then took over a Southfield Christian program that hadn't won much prior to his arrival and turned that into a perennial state championship contender. Josh has proven that he knows how to run a program, and he has a great basketball mind. Josh is a great person that has no ego and just wants to see our program succeed. He's a winner at a very high level and is going to be a tremendous asset for the Alabama basketball program."

Baker spent eight years (2011-19) as the head coach at Southfield Christian High School in Southfield, Mich. While there, he led the program to unprecedented heights. During that span, Baker's teams went 181-30, with a 97-1 conference record and eight Michigan Independent Athletic Conference titles. In fact, the Eagles currently own an 82-game winning streak in conference play dating back to January 2013.

During his time at Southfield Christian, Baker's teams won eight Michigan Independent Athletic Conference (MIAC) titles, six regional titles and five state titles (2012, 2013, 2014, 2018, 2019). Baker led the Southfield Christian basketball program to four state titles as a head coach and another as an assistant since joining the school for the 2011-12 season. Most recently, Baker led Southfield Christian to a state title in 2018 and 2019.

Baker was the MIAC Coach of the Year six different seasons, named the Michigan Regional

Coach of the Year on three occasions and twice was chosen as the Michigan High School Athletic Association Coach of the Year, earning the honor in 2012 and 2018.

Prior to his Southfield Christian stint, Baker spent nearly a decade on Oats' staff at Romulus High School (2002-11), while also coaching alongside current Alabama assistant coach Charlie Henry. After Baker left for Southfield Christian in 2011, both he and Oats remained close friends and even won a state title in the same year (2013) at the Breslin Center on the campus of Michigan State University.

"I'm thrilled to have the opportunity to join the men's basketball program at The University of Alabama," Baker said. "I'm excited to have my family be a part of a special place. I can't wait to start working with Coach Oats again. I believe in his system, his coaching style and how he develops players. This is a dream come true, and I just can't wait to get started."

COACHES/STAFF



**MIKE
SNOWDEN**

Strength & Conditioning First Season

GEORGE MASON, 2015

Mike Snowden is in his first season as the Alabama men's basketball strength coach. A military veteran who served on President Barack Obama's Helicopter Squadron staff, Snowden was head coach Nate Oats' strength coach at the University of Buffalo.

"Mike was with me at Buffalo and a big reason for our culture change," Oats said. "The last two years were the best two years in Buffalo basketball history and I think having him as our strength coach was a big part of that. He's a guy with a lot of energy, that preaches discipline and that establishes a level of work that's expected

in our program – both on and off the court. He also builds great relationships with the players and is someone who is always there for them. I thought he did an outstanding job with us at Buffalo and I know he's already been working with our guys and they know he respects them as men and will help them grow as men."

During his two seasons at Buffalo, Snowden helped guide the Bulls to back-to-back NCAA Tournament appearances and Mid-American Conference tournament championships. In addition, Buffalo reached the round of 32 in the NCAA Tournament in each of the past two seasons. The two-year run produced a combined record of 59-13 overall and 31-5 in league play – the best two-year stretch in the 103-year history of the Buffalo program.

Thanks to Snowden's leadership in the weight room, the Bulls were ranked for 20 weeks in the Associated Press Top-25 throughout the 2019 season, which marked the first time in school history the program had earned a national ranking. Buffalo went on to climb as high as No. 14 in the nation, which was the highest ranking by any MAC team in past 40 years. Additionally, the 32 victories not only set a program record, but were the most wins ever by any Mid-American men's basketball program.

Prior to his time at Buffalo, Snowden had two stints at George Mason, his alma mater, in 2016-17 and 2013-14 – his first year as a strength coach. He also served as the strength and conditioning graduate assistant with the VCU men's basketball team during the 2015-16 season after year-long internships with the

University of Maryland football team in 2014-15 and University of Mary Washington in 2013-14. In addition, he worked as a sports performance coach with Strength and Performance Training, Inc., from 2014-15.

Snowden graduated from George Mason in 2015 with his bachelor's degree in kinesiology. He earned his master's degree in sport leadership from VCU in 2016. He is a Certified Strength and Conditioning Specialist (CSCS) by the National Strength & Conditioning Association. He is also a Precision Nutrition Level I Coach through USA Weightlifting (USAW) and a Performance Enhancement Specialist through the National Academy of Sports Medicine (NASM).

A native of Frederick, Md., Snowden also spent seven years as active-duty military in the Navy. From 2005-09, he served on the USS George Washington and received the Navy and Marine Corps Achievement Medal. From 2009-12, he served on Marine Helicopter Squadron One. He was awarded the Presidential Service Badge for his service to President Barack Obama and the Navy and Marine Corps Achievement Medal.

Snowden is engaged to Colleen Wevodau.

COACHES AND STAFF



**CLARKE
HOLTER**

Athletic Trainer

Fifth Season

WEST VIRGINIA, 2006

Clarke Holter is in his fifth season as the athletic trainer for the men's basketball team.

Holter came to Alabama after spending six years at Ole Miss, where he served as the men's basketball athletic trainer. During his time in Oxford, Holter was key in helping the Rebels to the 2013 Southeastern Conference Tournament title, as well as a pair of NCAA Tournament appearances (2013 and 2015).

Prior to his arrival at Ole Miss, he served as an intern athletic trainer for the Tampa Bay Buccaneers from May 2008-May 2009.

Holter graduated from West Virginia University in 2006 with a degree in athletic training. During his time at WVU, he worked with the Mountaineers' men's basketball, football, baseball, rowing and women's soccer teams. In addition, he spent time at the Healthworks Rehab & Fitness Clinic.

In 2005, he received the John C. Spiker Athletic Training Scholarship through the WVU school of education. He also completed an internship with the Miami Dolphins, working through preseason and all of training camp for the 2005 season.

After graduating from WVU, he attended James Madison University, where he obtained a Master's of Science in Kinesiology in 2008. During his time with the Dukes, he worked with the baseball team, along with men's and women's golf teams. In the summer of 2007, he completed an internship with the Tampa Bay Devil Rays at their complex in St. Petersburg, Fla.

Holter is a board certified athletic trainer by the National Athletic Trainers' Association and has certifications in CPR/AED and serves as a CPR instructor. In addition, he has obtained his Performance Enhancement Specialist and Corrective Exercise Specialist certifications through the National Academy of Sports Medicine.

The Culpeper, Va. native is married to the former Liz Robertson, who was a four-year letterwinner for the Ole Miss women's basketball team from 2007-10. The couple has three children; daughters Charleigh and Collyns, and son, Will.



**ALEX
ACCETTA**

Operations Coordinator

Fifth Season

ALABAMA, 2017

Alex Accetta is in her fifth year with Alabama men's basketball and in her second season as the program's operations coordinator.

In her current role, Accetta assists with a multitude of projects throughout the year, including helping coordinate on-campus recruiting visits, assisting the director of operations with team travel and logistics, home and away game ticket requests for coaches, staff, visiting recruits and their families and serves as the point-of-contact in regards to home game needs for staff and special guests. In addition, she plays an important role for the program's events such as Pro Day, Parents Weekend, Alabama Basketball Camps and work with guest speakers along with other team functions throughout the year.

Prior to her current role, Accetta worked as a student assistant in the UA men's basketball office from 2015-17. During that time, she assisted with the day-to-day operations and needs of the coaches and support staff, as well as certain tasks assigned by head coach Avery Johnson.

Accetta comes from a basketball background, as she spent three years (2010-13) working closely with Hall of Famer Nancy Lieberman, who was the head coach and assistant general manager with the Texas Legends of the NBA G-League.

Accetta, a native of Dallas, earned her degree in business management from UA and graduated in May of 2017.



**DR. ARNIE
GUIN**

Director of
Player Development

First Season

ALABAMA, 2014

Dr. Arnie Guin joined the Alabama men’s basketball program as the director of player development in June 2019. Guin, who has more than 30 years of experience as a pastor, counselor, mental skills coach and professor, worked with Crimson Tide head coach Nate Oats while he was at Buffalo and made the move to Tuscaloosa to do the same in a full-time role.

Guin (pronounced GYOO-in) was a registered psychotherapist in the state of Colorado, a life skills counselor and one of the few official “mental skills coaches” in all of college basketball.

“I’m excited that Arnie has chosen to join us here at Alabama,” Oats said. “He has been a crucial part of the culture we were able to build at Buffalo. He brings a wisdom in dealing with

people and a passion for serving others that enables everyone around him to come closer to reaching their potential. To have someone of his caliber on staff to help our players grow into high-character young men was important to me in our building of our culture.”

Oats directly attributed much of the Buffalo men’s basketball program’s success during his tenure to the work Guin did behind-the-scenes with the student-athletes, coaches and staff in terms of setting the culture for the program.

Buffalo reached unprecedented heights with the men’s basketball program in 2017 and 2018, making consecutive NCAA Tournament Round of 32 appearances, earning a pair of MAC Tournament and regular season championships and owning a combined record of 59-13 (.819). The 59 victories set a school record for a two-year span, with Buffalo’s 32 wins during the 2018-19 campaign was also a single-season high for the program.

During his time in the New York area, Guin operated a consulting firm in Buffalo and had a decade of experience working with athletes on their confidence and approach in life, including working with a number of professional as well as collegiate athletes across a variety of sports.

While working with the men’s basketball program, he and Oats collaborated to create “The Bulls’ Way of Life,” a year-long mental skills training curriculum that included a summer seminar, weekly meetings with the team, pregame visualizations and one-on-one counseling.

“I am ecstatic to join coach Oats and work with the men’s basketball team at The University of Alabama,” Guin said. “We had great success at Buffalo, but more importantly we are really excited for the opportunity to develop a high-character, high-level, championship program. I

am really excited to work with both the staff and the student-athletes to develop a good, strong, healthy culture.”

In addition to his work in the sports world, Guin has served various roles in the ministry field, most recently serving as the executive director and lead pastor of Cornerstone Church in Grand Island, N.Y. He worked with a wide variety of clientele, living out his motto of “All People Matter.”

Before making the move to New York, Guin was based in Colorado where he was a registered psychotherapist. He also worked as an adjunct professor at Colorado Christian University and was the executive director of business and medical careers.

In Colorado, Guin began his work with professional athletes who competed in the National Football League (NFL), Major League Baseball (MLB) and Mixed Martial Arts (MMA). Through his work with high-profile players, Guin gained the experience and knowledge to work with elite athletes, focusing on the mental skillset needed in order to be successful both on and off the court.

Guin earned his doctorate of ministry from Newburgh Theological Seminary in 2011. He also holds a masters of divinity from Western Seminary (2000) and earned his bachelors in communication from Puget Sound Christian College (1997).

Guin and his wife, Hope, have two children; son Seth, who serves in the Navy as an intelligence officer, and daughter Mya, who works for United Airlines and is a recent graduate from the University of Utah while earning dual degrees in modern dance and international studies.

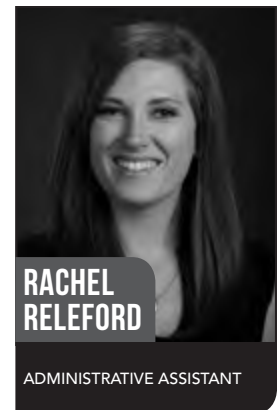
COACHES/STAFF



2019-20 ALABAMA MEN’S BASKETBALL

2019-20 Alabama Men’s Basketball Staff: Patrick Niland, Donovan Kates, Alex Accetta, Charlie Henry, Mike Snowden, Andrew Steele, Clarke Holter, Nate Oats, Bryan Hodgson, Antoine Pettway, Josh Baker, Dr. Arnie Guin, Adam Bauman, Rachel Releford, Derek Rongstad, Christian Pino.

SUPPORT STAFF



COACHES/STAFF

2019-20 PLAYERS

INSIDE

Beetle Bolden	42-43
Herbert Jones	44-45
Kira Lewis Jr.	46-47
John Petty Jr.	48-49
Jahvon Quinerly	50-51
Alex Reese	52-53
Galin Smith	54-55
Tyler Barnes	56
Javian Davis	56
Jaylen Forbes	57
Juwan Gary	57
Raymond Hawkins	58
Britton Johnson	58
James Rojas	59
Managers/Team Photo	60



PLAYER PROFILES

11

6-0 • 170 • Gr.

Guard

BEETLE BOLDEN

Covington, Ky. (West Virginia/Holmes HS)

CAREER HIGHS (AT WVU)

Points	35	Oklahoma State (2/10/18)
Rebounds	8	2x, last vs. Lehigh (12/30/18)
Assists	5	3x, last vs. Lehigh (12/30/18)
Steals	4	Kansas (1/9/19)
Blocks	2	Baylor (3/8/18)
Minutes	35	Oklahoma State (1/12/19)
Field Goals	10	Oklahoma State (1/12/19)
FG Att.	17	Oklahoma State (1/12/19)
3-Point FG	5	3x, last vs. Kentucky (1/27/18)
3-Point Att.	11	Kansas State (11/10/17)
Free Throws	10	Baylor (1/21/19)
FT Att.	10	Baylor (1/21/19)

2018-19 SEASON HIGHS (AT WVU)

Points	31	Oklahoma State (1/12/19)
Rebounds	8	Lehigh (12/30/18)
Assists	5	3x, last vs. Lehigh (12/30/18)
Steals	4	Kansas (1/9/19)
Blocks	1	3x, last at Texas (1/5/19)
Minutes	32	Lehigh (12/30/18)
Field Goals	10	Oklahoma State (1/12/19)
FG Att.	17	Oklahoma State (1/12/19)
3-Point FG	4	2x, last vs. Oklahoma State (1/12/19)
3-Point Att.	9	Oklahoma State (1/12/19)
Free Throws	10	Baylor (1/21/19)
FT Att.	10	Baylor (1/21/19)

MISCELLANEOUS STATS (AT WVU)

Category	2018-19	Career
Double-digit scoring	11	30
20+ point games	4	4
Double-digit rebounding	0	0
Double-doubles	0	0
Led UA in scoring		NA
Led UA in rebounding		NA
Led UA in three-pointers		NA
Led UA in assists		NA
Led UA in steals		NA
Led UA in blocks		NA
5+ assist games	3	3
3+ three-pointers	6	17
3+ steal games	1	4
3+ block games	0	0



CAREER HIGHLIGHTS

- Academic All-Big 12 Second Team (2017, 2018, 2019)
- Big 12 Commissioner's Honor Roll
- Garrett Ford Academic Honor Roll

AT WEST VIRGINIA (2016-19)

- A three-time Academic All-Big 12 Men's Basketball Second Team honoree
- Played in 82 career games, starting 15 times, and finished his Mountaineer career with 635 points (7.7 ppg), while knocking down 210-of-492 (.427) field goals and 121-of-303 (.399) three-pointers
- Played in 18 games while making 12 starts as a junior before an ankle injury sidelined him for the team's final 18 contests
- Ranked second on the team with 12.2 points per game, while adding 2.6 assists, 2.6 rebounds and 1.1 steals in 21.4 minutes per game as a junior
- Finished his junior season shooting 40.9 percent (70-of-171) from the field, 34.9 percent (30-of-86) from beyond the arc and a team-leading 82.0 percent (50-of-61) from the charity stripe
- Scored a career-best 31 points on 10-of-17 shooting from the field and 4-of-9 from deep in a win over Oklahoma State (1/12/19)
- Saw action in 37 games as a sophomore in 2017-18, making three starts
- Averaged 8.7 points and 17.2 minutes per game, while topping West Virginia in three-point shooting (41.1 percent) and ranking second in threes made (69-of-168) and free throw percentage (83.7 percent)
- Saw action in 27 games as a redshirt freshman in 2016-17, averaging 3.5 points and 5.8 minutes per game
- Shot 46.4 percent from the field and 44.9 percent from three-point range
- Sat out the 2015-16 campaign due to a knee injury that occurred prior to the start of the season

PREP HIGHLIGHTS

- Played at Holmes High School under head coach Mark Listerman
- Averaged 19.2 points, 4.8 rebounds and 3.9 assists per game and led Holmes High as a senior
- Led his team to the finals of the Ninth Region tournament for a third straight season in 2016, falling to eventual state champion Covington Catholic
- Shot 46.3 percent from the floor, including 33.8 percent on three-pointers (69-of-204)
- Finished career with 2,024 points, 464 rebounds, 402 assists and 227 steals
- Averaged 20.8 points, 3.9 rebounds, 3.4 assists and 1.8 steals as a junior
- Shot 35.2 percent from three-point range and 82 percent at the free throw line
- One of three juniors to make the Louisville Courier-Journal's All-State First Team and one of two sophomores to make the first team in 2013
- Earned First Team All-State as a senior
- Named to the Lexington Herald-Leader's Boys All-State Basketball First Team as a senior, junior and sophomore
- Two-time Player of the Year by the Northern Kentucky Boys' Basketball Coaches Association and the Cincinnati Enquirer
- Three-time selection to the Kentucky All-State Basketball Team
- Averaged 18.5 points, 4.0 assists, 4.6 rebounds and 2.6 steals as a sophomore
- Shot 42 percent from three-point line and 80 percent from the foul line as a sophomore
- Holmes High finished the 2012-13 season with a 32-3 record and a spot in Kentucky's Sweet 16 round
- Played AAU basketball for the Kentucky Travelers

PLAYER PROFILES



1

6-7 • 206 • Jr.

Guard

HERBERT JONES

Greensboro, Ala. (Hale County)

CAREER HIGHS

Points	18	vs. Norfolk State (3/20/19)
Rebounds	9	3x, last vs. Southern (11/6/18)
Assists	6	vs. Kentucky (1/5/19)
Steals	5	UCF (12/3/17)
Blocks	3	2x, last vs. Miss. State (1/29/19)
Minutes	34	2x, last vs. Virginia Tech (3/15/18)
Field Goals	6	3x, last vs. Norfolk State (3/20/19)
FG Att.	11	2x, last vs. Wichita State (11/18/18)
3-Point FG	2	2x, last vs. LSU (3/2/19)
3-Point Att.	3	4x, last at Arkansas (3/9/19)
Free Throws	6	vs. Appalachian State (11/11/18)
FT Att.	16	vs. Appalachian State (11/11/18)

2018-19 SEASON HIGHS

Points	18	vs. Norfolk State (3/20/19)
Rebounds	9	vs. Southern (11/6/18)
Assists	6	vs. Kentucky (1/5/19)
Steals	4	vs. Appalachian State (11/11/18)
Blocks	3	2x, last vs. Miss. State (1/29/19)
Minutes	29	3x, last vs. Georgia State (12/4/18)
Field Goals	6	2x, last vs. Norfolk State (3/20/19)
FG Att.	11	2x, last vs. Wichita State (11/18/18)
3-Point FG	2	2x, last vs. LSU (3/2/19)
3-Point Att.	3	3x, last at Arkansas (3/9/19)
Free Throws	6	vs. Appalachian State (11/11/18)
FT Att.	16	vs. Appalachian State (11/11/18)

MISCELLANEOUS STATS

Category	2018-19	Career
Double-digit scoring	19	20
Double-digit scoring	8	9
20+ point games		
Double-digit rebounding		
Double-doubles		
Led UA in scoring	1	1
Led UA in rebounding	3	7
Led UA in three-pointers		
Led UA in assists	9	13
Led UA in steals	11	20
Led UA in blocks	8	11
5+ assist games	3	23
3+ three-pointers		
3+ steal games	4	11
3+ block games	2	2



CAREER ACCOLADES

- 2019 SEC Academic Honor Roll
- 2018 SEC First Year Academic Honor Roll
- Became the fourth player in program history to earn a spot on the Academic All-District team (2019)
- Broke school record for charges taken in a season with 23 as a freshman and owns 40 for his career
- One of 25 collegiate players from around the country who was invited to participate in the Nike Skills Academy in the Summer of 2018
- Joined teammates John Petty Jr. and Kira Lewis Jr., making UA one of only three teams in the nation to have multiple players at the prestigious event

SOPHOMORE (2018-19)

- Named to SEC Academic Honor Roll
- One of the team captains who played in 34 contests and made 29 starts
- Led Alabama in charges (17) and steals (32), ranked second in blocks (20) and third in assists (67)
- Finished with a career-best 18 points to go along with three rebounds and a pair of assists vs. Norfolk State (3/20)
- Led the team in rebounds (6) and charges (2) while adding 13 points against Wichita State (11/18)
- Had 13 points and three assists vs. Ball State (11/16)
- Provided a strong showing on both ends of the court leading the team in assists (5), steals (2) and blocks (1), while scoring 10 points and pulling down five boards – all on the offensive end – at LSU (1/8)
- Snatched a team-high three steals while scoring 11 points and adding three assists against Auburn (3/5)
- Scored a team-high 18 points, while adding three rebounds and two assists against Norfolk State (3/20)
- Swatted a team-high three shots, while registering eight points and two assists against then-No. 22 Mississippi State (1/29)
- Led the team in assists (5), blocks (2) and steals (1), while adding 11 points against then-No.13 LSU (3/2)
- Went a perfect 4-of-4 from the field and 2-of-

- 2 from the line to go for 10 points and eight rebounds against then-No. 13 Kentucky (1/5)
- Turned in an outstanding effort on both sides of the court, totaling eight points and nine rebounds in 20 minutes of action vs. Southern (11/6)
- Registered a career- and team-high in free throws (6), assists (4), and steals (4), while also collecting 10 points and four rebounds against Appalachian State (11/11)
- Added seven points, two rebounds, one assist and one steal at Arkansas (3/9)
- Played a strong defensive role in the victory at South Carolina (2/26) while adding three points, four rebounds, three assists and a block off the bench
- Held then-No. 20 Ole Miss (1/22) to lowest scoring game of the season while leading the team in assists (2) and steals (2) to go with eight points and eight rebounds

FRESHMAN (2017-18)

- Named to SEC First Year Academic Honor Roll
- Saw action in 35 games, making 13 starts
- Received team's Outstanding Defensive Player Award and one of seven to earn team's Student Academic Achievement Award
- Led the team and ranked seventh in the league in steals (44, 1.3 spg)
- Set a single-season school record by taking 23 charges on the year
- Made his collegiate debut in the season opener against Memphis, earning the start and finishing with 12 points and five rebounds in 27 minutes (11/10)
- Scored a career-high 14 points and led the team in assists (3) and steals (2) while adding five rebounds vs. then-No. 12 Oklahoma (1/27)
- Collected six points and three rebounds in the home opener against Lipscomb (11/14)
- Grabbed a team-high eight rebounds to go along with seven points and three assists against Alabama A&M (11/17)
- Turned in an outstanding effort on both ends of the court, totaling seven points, nine rebounds and four steals to go along with drawing four charges vs. UT Arlington (11/21)
- Put up six points and five rebounds to go along with two steals in 20 minutes off the

PLAYER PROFILES

2

6-3 • 167 • So.

Guard

KIRA LEWIS JR.

Meridianville, Ala. (Hazel Green)

CAREER HIGHS

Points	24	2x, last vs. Georgia (2/6/19)
Rebounds	5	2x, last at Miss. State (2/12/19)
Assists	8	vs. Stephen F. Austin (12/30/18)
Steals	4	vs. Ole Miss (3/14/19)
Blocks	1	10x, last vs. Kentucky (3/15/19)
Minutes	38	vs. LSU (3/2/19)
Field Goals	10	vs. Georgia (2/6/19)
FG Att.	18	vs. Appalachian State (11/11/18)
3-Point FG	5	vs. Georgia State (12/4/18)
3-Point Att.	10	vs. Georgia State (12/4/18)
Free Throws	11	vs. Wichita State (11/18/18)
FT Att.	11	vs. Wichita State (11/18/18)

2018-19 SEASON HIGHS

Points	24	2x, last vs. Georgia (2/6/19)
Rebounds	5	2x, last at Miss. State (2/12/19)
Assists	8	vs. Stephen F. Austin (12/30/18)
Steals	4	vs. Ole Miss (3/14/19)
Blocks	1	10x, last vs. Kentucky (3/15/19)
Minutes	38	vs. LSU (3/2/19)
Field Goals	10	vs. Georgia (2/6/19)
FG Att.	18	vs. Appalachian State (11/11/18)
3-Point FG	5	vs. Georgia State (12/4/18)
3-Point Att.	10	vs. Georgia State (12/4/18)
Free Throws	11	vs. Wichita State (11/18/18)
FT Att.	11	vs. Wichita State (11/18/18)

MISCELLANEOUS STATS

Category	2018-19	Career
Double-digit scoring	24	24
20+ point games	5	5
Double-digit rebounding		
Double-doubles		
Led UA in scoring	14	14
Led UA in rebounding		
Led UA in three-pointers	9	9
Led UA in assists	14	14
Led UA in steals	7	7
Led UA in blocks	2	2
5+ assist games	4	4
3+ three-pointers	7	7
3+ steal games	2	2
3+ block games		



CAREER ACCOLADES

- Helped lead Team USA to the gold medal at the 2019 FIBA Men's Basketball U-19 World Cup
- 2019 SEC All-Freshman Team
- Was the youngest active player in D-I for the 2018-19 season at 17 years old (birthday is April 6, 2001) – the youngest player in the nation (Everett Perrot of Pepperdine) did not play a game during the season
- Named SEC Freshman of the Week for the week of Dec. 10
- One of 25 high school players from around the country who was invited to participate in the Nike Skills Academy in the Summer of 2018
- Joined teammates John Petty Jr. and Herbert Jones at the prestigious event

FRESHMAN (2018-19)

- Started and played in all 34 contests on his way to earning a spot on the SEC All-Freshman Team
- Led Alabama in assists (2.9 apg), 20-point games (5) and minutes (31.6 mpg), while ranking third in three-point field goal percentage (.358)
- Exploded with a career and team-high of 24 points going 6-of-9 from the field and a perfect 11-of-11 from the line, while collecting four rebounds and two assists against Wichita State (11/18)
- Matched his career-high of 24 points, while connecting with seven assists and four rebounds against Georgia (2/6)
- Scored a team-high 21 points to go along with four rebounds and one assist against Appalachian State (11/11)
- Was a crucial factor in the win against Murray State (11/26), registering 20 points in back-to-back games while adding four assists and two steals
- Went 4-of-5 from outside the arc and finished with 20 points, including hitting a three-pointer with 13 seconds left to seal the win over Arizona (12/9)
- Scored three baskets beyond the arc to go for a team-high 17 points, while also leading the team in assists (3) and steals (1) at South Carolina (2/26)
- Finished with 17 points, including going 7-of-8 from the line, and a career-best eight assists at Stephen F. Austin (12/30)

- Had 13 points, two steals, and one rebound and assist at Auburn (2/2)
- Led the team at Mississippi State (2/12) with 17 points and tied his career-high with five rebounds
- Registered a team-high in points (14), three-pointers (2), and assists (2) against Florida (2/16)
- Dropped a team high 15-points, including a perfect 8-of-8 from the line to go along with two rebounds, one steal and one assist at LSU (1/8)
- Posted a team-high 19 points, including four three-pointers, two assists and one steal against Vanderbilt (2/23)
- Accounted for a team-high 13 points and three assists against Auburn (3/5)
- Snatched a career-high four steals while adding 13 points against Ole Miss (3/14)
- Added 12 points, two assists, three rebounds, and one block at Arkansas (3/9)
- Scored 12 points to go along with three assists and two rebounds against then-No. 13 Kentucky (1/5)
- Led the team in assists (3) and steals (2) while adding nine points, three rebounds and one steal against then-No. 22 Mississippi State (1/29)
- Collected 10 points, three rebounds, and three assists against Norfolk State (3/20)
- Added seven points and two rebounds, while registering one assist, block and steal against then-No. 20 Ole Miss (1/22)
- Went 5-of-9 from beyond the arc to score 14 points and register three assists against Texas A&M (1/12)
- Led the team in threes made (5) and points (19) while collecting three rebounds against Georgia State (12/4)
- Went 7-of-12 from the field to total 17 points, four assists, three rebounds, and one steal against Liberty (12/18)
- Had 15 points while adding six assists, a season-best five rebounds and two steals at Baylor (1/26)
- Registered double-digits in scoring to lead the team in points (14) for a third consecutive game against UCF (11/29)
- Led the team in assists (4), while adding seven points, one steal and one rebound against Penn State (12/21)

PROFILES

- Added seven points and two rebounds, while registering one assist, block and steal against then-No. 20 Ole Miss (1/22)
- Led the team in steals (3) while adding eight points, three assists, and two rebounds vs. Ball State (11/16)
- Had eight points and three rebounds vs. Northeastern (11/15)
- Made his collegiate debut in the season opener against Southern (11/6), earning the start and leading the team with a game-high seven assists to go along with six points in 29 minutes of action

PREP HIGHLIGHTS

- Considered one of the top prep players in the country
- Reclassified to 2018-19 after graduating early from Hazel Green High School where he played for head coach Danny Anderson
- Enrolled in classes at The University of Alabama for the fall, making him eligible to suit up for the Crimson Tide immediately
- Five-star prospect who was ranked as the No. 5 point guard and the No. 26 overall player by 247Sports
- Named the Alabama 6A Player of the Year and the Huntsville Regional Player of the Year in 2018
- Also named to the Alabama Sports Writers Association Super 5 team and was a finalist for the Mr. Basketball award in 2018
- Finished his senior season averaging 28.5 points, 5.9 rebounds, 4.5 assists and 3.9 steals to lead the Trojans to the state semifinals this past season
- Took part in the USA Basketball Under-18 national team tryouts in June and was a participant in the Adidas All-American camp in July
- Joined teammates Herbert Jones and John Petty Jr. in Los Angeles for the Nike Skills Academy, making the Crimson Tide the only team in the nation to have three players represented at the prestigious event
- Chose Alabama over the likes of Indiana, Kansas, Baylor, Providence and Auburn, among others

PERSONAL INFORMATION

- Born April 6, 2001
- Son of Kira Sr. and Natasha Lewis
- Has two sisters, Nakerra and Nesha
- Majoring in consumer science

LEWIS' GAME-BY-GAME STATS

2018-19

Opponent	Date	Min	FG-FGA	3FG-FGA	FT-FTA	Off-Def-Tot	PF	A	TO	Blk	Stl	Pts	
SOUTHERN	11/6	29	2-5	1-3	1-1	1-1-2	3	7	3	1	1	6	
APPALACHIAN ST	11/11	31	9-18	3-6	0-0	3-1-4	2	1	1	0	0	21	
vs. Northeastern	11/15	31	3-10	1-6	0-0	0-0-0	3	1	1	0	0	7	
vs. Ball State	11/16	30	3-6	0-2	2-2	0-2-2	3	3	3	1	3	8	
vs. Wichita State	11/18	33	6-9	1-2	11-11	0-4-4	2	2	0	0	0	24	
MURRAY STATE	11/26	28	6-13	1-4	7-10	1-1-2	2	3	1	1	1	20	
at UCF	11/29	32	6-11	2-5	0-0	0-2-2	4	2	2	0	0	14	
GEORGIA STATE	12/4	33	6-12	5-10	2-2	0-3-3	1	1	1	1	1	19	
ARIZONA	12/9	30	7-13	4-5	2-4	0-2-2	2	1	3	0	1	20	
vs. Liberty	12/18	35	7-12	1-2	2-3	0-3-3	3	4	2	0	1	17	
PENN STATE	12/21	29	2-7	0-1	3-4	0-1-1	2	4	1	0	1	7	
at SFA	12/30	31	4-12	2-6	7-8	2-0-2	2	8	3	0	1	17	
KENTUCKY	1/5	34	4-14	2-6	2-2	0-2-2	2	3	4	0	0	12	
at LSU	1/8	31	3-11	1-6	8-8	0-2-2	1	1	3	0	1	15	
TEXAS A&M	1/12	30	5-9	1-3	3-4	0-0-0	0	3	1	0	0	14	
at Missouri	1/16	25	3-7	1-3	2-2	0-2-2	1	1	2	0	0	9	
at Tennessee	1/19	33	4-10	3-6	1-2	0-2-2	4	1	4	0	0	12	
OLE MISS	1/22	25	2-8	1-3	2-2	0-2-2	0	1	0	1	1	7	
at Baylor	1/26	31	6-12	1-4	2-2	1-4-5	3	6	3	1	2	15	
MISSISSIPPI STATE	1/29	32	4-9	0-2	1-2	0-3-3	1	3	5	1	2	9	
at Auburn	2/2	28	4-6	2-3	3-6	0-1-1	1	1	2	0	2	13	
GEORGIA	2/6	36	10-17	1-4	3-4	0-4-4	1	7	1	0	2	24	
at Vanderbilt	2/9	34	6-11	2-4	4-4	0-2-2	3	4	2	0	0	18	
at Mississippi State	2/12	34	5-12	3-7	4-4	0-5-5	2	2	4	0	0	17	
FLORIDA	2/16	32	4-8	2-5	4-8	0-2-2	2	2	3	0	0	14	
at TEXAS A&M	2/19	32	2-11	1-7	0-0	0-3-3	1	4	0	0	1	5	
VANDERBILT	2/23	37	7-13	4-8	1-2	0-1-1	0	2	1	1	1	19	
at South Carolina	2/26	37	5-13	3-6	4-5	1-4-5	0	3	3	0	1	17	
LSU	3/2	38	3-16	0-4	1-2	1-3-4	3	4	3	0	0	7	
AUBURN	3/5	34	4-9	1-3	4-5	1-3-4	0	3	2	0	1	13	
at Arkansas	3/9	30	5-11	1-3	1-1	1-2-3	2	2	1	0	1	12	
vs. Ole Miss	3/14	31	5-13	1-4	2-3	0-1-1	1	3	3	0	4	13	
vs. Kentucky	3/15	27	1-5	1-2	0-0	1-3-4	3	2	3	1	0	3	
NORFOLK STATE	3/20	32	4-10	1-6	1-2	0-3-3	1	3	2	0	0	10	
TOTALS			1075	157-363	54-151	90-115	13-74-87	61	98	74	10	28	458

LEWIS' CAREER STATS

Year	GP	GS	Min	Avg	FG	FGA	Pct	3FG	3FGA	Pct	FT	FTA	Pct	Off	Def	Tot	Avg	PF	FO	Ast	TO	Blk	Stl	Pts	Avg
2018-19	34	34	1075	31.6	157	363	.433	54	151	.358	90	115	.783	13	74	87	2.6	61	0	98	74	10	28	458	13.5
TOTAL	34	34	1075	31.6	157	363	.433	54	151	.358	90	115	.783	13	74	87	2.6	61	0	98	74	10	28	458	13.5

LEWIS' CAREER SEC STATS

Year	GP	GS	Min	Avg	FG	FGA	Pct	3FG	3FGA	Pct	FT	FTA	Pct	Off	Def	Tot	Avg	PF	FO	Ast	TO	Blk	Stl	Pts	Avg
2018-19	18	18	385	21.4	59	144	.410	27	77	.351	13	26	.500	14	52	66	3.7	32	0	16	28	10	7	158	8.8
TOTAL	18	18	385	21.4	59	144	.410	27	77	.351	13	26	.500	14	52	66	3.7	32	0	16	28	10	7	158	8.8



23

6-5 • 197 • Jr.

Guard

JOHN PETTY JR.

Huntsville, Ala. (Mae Jemison)

CAREER HIGHS

Points	30	2x, last at Tennessee (1/19/19)
Rebounds	10	2x, last vs. Auburn (3/5/19)
Assists	7	vs. Ball State (11/16/18)
Steals	2	7x, last at Vanderbilt (2/9/19)
Blocks	2	4x, last vs. Texas A&M (1/12/19)
Minutes	38	vs. LSU (3/2/19)
Field Goals	11	at Tennessee (1/19/19)
FG Att.	18	at Tennessee (1/19/19)
3-Point FG	10	Alabama A&M (11/17/17)
3-Point Att.	13	2x, last vs. Auburn (1/17/18)
Free Throws	7	vs. Appalachian Sate (11/11/18)
FT Att.	10	vs. Appalachian Sate (11/11/18)

2018-19 SEASON HIGHS

Points	30	at Tennessee (1/19/19)
Rebounds	10	2x, last vs. Auburn (3/5/19)
Assists	7	vs. Ball State (11/16/18)
Steals	2	6x, last at Vanderbilt (2/9/19)
Blocks	2	2x, last vs. Texas A&M (1/12/19)
Minutes	38	vs. LSU (3/2/19)
Field Goals	11	at Tennessee (1/19/19)
FG Att.	18	at Tennessee (1/19/19)
3-Point FG	6	2x, last at Tennessee (1/19/19)
3-Point Att.	11	vs. Texas A&M (1/12/19)
Free Throws	7	vs. Appalachian Sate (11/11/18)
FT Att.	10	vs. Appalachian Sate (11/11/18)

MISCELLANEOUS STATS

Category	2018-19	Career
Double-digit scoring	15	32
20+ point games	3	6
Double-digit rebounding	2	2
Double-doubles		
Led UA in scoring	6	12
Led UA in rebounding	4	5
Led UA in three-pointers	12	35
Led UA in assists	7	13
Led UA in steals	4	7
Led UA in blocks	3	4
5+ assist games		
3+ three-pointers	8	23
3+ steal games		
3+ block games		



CAREER ACCOLADES

- 2019 SEC Academic Honor Roll
- A two-time SEC Freshman of the Week (Nov. 20, 2017 and Jan. 1, 2018)
- Set a school record by knocking down 10 three-pointers to total a team-high 30 points against Alabama A&M (11/17)
- Set a freshman school record with 90 made threes and 242 threes attempted
- One of 25 collegiate players invited to participate in the Nike Skills Academy
- Joined teammates Herbert Jones and Kira Lewis Jr., making UA one of only three teams in the nation to have multiple players at the prestigious event

SOPHOMORE (2018-19)

- Named to 2019 SEC Academic Honor Roll
- Played in all 34 contest making 17 starts
- Led team in threes made (59) and attempted (171), was third in scoring (10.2 ppg) and fourth in double-figure scoring games (15)
- Matched a career-high with 30 points going 11-of-18 from the field and 6-of-10 from beyond the arc against then-No. 3 Tennessee (1/19)
- Scored a team-high 15 points to secure the win over then-No. 20 Ole Miss (1/22)
- Went 6-of-11 from beyond the arc and 7-of-12 from the field to register 22 points to go along with four rebounds and two blocks against Texas A&M (1/12)
- Finished with 16 points playing in front of his hometown crowd in Huntsville, Ala., for the Rocket City Classic vs. Liberty (12/18)
- Went for 13 points, knocking down 3-of-6 shots from three-point range, while also adding five rebounds and two assists against Wichita State (11/18)
- Knocked down 5-of-9 three pointers to go for a team-high 23 points, while grabbing four rebounds and adding two assists against then-No.13 LSU (3/2)
- Scored his only basket of the night at the most crucial part of the game with a dunk to take back the lead with exactly a minute to go against Ole Miss (3/14)
- Registered 16 points and seven rebounds against Murray State (11/26)
- Scored a team-high 17 points to go along with five rebounds against Northeastern (11/15)
- Went for 17 points, knocking down 5-of-8 shots from beyond the arc to go along with four rebounds vs. Southern (11/6)

- Added 11 points, five rebounds and five assists against Norfolk State (3/20)
- Collected 16 points, three rebounds, one assist and one block against Liberty (12/18)
- Had a team-high 18 points, four rebounds and three assists at Auburn (2/2)
- Led the team with a career-high seven assists while adding seven points and three rebounds vs. Ball State (11/16)
- Grabbed a career- and team-high 10 rebounds, while posting five points and three assists at South Carolina (2/26)
- Registered 13 points, while going 5-of-7 from the field and collected five rebounds against Penn State (12/21)
- Totaled 13 points, four rebounds, one assist and one steal in 34 minutes of action against Appalachian State (11/11)

FRESHMAN (2017-18)

- Played in all 36 games, making 29 starts
- Led the team with 90 made threes, which ranked fourth-highest in a season in program history and also set a freshman school record
- His 242 three-point attempts ranked third in the school record books and were also the most by an Alabama freshman
- Finished third in the SEC in threes made (90) and tied for fifth in threes made per game (2.5)
- A two-time SEC Freshman of the Week (Nov. 20 and Jan. 1), the first UA player to achieve the feat since JaMychal Green in 2009
- Set a new school record by knocking down 10 three-pointers to total a team-high 30 points against Alabama A&M (11/17)
- His 10 three-pointers tied for fourth all-time in SEC history and ranked third in the country for the most threes made in a single game, while his percentage (76.9, 10-of-13) was the highest in league history by any player who has made at least 10 threes in a game
- Recorded 20 points, going 6-of-8 from three-point range, and added three assists vs. Virginia Tech in the NCAA Tournament (3/15)
- Drilled 8-of-13 three pointers to score a game-high 27 points while adding two assists and a rebound vs. then-No. 17 Auburn (1/17)
- Chipped in 18 points, 15 of which came from three-point range in the SEC Tournament semifinal vs. Kentucky (3/10)
- Made first collegiate start in season opener vs. Memphis (11/10) and finished with 11 points – all coming in the second half – in 29 minutes

PLAYER PROFILES



13

6-1 • 175 • So.

Guard

JAHVON QUINERLY

Hackensack, N.J. (Villanova/Hudson Catholic HS)

CAREER HIGHS (AT VILLANOVA)

Points	10	UConn (2/22/18)
Rebounds	3	4x, last at Xavier (2/24/19)
Assists	4	UConn (2/22/18)
Steals	2	St. John's (1/8/19)
Blocks		
Minutes	25	UConn (2/22/18)
Field Goals	3	2x, last vs. Seton Hall (1/27/19)
FG Att.	8	2x, last at Xavier (2/24/19)
3-Point FG	2	2x, last at St. John's (2/17/19)
3-Point Att.	6	at Xavier (2/24/19)
Free Throws	5	UConn (2/22/18)
FT Att.	8	UConn (2/22/18)

2018-19 SEASON HIGHS (AT VILLANOVA)

Points	10	UConn (2/22/18)
Rebounds	3	4x, last at Xavier (2/24/19)
Assists	4	UConn (2/22/18)
Steals	2	St. John's (1/8/19)
Blocks		
Minutes	25	UConn (2/22/18)
Field Goals	3	2x, last vs. Seton Hall (1/27/19)
FG Att.	8	2x, last at Xavier (2/24/19)
3-Point FG	2	2x, last at St. John's (2/17/19)
3-Point Att.	6	at Xavier (2/24/19)
Free Throws	5	UConn (2/22/18)
FT Att.	8	UConn (2/22/18)

MISCELLANEOUS STATS (AT VILLANOVA)

Category	2018-19	Career
Double-digit scoring	1	1
20+ point games	0	0
Double-digit rebounding	0	0
Double-doubles	0	0
Led UA in scoring		NA
Led UA in rebounding		NA
Led UA in three-pointers		NA
Led UA in assists		NA
Led UA in steals		NA
Led UA in blocks		NA
5+ assist games	0	0
3+ three-pointers	0	0
3+ steal games	0	0
3+ block games	0	0



CAREER ACCOLADES

- 2018 McDonald's All-American

AT VILLANOVA (2018-19)

- Averaged 3.2 points and 9.1 minutes per game in 25 appearances in his lone season with the Wildcats
- Had season highs of 10 points, four assists and 25 minutes of action against UConn, which was played in Madison Square Garden
- Logged a BIG EAST season high of 20 minutes at Xavier, scoring five points to go with three rebounds
- Added five points and two rebounds in 13 minutes of action at Georgetown
- Collected eight points, three rebounds and two assists in an 80-52 win over Seton Hall

PREP HIGHLIGHTS

- Played at Hudson Catholic High School under head coach Nick Mariniello
- A five-star prospect who was considered as one of the nation's top point guards, earning a spot in the prestigious McDonald's All-American Game
- A two-time New Jersey Gatorade Player of the Year
- First team all-state honoree as a junior and senior
- Ranked No. 26 in ESPN's Top 100 in the Prep Class of 2018
- Averaged 20.1 points, 6.3 assists and 1.8 steals per game as a senior after going for 20.4 points, 5.4 assists and 1.9 steals a game during his junior season
- During his high school career, he averaged 16.6 points, 4.3 assists and 1.5 steals over 109 games
- Shot 44.6 percent (220-of-493) from beyond the arc over his four years at Hudson Catholic

PERSONAL INFORMATION

- Born Nov. 25, 1998
- Son of Mark and Caren Quinerly
- Has three brothers, Maurice, Jaden and Julien
- Majoring in advertising

PROFILES

QUINERLY'S GAME-BY-GAME STATS

2018-19 (AT VILLANOVA)

Opponent	Date	Min	FG-FGA	3FG-FGA	FT-FTA	Off-Def-Tot	PF	A	TO	Blk	Stl	Pts
MORGAN STATE	11/6	17	1-4	1-4	0-0	0-0-0	0	3	2	0	0	3
QUINNIPIAC	11/10	16	1-6	1-5	0-0	0-1-1	0	1	3	0	0	3
MICHIGAN	11/14	8	2-6	0-2	0-1	0-0-0	3	1	1	0	0	4
vs. Canisius	11/22	15	3-5	1-2	2-2	1-2-3	0	2	4	0	0	9
vs. Oklahoma State	11/23	3	0-1	0-1	0-0	0-0-0	0	0	0	0	0	0
at La Salle	12/1	2	0-0	0-0	0-0	0-0-0	1	0	0	0	0	0
SAINT JOSEPH'S	12/8	8	0-4	0-3	0-0	0-1-1	1	1	1	0	0	0
at Penn	12/11	0	0-0	0-0	0-0	0-0-0	0	0	0	0	0	0
vs. UConn	12/22	25	2-8	1-5	5-8	0-2-2	2	4	1	0	1	10
DEPAUL	1/2	17	2-6	1-3	0-0	0-1-1	1	3	0	0	1	5
at Providence	1/5	10	1-2	0-0	0-0	0-0-0	2	1	0	0	0	2
ST JOHNS	1/8	11	3-6	0-2	0-0	0-1-1	0	0	1	0	2	6
at Creighton	1/13	17	3-5	1-2	0-0	0-3-3	2	1	1	0	0	7
XAVIER	1/18	4	0-0	0-0	2-2	0-0-0	0	0	0	0	0	2
at Butler	1/22	3	0-1	0-0	0-0	0-0-0	0	0	0	0	0	0
SETON HALL	1/27	15	3-5	2-4	0-0	0-3-3	3	2	3	0	0	8
at DePaul	1/30	6	1-3	0-1	0-0	0-0-0	0	0	0	0	0	2
GEORGETOWN	2/3	4	0-0	0-0	0-0	0-0-0	1	0	0	0	0	0
CREIGHTON	2/6	4	0-2	0-0	0-0	0-0-0	0	0	0	0	0	0
at Marquette	2/9	0	0-0	0-0	0-0	0-0-0	0	0	0	0	0	0
PROVIDENCE	2/13	4	0-2	0-1	2-2	0-0-0	0	1	0	0	0	2
at St. John's	2/17	5	2-4	2-2	0-0	0-0-0	1	0	1	0	0	6
at Georgetown	2/20	13	2-4	1-3	0-0	0-2-2	0	1	0	0	0	5
at Xavier	2/24	20	2-8	1-6	0-0	1-2-3	1	1	1	0	1	5
BUTLER	3/2	1	0-1	0-0	0-0	0-0-0	0	0	0	0	0	0
TOTALS		228	28-83	12-48	11-15	2-18-20	18	22	19	0	5	79

PROFILES

QUINERLY'S CAREER STATS

Year	GP	GS	Min	Avg	FG	FGA	Pct	3FG	3FGA	Pct	FT	FTA	Pct	Off	Def	Tot	Avg	PF	FO	Ast	TO	Blk	Stl	Pts	Avg
2018-19	25	0	228	9.1	28	83	.337	12	48	.250	11	15	.733	2	18	20	0.8	18	0	22	19	0	5	79	3.2
TOTAL	25	0	228	9.1	28	83	.337	12	48	.250	11	15	.733	2	18	20	0.8	18	0	22	19	0	5	79	3.2

* Stats are from Villanova

3

6-9 • 238 • Jr.

Forward

ALEX REESE

Pelham, Ala. (Pelham)

CAREER HIGHS

Points	19	vs. Wichita State (11/18/18)
Rebounds	9	2x, last vs. Lipscomb (11/14/17)
Assists	3	2x, last vs. Arizona (12/9/18)
Steals	4	vs. Memphis (11/10/17)
Blocks	2	3x, last vs. OleMiss (1/22/19)
Minutes	30	vs. Memphis (11/10/17)
Field Goals	6	vs. Kentucky (3/15/19)
FG Att.	14	vs. UCF (11/29/18)
3-Point FG	5	vs. Norfolk State (3/20/19)
3-Point Att.	8	vs. Norfolk State (3/20/19)
Free Throws	9	vs. Wichita State (11/18/18)
FT Att.	10	vs. Wichita State (11/18/18)

2018-19 SEASON HIGHS

Points	19	vs. Wichita State (11/18/18)
Rebounds	8	vs. Arizona (12/9/18)
Assists	3	vs. Arizona (12/9/18)
Steals	2	3x, last vs. Liberty (12/18/18)
Blocks	2	3x, last vs. OleMiss (1/22/19)
Minutes	28	vs. UCF (11/29/18)
Field Goals	6	vs. Kentucky (3/15/19)
FG Att.	14	vs. UCF (11/29/18)
3-Point FG	5	vs. Norfolk State (3/20/19)
3-Point Att.	8	vs. Norfolk State (3/20/19)
Free Throws	9	vs. Wichita State (11/18/18)

MISCELLANEOUS STATS

Category	2018-19	Career
Double-digit scoring	6	8
20+ point games		
Double-digit rebounding		
Double-doubles		
Led UA in scoring	2	2
Led UA in rebounding	1	4
Led UA in three-pointers	5	8
Led UA in assists	1	1
Led UA in steals	5	9
Led UA in blocks	4	4
5+ assist games		
3+ three-pointers	3	3
3+ steal games		1
3+ block games		



CAREER ACCOLADES

- 2019 SEC Academic Honor Roll
- 2018 SEC First Year Academic Honor Roll


SOPHOMORE (2018-19)

- Selected to the SEC Academic Honor Roll
- Played in 28 games and averaged 113.3 minutes per contest
- Went for a career high of 19 points, going 9-for-10 from the line while adding two rebounds and an assist against Wichita State (11/18)
- Provided an offensive spark off the bench in the win against Arizona (12/9), scoring 15 points while collecting eight rebounds and two assists
- Scored a team-high 15 points and six rebounds against then-No. 4 Kentucky (3/15)
- Went 5-of-8 from beyond the arc to turn in 17 points, seven rebounds and one steal against Norfolk State (3/20)
- Led the team in points (14) and threes (2), while collecting three rebounds and two assists against UCF (11/29)
- Dropped 12 points at LSU (1/8) to go along with four rebounds and one assist
- Registered a career high for three pointers made (3) totaling nine points and adding two steals vs. Murray State (11/26)
- Shot 4-of-9 from the floor to total nine points to go along with four rebounds and two steals against Georgia State (12/4)
- Led the team in assists (2) and blocks (1) while chipping in nine points and grabbing five boards at Arkansas (3/9)
- Scored eight points in the season opener vs. Southern (11/6), knocking down a pair of threes
- Added seven points, three rebounds and two steals against Liberty (12/18)
- Grabbed four rebounds to go with five points and one block against then-No. 13 Kentucky (1/5)
- Accounted for seven points – all coming in the first half – and five rebounds in the win at Missouri (1/16)
- Swatted two shots while adding three points and one rebound against then-No. 20 Ole Miss (1/22)
- Put up seven points and one block at Auburn (2/2)

FRESHMAN (2017-18)

- Selected to the SEC First Year Academic Honor Roll
- Saw action in 32 contests, making his first and lone start of the season in the SEC Tournament semifinal vs. Kentucky and finishing with five points and four rebounds (3/10)
- Was a crucial factor in the win against Mercer (12/19), scoring a career-high 10 points off the bench at the Rocket City Classic
- Tied his career-high of 10 points in 15 minutes off the bench, while adding four rebounds, one steal and a block at Kentucky (2/17)
- Led the team in steals (4) while also collecting eight points, nine rebounds and three assists off the bench in the season opener against Memphis (11/10)
- Grabbed a season-high nine rebounds to go with four points in the home opener against Lipscomb (11/14)
- Had nine points and eight rebounds in 23 minutes off the bench vs. Alabama A&M (11/17)
- Provided a spark off the bench in the come-from-behind win over Louisiana Tech (11/29), playing 14 minutes with two points and three rebounds
- Scored nine points to go along with three rebounds and one steal in 11 minutes off the bench vs. LSU (1/13)
- Chipped in nine points to go along with five rebounds, one assist, one block and a steal in 14 minutes off the bench in the Round of 32 vs. No. 1 seed Villanova (3/17)
- Scored seven points and added three boards in the win over then-No. 17 Auburn (1/17)
- Tallied eight points to go along with four rebounds and two steals against Ole Miss (1/23)
- Totaled six points, five rebounds and an assist at then-No. 12 Auburn (2/21)
- Led the team in rebounds (8) while adding two points and an assist vs. Florida (2/27)
- Scored five points to go along with three rebounds at Texas A&M (3/3)
- One of seven to earn team's Student Academic Achievement Award

PLAYER PROFILES



30

6-9 • 245 • Jr.

Forward

GALIN SMITH

Clinton, Miss. (Clinton)

CAREER HIGHS

Points	11	vs. Ole Miss (3/14/19)
Rebounds	8	vs. Minnesota (11/25/17)
Assists	1	6x, last vs. Ole Miss (3/14/19)
Steals	2	at Tennessee (1/19/19)
Blocks	4	at Texas A&M (3/3/18)
Minutes	29	2x, last vs. Ole Miss (3/14/19)
Field Goals	4	6x, last vs. Ole Miss (3/14/19)
FG Att.	7	vs. Ole Miss (1/22/19)
3-Point FG		
3-Point Att.		
Free Throws	4	2x, last vs. Southern (11/6/18)
FT Att.	8	vs. Ole Miss (3/14/19)

2018-19 SEASON HIGHS

Points	11	vs. Ole Miss (3/14/19)
Rebounds	7	vs. Ole Miss (3/14/19)
Assists	1	3x, last vs. Ole Miss (3/14/19)
Steals	2	at Tennessee (1/19/19)
Blocks	4	6x, last vs. Ole Miss (1/22/19)
Minutes	29	vs. Ole Miss (3/14/19)
Field Goals	4	4x, last vs. Ole Miss (3/14/19)
FG Att.	7	vs. Ole Miss (1/22/19)
3-Point FG		
3-Point Att.		
Free Throws	4	vs. Southern (11/6/18)
FT Att.	8	vs. Ole Miss (3/14/19)

MISCELLANEOUS STATS

Category	2018-19	Career
Double-digit scoring	3	4
20+ point games		
Double-digit rebounding		
Double-doubles		
Led UA in scoring		
Led UA in rebounding		1
Led UA in three-pointers		
Led UA in assists		
Led UA in steals	1	2
Led UA in blocks	3	10
5+ assist games		
3+ three-pointers		
3+ steal games		
3+ block games		3



CAREER ACCOLADES

- 2019 SEC Academic Honor Roll
- 2018 SEC First Year Academic Honor Roll

SOPHOMORE (2018-19)

- Named to the SEC Academic Honor Roll
- Selected to the SEC Community Service Team
- Saw action in 29 games, making nine starts on the year
- Scored a career-high 11 points in the start against Ole Miss (3/14) while grabbing seven rebounds and adding one assist and block
- Tied a career high of 10 points in 15 minutes, while adding three rebounds and one block vs. then-No. 20 Ole Miss (1/22)
- Provided a spark off the bench by exploding with six points in five minutes of action against Georgia (2/6)
- Registered seven points, three rebounds and one steal off the bench against then-No. 22 Mississippi State (1/29)
- Turned in seven points, two rebounds and one block at Arkansas (3/9)
- Finished with five points and one rebound against then-No. 4 Kentucky (3/15)
- Started and finished with six points vs. Wichita State (11/18)
- Went 4-of-6 from the field to total eight points, three rebounds and one block and a steal against Arizona (12/9)
- Dropped eight points and collected five rebounds against Ball State (11/16)
- Led the team in blocks (3) while adding four points and two rebounds against Norfolk State (3/20)
- Put up four points, three rebounds and one block against Murray State (11/26)
- Added two points and three rebounds against Northeastern (11/15)
- Scored four points while totaling two rebounds and one block in 22 minutes against Appalachian State (11/11)
- Collected two rebounds and three points at Stephen F. Austin (12/30)

FRESHMAN (2017-18)

- Named to the SEC First Year Academic Honor Roll
- Played in 33 games, making three starts on the season

- Made the first start of his Alabama career in the SEC Tournament opener vs. Texas A&M, finishing with eight points, three rebounds and a block (3/8)
- Went 3-for-3 from the field and finished with eight points and six rebounds in the SEC Tournament quarterfinals vs. Auburn (3/9)
- Led the team in rebounds (8) and shot 3-of-5 from the floor to finish with 10 points, while totaling three blocks and one steal against then-No. 14 Minnesota (11/25)
- Scored eight points on 4-of-5 shooting while adding four rebounds and one block against LSU (1/13)
- Made his collegiate debut and finished with two points and two rebounds in 13 minutes off the bench against Memphis (11/10)
- Collected five points and four rebounds in 13 minutes off the bench in the home opener vs. Lipscomb (11/14)
- Was perfect from the field (3-for-3) to total seven points in 18 minutes against Alabama A&M (11/17)
- Added eight points, three rebounds, one assist and one block in UA's NCAA Tournament game vs. Virginia Tech (3/15)
- Scored five points and added three rebounds in the NCAA Tournament second round contest vs. No. 1 seed Villanova (3/17)
- Went 3-of-3 and scored six points while adding four rebounds vs. South Carolina (1/9)
- Led the team in blocks (3) while adding four points and one rebound against then-No. 17 Auburn (1/17)
- Recorded a season-high four blocks to go along with four points, four rebounds and a steal at Texas A&M (3/3)
- Blocked two shots while pulling down a rebound and scoring two points in seven minutes off the bench against then-No. 5 Texas A&M (12/30)
- Blocked two shots and grabbed three rebounds in 12 minutes against Louisiana Tech (11/29)
- Grabbed three rebounds in three minutes off the bench against UCF (12/3)
- Saw six minutes of action off the bench against BYU (11/24)

PLAYER PROFILES



15

6-8 • 205 • Jr.

Forward

TYLER BARNES

Louisville, Ky. (St. Xavier)

CAREER ACCOLADES

- 2019 SEC Academic Honor Roll
- 2018 SEC First Year Academic Honor Roll

SOPHOMORE (2018-19)

- Named to the SEC Academic Honor Roll
- Played in four contests on the year
- Recorded first career block against then-No. 20 Ole Miss (1/22)
- Registered one minute of action vs. Ball State (11/16)

FRESHMAN (2017-18)


- Named to the SEC First Year Academic Honor Roll
- Earned a spot through walk-on tryouts in late October
- Elevated from practice player to full-time walk-on in mid-November
- Played in four contests on the year
- One of seven to earn team's Student Academic Achievement Award

PREP HIGHLIGHTS

- Played at St. Xavier High School under head coach Kevin Klein
- Averaged 10.2 points and 8.7 rebounds, while shooting 48.7 percent from the field and 50 percent from beyond the arc
- Led team to the 26th district championship and a regional runner-up finish in 2016
- Named captain of the varsity basketball team as a senior
- Honored as the Louisville Catholic Sports Featured Athlete in December of 2016
- Awarded U.S. Army player of the game in February 2017
- Off the court, he was a National Merit Finalist in 2017, Kentucky Governor's Scholar in 2016 and a Scholastic Athlete in 2017

PERSONAL INFORMATION

- Born Aug. 17, 1998
- Son of Thad and Laura Barnes
- Has two brothers, Connor and Nathan, along with two sisters, Caitlyn and Meredith
- Majoring in chemical engineering



3

6-9 • 268 • R-Fr.

Forward

JAVIAN DAVIS

Canton, Miss. (Canton)

CAREER ACCOLADES

- 2019 SEC First Year Academic Honor Roll

REDSHIRT (2018-19)


- Named to the SEC First Year Academic Honor Roll
- Sat out season as a redshirt

PREP HIGHLIGHTS

- Listed as a four-star by ESPN and a three-star by 247sports.com
- Four-year letterwinner at Canton High School under head coach Russell Evans
- Ranked the No. 3 prospect in Mississippi according to 247Sports.com, while checking in as the No. 2 player in his state and No. 17 center in the nation according to ESPN
- Named first team all-state by USA Today following his senior season in 2018 after he averaged 17 points, 12 rebounds and two blocks per game
- Tabbed second team all-state by the Clarion Ledger
- Led Canton to the 5A state semifinals
- Averaged 16.2 points, 10 rebounds and 2.7 blocks as a junior and 14.9 points, 9.7 rebounds and 2.0 blocks as a sophomore
- Was selected to the Clarion Ledger's Dandy Dozen in 2017
- Selected to the 2017 Mississippi North/South All-Star team where he was named the Most Valuable Defensive Player with 18 points, 14 rebounds and three blocks
- Played for Team Thad on the AAU circuit
- Selected to attend the NBPA Top-100 camp in the summer of 2017
- Chose Alabama over Auburn, Cincinnati, Georgetown, Iowa State and Texas A&M

PERSONAL INFORMATION

- Born Sept. 9, 1999
- Son of Kajwana Davis
- Has one brother, Jamarion, and one sister, Jamyiah
- Majoring in public health



12

6-4 • 186 • Fr.

Guard

JAYLEN FORBES


Florence, Ala. (Florence)

PREP HIGHLIGHTS

- Four-star prospect ranked the No. 18 shooting guard and the No. 84 player overall by ESPN.com
- Ranked No. 2 player in Mississippi according to ESPN.com
- The top scorer in Florence High School program history, and maintained career averages of 25.1 points, 6.6 rebounds and 1.2 steals per game throughout his prep career under head coach Darrin Chancellor
- A 2019 first team all-state honoree by both the Clarion Ledger and USA Today as he averaged 23.0 points, 9.1 rebounds and 2.1 assists per game
- Named to the Clarion Ledger's Dandy Dozen prior to his senior season
- Led Florence High School to the 4A state title game in 2019
- Scored 35 points and pulled down eight rebounds in the championship game loss
- Collected 20 points and seven rebounds to lead Mississippi in the annual Alabama-Mississippi all-star game
- Earned all-state honors as a junior after averaging 28.4 points and 12.0 rebounds per game while leading his team to the Elite 8 of the Mississippi state tournament
- Scored a high school career-best 51 points on his birthday during his junior season
- A four-time all-district honoree who also earned multiple MVP awards throughout his high school playing career
- Led MEBO Team Hood in 2019 with 18.4 points, 4.7 rebounds and 1.4 steals per game
- Topped the MEBO Team Hood 2018 in the Nike EYBL Circuit averaging 19.4 points, 5.7 rebounds and 1.1 assist per game
- Named a breakout player by Prep Recruit following the Nike EYBL season
- Chose Alabama over UAB, Georgia Tech, Ole Miss, Kansas State and Murray State, among others

PERSONAL INFORMATION

- Born Dec. 15, 2000
- Son of Michael Forbes and Denise Andrews
- Has one brother, Michael Jr., and four sisters, Dajiah, Quira, Destinie and Jesire
- Majoring in communication studies



4

6-5 • 215 • Fr.

Forward

JUWAN GARY

Columbia, S.C. (Liberty Heights/West Charlotte)


PREP HIGHLIGHTS

- Four-star prospect who was ranked as the No. 12 small forward and No. 64 player overall by ESPN.com
- Ranked No. 2 overall in South Carolina by ESPN.com
- Nominated for the McDonald's All-American game
- Transferred to West Charlotte High School as a senior but played for Liberty Heights charter school under head coach Mike Wright during his senior season
- Averaged 25 points, 7 rebounds and 2 blocks per game in his lone season at Liberty Heights
- Earned multiple MVP awards at tournaments throughout the season
- As a sophomore, he attended Gray Collegiate Academy where led the team to its first ever Class 2A state championship his junior year under head coach Dion Bethea
- Named the 2018 Class 2A Player of the Year by the South Carolina Basketball Coaches Association, finishing his junior season averaging 20.5 points, 8.3 rebounds, and 1.9 steals per game
- As a sophomore he led Gray Collegiate Academy to the 2017-18 2A regional championship with 18.4 points, 6.5 rebounds and 1.8 assists per game
- Tabbed by USA Today as a first team all-state honoree in 2018, while earning second-team accolades following his sophomore season
- Took part in the USA Men's Junior National Team minicamp in 2016 and 2017
- Played for Team United on the Nike EYBL Circuit
- Chose Alabama over Clemson, North Carolina State, South Carolina and UNLV

PERSONAL INFORMATION

- Born Feb. 17, 2001
- Son of Kevin and Elisha Gary
- Has one sister, Cassidy
- Majoring in human performance/exercise science

PLAYER PROFILES



35

6-9 • 240 • Fr.

Forward/
Center

RAYMOND HAWKINS

Oakland, Calif. (Findley [Nev.] Prep)


PREP HIGHLIGHTS

- Became the first official signee of the Nate Oats era at Alabama
- Four-star recruit according to ESPN.com, while 247Sports ranked him as a three-star prospect and No. 3 in the state of Nevada
- Played his high school ball at Bishop O'Dowd High School in Oakland, Calif, under head coach Lou Richie from 2016-18 before transferring to Findlay Prep in Henderson, Nev., for his final year
- In his lone season at Findlay Prep under head coach Rodney Haddix, he averaged 14.9 points, 5.9 rebounds and 1.1 assists per game while shooting 60 percent from the field
- Helped lead Findlay to a 19-6 overall record
- Was a first team all-conference performer in each of his three seasons at O'Dowd
- As a junior, he averaged 15.3 points, 9.1 rebounds, 2.0 assists and 1.1 blocks per game
- Helped lead O'Dowd to the 2018 Northern California Open Division championship game, finishing the season at 27-6 overall and 10-0 in league play
- Originally committed to Nate Oats while he was at Buffalo, but ultimately signed with Alabama over Arizona State, Mississippi State and Arkansas

PERSONAL INFORMATION

- Born Nov. 20, 2000
- Son of the late Raymond Hawkins Jr. and Makischa Pope
- Has two brothers, Dillan and Tyheir
- Majoring in communication studies

PROFILES



21

6-4 • 183 • So.

Guard

BRITTON JOHNSON

Mountain Brook, Ala. (Mountain Brook)

CAREER ACCOLADES

- 2019 SEC First Year Academic Honor Roll

FRESHMAN (2018-19)

- Played in five contests on the year
- Saw first SEC action of his career with one minute against then-No. 20 Ole Miss (1/22), recording one block
- Registered one minute of action vs. Ball State (11/16)
- Checked into the game and saw time vs. Southern (11/6)
- Checked into the Georgia game (2/6) for the final minute

PREP HIGHLIGHTS

- A two-year letterwinner and team captain at Mountain Brook High School under head coach Bucky McMillan
- Helped lead team to back-to-back Alabama 7A state championships (2017 and 2018)
- Led team to a 65-9 record over his two seasons as the starting shooting guard
- During his senior season, Mountain Brook finished No. 1 in the state and No. 20 in the nation
- Earned a spot on the all-area team as a senior after averaging 9.0 points and 2.2 rebounds per game and shooting 45 percent from beyond the arc
- Set the state of Alabama 7A single-season three-point record with 104 made treys in 2018
- Holds the career and season charges taken record at Mountain Brook while also establishing state record for charges taken in a season
- A national merit finalist who maintained a 4.1 GPA throughout his high school career
- Named the My68/Mezrano Law Firm Birmingham Scholar Athlete of the Year
- A member of the Mu Alpha Theta Honor Society, National Honor Society and National Spanish Honor Society
- An Eagle Scout with the Boy Scouts of America

PERSONAL INFORMATION

- Born June 12, 2000
- Son of Jay and Amanda Johnson
- Has a brother, Mason, and a sister, Alden
- Majoring in business management



33

6-8 • 215 • Jr. Forward

JAMES ROJAS

Jamestown, N.Y. (Hutchinson C.C.)

CAREER ACCOLADES

- NJCAA First Team All-American (2019) and NABC First Team JUCO All-American (2019)

HUTCHINSON C.C. (2017-19)

- Tabbed a First Team All-American by the National Junior College Athletic Association and the National Association of Basketball Coaches following his sophomore season in 2019
- Named the 2019 Jayhawk West Conference Player of the Year
- A first team All-Jayhawk West honoree as a sophomore while also being named to the All-Region VI First Team and Region VI All-Tournament team
- Concluded his career as Hutchinson's 25th all-time leading scorer with 932 points
- Ranked eighth in program history in free throws (292) and free throw average (77.0 percent)
- Played in 29 games as a sophomore during the 2018-19 campaign and finished as Hutchinson's leading scorer at 19.0 points per game, which also ranked third in the Jayhawk Conference
- Also collected 6.8 rebounds and 1.5 steals in 25.8 minutes a contest while shooting 50.4 percent from the field, 38.4 percent from beyond the arc and 79.5 percent from free throw line
- Helped lead Hutchinson to its seventh straight Region VI Tournament championship game
- Scored a career-high 30 points in a Region VI Tournament double-overtime victory over No. 3 Coffeyville to reach the finals
- Despite falling in the championship game, he led the way with 29 points and 11 rebounds to close the season with 16 games of 20 points or more and three double-doubles.

PREP HIGHLIGHTS

- Played at Jamestown High School under head coach Kevin Klein
- Named to the 2017 All-Western New York First Team
- Was also tabbed to the 2017 New York State Sportswriters Association Class AA fifth team, which came on the heels of his third-team all-state selection as a junior during the 2015-16 season
- 2017 Erie County Interscholastic Conference Division I Player of the Year and a first team All-ECIC choice – a selection that takes into account all players in the conference's four divisions
- New York Post-Journal's Player of the Year and a first team All-Western New York honoree
- Averaged 27.1 points, 10.9 rebounds, 3.3 assists and 2.3 blocks per game as a senior
- Ended his high school career with 1,190 points, which is fourth on the Red Raiders' all-time list

PERSONAL INFORMATION

- Born May 23, 1999
- Son of James Rojas Sr. and Heather White
- Has six brothers, Johnny, Jacob, Marcus, Isaiah, Elijah and Emilio
- Majoring in general studies



5

6-3 • 195 • Fr. Guard

JADEN SHACKELFORD

Hesperia, Calif. (Hesperia)

PREP HIGHLIGHTS

- Four-star recruit ranked as the No. 15 shooting guard, No. 7 player in the state of California and No. 84 overall player by ESPN
- Played the final two seasons at Hesperia High School under head coach Robert Tossetti
- Nominated for the McDonald's All-American game
- Tabbed a Second Team All-State performer and a Division II First Team All-State honoree by CalHi Sports in 2019
- Also named to the All-SoCal All-Region team following his senior season
- Named the Mojave River League's 2019 Player of the Year, leading Hesperia to a perfect 10-0 record while averaging 45.5 ppg in conference action including four consecutive 50-point games
- Finished the season averaging 34.0 points, 11.0 rebounds, 5.5 assists and 4.0 steals per game during his senior season
- Earned Cal-Hi Sports Southern California Boys Basketball Player of the Week
- Averaged 23.3 points, 6.9 rebounds and 2.9 steals a game as a junior
- Played his first two seasons of high school at Oak Hills where he averaged over 25 points per game as a sophomore and 14.7 ppg during his freshman season
- Scored 20.8 ppg during the 2018-19 AAU season with The Truth in the Nike EYBL circuit
- Played for Team Truth in the Nike EYBL circuit he posted per-game averages of 16.1 points, 3.3 rebounds and 1.4 assists
- Awarded Best Performance of the Session by the D1 Circuit staff against E1T1 United where he scored 40 points, hit seven threes and finished with six rebounds
- Participated in the 2018 Pangos All-American Camp
- Chose Alabama over Kansas State and UNLV, among others

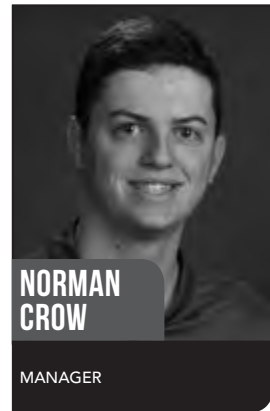
PERSONAL INFORMATION

- Born Feb. 14, 2001
- Son of Anthony and Jasmine Shackelford
- Has one brother, Javon, and a sister, Alise
- Intended major is business



2019-20 ALABAMA MEN'S BASKETBALL

BACK ROW (L to R): Juwan Gary, Raymond Hawkins, Javian Davis, Galin Smith, Alex Reese, Herbert Jones, James Rojas, Tyler Barnes.
FRONT ROW (L to R): Britton Johnson, Jaden Shackelford, Jaylen Forbes, Kira Lewis Jr., John Petty Jr., Jahvon Quinerly, Beetle Bolden.




2018-19 SEASON IN REVIEW

INSIDE

Season Notes	62-63
Results	64
Season Stats	65-69
Game Summaries	70-78





Riley Norris, who left as the Tide's all-time leader with 136 career games played, celebrates a made three-pointer that all but clinched Alabama's victory at Vanderbilt last season.

2018-19 SEASON NOTES

TEAM NOTES

- Alabama finished the 2018-19 season with an 18-16 overall record and an 8-10 mark in SEC play. The Crimson Tide earned an at-large berth as the No. 1 seed in the 2019 National Invitation Tournament where it was upset in the opening round vs. No. 8 seed Norfolk State (lost 80-79 in overtime).
- Alabama owned a 3-2 record against AP Top-25 opponents on the season with all three victories coming during the month of January. Alabama knocked off then-No. 22/21 Mississippi State, 83-79, on Jan. 29, then-No. 13 Kentucky (77-75) on Jan. 5 and then-No. 20 Ole Miss (74-53) on Jan. 22.
- The Alabama reserves were a strength of last year's team, averaging over 25 points per contest (25.5) for the season. The Crimson Tide bench was outscored just six times and outscored its counterparts by exactly seven points per contest (25.5-18.5). On 14 occasions, the UA reserves owned a double-digit advantage over the opposition's bench.
- The Tide ranked as one of the top rebounding teams in the nation but struggled over the last half of the season in that category. Through its first 18 games, Alabama outrebounded the opposition 17 times and went 12-6 over the stretch. However, UA won the battle of the boards only three times in its last 16 games and went 6-10 in those contests.
- The 70-point mark seemed to be a key number for the Crimson Tide team in 2018-19. On the year, Alabama had a record of 15-5 when scoring 70 or more points in a game. However, the Tide went 3-11 this season when scoring less than 70 points in a contest, with all three of those victories coming UA's final seven games.

INDIVIDUAL NOTES

- Senior Donta Hall became the 50th player in program history to eclipse the 1,000-point mark, finishing with 1,014 points in his career. In doing so, Hall recorded more than 1,000 points, 800 rebounds (850) and 200 blocks (228) throughout his career, becoming the fifth player in program history to reach all of those milestones. The Luverne, Ala., native joined Leon Douglas (1,909 points, 1,279 rebounds and 235 blocks), Robert Horry (1,591 points, 929 rebounds and 286 blocks), Jermareo Davidson (1,268 points, 918 rebounds and 221 blocks) and JaMychal Green (1,656 points, 912 rebounds and 212 blocks) as the only players in program history to achieve the feat.
- Sophomore Herbert Jones led the Tide with 17 charges taken through the team's 34 contests. After taking a school record 23 charges as a freshman, Jones has piled up 40 charges taken in his 69 career games played at Alabama.
- Hall led the SEC with 8.8 rebounds per game and 13 double-doubles. He collected a double-double in eight of the Tide's 18 SEC games which led all players in league play. Hall led the SEC in conference games only with 8.9 rebounds per game while adding 10.3 ppg in league play.
- Lewis Jr. was the second-youngest player in NCAA Division I during the 2018-19 season. Lewis, a native of Meridianville, Ala., who graduated early from high school, did not turn 18 until April 6, 2019. Only Pepperdine's Everett Perrot is younger by six days, having been born on April 12, 2001, however, he did not play in a single game last season. A few other things born in 2001? iPods, Wikipedia and the first "Harry Potter" film.

2018-19 SEASON NOTES

LEWIS, HALL EACH EARN ALL-SEC RECOGNITION

- The Southeastern Conference announced the league's 2019 men's basketball postseason honors on March 13, as Alabama's Kira Lewis Jr. was named to the SEC All-Freshman Team, while Donta Hall earned a spot on the All-Defensive Team for a second consecutive season.
- Lewis became the third straight Crimson Tide player to earn a spot on the SEC All-Freshman Team, joining Collin Sexton (2018) and Braxton Key (2017). Meanwhile, Hall became the first Alabama player in the history of the award (began in 1991) to be named as one of the SEC's top defenders in two separate seasons.
- Lewis, who was the youngest active Division I men's basketball player in the country, led the Tide on the offensive side of the ball. He topped UA in scoring, assists, minutes, double-figure scoring games and 20-point games last season, while ranking second on the team in steals and threes made and attempted.
- Hall was a force down low for the Crimson Tide throughout the season. The Luverne, Ala., native ranked among the league leaders in blocked shots, while his 8.8 rebounds per game and 13 double-doubles on the year were the most by any player in the SEC. During SEC play, Hall finished atop the league statistics with 8.9 rebounds per contest while also collecting 10.3 points a game.

JONES TABBED ACADEMIC ALL-DISTRICT FIRST TEAM

- Alabama men's basketball sophomore guard/forward Herbert Jones was named to the 2018-19 Google Cloud Academic All-District 4 First Team, as selected by College Sports Information Directors of America (CoSIDA).
- With the nod, Jones became the fourth different Alabama player to earn first team academic all-district honors, joining Terrance Meade (2003), Levi Randolph (2013, 2014, 2015) and Retin Obasohan (2016). Additionally, he joined Randolph as the only UA men's basketball player to receive the recognition as a sophomore.
- Jones, a native of Greensboro, Ala., is an accounting major who maintains a 3.51 grade point average, including a perfect 4.0 GPA as a freshman in the No. 9-ranked Culverhouse School of Business. His academic accolades include President's List (4.0 GPA), Dean's List (3.5 or better GPA) and SEC Academic Honor Roll recognition.

ALABAMA RANKED AMONG NATIONAL AND CONFERENCE LEADERS

- Alabama ranked among the nation's leaders in several team and individual categories throughout the season. The Tide ranked among the top 90 teams in total blocked shots (26th, 160) and blocked shots per game (26th, 4.7), as well as total free throws attempted (55th, 739) and made (86th, 492). Additionally, UA was 52nd in total rebounds (1,285), 58th in rebounds per game (37.8), 78th in defensive rebounds per game (26.5), 83rd in offensive rebounds per game (11.3) and 85th in rebound margin (+2.9).
- Individually, Donta Hall led the SEC in both double-doubles (13) and rebounds per game (8.8), ranking 32nd and 49th nationally in the categories, respectively. He was also 40th in the nation in total rebounds (298), 71st in total blocks (56), 77th in defensive rebounds per game (6.1), 84th in offensive rebounds per game (2.7) and 85th in blocked shots per game (1.65).

TOPPLING THE TOP 25

- Alabama has played a total of 26 games over the past four seasons against teams ranked in the AP Top-25 (including NCAA Tournament contests). During that stretch, the Tide owns a record of 14-12 (.538). That's a huge improvement, especially considering Alabama had lost 21 consecutive games to nationally-ranked opponents entering the 2015-16 season.
- During the 2018-19 season, the Tide owned a 3-2 record against top-25 competition, with all three victories coming in the month of January. Alabama defeated then-No. 22 Mississippi State (83-79 on Jan. 29) while also recording wins over then-No. 20 Ole Miss (74-53 on Jan. 22) and then-No. 13 Kentucky (77-75 on Jan. 5). The losses came by a combined eight points, narrowly falling 71-68 at then-No. 3 Tennessee on Jan. 19 and then-No. 13 LSU, 74-69, on March 2.
- Alabama had won seven consecutive games at home over ranked opponents prior to the five-point defeat to LSU. Despite the loss, the Crimson Tide owns a 9-5 (.643) mark against top-25 competition since the start of the 2017-18 campaign.

LEWIS JR. EARNS SEC PLAYER OF THE WEEK

- Alabama point guard Kira Lewis Jr. was tabbed the Southeastern Conference's Freshman of the Week, the league office announced on Dec. 10.
- In games against Georgia State and Arizona, the 6-foot-3, 167-pound freshman from Meridianville, Ala., averaged 19.5 points and 4.5 threes made per game while shooting 60 percent from the beyond the arc (9-of-15) to secure the team's first weekly honor of the year.
- Lewis Jr. began the week by going 6-of-12 from the field and draining five three-pointers (5-of-10) on his way to team-high 19 points against Georgia State. He followed that performance by recording his fourth 20-point game of the year to lead the Tide in a three-point win over Arizona. Lewis Jr. connected on 7-of-13 shots from the floor, including hitting 4-of-5 treys on the night, and capped the performance by sinking a three-pointer with 13 seconds left to seal the victory over the Wildcats.

CALLING THE RESERVES

- Alabama had solid play from the team's bench throughout the course of the season.
- The Crimson Tide reserves averaged 25.5 points per game and was outscored in only six of its 34 games played on the year. Furthermore, the UA reserves outscored their counterparts by double digits on 15 different occasions.
- Alabama reserves outscored the opponents back-ups by a cumulative total of 867-630, which averages out to a +7.0 in points per game from the reserves (25.5-18.5).

2018-19 REVIEW

2018-19 RESULTS

Date	Opponent	W/L	Score	Attend.	High Scorer	High Rebounder
11/6/18	SOUTHERN	W	82-62	9,793	(20)Hall, Donta	(9)Jones, Herbert
11/11/18	APPALACHIAN STATE ¹	W	81-73	9,701	(21)Lewis Jr., Kira	(12)Hall, Donta
11/15/18	vs Northeastern ²	L	52-68	2,648	(17)Petty, John	(5)Ingram, Dazon (5)Petty, John
11/16/18	vs Ball State	W	79-61	2,752	(20)Mack, Tevin	(12)Hall, Donta
11/18/18	vs Wichita State	W	90-86	2,862	(24)Lewis Jr., Kira	(6)Jones, Herbert
11/26/18	MURRAY STATE	W	78-72	9,004	(20)Lewis Jr., Kira	(8)Jones, Herbert
11/29/18	at UCF	L	64-70	4,449	(14)Reese, Alex	(9)Hall, Donta (14)Lewis Jr., Kira
12/4/18	GEORGIA STATE	L	80-83	9,076	(19)Lewis Jr., Kira	(11)Hall, Donta
12/9/18	ARIZONA	W	76-73	9,581	(20)Lewis Jr., Kira	(9)Hall, Donta
12/18/18	vs Liberty ³	W	84-75	5,781	(21)Hall, Donta	(5)Hall, Donta
12/21/18	PENN STATE	W	73-64	10,142	(17)Hall, Donta	(11)Hall, Donta
12/30/18	at Stephen F. Austin	W	79-69	7,203	(17)Lewis Jr., Kira	(14)Hall, Donta
1/5/19	KENTUCKY*	W	77-75	12,424	(22)Mack, Tevin	(10)Hall, Donta
1/8/19	at LSU*	L	79-88	9,718	(15)Lewis Jr., Kira	(8)Petty, John
1/12/19	TEXAS A&M*	L	80-81	12,288	(22)Petty, John	(16)Hall, Donta
1/16/19	at Missouri*	W	70-60	8,530	(14)Johnson Jr, Avery	(11)Hall, Donta
1/19/19	at Tennessee*	L	68-71	21,957	(30)Petty, John	(12)Hall, Donta
1/22/19	OLE MISS*	W	74-53	10,710	(15)Petty, John	(10)Hall, Donta
1/26/19	at Baylor ⁴	L	68-73	7,094	(16)Norris, Riley	(7)Hall, Donta
1/29/19	MISSISSIPPI STATE*	W	83-79	11,632	(19)Hall, Donta	(8)Mack, Tevin
2/2/19	at Auburn*	L	63-84	9,121	(18)Petty, John	(10)Hall, Donta
2/6/19	GEORGIA*	W	89-74	10,541	(25)Mack, Tevin	(8)Hall, Donta
2/9/19	at Vanderbilt*	W	77-67	10,539	(18)Lewis Jr., Kira	(12)Norris, Riley
2/12/19	at Mississippi State*	L	62-81	8,022	(17)Lewis Jr., Kira	(7)Hall, Donta
2/16/19	FLORIDA*	L	53-71	12,148	(14)Lewis Jr., Kira	(7)Hall, Donta
2/19/19	at Texas A&M*	L	56-65	5,459	(14)Mack, Tevin	(6)Petty, John
2/23/19	VANDERBILT*	W	68-61	11,020	(19)Lewis Jr., Kira	(11)Hall, Donta
2/26/19	at South Carolina*	W	68-62	11,164	(17)Lewis Jr., Kira	(10)Hall, Donta (10)Petty, John
3/2/19	LSU*	L	69-74	11,570	(23)Petty, John	(10)Hall, Donta
3/5/19	AUBURN*	L	60-66	11,865	(13)Lewis Jr., Kira	(9)Petty, John
3/9/19	at Arkansas*	L	70-82	16,253	(14)Mack, Tevin	(8)Hall, Donta
3/14/19	vs Ole Miss ⁵	W	62-57	14,813	(21)Mack, Tevin	(15)Hall, Donta
3/15/19	vs Kentucky ⁵	L	55-73	19,575	(15)Reese, Alex	(6)Reese, Alex (6)Ingram, Dazon (6)Hall, Donta
3/20/19	NORFOLK STATE ⁶	L	79-80	2,086	(18)Jones, Herbert	(12)Hall, Donta

* = Conference game

1 = Charleston Classic (Tuscaloosa, Ala.)

2 = Charleston Classic (Charleston, S.C.)

3 = Rocket City Classic (Huntsville, Ala.)

4 = SEC/Big 12 Challenge

5 = SEC Tournament (Nashville, Tenn.)

6 = NIT (Tuscaloosa, Ala.)

2018-19 POINTS-REBOUNDS-ASSISTS

Team	Hall	Norris	Lewis Jr.	Reese	Giddens	Johnson Jr.	Jones	Ingram	Barnes	Johnson	Petty	Schaffer	Smith	Mack
SOUTHERN	20-5-1	DNP	6-2-7	8-1-1	2-6-0	1-5-3	8-9-1	DNP	0-0-0	0-0-0	17-4-2	0-0-0	10-4-0	10-6-2
APP STATE	12-12-0	DNP	21-4-1	5-3-0	4-5-0	2-0-0	10-4-4	8-8-0	DNP	DNP	13-4-1	DNP	4-2-0	2-2-1
vs Northeastern	0-3-2	DNP	7-0-1	0-0-1	0-0-1	2-2-0	DNP	17-5-2	DNP	DNP	17-5-2	DNP	2-3-0	7-3-1
vs Ball State	12-12-1	DNP	8-2-3	0-1-0	DNP	0-0-2	13-3-3	11-2-5	0-0-0	0-0-0	7-3-7	0-0-0	8-5-0	20-2-1
vs Wichita State	2-1-1	DNP	24-4-2	19-2-1	DNP	0-2-1	13-6-1	8-4-5	DNP	DNP	13-5-2	DNP	6-1-0	5-4-1
MURRAY STATE	2-6-0	DNP	20-2-3	9-0-1	DNP	4-0-1	7-8-4	9-4-2	DNP	DNP	16-7-0	DNP	4-3-1	7-4-0
at UCF	11-9-0	DNP	14-2-2	14-3-2	1-1-1	2-0-1	7-6-1	5-6-4	DNP	DNP	5-8-1	DNP	1-1-0	4-3-2
GEORGIA STATE	11-11-2	4-1-0	19-3-1	9-4-0	DNP	0-0-1	1-5-2	17-8-2	DNP	DNP	6-4-2	DNP	1-3-0	12-1-0
ARIZONA	13-9-0	DNP	20-2-1	15-8-3	DNP	2-2-1	0-1-1	2-2-0	DNP	DNP	4-6-4	DNP	8-3-1	12-6-0
vs Liberty	21-5-1	1-4-0	17-3-4	7-3-0	DNP	2-1-0	8-3-2	7-2-1	DNP	DNP	16-3-1	DNP	0-3-0	5-1-2
PENN STATE	17-11-1	7-0-0	7-1-4	2-1-0	DNP	0-2-0	8-4-2	6-4-4	DNP	DNP	13-5-0	DNP	2-0-0	11-4-0
at SFA	12-14-0	14-6-0	17-2-8	0-0-0	DNP	2-0-2	5-2-1	8-8-3	DNP	DNP	6-8-0	DNP	3-2-0	12-2-1
KENTUCKY	11-10-0	0-2-0	12-2-3	5-4-0	DNP	0-1-0	10-8-6	11-4-4	DNP	DNP	6-1-0	DNP	0-2-0	22-5-1
at LSU	7-6-0	8-3-1	15-2-1	12-4-1	6-0-0	2-0-0	10-5-5	2-2-3	DNP	DNP	9-8-3	DNP	2-1-0	6-2-0
TEXAS A&M	14-16-0	7-4-1	14-0-3	4-1-1	0-1-0	2-0-1	1-2-1	6-4-3	DNP	DNP	22-4-1	DNP	DNP	10-9-2
at Missouri	12-11-1	3-0-0	9-2-1	7-5-0	DNP	14-3-0	4-1-2	9-2-3	DNP	DNP	5-3-1	DNP	4-2-0	3-4-1
at Tennessee	16-12-0	3-3-1	12-2-1	2-3-0	DNP	0-1-1	2-4-2	3-4-5	DNP	DNP	30-1-2	DNP	0-5-0	0-1-1
OLE MISS	11-10-0	7-1-2	7-2-1	3-1-0	DNP	0-1-0	8-8-2	9-5-1	0-0-0	0-1-0	15-1-1	0-1-0	10-3-0	4-4-1
at Baylor	11-7-0	16-2-2	15-5-6	2-3-0	DNP	0-1-1	0-3-3	5-3-2	DNP	DNP	2-1-2	DNP	2-2-0	15-2-1
MISSISSIPPI STATE	19-7-2	11-5-1	9-3-3	1-2-0	DNP	2-2-0	8-2-2	7-2-1	DNP	DNP	13-3-1	DNP	7-3-0	6-8-1
at Auburn	8-10-0	5-4-2	13-1-1	7-1-0	DNP	2-1-2	2-0-0	3-2-4	DNP	DNP	18-4-3	DNP	2-0-0	3-3-0
GEORGIA	3-8-0	2-3-1	24-4-7	0-1-0	4-1-0	0-0-0	6-3-0	11-3-3	DNP	0-0-0	8-5-0	0-0-0	6-2-0	25-6-2
at Vanderbilt	7-4-1	15-12-0	18-2-4	DNP	3-2-1	0-0-0	9-4-0	12-4-1	DNP	DNP	8-1-3	0-0-0	DNP	5-4-1
at Mississippi State	11-7-2	3-1-0	17-5-2	2-1-0	0-0-0	0-0-0	4-1-3	12-3-2	DNP	0-0-0	0-2-3	0-0-0	0-0-0	13-5-2
FLORIDA	10-7-0	0-2-0	14-2-2	0-0-0	DNP	5-0-0	3-0-1	2-1-2	DNP	DNP	10-2-1	0-0-0	5-2-0	4-4-0
at Texas A&M	6-5-1	9-5-0	5-3-4	DNP	3-2-1	2-0-2	4-1-2	6-4-2	DNP	DNP	7-6-2	DNP	DNP	14-2-1
VANDERBILT	14-11-1	9-3-0	19-1-2	DNP	0-1-0	DNP	5-3-0	13-10-6	DNP	DNP	0-6-3	DNP	DNP	8-1-2
at South Carolina	15-10-0	11-3-1	17-5-3	DNP	4-2-1	DNP	3-4-3	2-3-2	DNP	DNP	5-10-3	DNP	0-0-0	11-1-0
LSU	14-10-0	13-9-0	7-4-4	DNP	0-3-0	0-0-0	11-3-5	1-1-0	DNP	DNP	23-4-2	DNP	0-2-0	0-3-0
AUBURN	4-8-0	7-2-0	13-4-3	DNP	0-2-1	2-1-0	11-3-3	5-1-1	DNP	DNP	8-9-1	DNP	0-0-0	10-2-1
at Arkansas	3-8-1	5-5-0	12-3-2	9-5-2	DNP	5-0-1	7-2-1	DNP	DNP	DNP	8-4-2	0-0-0	7-2-0	14-2-0
vs. Ole Miss	7-15-0	2-9-5	13-1-3	2-1-0	DNP	0-0-0	0-2-2	4-1-1	DNP	DNP	2-1-0	DNP	11-7-1	21-6-0
vs. Kentucky	14-6-0	2-2-0	3-4-2	15-6-0	DNP	0-0-1	2-3-0	9-6-2	0-0-0	DNP	5-1-3	0-0-0	5-1-0	0-1-0
NORFOLK STATE	6-12-0	0-7-1	10-3-3	17-7-0	DNP	4-0-0	18-3-2	4-3-6	DNP	DNP	11-5-5	DNP	4-2-0	5-0-0

CHARTING THE TIDE

DUNK CHART

PLAYER	DUNKS	CAREER DUNKS
Hall	64	191
Jones	14	29
Petty Jr.	8	10
Smith	10	27
Ingram	4	29
Reese	3	6
Mack	2	2
Giddens	2	22
Lewis Jr.	2	2
Norris	1	6
TOTAL	110	

CHARGES TAKEN

PLAYER	CHARGES	CAREER CHARGES
Jones	17	40
Norris	13	29
Ingram	7	25
Hall	3	8
Lewis Jr.	1	1
Smith		3
TOTAL	41	

AND-1s (converted/attempted)

PLAYER	AND-1s	CAREER AND-1s
Hall	7-for-13	25-for-44
Petty Jr.	7-for-7	10-for-11
Lewis Jr.	5-for-6	5-for-6
Mack	4-for-6	4-for-6
Norris	3-for-4	14-for-18
Jones	5-for-6	6-for-10
Giddens	1-for-2	6-for-11
Smith	1-for-3	3-for-8
Ingram	0-for-2	12-for-19
Reese	1-for-1	2-for-2
TOTAL	34-for-50 (.680)	

TOP PERFORMANCES

CATEGORY	ALABAMA	OPPONENTS
Points	30, John Petty Jr. at Tennessee, 1/19/19	38, Ja Morant, Murray State, 11/26/18
Field Goals Made	11, John Petty Jr. at Tennessee, 1/19/19	16, Ja Morant, Murray State, 11/26/18
Field Goal Attempts	18, 2x, last by John Petty Jr. at Tennessee, 1/19/19	29, Ja Morant, Murray State, 11/26/18
3-Pointers Made	6, 3x, last by John Petty Jr. at Tennessee, 1/19/19	7, Derrik Jamerson, Norfolk State, 3/20/19
3-Pointers Attempted	11, John Petty Jr. vs. Texas A&M, 1/12/19	13, Derrik Jamerson, Norfolk State, 3/20/19
Rebounds	16, Donta Hall vs. Texas A&M, 1/12/19	16, Daniel Gafford, Arkansas, 3/9/19
Assists	8, Kira Lewis Jr. at Stephen F. Austin, 12/30/18	7, 3x, last by Steven Whitley, Norfolk State, 3/20/19
Steals	4, 2x, last by Kira Lewis Jr. vs. Ole Miss, 3/14/19	6, Isaiah Joe, Arkansas, 3/9/19
Blocks	4, 2x, last by Donta Hall vs. Texas A&M, 1/12/19	5, 2x, last by Kyle Alexander, Tennessee, 1/19/19

2018-19 REVIEW

2018-19 SEASON STATISTICS

RECORD:	OVERALL	HOME	AWAY	NEUTRAL
ALL GAMES	18-16	10-6	4-8	4-2
CONFERENCE	8-10	5-4	3-6	0-0
NON-CONFERENCE	10-6	5-2	1-2	4-2

##	Player	GP-GS	Min-Avg	FG-FGA	Pct	3FG-FGA	Pct	FT-FTA	Pct	Off-Def-Tot	Avg	PF-FO	A	TO	Blk	Stl	Pts	Avg
02	Lewis Jr., Kira	34-34	1075-31.6	157-363	.433	54-151	.358	90-115	.783	13-74-87	2.6	61-0	98	74	10	28	458	13.5
00	Hall, Donta	34-34	912-26.8	133-216	.616	1-1	1.000	89-124	.718	92-206-298	8.8	60-0	18	37	56	16	356	10.5
23	Petty Jr., John	34-17	981-28.9	118-286	.413	59-171	.345	53-75	.707	25-119-144	4.2	37-0	64	68	15	17	348	10.2
34	Mack, Tevin	34-24	699-20.6	115-276	.417	48-144	.333	28-50	.560	30-83-113	3.3	56-0	28	48	16	11	306	9.0
12	Ingram, Dazon	32-19	710-22.2	67-148	.453	16-42	.381	76-107	.710	27-94-121	3.8	83-3	82	64	4	17	226	7.1
10	Jones, Herbert	34-29	719-21.1	79-187	.422	6-21	.286	52-105	.495	38-81-119	3.5	94-4	67	67	20	32	216	6.4
01	Norris, Riley	26-3	518-19.9	52-131	.397	29-84	.345	31-41	.756	32-66-98	3.8	48-2	18	14	4	15	164	6.3
03	Reese, Alex	28-0	372-13.3	56-139	.403	27-72	.375	37-49	.755	25-46-71	2.5	31-0	13	25	12	10	176	6.3
30	Smith, Galin	30-10	392-13.1	47-90	.522	0-0	.000	20-45	.444	29-37-66	2.2	54-0	3	32	14	3	114	3.8
04	Giddens, Daniel	14-0	115-8.2	10-28	.357	0-1	.000	7-18	.389	13-13-26	1.9	22-0	6	12	7	0	27	1.9
05	Johnson Jr, Avery	32-0	310-9.7	22-73	.301	4-27	.148	9-10	.900	4-21-25	0.8	24-0	21	9	0	7	57	1.8
21	Johnson, Britton	5-0	3-0.6	0-0	.000	0-0	.000	0-0	.000	0-1-1	0.2	0-0	0	0	1	0	0	0.0
24	Schaffer, Lawson	9-0	15-1.7	0-6	.000	0-4	.000	0-0	.000	0-1-1	0.1	2-0	0	1	0	1	0	0.0
15	Barnes, Tyler	4-0	4-1.0	0-2	.000	0-0	.000	0-0	.000	0-0-0	0.0	0-0	0	0	1	0	0	0.0
TEAM										40-51-91		1		13				
Total		34		856-1,945	.440	244-718	.340	492-739	.666	384-901-1,285	37.8	572-9	418	465	160	157	2,448	72.0
Opponents		34		890-2,047	.435	223-670	.333	430-605	.711	350-835-1,185	34.9	645-0	384	402	144	221	2,433	71.6

SCORE BY PERIODS:	1st	2nd	Total	
Alabama	1,174	1,262	12	2,448
Opponents	1,096	1,324	13	2,433

2018-19 SEASON SEC STATISTICS

RECORD:	OVERALL	HOME	AWAY	NEUTRAL
ALL GAMES	8-10	5-4	3-6	0-0
CONFERENCE	8-10	5-4	3-6	0-0
NON-CONFERENCE	0-0	0-0	0-0	0-0

##	Player	GP-GS	Min-Avg	FG-FGA	Pct	3FG-FGA	Pct	FT-FTA	Pct	Off-Def-Tot	Avg	PF-FO	A	TO	Blk	Stl	Pts	Avg
02	Lewis Jr., Kira	18-18	582-32.3	80-195	.410	29-83	.349	48-63	.762	4-43-47	2.6	24-0	47	42	4	12	237	13.2
23	Petty Jr., John	18-6	508-28.2	67-153	.438	33-87	.379	28-41	.683	15-59-74	4.1	20-0	32	37	10	10	195	10.8
00	Hall, Donta	18-18	493-27.4	73-113	.646	1-1	1.000	38-57	.667	44-116-160	8.9	39-0	9	16	23	9	185	10.3
34	Mack, Tevin	18-18	385-21.4	59-144	.410	27-77	.351	13-26	.500	14-52-66	3.7	32-0	16	28	10	7	158	8.8
12	Ingram, Dazon	17-17	382-22.5	35-88	.398	10-30	.333	34-49	.694	13-42-55	3.2	42-0	43	35	1	10	114	6.7
01	Norris, Riley	18-0	375-20.8	35-91	.385	20-62	.323	28-36	.778	18-49-67	3.7	38-2	10	11	2	10	118	6.6
10	Jones, Herbert	18-13	361-20.1	42-91	.462	2-8	.250	22-43	.512	18-36-54	3.0	49-1	38	33	8	16	108	6.0
03	Reese, Alex	12-0	139-11.6	16-44	.364	8-22	.364	12-16	.750	10-18	28-2.3	13-0	4	10	9	0	52	4.3
30	Smith, Galin	14-0	129-9.2	18-35	.514	0-0	.000	7-17	.412	14-10	24-1.7	20-0	0	13	3	3	43	3.1
05	Johnson Jr, Avery	16-0	146-9.1	12-39	.308	4-17	.235	8-8	1.000	2-8-10	0.6	10-0	7	5	0	2	36	2.3
04	Giddens, Daniel	10-0	89-8.9	8-21	.381	0-1	.000	4-11	.364	5-9-14	1.4	15-0	4	6	7	0	20	2.0
21	Johnson, Britton	3-0	1-0.3	0-0	.000	0-0	.000	0-0	.000	0-1-1	0.3	0-0	0	0	1	0	0	0.0
15	Barnes, Tyler	1-0	1-1.0	0-1	.000	0-0	.000	0-0	.000	0-0-0	0.0	0	0	0	0	1	0	0.0
24	Schaffer, Lawson	6-0	9-1.5	0-6	.000	0-4	.000	0-0	.000	0-1-1	0.2	2-0	0	0	0	1	0	0.0
TEAM										28-30-58		3.2		7				
Total		18		445-1,021	.436	134-392	.342	242-367	.659	185-474-659	36.6	304-3	210	243	79	80	1,266	70.3
Opponents		18		470-1,081	.435	111-347	.320	243-337	.721	189-452-641	35.6	321-0	209	206	75	121	1,294	71.9

SCORE BY PERIODS:	1st	2nd	Total	
Alabama	608	658	1,266	
Opponents	592	702	1,294	

SPECIALTY STATS

Opponent	Paint	Pts off			
		T/O	2ndCh	FastB	Bench
SOUTHERN	22	16	10	6	14
ALABAMA	32	21	12	7	21
APPALACHIAN STATE	30	12	13	2	8
ALABAMA	36	26	19	4	21
vs. Northeastern	20	0	0	0	18
ALABAMA	30	7	2	8	18
vs. Ball State	30	12	4	10	11
ALABAMA	46	21	15	6	31
vs. Wichita State	42	11	18	8	27
ALABAMA	30	10	9	14	32
MURRAY STATE	40	31	12	11	11
ALABAMA	36	20	11	6	29
at UCF	28	9	7	13	14
ALABAMA	34	9	18	6	26
GEORGIA STATE	42	6	5	4	11
ALABAMA	32	13	11	6	31
ARIZONA	30	13	16	4	6
ALABAMA	36	17	18	8	29
vs. Liberty	28	9	9	0	21
ALABAMA	34	17	7	12	17
PENN STATE	34	16	11	8	34
ALABAMA	46	9	9	2	17
at Stephen F. Austin	40	11	10	13	24
ALABAMA	30	16	17	8	27
KENTUCKY	36	20	10	8	11
ALABAMA	32	9	9	6	11
at LSU	32	14	16	4	36
ALABAMA	34	13	20	6	39
TEXAS A&M	48	6	13	4	27
ALABAMA	30	4	9	2	35
at Missouri	30	6	4	4	15
ALABAMA	40	9	11	6	33
at Tennessee	40	13	10	2	18
ALABAMA	30	7	17	2	35
OLE MISS	16	6	8	0	23
ALABAMA	34	23	20	6	35
at Baylor	38	24	18	6	21
ALABAMA	48	13	9	6	22
MISSISSIPPI STATE	44	8	19	8	29
ALABAMA	54	17	18	6	34
at Auburn	30	30	2	18	16
ALABAMA	22	14	7	6	34
GEORGIA	40	16	21	8	26
ALABAMA	48	22	8	12	20
at Vanderbilt	20	13	4	2	12
ALABAMA	18	18	12	2	26
at Mississippi State	40	28	19	10	9
ALABAMA	24	5	9	2	5
FLORIDA	36	11	0	6	14
ALABAMA	24	3	1	0	29
at Texas A&M	22	15	4	0	17
ALABAMA	32	15	10	8	18
VANDERBILT	36	0	9	2	22
ALABAMA	26	24	4	2	14
at South Carolina	24	15	11	9	12
ALABAMA	28	10	11	15	18
LSU	40	13	13	10	12
ALABAMA	30	11	10	4	24
AUBURN	34	28	8	6	14
ALABAMA	32	8	9	8	20
at Arkansas	32	19	20	5	23
ALABAMA	26	6	10	9	26
vs. Ole Miss	20	16	2	5	12
ALABAMA	36	11	23	4	29
vs. Kentucky	34	12	10	10	35
ALABAMA	18	4	8	0	29
NORFOLK STATE	30	21	22	8	27
ALABAMA	28	12	13	6	41
OPPONENT Totals	1,108	480	358	214	630
Average/Game	32.8	14.1	10.5	6.3	18.5
ALABAMA Totals	1,116	444	396	205	867
Average/Game	32.8	13.1	11.6	6.0	25.5

RECORD WHEN...

At home	10-6
On the road	4-8
At neutral sites	4-2
In SEC games	8-10
SEC home games	5-4
SEC road games.....	3-6
In non-conference games	9-4
Post season	1-2
In overtime	0-1
In games decided by ...	
5 points or less	5-6
6-10 points	9-4
11 points or more	4-6
Leading at the half	16-5
Trailing at the half	2-11
Tied at the half	0-0
Shooting 40% or better	16-12
Shooting less than 40%	2-4
Opponent shoots 40% or better.....	14-15
Opponent shoots less than 40%.....	4-1
Shooting same or better than opponent	13-4
Shooting worse than opponent	5-12
Outrebounding opponent	14-6
Opponent outrebounds UA.....	3-9
Rebounds are tied	1-1
70% or better on FT	7-5
less than 70% on FT	11-11
More FT att. than opponent	13-9
Less FT att. than opponent	4-7
Same FT att. as opponent	1-0
40% or better on 3PT	6-1
Less than 40% on 3PT	12-15
More turnovers than opponent	10-10
Less turnovers than opponent	8-3
Same turnovers as opponent	0-3
Scoring 80 or more points	6-2
Scoring 70-79 points	9-3
Scoring 60-69 points	3-7
Scoring 50-59 points	0-4
Scoring less than 50 points	0-0
Allowing 80 or more points	2-7
Allowing 70-79 points	7-6
Allowing 60-69 points	7-3
Allowing 50-59 points	2-0
Allowing less than 50 points	0-0
On Sunday	4-0
On Monday	1-0
On Tuesday	5-5
On Wednesday	2-1
On Thursday	1-2
On Friday	2-1
On Saturday	3-7
In November	5-2
In December	4-1
In January	4-4
In February	4-4
In March	1-5

2018-19 GAME HIGHS

ALABAMA HIGHS

Category	Game	First Half	Second Half
Points	90 - vs. Wichita State, Nov. 18	52 - vs. Georgia State, Dec. 4	51 - at LSU, Jan. 8
Field Goals	33 - vs. Georgia, Feb. 6	19 - vs. Georgia State, Dec. 4	18 - vs. Ball State, Nov. 16
Field Goal Attempts	69 - vs. Norfolk State, March 20	36 - vs. Ole Miss, Jan. 22	38 - vs. App. State, Nov. 11
Field Goal Percentage	.569 - vs. Georgia, Feb. 6	.594 - vs. Georgia State, Dec. 4	.615 - vs. Georgia, Feb. 6
3-Point Field Goals	12 - vs. Vanderbilt, Feb. 9	8 - vs. Georgia State, Dec. 4	7 - at Vanderbilt, Feb. 9
3-Point Field Goal Att.	31 - at SFA, Dec. 30	19 - at SFA, Dec. 30 19 - vs. Georgia State, Dec. 4	16 - at UCF, Nov. 29
3-Point Field Goal Pct.	.500 - at Vanderbilt, Feb. 9	.636 - vs. Kentucky, Jan. 5	.545 - at Arkansas, March 9
Free Throws	31 - vs. Wichita State, Nov. 18	12 - vs. Murray State, Nov. 26	23 - vs. Wichita State, Nov. 18
Free Throw Attempts	43 - vs. App. State, Nov. 11	18 - vs. Liberty, Dec. 18	27 - vs. App. State, Nov. 11
Free Throw Percentage	.939 - vs. Wichita State, Nov. 18	1.000 - vs. Georgia, Feb. 6 1.000 - at SFA, Dec. 30	1.000 - vs. Northeastern, Nov. 15
Rebounds	50 - vs. Ole Miss, March 14	27 - vs. Norfolk State, March 20	31 - vs. Ole Miss, Mar. 14
Assists	22 - vs. Ball State, Nov. 16	11 - vs. Texas A&M, Jan. 12 11 - vs. Kentucky, Jan. 5 11 - vs. Ball State, Nov. 16	11 - vs. Ball State, Nov. 16
Steals	10 - vs. Vanderbilt, Feb. 23	6 - vs. Vanderbilt, Feb. 23	6 - vs. Ole Miss, March 14 6 - vs. App. State, Nov. 11
Blocks	10 - vs. Murray State, Nov. 26	7 - vs. Murray State, Nov. 26	6 - vs. Ole Miss, March 14
Turnovers	24 - vs. Rhode Island, Dec. 6	11 - vs. Murray State, Nov. 26	11 - vs. Auburn, March 5 11 - at Auburn, Feb. 2 11 - vs. Southern, Nov. 6

OPPONENT HIGHS

Category	Game	First Half	Second Half
Points	88 - by LSU, Jan. 8	48 - by Auburn, Feb. 2	52 - by Georgia State, Dec. 4
Field Goals	32 - by Mississippi State, Jan. 29	18 - by Tennessee, Jan. 19	21 - by Mississippi State, Jan. 29
Field Goal Attempts	80 - by Norfolk State, Mar. 20	38 - by Norfolk State, March 20	38 - by Georgia, Feb. 6
Field Goal Percentage	.540 - by Florida, March 10	.600 - by Tennessee, Jan. 19	.625 - by Ball State, Nov. 16
3-Point Field Goals	13 - by Auburn, Feb. 2	8 - by LSU, Jan. 8	6 - by Norfolk State, March 20 6 - by Arkansas, March 9 6 - by Auburn, Feb. 2 6 - by Liberty, Dec. 18
3-Point Field Goal Att.	29 - by Norfolk State, March 20	15 - by Baylor, Jan. 26	17 - by Georgia, Feb. 6
3-Point Field Goal Pct.	.667 - by LSU, Jan. 8	.800 - at LSU, Jan. 8	.600 - by Northeastern, Nov. 15 .600 - by Ball State, Nov. 16
Free Throws	23 - by UCF, Nov. 29	12 - by Mississippi State, Feb. 12	17 - by LSU, Jan. 8
Free Throw Attempts	36 - by UCF, Nov. 29	16 - by Mississippi State, Feb. 12	21 - by LSU, Jan. 8 21 - by UCF, Nov. 29
Free Throw Percentage	1.000 - by Penn State, Dec. 21	.909 - by Northeastern, Nov. 15	1.000 - by Liberty, Dec. 18 1.000 - by Texas A&M, Feb. 19 1.000 - by Penn State, Dec. 21 1.000 - by Mississippi State, Feb. 12
Rebounds	49 - by Norfolk State, March 20	26 - by LSU, Mar. 2 26 - by Mississippi State, Jan. 29	27 - by Norfolk State, March 20
Assists	16 - by Tennessee, Jan. 19	12 - by Tennessee, Jan. 19	10 - by Penn State, Dec. 21
Steals	15 - by Mississippi State, Feb. 12	8 - by Mississippi State, Feb. 12	8 - by Auburn, March 5 8 - by Auburn, Feb. 2

INDIVIDUAL GAME HIGHS

Points

30	John Petty Jr. at Tennessee (1/19/19)
25	Tevin Mack vs. Auburn (2/6/19)

Field Goals Made

11	John Petty Jr. at Tennessee (1/19/19)
10	Kira Lewis Jr. vs. Georgia (2/6/19)

Field Goal Attempts

18	John Petty Jr. at Tennessee (1/19/19)
18	Kira Lewis Jr. vs. App State (11/11/18)

Field Goal Percentage (min 5 made)

1.000 (6-6)	Riley Norris at Baylor (1/26/19)
1.000 (6-6)	Donta Hall vs. Liberty (12/18/18)

3-Point Field Goals

6	John Petty Jr. at Tennessee (1/19/19)
6	John Petty Jr. vs. Texas A&M (1/12/19)
6	Tevin Mack vs. Kentucky (1/5/19)

3-Point Field Goal Attempts

11	John Petty Jr. vs. Texas A&M (1/12/19)
10	John Petty Jr. at Tennessee (1/19/19)
10	Kira Lewis Jr. vs. Georgia State (12/4/18)

3-Point Field Goal Percentage (min 4 made)

1.000 (4-4)	Riley Norris at Baylor (1/26/19)
.800 (4-5)	Kira Lewis Jr. vs. Arizona (12/9/18)

Free Throws Made

11	Kira Lewis Jr. vs. Wichita State (11/18/18)
9	Donta Hall vs. Liberty (12/18/18)
9	Alex Reese vs. Wichita State (11/18/18)

Free Throw Attempts

16	Herbert Jones vs. App. State (11/11/18)
11	Donta Hall vs. Liberty (12/18/18)
11	Kira Lewis Jr. vs. Wichita State (11/18/18)

Free Throw Percentage (min 5 made)

1.000 (11-11)	Kira Lewis Jr. vs. Wichita State (11/18/18)
1.000 (8-8)	Donta Hall vs. Kentucky (3/15/19)
1.000 (8-8)	Kira Lewis Jr. at LSU (1/8/19)
1.000 (6-6)	Dazon Ingram vs. Kentucky (1/5/19)
1.000 (6-6)	Dazon Ingram vs. App. State (11/11/18)

Rebounds

16	Donta Hall vs. Texas A&M (1/12/19)
15	Donta Hall vs. Ole Miss (3/4/19)

Assists

8	Kira Lewis Jr. at SFA (12/30/18)
7	Kira Lewis Jr. vs. Georgia (2/6/19)
7	John Petty Jr. vs. Ball State (11/16/18)
7	Kira Lewis Jr. vs. Southern (11/6/18)

Steals

4	Kira Lewis Jr. vs. Ole Miss (3/14/19)
4	Herbert Jones vs. App. State (11/11/18)

Blocked Shots

4	Donta Hall vs. Ole Miss (3/14/19)
4	Donta Hall vs. App. State (11/11/18)

SEASON/CAREER RECORDS

INDIVIDUAL SEASON

Field Goal Percentage (min. 200 attempts)

1. .726	Donta Hall	2017-18
2. .664	Bobby Lee Hurt	1983-84
3. .636	Derrick McKey	1985-86
4. .633	Bobby Lee Hurt	1984-85
5. .629	Richard Hendrix	2006-07

Three-Point Field Goals Made

1. 113	Eric Washington	1995-96
2. 103	Mykal Riley	2007-08
3. 91	Earnest Shelton	2004-05
4. 90	John Petty Jr.	2017-18
5. 85	Brian Williams	1997-98

Three-Point Field Goals Attempted

1. 279	Eric Washington	1995-96
2. 248	Brian Williams	1997-98
3. 242	John Petty Jr.	2017-18
4. 238	Mykal Riley	2007-08
5. 232	James Robinson	1991-92

Blocks

1. 156	Roy Rogers	1995-96
7. 76	Derrick McKey	1985-86
8. 75	Derrick McKey	1986-87
9. 70	JaMychal Green	2010-11
70	Jermareo Davidson	2006-07
11. 68	Donta Hall	2017-18

Blocks Per Game

1. 4.9	Roy Rogers	1995-96
2. 3.5	Robert Horry	1991-92
3. 3.0	Leon Douglas	1974-75
4. 2.3	Jermareo Davidson	2006-07
2.3	Robert Horry	1990-91
2.3	Derrick McKey	1986-87
2.3	Derrick McKey	1985-96
8. 2.0	Donta Hall	2017-18

INDIVIDUAL CAREER

Blocks

1. 286	Robert Horry	1989-90
7. 188	Derrick McKey	1985-87
8. 187	Bobby Lee Hurt	1982-85
9. 172	Donta Hall	2016-19

Blocks Per Game

1. 2.61	Roy Rogers	1993-96
2. 2.18	Robert Horry	1989-92
3. 2.11	Leon Douglas	1973-76
4. 1.89	Derrick McKey	1985-87
8. 1.70	Donta Hall	2016-19

TEAM SEASON

Blocks

1. 223	(35 games)	1991-92
2. 201	(33 games)	1994-95
3. 196	(32 games)	1995-96
4. 192	(36 games)	2017-18
5. 190	(37 games)	2010-11

Blocks Per Game

1. 6.4	(35 games)	1991-92
2. 6.1	(32 games)	1995-96
6.1	(33 games)	1994-95
4. 5.5	(31 games)	1997-98
5. 5.3	(34 games)	2017-18
5.3	(33 games)	2015-16
5.3	(32 games)	2006-07

Three-Point FG Attempted

1. 763	(33 games)	2015-16
2. 711	(36 games)	2000-01
3. 710	(34 games)	2016-17
4. 703	(36 games)	2017-18
703	(33 games)	2001-02

BY THE NUMBERS

4

Alabama faced a total of four teams during its non-conference schedule that were selected to win their respective league in a preseason poll. Northeastern (CAA), UCF (AAC), Georgia State (Sun Belt) and Stephen F. Austin (Southland) were all chosen to win their conference by a league-wide vote. In addition, Murray State (OVC) was predicted to finish second in its conference in a narrow vote to Belmont.

9

Since the start of the 2017-18 season, Alabama has won nine games against teams ranked in the AP Top 25, going 9-5 in 14 such games including a 3-2 mark last season.

10

The Crimson Tide played in 10 games that were decided by five or fewer points for the year, owning a record of 4-6 in such games.

10

Alabama had 10 Quadrant 1 and 2 wins (10-13) during the 2018-19 season, according to the NCAA Net rankings. That number was sixth-best in the SEC, trailing LSU, Kentucky, Tennessee, Auburn and Mississippi State.

14

Number of AP Top-25 teams Alabama has beaten over the past four seasons (14-12), including a school record six (6-3) in 2017-18. In 2015-16, the Tide was one of 15 teams nationally that defeated four AP Top-25 teams – the first time since 2001-02 that UA recorded at least four wins against top-25 competition. Prior to the 2015-16 campaign, the Tide had lost 21 straight to AP Top-25 opponents.

82

Number of games UA has won in league play over the past nine years (including 2018-19 season). UA ranks fifth in the league, trailing only Kentucky (123), Florida (106), Arkansas (85) and Ole Miss (83).

791

Number of SEC wins for Alabama, which ranks second among all league teams.

1,675

Number of the all-time wins for Alabama, in 106 years of basketball, which ranks second in the SEC.



GAME 9

ARIZONA 73 ALABAMA 76

Dec. 9, 2018 • Tuscaloosa, Ala. Coleman Coliseum • 9,581

The Alabama men's basketball team prevailed over Arizona, 76-73, in Coleman Coliseum. The Crimson Tide used a strong first half with clutch plays down the stretch to outlast Arizona.

Four Alabama players scored in double digits in the winning effort. Freshman Kira Lewis Jr. led the Tide with 20 points, including knocking down 4-of-5 from beyond the arc. Senior Donta Hall recorded 13 points and nine rebounds in the contest. Sophomore Alex Reese poured in 15 points off the bench with Tevin Mack adding 12 points of his own.

Over a 7:24 stretch in the first half, Alabama went on a 23-2 run to take its largest lead of the game at 19 with 7:05 left in the half. During one part of the run, Alabama hit nine of 10 field goals. The Crimson Tide ended the first half leading 39-30.

Arizona used a 9-0 run in 1:59 to take a two-point lead, 55-53, with 9:55 left in the half. However, Lewis drilled a three-pointer from the corner to put the Tide back ahead.

With the game still in doubt and the score tied at 64-64 with 3:10 left, Hall's put-back slam after a Lewis missed lay-up gave UA a two-point cushion. Following a defensive stop, Hall then took it strong to the hole and converted while being fouled to give the Tide a two-possession cushion.

After trading points and with the Tide clinging to a 70-68 lead with only 13 seconds remaining, Lewis rose up and knocked down a crucial three-pointer.

GAME 10

LIBERTY 75 ALABAMA 84

Dec. 18, 2018 • Huntsville, Ala. Von Braun Center • 5,781

The Alabama men's basketball team defeated Liberty, 84-75, at the Rocket City Classic in front of a near capacity crowd at the Von Braun Center. The Crimson Tide outscored Liberty, 50-42, in the second half after only leading, 34-33, at halftime to outlast the Flames for the win.

Senior Donta Hall had a career night from the field with 21 points going a perfect 6-of-6. The Luverne, Ala., native added five rebounds and four blocked shots, while also knocking down 9-of-11 from the charity stripe to tie his career-best effort. Huntsville natives, freshman Kira Lewis Jr. poured in 17 points with sophomore John Petty Jr. adding 16 points of his own, including three treys.

The Tide held a 32-27 lead with just over a minute remaining in the half, but the Flames scored six of the final eight points to cut the lead to one, 34-33, at intermission.

The second half began with Alabama going on a 10-2 run just over a minute into the stanza. A jumper by Lewis Jr. gave Alabama its biggest lead of the night at eight, 48-40, with 16:01 left in the second half.

Alabama used strong defense down the stretch to limit Liberty and took its largest lead of the game, 81-67, with 1:52 remaining. Back-to-back three points shots from Liberty cut the lead to 83-75, with only 48 seconds in the half, however, the Tide was able to make its free throws down the stretch to earn the nine-point win.

It marks the third consecutive year that Alabama has won the Rocket City Classic, which included victories over Arkansas State in 2016 and Mercer in 2017.

GAME 11

PENN STATE 64 ALABAMA 73

Dec. 21, 2018 • Tuscaloosa, Ala. Coleman Coliseum • 10,142

The Alabama men's basketball team defeated Penn State, 73-64, Friday night at Coleman Coliseum to record the team's third consecutive victory. Senior forward Donta Hall recorded his fourth double-double of the season to lead the Crimson Tide, finishing with 17 points and 11 rebounds in the victory.

Three Alabama players scored in double digits on the night. In addition to Hall's performance, sophomore John Petty Jr. had 13 points of his own with junior Tevin Mack adding 11 points. Sophomore Herbert Jones added eight points and four rebounds, while playing some lock-down defense as he added three blocks and three steals in the contest.

Alabama went down early in the game, trailing by 14 at 23-9 with 9:35 left in the first half. The Crimson Tide responded in grand fashion, rattling off a season-high 24-0 run that spanned 7:24 to give Alabama a 33-23 lead with 2:11 left to play in the first half. The Tide would go on to take a 33-27 into the locker room.

That's when Norris provided an offensive spark off the bench as knocked down two big three-pointers to put the Tide up 75-67 with 2:37 remaining in the contest. Lewis would hit his last four free throws to result in the final score.

Mack came out firing in the second half scoring eight straight points to put the Tide up 43-31 with 15:53 to go in the half. However, Penn State would battle back to using strong inside play to regain the lead at 52-51 with 8:53 left in the contest. That's when Hall took over, scoring 10 points across the next 3:37 to give Alabama a 63-58 lead with 5:04 left to play. Freshman Kira Lewis Jr. then sealed the victory by scoring all seven of his points in the final five minutes to result in the final score.

GAME 12

ALABAMA 79 STEPHEN F. AUSTIN 69

Dec. 30, 2018 • Nacogdoches, Texas Johnson Arena • 7,203

Alabama claimed its fourth consecutive victory with a 79-69 win at Stephen F. Austin in Nacogdoches, Texas. With the Crimson Tide win, SFA lost for just the sixth time in the last 97 home games, while Alabama picked up its first true road win of the season.

Kira Lewis Jr. scored a team-high 17 points to go along with eight assists in the contest. Donta Hall recorded his fifth double-double of the year with 12 points and a season-best 14 rebounds to go along with three blocks. Riley Norris was a huge contributor, finishing with season-highs of 14 points and four threes off the bench. Tevin Mack added 12 points to give UA four double-digit scorers.

The Crimson Tide slowly pulled away, taking an 11-point lead thanks to junior Dazon Ingram's three-pointer with 1:48 left in the opening stanza. SFA (7-4) was able to make two quick baskets before the half to result in a 41-34 Crimson Tide lead at intermission.

The 'Jacks continued to fight as they went on a 9-2 scoring run over a span of 2:11 to cut the lead to three, 68-65, with 5:31 left in the second half. That's when Norris once again provided an offensive spark off the bench. The Albertville, Ala., native knocked down two big three-pointers to put the Tide up 75-67 with 2:37 remaining in the contest.

Alabama held a 17-11 edge on the offensive glass which resulted in 17 second-chance points.

ARIZONA 73

Player FG 3FG FT R TP A MIN Jeter - C 9-16 0-0 1-3 4 19 0 34 Williams - G 6-11 4-7 0-0 4 16 1 31 Randolph - C 7-20 3-9 0-0 2 17 3 30 Coleman - G 2-5 0-1 4-4 5 8 6 35 Akot - G 2-7 2-4 1-2 5 7 0 21 Smith 0-3 0-1 0-0 4 0 0 23 Luther 2-6 0-2 0-0 6 4 0 19 Lee 1-2 0-0 0-1 5 2 0 16 Barcello 1-4 0-0 0-0 4 0 0 2 TEAM 3 Totals 29-70 9-24 6-9 38 73 10 200

1st Half (30) 2nd Half (43) Final FG% .316 (12-38) .531 (17-32) .414 3FG% .286 (4-14) .500 (5-10) .375 FT% .500 (2-4) .800 (4-5) .667

ALABAMA 76

Player FG 3FG FT R TP A MIN Hall - F 3-4 0-0 7-9 9 13 0 25 Mack - F 4-10 2-5 2-3 6 12 0 22 Lewis Jr. - G 7-13 4-5 2-4 2 20 1 30 Jones - G 0-1 0-1 0-4 1 0 1 21 Ingram - G 1-2 0-0 0-0 2 2 0 12 Reese 5-9 2-3 3-3 8 15 3 27 Johnson Jr. 1-3 0-1 0-0 2 2 1 14 Petty 1-8 0-4 2-4 6 4 4 32 Smith 4-6 0-0 0-1 3 8 1 17 TEAM 5 Totals 26-56 8-19 16-28 40 76 11 200

1st Half (39) 2nd Half (37) Final FG% .469 (15-32) .458 (11-24) .464 3FG% .444 (4-9) .400 (4-10) .421 FT% .833 (5-6) .500 (11-22) .571

LIBERTY 75

Player FG 3FG FT R TP A MIN Baxter-Bell 1-4 0-0 0-0 3 2 2 12 Holmesley - G 7-16 5-10 4-4 3 23 5 35 Mcghee 4-11 3-8 0-0 1 11 0 24 Cabbill - G 1-4 0-1 4-4 1 6 0 28 Gumbs 1-5 1-1 0-0 8 3 0 15 Pacheco-Ortiz - G 0-0 0-0 0-0 0 2 14 McDowell 2-4 0-0 1-1 1 5 0 11 James - F 7-8 2-2 4-6 11 20 1 30 Newton 0-0 0-0 0-0 0 0 0 1 TEAM 4 Totals 25-57 11-23 14-17 33 75 11 200

1st Half (33) 2nd Half (42) Final FG% .400 (12-30) .481 (13-27) .439 3FG% .455 (5-11) .500 (6-12) .478 FT% .571 (4-7) 1.000 (10-10) .824

ALABAMA 84

Player FG 3FG FT R TP A MIN Hall - F 7-10 0-0 3-3 11 17 1 29 Mack - F 3-6 2-4 3-4 4 11 0 23 Lewis Jr. - G 2-7 0-1 3-4 1 7 4 29 Jones - G 3-7 0-0 2-4 4 8 2 28 Petty - G 5-7 1-3 2-3 5 13 0 28 Norris 3-4 1-2 0-1 0 7 1 18 Reese 1-1 0-0 0-0 1 2 0 5 Johnson Jr. 0-2 0-0 0-0 2 0 0 7 Ingram 3-6 0-0 0-2 4 6 4 24 Smith 1-3 0-0 0-0 0 2 0 9 TEAM 6 Totals 28-53 4-10 13-21 38 73 11 200

1st Half (33) 2nd Half (40) Final FG% .500 (14-28) .560 (14-25) .528 3FG% .500 (2-4) .333 (2-6) .400 FT% .600 (3-5) .625 (10-16) .619

PENN STATE 64

Player FG 3FG FT R TP A MIN Stevens - F 6-19 0-6 0-0 4 12 3 39 Watkins - G 3-5 0-0 0-0 8 6 2 15 Wheeler - G 0-1 0-1 0-0 3 0 1 17 Bolton - G 1-2 1-1 0-0 1 3 1 18 Reaves - G 4-10 1-4 0-0 6 9 3 38 Jones 3-16 0-4 5-5 1 11 3 21 Dread 3-7 2-6 0-0 1 8 1 15 Harrar 1-3 0-0 0-0 5 2 2 19 Buttrick 5-5 3-3 0-0 4 13 0 20 TEAM 1 Totals 26-68 7-25 5-5 34 64 16 200

1st Half (27) 2nd Half (37) Final FG% .355 (11-31) .405 (15-37) .382 3FG% .385 (5-13) .167 (2-12) .280 FT% .000 (0-0) 1.000 (5-5) 1.000

ALABAMA 73

Player FG 3FG FT R TP A MIN Hall - F 7-10 0-0 3-3 11 17 0 29 Mack - G 3-6 2-4 3-4 4 11 0 23 Lewis Jr. - G 2-7 0-1 3-4 1 7 4 29 Jones - G 3-7 0-0 2-4 4 8 2 28 Petty - G 5-7 1-3 2-3 5 13 0 28 Norris 3-4 1-2 0-1 0 7 0 18 Reese 1-1 0-0 0-0 1 2 0 5 Johnson Jr. 0-2 0-0 0-0 2 0 0 7 Ingram 3-6 0-0 0-2 4 6 4 24 Smith 1-3 0-0 0-0 0 2 0 9 TEAM 3 Totals 28-53 4-10 13-21 38 73 11 200

1st Half (33) 2nd Half (40) Final FG% .500 (14-28) .560 (14-25) .528 3FG% .500 (2-4) .333 (2-6) .400 FT% .600 (3-5) .625 (10-16) .619

ALABAMA 79

Player FG 3FG FT R TP A MIN Hall - F 6-7 0-0 0-0 14 12 0 33 Mack - G 5-10 2-7 0-0 2 12 1 24 Lewis Jr. - G 4-12 2-6 7-8 2 17 8 31 Jones - G 1-3 0-1 3-4 2 5 1 14 Petty - G 2-7 2-6 0-0 8 6 0 34 Norris 5-10 4-7 0-0 6 14 0 19 Reese 0-1 0-1 0-0 0 0 0 5 Johnson Jr. 1-4 0-1 0-0 0 2 2 10 Ingram 2-5 1-2 3-6 8 8 3 22 Smith 1-2 0-0 1-2 2 3 0 8 TEAM 1 Totals 27-61 11-31 14-20 47 79 15 200

1st Half (41) 2nd Half (38) Final FG% .444 (16-36) .440 (11-25) .443 3FG% .368 (7-19) .333 (4-12) .355 FT% 1.000 (2-2) .667 (12-18) .700

STEPHEN F. AUSTIN 69

Player FG 3FG FT R TP A MIN Serraille - F 0-2 0-0 0-0 3 0 0 15 Fitzgerald - F 2-10 0-3 0-0 3 4 0 32 Bain - G 1-1 0-0 0-0 3 2 1 20 Harris - G 7-12 2-6 2-3 4 18 1 39 Bagues - G 8-19 3-8 2-2 2 21 1 38 Hughes 0-0 0-0 0-0 0 0 0 0+ Comeaux 6-10 1-2 0-1 4 13 2 24 Walker 0-0 0-0 0-0 0 0 0 4 Nicholas 5-14 0-0 1-2 8 11 2 27 Gruic 0-0 0-0 0-0 0 0 0 1 TEAM 3 Totals 29-68 6-19 5-8 31 69 7 200

1st Half (34) 2nd Half (35) Final FG% .405 (15-37) .452 (14-31) .426 3FG% .308 (4-13) .333 (2-6) .316 FT% .000 (0-1) .714 (5-7) .625

2018-19 REVIEW

GAME 33

SEC TOURNAMENT

ALABAMA 55
KENTUCKY 73

March 15, 2019 • Nashville, Tenn.
Bridgestone Arena • 19,575

The Alabama men's basketball team fell to then-No. 4 Kentucky 73-55, in the quarterfinal round of the Southeastern Conference Men's Basketball Tournament at Bridgestone Arena.

Donta Hall finished with 14 points and six rebounds while scoring his 1,000th-career point in the process. In doing so, he became just the fifth Alabama player in program history to record more than 1,000 points, 800, 200 blocks for his career.

The Crimson Tide was led by Alex Reese who finished with 15 points and six rebounds off the bench, including knocking down 3-of-6 shots from beyond the arc. Dazon Ingram added nine points and six rebounds, while Riley Norris snatched a season-high three steals.

After a back-and-forth start to the game, the Wildcats (27-5) seized momentum early by going on an 11-0 run to take a double-digit lead, 20-9, with 12:51 remaining in the opening stanza. The Crimson Tide was able to slowly whittle the lead to six points, 33-27, but the Wildcats picked up where they left off and outscored the Tide 6-2 to begin the second half to build its lead to 45-31 just 1:41 after intermission. In all, UK's 12-4 run that spanned halftime lasted a total of 4:05. Alabama would not get any closer than 11 points the rest of the way.

Tyler Herro scored a game-high 20 points, while PJ Washington posted a double-double with 10 points and 12 rebounds.

ALABAMA 55

Player	FG	3FG	FT	R	TP	A	MIN
Hall - F	3-9	0-0	8-8	6	14	0	27
Smith - F	2-3	0-0	1-2	1	5	0	22
Norris - G	1-4	0-1	0-0	2	2	0	16
Lewis Jr. - G	1-5	1-2	0-0	4	3	2	27
Jones - G	1-4	0-1	0-0	3	2	0	10
Ingram	1-4	1-2	6-7	6	9	2	25
Reese	6-12	3-6	0-2	6	15	0	21
Johnson Jr.	0-1	0-0	0-0	0	0	1	6
Petty	2-7	1-4	0-0	1	5	3	27
Barnes	0-0	0-0	0-0	0	0	0	1
Schaffer	0-0	0-0	0-0	0	0	0	1
Mack	0-7	0-2	0-0	1	0	0	17
TEAM	2						
Totals	17-56	6-18	15-19	32	55	8	200

	1 st Half (29)	2 nd Half (26)	Final
FG%	.303 (12-27)	.304 (7-23)	.304
3FG%	.400 (2-12)	.250 (2-8)	.333
FT%	.714 (5-7)	.833 (10-12)	.789

KENTUCKY 73

Player	FG	3FG	FT	R	TP	A	MIN
Montgomery - F	1-3	0-1	0-0	2	2	2	10
Washington - F	4-12	1-3	1-3	12	10	4	35
Hagans - G	1-6	0-2	0-0	6	2	6	29
Johnson - G	1-7	0-1	2-2	3	4	1	22
Herro - G	8-14	2-4	2-2	6	20	2	36
Richards	3-4	0-0	3-4	3	9	0	12
Quickley	4-4	3-3	1-2	1	12	0	18
David	0-0	0-0	0-0	0	0	0	1
Baker	2-3	1-1	1-2	0	6	0	14
Travis	4-6	0-0	0-0	7	8	0	23
TEAM	0						
Totals	28-59	7-15	10-15	42	73	15	200

	1 st Half (39)	2 nd Half (34)	Final
FG%	.467 (14-30)	.483 (14-29)	.475
3FG%	.429 (3-7)	.500 (4-8)	.467
FT%	.667 (8-12)	.667 (2-3)	.667

GAME 34

NIT

NORFOLK STATE 80
ALABAMA 79

March 20, 2019 • Tuscaloosa, Ala.
Coleman Coliseum • 2,086

Alabama's 2018-19 season came to an end with an 80-79 overtime loss to Norfolk State in the opening round of the 2019 National Invitation Tournament.

Herbert Jones set a career-high with 18 points on 6-of-10 from the field. Alex Reese scored 17 points off the bench on 5-of-8 shooting from deep and pulled down seven rebounds, while John Petty Jr. collected 11 points, five rebounds and five assists. Kira Lewis Jr. added 10 points in the losing effort.

Riley Norris started the game and in doing so, he surpassed Levi Randolph as the program leader in career games played (136).

The Spartans managed to take a four-point lead in the final two minutes of regulation, however, Alabama clawed its way back as junior Tevin Mack hit a jumper followed and free throw by Lewis cut the lead to only one, 65-64.

After Norfolk State hit a jumper, Petty responded with a three sending the game into overtime tied at 67-67. It was the Tide's first overtime game since the quadruple overtime contest at South Carolina on Feb. 7, 2017.

With Alabama trailing by four, 80-76, Jones knocked down the three to cut the lead to only one with six seconds remaining. Norfolk State then turned it over trying to in-bound the ball to set up one last chance for the Tide. However, the runner by Norris on the baseline fell short to seal the win for the Spartans.

NORFOLK STATE 80

Player	FG	3FG	FT	R	TP	A	MIN
Long - F	4-9	0-0	1-2	11	9	0	35
Butler - F	5-10	0-0	1-1	13	11	0	40
Pitt - G	2-12	0-2	1-2	3	5	0	33
Thomas - G	4-18	3-10	4-4	3	15	1	39
Whitley - G	6-13	1-3	0-0	7	13	7	31
Branch	1-2	0-1	0-0	1	2	1	9
Kelly	0-2	0-0	0-0	1	0	0	8
Jamerson	8-14	7-13	2-2	7	25	0	29
Chavis	0-0	0-0	0-0	0	0	0	1
TEAM	2						
Totals	30-80	11-29	9-11	49	80	10	225

	1 st Half (19)	2 nd Half (44)	Final
FG%	.304 (7-23)	.429 (15-35)	.379
3FG%	.250 (2-8)	.375 (6-16)	.333
FT%	.600 (3-5)	.800 (8-10)	.733

ALABAMA 79

Player	FG	3FG	FT	R	TP	A	MIN
Hall - F	2-5	0-0	2-4	12	6	0	31
Smith - F	2-6	0-0	0-1	2	4	0	24
Norris - G	0-6	0-2	0-0	7	0	1	19
Lewis Jr. - G	4-10	1-6	1-2	3	10	3	32
Jones - G	6-10	1-1	5-8	3	18	2	27
Reese	5-10	5-8	2-2	7	17	0	20
Johnson Jr.	2-2	0-0	0-0	0	4	0	14
Ingram	2-5	0-2	0-0	3	4	6	14
Petty	4-10	3-8	0-0	5	11	5	30
Mack	2-5	1-3	0-0	0	5	0	14
TEAM	4						
Totals	29-69	11-30	10-17	45	79	17	200

	1 st Half (29)	2 nd Half (57)	Final
FG%	.478 (11-23)	.842 (16-19)	.643
3FG%	.444 (4-9)	.889 (8-9)	.667
FT%	.429 (3-7)	.810 (17-21)	.714

RECORDS AND HISTORY

INSIDE

Records Reference	80
Scoring Records	81-93
1,000-Point Scorers	84-87
Individual Records	88-93
Team Records	94-96
100-Point Games	97
Overtime Games	98
Coleman Coliseum Records	99
Coaching Records	100
All-Americans	101-104
SEC Honors	105-107
Academic Honors	108
Yearly Records	109-110
Year-by-Year Leaders	111-115
Yearly Results	116-133
Series Histories	134-145
Letterwinners	146-148
All-Time Starters	149-152
NBA History	153-159
USA Basketball	160



RECORDS & HISTORY

CRIMSON TIDE RECORDS QUICK REFERENCE

POINTS

Game:	50	Mike Nordholz vs. Southern Miss	Dec. 12, 1966
Season:	747	Reggie King	1978-79
Career:	2,168	Reggie King	1976-79

SCORING AVERAGE

Season:	24.6	Jack Kubiszyn 516 points, 21 games	1956-57
Career:	20.0	Jerry Harper 1,688 points, 93 games	1953-56

SINGLE-SEASON SCORING LEADERS BY CLASS

Freshman:	632	Collin Sexton	2017-18
Sophomore:	661	James Robinson	1991-92
Junior:	620	Wendell Hudson	1972-73
Senior:	747	Reggie King	1978-79

FIELD GOALS MADE

Game:	22	Mike Nordholz vs. Southern Miss	Dec. 12, 1966
Season:	289	Reggie King	1978-79
Career:	842	Reggie King	1976-79

FIELD GOALS ATTEMPTED

Game:	39	Jack Kubiszyn vs. Mississippi College	Jan. 2, 1957
Season:	557	Jack Kubiszyn	1957-58
Career:	1,723	Jerry Harper	1953-56

FIELD GOAL PERCENTAGE (made 10 or more)

Game:	1.000	Michael Ansley (12-for-12) vs. New Mexico State	Nov. 27, 1987
	1.000	Bobby Lee Hurt (11-for-11) vs. Texas Southern	Dec. 20, 1982
	1.000	Michael Ansley (10-for-10) vs. Murray State	Dec. 9, 1985
Season:	.726	Donta Hall (151-of-208)	2017-18
Career:	.661	Donta Hall (400-of-605)	2016-19

FREE THROWS MADE

Game:	18	Paul Ellis vs. Ole Miss	Feb. 7, 1972
Season:	196	Collin Sexton	2017-18
Career:	484	Reggie King	1976-79

FREE THROWS ATTEMPTED

Game:	26	Bob Andrews vs. Florida State	Dec. 7, 1964
Season:	263	Jim Fulmer	1956-57
Career:	784	Jerry Harper	1953-56

FREE THROW PERCENTAGE (made 10 or more)

Game:	1.000	Last: Kira Lewis Jr. (11-for-11) vs. Wichita State	Nov. 18, 2018
Season:	.892	Ronald Steele (124-of-139)	2005-06
Career:	.867	Ronald Steele (255-of-294)	2005-09

THREE-POINT FIELD GOALS MADE

Game:	10	John Petty vs. Alabama A&M	Nov. 17, 2017
Season:	113	Eric Washington	1995-96
Career:	263	Brian Williams	1996-99

THREE-POINT FIELD GOALS ATTEMPTED

Game:	24	Brian Williams vs. Weber State	Dec. 21, 1999
Season:	279	Eric Washington	1995-96
Career:	738	Brian Williams	1996-99

THREE-POINT FIELD GOAL PERCENTAGE (min. 5 made)

Game:	.875	Ronald Steele (7-of-8) vs. Arkansas	Feb. 21, 2006
Season:	.515	Gary Waites (52-of-101)	1990-91
Career:	.485	Mark Gottfried (81-of-167)	1985-87

REBOUNDS

Game:	33	Jerry Harper vs. Louisiana College	Jan. 21, 1956
Season:	517	Jerry Harper	1955-56
Career:	1,688	Jerry Harper	1953-56

REBOUNDING AVERAGE

Season:	21.5	Jerry Harper 517 rebounds, 24 games	1955-56
Career:	18.2	Jerry Harper 1,688 rebounds, 93 games	1953-56

ASSISTS

Game:	18	Ronald Steele vs. East Tennessee State	Dec. 1, 2004
Season:	241	Terry Coner	1985-86
Career:	664	Terry Coner	1984-87

BLOCKS

Game:	14	Roy Rogers vs. Georgia	Feb. 10, 1996
Season:	156	Roy Rogers	1995-96
Career:	286	Robert Horry	1989-92

STEALS

Game:	10	Anthony Murray vs. Michigan	Dec. 2, 1978
Season:	79	Anthony Murray	1977-78
Career:	263	Trevor Releford	2011-14



Trevor Releford finished as the Tide's career leader in steals, collecting 263 throughout his four seasons (2011-14).

SINGLE-GAME SCORING LEADERS

Date	Pts.	Player	Opponent
1.	50	Mike Nordholz	Southern Miss
2.	47	Jack Kubiszyn	Mississippi College
3.	46	Bob Andrews	Tulane
4.	45	Jack Kubiszyn	Ole Miss
5.	43	Reggie King	Virginia
		Jerry Harper	Georgia
7.	41	Jack Kubiszyn	Samford
		Jerry Harper	Louisiana College
9.	40	Collin Sexton	Minnesota
10.	39	Antonio McDyess	Pennsylvania
11.	38	Reggie King	Kentucky
		Jack Kubiszyn	Auburn
		Jerry Harper	Auburn
		George Linn	TCU
15.	37	Mike Nordholz	Jacksonville State
		Jerry Harper	Kentucky
		George Linn	Florida
18.	36	Trevor Releford	LSU
		Alvin Lee	Vanderbilt
		Reggie King	Kentucky
		Charles Cleveland	Mississippi State
		Jack Kubiszyn	Florida
		Paul Sullivan	Mississippi State
24.	35	Retin Obasohan	LSU
		Eric Washington	Tulane
		James Robinson	LSU
		Leon Douglas	North Carolina
		Leon Douglas	Ole Miss
		Gary Elliot	Southern Miss
		Bob Andrews	Ole Miss
		Jack Kubiszyn	Eastern Kentucky
		Jim Fulmer	Auburn
		Jack Kubiszyn	Eastern Kentucky
		Jerry Harper	Georgia Tech
		George Linn	Marquette
36.	34	Trevor Releford	UCLA
		Richard Hendrix	Alabama State
		Ernest Shelton	Mississippi State
		Schea Cotton	Mississippi State
		Buck Johnson	Florida
		Leon Douglas	Kentucky
		Leon Douglas	Kentucky
		Jimmy Hollon	Georgia
		Bobby Lynch	Kentucky
		Jerry Harper	Georgia
		Jerry Harper	Florida
47.	33	Levi Randolph	Missouri
		Kennedy Winston	Charlotte
		Mo Williams	Florida Atlantic
		Rod Grizzard	Tennessee
		James Robinson	Old Dominion
		Alvin Lee	South Carolina
		Buck Johnson	Georgia
		Reggie King	Tennessee
		Charles Cleveland	Georgia
		Alan House	Ole Miss
		Mike Nordholz	Samford
		Henry Hoskins	Virginia Tech
		Larry Pennington	Vanderbilt
		Jim Fulmer	Georgia
		Jack Kubiszyn	Southern Miss
		Jim Fulmer	Birmingham-Southern
		Jerry Harper	Mississippi State
		Jerry Harper	Mississippi State
		Jerry Harper	Georgia
66.	32	Retin Obasohan	Arkansas
		Levi Randolph	Ole Miss
		Alonzo Gee	Florida
		Robert Horry	Ole Miss
		Eddie Phillips	LSU
		Harry Hammonds	Southern Miss
		Jim Fulmer	Mississippi State
		Jack Kubiszyn	Ole Miss
74.	31	Collin Sexton	Auburn
		Jermareo Davidson	LSU

Pts.	Player	Opponent	Date
	Jean Felix	Marquette	March 16, 2006
	Kennedy Winston	Mississippi State	Feb. 21, 2004
	Latrell Sprewell	Kentucky	Feb. 12, 1992
	Ennis Whately	Auburn	Jan. 5, 1983
	Reggie King	LSU	Feb. 26, 1979
	Reggie King	Ole Miss	Jan. 10, 1977
	Wendell Hudson	Kentucky	Jan. 29, 1973
	Wendell Hudson	Kentucky	Jan. 26, 1973
	Wendell Hudson	Wake Forest	Dec. 2, 1972
	Wendell Hudson	Texas	Dec. 4, 1971
	Alan House	Ole Miss	March 1, 1971
	Jimmy Hollon	Southern Miss	Dec. 1, 1969
	Gary Elliot	Georgia	Feb. 10, 1969
	Bob Andrews	Florida State	Dec. 7, 1964
	Larry Pennington	Auburn	1959-60
91.	30	John Petty Jr.	Tennessee
		Collin Sexton	Arizona
		John Petty Jr.	Alabama A&M
		Richard Hendrix	Missouri State
		James Robinson	Mississippi State
		Latrell Sprewell	Virginia
		Michael Ansley	Augusta
		Michael Ansley	Central Michigan
		Michael Ansley	New Mexico State
		Michael Ansley	Auburn
		Derrick McKey	Florida
		Jim Farmer	Arkansas
		Buck Johnson	LSU
		Buck Johnson	Mississippi State
		Eddie Phillips	Mississippi State
		Reggie King	Ole Miss
		Reggie King	Tennessee
		Reggie King	Tennessee
		Reggie King	Michigan
		Leon Douglas	Vanderbilt
		Jimmy Hollon	LSU
		Jimmy Hollon	Clemson
		Gary Blagburn	Tennessee
		Jack Kubiszyn	Louisville
		Jack Kubiszyn	Tennessee
		Jack Kubiszyn	Georgia
		George Linn	Tennessee
		George Linn	Auburn
		Jerry Harper	Georgia
		Paul Sullivan	Florida

BOLD denotes current player



Mike Nordholz set the single-game scoring record in 1967, when he poured in 50 against Southern Miss.

RECORDS & HISTORY

SINGLE-SEASON SCORING

	Pts.	Player	Games	Avg.	Year
1.	747	Reggie King	33	22.6	1978-79
2.	661	James Robinson	34	19.4	1991-92
3.	632	Collin Sexton	33	19.2	2017-18
4.	630	Michael Ansley	31	20.3	1988-89
5.	623	Latrell Sprewell	35	17.8	1991-92
6.	620	Wendell Hudson	30	20.7	1972-73
7.	615	Derrick McKey	33	18.6	1986-87
8.	611	Rod Grizzard	36	17.0	2000-01
9.	599	Buck Johnson	29	20.7	1985-86
10.	598	James Robinson	29	20.6	1992-93
11.	596	Eric Washington	32	18.6	1995-96
12.	583	Jack Kubiszyn	25	23.3	1957-58
13.	580	Retin Obasohan	33	17.6	2015-16
14.	577	Leon Douglas	28	20.6	1975-76
15.	574	Trevor Releford	31	18.5	2013-14
16.	573	Kennedy Winston	32	17.9	2004-05
17.	572	Reggie King	27	21.2	1977-78
18.	568	Richard Hendrix	32	17.8	2007-08
19.	564	Tony Mitchell	37	15.2	2010-11
	564	Kennedy Winston	33	17.1	2003-04
21.	561	Michael Ansley	31	18.1	1987-88
22.	559	Leon Douglas	27	20.7	1974-75
23.	557	Jim Fulmer	26	21.4	1956-57
24.	556	Jerry Harper	24	23.2	1955-56
25.	554	Robert Horry	35	15.8	1991-92
	554	James Robinson	33	16.8	1990-91
27.	548	Melvin Cheatum	35	15.7	1989-90
28.	546	Jim Farmer	33	16.5	1986-87
29.	545	Melvin Cheatum	33	16.5	1990-91
30.	543	Reggie King	30	18.1	1976-77
31.	533	George Linn	24	22.2	1955-56
32.	531	Erwin Dudley	35	15.2	2001-02
33.	529	Buck Johnson	22	24.0	1984-85
34.	527	JaMychal Green	34	15.5	2010-11
35.	524	Mike Nordholz	25	21.0	1966-67
36.	523	Levi Randolph	34	15.4	2014-15
37.	520	Earnest Shelton	32	16.3	2004-05
38.	518	Brian Williams	30	17.3	1998-99
39.	517	Erwin Dudley	36	14.4	2000-01
40.	516	Jack Kubiszyn	21	24.6	1956-57
41.	511	Wendell Hudson	26	19.7	1971-72
42.	508	Trevor Releford	34	14.9	2012-13
43.	505	Jerry Harper	24	21.0	1954-55
44.	504	Jimmy Hollon	26	19.4	1969-70
45.	502	Eddie Phillips	30	16.7	1979-80
	502	Mike Nordholz	25	20.0	1967-68
47.	501	Bob Andrews	26	19.3	1964-65
48.	500	Mikhail Torrance	32	15.6	2009-10
	500	Rickey Brown	31	16.1	1976-77
50.	499	Brian Williams	31	16.1	1997-98
51.	494	Rod Grizzard	35	14.1	2001-02
52.	493	Mykal Riley	33	14.9	2007-08
	493	Eddie Phillips	29	17.0	1980-81
54.	491	Earnest Shelton	31	15.8	2003-04
	491	Bobby Lee Hurt	32	15.3	1982-83
56.	487	Ennis Whatley	32	15.2	1982-83
57.	484	Eric Washington	30	16.1	1996-97
58.	480	Alonzo Gee	32	15.0	2008-09

	Pts.	Player	Games	Avg.	Year
	480	Alonzo Gee	33	14.5	2007-08
60.	477	Buck Johnson	28	17.0	1983-84
	477	Eddie Phillips	33	14.5	1978-79
62.	475	Mo Williams	29	16.4	2002-03
63.	468	Richard Hendrix	32	14.6	2006-07
64.	467	Bobby Lee Hurt	30	15.6	1983-84
65.	466	Alan House	26	17.2	1970-71
66.	465	Eddie Phillips	30	15.5	1981-82
67.	458	Antonio McDyess	33	13.9	1994-95
	458	Kira Lewis Jr.	34	13.5	2018-19
69.	457	Erwin Dudley	35	13.1	2001-02
	457	Robert Horry	35	13.1	1989-90
71.	453	George Linn	23	19.7	1954-55
72.	448	Derrick McKey	33	13.6	1985-86
73.	446	Chuck Davis	32	13.9	2004-05
	446	Alvin Lee	29	15.4	1987-88
	446	Charles Cleveland	30	14.9	1972-73
76.	444	Ronald Steele	31	14.3	2005-06
	444	Charles Cleveland	26	17.1	1973-74
78.	442	Jermareo Davidson	31	14.3	2005-06
	442	Robert Scott	30	14.7	1979-80
80.	441	Ken Johnson	30	14.7	1979-80
	441	Gary Elliot	24	18.4	1968-69
82.	438	JaMychal Green	31	14.1	2009-10
83.	431	Brian Williams	31	13.9	1996-97
	431	Guy Turner	26	16.6	1966-67
85.	430	Larry Pennington	25	17.2	1960-61
86.	429	Erwin Dudley	29	14.8	2002-03
	429	Terry Williams	30	14.3	1983-84
88.	427	Jerry Harper	24	17.8	1953-54
89.	426	Gary Elliot	26	16.4	1967-68
90.	422	Bobby Lee Hurt	33	12.8	1984-85
	422	Charles Cleveland	27	15.6	1974-75
92.	421	Jason Caffey	29	14.5	1992-93
	421	Jim Farmer	33	12.8	1985-86
94.	419	Jermareo Davidson	30	14.0	2006-07
95.	418	Schea Cotton	27	15.5	1999-00
96.	415	Henry Hoskins	25	16.6	1960-61
97.	414	Charles Russell	27	15.3	1974-75
98.	408	Trevor Releford	37	11.0	2010-11
99.	407	Braxton Key	34	12.0	2016-17
	407	Jamal Faulkner	33	12.3	1994-95
	407	T.R. Dunn	31	13.1	1976-77
102.	406	Trevor Lacey	36	11.3	2012-13
103.	404	Alvin Lee	31	13.0	1988-89
104.	403	Alonzo Gee	32	12.6	2006-07
	403	Ray Odums	30	13.4	1972-73
106.	402	Mykal Riley	32	12.6	2006-07
107.	401	Jim Fulmer	26	15.4	1957-58
	401	Paul Sullivan	22	18.2	1951-52

BOLD denotes current player

SINGLE-SEASON SCORING BY CLASS

FRESHMAN

	Pts.	Player	Games	Avg.	Year
1.	632	Collin Sexton	33	19.2	2017-18
2.	554	James Robinson	33	16.8	1990-91
3.	477	Eddie Phillips	33	14.5	1978-79
4.	458	Kira Lewis Jr.	34	13.5	2018-19
5.	446	Alvin Lee	29	15.4	1987-88
	446	Charles Cleveland	30	17.9	1972-73

SOPHOMORE

	Pts.	Player	Games	Avg.	Year
1.	661	James Robinson	34	19.4	1991-92
2.	611	Rod Grizzard	36	17.0	2000-01
3.	564	Tony Mitchell	37	15.2	2010-11
	564	Kennedy Winston	33	17.1	2003-04
5.	543	Reggie King	30	18.1	1976-77

JUNIOR

	Pts.	Player	Games	Avg.	Year
1.	620	Wendell Hudson	30	20.7	1972-73
2.	615	Derrick McKey	33	18.6	1986-87
3.	598	James Robinson	29	20.6	1992-93
4.	596	Eric Washington	32	18.6	1995-96
5.	573	Kennedy Winston	32	17.9	2004-05

SENIOR

	Pts.	Player	Games	Avg.	Year
1.	747	Reggie King	33	22.6	1978-79
2.	630	Michael Ansley	31	20.3	1988-89
3.	623	Latrell Sprewell	35	17.8	1991-92
4.	599	Buck Johnson	29	20.7	1985-86
5.	583	Jack Kubiszyn	25	23.3	1957-58



Collin Sexton finished with a UA freshmen scoring record of 632 points in 2017-18, which also ranks as the third-most points in a single season at Alabama.

SINGLE-SEASON SCORING AVERAGE

	Avg.	Player	Games	Points	Year	
1.	24.6	Jack Kubiszyn	21	516	1956-57	
2.	23.3	Jack Kubiszyn	25	583	1957-58	
3.	23.2	Jerry Harper	24	556	1955-56	
4.	22.6	Reggie King	33	747	1978-79	
5.	22.2	George Linn	24	533	1955-56	
6.	21.4	Jim Fulmer	26	557	1956-57	
7.	21.2	Reggie King	27	572	1977-78	
8.	21.0	Mike Nordholz	25	524	1966-67	
		21.0	Jerry Harper	24	505	1954-55
10.	20.7	Jack Johnson	29	599	1985-86	
		20.7	Leon Douglas	27	559	1974-75
		20.7	Wendell Hudson	30	620	1972-73
13.	20.6	James Robinson	29	598	1992-93	
		20.6	Leon Douglas	28	577	1975-76
15.	20.3	Michael Ansley	31	630	1988-89	
16.	20.0	Mike Nordholz	25	502	1967-68	
17.	19.6	Wendell Hudson	26	511	1971-72	
18.	19.4	James Robinson	34	661	1991-92	
		19.4	Jimmy Hollon	26	504	1969-70
20.	19.2	Collin Sexton	33	632	2017-18	
21.	19.3	Bob Andrews	26	501	1964-65	
22.	18.6	Eric Washington	32	596	1995-96	
		18.6	Derrick McKey	33	615	1986-87
24.	18.5	Trevor Releford	31	574	2013-14	
25.	18.4	Gary Elliott	24	441	1968-69	
		18.4	Mike Nordholz	20	368	1965-66
		18.9	George Linn	23	453	1954-55
28.	18.2	Jim Fulmer	26	401	1957-58	
29.	18.2	Paul Sullivan	22	401	1951-52	
30.	18.1	Michael Ansley	31	561	1987-88	
		18.1	Reggie King	30	543	1976-77
32.	17.9	Kennedy Winston	32	573	2004-05	
		17.9	Charles Cleveland	30	446	1972-73
		17.9	Alan House	26	466	1970-71
35.	17.8	Richard Hendrix	32	568	2007-08	

	Avg.	Player	Games	Points	Year	
		17.8	Latrell Sprewell	35	623	1991-92
		17.8	Jerry Harper	24	427	1953-54
		17.8	Jerry Harper	21	373	1952-53
39.	17.6	Retin Obasohan	33	580	2015-16	
40.	17.3	Brian Williams	30	518	1998-99	
41.	17.2	Larry Pennington	25	430	1960-61	
42.	17.1	Kennedy Winston	33	564	2003-04	
		17.1	Charles Cleveland	26	444	1973-74
44.	17.0	Rod Grizzard	36	611	2000-01	
		17.0	Buck Johnson	28	477	1983-84
		17.0	Eddie Phillips	29	493	1980-81
47.	16.8	James Robinson	33	554	1990-91	
48.	16.7	Eddie Phillips	30	502	1979-80	
49.	16.6	Guy Turner	26	431	1966-67	
		16.6	Henry Hoskins	25	415	1960-61
51.	16.5	Melvin Cheatum	33	545	1990-91	
		16.5	Jim Farmer	33	546	1986-87
53.	16.4	Mo Williams	29	475	2002-03	
54.	16.3	Earnest Shelton	32	520	2004-05	
		16.3	Gary Elliott	26	426	1967-68
56.	16.1	Brian Williams	31	499	1997-98	
		16.1	Eric Washington	30	484	1996-97
		16.1	Rickey Brown	31	500	1976-77
59.	16.0	Buck Johnson	22	529	1984-85	
60.	15.8	Earnest Shelton	31	491	2003-04	
		15.8	Robert Horry	35	554	1991-92
		15.8	Porter Powers	19	300	1959-60
63.	15.7	Melvin Cheatum	35	548	1989-90	
		15.7	Bob Andrews	25	393	1962-63
65.	15.6	Mikhail Torrance	32	500	2009-10	
		15.6	Bobby Lee Hurt	30	467	1983-84
		15.6	Charles Cleveland	27	422	1974-75
68.	15.5	JaMychal Green	34	527	2010-11	
		15.5	Schea Cotton	27	418	1999-00
		15.5	Eddie Phillips	30	465	1981-82

	Avg.	Player	Games	Points	Year	
71.	15.4	Levi Randolph	34	523	2014-15	
		15.4	Alvin Lee	29	446	1987-88
73.	15.3	Bobby Lee Hurt	32	491	1982-83	
74.	15.3	Charles Russell	27	414	1974-75	
75.	15.2	Tony Mitchell	37	564	2010-11	
		15.2	Erwin Dudley	35	531	2001-02
		15.2	Ennis Whatley	32	487	1982-83
		15.2	Leon Douglas	26	396	1973-74
79.	15.0	Alonzo Gee	32	480	2008-09	
		15.0	Alan House	26	389	1971-72
81.	14.9	Trevor Releford	34	508	2012-13	
		14.9	Mykal Riley	33	493	2007-08
		14.9	Guy Turner	21	312	1965-66
		14.9	Paul Sullivan	22	329	1950-51
85.	14.8	Erwin Dudley	29	429	2002-03	
		14.8	Jim Homer	21	311	1946-47
87.	14.7	Robert Scott	30	442	1979-80	
		14.7	Ken Johnson	30	441	1979-80
89.	14.6	Richard Hendrix	32	468	2006-07	
		14.6	Ray Odums	26	381	1972-73
91.	14.5	Alonzo Gee	33	480	2008-09	
		14.5	Jason Caffey	29	421	1993-94
		14.5	Eddie Phillips	33	477	1979-80
		14.5	Bob Andrews	24	347	1963-64
95.	14.4	Erwin Dudley	36	517	2001-02	
		14.4	Harry Hammonds	26	374	1966-67
		14.4	Kenny Kaplan	21	303	1959-60
98.	14.3	Ronald Steele	31	444	2006-07	
		14.3	Jermareo Davidson	31	442	2006-07
		14.3	Terry Williams	30	429	1984-85
101.	14.3	J.W. Berry	25	356	1964-65	
102.	14.1	JaMychal Green	31	429	2009-10	
		14.1	Rod Grizzard	35	494	2002-03

CAREER SCORING LEADERS • 1,000-POINT CLUB

	Points	Player	Years	
1.	2,168	Reggie King	1976-79	
2.	1,937	Eddie Phillips	1979-82	
3.	1,909	Leon Douglas	1973-76	
4.	1,873	Trevor Releford	2011-14	
5.	1,869	Buck Johnson	1983-86	
6.	1,861	Jerry Harper	1953-56	
7.	1,813	James Robinson	1991-93	
8.	1,775	Erwin Dudley	2000-03	
9.	1,759	Brian Williams	1995-99	
10.	1,749	Michael Ansley	1986-89	
11.	1,697	Bobby Lee Hurt	1982-85	
12.	1,656	JaMychal Green	2008-11	
13.	1,630	Alonzo Gee	2005-09	
14.	1,591	Robert Horry	1989-92	
15.	1,575	Melvin Cheatum	1988-91	
16.	1,532	Eric Washington	1994-97	
17.	1,487	Rod Grizzard	2000-02	
18.	1,451	Ken Johnson	1978-81	
19.	1,444	George Linn	1953-56	
20.	1,394	Mike Nordholz	1966-68	
21.	1,336	Levi Randolph	2012-15	
22.	1,327	Richard Hendrix	2006-08	
23.	1,326	Wendell Hudson	1971-73	
24.	1,325	Kennedy Winston	2003-05	
25.	1,323	Earnest Shelton	2002-05	
26.	1,321	Robert Scott	1977-80	
27.	1,312	Charles Cleveland	1973-75	
28.	1,268	Jermareo Davidson	2004-07	
29.	1,247	T.R. Dunn	1974-77	
30.	1,241	Bob Andrews	1963-65	
		1,241	Jack Kubiszyn	1956-58
32.	1,239	Jason Caffey	1992-95	
33.	1,231	Derrick McKey	1985-87	
34.	1,214	Terry Coner	1984-87	
35.	1,211	Mike Davis	1980-83	
36.	1,210	Gary Elliott	1967-69	

	Points	Player	Years
37.	1,206	Alan House	1970-72
38.	1,197	Jim Farmer	1984-87
39.	1,195	Rickey Brown	1974-77
40.	1,176	Retin Obasohan	2012-16
41.	1,128	Tony Mitchell	2009-11
42.	1,122	Rodney Cooper	2012-15
43.	1,113	Ronald Steele	2004-09
44.	1,112	Ray Odums	1972-74
45.	1,110	Terrance Meade	2000-03
46.	1,080	Jimmy Hollon	1970-72
47.	1,060	Chuck Davis	2003-06
48.	1,056	Mark Gottfried	1985-87
49.	1,032	Senario Hillman	2007-10
50.	1,014	Donta Hall	2016-19

- Fifty Alabama players have eclipsed 1,000 career points.
- Jerry Harper was the first to reach the milestone in 1954-55.
- Harper and James Robinson are the only two to reach the mark in fewer than 80 games.
- Robinson is the only player to reach the plateau after only two seasons, totaling 1,215 points following his sophomore season.
- Donta Hall was the last to reach the mark (2018-19) and finished his career with 1,014 points. Junior John Petty will enter the 2019-20 season with 716 points and is the closest to the mark among the Tide's current roster.

REGGIE KING

Alabama's All-Time Leading Scorer

Reggie King, a two-time All-American who played for Alabama from 1976-79 and went on to star in the NBA, holds Alabama's school career scoring record and is seventh all-time in the SEC with 2,168 career points. He is the only Tide men's basketball player to break the 2,000 points milestone. King saved his best scoring burst for last, amassing 747 points his senior season in 1979, the single-season school scoring record.



RECORDS & HISTORY

ALABAMA'S 1,000-POINT SCORERS



1. REGGIE KING 2,168

Year	G	FGM	FGA	Pct.	FTM	FTA	Pct.	Pts.	Avg.
1976	28	122	250	.488	62	113	.549	306	10.9
1977	30	213	386	.544	117	179	.654	543	18.1
1978	27	218	371	.588	136	207	.657	572	21.2
1979	33	289	507	.570	169	236	.717	747	22.6
Total	118	842	1,514	.556	484	735	.659	2,168	18.4



2. EDDIE PHILLIPS 1,937

Year	G	FGM	FGA	Pct.	FTM	FTA	Pct.	Pts.	Avg.
1979	33	201	334	.602	75	108	.694	477	14.5
1980	30	196	381	.514	110	182	.604	502	16.7
1981	29	194	379	.512	105	181	.580	493	17.0
1982	30	179	352	.509	107	138	.775	465	15.5
Total	122	770	1,446	.533	397	609	.652	1,937	15.9



3. LEON DOUGLAS 1,909

Year	G	FGM	FGA	Pct.	FTM	FTA	Pct.	Pts.	Avg.
1973	30	160	331	.483	57	110	.518	377	12.7
1974	26	164	335	.490	68	113	.602	396	15.2
1975	27	228	414	.551	103	165	.624	559	20.7
1976	28	228	471	.484	121	204	.593	577	20.6
Total	111	780	1,551	.503	349	592	.590	1,909	17.2



4. TREVOR RELEFORD 1,873

Year	G	FGM	FGA	Pct.	3FG	3FGA	Pct.	FTM	FTA	Pct.	Pts.	Avg.
2011	37	152	317	.479	19	68	.279	85	113	.752	408	11.0
2012	32	132	274	.482	21	77	.273	98	120	.817	383	12.0
2013	34	167	351	.476	48	118	.407	126	153	.824	508	14.9
2014	31	187	377	.496	72	183	.393	128	151	.848	574	18.5
Total	134	638	1,319	.484	160	446	.359	437	537	.814	1,873	14.0



5. BUCK JOHNSON 1,869

Year	G	FGM	FGA	Pct.	FTM	FTA	Pct.	Pts.	Avg.
1983	32	104	217	.479	56	88	.636	264	8.3
1984	28	183	256	.514	111	152	.730	477	17.0
1985	33	209	373	.560	111	156	.712	529	16.0
1986	29	235	407	.577	129	155	.832	599	20.7
Total	122	731	1,253	.583	407	551	.739	1,869	15.3



6. JERRY HARPER 1,861

Year	G	FGM	FGA	Pct.	FTM	FTA	Pct.	Pts.	Avg.
1953	21	140	395	.354	93	167	.557	373	17.8
1954	24	169	419	.403	89	161	.553	427	17.8
1955	24	190	458	.415	125	213	.586	505	21.0
1956	24	184	451	.408	166	243	.682	556	23.2
Total	93	683	1,723	.403	473	784	.603	1,861	20.0



7. JAMES ROBINSON 1,813

Year	G	FGM	FGA	Pct.	3PM	3PA	Pct.	FTM	FTA	Pct.	Pts.	Avg.
1991	33	194	413	.470	64	153	.418	102	146	.699	554	16.8
1992	34	237	533	.445	83	232	.358	104	146	.712	661	19.4
1993	29	202	481	.420	78	222	.351	116	170	.682	598	20.6
Total	96	633	1,427	.444	225	607	.371	322	465	.697	1,813	18.9



8. ERWIN DUDLEY 1,775

Year	G	FGM	FGA	Pct.	3FG	3FA	Pct.	FTM	FTA	Pct.	Pts.	Avg.
2000	29	109	219	.498	2	3	.667	78	103	.757	298	10.3
2001	36	210	397	.529	0	0	.000	97	160	.606	517	14.4
2002	35	207	372	.556	1	1	1.000	116	171	.678	531	15.2
2003	29	162	313	.518	1	3	.333	104	145	.717	429	14.8
Total	129	688	1,301	.529	4	7	.571	395	579	.682	1,775	13.8

RECORDS & HISTORY

ALABAMA'S 1,000-POINT SCORERS



9. BRIAN WILLIAMS 1,759

Year	G	FGM	FGA	Pct.	3PM	3PA	Pct.	FTM	FTA	Pct.	Pts.	Avg.
1996	30	101	264	.383	36	110	.327	73	91	.802	311	10.4
1997	31	136	359	.379	74	191	.387	85	108	.787	431	13.9
1998	31	163	454	.395	85	248	.343	88	108	.815	499	16.1
1999	30	162	427	.379	68	189	.360	126	147	.857	518	17.3
Total	122	562	1,504	.374	263	738	.356	372	454	.819	1,759	17.3



10. MICHAEL ANSLEY 1,749

Year	G	FGM	FGA	Pct.	3PM	3PA	Pct.	FTM	FTA	Pct.	Pts.	Avg.
1986	33	87	144	.604	0	0	.000	21	39	.538	195	5.9
1987	33	145	243	.597	0	0	.000	73	109	.670	363	11.0
1988	31	218	389	.564	0	1	.000	125	171	.731	561	18.1
1989	31	255	446	.572	1	4	.250	119	155	.768	630	20.3
Total	128	705	1,222	.578	1	5	.200	338	474	.713	1,749	13.7



11. BOBBY LEE HURT 1,697

Year	G	FGM	FGA	Pct.	FTM	FTA	Pct.	Pts.	Avg.
1982	31	126	204	.618	65	110	.591	317	10.2
1983	32	190	311	.611	111	160	.694	491	15.3
1984	30	168	253	.664	131	181	.719	467	15.6
1985	33	162	256	.633	98	165	.594	422	12.8
Total	126	646	1,024	.631	405	617	.656	1,697	13.5



12. JAMYCHAL GREEN 1,656

Year	G	FGM	FGA	Pct.	3FG	3FGA	Pct.	FTM	FTA	Pct.	Pts.	Avg.
2009	32	126	234	.538	0	1	.000	76	107	.710	328	10.3
2010	31	162	327	.495	0	5	.000	114	164	.695	438	14.1
2011	34	190	374	.508	1	1	1.000	146	198	.737	527	15.5
2012	26	136	249	.546	2	10	.200	89	129	.690	363	14.0
Total	123	614	1,184	.519	3	17	.176	425	598	.711	1,656	13.5



13. ALONZO GEE 1,630

Year	G	FGM	FGA	Pct.	3FG	3FA	Pct.	FTM	FTA	Pct.	Pts.	Avg.
2006	31	103	213	.484	24	81	.296	37	72	.514	267	8.6
2007	32	148	319	.464	28	83	.337	79	122	.648	403	12.6
2008	33	169	403	.419	36	116	.310	106	156	.679	480	14.5
2009	32	176	398	.442	27	74	.365	11	161	.627	480	15.0
Total	128	596	1,333	.447	115	354	.325	323	511	.632	1,630	12.7



14. ROBERT HORRY 1,591

Year	G	FGM	FGA	Pct.	3PM	3PA	Pct.	FTM	FTA	Pct.	Pts.	Avg.
1989	31	79	185	.427	4	13	.308	38	59	.644	200	6.5
1990	35	75	157	.472	50	117	.427	36	55	.655	457	13.1
1991	32	133	296	.449	33	98	.337	82	102	.804	381	11.9
1992	35	202	417	.484	42	120	.350	119	173	.688	553	15.8
Total	131	481	1,054	.456	129	348	.371	275	377	.729	1,591	12.1



15. MELVIN CHEATUM 1,575

Year	G	FGM	FGA	Pct.	3PM	3PA	Pct.	FTM	FTA	Pct.	Pts.	Avg.
1988	31	112	258	.434	0	4	.000	70	95	.737	294	9.5
1989	28	75	157	.472	2	2	1.000	36	55	.655	188	6.7
1990	35	215	415	.484	0	7	.000	224	307	.729	548	15.7
1991	33	217	450	.482	3	8	.375	108	151	.715	545	16.5
Total	127	619	1,280	.484	5	21	.238	438	608	.720	1,575	12.4



16. ERIC WASHINGTON 1,532

Year	G	FGM	FGA	Pct.	3FG	3FA	Pct.	FTM	FTA	Pct.	Pts.	Avg.
1994	17	23	57	.404	5	28	.179	8	11	.727	59	3.5
1995	33	141	307	.459	69	172	.401	42	52	.808	393	11.9
1996	32	200	469	.426	113	279	.405	83	105	.790	596	18.5
1997	30	167	389	.429	75	199	.377	75	97	.773	484	16.1
Total	112	531	1,222	.434	262	678	.386	208	265	.784	1,532	13.7

ALABAMA'S 1,000-POINT SCORERS

36. GARY ELLIOTT		1,210			
Year	G	FGM FGA Pct.	FTM FTA Pct.	Pts.	Avg.
1967	26	145 294 .493	53 69 .768	343	13.2
1968	26	174 398 .437	78 98 .796	426	16.3
1969	24	179 464 .386	83 98 .847	441	18.4
Total	76	498 1,156 .431	214 265 .808	1,210	15.9

37. ALAN HOUSE		1,206			
Year	G	FGM FGA Pct.	FTM FTA Pct.	Pts.	Avg.
1970	25	133 283 .470	85 110 .773	351	14.0
1971	26	161 313 .514	144 186 .774	466	17.9
1972	26	147 306 .480	95 120 .792	389	15.0
Total	77	441 902 .489	324 416 .779	1,206	15.7

38. JIM FARMER		1,197				
Year	G	FGM FGA Pct.	3PM 3PA Pct.	FTM FTA Pct.	Pts.	Avg.
1984	12	7 24 .291	0 0 .000	7 13 .538	21	1.8
1985	33	82 186 .441	0 0 .000	45 65 .692	209	6.3
1986	33	168 326 .491	0 0 .000	85 114 .746	421	12.8
1987	33	196 421 .466	36 93 .387	118 133 .887	546	16.5
Total	111	453 957 .473	36 93 .387	255 325 .785	1,197	10.8

39. RICKEY BROWN		1,195			
Year	G	FGM FGA Pct.	FTM FTA Pct.	Pts.	Avg.
1974	26	61 155 .394	69 90 .767	191	7.3
1975	27	74 184 .402	34 58 .586	182	6.7
1976	28	118 296 .399	86 120 .717	322	11.5
1977	31	194 459 .423	112 151 .742	500	16.1
Total	112	447 1,094 .409	301 419 .718	1,195	10.7

40. RETIN OBASOHAN		1,176				
Year	G	FGM FGA Pct.	3FG 3FA Pct.	FTM FTA Pct.	Pts.	Avg.
2013	31	37 99 .374	10 35 .286	37 48 .771	121	3.9
2014	30	83 218 .381	14 57 .246	104 156 .667	284	9.5
2015	31	67 150 .447	17 45 .378	40 66 .606	191	6.2
2016	33	193 410 .471	48 129 .372	146 209 .699	580	17.6
Total	125	380 877 .433	89 266 .335	327 479 .683	1,176	9.4

41. TONY MITCHELL		1,128				
Year	G	FGM FGA Pct.	3FG 3FA Pct.	FTM FTA Pct.	Pts.	Avg.
2010	30	113 232 .487	15 57 .263	24 58 .586	275	9.2
2011	37	228 437 .522	31 98 .316	77 117 .658	564	15.2
2012	22	117 260 .450	23 74 .311	32 52 .615	289	13.1
Total	89	458 929 .493	69 229 .301	143 227 .630	1,128	12.7

42. RODNEY COOPER		1,122				
Year	G	FGM FGA Pct.	3FG 3FA Pct.	FTM FTA Pct.	Pts.	Avg.
2012	31	56 146 .384	20 69 .290	26 31 .839	158	5.1
2013	35	136 339 .401	40 133 .301	46 72 .639	358	10.2
2014	32	82 235 .349	29 110 .264	46 62 .742	239	7.5
2015	33	127 268 .474	49 131 .374	64 80 .800	367	11.1
Total	131	407 988 .406	138 443 .312	182 245 .743	1,122	8.6

43. RONALD STEELE		1,113				
Year	G	FGM FGA Pct.	3FG 3FA Pct.	FTM FTA Pct.	Pts.	Avg.
2005	32	80 169 .473	41 96 .427	52 64 .813	253	7.9
2006	31	133 320 .416	54 131 .412	124 139 .892	444	14.3
2007	26	71 185 .384	46 111 .414	35 40 .875	223	8.6
2009	15	56 153 .366	37 97 .381	44 51 .863	193	12.9
Total	104	340 827 .411	178 435 .409	255 294 .867	1,113	10.7

44. RAY ODUMS		1,112			
Year	G	FGM FGA Pct.	FTM FTA Pct.	Pts.	Avg.
1972	26	166 347 .478	49 79 .620	381	14.6
1973	30	174 387 .450	55 82 .671	403	13.4
1974	26	139 291 .478	50 80 .625	328	12.6
Total	82	479 1,025 .467	154 241 .639	1,112	13.6

45. TERRANCE MEADE		1,110				
Year	G	FGM FGA Pct.	3FG 3FA Pct.	FTM FTA Pct.	Pts.	Avg.
2000	28	104 250 .416	60 142 .423	53 74 .716	321	11.5
2001	36	129 316 .408	58 168 .345	72 95 .758	388	10.8
2002	35	92 233 .395	45 136 .331	66 99 .667	295	8.4
2003	25	35 103 .340	19 69 .275	17 25 .680	106	4.2
Total	124	360 902 .399	182 515 .353	208 293 .710	1,110	9.0

46. JIMMY HOLLON		1,080			
Year	G	FGM FGA Pct.	FTM FTA Pct.	Pts.	Avg.
1970	26	1960 430 .456	112 142 .789	504	19.4
1971	25	149 345 .432	78 102 .765	376	15.0
1972	26	78 179 .436	44 50 .800	200	7.7
Total	77	423 954 .443	234 294 .796	1,080	14.0

47. CHUCK DAVIS		1,060				
Year	G	FGM FGA Pct.	3FGM 3FA Pct.	FTM FTA Pct.	Pts.	Avg.
2003	13	8 22 .364	1 2 .500	2 10 .210	19	1.5
2004	33	143 278 .514	2 6 .333	93 134 .694	381	11.5
2005	32	154 272 .566	2 15 .133	136 173 .786	446	13.9
2007	13	80 142 .563	7 22 .318	47 62 .758	214	16.5
Total	91	385 714 .539	12 45 .267	268 379 .726	1,060	11.6

48. MARK GOTTFRIED		1,056			
Year	G	FGM FGA Pct.	FTM FTA Pct.	Pts.	Avg.
1983	27	80 179 .447	55 77 .740	212	8.1
1985	33	113 265 .426	50 60 .833	276	8.4
1986	33	103 213 .484	23 28 .821	229	6.9
1987	33	112 238 .471	34 45 .756	339	10.3
Total	126	408 894 .456	162 210 .771	1,056	8.4

49. SENARIO HILLMAN		1,032				
Year	G	FGM FGA Pct.	3FGM 3FA Pct.	FTM FTA Pct.	Pts.	Avg.
2007	32	57 132 .432	6 41 .146	17 34 .500	137	4.3
2008	32	161 378 .426	29 101 .287	62 84 .738	413	12.9
2009	31	95 248 .383	21 63 .333	33 46 .717	244	7.9
2010	37	96 241 .398	12 56 .214	34 44 .779	238	6.4
Total	132	409 999 .406	68 261 .261	146 208 .702	1,032	7.8

50. DONTA HALL		1,014				
Year	G	FGM FGA Pct.	3FGM 3FA Pct.	FTM FTA Pct.	Pts.	Avg.
2016	32	36 60 .600	0 0 .000	18 42 .429	90	2.8
2017	34	79 120 .658	0 0 .000	45 75 .600	203	6.0
2018	34	151 208 .726	0 0 .000	60 108 .556	362	10.6
2019	34	133 216 .616	1 1 1.000	89 124 .718	356	10.5
Total	132	400 605 .661	1 1 1.000	213 351 .607	1,014	7.5



Leon Douglas is the only player in Alabama program history to rank in the top three in both career points (3rd) and career rebounds (T-2nd).

RECORDS & HISTORY

REBOUNDING RECORDS

SINGLE GAME REBOUNDING

	Reb.	Player	Opponent	Date
1.	33	Jerry Harper	Louisiana College	Jan. 21, 1956
2.	28	Harry Hammonds	Massachusetts	Dec. 18, 1965
		Jerry Harper	Mississippi State	1956
		Jerry Harper	Georgia Tech	1956
		Jerry Harper	Vanderbilt	1956
6.	27	Jery Harper	Auburn	March 5, 1955
7.	25	Leon Douglas	Kentucky	Jan. 20, 1975
		Jerry Harper	St. John's	Dec. 17, 1955
9.	24	Jerry Harper	Bradley	Dec. 14, 1953
10.	23	Richard Hendrix	Troy	Nov. 9, 2007
		Reggie King	Oklahoma State	Dec. 17, 1976
12.	22	Wendell Hudson	Vanderbilt	Jan. 13, 1973
		Alan House	Mississippi State	March 4, 1971
		Jim Bogan	Mississippi State	Jan. 7, 1957
		Jim Fulmer	Canisius	Dec. 22, 1956
16.	21	Leon Douglas	Arizona State	March 15, 1975
17.	20	Roy Rogers	Vanderbilt	Jan. 3, 1996
		Antonio McDyess	Arkansas	March 11, 1995
		Eddie Phillips	Georgia	Feb. 11, 1980
		Reggie King	Auburn	Jan. 28, 1978
		Reggie King	Indiana	Dec. 27, 1977
		Leon Douglas	Georgia	March 1, 1976
		Leon Douglas	Ole Miss	Jan. 13, 1975
		T.R. Dunn	Auburn	Feb. 2, 1974
		Wendell Hudson	Texas	Dec. 4, 1971
		Harry Hammonds	Tulane	Feb. 5, 1966
		Bob Andrews	Howard	Dec. 7, 1963

SEASON REBOUNDING

	Reb.	Player	Games	Avg.	Year
1.	517	Jerry Harper	24	21.5	1955-56
2.	456	Jerry Harper	24	19.0	1954-55
3.	383	Jim Fulmer	26	14.7	1956-57
4.	362	Wendell Hudson	30	12.1	1972-73
5.	361	Erwin Dudley	36	10.0	2000-01
6.	359	Reggie King	27	13.3	1977-78
7.	358	Jerry Harper	21	17.0	1952-53
8.	357	Jerry Harper	24	14.9	1953-54
9.	353	Leon Douglas	27	13.1	1974-75
10.	348	Leon Douglas	28	12.4	1975-76
11.	343	Eddie Phillips	20	11.4	1979-80
12.	340	Wendell Hudson	26	13.1	1971-72
13.	337	Antonio McDyess	33	10.2	1994-95
14.	328	Reggie King	30	10.9	1976-77
15.	327	Reggie King	33	9.9	1978-79
16.	323	Richard Hendrix	32	10.1	2007-08
17.	321	Leon Douglas	30	10.7	1972-73
18.	313	Erwin Dudley	35	8.9	2001-02
19.	310	Buck Johnson	33	9.4	1984-85
20.	303	Alan House	26	11.6	1970-71
21.	301	Harry Hammonds	26	11.6	1965-66
22.	299	Roy Rogers	32	9.3	1995-96
23.	298	Donta Hall	34	8.8	2018-19
24.	296	Robert Horry	35	8.5	1991-92
25.	295	Michael Ansley	31	9.2	1987-88
26.	285	Bobby Lee Hurt	32	8.9	1982-83
27.	284	Michael Ansley	31	9.2	1989-90
28.	283	Eddie Phillips	29	9.8	1981-82
	283	Bobby Lee Hurt	33	8.6	1985-86
30.	276	Erwin Dudley	29	9.5	2003-04
	276	Jermareo Davidson	31	8.9	2006-07
32.	273	Bobby Lee Hurt	28	9.1	1984-85
33.	279	Richard Hendrix	32	8.7	2006-07
34.	270	Jeremy Hays	32	8.4	1999-00
35.	265	Reggie King	28	9.5	1976-77
36.	262	Derrick McKey	33	7.9	1986-87
	262	Melvin Cheatum	33	7.7	1991-92
38.	261	Tony Mitchell	37	7.1	2010-11
39.	259	Michael Ansley	33	7.8	1987-88
40.	258	Eddie Phillips	30	8.6	1982-83
41.	257	Leon Douglas	26	9.9	1974-75
42.	256	JaMychal Green	34	7.5	2010-11
	256	Demetrius Alexander	31	7.3	1998-99
44.	254	Rich Deppe	24	10.6	1969-70

45.	252	Jermareo Davidson	32	7.9	2005-06
	252	Jason Caffey	29	8.7	1993-94
	252	Alan House	25	10.1	1970-71
48.	251	Glen Garrett	30	8.4	1973-74
49.	249	Jason Caffey	31	8.0	1995-96
50.	248	David Benoit	31	8.0	1989-90

SEASON REBOUNDING AVERAGE

	Avg.	Player	Games	Reb.	Year
1.	21.5	Jerry Harper	24	517	1955-56
2.	19.0	Jerry Harper	24	456	1954-55
3.	17.0	Jerry Harper	21	358	1952-53
4.	14.9	Jerry Harper	24	357	1953-54
5.	14.7	Jim Fulmer	26	383	1956-57
6.	13.3	Reggie King	27	359	1977-78
7.	13.1	Leon Douglas	27	353	1974-75
	13.1	Wendell Hudson	26	340	1971-72
9.	12.4	Leon Douglas	28	348	1975-76
10.	12.1	Wendell Hudson	30	362	1972-73

CAREER REBOUNDING

	Reb.	Player	Games	Avg.	Years
1.	1,688	Jerry Harper	93	18.2	1953-56
2.	1,279	Leon Douglas	111	11.5	1973-76
	1,279	Reggie King	119	10.7	1976-79
4.	1,184	Erwin Dudley	129	9.2	2000-02
5.	1,129	Eddie Phillips	122	9.3	1979-82
6.	1,014	Donta Hall	135	6.3	2016-19
7.	1,012	Bobby Lee Hurt	126	8.0	1982-85
8.	968	Michael Ansley	128	7.6	1986-89
9.	933	Buck Johnson	122	7.6	1983-86
10.	929	Robert Horry	135	7.1	1989-92
11.	918	Jermareo Davidson	126	7.3	2004-07
12.	912	JaMychal Green	123	7.4	2009-12
13.	849	Richard Hendrix	94	8.9	2006-08
14.	826	Wendell Hudson	69	11.9	1971-73
15.	795	Alan House	77	10.3	1970-72
16.	785	Melvin Cheatum	127	6.2	1988-91
17.	779	Phillip Lockett	123	6.3	1979-82
18.	751	Jason Caffey	119	6.3	1992-95
19.	749	T.R. Dunn	111	6.8	1974-77
20.	730	Alonzo Gee	128	5.7	2006-09

CAREER REBOUNDING AVERAGE

	Avg.	Player	Years
1.	18.2	Jerry Harper	1953-56
2.	12.0	Wendell Hudson	1971-73
3.	11.5	Leon Douglas	1973-76
4.	10.8	Reggie King	1976-79
5.	10.3	Alan House	1970-72
6.	9.4	Jim Fulmer	1956-58
7.	9.3	Antonio McDyess	1994-95
	9.3	Eddie Phillips	1979-82
9.	9.2	Erwin Dudley	2000-03
	9.2	Rich Deppe	1967-69

RECORDS & HISTORY

FIELD GOALS MADE

SINGLE GAME

	FGM	Player	Opponent	Date
1.	22	Mike Nordholz	Southern Miss	Dec. 12, 1966
2.	18	Reggie King	Virginia	March 12, 1979
3.	17	Bob Andrews	Florida State	Dec. 7, 1964
	17	Jack Kubiszyn	Ole Miss	Dec. 28, 1957
	17	Jerry Harper	Louisiana College	Dec. 12, 1956
	17	Jerry Harper	Kentucky	Feb. 26, 1956
7.	16	Antonio McDyess	Pennsylvania	Feb. 16, 1995
	16	Leon Douglas	North Carolina	March 13, 1976
	16	Bob Andrews	Tulane	Feb. 13, 1965
10.	15	Reggie King	Kentucky	March 1, 1979

SINGLE SEASON

	FGM	Player	Year
1.	289	Reggie King	1978-79
2.	262	Wendell Hudson	1972-73
3.	255	Michael Ansley	1988-89
4.	247	Derrick McKey	1986-87
5.	237	James Robinson	1991-92
6.	235	Buck Johnson	1985-86
7.	228	Tony Mitchell	2010-11
	228	Leon Douglas	1975-76
	228	Leon Douglas	1974-75
10.	227	Latrell Sprewell	1991-92

CAREER

	FGM	Player	Years
1.	842	Reggie King	1976-79
2.	780	Leon Douglas	1973-76
3.	770	Eddie Phillips	1979-82
4.	731	Buck Johnson	1983-86
5.	705	Michael Ansley	1986-89
6.	694	Jerry Harper	1953-56
7.	688	Erwin Dudley	2000-03
8.	653	Ken Johnson	1978-81
9.	646	Bobby Lee Hurt	1982-85
10.	638	Trevor Releford	2011-14

FIELD GOALS ATTEMPTED

SINGLE GAME

	FGA	Player	Opponent	Date
1.	39	Jack Kubiszyn	Mississippi College	Jan. 2, 1957
2.	35	Jack Kubiszyn	Ole Miss	Dec. 28, 1957
3.	33	Mike Nordholz	Southern Miss	Dec. 12, 1966
	33	Jerry Harper	Kentucky	Feb. 25, 1956
5.	32	Jack Kubiszyn	Mississippi College	Jan. 2, 1957
6.	30	Reggie King	Virginia	March 12, 1979
7.	29	Jerry Harper	Louisiana College	Jan. 21, 1956
8.	28	Robert Horry	Ole Miss	Jan. 22, 1992
	28	Gary Elliott	Mississippi State	Feb. 1, 1969
	28	Gary Elliott	LSU	Jan. 4, 1969
	28	Gary Blagburn	Tennessee	Feb. 26, 1962

SINGLE SEASON

	FGA	Player	Year
1.	557	Jack Kubiszyn	1957-58
2.	553	James Robinson	1991-92
3.	507	Reggie King	1978-79
4.	495	Rod Grizzard	2000-01
5.	481	James Robinson	1992-93
	481	Jim Fulmer	1956-57
7.	480	George Linn	1954-55
8.	471	Leon Douglas	1975-76
	471	George Linn	1955-56
10.	469	Eric Washington	1995-96

CAREER

	FGA	Player	Years
1.	1,723	Jerry Harper	1953-56
2.	1,551	Leon Douglas	1973-76
3.	1,514	Reggie King	1976-79
4.	1,504	Brian Williams	1996-99
5.	1,446	Eddie Phillips	1979-82
6.	1,427	James Robinson	1991-93
7.	1,420	George Linn	1953-56
8.	1,374	Ken Johnson	1978-81
9.	1,345	Charles Cleveland	1973-75
10.	1,333	Alonzo Gee	2006-09

FIELD GOAL PERCENTAGE

SINGLE SEASON (minimum 200 attempts)

	PCT	Player	FG-FGA	Season
1.	.726	Donta Hall	151-of-208	2017-18
2.	.664	Bobby Lee Hurt	168-of-253	1983-84
3.	.636	Derrick McKey	178-of-280	1985-86
4.	.633	Bobby Lee Hurt	162-of-256	1984-85
5.	.629	Richard Hendrix	186-of-309	2006-07
6.	.618	Bobby Lee Hurt	126-of-204	1981-82
7.	.616	Donta Hall	133-of-216	2018-19
8.	.611	Bobby Lee Hurt	190-of-311	1982-83
9.	.602	Eddie Phillips	201-of-334	1978-79
10.	.597	Michael Ansley	145-of-243	1986-87

CAREER (minimum 800 attempts)

	PCT	Player	FG-FGA	Years
1.	.631	Bobby Lee Hurt	646-of-1,024	1982-85
2.	.583	Buck Johnson	731-of-1,253	1983-86
3.	.580	Derrick McKey	499-of-860	1985-87
4.	.578	Michael Ansley	705-of-1,222	1986-89
5.	.556	Reggie King	842-of-1,514	1976-79
6.	.534	Wendell Hudson	538-of-1,007	1971-73
7.	.533	Eddie Phillips	770-of-1,446	1979-82
8.	.529	Erwin Dudley	688-of-1,301	2000-03
9.	.519	JaMychal Green	614-of-1,184	2009-12
10.	.503	Leon Douglas	780-of-1,551	1973-76

RECORDS & HISTORY

THREE-POINT FIELD GOALS MADE

SINGLE GAME

3FGM	Player	Opponent	Date
1. 10	John Petty Jr.	Alabama A&M	Nov. 17, 2017
2. 8	Riley Norris	South Carolina	Jan. 13, 2016
8	Mykal Riley	Florida	March 13, 2008
8	Mykal Riley	South Carolina	Feb. 16, 2008
8	Jean Felix	Marquette	March 16, 2006
8	Earnest Shelton	Ole Miss	March 11, 2005
8	Alvin Lee	Southern California	Dec. 7, 1987
8	Mark Gottfried	Vanderbilt	Feb. 10, 1987
9. 7	Corban Collins	LSU	Jan. 14, 2017
7	Earnest Shelton	Florida	March 12, 2004
7	Damon Bacote	Kentucky	Jan. 21, 1998
7	Brian Williams	Florida	March 6, 1997
7	Eric Washington	Illinois	March 23, 1996
7	Eric Washington	Mercer	Dec. 16, 1995
7	Latrell Sprewell	Texas A&M	Feb. 5, 1992
7	Alvin Lee	Central Florida	Dec. 17, 1988
7	Mark Gottfried	Furman	Dec. 1, 1986

SINGLE SEASON

3FGM	Player	Year
1. 113	Eric Washington	1995-96
2. 103	Mykal Riley	2007-08
3. 91	Earnest Shelton	2004-05
4. 90	John Petty Jr.	2017-18
5. 85	Brian Williams	1997-98
6. 83	James Robinson	1991-92
7. 81	Mark Gottfried	1991-92
8. 78	James Robinson	1992-93
9. 75	Eric Washington	1996-97
10. 74	Brian Williams	1996-97

CAREER

3FGM	Player	Years
1. 263	Brian Williams	1996-99
2. 262	Eric Washington	1994-97
3. 245	Earnest Shelton	2002-05
4. 225	James Robinson	1991-93
5. 182	Terrance Meade	2000-02
6. 180	Mykal Riley	2007-08
7. 178	Ronald Steele	2005-09
8. 174	Marvin Orange	1993-96
9. 167	Rod Grizzard	2000-02
10. 166	Trevor Lacey	2011-13

THREE-POINT FIELD GOAL PERCENTAGE

SINGLE GAME (minimum 7 attempts)

Pct.	Player	Opponent	Date
1. .875	7-8 Ronald Steele	Arkansas	Feb. 21, 2006
2. .857	7-8 Robert Horry	Vanderbilt	Feb. 9, 1990
.857	6-7 Mark Gottfried	Mississippi State	Feb. 4, 1987
4. .800	8-10 Mykal Riley	South Carolina	Feb. 16, 2008
5. .769	10-13 John Petty Jr.	Alabama A&M	Nov. 17, 2017
6. .750	6-8 Marvin Orange	Auburn	March 11, 1994
.750	6-8 Robert Horry	Colorado State	March 16, 1990
.750	6-8 Tevin Mack	Kentucky	Jan. 5, 2019
9. .727	8-11 Riley Norris	South Carolina	Jan. 13, 2016
.727	8-11 Jean Felix	Marquette	March 16, 2006
.727	8-11 Alvin Lee	Southern California	Dec. 7, 1987

THREE-POINT FIELD GOALS ATTEMPTED

SINGLE GAME

3FGA	Player	Opponent	Date
1. 24	Brian Williams	Weber State	Dec. 21, 1999
2. 23	Rod Grizzard	South Carolina	March 9, 2000
3. 20	Rod Grizzard	Auburn	Feb. 22, 2000
4. 19	Rod Grizzard	Auburn	Feb. 2, 2000
5. 18	Rod Grizzard	Arkansas	Feb. 9, 2000
6. 17	Rod Grizzard	Florida	Jan. 22, 2000
17	Rod Grizzard	St. Louis	Nov. 14, 1999
8. 16	Earnest Shelton	Florida	March 12, 2004
16	Rod Grizzard	Tennessee	Feb. 26, 2000
16	Brian Williams	Ole Miss	Feb. 7, 1998

SINGLE SEASON

3FGA	Player	Year
1. 279	Eric Washington	1995-96
2. 248	Brian Williams	1997-98
3. 242	John Petty Jr.	2017-18
4. 238	Mykal Riley	2007-08
5. 232	James Robinson	1991-92
6. 229	Earnest Shelton	2004-05
7. 222	James Robinson	1992-93
8. 220	Earnest Shelton	2003-04
9. 214	Rod Grizzard	2000-01
10. 208	Mykal Riley	2006-07

CAREER

3FGA	Player	Years
1. 738	Brian Williams	1996-99
2. 681	Earnest Shelton	2001-04
3. 678	Eric Washington	1994-97
4. 607	James Robinson	1991-93
5. 550	Rod Grizzard	2000-02
6. 515	Terrance Meade	2000-02
7. 478	Marvin Orange	1993-96
8. 446	Trevor Releford	2011-14
446	Mykal Riley	2006-08
10. 443	Rodney Cooper	2012-15

BOLD denotes current player

SEASON (minimum 1.5 made per game)

Pct.	Player	3FG-FGA	Year
1. .515	Gary Waites	52-of-101	1990-91
2. .485	Mark Gottfried	81-of-167	1986-87
3. .480	Alvin Lee	72-of-150	1987-88
4. .465	Alvin Lee	60-of-129	1988-89
5. .442	Travis Stinnett	42-of-95	2000-01
6. .436	Antoine Pettway	34-of-78	2002-03
7. .433	Mykal Riley	103-of-238	2007-08
8. .432	Kennedy Winston	60-of-139	2004-05
9. .430	Marvin Orange	58-of-135	1993-94
10. .429	Brandon Hollinger	30-of-70	2006-07

CAREER (minimum 100 attempts)

Pct.	Player	3FG-FGA	Years
1. .485	Mark Gottfried	81-of-167	1985-87
2. .473	Alvin Lee	132-of-279	1988-89
3. .421	Ronald Steele	141-of-338	2005-07
4. .404	Mykal Riley	180-of-446	2007-08
5. .401	Gary Waites	91-of-227	1988-91
6. .400	Keith Askins	108-of-270	1987-90
7. .399	Latrell Sprewell	73-of-183	1991-92
8. .394	Arthur Edwards	71-of-180	2015-16
9. .392	Travis Stinnett	58-of-148	1999-2002
10. .391	Antoine Pettway	118-of-302	2001-04
.391	Bryan Passink	61-of-156	1993-95

FREE THROWS MADE

SINGLE GAME

	FT	Player	Opponent	Date
1.	18	Paul Ellis	Ole Miss	Feb. 7, 1972
2.	17	Levi Randolph	Ole Miss	March 3, 2015
	17	Jerry Harper	Georgia	Jan. 28, 1956
	17	Jim Fulmer	Auburn	Jan. 19, 1957
	17	Jim Fulmer	Georgia	Jan. 28, 1957
	17	Bob Andrews	Florida State	Feb. 7, 1964
7.	16	Lloyd Johnson	Florida	Feb. 7, 1959
8.	15	Collin Sexton	Arizona	Dec. 9, 2017
	15	Erwin Dudley	Arkansas	Feb. 5, 2003
	15	Schea Cotton	Arkansas	Jan. 19, 2000
	15	Schea Cotton	Ole Miss	Jan. 29, 2000
	15	Reggie King	Ohio State	March 21, 1979
	15	Jack Kubiszyn	Howard	Jan. 27, 1958

SINGLE SEASON

	FT	Player	Year
1.	196	Collin Sexton	2017-18
2.	189	Jim Fulmer	1956-57
3.	183	Bob Andrews	1964-65
4.	179	Jack Kubiszyn	1957-58
5.	169	Reggie King	1978-79
6.	166	Jerry Harper	1955-56
7.	148	Jack Kubiszyn	1956-57
8.	147	Rod Grizzard	2000-01
9.	146	Levi Randolph	2014-15
	146	JaMychal Green	2010-11

CAREER

	FT	Player	Years
1.	484	Reggie King	1976-79
2.	473	Jerry Harper	1953-56
3.	441	Bob Andrews	1963-65
4.	437	Trevor Releford	2011-14
5.	431	Melvin Cheatum	1988-91
6.	425	JaMychal Green	2009-12
7.	411	Levi Randolph	2012-15
8.	407	Buck Johnson	1983-86
9.	405	Bobby Lee Hurt	1982-85
10.	397	Eddie Phillips	1979-82

FREE THROWS ATTEMPTED

SINGLE GAME

	FTA	Player	Opponent	Date
1.	26	Bob Andrews	Florida State	Dec. 7, 1964
2.	22	Jim Fulmer	Auburn	Jan. 19, 1957
	22	Jerry Harper	Georgia	Jan. 28, 1956
4.	21	Richard Hendrix	Florida	Jan. 8, 2008
	21	Schea Cotton	Ole Miss	Jan. 29, 2000
6.	20	Paul Ellis	Ole Miss	Feb. 7, 1972
7.	19	Schea Cotton	Arkansas	Jan. 19, 2000
	19	Jack Kubiszyn	BYU	Dec. 30, 1957
9.	18	Schea Cotton	Louisville	Dec. 11, 1999
	18	Jason Caffey	Mississippi State	March 2, 1994

SINGLE SEASON

	FTA	Player	Year
1.	263	Jim Fulmer	1956-57
2.	252	Collin Sexton	2017-18
3.	243	Jerry Harper	1955-56
4.	236	Reggie King	1978-79
5.	234	Bob Andrews	1964-65
6.	233	Jack Kubiszyn	1957-58
7.	213	Jerry Harper	1954-55
8.	207	Reggie King	1977-78
9.	206	Jack Kubiszyn	1956-57
10.	204	Leon Douglas	1975-76

CAREER

	FTA	Player	Years
1.	784	Jerry Harper	1953-56
2.	735	Reggie King	1976-79
3.	617	Bobby Lee Hurt	1982-85
4.	609	Eddie Phillips	1979-82
5.	608	Melvin Cheatum	1988-91
6.	598	JaMychal Green	2009-12
7.	592	Leon Douglas	1973-76
8.	581	Bob Andrews	1963-65
9.	579	Erwin Dudley	2000-03
10.	551	Buck Johnson	1983-86

FREE THROW PERCENTAGE

SINGLE GAME (minimum 10 attempts)

	Pct.	Player	Opponent	Date
1.	1.000	Kira Lewis Jr.	Wichita State	Nov. 18, 2018
	1.000	Dazon Ingram	LSU	Jan. 13, 2018
	1.000	Dazon Ingram	Mississippi State	Jan. 28, 2017
	1.000	Retin Obasohan	LSU	Feb. 17, 2016
	1.000	Levi Randolph	Ole Miss	March 3, 2015
	1.000	JaMychal Green	Oklahoma State	Dec. 18, 2010
	1.000	Melvin Cheatum	Towson	Dec. 28, 1990
	1.000	Robert Horry	Mississippi State	Feb. 13, 1990
	1.000	Alvin Lee	Vanderbilt	Feb. 27, 1988
	1.000	Terry Coner	LSU	March 9, 1987
	1.000	Terry Coner	Mississippi State	Jan. 2, 1986
	1.000	Terry Coner	Florida State	Dec. 16, 1985
	1.000	Terry Coner	New Orleans	Dec. 27, 1984
	1.000	Eddie Phillips	St. John's	March 14, 1982
	1.000	Bobby Lee Hurt	UT-Martín	Dec. 1, 1981
	1.000	Ken Johnson	Florida	Jan. 24, 1981
	1.000	Robert Scott	Kentucky	Jan. 12, 1980
17.	.941	Erwin Dudley	Arkansas	Feb. 5, 2003
	.941	Lloyd Johnson	Florida	Feb. 7, 1959

SEASON (minimum 80 attempts)

	Pct.	Player	FT-FTA	Year
1.	.892	Ronald Steele	124-of-139	2005-06
2.	.890	Justin Coleman	73-of-82	2015-16
3.	.887	Jim Farmer	118-of-133	1986-87
4.	.884	Mikhail Torrance	76-of-86	2008-09
5.	.865	Mikhail Torrance	135-of-156	2009-10
6.	.863	Charles Perry	87-of-101	1963-64
7.	.862	Derrick McKey	100-of-116	1986-87
8.	.857	Mo Williams	84-of-98	2001-02
9.	.848	Trevor Releford	128-of-151	2013-14
10.	.847	J.W. Berry	77-of-91	1962-63

CAREER (minimum 200 attempts)

	Pct.	Player	FT-FTA	Years
1.	.867	Ronald Steele	255-of-294	2005-09
2.	.862	Mikhail Torrance	244-of-283	2006-09
3.	.847	Mo Williams	182-of-215	2002-03
4.	.836	Justin Coleman	112-of-134	2014-16
	.835	J.W. Berry	167-of-200	1962-64
6.	.814	Trevor Releford	437-of-537	2011-14
7.	.808	Gary Elliott	214-of-265	1967-69
8.	.801	Brian Williams	246-of-307	1995-98
9.	.797	Derrick McKey	212-of-266	1985-87
10.	.796	Jimmy Hollon	234-of-296	1970-72

RECORDS & HISTORY

ASSISTS

SINGLE GAME

	Assists	Player	Opponent	Date
1.	18	Ronald Steele	ETSU	Dec. 1, 2004
2.	17	Eric Richardson	Kentucky	Feb. 4, 1984
3.	14	Eric Richardson	Louisiana Tech	Dec. 18, 1982
4.	13	Terry Coner	Georgia	Jan. 5, 1985
	13	James Sanders	Arizona	March 18, 1990
6.	12	Ennis Whatley	Georgia	March 3, 1982
7.	11	Mikhail Torrance	LSU	Jan. 27, 2010
	11	Terry Coner	Mississippi State	March 7, 1986
	11	Terry Coner	Ole Miss	March 2, 1986
	11	Terry Coner	Vanderbilt	Feb. 22, 1986
	11	Robert Scott	Kentucky	March 1, 1979

SINGLE SEASON

	Assists	Player	Year
1.	241	Terry Coner	1985-86
2.	220	Ennis Whatley	1982-83
3.	191	Gary Waites	1988-89
	191	Robert Scott	1978-79
5.	186	Eric Richardson	1983-84
6.	184	Terry Coner	1984-85
7.	178	Ennis Whatley	1981-82
8.	177	Ray Odums	1972-73
9.	176	Gary Waites	1990-91
10.	173	Terry Coner	1986-87

CAREER

	Assists	Player	Years
1.	664	Terry Coner	1984-87
2.	619	Gary Waites	1988-91
3.	463	Anthony Murray	1975-78
4.	453	Ronald Steele	2005-09
5.	444	Robert Scott	1977-80
6.	443	Eric Richardson	1981-84
7.	399	Ray Odums	1972-74
8.	398	Ennis Whatley	1982-83
9.	395	Trevor Releford	2011-14
10.	346	Brian Williams	1996-99

ASSISTS PER GAME

SEASON

	APG	Player	Year
1.	7.53	Terry Coner	1985-86
2.	6.89	Eric Richardson	1983-84
3.	6.88	Ennis Whatley	1982-83
4.	6.41	Terry Coner	1986-87
5.	6.16	Gary Waites	1988-89
6.	5.90	Ray Odums	1972-73
7.	5.79	Robert Scott	1978-79
8.	5.74	Ennis Whatley	1981-82
9.	5.58	Terry Coner	1984-85
10.	5.06	Mikhail Torrance	2006-09

CAREER

	APG	Player	Years
1.	6.32	Ennis Whatley	1982-83
2.	5.44	Terry Coner	1984-87
3.	4.87	Gary Waites	1988-91
4.	4.86	Ray Odums	1972-74
5.	4.46	Ronald Steele	2005-09

STEALS

SINGLE GAME

	Steals	Player	Opponent	Date
1.	10	Anthony Murray	Michigan	Dec. 2, 1978
2.	8	Jeremy Hays	Oregon State	Dec. 12, 1998
3.	7	Terry Coner	Auburn	March 7, 1987
	7	Jim Farmer	Appalachain State	Dec. 20, 1986
	7	Anthony Murray	Vanderbilt	Jan. 21, 1978
6.	6	Trevor Releford	Vanderbilt	Jan. 19, 2012
	6	Tony Mitchell	ULM	Dec. 5, 2009
	6	Senario Hillman	Quincy	Dec. 30, 2008
	6	Latrell Sprewell	LSU	Jan. 14, 1992
	6	Mark Gottfried	Mississippi State	Feb. 1, 1986
	6	Michael Davis	Georgia	Feb. 17, 1982

SINGLE SEASON

	Steals	Player	Year
1.	79	Anthony Murray	1977-78
2.	71	Terry Coner	1984-85
3.	70	Trevor Releford	2012-13
4.	69	Trevor Releford	2013-14
5.	67	Antoine Pettway	2003-04
6.	64	Trevor Releford	2011-12
7.	63	Latrell Sprewell	1991-92
8.	61	Ennis Whatley	1982-83
9.	60	Trevor Releford	2010-11
10.	59	Tony Mitchell	2010-11

CAREER

	Steals	Player	Years
1.	263	Trevor Releford	2011-14
2.	176	Senario Hillman	2007-10
3.	174	Terry Coner	1984-87
4.	168	Robert Horry	1989-92
5.	165	Mike Davis	1980-83
6.	158	Antoine Pettway	2001-04
7.	155	Eric Richardson	1981-84
8.	154	Retin Obasohan	2012-16
9.	150	Levi Randolph	2012-15
10.	149	Alonzo Gee	2006-09

STEALS PER GAME

SEASON

	SPG	Player	Year
1.	2.9	Anthony Murray	1977-78
2.	2.2	Trevor Releford	2013-14
	2.2	Terry Coner	1984-85
4.	2.1	Trevor Releford	2012-13
5.	2.0	Trevor Releford	2011-12
	2.0	Antoine Pettway	2003-04
	2.0	Eric Richardson	1983-84
8.	1.9	Ennis Whatley	1982-83
9.	1.8	Latrell Sprewell	1991-92
10.	1.7	Mo Williams	2001-02
	1.7	Eric Washington	1995-96
	1.7	Terry Coner	1985-86
	1.7	Mike Davis	1980-81

CAREER

	SPG	Player	Year
1.	2.0	Trevor Releford	2011-14
2.	1.5	Mykal Riley	2006-08
	1.5	Mo Williams	2001-03
	1.5	Terry Coner	1984-87
5.	1.4	Tony Mitchell	2009-11
	1.4	Latrell Sprewell	1990-92
7.	1.3	Senario Hillman	2007-10
	1.3	Alonzo Gee	2005-08
	1.3	Antoine Pettway	2001-04
	1.3	Eric Washington	1994-97
	1.3	James Robinson	1990-93
	1.3	Robert Horry	1989-92

BLOCKS

SINGLE GAME

	Blocks	Player	Opponent	Date
1.	14	Roy Rogers	Georgia	Feb. 10, 1996
2.	10	Roy Rogers	LSU	Feb. 17, 1996
3.	9	Jermareo Davidson	Southern Miss	Dec. 16, 2006
	9	Roy Rogers	Kentucky	Feb. 20, 1996
5.	8	Donta Hall	Oklahoma	Jan. 27, 2018
	8	Jermareo Davidson	Texas Southern	Nov. 25, 2006
	8	Roy Rogers	Missouri	March 18, 1996
	8	Roy Rogers	Illinois	March 13, 1996
	8	Roy Rogers	New Mexico State	Nov. 18, 1995
	8	Cedric Moore	Texas A&M	Jan. 9, 1993
	8	Phillip Lockett	Austin Peay	Nov. 29, 1979

SINGLE SEASON

	Blocks	Player	Year
1.	156	Roy Rogers	1995-96
2.	121	Robert Horry	1991-92
3.	80	Leon Douglas	1974-75
4.	78	Leon Douglas	1973-74
5.	77	Robert Horry	1990-91
	77	Leon Douglas	1975-76
7.	76	Derrick McKey	1985-86
8.	75	Derrick McKey	1986-87
9.	70	JaMychal Green	2010-11
	70	Jermareo Davidson	2006-07

CAREER

	Blocks	Player	Years
1.	286	Robert Horry	1989-92
2.	266	Roy Rogers	1993-96
3.	235	Leon Douglas	1973-76
4.	228	Donta Hall	2016-19
5.	221	Jermareo Davidson	2004-07
6.	212	JaMychal Green	2009-12
7.	205	Jimmie Taylor	2013-17
8.	188	Derrick McKey	1985-87
9.	187	Bobby Lee Hurt	1982-85
10.	152	Richard Hendrix	2006-08

BLOCKS PER GAME

SEASON

	BPG	Player	Year
1.	4.9	Roy Rogers	1995-96
2.	3.5	Robert Horry	1991-92
3.	3.0	Leon Douglas	1974-75
4.	2.3	Jermareo Davidson	2006-07
	2.3	Robert Horry	1990-91
	2.3	Derrick McKey	1986-87
	2.3	Derrick McKey	1985-86
8.	2.1	Roy Rogers	1994-95
9.	2.0	Donta Hall	2017-18
	2.0	JaMychal Green	2010-11
	2.0	Richard Hendrix	2007-08
	2.0	Antonio McDyess	1994-95

CAREER

	BPG	Player	Years
1.	2.61	Roy Rogers	1993-96
2.	2.18	Robert Horry	1989-92
3.	2.11	Leon Douglas	1973-76
4.	1.89	Derrick McKey	1985-87
5.	1.77	Antonio McDyess	1994-95
6.	1.75	Jermareo Davidson	2004-07
7.	1.73	JaMychal Green	2009-12
8.	1.69	Donta Hall	2016-19
9.	1.60	Richard Hendrix	2006-08
10.	1.54	Jimmie Taylor	2013-17

GAMES PLAYED

SINGLE SEASON

	G	Player	Years
1.	37	Charvez Davis	2010-11
	37	Ben Eblen	2010-11
	37	Senario Hillman	2010-11
	37	Chris Hines	2010-11
	37	Trevor Releford	2010-11
	37	Tony Mitchell	2010-11
7.	36	Avery Johnson Jr.	2017-18
	36	John Petty Jr.	2017-18
	36	Trevor Lacey	2012-13
	36	Levi Randolph	2012-13
	36	Erwin Dudley	2000-01
	36	Rod Grizzard	2000-01
	36	Tarik London	2000-01
	36	Terrance "Doc" Martin	2000-01
	36	Terrance Meade	2000-01
	36	Kenny Walker	2000-01
	36	Gerald Wallace	2000-01

CAREER

	G	Player	Years
1.	136	Riley Norris	2015-19
2.	135	Donta Hall	2016-19
	135	Levi Randolph	2012-15
4.	134	Trevor Releford	2011-14
5.	133	Jimmie Taylor	2013-17
	133	Robert Horry	1989-92
7.	132	Senario Hillman	2007-10
8.	131	Rodney Cooper	2012-15
9.	129	Erwin Dudley	2000-03
10.	128	Alonzo Gee	2006-09
	128	Keith Askins	1987-90
	128	Michael Ansley	1986-89

CONSECUTIVE GAMES

	G	Player	Years
1.	135	Levi Randolph	2012-15
2.	133	Jimmie Taylor	2013-17
3.	128	Alonzo Gee	2006-09
4.	128	Michael Ansley	1986-89
5.	126	Mark Gottfried	1985-87
	126	Bobby Lee Hurt	1982-85

GAMES STARTED

SEASON

	GS	Player	Year
1.	36	Trevor Lacey	2012-13
	36	Chris Hines	2010-11
	36	Trevor Releford	2010-11
	36	Erwin Dudley	2000-01
	36	Rod Grizzard	2000-01
	36	Terrance Meade	2000-01
7.	35	Levi Randolph	2012-13
	35	Erwin Dudley	2001-02
	35	Terrance Meade	2001-02
	35	Mo Williams	2001-02
	35	Robert Horry	1991-92
	35	Melvin Cheatum	1989-90
	35	Gary Waites	1989-90

CAREER

	GS	Player	Years
1.	129	Erwin Dudley	2000-03
2.	126	Trevor Releford	2011-14
3.	121	Jermareo Davidson	2004-07
	121	Eddie Phillips	1979-82
5.	120	Levi Randolph	2012-15
6.	119	Ken Johnson	1978-81
7.	117	Reggie King	1976-79
8.	116	Gary Waites	1988-91
9.	114	JaMychal Green	2009-12
	114	Melvin Cheatum	1988-91

*BOLD denotes current players

RECORDS & HISTORY

TEAM RECORDS

POINTS SCORED

Game			
1.	123	vs. South Florida (91)	Dec. 9, 1971
2.	114	vs. East Tennessee State (77)	Dec. 1, 2004
	114	vs. Morehead State (68)	Nov. 29, 1976
	114	vs. Samford (57)	Dec. 1, 1964
5.	113	vs. LSU (75)	Jan. 17, 1976

In a home game

1.	123	vs. South Florida (91)	Dec. 9, 1971
2.	114	vs. Morehead State (68)	Nov. 29, 1976
	114	vs. Samford (57)	Dec. 1, 1964
4.	113	vs. LSU (75)	Jan. 17, 1976
5.	112	vs. Georgia (76)	Feb. 13, 1954

In a road game

1.	102	at Charlotte (101) (3OT)	Dec. 4, 2004
	102	at Samford (89)	Jan. 21, 1967
3.	101	at LSU (80)	Jan. 10, 1972
	101	at Ole Miss (91)	Dec. 1, 1971
5.	100	at Tennessee (64)	Jan. 30, 1999

At a neutral site

1.	110	vs. Pennsylvania (68)	Dec. 29, 1986
	110	vs. American (87)	Nov. 25, 1978
3.	108	vs. Virginia Tech (78)	Dec. 18, 1976
	108	vs. Southern Miss (80)	Dec. 10, 1971
5.	107	vs. Cornell (84)	Dec. 1, 1972

In a season

1.	2,761	36 games	2000-01
2.	2,737	35 games	1991-92
3.	2,658	35 games	2001-02
4.	2,641	33 games	1986-87
5.	2,611	33 games	1978-79

POINTS ALLOWED

Game			
1.	122	at Southern California	Dec. 21, 1970
2.	121	at Auburn	Feb. 14, 1970
3.	117	at Vanderbilt	Feb. 20, 1967
4.	111	at Kentucky	Feb. 26, 1973
	111	at Vanderbilt	Feb. 21, 1972
	111	vs. Vanderbilt	Feb. 3, 1964

In a home game

1.	111	vs. Vanderbilt	Feb. 3, 1964
2.	104	vs. LSU	Feb. 7, 1970
3.	99	vs. Florida	March 3, 1983
	99	vs. LSU	Feb. 12, 1972
5.	97	vs. South Florida	Dec. 9, 1971
	97	vs. Florida	Feb. 8, 1964

In a road game

1.	122	at Southern California	Dec. 21, 1970
2.	121	at Auburn	Feb. 14, 1970
3.	117	at Vanderbilt	Feb. 20, 1967
4.	111	at Kentucky	Feb. 26, 1973
	111	at Vanderbilt	Feb. 21, 1972

At a neutral site

1.	103	vs. Providence	March 19, 1987
2.	102	vs. Villanova	March 20, 1977
3.	101	vs. Kentucky	March 1, 1979
4.	93	vs. Auburn	March 5, 1991
	93	vs. Arkansas	March 21, 1991
	93	vs. North Carolina	Nov. 30, 1989

In a season

1.	2,737	35 games	1991-92
2.	2,543	36 games	2017-18
3.	2,493	33 games	1978-79
4.	2,482	36 games	2000-01
5.	2,433	34 games	2018-19

POINTS PER GAME

Season			
1.	87.9	24 games	1955-56
2.	87.6	26 games	1971-72
3.	84.3	27 games	1974-75
4.	82.5	31 games	1976-77
5.	82.1	30 games	1972-73

COMBINED POINTS

Game			
1.	220	Alabama (123) vs. South Florida (97)	Dec. 9, 1971
2.	210	LSU (106) vs. Alabama (104)	Feb. 7, 1970
3.	203	Alabama (102) vs. Charlotte (101)	Dec. 4, 2004
	203	Alabama (109) vs. Arkansas (94)	Jan. 30, 2002
5.	201	Kentucky (101) vs. Alabama (100)	March 1, 1979

FIELD GOALS MADE

Game			
1.	49	vs. South Florida (95 attempts)	Dec. 9, 1971

Season

1.	1,053	2,076 attempts (33 games)	1978-79
2.	1,042	2,187 attempts (30 games)	1972-73
3.	998	2,114 attempts (35 games)	1991-92
	998	1,851 attempts (33 games)	1985-86
	998	2,111 attempts (31 games)	1976-77

FIELD GOAL ATTEMPTS

Game			
1.	107	vs. Georgia (42 made)	Feb. 13, 1954

Season

1.	2,199	953 made (36 games)	2000-01
2.	2,187	1,042 made (30 games)	1972-73
3.	2,114	998 made (35 games)	1991-92
4.	2,111	998 made (31 games)	1976-77
5.	2,076	1,053 made (33 games)	1978-79

FIELD GOAL PERCENTAGE

Game			
1.	.727	vs. New Orleans (40-for-55)	March 14, 1987

Season

1.	.539	998-of-1,851	1985-86
2.	.514	976-of-1,900	1986-87
3.	.511	968-of-1,893	1982-83
4.	.508	951-of-1,871	1981-82
5.	.507	1,053-of-2,076	1978-79

THREE-POINT FIELD GOALS MADE

Game			
1.	19	vs. East Tennessee State (41 att.)	Dec. 1, 2004

Season

1.	259	763 attempts (33 games)	2015-16
2.	255	700 attempts (32 games)	1995-96
3.	249	632 attempts (32 games)	2004-05
4.	247	671 attempts (31 games)	1996-97
5.	244	718 attempts (34 games)	2018-19

THREE-POINT FIELD GOALS ATTEMPTED

Game			
1.	41	vs. East Tennessee State	Dec. 1, 2004

Season

1.	763	259 made (33 games)	2015-16
2.	718	244 made (34 games)	2018-19
3.	711	232 made (36 games)	2000-01
4.	710	225 made (34 games)	2016-17
5.	703	217 made (35 games)	2001-02
	703	229 made (36 games)	2017-18

TEAM RECORDS

THREE-POINT PERCENTAGE

Game			
1. .818	vs. North Carolina A&T (9-for-11)		March 12, 1987

Season			
1. .443	168-of-379		1986-87
2. .418	133-of-318		1988-89
3. .404	103-of-255		1987-88
4. .399	166-of-416		1990-91
5. .394	249-of-632		2004-05

FREE THROWS MADE

Game			
1. 45	vs. Eastern Kentucky (59 attempts)		Dec. 8, 1956

Season			
1. 652	964 attempts (26 games)		1956-57
2. 623	893 attempts (36 games)		2000-01
3. 621	844 attempts (35 games)		2001-02
4. 561	800 attempts (31 games)		1976-77
5. 555	828 attempts (36 games)		2017-18

FREE THROWS ATTEMPTED

Game			
1. 59	Eastern Kentucky (45 made)		Dec. 8, 1956

Season			
1. 964	652 made (26 games)		1956-57
2. 893	623 made (36 games)		2000-01
3. 844	621 made (35 games)		2001-02
4. 828	555 made (36 games)		2017-18
5. 800	561 made (31 games)		1976-77

FREE THROW PERCENTAGE

Game			
1. 1.00	vs. Appalachian State (21-for-21)		Dec. 20, 1986

Season			
1. .787	521-for-662		1986-87
2. .760	497-of-654		1985-86
3. .737	466-of-632		1983-84
4. .736	539-of-732		2004-05
	.736 621-of-844		2001-02

REBOUNDS

Game			
1. 82	vs. South Florida		Dec. 9, 1971

Season			
1. 1,526	30 games		1972-73
2. 1,519	36 games		2000-01
3. 1,369	35 games		2001-02
4. 1,339	37 games		2010-11
5. 1,326	34 games		2016-17

REBOUNDS PER GAME

Season			
1. 54.0	24 games		1954-55
2. 50.9	30 games		1972-73
3. 50.7	26 games		1971-72
4. 49.8	26 games		1973-74
5. 47.4	27 games		1974-75

ASSISTS

Game			
1. 30	vs. East Tennessee State		Dec. 1, 2004

Season			
1. 556	35 games		1989-90
2. 519	30 games		1972-73
3. 515	33 games		2007-08
4. 504	33 games		1985-86
5. 501	33 games		1994-95

ASSISTS PER GAME

Season			
1. 17.3	30 games		1972-73
2. 17.0	26 games		1971-72
3. 15.9	35 games		1989-90
4. 15.8	26 games		1970-71
5. 15.6	33 games		2007-08

STEALS

Game			
1. 22	vs. Jacksonville State		Dec. 14, 2001

Season			
1. 351	37 games		2010-11
2. 294	36 games		2012-13
3. 258	35 games		2001-02
4. 257	35 games		2000-01
5. 252	33 games		1986-87

STEALS PER GAME

Season			
1. 9.4	37 games		2010-11
2. 8.4	29 games		1980-81
3. 8.2	36 games		2012-13
	8.2 27 games		1977-78
5. 7.9	30 games		1993-94

BLOCKS

Game			
1. 15	vs. Georgia		Feb. 10, 1996

Season			
1. 223	35 games		1991-92
2. 201	33 games		1994-95
3. 196	32 games		1995-96
4. 192	36 games		2017-18
5. 190	37 games		2010-11

BLOCKS PER GAME

Season			
1. 6.4	35 games		1991-92
2. 6.1	32 games		1995-96
	6.1 33 games		1994-95
4. 5.5	31 games		1997-96
5. 5.3	32 games		2006-07
	5.3 33 games		2015-16
	5.3 36 games		2017-18

FOULS

Game			
1. 36	at South Carolina		Feb. 7, 2017

Season			
1. 690	36 games		2000-01
2. 677	36 games		2017-18
2. 675	37 games		2010-11
3. 665	34 games		2016-17
5. 658	32 games		1982-83

COMBINED FOULS

Game			
1. 62	Alabama (36) at South Carolina (26)		Feb. 7, 2017
62	Alabama (32) vs. LSU (30)		March 6, 1978
62	Alabama (31) vs. Florida (31)		Feb. 8, 1964

RECORDS & HISTORY

TEAM RECORDS

MARGIN OF VICTORY

Alabama		
1.	61	Alabama 105, Howard 44
	61	Alabama 89, Livingston 28
	61	Alabama 95, Barin Field 34
4.	57	Alabama 101, Mercer 44
	57	Alabama 110, Arkansas-Pine Bluff 53
	57	Alabama 114, Howard 57

Opponent

1.	54	Auburn 94, Alabama 40
----	----	-----------------------

GAMES PLAYED

Season	Games	Season
1.	37	25-12
2.	36	25-11
	36	23-13
	36	20-16
5.	35	27-8
	35	26-9
	35	26-9

WINS

Season	Wins	Season
1.	27	27-8
2.	26	26-9
	26	26-9
	26	26-5
5.	25	25-12
	25	25-11
	25	25-6

FEWEST LOSSES

Season	Losses	Season
1.	0	20-0
2.	3	21-3
3.	4	26-4
	4	22-4
	4	16-4

MOST LOSSES

Season	Losses	Season
1.	20	4-20

SEC WINS

Season	Wins	Season
1.	16	16-2
2.	15	15-3
	15	15-3
	15	15-3
5.	14	14-4
	14	14-0
	14	14-4

MOST SEC LOSSES

Season	Losses	Season
1.	17	1-17

NON-CONFERENCE WINS

Season	Wins	Season
1.	17	17-3
2.	16	13-4
3.	16	16-3
4.	15	15-4
5.	13	13-4

HOME WINS

Season	Wins	Season
1.	19	19-0
2.	17	17-1
3.	17	17-0
4.	16	16-4
5.	15	15-1

CONSECUTIVE HOME WINNING SEASONS

Season	Seasons	Seasons
1.	30 seasons	1970-2000

MOST HOME LOSSES

Season	Losses	Season
1.	9	3-9

CONSECUTIVE WINS

Season	Wins	Season
1.	20	20-0

Multiple Seasons

1.	20	Final 16 games in 1956 and first four games of 1957
----	----	---

CONSECUTIVE LOSSES

Season	Losses	Season
1.	15	1968-69

CONSECUTIVE HOME WINS

Season	Wins	Season
1.	19	2010-11

Multiple Seasons

1.	54	1929-34
----	----	---------

CONSECUTIVE 20-WIN SEASONS

1.	5	1973-77
----	---	---------

CONSECUTIVE WINNING SEASONS

1.	16	1972-87
----	----	---------

LARGEST SINGLE-SEASON IMPROVEMENT

1.	+12	From 13-16 to 25-11	1999-00 to 2000-01
2.	+12	From 4-13 to 16-5	1937-38 to 1938-39
3.	+9	From 14-17 to 23-8	1987-88 to 1988-89
4.	+8	From 17-15 to 25-12	2009-10 to 2010-11
	+8	From 10-16 to 18-8	1970-71 to 1971-72

CONSECUTIVE NCAA APPEARANCES

1.	6	1982-87
----	---	---------



RECORDS & HISTORY

100-POINT GAMES

ALABAMA'S 100-POINT GAMES

	UA	Opp	W/L	Opponent	Site	Date
1.	123	97	W	South Florida	Home	Dec. 9, 1971
2.	114	77	W	East Tennessee State	Home	Dec. 1, 2004
	114	68	W	Morehead State	Home	Nov. 29, 1976
	114	57	W	Howard (Samford)	Home	Dec. 1, 1964
5.	113	75	W	LSU	Home	Jan. 17, 1976
6.	112	76	W	Georgia	Home	Feb. 13, 1954
7.	111	66	W	Delta State	Home	Dec. 2, 1964
	111	55	W	Louisiana College	Home	Jan. 12, 1957
9.	110	53	W	Arkansas-Pine Bluff	Home	Nov. 25, 2000
	110	68	W	Pennsylvania	Neutral	Dec. 29, 1986
	110	87	W	American	Neutral	Nov. 25, 1978
	110	69	W	Birmingham-Southern	Home	Dec. 5, 1957
13.	109	94	W	Arkansas	Home	Jan. 30, 2002
	109	86	W	LSU	Home	Jan. 13, 1982
	109	89	W	Howard (Samford)	Home	Dec. 11, 1956
16.	108	78	W	Virginia Tech	Neutral	Dec. 18, 1977
	108	80	W	Southern Miss	Neutral	Dec. 10, 1972
	108	78	W	Tulane	Home	Feb. 13, 1965
	108	74	W	Florida	Home	Feb. 13, 1956
20.	107	67	W	Mississippi Valley State	Home	Nov. 13, 2001
	107	61	W	Grambling	Home	Dec. 4, 2000
	107	67	W	The Citadel	Home	Dec. 18, 1991
	107	84	W	Cornell	Neutral	Dec. 1, 1972
	107	72	W	Ole Miss	Home	Jan. 9, 1965
25.	106	99	W ^{2OT}	Florida	Home	March 3, 1983
	106	104	W	LSU	Home	Feb. 7, 1970
27.	105	93	W	Louisiana	Home	Nov. 20, 2015
	105	68	W	Alabama State	Home	Nov. 20, 2006
	105	72	W	Jacksonville State	Home	Nov. 24, 1998
	105	67	W	Old Dominion	Home	Dec. 14, 1991
	105	85	W	Tennessee Tech	Home	Nov. 27, 1991
	105	88	W	Houston	Neutral	Dec. 29, 1974
	105	44	W	Howard (Samford)	Home	Jan. 27, 1958
	105	71	W	Louisiana College	Home	Jan. 21, 1956
35.	104	67	W	Alabama A&M	Home	Nov. 17, 2017
	104	68	W	Tennessee-Martin	Home	Jan. 17, 1994
	104	77	W	Vanderbilt	Home	Jan. 4, 1975
	104	63	W	Trinity	Home	Jan. 15, 1973
39.	103	58	W	Middle Tennessee	Home	Nov. 29, 1982
	103	99	W ^{4OT}	LSU	Home	Feb. 12, 1972
	103	87	W	Southern Miss	Home	Dec. 12, 1966
	103	88	W	Eastern Kentucky	Neutral	Dec. 8, 1957
43.	102	65	W	Stillman	Home	Nov. 18, 2014
	102	101	W ^{3OT}	Charlotte	Away	Dec. 4, 2004
	102	87	W	Southern	Home	Dec. 19, 1988
	102	77	W	Georgia Tech	Home	Jan. 24, 1974
	102	85	W	UT Arlington	Neutral	Dec. 19, 1970
	102	89	W	Samford	Away	Jan. 21, 1967
	102	73	W	Southern Miss	Home	Dec. 5, 1964
	102	56	W	Jacksonville State	Home	Dec. 3, 1956
51.	101	66	W	Jackson State	Home	Dec. 27, 2005
	101	44	W	Mercer	Home	Dec. 27, 2003
	101	93	W	North Carolina	Neutral	Nov. 30, 1989
	101	76	W	New Orleans	Neutral	March 14, 1987
	101	88	W	Ole Miss	Home	Jan. 10, 1977
	101	73	W	Georgia	Home	March 9, 1972
	101	80	W	LSU	Away	Jan. 10, 1972
	101	91	W	Ole Miss	Away	Feb. 1, 1971
	101	87	W	LSU	Home	Jan. 4, 1971
	101	77	W	Kentucky	Neutral	Feb. 25, 1956
	101	74	W	Georgia	Home	Jan. 29, 1954
62.	100	71	W	Louisville	Home	Nov. 30, 2001
	100	48	W	Western Carolina	Home	Dec. 14, 1996
	100	73	W	Mercer	Home	Dec. 16, 1995
	100	89	W	Florida State	Neutral	Dec. 16, 1985
	100	76	W	East Tennessee State	Home	Dec. 3, 1984
	100	101	L	Kentucky	Neutral	March 1, 1979
	100	64	W	Seton Hall	Neutral	Dec. 30, 1975
	100	75	W	Florida	Home	March 1, 1975

Alabama has scored 100 or more points 69 times in its history. The Crimson Tide is 68-1 all-time when scoring 100 or more points.

OPPONENT 100-POINT GAMES

	Opp	UA	W/L	Opponent	Site	Date
1.	122	75	L	Southern California	Away	Dec. 21, 1970
2.	121	78	L	Auburn	Away	Feb. 14, 1970
3.	117	80	L	Vanderbilt	Away	Feb. 20, 1967
4.	111	95	L	Kentucky	Away	Feb. 26, 1973
	111	91	L	Vanderbilt	Away	Feb. 21, 1972
	111	73	L	Vanderbilt	Home	Feb. 3, 1964
7.	110	78	L	Kentucky	Away	March 6, 1967
8.	108	79	L	Kentucky	Away	Feb. 24, 1969
	108	75	L	Memphis	Away	Dec. 16, 1963
10.	107	83	L	Kentucky	Away	Feb. 12, 1992
	107	78	L	LSU	Away	Feb. 6, 1971
12.	104	106	W	LSU	Home	Feb. 7, 1970
13.	105	71	L	Ole Miss	Away	March 3, 2001
14.	104	95	L	Clemson	Away	Dec. 17, 1969
15.	103	82	L	Providence	Neutral	March 19, 1987
	103	85	L	LSU	Away	March 6, 1978
	103	67	L	Tennessee	Away	Jan. 24, 1970
18.	101	102	W ^{3OT}	Charlotte	Away	Dec. 4, 2004
	102	61	L	Auburn	Away	Feb. 13, 1999
	102	81	L	Arkansas	Away	Feb. 16, 1994
	102	89	L	Villanova	Neutral	March 20, 1977
	102	93	L	Tennessee	Away	Jan. 22, 1977
23.	101	100	L	Kentucky	Neutral	March 1, 1979
	101	74	L	Kentucky	Away	Feb. 22, 1971
	101	79	L	Vanderbilt	Away	Feb. 16, 1970
26.	100	64	L	Tennessee	Away	Jan. 30, 1999

Alabama has surrendered 100 or more points 26 times in its history. The Tide has won only twice when giving up 100 points to an opponent.

MOST 100-POINT GAMES IN A SEASON
1956-57 • 5 Times

111-55	vs. Louisiana College
110-69	vs. Birmingham Southern
109-89	vs. Howard
103-88	vs. Eastern Kentucky
102-56	vs. Jacksonville State

1971-72 • 5 Times

123-97	vs. South Florida
108-80	vs. Southern Miss
103-99	vs. LSU (4OT)
101-80	vs. LSU
101-73	vs. Georgia

1964-65 • 4 Times

114-57	vs. Howard
108-78	vs. Tulane
107-72	vs. Ole Miss
102-73	vs. Southern Miss

1970-71 • 3 Times

102-85	vs. Texas-Arlington
101-87	vs. LSU
101-91	vs. Mississippi State

1974-75 • 3 Times

105-88	vs. Houston
104-77	vs. Vanderbilt
100-75	vs. Florida

1976-77 • 3 Times

114-68	vs. Morehead State
108-78	vs. Virginia Tech
101-88	vs. Ole Miss

1991-92 • 3 Times

107-67	vs. The Citadel
105-67	vs. Old Dominion
105-85	vs. Tennessee Tech

2000-01 • 3 Times

110-53	vs. Arkansas-Pine Bluff
107-61	vs. Grambling
100-71	vs. Louisville

RECORDS & HISTORY

OVERTIME GAMES

Year	W/L	UA	Opp.	Opponent	Site	Year	W/L	UA	Opp.	Opponent	Site
1919	T	24	24	Birmingham-Southern	A	1984	W	51	49	LSU	H
1924	W	26	25	Vanderbilt	A	1984	W	72	70	LSU	N
1927	L	22	26	Birmingham-Southern	H	1985	W ^{2OT}	74	72	Auburn	H
1928	W	38	37	Washington & Lee	A	1985	L	49	53	Auburn	N
1937	L ^{2OT}	31	36	Tennessee	A	1986	W	71	62	Mississippi State	A
1939	W	42	37	Tennessee	A	1987	L	80	90	Florida	A
1942	W	45	31	LSU	N	1987	W	83	74	Georgia	H
1945	W	61	59	Georgia	A	1987	W	86	85	Florida	H
1948	L	44	47	Georgia	A	1988	L	59	64	Ole Miss	N
1950	L	51	52	Georgia	N	1989	W	84	83	Arizona State	N
1952	L	48	51	Tulane	A	1989	W	87	85	Tennessee	H
1957	L	88	92	Auburn	N	1989	L	57	61	Mississippi State	A
1957	W ^{2OT}	81	79	Auburn	N	1991	W	96	95	Wake Forest	H
1958	W ^{2OT}	74	72	Georgia Tech	H	1991	L	71	74	Wichita State	A
1958	L	43	45	Kentucky	N	1991	W	76	73	Ole Miss	A
1960	W	64	60	Georgia	H	1992	W	83	81	South Carolina	A
1960	L	61	63	Auburn	N	1993	L	82	83	Ole Miss	A
1961	W	71	66	Auburn	N	1995	W	76	73	California	A
1961	W	55	51	Georgia	H	1995	L	74	75	Vanderbilt	A
1961	L	63	65	Vanderbilt	A	1995	W	91	85	Pennsylvania	N
1961	L ^{2OT}	69	71	Tulane	H	1996	L	69	74	St. Joseph's	N
1963	W	77	72	Mississippi State	H	1997	L	59	60	San Jose State	N
1963	L	67	69	Florida	A	1998	L	71	76	Tulane	N
1963	L	78	81	Auburn	N	1999	W	84	80	Weber State	N
1963	L	61	63	Florida State	H	1999	W ^{3OT}	72	71	LSU	H
1963	L	73	74	Vanderbilt	A	1999	L	75	81	Vanderbilt	A
1963	L	67	74	Auburn	N	2000	W	77	74	Mississippi State	H
1965	W	76	73	Florida State	H	2001	L	74	77	Cincinnati	N
1965	W ^{2OT}	72	67	Georgia	A	2001	L	69	72	Auburn	A
1965	W	77	76	Mississippi State	H	2001	W ^{2OT}	85	77	Purdue	A
1966	W	77	76	Mississippi State	H	2003	W	68	62	Mississippi State	H
1967	L	81	84	Vanderbilt	H	2004	L	82	90	South Carolina	A
1969	L	70	83	Kentucky	H	2004	W	72	68	Arkansas	A
1969	L	67	68	Mississippi State	A	2004	L	81	82	Mississippi State	H
1969	L	51	53	Ole Miss	A	2004	L	73	75	Florida	N
1970	L	63	75	Tulane	H	2005	W ^{3OT}	102	101	Charlotte	A
1971	L	67	71	Mississippi State	A	2006	W	78	75	Arkansas	H
1971	W ^{3OT}	79	78	Mississippi State	H	2006	W	77	74	Vanderbilt	H
1972	W ^{4OT}	103	99	LSU	H	2007	L	66	69	Tennessee	A
1972	W	72	67	Tennessee	H	2007	L	87	89	Massachusetts	A
1972	L	91	97	Mississippi State	A	2008	W	63	61	Southeastern Louisiana	H
1976	W	69	67	Georgia	A	2008	L	67	71	Arkansas	A
1976	W ^{2OT}	93	90	Tennessee	H	2008	W	78	73	Vanderbilt	H
1976	W	84	77	Vanderbilt	A	2008	L	67	69	Mississippi State	N
1977	W	78	74	Georgia	A	2008	L	78	86	Texas A&M	H
1977	W	77	70	LSU	A	2009	W ^{2OT}	87	85	Mississippi State	H
1978	L	70	71	Georgia	A	2011	W	65	60	Tennessee	A
1978	L	69	71	Vanderbilt	A	2011	W	65	59	Georgia	N
1979	L	73	75	Vanderbilt	H	2012	W ^{2OT}	69	67	Ole Miss	H
1980	L ^{3OT}	78	79	Tennessee	A	2013	L ^{3OT}	94	97	LSU	A
1980	W	50	46	Auburn	A	2014	L ^{3OT}	83	85	Drexel	N
1980	W	66	64	Georgia	A	2015	L	91	93	Arkansas	A
1981	L	69	70	Tennessee	H	2015	L	65	66	Georgia	H
1982	W	77	72	Tennessee	H	2016	W	67	59	Jacksonville State	H
1983	W ^{3OT}	75	67	Penn State	A	2016	W	82	80	Mississippi State	A
1983	W ^{2OT}	106	99	Florida	H	2017	W ^{4OT}	90	86	South Carolina	A
						2019	L	79	80	Norfolk State	H

OVERTIME RECORD

Alabama has played in 113 overtime games with an all-time record of 59-53-1. The lone tie came in its first overtime game when Birmingham-Southern refused to play a second overtime period.

Of the 113 games, 49 have come on the road, 41 at home and 23 in neutral-site games.

MOST OVERTIME GAMES IN A SEASON

Year	Overtime Games	Record in OT
1968-69	Six	1-5
2003-04	Four	1-3
2007-08	Four	2-2
1960-61	Three	1-2
1971-72	Three	2-1
1975-76	Three	3-0
1979-80	Three	2-1
1988-89	Three	2-1
1990-91	Three	2-1
1998-99	Three	2-1
2000-01	Three	1-2

FOUR OVERTIMES (2-0)

Year	W/L	UA	Opp.	Opponent	Site
1972	W	103	99	LSU	H
2017	W	90	86	South Carolina	A

THREE OVERTIMES (4-3)

Year	W/L	UA	Opp.	Opponent	Site
1971	W	79	78	Mississippi State	H
1980	L	78	79	Tennessee	A
1983	W	75	67	Penn State	A
1999	W	72	71	LSU	H
2005	W	102	101	Charlotte	A
2013	L	94	97	LSU	A
2014	L	83	85	Drexel	N

TWO OVERTIMES (9-2)

Year	W/L	UA	Opp.	Opponent	Site
1937	L	31	36	Tennessee	A
1957	W	81	79	Auburn	N
1958	W	74	72	Georgia Tech	H
1961	L	69	71	Tulane	H
1965	W	72	67	Georgia	A
1976	W	93	90	Tennessee	H
1983	W	106	99	Florida	H
1985	W	74	72	Auburn	H
2001	W	85	77	Purdue	A
2009	W	87	85	Mississippi State	H
2012	W	69	67	Ole Miss	H

COLEMAN COLISEUM RECORDS

COLEMAN FACTS

Capacity	15,383
Games	736
All-Time Home Record	589-147
All-Time Winning Percentage	.800
All-Time Attendance	7,032,654
Most Home Wins in Season	19 (2010-11)
Longest Home Win Streak	28 (2001-03)

COLEMAN COLISEUM FIRSTS

First Game	Feb. 1, 1968
Result	W, 86-55 vs. Samford
First Points	Rich Deppe (UA) 19:39 1st Half
First Field Goal	Robert Flowers (Samford) 19:25 1st Half
First SEC Game	Feb. 3, 1968 vs. Georgia
First Perfect Home Season	13-0, 1971-72
First Televised Game	Jan. 9, 1969 vs. Tennessee

COLEMAN COLISEUM MILESTONE WINS

First	Feb. 1, 1968 vs. Samford, 86-65
50th	Nov. 30, 1973 vs. Georgia Tech, 102-83
100th	Jan. 13, 1979 vs. Kentucky, 55-52
150th	Jan. 14, 1984 vs. Georgia, 65-60
200th	Feb. 17, 1988 vs. Vanderbilt, 88-77
250th	Feb. 19, 1992 vs. Vanderbilt, 85-64
300th	Jan. 3, 1996 vs. Vanderbilt, 80-71
350th	Feb. 10, 2001 vs. Georgia, 76-68
400th	Nov. 19, 2004 vs. Western Carolina, 97-66
450th	March 3, 2008 vs. Vanderbilt, 78-73 OT
500th	Jan. 28, 2012 vs. Arkansas, 72-66
550th	Jan. 13, 2016 vs. South Carolina, 73-50

COLEMAN COLISEUM TEAM RECORDS

Most Home Wins

19	2010-11
17	2001-02
17	2000-01

Most Home Losses

9	1968-69
7	2016-17
6	1969-70
	2018-19

Most Points Scored

123	vs. South Florida (Dec. 9, 1971)
-----	----------------------------------

Fewest Points

32	by Baptist College (Dec. 18, 1989)
----	------------------------------------

Most UA Points

123	vs. South Florida (Dec. 9, 1971)
-----	----------------------------------

Most Opponent Points

104	by LSU (Feb. 7, 1970)
-----	-----------------------

Most Combined Points

220	UA (123) vs. South Florida (97) (Dec. 9, 1971)
-----	--

Fewest Combined Points

95	Alabama (57) vs. LSU (38) (Jan. 27, 2010)
97	Alabama (59) vs. SE Louisiana (38) (Dec. 15, 2010)
100	Alabama (51) vs. Ole Miss (49) (Feb. 7, 1981)
100	Alabama (51) vs. LSU (49) (OT) (Feb. 17, 1984)

Largest Margin of Victory

57	UA (110) vs. Ark.-Pine Bluff (53) (Nov. 25, 2000)
57	Alabama (101) vs. Mercer (44) (Dec. 27, 2003)

Largest Margin of Defeat

27	Tennessee (70) vs. Alabama (43) (Jan. 25, 1969)
----	---

Most Points in a Half

66	UA in second half vs. South Florida (Dec. 9, 1971)
----	--

Fewest Points Scored in One Half

6	by Baptist College in first half (Dec. 18, 1989)
---	--

Most Field Goal Attempts

124	by South Florida (Dec. 9, 1971)
-----	---------------------------------

Most Field Goals Made

49	vs. South Florida (Dec. 9, 1971)
----	----------------------------------

Most Combined Field Goal Attempts

219	UA (95) vs. South Florida (124) (Dec. 9, 1971)
-----	--

Best Field Goal Percentage

.700	by Ole Miss (28-for-40) (March 3, 1969)
------	---

Most Three-Point Attempts

43	by Troy (Nov. 9, 2007)
----	------------------------

Most Three-Point Field Goals Made

19	vs. East Tennessee (Dec. 1, 2004)
----	-----------------------------------

Best Three-Point Percentage

.750 (6-for-8)	vs. Florida (March 4, 1989)
----------------	-----------------------------

Most Free-Throw Attempts

50	vs. Ole Miss (Feb. 7, 1972)
50	vs. Georgia Tech (Jan. 23, 1974)

Most Free Throws Made

37	vs. Vanderbilt (Jan. 9, 2002)
----	-------------------------------

Most Free Throws Missed

20 (25-for-45)	vs. Auburn (Jan. 28, 1981)
20 (12-for-32)	vs. Lipscomb (Nov. 14, 2017)

Most Rebounds

82	vs. South Florida (Dec. 9, 1971)
----	----------------------------------

Most Personal Fouls

36	by Western Carolina (Dec. 15, 1980)
----	-------------------------------------

Most Combined Personal Fouls

61	Alabama (29) vs. Georgia Tech (32) (Jan. 23, 1974)
61	Alabama (28) vs. Georgia (33) (Feb. 25, 1974)

Most Steals

22	Jacksonville State (Dec. 14, 2001)
----	------------------------------------

Most Blocked Shots

12	vs. Oklahoma (Jan. 27, 2018)
12	vs. Lamar (Nov. 27, 2012)
12	by LSU (Feb. 10, 1999)
12	vs. Texas A&M (Jan. 9, 1993)
12	vs. Chattanooga (Dec. 1, 1991)
12	vs. Auburn (Feb. 1, 1991)

INDIVIDUAL RECORDS (Coleman Coliseum)

Points

69	Pete Maravich, LSU (Feb. 7, 1970)
----	-----------------------------------

Field Goal Attempts

57	Pete Maravich, LSU (Feb. 7, 1970)
----	-----------------------------------

Field Goals Made

26	Pete Maravich, LSU (Feb. 7, 1970)
----	-----------------------------------

Free Throw Attempts

21	Pete Maravich, LSU (Feb. 7, 1970)
----	-----------------------------------

Free Throws Made

18	Paul Ellis, Alabama (Feb. 7, 1972)
----	------------------------------------

Three-Point Attempts

18	Desmond Cambridge, Ala. A&M (Dec. 21, 2001)
----	---

Three-Point Field Goals Made

10	John Petty vs. Alabama A&M (Nov. 17, 2017)
----	--

Three-Point Percentage (min. 6 att)

.857	Alvin Lee vs. Vanderbilt (6-7), Feb. 4, 1989
------	--

Rebounds

22	Alan House vs. Mississippi State (Feb. 27, 1971)
----	--

Assists

18	Ronald Steele vs. ETSU (Dec. 1, 2004)
----	---------------------------------------

Blocks

10	Roy Rogers vs. LSU (Feb. 17, 1996)
----	------------------------------------

RECORDS & HISTORY

COACHING RECORDS

ALABAMA ALL-TIME COACHES

Name	Years	Record	Pct.
D.V. Graves	1912-15	20-12	.625
Griff Harsh	1915-16	13-4	.765
Thomas Kelly	1916-17	6-8	.429
B.L. Noojin	1917-18	2-5	.286
Yancey Goodall	1918-19	3-3	.500
Bill Moore	1919-20	5-7	.417
Charles Bernier	1920-23	47-19	.712
Hank Crisp	1923-42, 1945-46	264-133	.665
Paul Burnham	1942-43	10-10	.500
Malcolm Laney	1944-45	10-5	.667
Floyd Burdette	1946-52	81-59	.579
Johnny Dee	1952-56	68-25	.731
Eugene Lambert	1956-60	49-49	.500
Hayden Riley	1960-68	102-104	.495
C.M. Newton	1968-80	211-123	.632
Wimp Sanderson	1980-92	267-119	.692
David Hobbs	1992-98	110-76	.591
Mark Gottfried	1998-2009	216-138	.610
Anthony Grant	2009-15	117-85	.579
Avery Johnson	2015-19	75-62	.547



D.V. GRAVES
1912-15



GRIFF HARSH
1915-16



THOMAS KELLY
1916-17



B.L. NOOJIN
1917-18



YANCY GOODALL
1918-19



BILL MOORE
1919-20



CHARLES BERNIER
1920-23



HANK CRISP
1923-42 • 1945-46



PAUL BURNHAM
1942-43



MALCOLM LANEY
1945



FLOYD BURDETTE
1946-52



JOHNNY DEE
1952-56

MOST WINS

Wins	Name	Years	Record	Pct.
1. 267	Wimp Sanderson	1980-92	267-119	.692
2. 264	Hank Crisp	1923-42, 1945-46	264-133	.665
3. 216	Mark Gottfried	1998-2009	216-138	.610
4. 211	C.M. Newton	1968-80	211-123	.632
5. 117	Anthony Grant	2009-15	117-85	.579
6. 110	David Hobbs	1992-98	110-76	.591
7. 102	Hayden Riley	1960-68	102-104	.495
8. 81	Floyd Burdette	1946-52	81-59	.579
9. 75	Avery Johnson	2015-19	75-62	.547
10. 68	Johnny Dee	1952-56	68-25	.731
11. 49	Eugene Lambert	1956-60	49-49	.500
12. 47	Charles Bernier	1920-23	47-19	.712
13. 20	D.V. Graves	1912-15	20-12	.625
14. 13	Griff Harsh	1915-16	13-4	.765
15. 10	Malcolm Laney	1944-45	10-5	.667
10	Paul Burnham	1942-43	10-10	.500
17. 6	Thomas Kelly	1916-17	6-8	.429
18. 3	Yancey Goodall	1918-19	3-3	.500
19. 5	Bill Moore	1919-20	5-7	.417
20. 2	B.L. Noojin	1917-18	2-5	.286

WINNING PERCENTAGE

Pct.	Name	Years	Record	Pct.
1. .765	Griff Harsh	1915-16	13-4	.765
2. .731	Johnny Dee	1952-56	68-25	.731
3. .712	Charles Bernier	1920-23	47-19	.712
4. .692	Wimp Sanderson	1980-92	267-119	.692
5. .667	Malcolm Laney	1944-45	10-5	.667
6. .665	Hank Crisp	1923-42, 1945-46	264-133	.665
7. .632	C.M. Newton	1968-80	211-123	.632
8. .625	D.V. Graves	1912-15	20-12	.625
9. .610	Mark Gottfried	1998-2009	216-138	.610
10. .591	David Hobbs	1992-98	110-76	.591
11. .579	Anthony Grant	2009-15	117-85	.579
.579	Floyd Burdette	1946-52	81-59	.579
13. .547	Avery Johnson	2015-19	75-62	.547
14. .500	Eugene Lambert	1956-60	49-49	.500
.500	Paul Burnham	1942-43	10-10	.500
.500	Yancey Goodall	1918-19	3-3	.500
17. .495	Hayden Riley	1960-68	102-104	.495
18. .429	Thomas Kelly	1916-17	6-8	.429
19. .417	Bill Moore	1919-20	5-7	.417
20. .286	B.L. Noojin	1917-18	2-5	.286



EUGENE LAMBERT
1956-60



HAYDEN RILEY
1960-68



C.M. NEWTON
1968-80



WIMP SANDERSON
1980-92



DAVID HOBBS
1992-98



MARK GOTTFRIED
1998-2009



ANTHONY GRANT
2009-15



AVERY JOHNSON
2015-19

ALL-AMERICANS



JAMES 'LINDY' HOOD
6-5 / Center / Collinsville, Ala.

1930

James 'Lindy' Hood became Alabama's first All-American and one of the first from the South in 1930, after leading Alabama to its only perfect season in school history at 20-0 with a 1930 Southern Conference championship. Hood originally came to Alabama as a football standout and was a member of the 1931 Rose Bowl team. While complete statistics are unavailable, there is little doubt the high level of Hood's play as he earned the honor at a time when only five players were selected to the All-America team. Hood was Alabama's lone All-American for 25 years.



JERRY HARPER
6-7 / Center / Louisville, Ky.

1955 - HELMS FOUNDATION FIRST TEAM

1956 - HELMS FOUNDATION FIRST TEAM/AAU FIRST TEAM

Center Jerry Harper became Alabama's first two-time All-American, earning the honor in 1955 and 1956. A member of the famed "Rocket 8" teams, he led Alabama to an undefeated SEC season in 1956 and a No. 5 ranking in the final Associated Press poll, Alabama's highest final ranking in school history. Harper remains the SEC's all-time leader in rebounds (1,688), and rebounds per game while ranking sixth all-time in scoring at Alabama.

YEAR	G	FG-FGA	PCT	FT-FTA	PCT	REB	AVG	PTS	AVG
1952-53	21	140-395	.354	93-167	.557	358	17.0	373	17.8
1953-54	24	169-419	.403	89-161	.553	357	14.9	427	17.8
1954-55	24	190-458	.415	125-213	.586	456	19.0	505	21.0
1955-56	24	195-451	.408	166-243	.682	517	21.5	556	23.2
Totals	93	694-1,723	.403	473-784	.603	1,688	18.2	1,861	20.0



GEORGE LINN
6-3 / Forward / Guard / Columbus, Ohio

1956 - AAU FIRST TEAM

George Linn joined teammate Jerry Harper as an All-American in 1956, the first and still only time that the Crimson Tide has featured two All-Americans on the same team. Linn averaged 22.2 points per game during his All-America season, the fifth-highest scoring average in program history. Another member of head coach Johnny Dee's "Rocket 8" team, he led the Tide to its first postseason ranking at No. 12 in 1955 before improving to a program-best No. 5 during the 1956 season, when he helped the team compile a 21-3 record and win an SEC title.

YEAR	G	FG-FGA	PCT	FT-FTA	PCT	REB	AVG	PTS	AVG
1952-53	21	46-137	.336	35-63	.556	112	5.3	127	6.0
1953-54	24	121-332	.364	89-135	.674	158	6.6	331	13.8
1954-55	24	170-480	.354	113-149	.758	218	9.1	453	18.9
1955-56	24	198-471	.420	137-171	.801	234	9.8	533	22.2
Totals	93	535-1,420	.377	374-518	.722	722	7.8	1,444	15.5



JACK KUBISZYN
5-11 / Guard / Buffalo, N.Y.

1958 - HELMS FOUNDATION SECOND TEAM

Jack Kubiszyn continued Alabama's string of All-Americans in the late 1950s when he earned the honor after averaging 23.3 points per game, which ranks second in the UA record books in single-season points per game average, including a 45-point performance against Ole Miss. A three-year letterwinner at Alabama, he was a part of the 1957 SEC championship team and averaged 24.6 points per game, still the highest season average in Alabama history. A two-sport athlete, Kubiszyn later signed and played two Major League Baseball seasons as an infielder with the Cleveland Indians in 1961 and 1962.

YEAR	G	FG-FGA	PCT	FT-FTA	PCT	REB	AVG	PTS	AVG
1955-56	23	44-135	.326	54-91	.593			142	6.2
1956-57	21	184-453	.406	148-206	.719	71	3.4	516	24.6
1957-58	25	202-557	.362	179-233	.768	107	4.3	583	23.3
Totals	69	430-1,145	.376	381-530	.719			1,241	18.0




BOB ANDREWS
6-6 / Forward / Bridgeport, Ill.

1965 - HELMS FOUNDATION FIRST TEAM

Bob Andrews became Alabama's fifth All-American following the 1964-65 season, after leading the Crimson Tide to a 17-9 record while averaging 19.3 points and 9.0 rebounds per game. Andrews converted on nearly half of his field goal attempts and his 501 points in 1964-65 represented only the sixth 500-point season at the time in Alabama history.

YEAR	G	FG-FGA	PCT	FT-FTA	PCT	REB	AVG	PTS	AVG
1962-63	25	135-251	.538	123-158	.779	204	8.1	393	15.7
1963-64	24	106-258	.412	135-189	.714	207	8.6	347	14.5
1964-65	26	159-320	.497	183-234	.779	235	9.0	501	19.3
Totals	75	400-829	.483	441-581	.759	646	8.6	1,241	16.5

ALL-AMERICANS



WENDELL HUDSON

6-5 / Forward / Birmingham, Ala.

1973 - HELMS FOUNDATION FIRST TEAM/CONVERSE FIRST TEAM

Wendell Hudson, Alabama's first African-American player, became its first of four All-Americans during the 1970s. Hudson averaged 20.7 points and 12.1 rebounds per game during his senior season, leading the SEC in scoring during that season and earning league player-of-the-year honors. His play helped Alabama compile a 22-8 record and make the program's first postseason appearance in the NIT. The Tide advanced all the way to the NIT semifinals in 1973 before falling to North Carolina. Alabama finished second in the SEC that season, its highest finish in 17 years. After being selected by the Chicago Bulls in the NBA draft, Hudson went on to serve his alma mater in various capacities and was the women's basketball head coach at Alabama from 2008-13.

YEAR	G	FG-FGA	PCT	FT-FTA	PCT	REB	AVG	PTS	AVG
1970-71	13	73-153	.477	49-77	.636	124	9.5	195	15.0
1971-72	26	203-392	.518	105-197	.533	340	13.1	511	19.6
1972-73	30	262-462	.567	96-182	.527	362	12.1	620	20.7
Totals	69	538-1,007	.534	250-456	.548	826	12.0	1,326	19.2



LEON DOUGLAS

6-10 / Center / Leighton, Ala.

1973 - AP FRESHMAN ALL-AMERICA

1975 - CONSENSUS SECOND TEAM/AP SECOND TEAM/USBWA FIRST TEAM/NABC SECOND TEAM/UPI THIRD TEAM

1976 - USBWA FIRST TEAM/AP THIRD TEAM/UPI THIRD TEAM

Leon Douglas earned national plaudits in three separate seasons and remains the only Alabama player to be named a consensus All-American with his second-team honor in 1975. That season, Douglas averaged 20.7 points and 13.1 rebounds per game to lead Alabama to its first NCAA appearance, an SEC title and a No. 10 ranking in the final Associated Press poll. He ranks third all-time in scoring (1,909) and second in rebounding (1,279) at Alabama.

YEAR	G	FG-FGA	PCT	FT-FTA	PCT	REB	AVG	PTS	AVG
1972-73	30	160-331	.483	57-110	.518	321	10.7	377	12.7
1973-74	26	164-335	.490	68-113	.602	257	9.9	396	15.2
1974-75	27	228-414	.551	103-165	.624	353	13.1	559	20.7
1975-76	28	228-471	.484	121-204	.593	348	12.4	577	20.6
Totals	111	780-1,551	.503	349-592	.590	1,279	11.5	1,909	17.2



T.R. DUNN

6-4 / Guard / Birmingham, Ala.

1974 - BASKETBALL WEEKLY FRESHMAN ALL-AMERICA

1977 - CONVERSE FIRST TEAM

T.R. Dunn twice earned national honors at Alabama, the first coming in 1974 when he averaged 9.4 points and 8.0 rebounds to garner Freshman All-America accolades. His senior season, he earned the second honor by posting a career-best 407 points and 7.1 rebounds per game. During his career, the Tide won three SEC titles and earned NCAA berths twice. Alabama finished each of his seasons ranked in the top-15, sparked by Dunn's gritty play. Despite standing at only 6-4, he remains one of the best rebounding guards in program history with 749 career rebounds and averaged more than five per game each season.

YEAR	G	FG-FGA	PCT	FT-FTA	PCT	REB	AVG	PTS	AVG
1973-74	25	99-232	.427	38-58	.655	199	8.0	236	9.4
1974-75	27	140-297	.471	51-70	.729	176	6.5	331	12.3
1975-76	28	118-303	.389	37-59	.627	145	5.2	273	9.7
1976-77	31	173-353	.490	61-86	.709	229	7.1	407	13.1
Totals	111	530-1,185	.447	187-273	.685	749	6.8	1,247	11.2



REGGIE KING

6-6 / Forward / Birmingham, Ala.

1976 - FRESHMAN ALL-AMERICA

1978 - AP SECOND TEAM/USBWA SECOND TEAM/UPI SECOND TEAM

1979 - AP SECOND TEAM/NABC SECOND TEAM/UPI SECOND TEAM

Reggie King, Alabama's all-time scoring leader, also was its second three-time national honoree, earning Freshman All-America plaudits in 1976 and second team All-America honors in 1978 and 1979. King averaged 10.9 points and 9.5 rebounds his first season on campus to help Alabama reach the Sweet 16. Two years later, he turned in the first of two second team All-America seasons, averaging more than 20 points a game in both years including a school-record 747 points in 1979. King ended his career seventh all-time in scoring (2,168) and third in rebounding (1,279) in the SEC.

YEAR	G	FG-FGA	PCT	FT-FTA	PCT	REB	AVG	PTS	AVG
1975-76	28	122-250	.488	62-113	.549	265	9.5	306	10.9
1976-77	30	213-386	.544	117-179	.654	328	10.9	543	18.1
1977-78	27	218-371	.588	136-207	.657	359	13.3	572	21.2
1978-79	33	289-507	.570	169-236	.716	327	9.9	747	22.6
Totals	118	842-1,514	.556	484-735	.659	1,279	10.8	2,168	18.4



EDDIE PHILLIPS

6-7 / Forward / Birmingham, Ala.

1982 - AP HONORABLE MENTION

Eddie Phillips received Alabama's first All-American recognition of the 1980s, earning honorable mention accolades in 1982 after a season that saw him average 15.5 points on 50 percent shooting. Phillips was a key component of head coach Wimp Sanderson's 1982 team that won the SEC Tournament, advanced to the Sweet 16 of the NCAA Tournament and finished with a No. 13 ranking. Phillips' steady production over his four years at Alabama vaulted him into second all-time in scoring (1,927) at UA and fifth in rebounding (1,129). In his two NCAA Tournament games in 1982, he averaged 16 points and five rebounds.

YEAR	G	FG-FGA	PCT	FT-FTA	PCT	REB	AVG	PTS	AVG
1978-79	33	201-334	.602	75-108	.694	245	7.4	477	14.5
1979-80	30	196-381	.514	110-182	.604	343	11.4	502	16.7
1980-81	29	194-379	.512	105-181	.580	283	9.8	493	17.0
1981-82	30	179-352	.509	107-138	.775	258	8.6	465	15.5
Totals	122	770-1,446	.533	397-609	.652	1,129	9.3	1,937	15.9

RECORDS & HISTORY

ALL-AMERICANS



ENNIS WHATLEY
6-2 / Guard / Birmingham, Ala.

1983 - NABC SECOND TEAM/AP THIRD TEAM/UIP THIRD TEAM

Ennis Whatley needed only two seasons at the Capstone to be recognized as one of the top players in the nation, earning All-America honors in 1983. That season, he averaged 15.2 points per game and helped the Tide make an appearance in the SEC Tournament championship game and the NCAA Tournament. Whatley's biggest weapon was his passing, as he set a school record with 220 assists in 1982-83. He finished his career with 6.3 assists per game, tops all-time at Alabama and fifth in the SEC.

YEAR	G	FG-FGA	PCT	FT-FTA	PCT	REB	AVG	PTS	AVG
1981-82	31	141-285	.495	93-129	.721	76	2.5	375	12.1
1982-83	32	183-366	.500	121-157	.771	128	4.0	487	15.2
Totals	63	324-651	.498	214-286	.748	204	3.3	862	13.7



DERRICK McKEY
6-9 / Center / Meridian, Miss.

1987 - BASKETBALL TIMES FIRST TEAM/SPORTING NEWS SECOND TEAM/UIP SECOND TEAM/ AP THIRD TEAM/ NABC THIRD TEAM

One of the top players on one of Alabama's finest teams, Derrick McKey collected All-America honors from three separate organizations following a 1986-87 season that saw him average 18.6 points and 7.5 rebounds per game. An accurate shooter for a center, he made 86 percent of his free throws during the 1986-87 season, the fifth-best season percentage in Alabama history. In each of his three seasons, McKey helped the Tide win SEC regular-season titles plus an SEC tournament crown in 1987. He thrust himself onto the national scene during the 1987 NCAA Tournament, averaging 20.3 points per game on 65.6 field goal percent shooting (21-of-32) and made 19-of-19 free throw attempts.

YEAR	G	FG-FGA	PCT	FT-FTA	PCT	REB	AVG	PTS	AVG
1984-85	33	74-155	.477	20-33	.606	134	4.1	168	5.1
1985-86	33	178-280	.636	92-117	.786	262	7.9	448	13.6
1986-87	33	247-425	.581	100-116	.862	247	7.5	615	18.6
Totals	99	499-860	.580	212-266	.797	643	6.5	1,231	12.4



JAMES ROBINSON
6-2 / Guard / Jackson, Miss.

**1991 - BASKETBALL WEEKLY FRESHMAN ALL-AMERICA
1993 - AP HONORABLE MENTION**

James Robinson recorded one of the best freshman seasons in Alabama history with 16.8 ppg in 1990-91 to lead the Tide in scoring in his first season on campus. His 554 points that season still stands as the Alabama freshman scoring record and helped Alabama win the SEC Tournament title and make an NCAA Sweet 16 appearance. During that tournament run, the freshman averaged 17 points. He followed up that season with 661 points in 1991-92, the second-most ever in a season at Alabama and he then posted 598 points his junior year. In his three years before being drafted in the first round by the Portland Trail Blazers, Robinson scored 1,813 career points, seventh all-time at Alabama.

YEAR	G	FG-FGA	PCT	3FG-3FGA	PCT	FT-FTA	PCT	REB	AVG	PTS	AVG
1990-91	33	194-413	.470	64-153	.418	102-146	.699	130	3.9	554	16.8
1991-92	34	237-533	.445	83-232	.358	104-146	.712	138	4.1	661	19.4
1992-93	29	202-481	.420	78-222	.351	116-170	.682	130	4.5	598	20.6
Totals	96	633-1,427	.444	225-607	.371	322-462	.697	398	4.1	1,813	18.9



ERWIN DUDLEY
6-8 / Forward / Uniontown, Ala.

2002 - AP THIRD TEAM

Propelled by a stellar 2001-02 season, Erwin Dudley earned All-America honors. Dudley averaged a career-best 15.2 points per game with 8.9 rebounds in 2001-02. Dudley's play that season helped the Tide amass 27 wins, the second-most in school history, to go along with an SEC championship and a No. 8 final ranking in the Associated Press poll. Dudley's 8.9 rebounds led the SEC that season and he also led the SEC in rebounding as a sophomore and senior. He finished his career at Alabama ranked seventh all-time in scoring and fourth in rebounding.

YEAR	G	FG-FGA	PCT	3FG-3FGA	PCT	FT-FTA	PCT	REB	AVG	PTS	AVG
1999-00	29	109-219	.498	2-3	.667	78-103	.757	234	8.1	298	10.3
2000-01	36	210-397	.529	0-0	.000	97-160	.606	361	10.0	517	14.4
2001-02	35	207-372	.556	1-1	1.000	116-171	.678	313	8.9	531	15.2
2002-03	29	162-313	.518	1-3	.333	104-145	.717	276	9.5	429	14.8
Totals	129	688-1,301	.529	4-7	.571	395-579	.682	1,184	9.2	1,775	13.8



MO WILLIAMS
6-1 / Guard / Jackson, Miss.

2002 - BASKETBALL TIMES FRESHMAN ALL-AMERICA

Future NBA champion Mo Williams made the most of his two seasons in Tuscaloosa, earning Freshman All-America honors in 2002. That season, he led Alabama to 27 wins, an SEC championship and a No. 8 final ranking in the Associated Press poll. Williams averaged 10.4 points per game in his freshman season with 4.1 assists per game and was named the Sporting News National Freshman of the year for his efforts. He was also named the Basketball America 2002 Newcomer of the Year and the SEC Freshman of the Year.

YEAR	G	FG-FGA	PCT	3FG-3FGA	PCT	FT-FTA	PCT	REB	AVG	PTS	AVG
2001-02	35	123-327	.376	33-126	.262	84-98	.857	137	3.9	363	10.4
2002-03	29	160-391	.409	57-180	.317	98-117	.838	113	3.9	475	16.4
Totals	64	283-719	.394	90-306	.294	182-215	.847	250	3.9	838	13.1

ALL-AMERICANS



KENNEDY WINSTON

6-6 / Forward / Prichard, Ala.

2005 - AP HONORABLE MENTION

Kennedy Winston led Alabama and the SEC in scoring in 2004-05 (17.9) en route to earning honorable mention All-America honors from the Associated Press. In his final season, he averaged 17.9 points with 5.4 rebounds per game as the Tide finished the season ranked No. 21 and advanced to the NCAA Tournament with 24 wins. In the previous season, Winston was a key component of the Tide's deepest NCAA run, averaging 19.0 points per game during Alabama's march to the Elite Eight.

YEAR	G	FG-FGA	PCT	3FG-3FGA	PCT	FT-FTA	PCT	REB	AVG	PTS	AVG
2002-03	17	63-171	.368	10-47	.213	52-78	.667	80	4.7	188	11.1
2003-04	33	194-430	.451	48-121	.397	128-177	.723	181	5.5	564	17.1
2004-05	32	203-440	.461	60-139	.432	107-138	.775	172	5.4	573	17.9
Totals	82	460-1,041	.442	118-307	.384	287-393	.730	433	5.3	1,325	16.2



RONALD STEELE

6-3 / Guard / Birmingham, Ala.

2006 - AP HONORABLE MENTION

Ronald Steele turned in one of the finest seasons by a point guard at Alabama in 2005-06 to garner Associated Press honorable mention All-America honors. Steele averaged 14.3 points per game with 132 assists and helped the Tide reach the second round of the NCAA Tournament. Steele was nearly automatic from the free-throw line, converting 89.2 percent of his attempts in 2005-06 and finishing his career shooting 86.7 percent from the stripe, the highest all-time mark in Alabama history. In 2006-07, knee injuries prevented Steele from becoming an All-American.

YEAR	G	FG-FGA	PCT	3FG-3FGA	PCT	FT-FTA	PCT	REB	AVG	PTS	AVG
2004-05	32	80-169	.473	41-96	.427	52-64	.813	112	3.5	253	7.9
2005-06	31	133-320	.416	54-131	.412	124-139	.892	114	3.7	444	14.3
2006-07	26	71-185	.384	46-111	.414	35-40	.875	45	1.7	223	8.6
2007-08	Redshirt Season										
2008-09	15	56-153	.366	37-97	.381	44-51	.863	51	3.4	193	12.9
Totals	104	340-827	.411	178-435	.409	255-294	.867	322	3.1	1,113	10.7



RICHARD HENDRIX

6-9 / Forward / Athens, Ala.

2008 - AP HONORABLE MENTION

Richard Hendrix was named to the Associated Press honorable mention All-America squad following the 2007-08 season. Hendrix averaged 17.8 points and an SEC-leading 10.1 rebounds per game while leading Alabama in scoring in 14 games. An accurate interior shooter, he converted on nearly 60 percent of his field goal attempts over the course of his career and helped Alabama make two postseason appearances in his three years on campus. In those three years, Hendrix managed to put himself 22nd all-time in scoring (1,327) and 12th (849) in rebounding at Alabama.

YEAR	G	FG-FGA	PCT	3FG-3FGA	PCT	FT-FTA	PCT	REB	AVG	PTS	AVG
2005-06	31	108-194	.557	0-1	.000	75-116	.647	247	8.0	291	9.4
2006-07	32	186-309	.602	1-5	.200	95-151	.629	279	8.7	468	14.6
2007-08	32	229-383	.598	2-7	.286	108-201	.537	323	10.1	568	17.8
Totals	95	523-886	.590	3-13	.231	278-468	.594	849	8.9	1,327	14.0



COLLIN SEXTON

6-3 / Guard / Mableton, Ga.

2018 - AP HONORABLE MENTION

Collin Sexton, Alabama's most recent national honoree, turned in a record-breaking freshman season at Alabama in 2017-18 to earn Associated Press honorable mention All-America honors as well as being named the 2018 AP Newcomer of the Year. Sexton became the first UA rookie to earn a spot on an AP All-America team (first, second, third or honorable mention) in program history. The Mableton, Ga., native averaged 19.2 points per game, which ranked second in the SEC, to set the school's single-season scoring record for a freshman with 632 points, while also setting a new UA record for free throws made in a season. The flashy freshman finished the season with 29 double-digit scoring games, 16 games of scoring 20 or more and three games of 30 or more points. On Nov. 25 against then-No. 14 Minnesota, Sexton set an Alabama freshman record when he scored 40 points, including 31 in the second half. He became the first Crimson Tide player to score 40 points in a game since Reggie King had 43 on March, 12, 1979 against Virginia. He also became the first Alabama freshman in the modern era to record three-straight games of more than 20 points in his first three contests.

YEAR	G	FG-FGA	PCT	3FG-3FGA	PCT	FT-FTA	PCT	REB	AVG	PTS	AVG
2017-18	33	196-438	.447	44-131	.336	196-252	.778	124	3.8	632	19.2
Totals	33	196-438	.447	44-131	.336	196-252	.778	124	3.8	632	19.2

COMBINED SEC HONORS

- 141**
All-SEC Selections
- 40**
SEC All-Tournament Selections
- 18**
All-Freshman Selections
- 14**
All-Freshman Selections (since 2000)
- 7**
Regular-Season SEC Titles
- 6**
SEC Tournament Titles
- 5**
SEC Coaches of the Year
- 5**
SEC Players of the Year
- 2**
SEC Tournament MVPs
- 2**
SEC Freshman of the Year

SEC TOURNAMENT TITLES

- 1934**
Alabama 41, Florida 25
- 1982**
Alabama 48, Kentucky 46
- 1987**
Alabama 69, LSU 62
- 1989**
Alabama 72, Florida 60
- 1990**
Alabama 70, Ole Miss 51
- 1991**
Alabama 88, Tennessee 69

SEC REGULAR-SEASON TITLES

- 1934**
16-2 overall, 13-2 SEC
- 1956**
21-3 overall, 14-0 SEC
- 1974**
22-4 overall, 13-3 SEC
- 1975**
22-5 overall, 15-3 SEC
- 1976**
23-5 overall, 15-3 SEC
- 1987**
28-5 overall, 16-2 SEC
- 2002**
27-8 overall, 12-4 SEC

SEC WESTERN DIVISION TITLES

- 2002**
27-8 overall, 12-4 SEC
- 2005**
24-8 overall, 12-4 SEC
- 2011**
25-12 overall, 12-4 SEC



SEC PLAYER OF THE YEAR

WENDELL HUDSON • 1973

Wendell Hudson became Alabama's first SEC Player of the Year in 1973 after leading the league in scoring with 20.7 points per game. Hudson led Alabama to a 22-8 record, its most wins in a season at that point, and a second-place finish in the league, its highest finish in 17 seasons. In addition to his scoring, Hudson pulled down 12.1 rebounds per game. Thanks to his stellar play, the Tide made its first postseason appearance in school history with a berth in the NIT and advanced all the way to the Final Four before falling to traditional basketball powerhouse North Carolina.



SEC PLAYER OF THE YEAR

REGGIE KING • 1978 • 1979

Alabama's all-time scoring leader is also its only two-time SEC Player of the Year, earning the award in 1978 and 1979 from the Associated Press and United Press International. Reggie King averaged more than 21 points per game in both seasons and converted on nearly 58 percent of his shots from the floor. In 1979, he scored a school-record 747 points (more than any other player in the SEC) and led the Tide to 22 wins and another NIT semifinal appearance. A year earlier, King led the league and was fourth in the nation in rebounding with 13.3 boards per game. King finished his career with 2,168 points, the seventh-most in NCAA history. In 1999, he was honored as Alabama's first SEC Legend.



SEC PLAYER OF THE YEAR

DERRICK MCKEY • 1987

Derrick McKey was named the SEC Player of the Year in 1987 by the league's coaches, the Associated Press and the United Press International after leading one of the best Alabama teams in school history. While he didn't lead the league in any statistical categories, McKey's play sparked the Tide to the 1987 SEC Tournament title and an appearance in the NCAA Sweet 16. Over the course of the season, he averaged 18.6 points and 7.5 rebounds per game as the Tide finished the 1986-87 season ranked No. 9 in the nation. McKey also earned SEC all-tournament honors for the second consecutive season in 1987 and was tabbed the tournament MVP.

RECORDS & HISTORY

ALL-SEC SELECTIONS

From 1933-53, the All-Southeastern Conference team was based on play in the SEC Tournament. In 1949, the Associated Press began a separate All-SEC recognition. In 1957, the SEC coaches chose an all-star following the regular season, a trend that continues today. The UPI picked an All-SEC from the 1966 season through 1991.

Year	Player/Position	Team
1934	Jimmy Walker	All-Tournament
	Jim Whatley	All-Tournament
	Earl Bauman	All-Tournament 2nd
1935	Jimmy Walker	All-Tournament
1936	Jim Whatley	All-Tournament
	Al Nogi	All-Tournament
1939	Googe Prather	All-Tournament
	Blackie Thompson	All-Tournament 2nd
1940	Googe Prather	All-Tournament
1941	Louis Adair	All-Tournament 2nd
1942	Louis Adair	All-Tournament
	Wheeler Leeth	All-Tournament
1945	Maurice Bell	All-Tournament 2nd
1946	Carl Shaeffer	All-Tournament 2nd
1950	Dick McKenzie	AP 3rd
1951	Paul Sullivan	AP 2nd
	Bob Schneider	AP 3rd
1952	Paul Sullivan	AP 2nd
1953	Jerry Harper	AP 2nd
1954	Leon Marlaire	AP 3rd
	Jerry Harper	AP 3rd
1955	Jerry Harper	AP 1st
	George Linn	AP 2nd
1956	George Linn	AP 1st, Coaches
	Jerry Harper	AP 1st, Coaches
1957	Jim Fulmer	AP 3rd
	Jack Kubiszyn	AP 2nd, Coaches 2nd
1958	Jack Kubiszyn	AP 1st, Coaches
	Jim Fulmer	AP 3rd
1961	Larry Pennington	AP 3rd, Coaches
	Henry Hoskins	AP 3rd
1963	Bob Andrews	AP 3rd
1965	Bob Andrews	AP 1st, UPI 1st, Coaches
1966	Mike Nordholz	AP HM, UPI 3rd
	Harry Hammonds	AP HM, UPI 3rd
1967	Mike Nordholz	AP 1st, UPI 1st, Coaches

1968	Mike Nordholz	AP 2nd, UPI 2nd, Coaches
1969	Gary Elliott	AP 3rd
1970	Jimmy Hollon	AP 3rd, UPI 3rd
1971	Alan House	AP 3rd, Coaches
1972	Wendell Hudson	AP 1st, UPI 1st, Coaches
	Alan House	AP 3rd, UPI 3rd
	Ray Odums	AP 3rd, UPI 3rd
1973	Wendell Hudson	AP 1st, UPI 1st, Coaches
	Charles Cleveland	UPI 1st, AP 2nd, Coaches
	Ray Odums	UPI 1st, AP 3rd
1974	Charles Cleveland	AP 1st, UPI 1st, Coaches
	Leon Douglas	AP 2nd, UPI 2nd, Coaches
	Ray Odums	AP 3rd, UPI 3rd
1975	Leon Douglas	AP 1st, UPI 1st, Coaches
	Charles Cleveland	AP 1st, UPI 1st, Coaches
	Charles Russell	UPI 3rd
1976	Leon Douglas	AP 1st, UPI 1st, Coaches
	Anthony Murray	AP 3rd, UPI 3rd
1977	Reggie King	AP 1st, UPI 1st, Coaches
	T.R. Dunn	AP 2nd, UPI 3rd, Coaches
1978	Reggie King	AP 1st, UPI 1st, Coaches
	Anthony Murray	AP 3rd, UPI 3rd
1979	Reggie King	AP 1st, UPI 1st, Coaches
1980	Robert Scott	AP 2nd, UPI 2nd, Coaches
	Eddie Phillips	AP 2nd, UPI 2nd

1981	Eddie Phillips	AP 2nd, Coaches
1982	Eddie Phillips	AP 1st, UPI 2nd, Coaches
	Ennis Whatley	UPI 3rd
1983	Ennis Whatley	AP 1st, UPI 1st, Coaches
	Bobby Lee Hurt	UPI 2nd, AP 3rd
1984	Bobby Lee Hurt	UPI 1st, AP 2nd, Coaches
	Buck Johnson	AP 2nd, UPI 2nd
	Eric Richardson	UPI 2nd, AP 3rd
1985	Buck Johnson	AP 1st, UPI 1st, Coaches
	Bobby Lee Hurt	AP 2nd, UPI 2nd, Coaches
	Terry Coner	AP 3rd, UPI 3rd
1986	Buck Johnson	AP 1st, UPI 1st, Coaches
	Derrick McKey	AP 2nd, UPI 2nd, Coaches
	Terry Coner	AP 3rd, UPI 3rd, Coaches
1987	Derrick McKey	AP 1st, UPI 1st, Coaches
	Terry Coner	AP 1st, UPI 2nd, Coaches
	Jim Farmer	AP 3rd, UPI 3rd, Coaches
1988	Michael Ansley	AP 2nd, UPI 2nd, Coaches
1989	Michael Ansley	AP 1st, UPI 1st, Coaches
1990	Melvin Cheatum	AP 2nd, UPI 2nd, Coaches
	Robert Horry	AP 3rd
	David Benoit	UPI 3rd
1991	Melvin Cheatum	AP 2nd, UPI 1st, Coaches
	James Robinson	AP 3rd, UPI Freshman

	Gary Waites	AP 2nd, Coaches All-Defensive
1992	Robert Horry	Coaches 1st, AP 2nd, Coaches All-Defensive
	Latrell Sprewell	Coaches 1st, AP 2nd, Coaches All-Defensive
	James Robinson	AP 3rd
	Cedric Moore	1st All-Freshman
1993	James Robinson	AP 1st, Coaches 1st
	Jason Caffey	Coaches 2nd, AP 3rd
1994	Jason Caffey	Coaches 3rd
	Antonio McDyess	AP 3rd, Coaches 3rd
1995	Jason Caffey	Coaches 2nd
	Antonio McDyess	AP 2nd, Coaches 2nd
1996	Roy Rogers	AP 1st, Coaches* 1st
	Eric Washington	Coaches 3rd
1997	Eric Washington	AP 2nd, Coaches 1st
	Brian Williams	Coaches 3rd
1998	Demetrius Alexander	AP HM
	Brian Williams	AP HM
1999	Jeremy Hays	AP 3rd
2000	Schea Cotton	AP 2nd
2001	Rod Grizzard	AP 1st, Coaches 1st
	Erwin Dudley	2nd AP, Coaches 2nd
	Gerald Wallace	Freshman All-SEC, Coaches
2002	Erwin Dudley	AP 1st *, Coaches 1st
	Rod Grizzard	AP 3rd, Coaches 3rd
	Mo Williams	AP Freshman All-SEC
2003	Erwin Dudley	AP 2nd, Coaches 2nd
	Mo Williams	AP 3rd
	Kennedy Winston	Freshman All-SEC
2004	Kennedy Winston	AP 2nd, Coaches 1st
	Jermareo Davidson	Freshman All-SEC
2005	Kennedy Winston	AP 1st, Coaches 1st
	Earnest Shelton	Coaches 1st, AP 2nd
	Chuck Davis	Coaches 2nd, AP 3rd
	Jermareo Davidson	AP 3rd



SEC PLAYER OF THE YEAR

ERWIN DUDLEY • 2002

Erwin Dudley was voted the SEC's 2002 Player of the Year by the league's coaches and the Associated Press. That season, as a junior, Dudley led the Tide and the SEC in rebounding (8.9 rpg) for the second time along with his 15.2 points per game. Dudley, who started every game in his Alabama career, amassed 14 double-doubles in 2002-03 to lead Alabama to its first regular-season SEC title in 15 years and a No. 8 final national ranking.



SEC FRESHMAN OF THE YEAR

MO WILLIAMS • 2002

Mo Williams teamed with Erwin Dudley and coach Mark Gottfried to sweep the major SEC awards in 2002, as he was named the league's Freshman of the Year. The future NBA star averaged 10.4 points and 4.5 assists per game in his freshman season and also was named the Sporting News National Freshman of the Year. He had two double-doubles (points/assists) against both Tennessee and Chattanooga and scored a season-high 17 points at Arkansas.



SEC FRESHMAN OF THE YEAR


COLLIN SEXTON • 2018

Collin Sexton was named the league's Co-Freshman of the Year in 2018. The future NBA draft pick averaged 19.2 points and 3.6 assists per game in his freshman season and also was named the Associated Press Newcomer of the Year. His 632 points scored during the season set a school freshmen record and was the third-most in a season in program history. Additionally, he set an Alabama freshman record when he scored 40 points against Minnesota (Nov. 25, 2017) and also broke the Crimson Tide's SEC Tournament scoring record with 79 point in three contests.

ALL-SEC SELECTIONS

	Ronald Steele	AP Freshman All-SEC
2006	Ronald Steele	AP 1st, Coaches 1st
	Jermareo Davidson	AP 2nd, Coaches 1st
	Alonzo Gee	Freshman All-SEC
	Richard Hendrix	Freshman All-SEC
2007	Jermareo Davidson	AP HM, Coaches 2nd
	Richard Hendrix	AP 2nd, Coaches 2nd
2008	Richard Hendrix	AP 1st, Coaches 1st
2009	Alonzo Gee	AP 2nd, Coaches 2nd
	JaMychal Green	Freshman All-SEC*
2010	Mikhail Torrance	Coaches 2nd
	Tony Mitchell	Freshman All-SEC
2011	JaMychal Green	AP 1st, Coaches 1st
	Tony Mitchell	AP 2nd, Coaches 2nd
	Trevor Releford	AP HM, Freshman All-SEC
2012	JaMychal Green	AP 2nd, Coaches 2nd
	Trevor Releford	AP HM, Coaches 2nd
2013	Trevor Releford	AP 1st, Coaches 1st, Coaches All-Defensive
2014	Trevor Releford	AP 2nd, Coaches 1st
	Shannon Hale	Freshman All-SEC
2015	Levi Randolph	Coaches 2nd
2016	Retin Obasohan	AP 2nd, Coaches 1st, Coaches All-Defensive
2017	Braxton Key	Freshman All-SEC
2018	Collin Sexton	AP 1st, Coaches 2nd, Freshman All-SEC
2018	Donta Hall	Coaches All-Defensive
2019	Donta Hall	Coaches All-Defensive
	Kira Lewis Jr.	Freshman All-SEC

* Unanimous selection



Melvin Cheatum was named the 1990 SEC Tournament MVP after scoring 50 points and securing 27 rebounds in three games as the Tide went on to win the championship.

AWARD WINNERS

SEC COACH OF THE YEAR

1975	C.M. Newton
1976	C.M. Newton
1987	Wimp Sanderson
1989	Wimp Sanderson
2002	Mark Gottfried

ASSOCIATED PRESS

SEC Player of the Year

1973	Wendell Hudson
1978	Reggie King
1979	Reggie King
1987	Derrick McKey
2002	Erwin Dudley

SEC COACHES

Player of the Year

1987	Derrick McKey
2002	Erwin Dudley

UPI SEC

Player of the Year

1973	Wendell Hudson
1978	Reggie King
1979	Reggie King
1987	Derrick McKey

SEC FRESHMAN OF THE YEAR

2002	Mo Williams
2018	Collin Sexton

SEC TOURNAMENT MVP

1987	Derrick McKey
1990	Melvin Cheatum

SEC ALL-FRESHMAN TEAM

1988	Melvin Cheatum
1991	James Robinson
1992	Cedric Moore
1994	Antonio McDyess
2001	Gerald Wallace
2002	Mo Williams
2003	Kennedy Winston
2004	Jermareo Davidson
2005	Ronald Steele
2006	Alonzo Gee
2006	Richard Hendrix
2009	JaMychal Green
2010	Tony Mitchell
2011	Trevor Releford
2014	Shannon Hale
2017	Braxton Key
2018	Collin Sexton
2019	Kira Lewis Jr.



SEC COACHES OF THE YEAR

C.M. NEWTON • 1975 • 1976

C.M. Newton remains the only coach in Alabama history to earn back-to-back SEC Coach of the Year honors, doing so in 1975 and 1976. In 1975, Alabama tied Kentucky for the SEC championship with a 15-3 record in league play. Newton's 1976 team was arguably one of the greatest in Alabama history, winning the SEC championship and becoming the first team other than Kentucky to capture three straight league titles. Alabama made its first NCAA Sweet 16 appearance before losing to undefeated Indiana in a classic game decided in the final seconds.



WIMP SANDERSON • 1987 • 1989

Wimp Sanderson was twice named the SEC Coach of the Year, earning the recognition in 1987 and 1989. The '87 squad was one of the best teams in program history, as the Tide won both the SEC regular season and tournament championships. Alabama finished with a 26-4 overall record and a 16-2 mark in SEC play and a Sweet 16 appearance. In 1989, Sanderson led the Tide to the SEC Tournament title and another NCAA Tournament showing. Alabama closed the year ranked No. 20 in the nation with a 23-8 overall record and a 12-6 mark in league play.



MARK GOTTFRIED • 2002

Mark Gottfried's SEC Coach of the Year award in 2002 gave Alabama a clean sweep of the major awards, as Mo Williams was named SEC Freshman of the Year and Erwin Dudley tabbed the league's Player of the Year. Gottfried led the Crimson Tide to a 27-8 overall record and a 12-4 mark in league play. Alabama earned a berth in the 2002 NCAA Tournament as it claimed the SEC regular season crown and the tournament championship. The Crimson Tide finished the season with a final ranking of No. 8 in the nation.

ACADEMIC HONORS

SEC ACADEMIC HONOR ROLL

1962 John Adcock	2004 Antoine Pettway
1963 J.W. Berry	2006 Chuck Davis Ronald Steele
1964 J.W. Berry Buster Sullivan	2007 Greg Cage John Dill
1965 Bob Andrews Bob Hickey	2008 Greg Cage John Dill Richard Hendrix Demetrius Jemison Kyle Sellers Justin Tubbs
1966 Bob Hickey	2009 Greg Cage Justin Knox
1967 Rich Deppe	2010 Greg Cage
1969 Tommy Suits	2011 Chris Hines Justin Luquire
1970 Jimmy Hollon	2012 Carl Engstrom Charles Hankerson, Jr. Trevor Releford
1974 Johnny Dill Leon Douglas	2013 Carl Engstrom Retin Obasohan Levi Randolph Dakota Slaughter Andrew Steele Isiah Wilson
1987 Mark Gottfried	2014 Carl Engstrom Retin Obasohan Levi Randolph Dakota Slaughter Ricky Tarrant Isiah Wilson
1990 Darby Rich	2015 Retin Obasohan Levi Randolph Dakota Slaughter Jimmie Taylor
1991 Darby Rich	2016 Christian Clark Retin Obasohan Jimmie Taylor
1992 Robert Horry Darby Rich	2017 Jimmie Taylor
1994 Wade Kaiser	2018 Landon Fuller Avery Johnson Jr. Riley Norris
1995 Wade Kaiser	2019 Tyler Barnes Avery Johnson Jr. Herbert Jones Riley Norris John Petty Jr. Alex Reese Lawson Schaffer Galin Smith
1996 Wade Kaiser Eric Washington	
1998 Jeremy Hays	
1999 Jeremy Hays	
2000 Jeremy Hays Travis Stinnett	
2001 Jim Bakken Jeremy Hays Tarik London Terrance Meade Travis Stinnett	
2002 Jim Bakken Terrance Meade Travis Stinnett	
2003 Erwin Dudley Terrance Meade Earnest Shelton Kenny Walker	

COSIDA/CAPITAL ONE ACADEMIC ALL-AMERICANS

2015 Levi Randolph (2nd Team)

FIRST TEAM COSIDA/CAPITAL ONE ACADEMIC ALL-DISTRICT

2003 Terrance Meade
2013 Levi Randolph
2014 Levi Randolph
2015 Levi Randolph
2016 Retin Obasohan
2019 Herbert Jones

SEC BASKETBALL SCHOLAR-ATHLETE OF THE YEAR

2009 Justin Knox
2015 Levi Randolph
2016 Retin Obasohan

SEC H. BOYD MCWHORTER MALE SCHOLAR-ATHLETE OF THE YEAR FINALIST

2003 Terrance Meade
2016 Retin Obasohan

SEC FRESHMAN ACADEMIC HONOR ROLL

2005 Ronald Steele
2007 Justin Tubbs
2008 Justin Knox
2010 Ben Eblen
2011 Carl Engstrom
Charles Hankerson Jr.
Trevor Releford
2012 Rodney Cooper
Retin Obasohan
Levi Randolph
Jimmie Taylor
2015 Justin Coleman
Riley Norris
2016 Donta Hall
Dazon Ingram
2017 Braxton Key
2018 Tyler Barnes
Herbert Jones
Alex Reese
Collin Sexton
Galin Smith
2019 Javian Davis
Britton Johnson
Diante Wood

CLASSROOM NOTES

- Since 2000, 51 of Alabama basketball's 52 four-year student-athletes have earned their degrees.
- Alabama has had 111 Academic All-SEC selections in its history. Of those, 85 have come in the past 18 years including a school record 11 who earned the recognition in 2018-19.
- Since the SEC began awarding freshman Academic All-SEC honors in 2005, 24 Crimson Tide players have earned the honor, including 18 in the past eight seasons.

ACADEMIC ALL-AMERICANS



LEVI RANDOLPH

6-5 / Guard / Madison, Ala.

2015 - CoSIDA/CAPITAL ONE SECOND TEAM

Levi Randolph, Alabama's first Academic All-American, was named to the CoSIDA/Capital One Second Team following the 2014-15 season. He was the first men's basketball player in Southeastern Conference history to receive the honor. Randolph was named to the All-District IV First Team earlier in his senior season, becoming the first player in program history to earn the honor in three consecutive seasons. He graduated in just three years with a marketing degree while keeping a 3.45 grade point average. Randolph enrolled in graduate school for his senior season and earned his master's degree in marketing in one year.

YEAR	G	FG-FGA	PCT	3FG-3FGA	PCT	FT-FTA	PCT	REB	AVG	PTS	AVG
2011-12	33	80-208	.385	19-71	.268	36-61	.590	130	3.94	215	6.5
2012-13	36	103-239	.431	28-82	.341	58-81	.716	151	4.19	292	8.1
2013-14	32	103-245	.420	33-95	.347	67-95	.705	123	3.84	306	9.6
2014-15	34	169-351	.481	39-112	.348	146-174	.839	174	5.12	523	15.4
Totals	135	455-1,043	.436	119-360	.331	307-411	.747	578	4.28	1,336	9.9

YEAR-BY-YEAR RESULTS

Year	Coach	W	L	Pct.	H	A	N	SEC	Pct.	SEC Finish	Final AP Rank	Postseason
1912-13	D.V. Graves	7	4	.636	5-1	2-3	—					
1913-14	D.V. Graves	6	4	.600	1-1	5-3	—					
1914-15	D.V. Graves	7	4	.636	6-0	1-4	—					
1915-16	Griff Harsh	13	4	.765	7-1	6-3	—					
1916-17	Thomas Kelly	6	8	.429	5-4	1-4	—					
1917-18	B.L. Noojin	2	5	.286	1-4	1-1	—					
1918-19	Yancey Goodall	3	3	.500	1-2-1	2-1	—					
1919-20	Bill Moore	5	7	.417	3-1	2-6	—					
1920-21	Charles Bernier	12	10	.545	12-4	0-5	0-1					
1921-22	Charles Bernier	15	4	.789	12-1	2-1	1-2					
1922-23	Charles Bernier	20	5	.800	10-0	6-4	4-1					
1923-24	Hank Crisp	12	4	.750	6-1	3-2	3-1					
1924-25	Hank Crisp	15	4	.789	7-1	8-2	0-1					
1925-26	Hank Crisp	10	11	.476	5-4	5-6	0-1					
1926-27	Hank Crisp	5	8	.385	4-3	1-5	—					
1927-28	Hank Crisp	10	10	.500	6-6	4-3	0-1					
1928-29	Hank Crisp	16	10	.615	7-0	9-9	0-1					
1929-30	Hank Crisp	20	0	1.000	12-0	4-0	4-0					
1930-31	Hank Crisp	14	6	.700	9-0	5-5	0-1					
1931-32	Hank Crisp	16	4	.800	12-0	3-3	1-1					
1932-33	Hank Crisp	14	5	.737	6-0	7-2	1-3	12-3	.800	2nd		
1933-34	Hank Crisp	16	2	.889	8-0	5-1	3-1	13-2	.867	1st		
1934-35	Hank Crisp	9	8	.529	6-2	3-5	0-1	8-7	.533	5th		
1935-36	Hank Crisp	15	9	.625	11-1	2-5	2-3	9-6	.600	6th		
1936-37	Hank Crisp	11	10	.524	7-2	3-6	1-2	7-8	.467	9th		
1937-38	Hank Crisp	4	13	.235	4-2	0-9	0-2	4-12	.250	12th		
1938-39	Hank Crisp	16	5	.762	10-2	5-2	1-1	13-4	.765	1st		
1939-40	Hank Crisp	18	5	.783	8-4	8-0	2-1	14-4	.778	1st		
1940-41	Hank Crisp	14	8	.636	9-1	3-6	2-1	11-7	.611	4th		
1941-42	Hank Crisp	18	6	.750	11-2	4-3	3-1	13-4	.765	2nd		
1942-43	Paul Burnham	10	10	.500	9-3	1-6	0-1	9-9	.500	7th		
1943-44	No team due to World War II											
1944-45	Malcolm Laney	10	5	.667	6-1	3-3	1-1	5-3	.625	6th		
1945-46	Hank Crisp	11	5	.688	6-2	4-2	1-1	8-4	.667	4th		
1946-47	Floyd Burdette	16	6	.727	9-2	6-3	1-1	13-5	.722	4th		
1947-48	Floyd Burdette	15	12	.556	11-2	1-6	3-4	8-8	.500	4th		
1948-49	Floyd Burdette	13	12	.520	6-3	5-6	2-3	9-9	.500	6th		
1949-50	Floyd Burdette	9	12	.429	6-2	3-6	0-4	8-9	.471	5th		
1950-51	Floyd Burdette	15	8	.652	9-1	4-3	2-4	10-4	.714	2nd		
1951-52	Floyd Burdette	13	9	.591	9-1	1-6	3-2	9-5	.643	2nd		
1952-53	Johnny Dee	12	9	.591	10-4	2-4	0-1	6-7	.461	5th		
1953-54	Johnny Dee	16	8	.667	7-1	5-5	4-2	10-4	.714	3rd		
1954-55	Johnny Dee	19	5	.792	8-1	5-3	6-1	11-3	.786	2nd	No. 12	
1955-56	Johnny Dee	21	3	.875	7-0	8-2	6-1	14-0	1.000	1st	No. 5	
1956-57	Eugene Lambert	15	11	.577	10-1	1-7	4-3	7-7	.500	7th		
1957-58	Eugene Lambert	17	9	.654	10-0	2-5	5-3	9-5	.643	3rd		
1958-59	Eugene Lambert	10	12	.455	9-2	1-6	0-4	6-8	.429	7th		
1959-60	Eugene Lambert	7	17	.292	7-3	0-8	0-6	4-10	.286	10th		
1960-61	Hayden Riley	7	18	.280	5-4	0-9	2-5	5-9	.357	9th		
1961-62	Hayden Riley	11	15	.423	9-4	1-7	1-4	6-8	.429	6th		
1962-63	Hayden Riley	14	11	.560	11-2	1-6	2-3	7-7	.500	7th		
1963-64	Hayden Riley	14	12	.538	9-3	4-6	1-3	7-7	.500	7th		
1964-65	Hayden Riley	17	9	.654	9-1	6-5	2-3	9-7	.563	6th		
1965-66	Hayden Riley	16	10	.615	10-2	4-4	2-4	9-7	.563	4th		
1966-67	Hayden Riley	13	13	.500	8-3	2-8	3-2	6-12	.333	8th		
1967-68	Hayden Riley	10	16	.385	8-8	0-8	2-0	3-15	.167	10th		
1968-69	C.M. Newton	4	20	.167	3-9	0-10	1-1	1-17	.056	10th		
1969-70	C.M. Newton	8	18	.308	7-6	0-11	1-1	5-13	.278	9th		
1970-71	C.M. Newton	10	16	.385	8-5	1-11	1-0	6-12	.333	8th		

RECORDS & HISTORY

YEAR-BY-YEAR RESULTS

Year	Coach	W	L	Pct.	H	A	N	SEC	Pct.	SEC Finish	Final AP Rank	Postseason
1971-72	C.M. Newton	18	8	.692	13-0	5-8	—	13-5	.722	3rd		
1972-73	C.M. Newton	22	8	.733	12-1	6-5	4-2	13-5	.722	2nd		NIT
1973-74	C.M. Newton	22	4	.846	11-1	9-2	2-1	15-3	.833	T-1st	No. 14	
1974-75	C.M. Newton	22	5	.815	11-1	10-3	1-1	15-3	.833	T-1st	No. 10	NCAA First Round
1975-76	C.M. Newton	23	5	.821	12-0	6-3	5-2	15-3	.833	1st	No. 6	NCAA Sweet 16
1976-77	C.M. Newton	25	6	.806	9-2	9-2	7-2	14-4	.778	3rd	No. 11	NIT
1977-78	C.M. Newton	17	10	.630	9-0	3-8	5-2	11-7	.611	4th		
1978-79	C.M. Newton	22	11	.677	8-2	5-6	9-3	11-7	.611	3rd		NIT
1979-80	C.M. Newton	18	12	.600	7-5	7-3	4-4	12-6	.677	3rd		NIT
1980-81	Wimp Sanderson	18	11	.621	11-2	5-7	2-2	10-8	.556	4th		NIT
1981-82	Wimp Sanderson	24	7	.774	11-1	7-5	6-1	12-6	.667	3rd	No. 13	NCAA Sweet 16
1982-83	Wimp Sanderson	20	12	.625	11-2	3-8	6-2	8-10	.444	8th		NCAA
1983-84	Wimp Sanderson	18	12	.600	13-1	2-7	3-4	10-8	.556	5th		NCAA
1984-85	Wimp Sanderson	23	10	.697	13-1	4-6	6-3	11-7	.611	3rd		NCAA Sweet 16
1985-86	Wimp Sanderson	24	9	.727	13-2	5-5	6-2	13-5	.722	2nd		NCAA Sweet 16
1986-87	Wimp Sanderson	26	4	.867	11-1	9-2	6-1	16-2	.889	1st	No. 9	
1987-88	Wimp Sanderson	14	17	.452	9-4	1-10	4-3	6-12	.333	T-8th		
1988-89	Wimp Sanderson	23	8	.742	14-0	4-6	5-2	12-6	.667	T-2nd	No. 20	NCAA
1989-90	Wimp Sanderson	26	9	.743	10-2	6-6	10-1	12-6	.667	T-2nd	No. 23	NCAA Sweet 16
1990-91	Wimp Sanderson	23	10	.697	11-1	5-7	7-2	12-6	.667	3rd	No. 19	NCAA Sweet 16
1991-92	Wimp Sanderson	26	9	.743	12-2	7-5	7-2	10-6	.625	3rd West	No. 13	NCAA
1992-93	David Hobbs	16	13	.552	10-3	3-9	3-1	7-9	.438	4th West		NIT
1993-94	David Hobbs	20	10	.677	13-1	4-6	3-3	12-4	.750	2nd West		NCAA
1994-95	David Hobbs	23	10	.697	11-4	8-4	4-2	10-6	.625	3rd West	No. 20	NCAA
1995-96	David Hobbs	19	13	.594	12-1	7-7	0-5	9-7	.563	T-2nd West		NIT
1996-97	David Hobbs	17	14	.548	9-5	3-6	5-3	6-10	.375	T-3rd West		
1997-98	David Hobbs	15	16	.484	8-5	4-6	3-5	6-10	.375	T-4th West		
1998-99	Mark Gottfried	17	15	.531	11-3	2-10	4-2	6-10	.375	T-5th West		NIT
1999-00	Mark Gottfried	13	16	.448	11-3	0-10	2-3	6-10	.600	4th West		
2000-01	Mark Gottfried	25	11	.694	17-1	2-7	6-3	8-8	.500	3rd West		NIT Semifinals
2001-02	Mark Gottfried	27	8	.771	17-0	4-4	6-4	12-4	.750	1st Overall	No. 8	NCAA
2002-03	Mark Gottfried	17	12	.586	13-2	1-8	3-2	7-9	.438	4th West		NCAA
2003-04	Mark Gottfried	20	13	.606	11-4	4-6	5-3	8-8	.500	T-2nd West	No. 17	NCAA Elite Eight
2004-05	Mark Gottfried	24	8	.750	14-1	8-4	2-3	12-4	.750	T-1st West	No. 21	NCAA
2005-06	Mark Gottfried	18	13	.581	14-4	3-7	1-2	10-6	.625	2nd West		NCAA
2006-07	Mark Gottfried	20	12	.625	14-2	2-9	4-1	7-9	.438	T-3rd West		NIT
2007-08	Mark Gottfried	17	16	.515	13-5	1-9	3-2	5-11	.313	5th West		
2008-09	Mark Gottfried/ Philip Pearson	18	14	.563	13-5	2-7	3-2	7-9	.438	T-4th West		
2009-10	Anthony Grant	17	15	.531	11-6	3-6	3-3	6-10	.375	4th West		
2010-11	Anthony Grant	25	12	.676	19-0	4-6	2-6	12-4	.750	1st West		NIT Final
2011-12	Anthony Grant	21	12	.656	13-3	4-7	4-2	9-7	.563	5th		NCAA 2nd Round
2012-13	Anthony Grant	23	13	.639	16-4	4-8	3-1	12-6	.667	T-2nd		NIT Quarterfinals
2013-14	Anthony Grant	13	19	.406	13-4	0-11	0-4	7-11	.389	10th		
2014-15	Anthony Grant	19	15	.559	14-5	4-8	1-2	8-10	.444	T-8th		NIT 2nd Round
2015-16	Avery Johnson	18	15	.545	10-5	5-8	3-3	8-10	.444	10th		NIT
2016-17	Avery Johnson	19	15	.558	10-7	5-6	4-2	10-8	.556	5th		NIT
2017-18	Avery Johnson	20	16	.556	12-5	2-8	6-3	8-10	.444	9th		NCAA 2nd Round
2018-19	Avery Johnson	18	16	.529	10-6	4-8	4-2	8-10	.444	10th		NIT

		Wins	Losses	Ties	Pct.
Totals	106 Seasons	1,675	1,046	1	.616
Home		1,009	251	1	.801
Away		391	563		.410
Neutral		271	214		.559
SEC		791	616		.562

RECORDS & HISTORY

YEAR-BY-YEAR LEADERS

SCORING

Year	Player	Games	Pts.	Avg.
1940-41	Veo Storey, F	22	124	5.6
1941-42	Louis Adair, G	24	152	6.3
1942-43	Jim Homer, G	20	206	10.3
1944-45	Charley Teubert, F	14	183	13.1
1945-46	Carl Shaeffer, F	14	125	8.9
1946-47	Jim Homer, G	22	327	14.9
1947-48	J.F. Sharp, G	27	237	8.8
1948-49	Dickie McKenzie, G	25	221	8.8
1949-50	Bryant Ivey, F	21	189	9.0
1950-51	Paul Sullivan, C	23	335	14.6
1951-52	Paul Sullivan, C	22	401	18.2
1952-53	Jerry Harper, C	21	373	13.8
1953-54	Jerry Harper, C	24	427	17.8
1954-55	Jerry Harper, C	24	505	21.0
1955-56	Jerry Harper, C	24	556	23.2
1956-57	Jim Fulmer, C	26	557	21.4
1957-58	Jack Kubiszyn, G	25	583	23.3
1958-59	Lenny Kaplan, G	25	303	14.4
1959-60	Porter Powers, G	19	300	15.8
1960-61	Larry Pennington, F	25	430	17.2
1961-62	James Booth, F	25	279	11.2
1962-63	Bob Andrews, C	25	393	15.7
1963-64	J.W. Berry, G	26	377	14.5
1964-65	Bob Andrews, C	26	501	19.3
1965-66	Harry Hammonds, C	26	374	14.4
1966-67	Mike Nordholz, G	25	524	21.0
1967-68	Mike Nordholz, G	25	502	20.1
1968-69	Gary Elliott, G	24	441	18.4
1969-70	Jimmy Hollon, G	26	504	19.4
1970-71	Alan House, C	26	466	19.4
1971-72	Wendell Hudson, F	26	511	19.6
1972-73	Wendell Hudson, F	30	620	20.7
1973-74	Chalres Cleveland, G	26	444	17.1
1974-75	Leon Douglas, C	27	559	20.7
1975-76	Leon Douglas, C	28	557	20.6
1976-77	Reggie King, F	30	543	18.1
1977-78	Reggie King, F	27	572	21.2
1978-79	Reggie King, F	33	747	22.6
1979-80	Eddie Phillips, F	30	502	16.7
1980-81	Eddie Phillips, F	29	493	17.0
1981-82	Eddie Phillips, F	30	465	15.5
1982-83	Bobby Lee Hurt, C	32	491	15.3
1983-84	Buck Johnson, F	30	477	17.0
1984-85	Buck Johnson, F	33	529	16.0
1985-86	Buck Johnson, F	29	599	20.7
1986-87	Derrick McKey, C	33	615	18.6
1987-88	Michael Ansley, F	31	561	18.1
1988-89	Michael Ansley, F	31	630	20.3
1989-90	Melvin Cheatum, F	35	548	15.7
1990-91	James Robinson, G	33	554	16.8
1991-92	James Robinson, G	35	661	19.4
1992-93	James Robinson, G	29	598	20.6
1993-94	Jamal Faulkner, F	26	351	13.5
1994-95	Antonio McDyess, C	33	458	13.9
1995-96	Eric Washington, F	32	596	18.6
1996-97	Eric Washington, F	30	484	16.1
1997-98	Brian Williams, G	31	499	16.1
1998-99	Brian Williams, G	30	518	17.3
1999-00	Schea Cotton, G	27	418	15.5
2000-01	Rod Grizzard, G	36	611	17.0
2001-02	Erwin Dudley, F	35	531	15.2
2002-03	Mo Williams, PG	29	475	16.4
2003-04	Kennedy Winston, F	33	564	17.1
2004-05	Kennedy Winston, F	32	573	17.9
2005-06	Ronald Steele, G	31	444	14.3
	Jermareo Davidson, C	31	442	14.3
2006-07	Richard Hendrix, F	32	468	14.6
2007-08	Richard Hendrix, F	32	568	17.8
2008-09	Alonzo Gee, G	32	480	15.0
2009-10	Mikhail Torrance, G	32	500	15.6
2010-11	JaMychal Green, F	34	527	15.5
2011-12	JaMychal Green, F	26	363	14.0
2012-13	Trevor Releford, G	34	508	14.9
2013-14	Trevor Releford, G	31	574	18.5
2014-15	Levi Randolph, G	34	523	15.4
2015-16	Retin Obasohan, G	33	580	17.6
2016-17	Braxton Key, F	34	407	12.0
2017-18	Collin Sexton, G	33	632	19.2
2018-19	Kira Lewis Jr., G	34	458	13.5

REBOUNDING

Year	Player	Games	Reb.	Avg.
1951-52	Paul Sullivan, C	22	285	12.9
1952-53	Jerry Harper, F/C	21	358	17.0
1953-54	Jerry Harper, F/C	24	357	14.9
1954-55	Jerry Harper, F/C	24	465	19.0
1955-56	Jerry Harper, F/C	24	517	21.5
1956-57	Jim Fulmer, F/C	26	383	14.7
1957-58	Jim Fulmer, F/C	26	225	8.6
1958-59	Clyde Frederick, C	22	213	9.7
1959-60	Henry Hoskins, C	21	118	5.6
1960-61	Henry Hoskins, C	25	233	9.3
1961-62	James Booth, F	25	185	7.4
1962-63	Bob Andrews, C	25	204	8.1
1963-64	Bob Andrews, C	24	207	8.6
1964-65	Harry Hammonds, C	26	245	9.4
1965-66	Harry Hammonds, C	26	301	11.6
1966-67	Rich Deppe, C	26	214	8.2
1967-68	Tom Jones, F	26	243	9.6
1968-69	Rich Deppe, C	24	254	10.6
1969-70	Alan House, C	25	252	10.1
1970-71	Alan House, C	26	303	11.6
1971-72	Wendell Hudson, F	26	340	13.1
1972-73	Wendell Hudson, F	30	362	12.1
1973-74	Leon Douglas, C	26	257	9.9
1974-75	Leon Douglas, C	27	353	13.1
1975-76	Leon Douglas, C	28	348	12.4
1976-77	Reggie King, F	30	328	10.9
1977-78	Reggie King, F	27	359	13.3
1978-79	Reggie King, F	33	357	9.9
1979-80	Eddie Phillips, F	30	343	11.4
1980-81	Eddie Phillips, F	29	283	9.8
1981-82	Eddie Phillips, F	30	258	8.6
1982-83	Bobby Lee Hurt, C	32	285	8.9
1983-84	Bobby Lee Hurt, C	30	273	9.1
1984-85	Buck Johnson, F	33	310	9.4
1985-86	Buck Johnson, F	29	242	8.3
1986-87	Michael Ansley, F	33	259	7.8
1987-88	Michael Ansley, F	31	285	9.2
1988-89	Michael Ansley, F	31	284	9.2
1989-90	Melvin Cheatum, F	35	235	6.7
1990-91	Melvin Cheatum, F	33	262	7.7
1991-92	Robert Horry, F	35	296	8.5
1992-93	Jason Caffey, F	29	252	8.7
1993-94	Antonio McDyess, F	26	210	8.1
1994-95	Antonio McDyess, F	33	337	10.2
1995-96	Roy Rogers, C	32	299	9.3
1996-97	Eric Washington, F	30	190	6.3
	Demetrius Alexander, F	31	195	6.3
1997-98	Demetrius Alexander, F	31	256	8.3
1998-99	Jeremy Hays, C	32	270	8.4
1999-00	Erwin Dudley, F	29	234	8.1
2000-01	Erwin Dudley, F	36	361	10.0
2001-02	Erwin Dudley, F	35	313	8.9
2002-03	Erwin Dudley, F	29	276	9.5
2003-04	Chuck Davis, F	33	196	5.9
2004-05	Jermareo Davidson, C	32	252	7.0
2005-06	Jermareo Davidson, C	31	276	8.9
2006-07	Richard Hendrix, F	32	279	8.7
2007-08	Richard Hendrix, F	32	323	10.1
2008-09	JaMychal Green, F	32	242	7.6
2009-10	JaMychal Green, F	31	222	7.2
2010-11	JaMychal Green, F	34	256	7.5
2011-12	JaMychal Green, F	26	192	7.4
2012-13	Rodney Cooper, G	35	158	4.5
2013-14	Rodney Cooper, G	32	156	4.9
2014-15	Michael Kessens, F	32	165	5.2
2015-16	Riley Norris, F	33	176	5.3
2016-17	Bola Olaniyan, F	33	212	6.4
2017-18	Donta Hall, F	34	224	6.6
2018-19	Donta Hall, F	34	298	8.8



JaMychal Green led the Tide in rebounding four consecutive seasons (2009, 10, 11, 12) and in scoring for two seasons (2011, 12).

RECORDS & HISTORY

YEAR-BY-YEAR LEADERS

FIELD GOALS MADE

Year	Player	FG
1946-47	Carl Shaeffer	61
1947-48	Carl Shaeffer	69
1948-49	Dick McKenzie	85
1949-50	Bryant Ivey	74
1950-51	Paul Sullivan	136
1951-52	Paul Sullivan	158
1952-53	Jerry Harper	140
1953-54	Jerry Harper	169
1954-55	Jerry Harper	190
1955-56	George Linn	198
1956-57	Jim Fulmer/Jack Kubiszyn	184
1957-58	Jack Kubiszyn	202
1958-59	Leonard Kaplan	114
1959-60	Porter Powers	115
1960-61	Henry Hoskins	157
1961-62	James Booth	121
1962-63	Bob Andrews	135
1963-64	Charles Perry	128
1964-65	Bob Andrews	159
1965-66	Mike Nordholz	143
1966-67	Mike Nordholz	201
1967-68	Mike Nordholz	187
1968-69	Gary Elliot	179
1969-70	Jimmy Hollon	196
1970-71	Alan House	161
1971-72	Wendell Hudson	203
1972-73	Wendell Hudson	262
1973-74	Charles Cleveland	192
1974-75	Leon Douglas	228
1975-76	Leon Douglas	228
1976-77	Reggie King	213
1977-78	Reggie King	218
1978-79	Reggie King	289
1979-80	Ken Johnson	203
1980-81	Eddie Phillips	194
1981-82	Eddie Phillips	179
1982-83	Bobby Lee Hurt	190
1983-84	Terry Williams	194
1984-85	Buck Johnson	209
1985-86	Buck Johnson	235
1986-87	Derrick McKey	247
1987-88	Michael Ansley	218
1988-89	Michael Ansley	255
1989-90	Melvin Cheatum	215
1990-91	Melvin Cheatum	217
1991-92	James Robinson	237
1992-93	James Robinson	202
1993-94	Jason Caffey	140
1994-95	Antonio McDyess	185
1995-96	Eric Washington	200
1996-97	Eric Washington	167
1997-98	Brian Williams	163
1998-99	Brian Williams	162
1999-00	Schea Cotton	136
2000-01	Erwin Dudley	210
2001-02	Erwin Dudley	207
2002-03	Erwin Dudley	162
2003-04	Kennedy Winston	194
2004-05	Kennedy Winston	203
2005-06	Jermareo Davidson	168
2006-07	Richard Hendrix	186
2007-08	Richard Hendrix	229
2008-09	Alonzo Gee	176
2009-10	Mikhail Torrance	163
2010-11	Tony Mitchell	228
2011-12	JaMychal Green	136
2012-13	Trevor Releford	167
2013-14	Trevor Releford	187
2014-15	Levi Randolph	169
2015-16	Retin Obasohan	193
2016-17	Braxton Key	139
2017-18	Collin Sexton	196
2018-19	Kira Lewis Jr.	157

FIELD GOAL ATTEMPTS

Year	Player	FGA
1946-47	Carl Shaeffer	306
1947-48	Carl Shaeffer	289
1948-49	Carl Shaeffer	279
1949-50	Bryant Ivey	235
1950-51	Paul Sullivan	284
1951-52	Paul Sullivan	345
1952-53	Jerry Harper	395
1953-54	Jerry Harper	419
1954-55	Georgia Linn	480
1955-56	George Linn	471
1956-57	Jim Fulmer	481
1957-58	Jack Kubiszyn	557
1958-59	Leonard Kaplan	282
1959-60	Porter Powers	312
1960-61	Henry Hoskins	377
1961-62	James Booth	337
1962-63	James Booth	305
1963-64	Charles Perry	333
1964-65	Harry Hammonds	327
1965-66	Mike Nordholz	271
1966-67	Mike Nordholz	401
1967-68	Gary Elliot	398
1968-69	Gary Elliot	464
1969-70	Jimmy Hollon	430
1970-71	Jimmy Hollon	345
1971-72	Wendell Hudson	392
1972-73	Wendell Hudson	462
1973-74	Charles Cleveland	449
1974-75	Charles Cleveland	438
1975-76	Leon Douglas	471
1976-77	Ricky Brown	459
1977-78	Reggie King	371
1978-79	Reggie King	507
1979-80	Ken Johnson	415
1980-81	Eddie Phillips	379
1981-82	Eddie Phillips	352
1982-83	Ennis Whatley	366
1983-84	Terry Williams	373
1984-85	Buck Johnson	373
1985-86	Buck Johnson	407
1986-87	Derrick McKey	425
1987-88	Michael Ansley	389
1988-89	Michael Ansley	446
1989-90	Melvin Cheatum	415
1990-91	Melvin Cheatum	450
1991-92	James Robinson	533
1992-93	James Robinson	481
1993-94	Jamal Faulkner	321
1994-95	Antonio McDyess	361
1995-96	Eric Washington	469
1996-97	Eric Washington	389
1997-98	Brian Williams	454
1998-99	Brian Williams	427
1999-00	Rod Grizzard	352
2000-01	Rod Grizzard	495
2001-02	Rod Grizzard	392
2002-03	Mo Williams	391
2003-04	Kennedy Winston	430
2004-05	Kennedy Winston	440
2005-06	Jermareo Davidson	352
2006-07	Jermareo Davidson	366
2007-08	Alonzo Gee	403
2008-09	Alonzo Gee	398
2009-10	Mikhail Torrance	347
2010-11	Tony Mitchell	437
2011-12	Trevor Releford	274
2012-13	Trevor Releford	351
2013-14	Trevor Releford	377
2014-15	Levi Randolph	351
2015-16	Retin Obasohan	410
2016-17	Braxton Key	321
2017-18	Collin Sexton	438
2018-19	Kira Lewis Jr.	363

FIELD GOAL PERCENTAGE (minimum 2 fga/game)

Year	Player	Pct.	FG-FGA
1946-47	Hayden Riley	.500	38-of-76
1947-48	W.J. Hamner	.353	61-of-173
1948-49	Dick McKenzie	.340	85-of-250
1949-50	Bob Schneider	.381	67-of-176
1950-51	Paul Sullivan	.479	136-of-284
1951-52	Paul Sullivan	.458	158-of-345
1952-53	Bill Sexton	.369	58-of-157
1953-54	Jerry Harper	.403	169-of-419
1954-55	Dennis O'Shea	.477	85-of-178
1955-56	Dennis O'Shea	.514	112-of-218
1956-57	E.B. Hamner	.465	47-of-101
1957-58	Dan Quindazzi	.464	51-of-110
1958-59	Dan Quindazzi	.458	60-of-131
1959-60	Larry Pennington	.493	85-of-176
1960-61	Henry Hoskins	.416	157-of-377
1961-62	Gary Blagburn	.395	109-of-276
1962-63	Bob Andrews	.538	135-of-251
1963-64	Bob Andrews	.412	106-of-258
1964-65	Bob Andrews	.497	159-of-320
1965-66	Mike Nordholz	.528	143-of-271
1966-67	Mike Nordholz	.501	201-of-401
1967-68	Mike Nordholz	.477	187-of-392
1968-69	Tommy Suitts	.510	106-of-208
1969-70	Alan House	.470	133-of-283
1970-71	Alan House	.514	161-of-313
1971-72	Wendell Hudson	.518	203-of-392
1972-73	Wendell Hudson	.567	262-of-462
1973-74	Leon Douglas	.490	164-of-335
1974-75	Leon Douglas	.551	228-of-414
1975-76	Anthony Murray	.494	132-of-267
1976-77	Reggie King	.544	213-of-386
1977-78	Reggie King	.588	218-of-371
1978-79	Eddie Phillips	.602	201-of-334
1979-80	Eddie Phillips	.514	196-of-381
1980-81	Eddie Phillips	.512	194-of-379
1981-82	Bobby Lee Hurt	.618	126-of-204
1982-83	Bobby Lee Hurt	.611	190-of-311
1983-84	Bobby Lee Hurt	.664	168-of-253
1984-85	Bobby Lee Hurt	.633	162-of-256
1985-86	Derrick McKey	.636	178-of-280
1986-87	Michael Ansley	.597	145-of-243
1987-88	Michael Ansley	.564	218-of-389
1988-89	Michael Ansley	.572	255-of-446
1989-90	Melvin Cheatum	.518	215-of-415
1990-91	Melvin Cheatum	.531	77-of-145
1991-92	Andre Perry	.589	139-of-236
1992-93	Jason Caffey	.518	169-of-326
1993-94	Antonio McDyess	.564	132-of-234
1994-95	Antonio McDyess	.512	185-of-361
1995-96	Roy Rogers	.524	186-of-355
1996-97	Thalamus McGhee	.496	65-of-131
1997-98	Demetrius Alexander	.462	145-of-314
1998-99	MC Mazique	.518	118-of-228
1999-00	Erwin Dudley	.498	109-of-219
2000-01	Erwin Dudley	.529	210-of-397
2001-02	Erwin Dudley	.556	207-of-372
2002-03	Erwin Dudley	.518	162-of-313
2003-04	Chuck Davis	.514	143-of-278
2004-05	Jermareo Davidson	.577	90-of-156
2005-06	Richard Hendrix	.557	108-of-194
2006-07	Richard Hendrix	.602	186-of-309
2007-08	Richard Hendrix	.598	229-of-383
2008-09	JaMychal Green	.538	126-of-234
2009-10	JaMychal Green	.495	162-of-327
2010-11	Tony Mitchell	.522	228-of-437
2011-12	JaMychal Green	.546	136-of-249
2012-13	Nick Jacobs	.539	118-of-219
2013-14	Nick Jacobs	.520	93-of-179
2014-15	Jimmie Taylor	.602	71-of-118
2015-16	Jimmie Taylor	.571	68-of-119
2016-17	Donta Hall	.658	79-of-120
2017-18	Donta Hall	.726	151-of-208
2018-19	Donta Hall	.616	133-of-216

RECORDS & HISTORY

YEAR-BY-YEAR LEADERS

3-PT FIELD GOALS MADE


Year	Player	3FG
1986-87	Mark Gottfried	81
1987-88	Alvin Lee	72
1988-89	Alvin Lee	60
1989-90	Keith Askins	51
1990-91	James Robinson	64
1991-92	James Robinson	83
1992-93	James Robinson	78
1993-94	Marvin Orange	58
1994-95	Eric Washington	69
1995-96	Eric Washington	113
1996-97	Eric Washington	75
1997-98	Brian Williams	85
1998-99	Brian Williams	68
1999-00	Terrance Meade	60
2000-01	Rod Grizzard	70
2001-02	Terrance Meade	45
2002-03	Mo Williams	57
2003-04	Earnest Shelton	77
2004-05	Earnest Shelton	91
2005-06	Jean Felix	56
2006-07	Mykal Riley	77
2007-08	Mykal Riley	103
2008-09	Senario Hillman	29
2009-10	Charvez Davis	54
2010-11	Charvez Davis	71
2011-12	Trevor Lacey	31
2012-13	Trevor Lacey	62
2013-14	Trevor Releford	72
2014-15	Rodney Cooper	49
2015-16	Arthur Edwards	71
2016-17	Riley Norris	47
2017-18	John Petty	90
2018-19	John Petty	59

3-PT FIELD GOAL ATTEMPTS

Year	Player	3FGA
1986-87	Mark Gottfried	167
1987-88	Alvin Lee	150
1988-89	Alvin Lee	129
1989-90	Keith Askins	140
1990-91	James Robinson	153
1991-92	James Robinson	232
1992-93	James Robinson	222
1993-94	Marvin Orange	135
1994-95	Eric Washington	172
1995-96	Eric Washington	279
1996-97	Eric Washington	199
1997-98	Brian Williams	248
1998-99	Brian Williams	189
1999-00	Rod Grizzard	192
2000-01	Rod Grizzard	214
2001-02	Rod Grizzard	144
2002-03	Mo Williams	180
2003-04	Earnest Shelton	220
2004-05	Earnest Shelton	229
2005-06	Jean Felix	177
2006-07	Mykal Riley	208
2007-08	Mykal Riley	238
2008-09	Senario Hillman	101
2009-10	Charvez David	133
2010-11	Charvez Davis	205
2011-12	Trevor Lacey	103
2012-13	Trevor Lacey	166
2013-14	Trevor Releford	183
2014-15	Rodney Cooper	131
2015-16	Arthur Edwards	180
2016-17	Riley Norris	141
2017-18	John Petty	242
2018-19	John Petty	171

3-PT FIELD GOAL PERCENTAGE (min. 1 3FG/G)

Year	Player	Pct.	3FG-3FGA
1986-87	James Jackson	.491	28-of-57
1987-88	Alvin Lee	.480	72-of-150
1988-89	Alvin Lee	.465	60-of-129
1989-90	Robert Horry	.427	50-of-117
1990-91	Gary Waites	.515	52-of-101
1991-92	Latrell Sprewell	.398	68-of-171
1992-93	James Robinson	.358	78-of-222
1993-94	Marvin Orange	.430	58-of-135
1994-95	Bryan Passink	.407	22-of-54
1995-96	Eric Washington	.405	113-of-279
1996-97	Brian Williams	.387	74-of-191
1997-98	Damon Bacote	.351	46-of-131
1998-99	Chris Rollins	.364	32-of-88
1999-00	Terrance Meade	.423	60-of-142
2000-01	Travis Stinnett	.442	42-of-95
2001-02	Antoine Pettway	.408	29-of-71
2002-03	Antoine Pettway	.436	34-of-78
2003-04	Emmett Thomas	.440	55-of-125
2004-05	Jean Felix	.453	34-of-75
2005-06	Ronald Steele	.412	54-of-131
2006-07	Brandon Hollinger	.429	30-of-70
2007-08	Mykal Riley	.433	103-of-238
2008-09	Anthony Brock	.449	22-of-49
2009-10	Charvez Davis	.406	54-of-133
2010-11	Charvez Davis	.346	71-of-205
2011-12	Tony Mitchell	.311	23-of-74
2012-13	Trevor Releford	.407	48-of-118
2013-14	Trevor Releford	.393	72-of-183
2014-15	Rodney Cooper	.374	49-of-131
2015-16	Arthur Edwards	.394	71-of-180
2016-17	Dazon Ingram	.429	21-of-49
2017-18	John Petty	.372	90-of-242
2018-19	Kira Lewis Jr.	.358	54-of-151



James Robinson was Alabama's top three-point shooter in each of his three seasons before moving on to the NBA in 1993.

RECORDS & HISTORY

YEAR-BY-YEAR LEADERS

FREE THROWS MADE

Year	Player	FT
1946-47	W.J. Hamner	42
1947-48	W.J. Hamner	60
1948-49	W.J. Hamner	62
1949-50	Bryant Ivey	41
1950-51	Paul Sullivan	63
1951-52	Paul Sullivan	85
1952-53	Jerry Harper	93
1953-54	Jerry Harper/George Linn	89
1954-55	Jerry Harper	125
1955-56	Jerry Harper	166
1956-57	Jim Fulmer	189
1957-58	Jack Kubiszyn	179
1958-59	Lloyd Johnson	100
1959-60	Larry Pennington	73
1960-61	Larry Pennington	136
1961-62	Darrell Estes	79
1962-63	Bob Andrews	123
1963-64	Bob Andrews	135
1964-65	Bob Andrews	183
1965-66	Mike Nordholz	84
1966-67	Mike Nordholz	122
1967-68	Mike Nordholz	128
1968-69	Gary Elliot	83
1969-70	Jimmy Hollon	112
1970-71	Alan House	144
1971-72	Wendell Hudson	105
1972-73	Wendell Hudson	96
1973-74	Leon Douglas	68
1974-75	Leon Douglas	103
1975-76	Leon Douglas	121
1976-77	Reggie King	117
1977-78	Reggie King	136
1978-79	Reggie King	169
1979-80	Eddie Phillips	110
1980-81	Eddie Phillips	105
1981-82	Eddie Phillips	107
1982-83	Ennis Whatley	121
1983-84	Bobby Lee Hurt	131
1984-85	Terry Coner	116
1985-86	Buck Johnson	129
1986-87	Jim Farmer	118
1987-88	Michael Ansley	125
1988-89	Michael Ansley	119
1989-90	Melvin Cheatum	118
1990-91	Melvin Cheatum	108
1991-92	Robert Horry	120
1992-93	James Robinson	116
1993-94	Jason Caffey	90
1994-95	Antonio McDyess	88
1995-96	Eric Washington	83
1996-97	Brian Williams	85
1997-98	Brian Williams	88
1998-99	Brian Williams	126
1999-00	Schea Cotton	132
2000-01	Rod Grizzard	147
2001-02	Rod Grizzard	122
2002-03	Erwin Dudley	104
2003-04	Kennedy Winston	128
2004-05	Chuck Davis	136
2005-06	Ronald Steele	124
2006-07	Jermareo Davidson	117
2007-08	Richard Hendrix	108
2008-09	Alonzo Gee	101
2009-10	Mikhail Torrance	135
2010-11	JaMychal Green	146
2011-12	Trevor Releford	98
2012-13	Trevor Releford	126
2013-14	Trevor Releford	128
2014-15	Levi Randolph	146
2015-16	Retin Obasohan	146
2016-17	Dazon Ingram	103
2017-18	Collin Sexton	196
2018-19	Kira Lewis Jr.	90

FREE THROW ATTEMPTS

Year	Player	FTA
1946-47	W.J. Hamner	66
1947-48	W.J. Hamner	97
1948-49	W.J. Hamner	84
1949-50	Bryant Ivey	59
1950-51	Bryant Ivey/Paul Sullivan	94
1951-52	Paul Sullivan	127
1952-53	Jerry Harper	167
1953-54	Jerry Harper	161
1954-55	Jerry Harper	213
1955-56	Jerry Harper	243
1956-57	Jim Fulmer	263
1957-58	Jack Kubiszyn	233
1958-59	Lloyd Johnson	124
1959-60	Henry Hoskins	105
1960-61	Larry Pennington	175
1961-62	Darrell Estes	103
1962-63	Bob Andrews	158
1963-64	Bob Andrews	189
1964-65	Bob Andrews	234
1965-66	Mike Nordholz	138
1966-67	Mike Nordholz	193
1967-68	Mike Nordholz	190
1968-69	Gary Elliot	98
1969-70	Jimmy Hollon	142
1970-71	Alan House	186
1971-72	Wendell Hudson	197
1972-73	Wendell Hudson	182
1973-74	Leon Douglas	113
1974-75	Leon Douglas	165
1975-76	Leon Douglas	204
1976-77	Reggie King	179
1977-78	Reggie King	207
1978-79	Reggie King	236
1979-80	Eddie Phillips	182
1980-81	Eddie Phillips	181
1981-82	Eddie Phillips	138
1982-83	Bobby Lee Hurt	160
1983-84	Bobby Lee Hurt	182
1984-85	Buck Johnson	156
1985-86	Buck Johnson	155
1986-87	Jim Farmer	133
1987-88	Michael Ansley	171
1988-89	Michael Ansley	155
1989-90	Melvin Cheatum	157
1990-91	Melvin Cheatum	151
1991-92	Robert Horry	165
1992-93	James Robinson	170
1993-94	Jason Caffey	143
1994-95	Jason Caffey	145
1995-96	Eric Washington	105
1996-97	Brian Williams	108
1997-98	Brian Williams	108
1998-99	Brian Williams	147
1999-00	Schea Cotton	184
2000-01	Rod Grizzard	181
2001-02	Erwin Dudley	171
2002-03	Erwin Dudley	145
2003-04	Kennedy Winston	177
2004-05	Chuck Davis	173
2005-06	Jermareo Davidson	142
2006-07	Richard Hendrix/ Jermareo Davidson	151
2007-08	Richard Hendrix	201
2008-09	Alonzo Gee	161
2009-10	JaMychal Green	164
2010-11	JaMychal Green	198
2011-12	JaMychal Green	129
2012-13	Trevor Releford	153
2013-14	Retin Obasohan	156
2014-15	Levi Randolph	174
2015-16	Retin Obasohan	209
2016-17	Dazon Ingram	156
2017-18	Collin Sexton	252
2018-19	Donta Hall	124

FREE THROW PERCENTAGE (minimum 2 fta/game)

Year	Player	Pct.	FT-FTA
1946-47	J.F. Sharp	.714	30-of-42
1947-48	W.J. Hamner	.619	60-of-97
1948-49	W.J. Hamner	.738	62-of-84
1949-50	Bryant Ivey	.695	41-of-59
1950-51	Sammy Moore	.802	61-of-76
1951-52	Sammy Moore	.696	55-of-79
1952-53	Jim Grant	.687	57-of-83
1953-54	Dennis O'Shea	.688	55-of-80
1954-55	George Linn	.758	113-of-149
1955-56	George Linn	.801	137-of-171
1956-57	Dale Shuman	.822	88-of-107
1957-58	Jack Kubiszyn	.768	179-of-233
1958-59	Lloyd Johnson	.806	100-of-124
1959-60	Porter Powers	.780	70-of-91
1960-61	Larry Pennington	.777	136-of-175
1961-62	Hinton Butler	.811	60-of-74
1962-63	J.W. Berry	.847	77-of-91
1963-64	Charles Perry	.863	87-of-101
1964-65	Bob Andrews	.779	183-of-234
1965-66	Guy Lee Turner	.769	80-of-104
1966-67	Gary Elliot	.768	53-of-69
1967-68	Gary Elliot	.796	78-of-98
1968-69	Gary Elliot	.847	83-of-98
1969-70	Bobby Lynch	.814	70-of-86
1970-71	Bobby Lynch	.806	75-of-93
1971-72	Paul Ellis	.837	77-of-92
1972-73	Paul Ellis	.767	46-of-60
1973-74	Ricky Brown	.767	69-of-90
1974-75	Charles Cleveland	.773	58-of-75
1975-76	Ricky Brown	.717	86-of-120
1976-77	Robert Scott	.796	78-of-98
1977-78	Robert Scott	.696	55-of-79
1978-79	Robert Scott	.719	100-of-139
1979-80	Robert Scott	.708	92-of-130
1980-81	Mike Davis	.789	75-of-95
1981-82	Eddie Phillips	.775	107-of-138
1982-83	Ennis Whatley	.771	121-of-157
1983-84	Eric Richardson	.814	57-of-70
1984-85	Terry Coner	.773	116-of-150
1985-86	Buck Johnson	.832	129-of-155
1986-87	Jim Farmer	.887	118-of-133
1987-88	Alvin Lee	.841	74-of-88
1988-89	Alvin Lee	.779	60-of-77
1989-90	Robert Horry	.760	79-of-104
1990-91	Robert Horry	.804	82-of-102
1991-92	Latrell Sprewell	.771	101-of-131
1992-93	Cedric Moore	.764	84-of-110
1993-94	Marvin Orange	.742	49-of-66
1994-95	Jamal Faulkner	.688	55-of-88
1995-96	Brian Williams	.802	73-of-91
1996-97	Demetrius Alexander	.800	84-of-105
1997-98	Brian Williams	.815	88-of-108
1998-99	Brian Williams	.857	126-of-147
1999-00	Terrance Martin	.763	53-of-74
2000-01	Rod Grizzard	.812	147-of-181
2001-02	Mo Williams	.857	84-of-98
2002-03	Mo Williams	.838	98-of-117
2003-04	Earnest Shelton	.824	122-of-148
2004-05	Ronald Steele	.813	52-of-64
2005-06	Ronald Steele	.892	124-of-139
2006-07	Mykal Riley	.797	51-of-64
2007-08	Mykal Riley	.750	54-of-72
2008-09	Mikhail Torrance	.884	76-of-86
2009-10	Mikhail Torrance	.865	135-of-156
2010-11	Trevor Releford	.752	85-of-113
2011-12	Trevor Releford	.817	98-of-120
2012-13	Trevor Releford	.824	124-of-153
2013-14	Trevor Releford	.848	128-of-151
2014-15	Levi Randolph	.839	146-of-174
2015-16	Justin Coleman	.890	73-of-82
2016-17	Shannon Hale	.705	31-of-44
2017-18	Collin Sexton	.778	196-of-252
2018-19	Kira Lewis Jr.	.783	90-of-115

RECORDS & HISTORY

YEAR-BY-YEAR LEADERS

ASSISTS

Year	Player	Assists
1968-69	Gary Elliott	67
1969-70	Bobby Lynch	78
1970-71	Bobby Lynch	123
1971-72	Ray Odums	144
1972-73	Ray Odums	177
1973-74	Ray Odums	107
1974-75	Charles Cleveland	104
1975-76	Anthony Murray	142
1976-77	Anthony Murray	102
1977-78	Anthony Murray	127
1978-79	Robert Scott	191
1979-80	Robert Scott	125
1980-81	Eric Richardson	87
1981-82	Ennis Whatley	178
1982-83	Ennis Whatley	220
1983-84	Eric Richardson	186
1984-85	Terry Coner	184
1985-86	Terry Coner	241
1986-87	Terry Coner	173
1987-88	Craig Dudley	99
1988-89	Gary Waites	191
1989-90	Gary Waites	168
1990-91	Gary Waites	176
1991-92	Robert Horry	80
1992-93	James Robinson	80
1993-94	Artie Griffin	90
1994-95	Marvin Orange	139
1995-96	Marco Whitfield	88
1996-97	Brian Williams	120
1997-98	Chauncey Jones	109
1998-99	Chauncey Jones	98
1999-00	Tarik London	142
2000-01	Rod Grizzard	75
2001-02	Mo Williams	159
2002-03	Mo Williams	112
2003-04	Antoine Pettway	114
2004-05	Ronald Steele	160
2005-06	Ronald Steele	132
2006-07	Ronald Steele	105
2007-08	Brandon Hollinger	103
2008-09	Senario Hillman	67
2009-10	Mikhail Torrance	162
2010-11	Trevor Releford	125
2011-12	Trevor Releford	88
2012-13	Trevor Lacey	115
2013-14	Trevor Releford	97
2014-15	Levi Randolph	84
2015-16	Justin Coleman	110
2016-17	Dazon Ingram	113
2017-18	Collin Sexton	119
2018-19	Kira Lewis Jr.	98

BLOCKS

Year	Player	Blocks
1973-74	Leon Douglas	78
1974-75	Leon Douglas	80
1975-76	Leon Douglas	77
1976-77	Ricky Brown	39
1977-78	Reginald King	28
1978-79	Reginald King	34
1979-80	Eddie Phillips	32
1980-81	Phillip Lockett	35
1981-82	Bobby Lee Hurt	45
1982-83	Bobby Lee Hurt	50
1983-84	Bobby Lee Hurt	41
1984-85	Bobby Lee Hurt	51
1985-86	Derrick McKey	76
1986-87	Derrick McKey	75
1987-88	Melvin Cheatum	32
1988-89	Robert Horry	37
1989-90	Robert Horry	51
1990-91	Robert Horry	77
1991-92	Robert Horry	121
1992-93	Cedric Moore	32
1993-94	Antonio McDyess	39
1994-95	Roy Rogers	68
1995-96	Roy Rogers	156
1996-97	Jeremy Hays	31
1997-98	Jeremy Hays	56
1998-99	Jeremy Hays	43
1999-00	Rod Grizzard	37
2000-01	Rod Grizzard	38
2001-02	Kenny Walker	39
2002-03	Kenny Walker	51
2003-04	Jermareo Davidson	46
2004-05	Chuck Davis	62
2005-06	Jermareo Davidson	58
2006-07	Jermareo Davidson	70
2007-08	Richard Hendrix	63
2008-09	JaMychal Green	51
2009-10	JaMychal Green	52
2010-11	JaMychal Green	70
2011-12	JaMychal Green	39
2012-13	Moussa Gueye	52
2013-14	Jimmie Taylor	40
2014-15	Jimmie Taylor	59
2015-16	Jimmie Taylor	59
2016-17	Donta Hall	48
2017-18	Donta Hall	68
2018-19	Donta Hall	56

STEALS

Year	Player	Steals
1975-76	T.R. Dunn	51
1976-77	Not Available	
1977-78	Anthony Murray	79
1978-79	Robert Scott	50
1979-80	Robert Scott	37
1980-81	Mike Davis	49
1981-82	Mike Davis	44
1982-83	Ennis Whatley	61
1983-84	Eric Richardson	55
1984-85	Terry Coner	71
1985-86	Terry Coner	53
1986-87	Derrick McKey	45
1987-88	Craig Dudley	46
1988-89	Gary Waites	35
1989-90	Robert Horry	54
1990-91	Melvin Cheatum/Robert Horry	38
1991-92	Latrell Sprewell	63
1992-93	James Robinson	47
1993-94	Artie Griffin/Walter Pitts	34
1994-95	Artie Griffin	39
1995-96	Eric Washington	54
1996-97	Eric Washington	46
1997-98	Chauncey Jones	40
1998-99	Chris Rollins	43
1999-00	Terrance "Doc" Martin	36
2000-01	Gerald Wallace	42
2001-02	Mo Williams	60
2002-03	Mo Williams	36
2003-04	Antoine Pettway	67
2004-05	Ronald Steele	36
2005-06	Ronald Steele	45
2006-07	Mykal Riley	42
2007-08	Mykal Riley	54
2008-09	Senario Hillman	57
2009-10	Anthony Brock/Senario Hillman	48
2010-11	Trevor Releford	60
2011-12	Trevor Releford	64
2012-13	Trevor Releford	70
2013-14	Trevor Releford	69
2014-15	Levi Randolph	50
2015-16	Retin Obasohan	45
2016-17	Dazon Ingram	30
2017-18	Herbert Jones	44
2018-19	Herbert Jones	32



Donta Hall established the single-season school record for field goal percentage (.716) and dunks (75) in 2018, while also leading the Tide in blocked shots for three straight seasons.

RECORDS & HISTORY

ALL-TIME RESULTS



The Tide's 1934 team won the first SEC title in school history.

	vs. Sewanee !	-/-	W	41	28
Feb. 25	Mississippi State !	-/-	L	25	30

* SEC game
 ^ Birmingham, Ala.
 ! SEC Tournament

1933-34

Coach: Hank Crisp

16-2 (13-2 SEC) • (8-0 Home, 5-1 Road, 3-1 Neutral)

SEC Regular-Season Champions
 SEC Tournament Champions

Date	Opponent	AP Rank	W/L	UA	Opp
Jan. 5	Tulane *	-/-	W	48	23
Jan. 6	Tulane *	-/-	W	53	18
Jan. 12	LSU *	-/-	W	36	33
Jan. 13	LSU *	-/-	W	37	29
Jan. 16	Tennessee *	-/-	W	44	31
Jan. 22	at Ole Miss *	-/-	W	50	25
Jan. 27	at Ole Miss *	-/-	W	34	18
Jan. 29	at Mississippi State *	-/-	W	37	24
Feb. 1	vs. Kentucky *^	-/-	L	28	33
Feb. 3	Georgia Tech *	-/-	W	63	18
	at Vanderbilt *	-/-	W	38	32
Feb. 8	at Kentucky *	-/-	L	21	26
Feb. 9	at Tennessee *	-/-	W	54	26
Feb. 12	Georgia *	-/-	W	51	17
Feb. 16	Mississippi State *	-/-	W	29	28
Feb. 24	vs. Mississippi State !	-/-	W	37	25
Feb. 26	vs. Tennessee !	-/-	W	29	26
Feb. 28	vs. Florida !	-/-	W	41	25

* SEC game
 ^ Birmingham, Ala.
 ! SEC Tournament

1934-35

Coach: Hank Crisp

9-8 (8-7 SEC) • (6-2 Home, 3-5 Road, 0-1 Neutral)

Date	Opponent	AP Rank	W/L	UA	Opp
	Olsen's Swedes	-/-	L	32	35
Jan. 4	at Tulane *	-/-	W	24	12
Jan. 5	at Tulane *	-/-	W	31	26
Jan. 7	at LSU *	-/-	L	32	34
Jan. 8	at LSU *	-/-	L	39	41
Jan. 14	Ole Miss *	-/-	W	38	26
Jan. 15	Ole Miss *	-/-	W	42	27

	Vanderbilt *	-/-	L	33	44
Feb. 1	vs. Kentucky *^	-/-	L	26	33
Feb. 4	Tennessee *	-/-	W	45	29
Feb. 7	Florida *	-/-	W	27	25
Feb. 9	at Tennessee *	-/-	W	30	28
Feb. 11	at Kentucky *	-/-	L	16	25
	Howard	-/-	W	47	23
Feb. 20	at Georgia *	-/-	L	21	26
Feb. 22	Mississippi State *	-/-	W	30	22
Feb. 23	at Mississippi State *	-/-	L	41	45

* SEC game
 ^ Birmingham, Ala.

1935-36

Coach: Hank Crisp

15-9 (9-6 SEC) • (11-1 Home, 2-5 Road, 2-3 Neutral)

Date	Opponent	AP Rank	W/L	UA	Opp
	Birmingham YMCA	-/-	W	28	12
	Olsen's Swedes	-/-	W	42	18
	Oglethorpe	-/-	W	54	25
Jan. 3	Tulane *	-/-	W	26	20
Jan. 4	Tulane *	-/-	W	34	25
Jan. 10	LSU *	-/-	W	37	25
Jan. 11	LSU *	-/-	W	43	34
Jan. 18	Tennessee *	-/-	L	34	39
Jan. 27	at Ole Miss *	-/-	L	34	42
Jan. 28	at Ole Miss *	-/-	W	38	32
Jan. 29	at Mississippi State *	-/-	L	20	33
Feb. 3	vs. Kentucky *	-/-	L	30	32
	at Vanderbilt *	-/-	W	32	30
Feb. 7	at Kentucky *	-/-	L	34	40
	at Xavier	-/-	L	21	35
Feb. 10	at Tennessee *	-/-	L	20	28
	Vanderbilt *	-/-	W	33	28
Feb. 17	Georgia *	-/-	W	41	28
	Howard	-/-	W	34	23
	vs. NY Celtics	-/-	L	24	41
Feb. 24	Mississippi State *	-/-	W	54	19
	vs. LSU !	-/-	W	52	30
Feb. 29	vs. Georgia Tech !	-/-	W	43	34
March 2	vs. Tennessee !	-/-	L	25	29

* SEC game
 ! SEC Tournament

1936-37

Coach: Hank Crisp

11-10 (7-8 SEC) • (7-2 Home, 3-6 Road, 1-2 Neutral)

Date	Opponent	AP Rank	W/L	UA	Opp
	Birmingham YMCA	-/-	W	43	23
Jan. 4	at Tulane *	-/-	L	22	33
Jan. 5	at Tulane *	-/-	W	28	27
Jan. 6	at LSU *	-/-	L	23	43
Jan. 7	at LSU *	-/-	L	27	47
Jan. 16	Tennessee *	-/-	L ^{20T}	31	36
Feb. 8	at Tennessee *	-/-	L	23	26
	at Vanderbilt *	-/-	L	19	23
	Vanderbilt *	-/-	W	29	19
Jan. 26	at Georgia *	-/-	L	19	29
	Howard	-/-	W	26	23
	Loyola-New Orleans	-/-	W	51	28
Feb. 1	vs. Kentucky *^	-/-	L	37	38
Feb. 10	at Kentucky *	-/-	W	34	31
	Chattanooga	-/-	L	29	32
Feb. 15	Ole Miss *	-/-	W	38	34
Feb. 16	Ole Miss *	-/-	W	32	31
Feb. 19	at Mississippi State *	-/-	W	32	20
Feb. 20	Mississippi State *	-/-	W	38	25
Feb. 26	vs. Ole Miss !	-/-	W	35	34
Feb. 27	vs. Tennessee !	-/-	L	25	42

* SEC game
 ^ Birmingham, Ala.
 ! SEC Tournament

1937-38


Coach: Hank Crisp

4-13 (4-12 SEC) • (4-2 Home, 0-9 Road, 0-2 Neutral)

Date	Opponent	AP Rank	W/L	UA	Opp
Jan. 7	at Tulane *	-/-	L	19	24
Jan. 8	at Tulane *	-/-	L	21	45
Jan. 14	Tennessee *	-/-	L	17	27
	Vanderbilt *	-/-	L	36	39
Jan. 26	at Georgia Tech *	-/-	L	24	36
Jan. 31	vs. Kentucky * ^	-/-	L	31	57
	at Vanderbilt *	-/-	L	26	46
Feb. 7	LSU *	-/-	W	41	33
Feb. 8	LSU *	-/-	W	33	32
Feb. 11	at Tennessee *	-/-	L	22	36
Feb. 12	at Kentucky *	-/-	L	21	28
Feb. 14	Georgia *	-/-	W	39	26
Feb. 16	at Ole Miss *	-/-	L	36	43

RECORDS & HISTORY

ALL-TIME RESULTS



The 1975-76 team went 23-5, won the SEC, made it to the Sweet 16 and finished at No. 6 in the nation.

Jan. 17	Kentucky *	-/3	W	59	55
Jan. 21	at Georgia *	-/-	W	83	71
Jan. 24	at Florida *	-/-	L	91	97
Jan. 28	Auburn *	-/-	W	83	73
Jan. 31	at Tennessee *	-/11	L	58	67
Feb. 4	Mississippi State *	-/-	W	91	79
Feb. 7	Ole Miss *	-/-	W	51	49
Feb. 11	at LSU *	-/4	L	57	70
Feb. 14	at Kentucky *	-/11	L	62	77
Feb. 18	Georgia *	-/-	W	91	74
Feb. 21	Florida *	-/-	W	57	44
Feb. 25	at Auburn *	-/-	L	54	56
Feb. 28	Vanderbilt *	-/-	W	82	68
March 5	vs. Georgia !	-/-	L	80	88
March 14	at St. John's #	-/-	W	73	69
March 19	at Duke %	-/-	L	70	75

^ Birmingham, Ala.
 & Cable Car Classic (Santa Clara, Calif.)
 ! SEC Tournament (Birmingham, Ala.)
 # NIT (New York City)
 % NIT (Durham, N.C.)
 * SEC game

1981-82

Coach: Wimp Sanderson

24-7 (12-6 SEC) • (11-1 Home, 7-5 Road, 6-1 Neutral)

SEC Tournament Champions
 NCAA Sweet 16 (East Regional)
 No. 13 AP Final Ranking

Date	Opponent	AP Rank	W/L	UA	Opp
Nov. 27	New Hampshire	10/-	W	99	65
Dec. 1	Tennessee-Martin	17/-	W	94	64
Dec. 5	at Texas Tech	17/-	W	95	93
Dec. 7	at SMU	17/-	W	69	62
Dec. 12	Vanderbilt *	16/-	W	79	68
Dec. 19	vs. Penn State ^	14/-	W	88	64
Dec. 21	Biscayne	14/-	W	94	63
Dec. 28	vs. Delaware &	12/-	W	84	62
Dec. 29	vs. Maine &	12/-	W	77	61
Jan. 2	at Tennessee *	12/-	L	67	88
Jan. 6	at Mississippi State *	16/-	W	71	53
Jan. 9	Ole Miss *	16/-	W	75	64
Jan. 13	LSU *	13/-	W	109	86
Jan. 16	at Kentucky *	13/6	L	69	86
Jan. 20	Georgia *	16/-	W	81	66
Jan. 23	Florida *	16/-	W	82	71
Jan. 27	at Auburn *	13/-	W	67	65

Jan. 30	Tennessee *	13/15	W ^{OT}	77	72
Feb. 3	Mississippi State *	8/-	W	66	63
Feb. 6	at Ole Miss *	8/-	L	69	79
Feb. 10	at LSU *	10/-	L	68	73
Feb. 13	Kentucky *	10/12	L	62	72
Feb. 17	at Georgia *	19/-	W	99	85
Feb. 20	at Florida *	19/-	W	70	69
Feb. 24	Auburn *	17/-	W	74	72
Feb. 27	at Vanderbilt *	17/-	L	63	80
March 4	vs. Georgia !	13/-	W	85	74
March 5	vs. Tennessee !	13/-	W	56	50
March 6	vs. Kentucky !	13/-	W	48	46
March 14	vs. St. John's #	13/-	W	69	68
March 19	vs. North Carolina %	13/-	L	69	74

^ Birmingham, Ala.
 & Best Holiday Classic (Portland, Maine)
 ! SEC Tournament (Lexington, Ky.)
 # NCAA Tournament (Uniondale, N.Y.)
 % NCAA Tournament (Raleigh, N.C.)
 * SEC game

1982-83

Coach: Wimp Sanderson

20-12 (8-10 SEC) • (11-2 Home, 3-8 Road, 6-2 Neutral)

SEC Tournament Runner-up

NCAA First Round (Midwest Regional)

Date	Opponent	AP Rank	W/L	UA	Opp
Nov. 29	vs. Middle Tennessee	12/-	W	103	58
Dec. 4	Texas Tech	13/-	W	74	53
Dec. 6	SMU	13/-	W	74	56
Dec. 11	at Penn State	11/-	W ^{3OT}	75	67
Dec. 18	Louisiana Tech	10/-	W	88	73
Dec. 20	Texas Southern	10/-	W	88	58
Dec. 28	vs. Southern California &	6/-	W	74	61
Dec. 29	vs. Georgetown &	6/10	W	94	73
Jan. 3	at Florida *	6/-	L	85	89
Jan. 5	at Auburn *	5/-	L	80	91
Jan. 8	Kentucky *	5/3	W	74	67
Jan. 11	Vanderbilt *	10/-	L	79	81
Jan. 15	at Georgia *	-/-	L	64	67
Jan. 18	at Tennessee *	-/-	L	64	73
Jan. 22	LSU *	-/-	W	75	70
Jan. 24	Ole Miss *	-/-	L	63	64
Jan. 28	at UCLA	-/1	W	70	67
Jan. 31	at Mississippi State *	-/-	L	69	78
Feb. 5	at Kentucky *	-/15	L	70	76
Feb. 7	at Vanderbilt *	-/-	L	60	61

Feb. 12	Georgia *	-/-	W	73	71
Feb. 14	Tennessee *	-/-	W	90	78
Feb. 19	at LSU *	-/-	W	71	67
Feb. 21	at Ole Miss *	-/-	L	52	56
Feb. 26	Mississippi State *	-/-	W	83	58
March 3	Florida *	-/-	W ^{2OT}	106	99
March 6	Auburn *	-/-	W	86	78
March 10	vs. Auburn !	-/-	W	62	61
March 11	vs. Kentucky !	-/10	W	69	64
March 12	vs. Mississippi State !	-/-	W	51	50
March 13	vs. Georgia !	-/-	L	71	86
March 17	vs. Lamar #	-/-	L	50	73

^ Birmingham, Ala.
 & Winston Tire Care Classic (Los Angeles)
 ! SEC Tournament (Birmingham, Ala.)
 # NCAA Tournament (Houston, Texas)
 * SEC game

1983-84

Coach: Wimp Sanderson

18-12 (10-8 SEC) • (13-1 Home, 2-7 Road, 3-4 Neutral)

NCAA First Round (Midwest Regional)

Date	Opponent	AP Rank	W/L	UA	Opp
Nov. 26	Rider	-/-	W	70	50
Nov. 28	Cincinnati	-/-	W	83	64
Dec. 1	McNeese State	-/-	W	93	77
Dec. 7	East Tennessee State	-/-	W	87	64
Dec. 10	Tennessee-Martin	-/-	W	96	71
Dec. 15	vs. DePaul ^	-/-	L	76	77
Dec. 18	vs. Texas Tech ^	-/-	W	76	56
Dec. 28	vs. Michigan State &	-/-	W	81	69
Dec. 29	vs. Georgia Tech &	-/-	L	54	57
Jan. 2	Florida *	-/-	W	63	61
Jan. 5	Auburn *	-/-	L	86	91
Jan. 9	at Kentucky *	-/2	L	66	76
Jan. 11	at Vanderbilt *	-/-	L	67	69
Jan. 14	Georgia *	-/15	W	65	60
Jan. 16	Tennessee *	-/-	W	82	72
Jan. 21	at LSU *	-/15	L	84	85
Jan. 23	at Ole Miss *	-/-	W	69	56
Jan. 28	Mississippi State *	-/-	W	74	57
Feb. 4	Kentucky *	-/3	W	69	62
Feb. 6	Vanderbilt *	-/-	W	80	73
Feb. 10	at Georgia *	-/-	L	69	82
Feb. 13	at Tennessee *	-/-	W	72	66
Feb. 17	LSU *	-/17	W ^{OT}	51	49
Feb. 20	Ole Miss *	-/-	W	74	65

ALL-TIME RESULTS



The 1986-87 team won the SEC regular season and tournament championship and finished with a No. 9 national ranking.

^ Central Fidelity Classic (Richmond, Va.)
 % Mazda Gator Bowl Classic (Jacksonville, Fla.)
 & Red Lobster Classic (Orlando, Fla.)
 ! SEC Tournament (Knoxville, Tenn.)
 # NCAA Tournament (Atlanta)
 * SEC game

March 18 vs. Arizona # 23/14 W 77 55
 March 23 vs. Loyola Marymount ~ 23/21 L 60 62
 ^ San Juan Shootout (San Juan, Puerto Rico)
 % Cable Car Classic (Santa Clara, Calif.)
 ! SEC Tournament (Orlando, Fla.)
 # NCAA Tournament (Long Beach, Calif.)
 ~ NCAA Tournament (Oakland, Calif.)
 * SEC game

March 16 vs. Wake Forest # 19/- W 96 88
 March 21 vs. Arkansas ~ 19/2 L 70 93
 ^ Blue Angels Classic (Pensacola, Fla.)
 ! SEC Tournament (Nashville, Tenn.)
 # NCAA Tournament (Atlanta)
 ~ NCAA Tournament (Charlotte, N.C.)
 * SEC game

1989-90

Coach: Wimp Sanderson

26-9 (12-6 SEC) • (10-2 Home, 6-6 Road, 10-1 Neutral)

SEC Tournament Champions
 NCAA Sweet 16 (West Regional)
 No. 23 AP Final Ranking

Date	Opponent	AP Rank	W/L	UA	Opp
Nov. 24	vs. Western Kentucky ^	-/-	W	79	72
Nov. 25	vs. Eastern Michigan ^	-/-	W	64	61
Nov. 26	vs. Clemson ^	-/-	W	57	48
Nov. 30	North Carolina	-/12	W	101	93
Dec. 5	at Virginia Tech	21/-	L	75	76
Dec. 9	vs. Eastern Kentucky	21/-	W	71	52
Dec. 16	Augusta College	19/-	W	94	67
Dec. 18	Baptist College	19/-	W	63	32
Dec. 21	at Wake Forest	20/-	L	65	67
Dec. 29	vs. Iona %	22/-	W	78	39
Dec. 30	at Santa Clara %	22/-	W	64	48
Jan. 3	Vanderbilt *	22/-	L	67	68
Jan. 6	at Ole Miss *	22/-	W	66	48
Jan. 9	Georgia *	24/-	W	79	62
Jan. 13	at Mississippi State *	24/-	W	62	57
Jan. 17	at Kentucky *	25/-	L	65	82
Jan. 21	LSU *	25/13	W	70	50
Jan. 23	at Tennessee *	24/-	L	70	78
Jan. 27	Auburn *	24/-	W	78	59
Jan. 30	Florida *	-/-	W	57	44
Feb. 3	at Vanderbilt *	-/-	W	65	56
Feb. 7	Ole Miss *	-/-	W	74	64
Feb. 10	at Georgia *	-/-	L	64	75
Feb. 13	Mississippi State *	-/-	L	74	86
Feb. 17	Kentucky *	-/-	W	83	58
Feb. 21	at LSU *	-/12	L	69	75
Feb. 24	Tennessee *	-/-	W	87	73
Feb. 28	at Auburn *	-/-	W	80	65
March 3	at Florida *	-/-	W	63	54
March 9	vs. Mississippi State !	-/-	W	59	44
March 10	vs. Auburn !	-/-	W	87	71
March 11	vs. Ole Miss !	-/-	W	70	51
March 16	vs. Colorado State #	23/-	W	71	54

1990-91

Coach: Wimp Sanderson

23-10 (12-6 SEC) • (11-1 Home, 5-7 Road, 7-2 Neutral)

SEC Tournament Champions
 NCAA Sweet 16 (Southeast Regional)
 No. 19 AP Final Ranking

Date	Opponent	AP Rank	W/L	UA	Opp
Nov. 24	Delaware	7/-	W	72	47
Nov. 27	Wake Forest	6/-	W ^{OT}	96	95
Nov. 30	Southern Miss	6/19	L	82	84
Dec. 4	at Wichita State	12/-	L ^{OT}	71	74
Dec. 15	at North Carolina	20/9	L	79	95
Dec. 18	VMI	-/-	W	79	45
Dec. 21	at Chattanooga	-/-	W	62	58
Dec. 28	vs. Towson ^	-/-	W	71	52
Dec. 29	vs. Charlotte ^	-/-	W	93	67
Jan. 3	at Auburn *	-/-	W	68	56
Jan. 5	at Vanderbilt *	-/-	L	55	66
Jan. 9	Florida *	-/-	W	72	64
Jan. 12	at Ole Miss *	-/-	W ^{OT}	76	73
Jan. 15	LSU *	-/20	L	80	90
Jan. 19	Georgia *	-/-	W	67	62
Jan. 23	at Mississippi State *	-/-	L	59	68
Jan. 26	Kentucky *	-/8	W	88	83
Jan. 30	at Tennessee *	-/-	W	83	74
Feb. 2	Auburn *	-/-	W	88	80
Feb. 6	Ole Miss *	-/-	W	79	74
Feb. 9	at Florida *	-/-	W	88	80
Feb. 13	Vanderbilt *	-/-	W	66	55
Feb. 17	at LSU *	-/20	L	81	88
Feb. 20	at Georgia *	-/-	L	68	73
Feb. 23	Mississippi State *	-/21	W	97	72
Feb. 26	at Kentucky *	24/13	L	73	79
March 2	Tennessee *	24/-	W	96	88
March 7	vs. Florida !	24/-	W	71	65
March 9	vs. Auburn !	24/-	W	77	59
March 10	vs. Tennessee !	24/-	W	88	69
March 15	vs. Murray State #	19/-	W	89	79

1991-92


Coach: Wimp Sanderson

26-9 (10-6 SEC) • (12-2 Home, 7-5 Road, 7-2 Neutral)

SEC Tournament Runner-up
 NCAA Second Round
 No. 13 AP Final Ranking

Date	Opponent	AP Rank	W/L	UA	Opp
Nov. 23	at Davidson	17/-	W	76	59
Nov. 27	Tennessee Tech	16/-	W	105	85
Dec. 1	Virginia	16/-	W	80	69
Dec. 3	Chattanooga	15/-	W	76	61
Dec. 6	vs. N.C. State ^	15/-	W	77	66
Dec. 7	vs. Charlotte ^	15/-	L	74	79
Dec. 14	Old Dominion	20/-	W	105	67
Dec. 18	The Citadel	20/-	W	107	67
Dec. 21	vs. Southern Miss &	20/-	W	87	64
Dec. 27	vs. Bradley %	20/-	W	71	62
Dec. 29	vs. Villanova %	20/-	W	78	76
Dec. 30	vs. Washington State %	20/-	W	71	68
Jan. 4	at Mississippi State *	19/-	W	78	64
Jan. 8	Arkansas *	16/13	W	65	63
Jan. 11	Northeastern Illinois	16/-	W	82	56
Jan. 14	LSU *	9/-	L	81	89
Jan. 18	at Auburn *	9/-	L	63	81
Jan. 22	Ole Miss *	15/-	L	77	78
Jan. 25	at Georgia *	15/-	W	68	65
Jan. 28	at South Carolina **	22/-	W ^{OT}	83	81
Feb. 1	Florida *	22/-	W	68	56
Feb. 5	at Texas A&M	18/-	W	74	61
Feb. 8	Tennessee *	18/-	W	85	68
Feb. 12	at Kentucky *	16/19	L	83	107
Feb. 19	Vanderbilt *	14/-	W	85	64
Feb. 22	at Arkansas *	14/10	L	87	90
Feb. 26	Mississippi State *	16/-	W	79	69
Feb. 29	at LSU *	16/-	L	65	73
March 4	at Ole Miss *	20/-	W	83	82
March 7	Auburn *	20/-	W	82	80
March 12	vs. Florida !	17/-	W	62	60
March 14	vs. Arkansas !	17/6	W	90	89

ALL-TIME RESULTS



In 1992, Alabama finished the year with 26 wins, which tied for the second-most wins in a season in program history.

Dec. 3	Texas A&M	-/-	W	81	64
Dec. 6	at Boston University	-/-	W	61	53
Dec. 13	Florida International	-/-	L	66	68
Dec. 20	vs. Tulane %	-/-	L ^{OT}	71	76
Dec. 22	Alabama State	-/-	W	85	61
Dec. 27	vs. Sam Houston St. \$	-/-	W	77	58
Dec. 28	vs. Oklahoma \$	-/-	L	61	79
Jan. 3	Mississippi State *	-/-	L	52	56
Jan. 7	at LSU *	-/-	W	60	57
Jan. 10	Ole Miss *	-/14	L	63	74
Jan. 14	Vanderbilt *	-/-	L	69	72
Jan. 18	at Auburn *	-/-	L	40	94
Jan. 21	at Kentucky *	-/7	L	67	70
Jan. 24	at Arkansas *	-/18	L	70	77
Jan. 28	Tennessee *	-/-	L	70	84
Feb. 4	Auburn *	-/-	W	76	62
Feb. 7	at Ole Miss *	-/17	L	74	75
Feb. 11	at South Carolina *	-/15	L	63	74
Feb. 14	Florida *	-/-	W	80	66
Feb. 18	at Georgia *	-/-	L	71	78
Feb. 21	LSU *	-/-	W	69	60
Feb. 25	at Mississippi State *	-/-	W	85	70
Feb. 28	Arkansas *	-/12	W	65	63
March 5	vs. Vanderbilt !	-/-	W	72	62
March 6	vs. Kentucky !	-/7	L	71	82

^ Puerto Rico Holiday Tournament (San Juan, Puerto Rico)

% Arby's Holiday Hardwood Classic (Birmingham, Ala.)

\$ All-College Tournament (Oklahoma City, Okla.)

! SEC Tournament (Atlanta)

* SEC game

1998-99

Coach: Mark Gottfried

17-15 (6-10 SEC) • (11-3 Home, 2-10 Road, 4-2 Neutral)

NIT First Round

Date	Opponent	AP Rank	W/L	UA	Opp
Nov. 5	Marathon Oil (Exh.)		W	92	82
Nov. 10	Worldwide Basketball (Exh.)		W	88	75
Nov. 15	at Ohio State	-/-	L	70	78
Nov. 19	Tennessee Tech	-/-	W	79	53
Nov. 22	Boston University	-/-	W	75	52
Nov. 25	McNeese State	-/-	W	71	60
Nov. 28	Jacksonville State	-/-	W	87	44
Dec. 1	at Texas A&M	-/-	L	58	65
Dec. 5	at Tulane	-/-	W	53	52
Dec. 8	Alabama State	-/-	W	69	48
Dec. 12	vs. South Alabama ^	-/-	W	59	45
Dec. 17	ULM	-/-	W	84	67
Dec. 21	vs. Weber State %	-/-	W ^{OT}	84	80
Dec. 22	vs. Oregon State %	-/-	W	59	49
Dec. 23	vs. Michigan State %	-/15	L	58	75
Jan. 2	Georgia *	-/-	L	58	59

Jan. 6	at Ole Miss *	-/-	L	60	78
Jan. 9	Mississippi State *	-/-	L	50	55
Jan. 13	at LSU *	-/-	L	70	71
Jan. 16	South Carolina *	-/-	W	78	70
Jan. 20	at Arkansas *	-/22	W	67	60
Jan. 23	Auburn *	-/6	L	58	73
Jan. 27	at Florida *	-/25	L	68	72
Jan. 30	at Tennessee *	-/-	L	64	100
Feb. 3	at Mississippi State *	-/-	L	50	79
Feb. 6	Kentucky *	-/5	W	62	58
Feb. 10	LSU *	-/-	W ^{3OT}	72	71
Feb. 13	at Auburn *	-/3	L	61	102
Feb. 21	at Vanderbilt *	-/-	L ^{OT}	75	81
Feb. 24	Ole Miss *	-/-	W	78	74
Feb. 27	Arkansas *	-/-	W	84	79
March 4	vs. Georgia !	-/-	W	65	58
March 5	vs. Auburn !	-/4	L	61	93
March 10	at Wake Forest #	-/-	L	57	73

^ Arby's Holiday Hardwood Classic (Birmingham, Ala.)

% Pearl Harbor Classic (Laie, Hawai'i)

\$ All-College Tournament (Oklahoma City, Okla.)

! SEC Tournament (Atlanta)

NIT (Winston-Salem, N.C.)

* SEC game

1999-2000

Coach: Mark Gottfried

13-16 (6-10 SEC) • (11-3 Home, 0-10 Road, 2-3 Neutral)

Date	Opponent	AP Rank	W/L	UA	Opp
Nov. 13	vs. Northern Iowa	-/-	L	73	74
Nov. 14	at St. Louis	-/-	L	70	78
Nov. 19	Weber State	-/-	W	81	61
Nov. 22	Tennessee Tech	-/-	W	91	72
Nov. 26	Centenary	-/-	W	94	72
Nov. 27	LaSalle	-/-	W	85	70
Dec. 2	Samford	-/-	L	67	79
Dec. 11	at Louisville	-/-	L	72	87
Dec. 18	vs. Chattanooga ^	-/-	W	75	51
Dec. 21	Alabama A&M	-/-	W	97	74
Dec. 28	vs. Delaware %	-/-	L	66	76
Dec. 30	vs. UNC Wilmington %	-/-	W	62	45
Jan. 5	at LSU *	-/-	L	66	78
Jan. 8	Mississippi State *	-/-	W ^{OT}	77	74
Jan. 15	at Georgia *	-/-	L	59	75
Jan. 19	Arkansas *	-/-	W	73	64
Jan. 22	Florida *	-/9	L	73	77
Jan. 29	Ole Miss *	-/-	W	96	67
Feb. 2	at Auburn *	-/10	L	63	77
Feb. 5	LSU *	-/22	L	60	93
Feb. 9	at Arkansas *	-/-	L	66	81
Feb. 12	Vanderbilt *	-/-	W	77	63
Feb. 16	at Kentucky *	-/19	L	54	66

Feb. 19	at South Carolina *	-/-	L	61	82
Feb. 22	Auburn *	-/11	W	68	64
Feb. 26	Tennessee *	-/7	W	80	75
March 1	at Ole Miss *	-/-	L	59	63
March 4	at Mississippi State *	-/-	L	70	92
March 9	vs. South Carolina !	-/-	L	59	69

^ Huntsville, Ala.

% Bank One Fiesta Bowl Classic (Tucson, Ariz.)

! SEC Tournament (Atlanta)

* SEC game

2000-01

Coach: Mark Gottfried

25-11 (8-8 SEC) • (17-1 Home, 2-7 Road, 6-3 Neutral)

NIT Semifinals

Date	Opponent	AP Rank	W/L	UA	Opp
Nov. 8	Global Sports (Exh.)		W	63	57
Nov. 15	Athletes in Action (Exh.)		W	95	87
Nov. 20	Troy	-/-	W	92	64
Nov. 25	Arkansas-Pine Bluff	-/-	W	110	53
Nov. 30	Louisville	-/-	W	100	71
Dec. 4	Grambling	-/-	W	107	61
Dec. 7	Wofford	23/-	W	68	64
Dec. 9	vs. Akron ^	-/-	W	73	59
Dec. 19	vs. North Texas &	18/-	W	94	55
Dec. 20	vs. Northern Iowa &	17/-	W	64	56
Dec. 21	vs. Washington &	17/-	W	69	60
Dec. 22	vs. Cincinnati &	17/22	L ^{OT}	74	77
Dec. 30	Alabama State	20/-	W	82	56
Jan. 2	Southeastern Louisiana	18/-	W	92	63
Jan. 6	at LSU *	18/-	W	82	73
Jan. 9	at Tennessee *	16/4	L	69	86
Jan. 12	Mississippi State *	16/-	W	72	59
Jan. 17	Ole Miss *	15/21	W	82	63
Jan. 20	at Arkansas *	15/-	L	58	87
Jan. 23	Kentucky *	18/-	W	70	60
Jan. 27	Auburn *	18/-	W	81	80
Jan. 31	at Vanderbilt *	17/-	L	62	68
Feb. 3	LSU *	17/-	W	76	66
Feb. 7	at Mississippi State *	18/-	L	70	84
Feb. 10	Georgia *	18/-	W	76	68
Feb. 14	South Carolina *	21/-	W	60	55
Feb. 17	Ohio State	21/-	W	85	67
Feb. 21	at Auburn *	14/-	L ^{OT}	69	72
Feb. 24	at Florida *	14/7	L	68	89
Feb. 28	Arkansas *	20/-	L	63	66
March 3	at Ole Miss *	20/14	L	71	105
March 8	vs. Vanderbilt !	20/-	W	78	59
March 9	vs. Florida !	20/5	L	61	69
March 13	Seton Hall #	20/-	W	85	79
March 20	Toledo #	20/-	W	79	69
March 23	at Purdue %	20/-	W ^{2OT}	85	77

ALL-TIME RESULTS

March 10	vs. Kentucky !	-/-	L	61	68
March 16	vs. Marquette #	-/-	W	90	85
March 18	vs. UCLA #	-/7	L	59	62

^ Preseason NIT (New York City)

! SEC Tournament (Nashville, Tenn.)

NCAA Tournament (San Diego, Calif.)

* SEC game

2006-07

Coach: Mark Gottfried

20-12 (7-9 SEC) • (14-2 Home, 2-9 Road, 4-1 Neutral)

NIT First Round

Date	Opponent	AP Rank	W/L	UA	Opp
Nov. 10	Jackson State	11/-	W	96	65
Nov. 17	vs. Middle Tennessee ^	10/-	W	71	62
Nov. 19	vs. Iowa ^	10/-	W	72	60
Nov. 20	vs. Xavier ^	10/-	W	63	56
Nov. 25	Texas Southern	8/-	W	74	44
Nov. 28	ULM	8/-	W	75	61
Dec. 2	Tennessee State	6/-	W	78	60
Dec. 7	at Notre Dame	4/-	L	85	99
Dec. 9	Alabama State	4/-	W	92	58
Dec. 16	vs. Southern Miss #	9/-	W	77	64
Dec. 20	at N.C. State	10/-	W	82	75
Dec. 23	Coppin State	10/-	W	99	49
Dec. 29	Lipscomb	8/-	W	80	58
Jan. 1	Oklahoma	8/-	W	70	55
Jan. 6	at Arkansas *	8/-	L	61	88
Jan. 9	LSU *	8/14	W	71	61
Jan. 17	at Vanderbilt *	10/-	L	73	94
Jan. 20	Georgia *	10/-	W	78	76
Jan. 23	at Auburn *	10/-	L	57	81
Jan. 27	Arkansas *	12/-	L	57	63
Jan. 31	at LSU *	19/-	W	73	70
Feb. 3	South Carolina *	19/-	W	64	61
Feb. 7	Mississippi State *	18/-	W	80	79
Feb. 10	at Ole Miss *	18/-	L	69	75
Feb. 14	at Florida *	25/1	L	67	76
Feb. 17	Kentucky *	25/20	W	72	61
Feb. 21	at Tennessee *	25/-	L ^{OT}	66	69
Feb. 24	Auburn *	25/-	L	77	86
Feb. 28	Ole Miss *	-/-	W	69	58
March 4	at Mississippi State *	-/-	L	67	91
March 8	vs. Kentucky !	-/-	L	67	79
March 13	at Massachusetts & ^	-/-	L ^{OT}	87	89

^ Paradise Jam (St. Thomas, U.S. Virgin Islands)

Mobile, Ala.

! SEC Tournament (Nashville, Tenn.)

& NIT (Amherst, Mass.)

* SEC game

2007-08

Coach: Mark Gottfried

17-16 (5-11 SEC) • (13-5 Home, 1-9 Road, 3-2 Neutral)

Date	Opponent	AP Rank	W/L	UA	Opp
Nov. 9	Troy	-/-	W	84	72
Nov. 13	at Mercer	-/-	W	90	83
Nov. 19	Belmont	-/-	L	83	85
Nov. 23	Southern Miss	-/-	W	79	77
Nov. 28	at Texas A&M	-/16	L	63	76
Dec. 1	SE Louisiana	-/-	W ^{OT}	63	61
Dec. 5	vs. Georgetown #	-/5	L	60	70
Dec. 8	Nicholls State	-/-	W	91	53
Dec. 17	Wofford ^	-/-	W	80	73
Dec. 19	Texas-Pan American ^	-/-	W	75	65
Dec. 22	vs. Missouri State ^	-/-	W	81	73
Dec. 23	vs. Iowa State ^	-/-	W	83	68
Dec. 29	George Washington	-/-	W	93	57
Jan. 1	Clemson	-/18	L	61	87
Jan. 4	Chicago State	-/-	W	93	79
Jan. 8	Florida *	-/-	L	83	90
Jan. 13	at Arkansas *	-/-	L ^{OT}	67	71
Jan. 16	at Georgia *	-/-	L	54	61
Jan. 19	Mississippi State *	-/-	L	56	66
Jan. 26	Auburn *	-/-	W	97	77
Jan. 29	Tennessee *	-/7	L	86	93
Feb. 2	LSU *	-/-	W	81	72
Feb. 6	at Mississippi State *	-/-	L	66	73
Feb. 9	at Kentucky *	-/-	L	52	62
Feb. 13	Ole Miss *	-/-	W	76	67
Feb. 16	at South Carolina *	-/-	L	65	67
Feb. 24	at Auburn *	-/-	L	76	88
Feb. 27	Arkansas *	-/-	W	59	56
March 1	at Ole Miss *	-/-	L	88	91
March 5	at LSU *	-/-	L	74	80
March 8	Vanderbilt *	-/16	W ^{OT}	78	73
March 13	vs. Florida !	-/-	W	80	69
March 14	vs. Mississippi State !	-/-	L ^{OT}	67	69

Pizza Hut SEC/Big East Inv. (Birmingham, Ala.)

^ Findlay Toyota Las Vegas Classic (Las Vegas)

! SEC Tournament (Atlanta)

* SEC game

2008-09

Coaches: Mark Gottfried/Philip Pearson

18-14 (7-9 SEC) • (13-5 Home, 2-7 Road, 3-2 Neutral)

Date	Opponent	AP Rank	W/L	UA	Opp
Nov. 16	Mercer	-/-	L	69	72
Nov. 19	Florida A&M	-/-	W	89	48
Nov. 24	vs. Oregon ^	-/-	L	69	92
Nov. 25	vs. Chaminade ^	-/-	W	78	56
Nov. 26	vs. Saint Joseph's ^	-/-	W	58	48

Dec. 2	Alabama A&M	-/-	W	64	56
Dec. 7	Louisiana-Lafayette	-/-	W	61	44
Dec. 13	Texas A&M	-/-	L ^{OT}	78	86
Dec. 17	Tennessee State	-/-	W	75	66
Dec. 22	Chattanooga	-/-	W	82	63
Dec. 28	Yale	-/-	W	66	63
Dec. 30	Quincy	-/-	W	86	58
Jan. 3	Georgia Tech	-/-	W	88	77
Jan. 6	at Clemson	-/12	L	59	66
Jan. 11	LSU *	-/-	W	65	59
Jan. 14	at Mississippi State *	-/-	L	74	83
Jan. 17	at Auburn *	-/-	L	71	85
Jan. 21	Ole Miss *	-/-	W	76	73
Jan. 24	Kentucky *	-/-	L	51	61
Jan. 29	at Arkansas *	-/-	L	80	89
Jan. 31	Georgia *	-/-	W	75	70
Feb. 5	at Vanderbilt *	-/-	L	74	79
Feb. 8	at LSU *	-/-	L	62	76
Feb. 14	South Carolina *	-/-	L	73	75
Feb. 18	at Florida *	-/-	L	74	83
Feb. 21	Mississippi State *	-/-	W ^{2OT}	87	85
Feb. 25	Arkansas *	-/-	W	88	67
Feb. 28	at Ole Miss *	-/-	W	90	69
March 3	Auburn *	-/-	L	73	77
March 8	at Tennessee *	-/-	W	70	67
March 12	vs. Vanderbilt !	-/-	W	82	75
March 13	vs. Tennessee !	-/-	L	62	86

^ EA Sports Maui Classic (Maui, Hawai'i)

! SEC Tournament (Tampa, Fla.)

* SEC game

2009-10

Coach: Anthony Grant

17-15 (6-10 SEC) • (11-6 Home, 3-6 Road, 3-3 Neutral)

Date	Opponent	AP Rank	W/L	UA	Opp
Nov. 4	Montevallo (Exh.)	-/-	W	81	53
Nov. 10	Augusta State (Exh.)	-/-	W	61	55
Nov. 14	Cornell	-/-	L	67	71
Nov. 17	Jackson State	-/-	W	86	69
Nov. 20	Providence	-/-	W	84	75
Nov. 26	vs. Baylor ^	-/-	W	79	76
Nov. 27	vs. Florida State ^	-/-	L	51	60
Nov. 29	vs. Michigan ^	-/15	W	68	66
Dec. 2	North Florida	-/-	W	73	51
Dec. 5	Louisiana-Monroe	-/-	W	74	46
Dec. 12	Purdue	-/5	L	65	73
Dec. 16	Samford	-/-	W	60	45
Dec. 19	vs. Kansas State #	-/17	L	74	87
Dec. 23	Mercer	-/-	W	90	71
Dec. 30	Tennessee State	-/-	W	77	65
Jan. 4	at Toledo	-/-	W	67	50



In 2004, the Tide advanced further than any other Alabama team in the NCAA Tournament before bowing out in the Elite Eight.

ALL-TIME RESULTS

Jan. 22	at Arkansas *	-/-	L ^{OT}	91	93
Jan. 24	Auburn *	-/-	W	57	55
Jan. 27	Florida *	-/-	L	50	52
Jan. 31	at Kentucky*	-/1	L	55	70
Feb. 4	Missouri *	-/-	W	62	49
Feb. 7	at LSU *	-/-	L	60	71
Feb. 10	at Mississippi State *	-/-	W	55	51
Feb. 14	Vanderbilt *	-/-	L	68	76
Feb. 17	at Auburn *	-/-	W	79	68
Feb. 21	Georgia *	-/-	L ^{OT}	65	66
Feb. 24	South Carolina *	-/-	W	59	51
Feb. 28	at Vanderbilt *	-/-	L	66	73
March 3	Ole Miss *	-/-	L	74	82
March 7	at Texas A&M *	-/-	W	61	60
March 12	vs. Florida +	-/-	L	61	69
March 17	Illinois %	-/-	W	79	58
March 21	at Miami %	-/-	L	66	73

CBE Hall of Fame Classic (Tuscaloosa, Ala.)
 ^ CBE Hall of Fame Classic Finals (Kansas City, Mo.)
 + SEC Tournament (Nashville, Tenn.)
 % National Invitational Tournament
 * SEC game

2015-16

Coach: Avery Johnson

18-15 (8-10 SEC) • (10-4 Home, 5-8 Road, 3-3 Neutral)

NIT First Round					
Date	Opponent	AP Rank	W/L	UA	Opp
Nov. 6	Trevecca Nazarene (Exh.)	-/-	W	87	65
Nov. 13	Kennesaw State	-/-	W	77	64
Nov. 17	at Dayton	-/-	L	48	80
Nov. 20	Louisiana	-/-	W	105	93
Nov. 26	vs. Xavier #	-/23	L	45	64
Nov. 27	vs. Wichita State #	-/20	W	64	60
Nov. 29	vs. Notre Dame #	-/17	W	74	73
Dec. 4	at Southern Miss	-/-	W	58	55
Dec. 13	at Clemson	-/-	W	51	50
Dec. 16	Winthrop	-/-	W	72	60
Dec. 21	Oregon ^	-/-	L	68	72
Dec. 29	Jacksonville State	-/-	W ^{OT}	67	59
Jan. 2	Norfolk State	-/-	W	68	49
Jan. 7	at Ole Miss *	-/-	L	66	74
Jan. 9	Kentucky *	-/9	L	61	77
Jan. 13	South Carolina *	-/19	W	73	50
Jan. 16	at Vanderbilt *	-/-	L	63	71
Jan. 19	at Auburn *	-/-	L	77	83
Jan. 23	LSU *	-/-	L	70	72
Jan. 26	Tennessee *	-/-	W	63	57
Jan. 30	at South Carolina *	-/-	L	64	78
Feb. 2	at Mississippi State *	-/-	W ^{OT}	82	80
Feb. 6	Missouri *	-/-	W	80	71
Feb. 10	Texas A&M *	-/15	W	63	62
Feb. 13	at Florida *	-/-	W	61	55
Feb. 17	at LSU *	-/-	W	76	69
Feb. 20	Mississippi State *	-/-	L	61	67
Feb. 23	at Kentucky *	-/16	L	53	78
Feb. 27	Auburn *	-/-	W	65	57
March 2	Arkansas *	-/-	L	61	62
March 5	at Georgia *	-/-	L	63	70
March 10	vs. Ole Miss +	-/-	W	81	73
March 11	vs. Kentucky +	-/16	L	59	85
March 15	at Creighton %	-/-	L	54	72

AdvoCare Invitational (Orlando, Fla.)
 ^ Vulcan Classic (Birmingham, Ala.)
 + SEC Tournament (Nashville, Tenn.)
 % National Invitational Tournament
 * SEC game

2016-17

Coach: Avery Johnson

19-15 (10-8 SEC) • (10-7 Home, 5-6 Road, 4-2 Neutral)

NIT First Round					
Date	Opponent	AP Rank	W/L	UA	Opp
Nov. 3	Faulkner (Exh.)	-/-	W	91	71
Nov. 11	Coastal Carolina	-/-	W	70	53
Nov. 15	Dayton	-/-	L	72	77
Nov. 18	Ball State	-/-	W	77	59
Nov. 21	vs. Valparaiso #	-/-	L	60	68
Nov. 23	vs. Saint Louis #	-/-	W	62	57
Nov. 29	Charleston Southern	-/-	W	76	46
Dec. 2	at Texas	-/-	L	68	77
Dec. 11	at Oregon	-/24	L	56	65
Dec. 15	USC Upstate	-/-	W	78	61
Dec. 18	Clemson ^	-/-	L	54	67
Dec. 21	Arkansas State ¹	-/-	W	67	52
Dec. 29	Stetson	-/-	W	83	60
Jan. 3	at Mississippi State *	-/-	W	68	58
Jan. 7	Vanderbilt *	-/-	W	59	56
Jan. 10	Florida *	-/23	L	67	80
Jan. 14	at LSU *	-/-	W	81	66
Jan. 18	Missouri *	-/-	W	68	56
Jan. 21	at Auburn *	-/-	L	64	84
Jan. 25	at Georgia *	-/	W	80	60
Jan. 28	Mississippi State *	-/	W	71	62
Feb. 1	at Arkansas *	-/	L	68	87
Feb. 4	Auburn *	-/-	L	77	82
Feb. 7	at South Carolina *	-/19	W ^{4OT}	90	86
Feb. 11	Kentucky *	-/15	L	58	67
Feb. 15	at Missouri *	-/-	W	57	54
Feb. 18	LSU *	-/-	W	90	72
Feb. 23	Georgia *	-/-	L	55	60
Feb. 25	at Texas A&M *	-/-	L	53	56
March 1	Ole Miss *	-/-	W	70	55
March 3	at Tennessee *	-/-	L	54	59
March 9	vs. Mississippi State +	-/-	W	74	55
March 10	vs. South Carolina +	-/-	W	64	53
March 11	vs. Kentucky +	-/8	L	74	79
March 15	Richmond %	-/-	L	64	71

Men Who Speak Out Main Event (Las Vegas)
 ^ Vulcan Classic (Birmingham, Ala.)
¹ Rocket City Classic (Huntsville, Ala.)
 + SEC Tournament (Nashville, Tenn.)
 % National Invitational Tournament
 * SEC game

2017-18

Coach: Avery Johnson

20-16 (8-10 SEC) • (12-5 Home, 2-8 Road, 6-3 Neutral)

NCAA Second Round					
Date	Opponent	AP Rank	W/L	UA	Opp
Nov. 6	Alabama-Huntsville (Exh.)	-/-	W	74	65
Nov. 10	vs. Memphis #	-/-	W	82	70
Nov. 14	Lipscomb	-/-	W	86	64
Nov. 17	Alabama A&M	-/-	W	104	67
Nov. 21	UT Arlington	25/-	W	77	76
Nov. 24	vs. BYU ~	25/-	W	71	59
Nov. 25	vs. Minnesota ~	25/14	L	84	89
Nov. 29	Louisiana Tech	24/-	W	77	74
Dec. 3	UCF	24/-	L	62	65
Dec. 6	Rhode Island	-/-	W	68	64
Dec. 9	at Arizona	-/-	L	82	88
Dec. 19	vs. Mercer &	-/-	W	80	79
Dec. 22	Texas ^	-/-	L	50	66
Dec. 30	Texas A&M *	-/5	W	79	57
Jan. 2	at Vanderbilt *	-/-	L	75	76
Jan. 6	at Georgia *	-/-	L	46	65
Jan. 9	South Carolina *	-/-	W	76	62
Jan. 13	at LSU *	-/-	W	74	66
Jan. 17	Auburn *	-/17	W	76	71
Jan. 20	Mississippi State *	-/-	W	68	62
Jan. 23	at Ole Miss *	-/-	L	66	78
Jan. 27	Oklahoma !	-/12	W	80	73
Jan. 31	Missouri *	-/-	L	60	69
Feb. 3	at Florida	-/23	W	68	50
Feb. 6	at Mississippi State *	-/-	L	63	67
Feb. 10	Tennessee *	-/15	W	78	50
Feb. 13	LSU *	-/-	W	80	65
Feb. 17	at Kentucky *	-/-	L	71	81

Feb. 21	at Auburn *	-/12	L	71	90
Feb. 24	Arkansas *	-/-	L	73	76
Feb. 27	Florida *	-/-	L	52	73
Mar. 3	at Texas A&M *	-/-	L	66	68
Mar. 8	vs. Texas A&M +	-/-	W	71	70
Mar. 9	vs. Auburn +	-/18	W	81	63
Mar. 10	vs. Kentucky +	-/-	L	63	86
Mar. 15	vs. Virginia Tech \$	-/-	W	86	83
Mar. 17	vs. Villanova \$	-/2	L	58	81

Veterans Classic (Annapolis, Md.)
 ~ Barclays Classic (Brooklyn, N.Y.)
 & Rocket City Classic (Huntsville, Ala.)
 ^ Vulcan Classic (Birmingham, Ala.)
 ! Big 12/SEC Challenge
 + SEC Tournament (St. Louis)
 \$ NCAA Tournament (Pittsburgh, Pa.)
 * SEC game

2018-19

Coach: Avery Johnson

18-16 (8-10 SEC) • (10-6 Home, 4-8 Road, 4-2 Neutral)

NIT First Round					
Date	Opponent	AP Rank	W/L	UA	Opp
Oct. 30	Montevallo (Exh.)	-/-	W	82	40
Nov. 6	Southern	-/-	W	82	62
Nov. 11	Appalachian State #	-/-	W	81	73
Nov. 15	vs. Northeastern ~	-/-	L	52	68
Nov. 16	vs. Ball State ~	-/-	W	79	61
Nov. 18	vs. Wichita State ~	-/-	W	90	86
Nov. 26	Murray State	-/-	W	78	72
Nov. 29	at UCF	-/-	L	64	70
Dec. 5	Georgia State	-/-	L	80	83
Dec. 9	Arizona	-/-	W	76	73
Dec. 18	vs. Liberty &	-/-	W	84	75
Dec. 21	Penn State	-/-	W	73	64
Dec. 30	at Stephen F. Austin	-/-	W	79	69
Jan. 5	Kentucky *	-/13	W	77	75
Jan. 8	at LSU *	-/-	L	79	88
Jan. 12	Texas A&M *	-/-	L	80	81
Jan. 16	at Missouri *	-/-	W	70	60
Jan. 19	at Tennessee *	-/3	L	68	71
Jan. 22	Ole Miss *	-/20	W	74	53
Jan. 26	at Baylor !	-/-	L	68	73
Jan. 29	Mississippi State *	-/22	W	83	79
Feb. 2	at Auburn *	-/-	L	63	84
Feb. 6	Georgia *	-/-	W	89	74
Feb. 9	at Vanderbilt *	-/-	W	77	67
Feb. 12	at Mississippi State *	-/-	L	62	81
Feb. 16	Florida *	-/-	L	53	71
Feb. 19	at Texas A&M *	-/-	L	56	65
Feb. 23	Vanderbilt *	-/-	W	68	61
Feb. 26	at South Carolina *	-/-	W	68	62
Mar. 2	LSU *	-/13	L	69	74
Mar. 5	Auburn *	-/-	L	60	66
Mar. 9	at Arkansas *	-/-	L	70	82
Mar. 14	vs. Ole Miss +	-/-	W	62	57
Mar. 15	vs. Kentucky +	-/4	L	55	73
Mar. 20	Norfolk State %	-/-	L	79	80

Charleston Classic (Tuscaloosa, Ala.)
 ~ Charleston Classic (Charleston, S.C.)
 & Rocket City Classic (Huntsville, Ala.)
 ! Big 12/SEC Challenge
 + SEC Tournament (Nashville, Tenn.)
 % National Invitational Tournament (Tuscaloosa, Ala.)
 * SEC game

RECORDS & HISTORY

ALL-TIME SERIES HISTORIES

Akron	1-1	Eastern Michigan	1-0	Montana State	0-1	Stanford	3-0
Alabama A&M	6-0	Florida	75-69	Morehead State	2-1	Stetson	2-0
UAB	0-1	Florida A&M	6-0	Murray State	4-1	Stephen F. Austin	1-0
Alabama City College	1-0	Florida Atlantic	1-0	Nebraska	2-0	Stillman	2-0
Alabama Presbyterian	1-0	Florida International	2-1	New Hampshire	1-0	St. Bonaventure	2-0
Alabama State	6-0	Florida Southern	1-0	New Mexico	1-0	St. John's	2-2
Alaska-Anchorage	1-0	Florida State	8-8	New Mexico State	1-1	St. Joseph's	1-1
American	1-0	Furman	1-0	New Orleans	2-0	St. Louis	0-4
American Puerto Rico	0-1	George Washington	1-0	Nicholls State	1-0	St. Peters	0-2
Appalachian State	3-0	Georgetown (Ky.)	0-1	Norfolk State	1-1	Syracuse	1-2
Arizona	3-1	Georgetown (D.C.)	2-3	North Alabama	3-0	Temple	2-1
Arizona State	2-1	Georgia	95-52	North Carolina	4-7	Tennessee	79-69
Arkansas	28-34	Georgia Southern	1-0	North Carolina A&T	0-0	Tennessee-Martin	3-0
Arkansas-Pine Bluff	2-0	Georgia State	2-1	North Carolina-Greensboro	1-0	Tennessee State	6-0
Arkansas State	2-0	Georgia Tech	41-28	North Carolina State	4-3	Tennessee Tech	6-0
Ashland College	1-0	Grambling	1-0	North Carolina-Wilmington	2-0	Texas	4-9
Auburn	95-65	Hawai'i-Pacific	1-0	North Florida	4-0	Texas A&M	12-8
Augusta	2-0	Holy Cross	1-1	North Texas	5-0	Texas A&M-Corpus Christi	1-0
Austin Peay	4-0	Houston	1-3	Northeastern	2-1	Texas-Arlington	2-0
Ball State	2-0	Howard/Samford	29-3	Northeastern Illinois	2-0	TCU	4-3
Baptist College	2-0	Illinois	3-1	Northern Iowa	2-1	UTEP	0-1
Baylor	7-2	Illinois State	0-1	Northwestern	0-1	Texas Pan American	1-0
Belmont	0-1	Indiana	0-3	Northwestern State (La.)	2-0	Texas Southern	2-0
Bethune Cookman	1-0	Iona	1-0	Notre Dame	2-3	Texas Tech	7-1
Birmingham College	2-1	Iowa	1-1	Oakland	2-0	Toledo	3-0
Birmingham-Southern	17-2-1	Iowa State	1-1	Oglethorpe	1-0	Towson	2-0
Biscayne	1-0	Jackson State	3-0	Ohio State	3-3	Trinity College (N.C.)	3-0
Boston University	2-0	Jacksonville	2-0	Ohio Wesleyan	0-1	Troy	3-0
Bowling Green	1-0	Jacksonville State	12-1	Oklahoma	3-5	Tulane	52-32
Bradley	4-0	Kansas State	1-2	Oklahoma City College	2-0	Tulsa	0-2
Brigham Young	2-0	Kennesaw State	1-0	Oklahoma State	4-3	UCLA	2-3
Bucknell	1-1	Kent State	1-1	Old Dominion	2-1	Utah	3-1
Butler	0-1	Kentucky	38-113	Oral Roberts	0-1	Valparaiso	1-1
California	1-0	Lamar	1-1	Oregon	1-3	Vanderbilt	71-69
Canisus	0-1	LaSalle	4-2	Oregon State	2-0	Villanova	2-2
Carson-Newman	1-0	Laurel (Miss.)	1-0	Owenton	1-0	Virginia	4-3
Centenary	1-0	Liberty	1-0	Pennsylvania	2-0	VCU	4-1
Central Connecticut State	1-0	Lipscomb	3-0	Penn State	4-1	Virginia Military Institute	2-1
UCF	3-2	Lorain (Ohio)	0-1	Pepperdine	1-0	Virginia Tech	10-5
Central Michigan	1-0	Louisiana College	2-0	Pittsburgh	2-2	Wagner	0-1
Centre	1-0	Louisiana-Lafayette	4-0	Princeton	2-1	Wake Forest	2-5
Chaminade	1-0	Louisiana-Monroe	6-0	Providence	4-2	Washington	1-1
Charleston Southern	3-0	LSU	108-73	Purdue	3-5	Washington & Lee	1-0
Charlotte	3-1	Louisiana Tech	6-0	Quincy	1-0	Washington State	2-1
Chattanooga	16-3	Louisville	3-6	Rhode Island	2-0	Weber State	2-0
College of Charleston	0-1	Loyola Marymount	0-1	Rice	2-0	West Alabama	2-0
Chicago State	1-0	Loyola-New Orleans	3-1	Richmond	3-1	West Virginia	1-0
Cincinnati	1-2	Maine	2-0	Rider	2-0	Western Carolina	4-0
The Citadel	1-2	Manhattan	1-0	Robert Morris	1-0	Western Kentucky	2-0
Clemson	4-6	Marion Institute	1-0	Rollins	1-0	Western Michigan	1-0
Coastal Carolina	2-0	Marquette	2-0	Rutgers	1-0	Wichita State	5-4
Colorado	1-0	Maryland	1-4	Saint Louis	1-0	Winthrop	3-0
Colorado State	1-0	Maryville	3-0	Samford/Howard	29-3	Wisconsin	3-1
Columbia	1-0	Massachusetts	1-1	Sam Houston State	1-0	Wittenberg	1-1
Connecticut	0-1	McGowin-Lyons	2-0	San Jose State	0-1	Wofford	3-0
Coppin State	1-0	McNeese State	3-0	Santa Clara	2-1	Wyoming	0-1
Cornell	1-1	Memphis/Memphis State	3-5	Selma	1-0	Xavier	3-5
Creighton	0-2	Mercer	7-3	Seton Hall	2-1	Yale	1-0
Cumberland	2-0	Miami (Fla.)	2-1	Sewanee	11-0	Youngstown State	1-0
Davidson	1-3	Miami (Ohio)	2-0	Southern	1-0	Zanesville	0-1
Dayton	1-4	Michigan	2-1	South Alabama	2-1		
Delaware	2-1	Michigan State	1-1	South Carolina	30-16		
Delaware State	1-0	Middle Tennessee	6-0	USC Upstate	1-0	2019-20 opponents in bold	
Delta State	1-0	Millsaps	1-0	South Dakota State	1-0		
DePaul	0-2	Milwaukee	0-1	South Florida	2-1		
Detroit	2-0	Minnesota	4-1	Southeastern Louisiana	4-0		
Drexel	0-1	Ole Miss	122-58	Southern University	7-0		
Duke	1-8	Mississippi College	11-1	Southern California	3-1		
Duquesne	1-0	Mississippi State	125-76	Southern Illinois	2-0		
East Carolina	2-0	Mississippi Valley State	2-0	SMU	3-3		
East Tennessee State	3-0	Missouri	10-4	Southern Miss	22-5		
Eastern Kentucky	2-0	Missouri State	1-0	Spring Hill	9-0		



The Tide holds a 95-65 advantage in the all-time series against in-state rival Auburn.

ALL-TIME SERIES HISTORIES

Akron			1-1
1924-25	L	16-33	A
2000-01	W	73-59	N
Alabama A&M			6-0
1999-00	W	97-74	H
2001-02	W	90-54	H
2008-09	W	64-56	H
2010-11	W	76-50	H
2011-12	W	82-45	H
2017-18	W	104-67	H
UAB			0-1
1992-93	L	56-58	H
Alabama City College			1-0
1928-29	W	31-29	A
Alabama Presbyterian			1-0
1916-17	W	49-10	H
Alabama State			6-0
1997-98	W	85-61	H
1998-99	W	69-48	H
2000-01	W	82-56	H
2004-05	W	72-54	A
2005-06	W	105-68	H
2006-07	W	92-58	H
Alaska-Anchorage			1-0
2004-05	W	90-55	A
American			1-0
1978-79	W	110-87	N
American Puerto Rico			0-1
1997-98	L	79-88	A
Appalachian State			3-0
1986-87	W	95-62	H

2014-15	W	60-59	H
2018-19	W	81-73	H
Arizona			2-1
1984-85	W	50-41	N
1989-90	W	77-55	N
2017-18	L	82-88	A
2018-19	W	76-73	H
Arizona State			2-1
1974-75	L	94-97	N
1988-89	W	84-83 ^{OT}	N
2014-15	W	76-71	N
Arkansas			28-34
1947-48	L	35-42	N
1949-50	L	33-41	N
1950-51	L	34-46	N
1954-55	W	84-64	N
1960-61	L	76-83	N
1967-68	W	82-65	H
1968-69	L	48-52	N
1986-87	W	87-76	N
1987-88	L	55-80	N
1990-91	L	70-93	N
1991-92	W	65-63	H
1991-92	L	87-90	A
1991-92	W	90-89	N
1992-93	L	66-74	A
1992-93	W	93-82	H
1993-94	W	66-64	H
1993-94	L	81-102	A
1994-95	W	88-70	A
1994-95	L	80-86	H
1994-95	L	58-69	N
1995-96	L	63-71	H
1995-96	W	98-89	A
1996-97	L	68-72	H
1996-97	L	53-73	A
1997-98	L	70-77	A
1997-98	W	65-63	H

1998-99	W	67-60	A
1998-99	W	84-79	H
1999-00	W	73-64	H
1999-00	L	66-81	A
2000-01	L	58-87	A
2000-01	L	63-66	H
2001-02	W	109-84	H
2001-02	L	59-67	A
2002-03	W	61-51	H
2002-03	L	81-70	A
2003-04	W	81-65	H
2003-04	W	72-68 ^{OT}	A
2004-05	W	64-61	A
2004-05	W	72-63	H
2005-06	W	78-75 ^{OT}	H
2005-06	L	63-65	A
2006-07	L	61-88	A
2006-07	L	57-63	H
2007-08	L	67-71 ^{OT}	A
2007-08	W	59-56 ^{OT}	H
2008-09	L	80-89	A
2008-09	W	88-67	H
2009-10	L	59-71	A
2009-10	W	76-68	H
2010-11	L	65-70	A
2010-11	W	69-56	H
2011-12	W	72-66	H
2011-12	W	79-68	A
2012-13	W	59-56	H
2013-14	L	58-65	A
2013-14	W	83-58	H
2014-15	L	93-91 ^{OT}	A
2015-16	L	61-62	H
2016-17	L	68-87	A
2017-18	L	73-76	H
2018-19	L	70-82	A
Arkansas-Pine Bluff			2-0
1995-96	W	95-44	H
2000-01	W	110-53	H

Arkansas State			2-0
1969-70	W	93-79	H
2016-17	W	67-52	N
Ashland			1-0
1924-25	W	37-30	A
Auburn			95-65
1923-24	W	40-19	N
1940-41	W	38-16	N
1948-49	W	46-45	N
1948-49	W	45-38	A
1948-49	W	39-37	H
1949-50	L	40-45	A
1949-50	L	58-66	H
1949-50	L	58-67	A
1950-51	W	70-46	H
1950-51	W	65-64	A
1950-51	W	63-44	H
1951-52	W	62-60	A
1951-52	W	63-40	H
1951-52	W	63-49	N
1952-53	W	61-51	H
1952-53	L	73-78	A
1953-54	W	70-62	N
1953-54	W	70-58	H
1953-54	W	84-80	N
1954-55	W	99-78	N
1954-55	W	84-80	N
1955-56	W	86-77	N
1955-56	W	93-82	N
1956-57	L	88-92 ^{OT}	N
1956-57	L	79-81 ^{2OT}	N
1957-58	W	83-65	N
1957-58	L	65-67	N
1958-59	L	60-79	N
1958-59	L	55-57	N
1958-59	L	50-69	N
1959-60	L	52-59	N
1959-60	L	66-69	N
1959-60	L	61-63 ^{OT}	N

RECORDS & HISTORY



Alabama has faced Mississippi State more than any other opponent in its history.

ALL-TIME SERIES HISTORIES

2017-18	L	66-78	A
2018-19	W	74-53	H
2018-19	W	62-57	N

Mississippi College			11-1
1912-13	W	51-11	H
1912-13	W	33-19	H
1914-15	W	38-18	H
1914-15	W	39-13	H
1920-21	W	35-18	H
1920-21	W	33-17	H
1921-22	W	35-13	H
1922-23	W	30-21	H
1922-23	W	39-24	H
1924-25	L	17-25	H
1924-25	W	33-26	H
1956-57	W	86-53	H

Mississippi State			125-76
1912-13	L	21-26	A
1912-13	L	16-21	A
1913-14	W	42-31	A
1913-14	W	42-26	A
1914-15	L	28-35	A
1914-15	L	21-33	A
1914-15	W	28-25	H
1914-15	W	31-21	H
1915-16	W	26-12	H
1915-16	W	32-22	H
1915-16	L	21-28	A
1915-16	L	23-37	A
1919-20	L	10-23	A
1920-21	L	18-25	A
1920-21	L	15-26	A
1920-21	L	16-23	H
1920-21	L	13-35	H
1921-22	W	43-10	H
1921-22	W	30-11	H
1922-23	L	31-47	A
1923-24	L	23-29	H

1923-24	W	45-28	A
1924-25	W	36-28	H
1924-25	W	33-26	A
1925-26	L	21-34	A
1925-26	L	27-28	H
1926-27	L	24-40	A
1926-27	W	22-11	H
1927-28	W	29-28	H
1927-28	L	21-26	A
1928-29	W	30-28	H
1928-29	L	21-22	A
1929-30	W	26-22	H
1931-32	W	26-25	A
1931-32	W	30-23	H
1932-33	W	38-36	A
1932-33	W	41-16	H
1932-33	L	25-30	N
1933-34	W	37-24	A
1933-34	W	29-28	H
1933-34	W	37-25	N
1934-35	W	30-22	H
1934-35	L	41-45	A
1935-36	L	20-33	A
1935-36	W	54-19	H
1936-37	W	32-20	A
1936-37	W	38-25	H
1937-38	W	37-35	H
1937-38	L	37-44	A
1938-39	W	38-26	A
1938-39	W	49-36	H
1939-40	W	34-26	H
1939-40	W	34-33	A
1940-41	L	20-31	A
1940-41	W	32-28	A
1941-42	W	37-27	H
1941-42	L	32-33	A
1942-43	L	41-49	A
1942-43	W	47-37	H
1944-45	W	55-36	H
1944-45	W	57-38	A

1945-46	W	34-29	A
1945-46	W	48-40	H
1946-47	W	56-42	H
1946-47	L	34-37	H
1947-48	L	31-32	H
1947-48	W	55-47	H
1948-49	W	50-45	H
1948-49	W	43-31	A
1949-50	L	44-47	A
1949-50	W	58-38	H
1950-51	W	75-69	H
1951-52	W	63-61	A
1952-53	W	70-58	H
1953-54	W	69-52	A
1954-55	W	99-73	H
1955-56	W	87-75	A
1956-57	W	83-78	H
1957-58	L	42-46	A
1958-59	L	64-81	H
1959-60	L	56-85	A
1960-61	L	63-80	H
1961-62	L	48-67	A
1962-63	W	77-72 ^{OT}	H
1963-64	L	56-69	A
1964-65	L	68-96	A
1964-65	W	95-83	H
1965-66	W	71-63	A
1965-66	W	77-76 ^{OT}	H
1966-67	L	59-63	A
1966-67	W	91-74	H
1967-68	W	80-69	H
1967-68	L	69-72	A
1968-69	L	67-68 ^{OT}	A
1968-69	L	60-67	H
1969-70	W	95-75	H
1969-70	L	77-87	A
1970-71	L	67-71 ^{OT}	A
1970-71	W	79-78 ^{3OT}	H
1971-72	W	77-71	H
1971-72	L	91-97 ^{OT}	A

1972-73	W	96-86	H
1972-73	W	92-87	A
1973-74	W	85-68	H
1973-74	W	76-74	A
1974-75	W	86-71	A
1974-75	W	83-68	H
1975-76	W	92-81	H
1975-76	W	65-61	A
1976-77	W	65-63	A
1976-77	W	73-69	H
1977-78	W	76-59	H
1977-78	L	60-69	A
1978-79	W	87-65	H
1978-79	W	68-67	A
1979-80	L	66-80	A
1979-80	W	80-68	H
1979-80	W	76-75	N
1980-81	W	80-69	A
1980-81	W	91-79	H
1981-82	W	71-53	A
1981-82	W	66-63	H
1982-83	L	69-78	A
1982-83	W	83-58	H
1982-83	W	51-50	N
1983-84	W	74-57	H
1983-84	L	70-74	A
1984-85	L	67-71	H
1984-85	L	46-48	A
1984-85	W	42-31	N
1985-86	W	71-62 ^{OT}	A
1985-86	W	72-54	H
1985-86	W	77-65	N
1986-87	W	64-49	H
1986-87	W	76-55	A
1987-88	L	56-59	A
1987-88	W	61-48	H
1988-89	W	97-80	H
1988-89	L	57-61 ^{OT}	A
1989-90	W	62-57	A
1989-90	L	74-86	H

ALL-TIME SERIES HISTORIES

1965-66	W	84-80	H
Richmond			3-1
1962-63	W	72-56	H
1964-65	W	80-70	A
1988-89	W	54-49	A
2016-17	L	64-71	H
Rider			2-0
1983-84	W	70-50	H
1985-86	W	91-63	H
Robert Morris			1-0
2013-14	W	64-56	H
Rollins			1-0
1971-72	W	95-81	H
Rutgers			1-0
1969-70	W	80-69	N
Saint Louis			1-0
2016-17	W	62-57	N
Samford/Howard			29-3
1916-17	W	26-9	H
1918-19	L	5-17	H
1918-19	L	16-18	A
1919-20	W	29-17	H
1919-20	W	26-23	A
1920-21	W	22-12	H
1920-21	W	35-9	H
1921-22	W	37-28	H
1921-22	W	26-13	H
1929-30	W	37-12	H
1931-32	W	39-22	H
1934-35	W	47-23	H
1935-36	W	34-23	H
1936-37	W	26-23	H
1938-39	W	40-32	H
1939-40	W	39-32	H
1947-48	W	39-28	H
1948-49	W	38-37	A
1952-53	W	81-79	H
1956-57	W	109-88	H
1957-58	W	105-44	H
1961-62	W	54-38	H
1963-64	W	99-78	H
1963-64	W	75-67	A
1964-65	W	114-57	H
1965-66	W	89-65	H
1966-67	W	102-89	A
1967-68	W	86-65	H
1968-69	W	87-64	N
1999-00	L	67-79	H
2001-02	W	83-51	H
2009-10	W	60-45	H
Sam Houston State			1-0
1997-98	W	77-58	N
San Jose State			0-1
1996-97	L	59-60 ^{OT}	A
Santa Clara			2-1
1989-90	W	64-48	A
1992-93	W	63-56	N
1996-97	L	62-77	N
Selma			1-0
1922-23	W	65-12	H
Seton Hall			2-1
1975-76	W	100-64	N
2000-01	W	85-79	H
2010-11	L	78-83	N
Sewanee			11-0
1925-26	W	33-24	H

1926-27	W	27-9	H
1928-29	W	46-22	A
1929-30	W	40-17	H
1930-31	W	31-25	A
1931-32	W	43-15	H
1932-33	W	40-22	A
1932-33	W	41-28	N
1938-39	W	38-21	H
1951-52	W	83-40	H
1970-71	W	97-56	H
South Alabama			2-1
1988-89	L	84-86	N
1998-99	W	59-45	N
2010-11	W	72-50	H
South Carolina			30-16
1922-23	W	49-24	N
1930-31	W	45-11	H
1973-74	W	77-75	N
1976-77	W	90-66	H
1976-77	W	67-62	N
1977-78	W	92-67	A
1986-87	W	73-63	H
1987-88	L	67-73	A
1991-92	W	83-81 ^{OT}	A
1992-93	W	97-80	H
1992-93	W	87-79	N
1993-94	L	66-82	A
1994-95	W	91-59	H
1995-96	L	67-90	A
1995-96	W	68-67	A
1996-97	L	60-62	H
1996-97	L	61-72	N
1997-98	L	74-63	A
1998-99	W	78-70	H
1999-00	L	61-82	A
1999-00	L	59-69	N
2000-01	W	60-55	H
2001-02	W	52-51	A
2001-02	W	65-57	N
2002-03	W	82-59	H
2003-04	L	82-90 ^{OT}	A
2004-05	W	87-68	H
2005-06	L	56-67	A
2006-07	W	64-61	H
2007-08	L	65-67	A
2008-09	L	73-75	H
2009-10	W	79-70	A
2009-10	W	68-63	N
2010-11	W	57-47	H
2011-12	L	54-56	A
2011-12	W	63-57	N
2012-13	W	68-58	H
2013-14	L	66-67	A
2014-15	L	66-68	A
2014-15	W	59-51	H
2015-16	W	73-50	H
2015-16	L	64-78	A
2016-17	W	90-86 ^{4OT}	A
2016-17	W	64-53	N
2017-18	W	76-62	H
2018-19	W	68-62	A
USC Upstate			1-0
2016-17	W	78-61	H
South Dakota State			1-0
2012-13	W	70-67	H
South Florida			2-1
1971-72	W	123-97	N
2013-14	L	64-66	A
2014-15	W	82-71	H
Southeastern Louisiana			4-0
2000-01	W	92-63	H
2003-04	W	83-76	H
2007-08	W	63-61 ^{OT}	H
2010-11	W	59-38	H

Southern			1-0
2018-19	W	82-62	H
Southern University			7-0
1912-13	W	46-17	A
1914-15	W	54-10	H
1914-15	W	43-22	H
1915-16	W	40-23	H
1915-16	W	42-33	N
1916-17	W	22-9	H
1988-89	W	102-87	H
Southern California			3-1
1970-71	L	75-122	A
1972-73	W	76-66	H
1982-83	W	74-61	N
1987-88	W	78-69	N
Southern Illinois			2-0
1995-96	W	79-58	N
2003-04	W	65-64	N
SMU			3-3
1948-49	W	42-39	N
1950-51	L	46-60	N
1960-61	L	57-84	A
1961-62	L	66-71	H
1981-82	W	69-62	A
1982-83	W	74-56	H
Southern Miss			22-5
1950-51	W	63-57	H
1952-53	L	67-75	H
1956-57	W	81-63	N
1959-60	W	82-72	H
1960-61	L	64-71	H
1962-63	W	71-52	H
1963-64	W	80-74	H
1964-65	W	102-73 ^{OT}	H
1965-66	W	76-67	H
1965-66	W	93-79	A
1966-67	L	65-77	A
1966-67	W	103-89	H
1967-68	W	90-83	H
1969-70	W	104-74	H
1971-72	W	108-80	N
1975-76	W	91-67	H
1988-89	W	63-58	N
1990-91	L	82-84	H
1991-92	W	87-64	A
1992-93	W	86-76	H
1993-94	L	62-79	A
1994-95	W	65-60	H
1995-96	W	83-69	A
2006-07	W	77-64	N
2007-08	W	79-77	H
2014-15	W	81-67	H
2015-16	W	58-55	A
Spring Hill			9-0
1920-21	W	26-25	H
1922-23	W	23-16	H
1941-42	W	38-14	H
1947-48	W	65-41	H
1958-59	W	64-47	H
1959-60	W	84-55	H
1961-62	W	84-67	H
1963-64	W	76-55	H
2005-06	W	85-64	N
Stanford			3-0
1991-92	W	80-75	N
2003-04	W	70-67	N
2012-13	W	66-54	H
Stephen F. Austin			1-0
2018-19	W	79-69	A
Stetson			2-0
1965-66	W	75-50	H

2016-17	W	83-60	H
Stillman			2-0
2013-14	W	102-65	H
2014-15	W	69-49	H
St. Bonaventure			2-0
1978-79	W	98-89	N
2002-03	W	77-68	H
St. John's			2-2
1955-56	L	79-87	A
1973-74	L	67-72	N
1980-81	W	73-69	N
1981-82	W	69-68	N
St. Joseph's			1-1
1995-96	L	69-74 ^{OT}	N
2008-09	W	58-48	N
St. Louis			0-4
1953-54	L	68-82	A
1954-55	L	45-50	A
1979-80	L	75-83	N
1999-00	L	70-78	A
St. Peter's			0-2
1995-96	L	49-59	N
2010-11	L	49-50	N
Syracuse			1-2
1995-96	L	68-81	A
1996-97	L	66-70	H
2003-04	W	80-71	N
Temple			2-1
2001-02	W	70-67	N
2004-05	W	75-71	H
2005-06	L	58-68	A
Tennessee			79-69
1913-14	L	13-49	A
1913-14	L	21-22	A
1921-22	W	28-25	N
1924-25	W	26-14	A
1926	W	42-21	A
1927-28	W	45-22	A
1928-29	L	23-30	A
1929-30	W	29-14	H
1929-30	W	32-22	N
1930-31	L	24-26	A
1930-31	L	20-26	N
1931-32	W	24-19	H
1931-32	W	25-21	H
1932-33	W	43-15	H
1932-33	L	23-26	A
1933-34	W	44-31	H
1933-34	W	54-26	A
1933-34	W	29-26	N
1934-35	W	45-29	H
1934-35	W	30-28	A
1935-36	L	34-39	H
1935-36	L	20-28	A
1935-36	L	25-29	N
1936-37	L	31-36 ^{2OT}	H
1936-37	L	23-26	A
1936-37	L	25-42	N
1937-38	L	17-27	H
1937-38	L	22-36	A
1938-39	W	39-37	H
1938-39	W	42-37 ^{OT}	A
1939-40	L	23-26	H
1939-40	W	26-23	A
1940-41	W	27-22	H
1940-41	L	23-34	A
1941-42	L	15-37	H
1941-42	L	29-36	A
1941-42	W	21-18	N
1942-43	L	27-37	H
1942-43	L	33-36	A

ALL-TIME SERIES HISTORIES

Utah		3-1
1984-85	W	73-57 A
1985-86	W	89-69 H
2001-02	W	76-61 H
2002-03	L	49-51 A
Valparaiso		1-1
1955-56	W	82-56 N
2016-17	L	60-68 N
Vanderbilt		71-69
1923-24	W	26-25 ^{OT} A
1924-25	W	29-24 H
1924-26	W	23-19 A
1929-30	W	36-18 A
1930-31	W	36-29 H
1931-32	L	32-39 A
1932-33	W	37-22 H
1933-34	W	38-32 A
1934-35	L	33-44 H
1935-36	W	32-30 A
1935-36	W	33-28 H
1936-37	L	19-23 A
1936-37	W	29-19 H
1937-38	L	36-39 H
1937-38	L	26-46 A
1937-38	L	26-50 N
1938-39	L	34-36 H
1938-39	W	30-24 A
1938-39	L	35-41 N
1939-40	W	43-32 H
1939-40	W	32-29 A
1940-41	W	48-24 H
1940-41	W	40-28 A
1941-42	W	33-19 H
1941-42	W	37-33 A
1942-43	L	27-31 A
1942-43	W	29-26 H
1946-47	W	49-36 A
1946-47	W	38-33 H
1947-48	W	60-31 H
1947-48	L	32-58 A
1948-49	L	31-36 H
1948-49	L	42-68 A
1949-50	L	44-53 N
1949-50	W	47-44 H
1949-50	L	38-47 A
1950-51	L	35-49 A
1951-52	W	63-44 H
1952-53	W	88-80 A
1953-54	W	87-75 H
1954-55	L	56-78 A
1955-56	W	88-61 H
1956-57	L	50-61 A
1957-58	W	65-60 H
1958-59	L	59-81 A
1959-60	W	61-54 H
1960-61	L	61-77 H
1960-61	L	70-73 A
1961-62	L	63-65 ^{OT} A
1961-62	W	82-76 H
1962-63	L	73-74 ^{OT} A
1963-64	L	73-111 H
1964-65	L	54-75 A
1965-66	L	63-71 A
1966-67	L	81-84 ^{OT} H
1966-67	L	80-117 A
1967-68	L	61-67 H
1967-68	L	74-89 H
1968-69	L	73-76 A
1968-69	L	74-89 H
1969-70	L	85-88 H
1969-70	L	79-101 A
1970-71	L	76-93 A
1970-71	W	75-74 H
1971-72	W	79-76 H
1971-72	L	91-111 A
1972-73	W	83-77 A
1972-73	W	87-78 H
1973-74	L	72-73 A

1973-74	L	65-67 H
1974-75	W	104-77 H
1974-75	W	86-72 A
1975-76	W	83-66 H
1975-76	W	84-77 ^{OT} A
1976-77	W	96-82 H
1976-77	W	78-77 A
1977-78	W	66-59 H
1977-78	L	69-71 ^{OT} A
1978-79	L	73-75 ^{OT} H
1978-79	L	57-65 A
1979-80	W	90-68 H
1979-80	W	79-72 A
1980-81	L	91-93 A
1980-81	W	82-68 H
1981-82	W	79-68 H
1981-82	L	63-80 A
1982-83	L	79-81 H
1982-83	L	60-61 A
1983-84	L	67-69 A
1983-84	W	80-73 H
1984-85	W	79-77 H
1984-85	W	81-56 A
1985-86	W	85-72 A
1985-86	W	69-68 H
1986-87	W	75-71 H
1986-87	W	71-67 A
1987-88	L	60-76 A
1987-88	W	88-77 H
1988-89	L	53-73 A
1988-89	W	77-67 H
1988-89	W	83-79 N
1989-90	L	67-68 H
1989-90	W	65-56 A
1990-91	L	55-66 A
1990-91	W	66-55 H
1991-92	W	85-64 H
1992-93	L	73-76 A
1992-93	L	59-76 N
1993-94	W	73-67 H
1994-95	L	74-75 ^{OT} A
1995-96	W	80-71 H
1996-97	L	84-92 A
1997-98	L	69-72 H
1997-98	W	72-62 N
1998-99	L	75-81 ^{OT} A
1999-00	W	77-63 H
2000-01	L	62-68 A
2000-01	W	78-59 N
2001-02	W	92-79 H
2002-03	L	70-69 A
2002-03	L	82-62 N
2003-04	L	67-70 H
2004-05	L	56-70 A
2005-06	W	77-74 ^{OT} H
2006-07	L	73-94 A
2007-08	W	78-73 ^{OT} H
2008-09	L	74-79 A
2008-09	W	82-75 N
2009-10	L	64-65 H
2010-11	L	77-81 A
2011-12	L	59-69 H
2012-13	W	58-54 A
2013-14	W	68-63 H
2014-15	L	68-76 H
2014-15	L	66-73 A
2015-16	L	63-71 A
2016-17	W	59-56 H
2017-18	L	75-76 A
2018-19	W	77-67 A
2018-19	W	68-61 H
Villanova		2-2
1976-77	L	89-102 N
1991-92	W	78-76 N
2012-13	W	77-55 N
2017-18	L	58-81 N
Virginia		4-3
1927-28	L	28-42 N

1931-32	L	16-20 N
1978-79	W	71-69 N
1978-79	W	90-88 N
1984-85	W	54-48 N
1991-92	W	80-69 H
1992-93	L	83-86 A
Virginia Commonwealth		4-1
1984-85	W	50-41 N
1994-95	W	75-57 A
1996-97	W	72-69 N
2011-12	W	72-64 H
2012-13	L	54-73 A
Virginia Military Institute		2-1
1927-28	L	18-29 A
1990-91	W	79-45 H
1994-95	W	93-67 H
Virginia Tech		10-5
1927-28	L	26-39 A
1956-57	W	62-47 N
1960-61	W	74-56 H
1961-62	L	65-70 N
1961-62	L	67-91 A
1964-65	W	72-53 N
1967-68	W	92-70 H
1972-73	L	73-74 N
1973-74	W	75-64 H
1974-75	W	77-73 A
1976-77	W	108-78 N
1976-77	W	79-72 N
1988-89	W	79-76 H
1989-90	L	75-76 A
2017-18	W	86-83 N
Wagner		0-1
1978-79	L	74-86 N
Wake Forest		2-5
1956-57	L	50-73 A
1972-73	L	88-94 N
1980-81	L	66-79 N
1989-90	L	65-67 A
1990-91	W	96-95 ^{OT} H
1990-91	W	96-88 N
1998-99	L	57-73 A
Washington		1-1
2000-01	W	69-60 N
2004-05	L	76-79 N
Washington & Lee		1-0
1927-28	W	38-37 ^{OT} A
Washington State		2-1
1991-92	W	71-68 N
1992-93	W	70-68 N
1993-94	L	70-76 N
Weber State		2-0
1998-99	W	84-80 ^{OT} N
1999-00	W	81-61 H
West Alabama/Livingston St.		2-0
1952-53	W	89-28 H
2012-13	W	80-49 H
West Virginia		1-0
1954-55	W	96-82 N
Western Carolina		4-0
1980-81	W	67-57 H
1996-97	W	100-48 H
2004-05	W	97-66 H
2014-15	W	80-74 H
Western Kentucky		2-0
1955-56	W	90-85 A

1989-90	W	79-72 N
Western Michigan		1-0
1976-77	W	83-74 N
Wichita State		5-4
1990-91	L	71-74 ^{OT} A
1992-93	W	93-71 H
1997-98	W	60-58 N
2010-11	L	57-66 N
2011-12	W	70-60 N
2013-14	L	67-72 H
2014-15	L	52-53 A
2015-16	W	64-60 N
2018-19	W	90-86 N
Winthrop		3-0
1995-96	W	84-69 H
2005-06	W	60-57 H
2015-16	W	72-60 H
Wisconsin		3-1
1979-80	W	66-62 A
1980-81	W	90-75 H
2003-04	W	71-56 H
2004-05	L	62-76 A
Wittenberg		1-1
1924-25	W	22-21 A
1930-31	L	25-42 A
Wofford		3-0
1922-23	W	44-25 N
2000-01	W	68-64 H
2007-08	W	80-73 H
Wyoming		0-1
1951-52	L	53-61 N
Xavier		3-5
1935-36	L	21-35 A
1985-86	W	97-80 N
2002-03	W	65-58 H
2003-04	L	47-68 A
2006-07	W	63-56 H
2013-14	L	74-77 H
2014-15	L	84-97 A
2015-16	L	45-64 N
Yale		1-0
2008-09	W	66-63 H
Youngstown State		1-0
1984-85	W	88-69 H
Zanesville		0-1
1925-26	L	20-35 A

Game later vacated by NCAA ruling

RECORDS & HISTORY

ALL-TIME LETTERWINNERS

A			
Adair, Louis (G)	Blue Mountain, Miss.	1941-42	
Adams, Eddie (G)	Phenix City, Ala.	1979-80-81-83	
Adcock, John (F)	Senioia, Ga.	1962	
Adkins, Jim (F)	Benton, Ill.	1968-69	
Agee, Walter "Stuff" (C)	Birmingham, Ala.	1917-18-19	
Aiken, Stewart (F)	Cleveland, Ohio	1930-31-32	
Alexander, Demetrius (F)	St. Louis, Mo.	1997-98	
Alford, Farra (G)	Lexington, Ky.	1973	
Alston, William (F)	Tuscaloosa, Ala.	1919-20	
Anderson, B.P. (F)	Birmingham, Ala.	1917-19	
Anderson, Tom (F)	Birmingham, Ala.	1924	
Andrews, Bob (C)	Bridgeport, Ill.	1963-64-65	
Angelich, Jimmy (G)	Indiana Harbor, Ind.	1933-34-35	
Ansley, Michael (F)	Birmingham, Ala.	1986-87-88-89	
Appleyard, Dick (G)	Pensacola, Fla.	1971	
Ashby, Neil (F)	Hapeville, Ga.	1998-99	
Askins, Keith (F/G)	Athens, Ala.	1987-88-89-90	
Austin, Brandon	Montgomery, Ala.	2016-17	
Avery, Bart (G)	Gloversville, N.Y.	1942-43	

B			
Bacote, Damon (G)	Hampton, Va.	1996-97-98	
Bakken, Jim (G)	Carrollton, Texas	2000-01	
Barnes, Robert (F)	Montgomery, Ala.	1953	
Barnes, Tyler (F)	Louisville, Ky.	2018-19	
Bauman, Earl (C/G)	New Castle, Pa.	1932-33-34	
Beard, Gene (F)	Tuscaloosa, Ala.	1957-58-59	
Bell, Maurice "Red" (G/F)	Montgomery, Ala.	1943-45-46	
Benoit, David (C/F)	Lafayette, La.	1989-90	
Berry, J. W. (F)	Fayette, Ala.	1962-63-64	
Bethel, Terrance (G)	Bronx, N.Y.	1994-95	
Bickley, J. Graham (C)	Tuscumbia, Ala.	1921	
Blackburn, Felix (G)	Birmingham, Ala.	1918-19	
Blagburn, Gary (G)	Decatur, Ga.	1960-61-62	
Blemker, Marvin (F)	Huntingburg, Ind.	1951	
Bogan, Jim (C)	Chicago, Ill.	1956-57	
Bonds, Tommy (G)	Russellville, Ala.	1976-77	
Booth, James (G)	Eufaula, Ala.	1962-63-64	
Bouska, Charles (F)	Linden, N.J.	1934-35-36	
Bowerman, Don (F)	Birmingham, Ala.	1975-76-77	
Bowron, J. Ed (C/F)	Birmingham, Ala.	1915-16	
Bradford, Vic (F)	Detroit, Mich.	1937	
Bragwell, Chris (C)	Russellville, Ala.	1977-78	
Brantner, Jack (F)	Ashland, Wisc.	1939-40-41	
Bratton, Dick (G)	Danville, Ill.	1956-57-58	
Bratton, Jimmy (G)	Danville, Ill.	1954-55	
Brock, Anthony (G)	Little Rock, Ark.	2009-10	
Brock, Evan (F)	Roswell, Ga.	2003-04-05-06	
Brown, Anthony (F)	St. Petersburg, Fla.	1993-94-95-96	
Brown, Ernest "Snake" (G)	Birmingham, Ala.	1989-90	
Brown, George (G)	Bronx, N.Y.		
Brown, Jack (F)	Selma, Ala.	1949	
Brown, Rickey (F)	Gadsden, Ala.	1974-75-76-77	
Brown, Robert (G)	Ensley, Ala.	1917	
Busby, James (G)	Etta, Miss.	1939-40	
Butler, Hinton (G/F)	Andalusia, Ala.	1961-62-63	
Byrne, Earl W. (G)	Cleveland, Ohio	1921	

C			
Caffey, Jason (F)	Mobile, Ala.	1992-93-94-95	
Cage, Greg (F)	Indianapolis, Ind.	2007-08-09-10	
Caldwell, Burt (C)	St. Louis, Mo.	1967	
Caldwell, Herman (G)	Tallassee, Ala.	1937	
Campbell, Marcus (F)	Livingston, Ala.	1989-90-91	
Campbell, Millard (F)	Daytona Beach, Fla.	1927-28-29	
Carr, Reese (F)	Montgomery, Ala.	1962-63-65	
Carter, Leonard "Slim" (C)	Hazel Green, Ala.	1922-23-25	
Chapman, Robert (C)	Birmingham, Ala.	1976-78	
Cheatum, Melvin (F)	Winnsboro, La.	1988-89-90-91	
Cherry, John (F)	Vienna, Ill.	1951	
Clark, J. D. (G)	Birmingham, Ala.	1913-14	
Cleveland, Charles (G)	Brent, Ala.	1973-74-75	
Cochrane, John (G)	Mobile, Ala.	1918-19	

Coggin, Cliff (G)	Athens, Ala.	1946	
Cohen, Andy (F)	El Paso, Texas	1924-25	
Cohen, Syd (F)	El Paso, Texas	1927	
Coleman, Justin (G)	Birmingham, Ala.	2015-16	
Coleman, Yamene (C)	Boykin, Ala.	2007-08	
Collins, Corban (G)	High Point, N.C.	2017	
Coner, Terry (G)	Birmingham, Ala.	1984-85-86-87	
Connatser, Roy (G/F)	Clanton, Ala.	1932-33-34	
Cooper, Rodney (G)	Hurtsboro, Ala.	2012-13-14-15	
Cornegy, Rob (C)	Queens, N.Y.	1987	
Cotten, Bob (F)	Birmingham, Ala.	1932-33	
Cotton, Schea (G)	Long Beach, Calif.	2000	
Cowser, Rongie (G)	Gadsden, Ala.	1998	
Craig, Jerry (G)	Owens Cross Roads, Ala.	1963-65	
Crews, Billy (F)	Selma, Ala.	1953-54-55	
Crosby, Tom (F)	Delphi, Ind.	1957	
Crumpler, Carl (F)	Jacksonville, Fla.	1948	

D			
Davidson, Jermareo (F)	Atlanta, Ga.	2004-05-06-07	
Davis, Ar Mond (G)	Tacoma, Wash.	2017	
Davis, Brandon (G)	Selma, Ala.	2005-06	
Davis, Charvez (G)	Montgomery, Ala.	2010-11	
Davis, Chuck (F)	Selma, Ala.	2003-04-05-06	
Davis, Mike (G)	Fayette, Ala.	1980-81-82-83	
Davis, Solomon (F)	Mobile, Ala.	2000, 2002	
Dean, Billy (C)	Montgomery, Ala.	1948-49-50	
Deppe, Rich (C)	Louisville, Ky.	1967-68-69	
Devaughn, William (C)	Birmingham, Ala.	1987-88	
Dill, John (F)	Florence, Ala.	2007-08-09	
Dill, Johnny (G)	Tuscumbia, Ala.	1973-74-75	
Dixon, Chris (G)	Montgomery, Ala.	2010	
Dorrah, Benjamin H. (C)	Kennedy, Ala.	1921	
Dortch, William B. (G)	Gadsden, Ala.	1916	
Douglas, Leon (C)	Leighton, Ala.	1973-74-75-76	
Dudley, Craig (G)	Gadsden, Ala.	1984-86-87-88	
Dudley, Erwin (F)	Uniontown, Ala.	2000-01-02-03	
Dunn, Dale (F)	Louisville, Ky.	1972-75	
Dunn, T.R. (G/F)	Birmingham, Ala.	1974-75-76-77	

E			
Eblen, Ben (G)	Isle of Palms, S.C.	2010-11-12	
Edwards, Arthur (G)	Washington, D.C.	2016	
Elliott, Gary (G)	Savannah, Ga.	1967-68-69	
Ellis, Paul (G)	Selma, Ala.	1971-72-73	
Engstrom, Carl (C)	Ystad, Sweden	2010-11-13	
Erwin, Charles (F)	Athens, Ga.	1943	
Estes, Darrell (G)	Fayette, Ala.	1960-61-62	
Estes, Paul (C)	Jackson, Tenn.	1938-39	

F			
Farmer, Jim (G)	Dothan, Ala.	1984-85-86-87	
Farmer, Mark (C)	Arab, Ala.	1982-83-84-85	
Faulkner, Jamal (F)	New York, N.Y.	1994-95	
Felix, Jean (F)	Pointe-Noire, Congo	2005-06	
Finnegan, Bill (C)	Flushing, N.Y.	1941	
Floyd, Holland (C)	Scottsboro, Ala.	1962-63-64	
Frederick, Clyde (C/F)	Birmingham, Ala.	1959	
Freeman, Greg (F)	Anderson, Ind.	1975	
Fulmer, James (C/F)	Florence, Ala.	1956-57-58	
Fuller, Landon (F)	Brentwood, Tenn.	2017	

G			
Gamble, Doug (C)	New Brockton, Ala.	1970	
Garner, Wendell (F)	Montgomery, Ala.	1971-72	
Garrett, Glenn (F)	Selma, Ala.	1972-73	
Gavin, Bob (G)	Chicago, Ill.	1960	
Gazzola, Louis F. (G)	St. Louis, Mo.	1922	
Gee, Alonzo (F)	Palm Beach, Fla.	2006-07-08-09	
Gibson, John (F)	Marietta, Ga.	2015	
Giddens, Daniel (F/C)	Mabletone, Ga.	2018-19	
Gilmore, Tommy (C/F)	Eufaula, Ala.	1959	
Goldstein, Harold (C)	Columbus, Miss.	1954	
Goodall, Yancey (G)	Birmingham, Ala.	1917	

Gottfried, Mark (G)	Mobile, Ala.	1985-86-87	
Grant, Jim (F/C)	Ft. Wayne, Ind.	1951-52	
Green, JaMychal (F)	Montgomery, Ala.	2009-10-11-12	
Greene, Phillip (G)	Yonkers, N.Y.	1928	
Griffin, Artie (G)	San Antonio, Texas	1994-95	
Grizzard, Rod (G)	Birmingham, Ala.	2000-01-02	
Gueye, Moussa (C)	Thies, Senegal	2012-13	
Gunder, Dick (G)	Marion, Ohio	1954-55-56	

H			
Hagan, J.H. (F-G)	Mobile, Ala.	1913-14-16	
Haginas, Sam (F)	Mobile, Ala.	1999-2000-01	
Hale, Shannon (F)	Johnson City, Tenn.	2014-15-16-17	
Hall, Donta (F)	Luverne, Ala.	2016-17-18-19	
Hamilton, Scott (C)	Centralia, Wash.	1996-97-98	
Hammonds, Harry (F)	Tuscaloosa, Ala.	1964-65-66	
Hamner, E.B. (C)	Holt, Ala.	1957-58-59	
Hamner, W.J. "Dyson" (G)	Selma, Ala.	1947-48-49-50	
Hancock, Joe (G)	Tarrant, Ala.	1917	
Hankerson, Charles, Jr. (F)	Miami, Fla.	2011-12	
Hardy, Mabry (F)	Selma, Ala.	1947	
Harper, Jerry (C/F)	Louisville, Ky.	1953-54-55-56	
Harrison, George (C)	Montgomery, Ala.	1969-70-71	
Harsh, Griff R. (C)	Birmingham, Ala.	1913-14-15-16	
Hart, Dave (G)	Pittsburgh, Pa.	1969-70	
Hays, Jeremy (C)	Boaz, Ala.	1998-99-2000-01	
Hendrix, Richard (F)	Athens, Ala.	2006-07-08	
Hickey, Robert (G)	Pellville, Ky.	1964-65-66	
Hillman, Senario (G)	Inwinton, Ga.	2007-08-09-10	
Hines, Chris (F)	Hillcrest, Ala.	2010-11	
Hines, John (F)	Ft. Wayne, Ind.	1941-42	
Hite, Johnny (G)	Nashville, Tenn.	1946-47-49	
Hogue, Ken (F)	Tuscaloosa, Ala.	1969-70-71	
Hollinger, Brandon (G)	Mobile, Ala.	2006-07-08-09	
Hollingsworth, Randy (F)	Huntsville, Ala.	1968-69	
Hollon, Jimmy (G)	Hazel Green, Ky.	1970-71-72	
Holt, Wally (G)	Gadsden, Ala.	1968	
Holt, William Abner (G)	Mobile, Ala.	1914-15	
Homer, Jim (C)	Columbus, Ga.	1942-43-47	
Hood, James "Lindy" (C)	Collinsville, Ala.	1929-30-31	
Hood, Lucien (F)	Birmingham, Ala.	1914	
Hood, Richie (F)	Millport, Ala.	1978-79	
Hoover, Tom (G)	Louisville, Ky.	1969-70-71	
Horry, Robert (F)	Andalusia, Ala.	1989-90-91-92	
Hoskins, Henry (C)	Brookhaven, Miss.	1960-61	
House, Alan (C)	Birmingham, Ala.	1970-71-72	
Howland, Bambi (F)	Scottsboro, Ala.	1964-65	
Hudson, Ben (G)	Montgomery, Ala.	1924-25-26	
Hudson, Clayton (G)	Montgomery, Ala.	1920-21-22-23	
Hudson, Ed (F)	Hammond, Ind.	1938-39-40	
Hudson, Wendell (F)	Birmingham, Ala.	1971-72-73	
Hurt, Bobby Lee (F)	Huntsville, Ala.	1982-83-84-85	

I			
Ingram, Dazon (G)	Theodore, Ala.	2017-18-19	
Ivey, Bryant (F)	Talladega, Ala.	1950-51-52	

J			
Jackson, James (G)	Montgomery, Ala.	1986-87	
Jacobs, Nick (F)	Atlanta, Ga.	2012-13-14	
Jemison, Demetrius (F)	Birmingham, Ala.	2007-08-09	
Johnson Jr., Avery (G)	Houston, Texas	2017-18-19	
Johnson, Britton (G)	Mountain Brook, Ala.	2019-	
Johnson, Buck (F)	Birmingham, Ala.	1983-84-85-86	
Johnson, Cliff (C)	Willow Springs, Ill.	1958	
Johnson, Ken (F)	Phenix City, Ala.	1978-79-80-81	
Johnson, Lloyd (F)	Florence, Ala.	1958-59-60	
Johnston, Ray (G)	Montgomery, Ala.	1999	
Jones, Chauncey (G)	Chicago, Ill.	1998-99	
Jones, Eugene (F)	Bessemer, Ala.	1980-81	
Jones, Herbert (G)	Greensboro, Ala.	2018-19	
Jones, Marcus (G)	Memphis, Tenn.	1990	
Jones, Ralph (C)	Florence, Ala.	1945	
Jones, Rex (F)	Florence, Ala.	1982-83-84	

RECORDS & HISTORY

ALL-TIME LETTERWINNERS

Jones, Tom (G)	Birmingham, Ala.	1946
Jones, Tom (F)	Valley Head, Ala.	1966-67-68
Jonus, Justin (G/F)	Boaz, Ala.	2005-06
Jordan, Ed (G)	Danville, Va.	1943
Joyce, John (C)	Biloxi, Miss.	1930-31

K

Kaiser, Wade (C)	Birmingham, Ala.	1994-95
Kaplan, Leonard (G)	Jackson Heights, N.Y.	1957-58-59
Keith, Dwight T. (F)	Argo, Ala.	1921
Keller, Red (F)	Cullman, Ala.	1935-36-37
Kennedy, Walter (F/G)	Birmingham, Ala.	1918-20-21
Key, Algie (G)	Decatur, Ga.	2014
Key, Braxton (F)	Charlotte, N.C.	2016-17-18
Kessens, Michael (F)	Nyon, Switzerland	2015-16
Kimbrough, Ed (G/C)	Opelika, Ala.	1930-31-32
Kimbrough, Zeke (F)	Opelika, Ala.	1932-33-34
King, Nick (G/F)	Memphis, Tenn.	2017
King, Reginald (F)	Birmingham, Ala.	1976-77-78-79
Knox, Eddie (C)	Montgomery, Ala.	1974
Knox, Justin (F)	Tuscaloosa, Ala.	2008-09-10
Kubiszyn, Jack (G)	Buffalo, N.Y.	1956-57-58

L

Lacey, Trevor (G)	Huntsville, Ala.	2012-13
Lancaster, Bryant (G)	Fairfax, Ala.	1988-89-90-91
Laney, Malcolm (G)	Birmingham, Ala.	1930-31-32
Laney, Walton (G)	Birmingham, Ala.	1929-30-31
Lapolla, Bob (F)	New York, N.Y.	1942
Larrick, Herbert (G)	Washington, Ind.	1928
Lathem, Edward (G)	Birmingham, Ala.	1915
Lawrence, Anthony (F)	St. Petersburg, Fla.	1990
Leach, Archie "Dukes" (G)	Tuscaloosa, Ala.	1926-27-28
Leake, Armistead "Rat" (G)	Birmingham, Ala.	1920-21-22-23
Lee, Alvin (G)	Richmond, Va.	1988-89
Lee, Reggie (G)	Baton Rouge, La.	1994-95
Leeth, Wheeler (C)	Boaz, Ala.	1940-41-42
Lewis, James (G/F)	Florence, Ala.	1956
Lewis, Kira Jr. (G)	Meridianville, Ala.	2019-
Linn, George (F/C)	Columbus, Ohio	1953-54-55-56
Little, J.K. (G)	Tuscaloosa, Ala.	1926
Lockett, Phillip (C)	Livingston, Ala.	1979-80-81-82
Logan, Roger (C)	Birmingham, Ala.	1945
London, Tarik (G)	Savannah, Ga.	1998-99-2000-01
Looney, Kent (G)	Guntersville, Ala.	1977-78
Love, Henry Benton (G)	New Market, Ala.	1913-14-15
Lovell, Jeff (G)	Cullman, Ala.	1993
Lowman, J. Allen (C)	Birmingham, Ala.	1917
Lowry, Jackie (G)	Tampa, Fla.	1945
Ludwig, Jerry (G)	Effingham, Ill.	1966-67-68
Luquire, Justin (F)	Indian Springs, Ala.	2010-11
Lynch, Bobby (G)	Ashland, Ky.	1970-71-72

M

Mack, Tevin (G/F)	Columbia, S.C.	2019-
Mangina, Pete (G)	Orange, N.J.	1949
Maravich, Jaeson (G)	Covington, La.	1999
Marlaire, Leon (G)	Bradley, Ill.	1953-54-55-56
Martin, Terrance "Doc" (G)	Tuscaloosa, Ala.	1998-99-2000-01
Mathis, Olie (C)	San Diego, Calif.	1943
Mazique, MC (F)	Brooklyn, N.Y.	1996-99
Meade, Terrance (G)	Scottsboro, Ala.	2000-01-02-03
Miller, Dennis (G)	Kanakakee, Ill.	1992
Mitchell, Carl (F)	Dothan, Ala.	1979-80
Mitchell, David (C)	Florence, Ala.	1969
Mitchell, Devin (G)	Suwanee, Ga.	2015
Mitchell, Tony (F)	Swainsboro, Ga.	2010-11-12
Montgomery, Hugh (F)	Birmingham, Ala.	1919-20
Moore, Cedric (C)	Birmingham, Ala.	1992-93
Moore, Sammy (F)	Fayette, Ala.	1950-51-52
Moore, William P. "Bill" (F)	Birmingham, Ala.	1917-20
Morrow, Hugh (G)	Birmingham, Ala.	1945
Moses, Ken (G)	Morristown, Tenn.	1964-65-66
Moss, Alfred (F)	Newnan, Ga.	1998-99-2000-01

Munkasey, Paul (F)	Bridgeport, Conn.	1930-31-32
Munkasey, Zolton (F)	Bridgeport, Conn.	1931
Murray, Anthony (G)	Birmingham, Ala.	1975-76-77-78
Myers, Maurice (F)	Birmingham, Ala.	1979-80-81-82

Mac/Mc

MacCartee, Allen (F/G)	Washington, D.C.	1923
McCargo, De Witt (G)	Talladega, Ala.	1913
McClintock, Graham (G)	Laurel, Miss.	1923-24-25
McCord, Keith (F)	Birmingham, Ala.	1976-77-78
McCullough, W. Marvin (G)	Birmingham, Ala.	1918
McDaniel, Joe (C)	Paris, Ill.	1966-67
McDonald, William A. (G)	Madison, N.J.	1926
McDyess, Antonio (F)	Quitman, Miss.	1994-95
McElveen, Greg (G)	Baton Rouge, La.	1976-78-79
McGauley, Emmett (F)	Montgomery, Ala.	1921-22-23-24
McGhee, Thalamus (C)	Houston, Texas	1996-97
McKenzie, Dick (G)	Selma, Ala.	1947-48-49-50
McKey, Derrick (F)	Meridian, Miss.	1985-86-87
McKinney, Ron (F)	Buffalo, N.Y.	1960-61
McLeod, Ben W. (F)	Leeksville, Ala.	1934-35-36
McNabb, Bobby (C)	Englewood, Tenn.	1967

N

Neal, Darrell (F)	Los Angeles, Calif.	1984-85
Nobles, Frank (G)	Ft. Wayne, Ind.	1931-32-33
Nogi, Al (G)	Linden, N.J.	1934-35-36
Nordholz, Mike (G)	Marietta, Ga.	1966-67-68
Norman, John (C)	Kansas City, Mo.	1953
Norris, Riley (G/F)	Albertville, Ala.	2015-16-17-19

O

Obasohan, Retin (G)	Antwerp, Belgium	2013-14-15-16
Odom, Ernest (G)	Birmingham, Ala.	1973
Odums, Ray (G)	Birmingham, Ala.	1972-73-74
Olaniyan, Bola (F)	Lagos, Nigeria	2017
O'Neill, Leo "Toad" (F)	Washington, Ind.	1928-29-30
Orange, Marvin (G)	Columbia, S.C.	1993-94-95-96
Orton, Tim (G)	Sylacauga, Ala.	1965-66-67
O'Shea, Dennis (G/F)	Toledo, Ohio	1953-54-55-56

P

Palmer, Gene (C)	Birmingham, Ala.	1947-48-49-50
Pannell, Jerry (G)	Forrest Hills, N.Y.	1952
Parker, Cleve Joe (F)	Marion, Ala.	1976
Parker, Tim (F)	Tuscaloosa, Ala.	1962-63-64-65
Parkinson, Bill (G)	Monessen, Pa.	1946
Passink, Bryan (G)	Savannah, Ga.	1993-94-95
Patrick, Mark (F)	Louisville, Ky.	1974
Patton, Cedric (F)	Huntsville, Ala.	1999
Pearson, Philip (G)	Montgomery, Ala.	1993
Peck-Love, Shon (F)	Tuscaloosa, Ala.	1993-94
Pennington, Larry (F)	Jackson, Miss.	1960-61
Pepper, Raymond (G)	Albany, Ala.	1927
Perry, Andre (F)	Detroit, Mich.	1992-93
Perry, Charles (G)	Covington, Ky.	1963-64-65
Pettway, Antoine (G)	Alberta, Ala.	2001-02-03-04
Petty Jr., John (G)	Huntsville, Ala.	2018-19-
Phillips, Eddie (F)	Birmingham, Ala.	1979-80-81-82
Pickett, Rico (G)	Decatur, Ala.	2008
Pierce, Scott (F)	Tuscaloosa, Ala.	1985-86
Pitts, Walter (G)	Loachapoka, Ala.	1993-94
Pollard, Devonta (F)	Porterville, Miss.	2013
Poole, Ricky (G/F)	Bessemer, Ala.	
Powers, Porter (G)	Auxier, Ky.	1960
Prather, Google (C)	Baldwyn, Miss.	1939-40
Propst, Clyde "Shorty" (G)	Birmingham, Ala.	1923-24-25
Pugh, Harvey (F)	Oshkosh, Wisc.	1926
Putman, Dave (G)	Greenville, S.C.	1952-53

Q

Quindazzi, Dan (G/F)	Yonkers, N.Y.	1958-59
----------------------	---------------	---------

R

Rambo, Reggie (F)	Lena, La.	2001-02-03-04
Randolph, Levi (G)	Madison, Ala.	2012-13-14-15
Randolph, Sam (G)	Trenton, N.J.	1981
Reese, Alex (F)	Pelham, Ala.	2018-19-
Reese, Anton (G)	Lithonia, Ga.	1996-97
Reese, Jason (G)	Indian Springs, Ala.	2003-04-05
Releford, Trevor (G)	Kansas City, Mo.	2011-12-13-14
Rhordanz, C.R. (G)	Harvey, Ill.	1936
Rice, Kenneth (G)	Decatur, Ala.	1990-91-92
Rich, Darby (G)	Greer, S.C.	1990-91-92
Richardson, Eric (G)	Birmingham, Ala.	1981-82-83-84
Riddle, Paul (G)	Oakland City, Ind.	1951-52
Riley, Hayden (F)	Guin, Ala.	1947-48
Riley, Mykal (F)	Pine Bluff, Ark.	2007-08
Robertson, Herman (F)	Fayetteville, Ala.	1938-39-40
Robertson, James (F)	Scottsboro, Ala.	1945
Robinson, James (G)	Jackson, Miss.	1991-92-93
Rogers, Roy (C)	Linden, Ala.	1993-94-95-96
Rollins, Chris (F)	Winstboro, La.	1998-99
Roth, Jim (G)	Ft. Wayne, Ind.	1940-41-42
Russell, Charles (F)	Hartselle, Ala.	1974-75
Russell, Leroy (G)	Brent, Ala.	1976-79

S

Salmon, Farley (G)	Maude, Miss.	1924
Sanders, James (G)	Ensley, Ala.	1989-90
Schaffer, Lawson (G)	Cullman, Ala.	2016-17-18-19
Schellenberg, Tom (G)	New Albany, Ind.	1975-76
Schneider, Bob (F)	Richmond, Ind.	1950-51-52
Schumacher, Gene (F)	Sigel, Ill.	1964-65-66
Scott, Glenn (G)	Montgomery, Ala.	1951-52-53
Scott, Robert (G)	Birmingham, Ala.	1977-78-79-80
Seal, Ralph (F)	Washington, Ind.	1928
Seals, Noah "Toby" (C)	Joppa, Ala.	1941
Searight, M. W. (F)	Birmingham, Ala.	1913
Sellers, Kyle (G)	Tuscaloosa, Ala.	2008-09
Sexton, Bill (F)	Huntsville, Ala.	1953-54
Sexton, Collin (G)	Mableton, Ga.	2018
Shaeffer, Carl (C)	Delphi, Ind.	1946-47-48-49
Shambley, Dejuan (G)	Tuscaloosa, Ala.	1998
Sharp, J.F. (G/F)	Birmingham, Ala.	1943-47-48
Sharp, Sam (F)	Birmingham, Ala.	1940-41-42
Shelton, Earnest (G)	Memphis, Tenn.	2002-03-04-05
Shoemaker, Perron (G)	Birmingham, Ala.	1936-37-38
Shuman, Dale (G)	Savannah, Ga.	1956-57
Sink, Ray (F)	Roanoke, Va.	1959
Slaughter, Dakota (G)	Fishers, Ind.	2013-14-15
Smith, Ben (C/G)	Haleyville, Ala.	1932-33
Smith, Demetrius (G)	Hogansville, Ga.	2001-02-03-04
Smith, Earl (F)	Haleyville, Ala.	1929-30
Smith, Galin (F)	Clinton, Miss.	2018-19-
Smith, Howard (F/C)	Tuscumbia, Ala.	1960-61-62
Smith, J.B. (G/F)	Niles, Mich.	1943, 46
Smith, Jimmy (G)	Waynesboro, Miss.	1985
Smith, Johnny (G)	Guntersville, Ala.	1965-66
Smith, Lewis M. (F)	Birmingham, Ala.	1916
Sneed, Raphael (C)	Troy, Ala.	1936-37
Sprewell, Latrell (G/F)	Milwaukee, Wisc.	1991-92
Stabler, Vernon (F)	Greenville, Ala.	1922-23-24-25
Starnes, John (F)	Guntersville, Ala.	1938
Steele, Andrew (G)	Birmingham, Ala.	2009-11-12-13
Steele, Ronald (G)	Birmingham, Ala.	2005-06-07
Steiner, Bernard (F)	Montgomery, Ala.	1913
Steiner, Rebel (F)	Ensley, Ala.	1946, 1948-49
Stephenson, Riggs (G)	Akron, Ala.	1920
Stinnett, Travis (G)	Maryville, Tenn.	2001-02
Stone, Tom (G)	Potts, Miss.	1939-40
Storey, Veo (G-F)	Hector, Ark.	1941
Strange, Albert (F/G)	Birmingham, Ala.	1913
Strickland, Reggie (G)	Opelika, Ala.	1980-81
Suits, Tommy (G)	Florence, Ala.	1969
Sullivan, Buster (G)	Northport, Ala.	1962-63-64
Sullivan, Paul (C)	Northport, Ala.	1950-51-52

RECORDS & HISTORY

ALL-TIME LETTERWINNERS

Swiderski, Carl (F) Snyder, N.Y. 1947

T

Tabor, Jim (G)	Owens Cross Roads, Ala.	1937
Tarrant, Ricky (G)	Pleasant Grove, Ala.	2015
Taylor, Jimmie (F)	Greensboro, Ala.	2014-15-16-17
Taylor, Shawn (C)	Unadilla, Ga.	2005
Teubert, Charley (F)	New Haven, Conn.	1945-46
Thomas, Blaine (F)	Dutton, Ala.	1941
Thomas, Emmett (F)	Birmingham, Ala.	2003-04
Thompson, Blackstone (F)	Tuscaloosa, Ala.	1939, 1941
Thrasher, Blake (G)	Garland, Texas	1996-97-98
Torrance, Mikhail (G)	Eight Mile, Ala.	2007-08-09-10
Touvelle, Jim (F)	Braidwood, Ill.	1956
Towns, D.J. (G)	Pleasant Grove, Ala.	2000
Tubbs, Justin (G)	Trussville, Ala.	2007-08
Turner, Guy Lee (F)	Harrisburg, Ill.	1966-67

V

Vande Mark, Bart (C/F)	Delray Beach, Fla.	1960-61
Vincent, Charles (G)	Birmingham, Ala.	1926
Vines, Melvin (F)	Bessemer, Ala.	1926-27
Vogel, Jerry (F)	New York, N.Y.	1958
Vrotsos, Nick (G)	Martins Ferry, Ohio	1949-50-51

W

Waites, Gary (G)	Decatur, Ga.	1988-89-90-91
Waites, W. Lamar (F)	Tuscaloosa, Ala.	1938
Walker, Jimmy (F)	Holt, Ala.	1933-34-35
Walker, Kenny (F/C)	Jacksonville, Fla.	2000-01-02-03
Wallace, Gerald (F)	Childersburg, Ala.	2001
Wambsgans, Fred (G/F)	Ft. Wayne, Ind.	1929-30-31
Warren, Erwin "Tut" (G)	Montgomery, Ala.	1938
Washington, Elliot (G)	Bradenton, Fla.	1992
Washington, Eric (F)	Jackson, Miss.	1994-95-96-97
Webb, Marcus (C)	Montgomery, Ala.	1989-90-91
Weber, Albert (G)	Marrero, La.	2005
Wells, Aubie Bertram (F)	Ensley, Ala.	1913-14-15-16
Whatley, Ennis (G)	Birmingham, Ala.	1982-83
Whatley, Jim (C)	Alexander City, Ala.	1934-35-36
Wheeler, Vance (G)	Nashville, Tenn.	1980-81-82-83
White, David (G)	Tuscaloosa, Ala.	1968-69-70
White, Gary (G)	Northport, Ala.	1984-85-86
Whitfield, Marco (G)	Decatur, Ala.	1995
Wilkie, Kim (F)	Lexington, Ky.	1970
Williams, Brian (G)	Montgomery, Ala.	1996-97-98-99
Williams, David (F)	Pensacola, Fla.	1970-71-72
Williams, Lucky (G/F)	Delta, Nigeria	2003-04-05-06
Williams, Maurice "Mo" (G)	Jackson, Miss.	2002-03
Williams, Terry (F)	Elkmont, Ala.	1981-82-83-84
Wilson, Benjamin (F)	Shelby, Ala.	1917
Wilson, Isiah (G)	Troy, Ala.	2013-14
Windham, Cliff (F)	Livingston, Ala.	1980-81-82-83
Winston, Kennedy (F)	Prichard, Ala.	2003-04-05
Wise, Dick (C/F)	White Plains, N.Y.	1955

Y

Young, Robert (F)	Cullman, Ala.	1925-26
Young, William "Bill" (C)	Cullman, Ala.	1926-27-28

ALL-TIME NUMERICAL ROSTER

0
Algie Key
Nick King
Donta Hall (2018-19)
Javian Davis

1
Chuck Davis
Mykal Riley
Anthony Brock
JaMychal Green (2010-11)
Riley Norris
Herbert Jones

2
Gerald Wallace
Emmett Thomas
Brandon Davis
Mikhail Torrance
Charles Hankerson, Jr.
Ricky Tarrant
Lawson Schaffer
Collin Sexton
Kira Lewis Jr.

3
George Linn
Eugene Jones
Ennis Whatley
Gary White
Brian Williams
George Brown
Neil Ashby
Solomon Davis
Kennedy Winston
Justin Tubbs
Trevor Lacey
Michael Kessens
Corban Collins
Alex Reese

4
Richard Gunder
Eugene Beard
Kenneth Rice
Brian Williams
Schea Cotton
Reggie Rambo
Albert Weber
Brandon Hollinger
Carl Engstrom
Arthur Edwards
Daniel Giddens
Juwan Gary

5
Dale Shuman
Bart Vande Mark
Wade Kaiser
Tarik London
Earnest Shelton
Tony Mitchell
Justin Coleman
Avery Johnson Jr.
Jaden Shackelford

6
Leon Marlaire

7
Jim Fulmer

8
Jerry Harper

9
Jim Bogan

10
Dennis O'Shea
Jack Kubiszyn
Tommy Suits
Bobby Lynch
Charles Cleveland
Robert Scott
Sam Randolph
Travis Stinnett
Ben Eblen
Jimmie Taylor
Herbert Jones

11
Dyson Hamner
Jim Bratton
Kevin Barry
Jack Kubiszyn

Bob White
David White
Dick Appleyard
Raymond Odums
Jimmy Tom
Goostree
Joe Morris
Eric Richardson
James Jackson
Earnest Brown
Anthony Brown
D.J. Towns
Rico Pickett
Chris Dixon
Jason Carter
Shannon Hale
Beette Bolden

12
Pat Trammell
Dave Hart
Tom Hoover
Ernest Odum
Vance Wheeler
Gary Waites
Elliot Washington
Terrance Bethel
Alonzo Gee
Trevor Releford
Dazon Ingram
Jaylen Forbes

13
Henry Hoskins
Pat Hardy
Leon Douglas
Jerome White
Phillip Pearson
Marco Whitfield
Solomon Davis
Lucky Williams
Julian Goode
Jahvon Quinerly

14
E.B. Hammer
Darrell Estes
Eddie Lumpkin
Paul Ellis
Dabo Johnson
Leroy Russell
James Sanders
Eric Washington
Sam Williams
Terrance Meade
Kyle Sellers
Kendall Durant
Moussa Gueye

15
E.B. Hammer
Farra Alford
Eddie Cauthen
Anthony Murray
Marvin Orange
Blake Thrasher
Verice Cloyd
Nick Jacobs
Tyler Barnes

20
Glenn Scott
Billy Richardson
Jim Adkins
Wendell Hudson
Rickey Brown
Eddie Adams
Alvin Lee
Marcus Jones
Jeff Lovell
Reggie Lee
Dejuan Shambley
Terrance "Doc" Martin
LaKory Daniels
Greg Cage
Levi Randolph

21
Sammy Moore
Robert Barnes
Pat Brownell
Eddie Lumpkin
Ken Hogue
Tom Schellenberg
Kent Looney
Jim Farmer
Bryant Lancaster
Andre Perry

Dejuan Shambley
Rod Grizzard
Evan Brock
Senario Hillman
Rodney Cooper
Bola Olaniyun
Britton Johnson

22
Jack Brown
Paul Riddle
Dennis O'Shea
Jim Fulmer
Gary Elliot
Jimmy Hollon
Johnny Dill
Reggie Strickland
Rex Jones
Jimmy Smith
Joe Hudson
Kemble Smith
Dean Wilson
Bryan Passink
Chauncey Jones
Travis Stinnett
Ronald Steele
Andrew Steele (2010-12)
Ar'Mond Davis

23
Gene Palmer
Jim Grant
Clyde Frederick
Wally Holt
Wendell Garner
T.R. Dunn
Mark Gottfried
Darby Rich
Walter Pitts
Demetrius Smith
Jean Felix
Demetrius Jimerson
Devin Mitchell
Brandon Austin
John Petty Jr.

24
Gene Palmer
Bill Sexton
John Norman
Harold Goldstein
Ron McKinney
Randy Hollingsworth
Mike Quigley
Butch Dean
Bruce Albe
Kelly Shy
Craig Dudley
Kenneth Rice
Dennis Miller
Antonio McDyeess
Ricky Poole
Jason Reese (2004)
Avery Jukes
Charvez Davis
Devonta Pollard
Christian Clark
Lawson Schaffer

25
Johnny Hite
Paul Sullivan
John Norman
Kim Wilkie
Eddie Knox
Mark Patrick
Robert Chapman
Keith McCord
Robert Horry
Wade Kaiser
Artie Griffin
MC Mazique
Jim Bakken
Maurice Williams
Glenn Miles
Andrew Steele (2008-09)
Keon Blackledge
Braxton Key

26
Gary Blagburn

30
Jerry Vogel
Neal Hyche
Tommy Suits

Tom Hoover
Doug Gamble
Greg Freeman
William Henry
Glenn Garrett
Don Bowerman
Desi Barmore
Terry Coner
David Benoit
Greg Glass
Jamal Faulkner
Damon Bacote
Galin Smith

31
Tom Crosby
Jim Lewis
Jerry Vogel
Darrell Estes
Jerry Craig
Kenneth Moses
Tim Orton
David White
Ken Hogue
Tom Hogue
Charles Russell
Clavie Joe Parker
Ken Johnson
Derrick McKey
James Robinson
Anton Reese
Cedric Patton

32
Jim Bogan
Roy Forbus
Leonard Kaplan
Larry Back
Tommy Lewis
James M. Brown
Jerry Craig
Mike Nordholz
David Mitchell
David Williams
Buck Johnson
Marcus Campbell
Shon Peck-Love
Rongie Cowser
Ray Johnston
Shawn Taylor
John Dill (2006)
JaMychal Green (2008-09)
Retin Obasohan

33
Dick McKenzie
John Cherry
George Linn
Leonard Kaplan
James Ledbetter
Ned Harbuck
Gary Blagburn
Hinton Butler
James Booth
Jerry Craig
Jerry Ludwig
Rich Deppe
Alan House
Eddie Knox
Robert Chapman
Cliff Windham
Scott Pierce
Charles Watson
Jermareo Davidson
Isiah Wilson
Landon Fuller
James Rojas

34
Richard Gunder
Dick Bratton
Gary Blagburn
Ron McKinney
Buster Sullivan
Bob Hickey
Gary Elliot
George Harrison
Andy Ott
Clavie Joe Parker
Tommy Bonds
Bobby Lee Hurt
Anthony Lawrence
Blake Thrasher
Chris Rollins
Yamene Coleman
Tevin Mack

35
Dick Bratton
Porter Powers
Ron McKinney
Hinton Butler
Bob Hickey
Charlie Perry
R.G. Wilson
Wally Hold
Dale Dunn
Jason Caffey
Demetrius Alexander
Erwin Dudley
Richard Hendrix
Dakota Slaughter
Donta Hall
Raymond Hawkins

37
Dale Shuman
Fred Frick

40
John Adcock
Doug Gamble
Maurice Myers
Darrell Neal
Alfred Moss
Justin Knox

41
Ray Sink
Bobby Paine
Henry Hoskins
Buster Sullivan
Marc Stierwalt
Charlie Perry
Johnny Smith
Jim Shull
Jim Adkins
Joe Hancock
Terry Williams
Derrick McKey
Keith Askins
John Gibson

42
Tommy Gilmore
Alex Moseley
James Booth
Marc Stierwalt
Harry Hammonds
Randy Hollingsworth
Chris Bragwell
John Belk
Tim Kaiser
Latrell Sprewell
Kenny Walker

43
Tommy Gilmore
Hinton Butler
Steve Stapp
Charles Perry
Tim Parker
Gene Shumacher
Rich Deppe
Carl Mitchell
Sam Haginas
Jason Reese

44
Bob Schneider
Billy Crews
Ron Mayor
Jim Touvelle
Daniel Quindazzi
Larry Pennington
John Adcock
J.V. Berry
Tim Parker
Tom Jones
Randy Waddell
Greg McElveen
Mike Davis
Cat Smith
Josh Gilbert
Melvin Cheatum
Russell Walters
Scott Hamilton
Jaeson Maravich
Justin Jonus
John Dill
Chris Hines

45
Daniel Quindazzi
Bob Gavin
Billy Pruet
J.W. Berry
Harry Hammonds
Gene Shumacher
Guy Turner
Richie Hood
Michael Ansley
Akini Adkins

50
Lloyd Johnson
Phillip Lockett
Roy Rogers
Antoine Pettway
Justin Luquire

51
Lloyd Johnson
Howard Smith
Billy Gallahar
Bambi Howland
Harry Hammonds
Reese Carr
Ray Touchstone
Tom Coleman
Eddie Phillips
Paul Stewart
Cedric Moore

52
Alex Garrow
Bart Vande Mark
Reese Carr
Bambi Howland
Tom Coleman
Burt Caldwell
David Mitchell
Reginald King
Jeremy Hays

53
Gary Blagburn
Bobby Paine
Howard Smith
Robert Andrews
Bob Andrews
Joe McDaniel
Norman Anchrum
Mark Farmer

54
Howard Smith
Holland Floyd
Ernie Houck
Cliff Johnson
Rob Corney
Rodney Wesley
Marcus Webb
Thalamus McGhee

55
Carl Shaeffer
Bryant Ivey
Melvin Bowling
Billy Crews
Larry Pennington
Bobby Paine
William McCoy
Holland Floyd
Bobby McNabb

66
Billy Dean
Jerry Pannell
Leon Marlaire

77
Nick Vrotsos
Dave Putman
Harold Goldstein
Roy Forbus

88
Rebel Steiner
Jerry Pannell
Walt Evans
Bill Currier
Jerry Harper

99
Marvin Blemker
Bill Sexton
Dick Wise

RECORDS & HISTORY

ALL-TIME STARTERS

Alabama's all-time starting fives are compiled based on available stats from the years below, with those who started the majority of conference games listed as the starters for that respective season.

2018-19

Starters	Pos.	PPG
Kira Lewis Jr.	G	13.5
John Petty Jr.	G	10.2
Herbert Jones	G	6.4
Donta Hall	F	10.5
Tevin Mack	F	9.0

Top Two Reserves

Dazon Ingram	G	7.1
Riley Norris	G/F	6.3

2017-18

Starters	Pos.	PPG
Collin Sexton	G	19.2
Dazon Ingram	G	9.7
John Petty	G	10.2
Donta Hall	F	10.6
Daniel Giddens	F	4.2

Top Two Reserves

Herbert Jones	G	4.2
Braxton Key	F	7.0

2016-17

Starters	Pos.	PPG
Dazon Ingram	G	10.6
Riley Norris	G	9.0
Braxton Key	F	12.0
Donta Hall	F	6.0
Bola Olaniyan	F	3.1

Top Two Reserves

Avery Johnson Jr.	G	6.9
Jimmie Taylor	F	5.1

2015-16

Starters	Pos.	PPG
Retin Obasohan	G	17.6
Arthur Edwards	G	9.5
Riley Norris	F	7.5
Michael Kessens	F	3.7
Jimmie Taylor	F	5.2

Top Two Reserves

Justin Coleman	G	7.8
Shannon Hale	F	10.8

2014-15

Starters	Pos.	PPG
Levi Randolph	G	15.4
Ricky Tarrant	G	13.1
Rodney Cooper	G	11.1
Shannon Hale	F	8.2
Jimmie Taylor	F	5.5

Top Two Reserves

Retin Obasohan	G	6.2
Michael Kessens	F	5.9

2013-14

Starters	Pos.	PPG
Trevor Releford	G	18.5
Levi Randolph	G	9.6
Retin Obasohan	G	9.5
Shannon Hale	F	8.8
Rodney Cooper	G	7.5

Top Two Reserves

Nick Jacobs	F	8.4
Jimmie Taylor	F	3.0

2012-13

Starters	Pos.	PPG
Trevor Releford	G	14.9
Trevor Lacey	G	11.3
Rodney Cooper	G	10.2
Levi Randolph	G	8.1
Moussa Gueye	C	1.4

Top Two Reserves

Nick Jacobs	F	7.6
Retin Obasohan	G	3.9

2011-12

Starters	Pos.	PPG
Trevor Releford	G	12.0
Trevor Lacey	G	7.3
Andrew Steele	G	6.6
Levi Randolph	G	6.5
JaMychal Green	F	14.0

Top Two Reserves

Tony Mitchell	F	13.1
Nick Jacobs	F	6.1

2010-11

Starters	Pos.	PPG
Trevor Releford	G	11.0
Charvez Davis	G	8.5
JaMychal Green	F	15.5
Tony Mitchell	F	15.2
Chris Hines	F	5.5

Top Two Reserves

Senario Hillman	G	6.4
Andrew Steele	G	4.0

2009-10

Starters	Pos.	PPG
Mikhail Torrance	G	15.6
Senario Hillman	G	7.9
Anthony Brock	G	5.9
JaMychal Green	F	14.1
Justin Knox	F	6.3

Top Two Reserves

Chris Hines	F	9.2
Tony Mitchell	F	3.7

2008-09

Starters	Pos.	PPG
Alonzo Gee	G	15.0
Senario Hillman	G	12.9
Mikhail Torrance	G	10.0
JaMychal Green	F	10.3
Justin Knox	F	5.7

Top Two Reserves

Yamene Coleman	F	3.7
Andrew Steele	G	3.3

2007-08

Starters	Pos.	PPG
Mykal Riley	G	14.9
Alonzo Gee	G	14.5
Rico Pickett	G	5.9
Richard Hendrix	F	17.8
Demetrius Jemison	F	5.6

Top Two Reserves

Brandon Hollinger	G	6.3
Senario Hillman	G	4.3

2006-07

Starters	Pos.	PPG
Alonzo Gee	G	12.6
Mykal Riley	G	12.6
Ronald Steele	G	8.6
Richard Hendrix	F	14.6

Jermareo Davidson	F	14.0
-------------------	---	------

Top Two Reserves

Brandon Hollinger	G	4.9
Demetrius Jemison	F	2.9

2005-06

Starters	Pos.	PPG
Ronald Steele	G	14.3
Brandon Hollinger	G	2.3
Jermareo Davidson	F	14.3
Richard Hendrix	F	9.4
Evan Brock	F	3.8

Top Two Reserves

Alonzo Gee	F	8.6
Jean Felix	G	8.8

2004-05

Starters	Pos.	PPG
Earnest Shelton	G	16.4
Ronald Steele	G	7.6
Kennedy Winston	F	17.8
Chuck Davis	F	14.1
Jermareo Davidson	F	7.6

Top Two Reserves

Jean Felix	G	5.6
Evan Brock	F	2.5

2003-04

Starters	Pos.	PPG
Earnest Shelton	G	15.8
Antoine Pettway	G	9.1
Kennedy Winston	F	17.1
Chuck Davis	F	11.5
Jermareo Davidson	F	5.0

Top Two Reserves

Emmett Thomas	F	8.7
Evan Brock	F	3.1

2002-03

Starters	Pos.	PPG
Maurice "Mo" Williams	G	16.4
Terrance Meade	G	8.4
Erwin Dudley	F	14.8
Kennedy Winston	F	11.1
Kenny Walker	F	9.1

Top Two Reserves

Antoine Pettway	G	6.3
Emmett Thomas	G	6.0

2001-02

Starters	Pos.	PPG
Maurice "Mo" Williams	G	10.4
Terrance Meade	G	8.4
Erwin Dudley	F	15.2
Rod Grizzard	F	14.1
Kenny Walker	F	9.2

Top Two Reserves

Antoine Pettway	G	6.5
Earnest Shelton	G	6.1

2000-01

Starters	Pos.	PPG
Terrance Meade	G	10.8
Tarik London	G	2.6
Rod Grizzard	F	17.0
Erwin Dudley	F	14.4
Kenny Walker	F	6.7

Top Two Reserves

Gerald Wallace	F	9.8
Travis Stinnett	G	6.8

RECORDS & HISTORY

ALL-TIME STARTERS

1999-2000

Starters	Pos.	PPG
Schea Cotton	G	15.5
Terrance Meade	G	11.5
Doc Martin	G	6.7
Rod Grizzard	F	13.2
Erwin Dudley	F	10.3

Top Two Reserves

Kenny Walker	F	6.1
Tarik London	G	3.7

1998-99

Starters	Pos.	PPG
Brian Williams	G	17.3
Chris Rollins	G	10.7
Chauncey Jones	G	5.2
MC Mazique	F	9.4
Jeremy Hays	C	12.0

Top Two Reserves

Sam Haginas	F	4.5
Tarik London	G	2.3

1997-98

Starters	Pos.	PPG
Brian Williams	G	16.1
Damon Bacote	G	11.7
Chauncey Jones	G	9.9
Demetrius Alexander	F	12.5
Jeremy Hays	C	9.3

Top Two Reserves

Blake Thrasher	G	0.9
Tarik London	G	2.1

1996-97

Starters	Pos.	PPG
Eric Washington	G	16.1
Brian Williams	G	13.9
Antonio Reese	G	10.1
Demetrius Alexander	F	12.0
Thalamus McGhee	C	5.4

Top Two Reserves

Damon Bacote	G	4.7
Jeremy Hays	C	4.0

1995-96

Starters	Pos.	PPG
Eric Washington	G	18.6
Marvin Orange	G	7.9
Marco Whitfield	G	7.7
Anthony Brown	F	5.5
Roy Rogers	C	13.5

Top Two Reserves

Brian Williams	G	10.4
Thalamus McGhee	C	3.0

1994-95

Starters	Pos.	PPG
Artie Griffin	G	7.0
Marvin Orange	G	6.7
Antonio McDyeess	F	13.9
Jamal Faulkner	F	12.3
Jason Caffey	F	12.1

Top Two Reserves

Eric Washington	G	11.9
Roy Rogers	C	3.5

1993-94

Starters	Pos.	PPG
Marvin Orange	G	10.1
Artie Griffin	G	7.4
Shon Peck-Love	G	5.3
Jason Caffey	F	12.8

Antonio McDyeess	F	11.4
------------------	---	------

Top Two Reserves

Jamal Faulkner	F	13.5
Walter Pitts	G	5.9

1992-93

Starters	Pos.	PPG
James Robinson	G	20.6
Shon Peck-Love	G	6.6
Marvin Orange	G	4.3
Jason Caffey	F	14.5
Andre Perry	F	8.9

Top Two Reserves

Cedric Moore	F	6.6
Walter Pitts	G	4.8

1991-92

Starters	Pos.	PPG
James Robinson	G	19.4
Latrell Sprewell	G	17.8
Elliot Washington	G	1.8
Robert Horry	F	15.8
Cedric Moore	F	8.3

Top Two Reserves

Andre Perry	F	9.6
Dennis Miller	G	3.6

1990-91

Starters	Pos.	PPG
Gary Waites	G	10.4
Latrell Sprewell	G	8.9
Brian Lancaster	G	1.4
Melvin Cheatum	F	16.5
Robert Horry	F	11.9

Top Two Reserves

James Robinson	G	16.8
Marcus Webb	F	5.5

1989-90

Starters	Pos.	PPG
Gary Waites	G	4.7
James Sanders	G	8.1
Melvin Cheatum	F	15.7
Robert Horry	F	13.1
David Benoit	C	10.5

Top Two Reserves

Keith Askins	G	9.9
Marcus Webb	F	4.1

1988-89

Starters	Pos.	PPG
Alvin Lee	G	13.0
Gary Waites	G	7.0
Michael Ansley	F	20.3
David Benoit	F	10.8
Melvin Cheatum	F	6.7

Top Two Reserves

Keith Askins	F	7.8
Robert Horry	F	6.5

1987-88

Starters	Pos.	PPG
Craig Dudley	G	9.5
Gary Waites	G	2.7
Michael Ansley	F	18.1
Melvin Cheatum	F	9.5
Keith Askins	C	5.7

Top Two Reserves

Alvin Lee	G	15.4
William DeVaughn	C	2.8

1986-87

Starters	Pos.	PPG
Terry Coner	G	18.6
Mark Gottfried	G	10.3
Jim Farmer	F	16.5
Michael Ansley	F	11.0
Derrick McKey	C	18.6

Top Two Reserves

James Jackson	G	7.3
Keith Askins	F	2.9

1985-86

Starters	Pos.	PPG
Terry Coner	G	10.9
Mark Gottfried	G	6.9
Buck Johnson	F	20.7
Jim Farmer	F	12.8
Derrick McKey	C	13.6

Top Two Reserves

Michael Ansley	F	5.9
James Jackson	G	4.1

1984-85

Starters	Pos.	PPG
Terry Coner	G	11.8
Mark Gottfried	G	8.4
Jim Farmer	G	6.3
Buck Johnson	F	16.0
Bobby Lee Hurt	C	12.8

Top Two Reserves

Derrick McKey	F	5.1
Darrell Neal	F	4.7

1983-84

Starters	Pos.	PPG
Terry Williams	G	14.3
Eric Richardson	G	10.3
Buck Johnson	F	17.0
Darrell Neal	F	7.1
Bobby Lee Hurt	C	15.6

Top Two Reserves

Terry Coner	G	5.8
Craig Dudley	G	2.9

1982-83

Starters	Pos.	PPG
Ennis Whatley	G	15.2
Mike Davis	G	12.9
Buck Johnson	F	8.3
Cliff Windham	F	7.8
Bobby Lee Hurt	C	15.3

Top Two Reserves

Terry Williams	F	8.7
Eric Richardson	G	5.1

1981-82

Starters	Pos.	PPG
Ennis Whatley	G	12.1
Mike Davis	G	11.4
Eddie Phillips	F	15.5
Cliff Windham	F	7.0
Phillip Lockett	C	8.6

Top Two Reserves

Bobby Lee Hurt	C	10.2
Eric Richardson	G	6.9

1980-81

Starters	Pos.	PPG
Eddie Adams	G	12.1
Mike Davis	G	10.2
Ken Johnson	F	11.5
Eddie Phillips	F	17.0

ALL-TIME STARTERS

Phillip Lockett	C	8.8
-----------------	---	-----

Top Two Reserves

Cliff Windham	F	4.4
Eric Richardson	G	3.8

1979-80

Starters	Pos.	PPG
Robert Scott	G	14.7
Mike Davis	G	5.4
Eddie Phillips	F	16.7
Ken Johnson	F	14.7
Phillip Lockett	C	6.6

Top Two Reserves

Eddie Adams	G	7.1
Cliff Windham	F	2.2

1978-79

Starters	Pos.	PPG
Robert Scott	G	10.2
Joe Hancock	G	6.0
Eddie Phillips	F	14.5
Ken Johnson	F	10.7
Reggie King	C	22.6

Top Two Reserves

Eddie Adams	G	7.9
Phillip Lockett	C	3.9

1977-78

Starters	Pos.	PPG
Robert Scott	G	9.5
Anthony Murray	G	8.6
Reggie King	F	21.2
Ken Johnson	F	11.9
Chris Bragwell	C	3.8

Top Two Reserves

Kent Looney	G	8.5
Robert Chapman	F	3.0

1976-77

Starters	Pos.	PPG
T.R. Dunn	G	13.1
Anthony Murray	G	7.3
Reggie King	F	18.1
Keith McCord	F	5.2
Rickey Brown	C	16.1

Top Two Reserves

Robert Scott	G	9.2
Kent Looney	G	6.0

1975-76

Starters	Pos.	PPG
Anthony Murray	G	11.9
T.R. Dunn	G	9.7
Rickey Brown	F	11.5
Reggie King	F	10.9
Leon Douglas	C	20.6

Top Two Reserves

Keith McCord	F	4.6
Greg McElveen	G	3.7

1974-75

Starters	Pos.	PPG
Charles Cleveland	G	15.6
Anthony Murray	G	6.5
T.R. Dunn	F	12.3
Charles Russell	F	15.3
Leon Douglas	C	20.7

Top Two Reserves

Rickey Brown	F	6.7
Johnny Dill	G	4.1

1973-74

Starters	Pos.	PPG
Ray Odums	G	12.6
T.R. Dunn	G	9.4
Charles Cleveland	F	17.1
Charles Russell	F	11.0
Leon Douglas	C	15.2

Top Two Reserves

Rickey Brown	F	7.3
Johnny Dill	G	4.5

1972-73

Starters	Pos.	PPG
Ray Odums	G	13.4
Charles Cleveland	G	14.9
Wendell Hudson	F	20.7
Glenn Garrett	F	7.8
Leon Douglas	C	12.7

Top Two Reserves

Paul Ellis	G	8.2
Johnny Dill	G/F	2.7

1971-72

Starters	Pos.	PPG
Ray Odums	G	14.6
Jimmy Hollon	G	7.7
Wendell Hudson	F	19.6
Glenn Garrett	F	8.8
Alan House	C	15.0

Top Two Reserves

Paul Ellis	G	8.6
Wendell Garner	F	5.5

1970-71

Starters	Pos.	PPG
Jimmy Hollon	G	15.0
Bobby Lynch	G	10.8
David Williams	F	7.5
Wendell Hudson	F	5.3/15.0
Alan House	C	17.9

Top Two Reserves

Ken Hogue	F	4.7
Paul Ellis	G	4.4

1969-70

Starters	Pos.	PPG
Jimmy Hollon	G	19.4
Bobby Lynch	G	10.9
Alan House	F	14.0
Ken Wilkie	F	7.0
Doug Gamble	C	9.0

Top Two Reserves

David Williams	F	9.2
Ken Hogue	F	5.3

1968-69

Starters	Pos.	PPG
Gary Elliot	G	18.4
Tommy Suits	G	10.1
Randy Hollingsworth	F	10.2
Rich Deepe	C	8.1

1967-68

Starters	Pos.	PPG
Mike Nordholz	G	20.0
Gary Elliot	G	16.3
Tom Jones	F	12.7
Randy Hollingsworth	F	11.5
Rich Deepe	C	9.6

Top Two Reserves

David White	G	2.5
Cliff Johnson	C	1.1

1966-67

Starters	Pos.	PPG
Mike Nordholz	G	21.0
Gary Elliot	G	13.2
Guy Turner	F	16.6
Tom Jones	F	9.1
Rich Deepe	C	7.9

Top Two Reserves

Burt Caldwell	F/C	4.3
Jerry Ludwig	G	3.6

1965-66

Starters	Pos.	PPG
Mike Norholdz	G	18.4
Ken Moses	G	8.3
Guy Turner	F	14.9
Tom Jones	F	7.5
Harry Hammonds	C	14.4

Top Two Reserves

Gene Schumacher	F	8.2
Jerry Ludwig	G	4.7

1964-65

Starters	Pos.	PPG
Bob Hickey	G	6.0
Charlie Perry	G	10.3
Harry Hammonds	F	12.9
Gene Schumacher	F	12.2
Bob Andrews	C	19.3

Top Two Reserves

Bambi Howland	F	4.8
Ken Moses	G	4.2

1963-64

Starters	Pos.	PPG
Ken Moses	G	8.0
Charlie Perry	G	13.3
J.W. Berry	F	14.3
Bambi Howland	F	4.8
Bob Andrews	C	13.9

Top Two Reserves

Bob Hickey	G	5.5
Gene Schumacher	F	4.7

1962-63

Starters	Pos.	PPG
Charlie Perry	G	11.8
Hinton Butler	G	12.4
Booth	F	11.7
J.W. Berry	F	6.6
Bob Andrews	C	15.7

Top Two Reserves

Reese Carr	F	5.4
Bill McCoy	C	1.7

1961-62

Starters	Pos.	PPG
No available record of starters		

1960-61

Starters	Pos.	PPG
Darrell Estes	G	
Ron McKinney	G	
Hinton Butler	G	
Henry Hoskins	F	
Larry Pennington	C	

Top Two Reserves

Howard Smith	C	
Gary Blagburn	F	

RECORDS & HISTORY

ALABAMA IN THE NBA

Alabama has a long and storied tradition of preparing players to compete at the highest level, with more than 20 former Crimson Tide student-athletes using their experience at the Capstone to build successful NBA careers. Alabama has seen its stars go on to win 10 NBA Championships, six All-Star selections, six All-Defensive Team honors, three All-Rookie honors and more than \$390 million in career earnings on the NBA hardwood. All told, Alabama players have gone on to suit up in more than 10,000 NBA games and scored more than 90,000 all-time points.

ALABAMA'S SEVEN-TIME NBA WORLD CHAMPION

Any discussion of Alabama's place in the NBA begins and ends with seven-time NBA world champion Robert Horry. Horry starred at Alabama from 1989-92 before the Houston Rockets selected him with the 11th pick of the 1992 draft. Two years later, he helped lead Houston to the first of back-to-back titles before moving on to Los Angeles, where he helped the Lakers win three consecutive titles in 2000, 2001 and 2002. Three seasons later he was with the San Antonio Spurs when they won titles in 2005 and 2007. Only six players in NBA history have won more titles than Horry and he is the first player since 1976 to win more than six titles. He also is one of only two players in NBA history to play for three different franchises that won NBA titles. Horry finished his career as the NBA all-time leader in playoff games, appearing in 244 games, seven more than Kareem Abdul-Jabbar. Along the way, he set the NBA Finals record for steals in a game with seven against the Orlando Magic in the 1995 Finals. His 261 three-pointers in playoff action rank as the second-most in NBA playoff history while his 40 in the Finals are the NBA record.



Robert Horry's NBA Titles: Houston Rockets (1994, 1995); Los Angeles Lakers (2000, 2001, 2002) and San Antonio Spurs (2005, 2007).



Mo Williams won his first career NBA title with the 2016 Cleveland Cavaliers.

NBA HONORS AND AWARDS

Alabama has developed a legacy of producing top-tier NBA talent, with four Tide players going on to play in a total of seven NBA All-Star Games. Latrell Sprewell leads the way, garnering All-Star selections in 1994, 1995, 1997 and 2001. His 1994 All-Star selection was the first by a former Crimson Tide player but not the last, as he was joined in 2001 by Antonio McDyess. In 2009, Mo Williams became another Alabama product to put on an All-Star jersey while in 2010 Gerald Wallace became the first Charlotte Bobcat to earn the honor.

COLLIN SEXTON 2019 All-Rookie Second Team	LATRELL SPREWELL 1993 All-Rookie Team 1994 First Team All-NBA 1994 All-Defensive Team 1994 NBA All-Star 1995 First Team All-NBA 1995 NBA All-Star 1997 NBA All-Star 2001 NBA All-Star
GERALD WALLACE 2010 NBA All-Star	
MO WILLIAMS 2009 NBA All-Star	
ANTONIO McDYESS 1996 All-Rookie Team 2000 – Olympic Gold Medalist 2001 NBA All-Star	

ALABAMA'S ALL-TIME NBA ROSTER

MICHAEL ANSLEY 1989-91 Orlando Magic, Philadelphia 76ers, Charlotte Hornets	JAMYCHAL GREEN 2014-present San Antonio Spurs, Memphis Grizzlies, LA Clippers	CARL SCHAEFFER 1949-50 Providence Steamrollers
KEITH ASKINS 1990-98 Miami Heat	RICHARD HENDRIX 2008 Golden State Warriors	COLLIN SEXTON 2018-present Cleveland Cavaliers
DAVID BENOIT 1991-2000 Utah Jazz, New Jersey Nets, Orlando Magic	ROBERT HORRY 1992-2007 Houston Rockets, Phoenix Suns, Los Angeles Lakers, San Antonio Spurs	LATRELL SPREWELL 1992-2004 Golden State Warriors, New York Knicks, Minnesota Timberwolves
JASON CAFFEY 1995-2002 Chicago Bulls, Golden State Warriors, Milwaukee Bucks	BUCK JOHNSON 1986-92 Houston Rockets, Washington Bullets	GERALD WALLACE 2001-16 Sacramento Kings, Charlotte Bobcats, Portland Trailblazers, New Jersey Nets, Brooklyn Nets, Boston Celtics
JERMAREO DAVIDSON 2007-09 Charlotte Bobcats, Golden State Warriors	REGGIE KING 1979-84 Kansas City Kings, Seattle SuperSonics	ERIC WASHINGTON 1997-98 Denver Nuggets, Boston Celtics
LEON DOUGLAS 1976-82 Detroit Pistons, Kansas City Kings	ANTONIO McDYESS 1995-2011 Phoenix Suns, Denver Nuggets, New York Knicks, Detroit Pistons, San Antonio Spurs	MARCUS WEBB 1992 Boston Celtics
T.R. DUNN 1977-90 Portland Trailblazers, Denver Nuggets, Phoenix Suns, Charlotte Hornets	DERRICK McKEY 1987-2001 Seattle SuperSonics, Indiana Pacers, Philadelphia 76ers	ENNIS WHATLEY 1983-96 Chicago Bulls, Cleveland Cavaliers, San Antonio Spurs, Washington Bullets, Atlanta Hawks, Los Angeles Clippers, Portland Trailblazers
ALONZO GEE 2009-2017 Washington Wizards, San Antonio Spurs, Cleveland Cavaliers, Houston Rockets, New Orleans Pelicans, Denver Nuggets	EDDIE PHILLIPS 1982 New Jersey Nets	MO WILLIAMS 2003-16 Milwaukee Bucks, Cleveland Cavaliers, Los Angeles Clippers, Utah Jazz, Portland Trailblazers, Minnesota Timberwolves, Cleveland Cavaliers
JIM FARMER 1987-93 Dallas Mavericks, Utah Jazz, Seattle SuperSonics, Minnesota Timberwolves, Philadelphia 76ers, Milwaukee Bucks, Denver Nuggets	JAMES ROBINSON 1993-2000 Portland Trailblazers, Los Angeles Clippers, Minnesota Timberwolves	
	ROY ROGERS 1996-99 Vancouver Grizzlies, Boston Celtics, Toronto Raptors, Houston Rockets, Cleveland Cavaliers, Denver Nuggets	

ALABAMA IN THE NBA DRAFT

- The Crimson Tide has been a fixture in the NBA draft since 1973 with an Alabama player being selected in 24 of the drafts. Alabama has produced 15 first-round draft picks, five of them coming in the 1980s when Alabama had a player drafted in all but two drafts during the decade.

- Alabama has seen two or more of its players selected in the same draft 10 times. In 1987, the Tide sent four players to the NBA:

- Derrick McKey – Seattle SuperSonics
- Terry Coner – Atlanta Hawks
- Jim Farmer – Dallas Mavericks
- Mark Gottfried – Detroit Pistons

ALABAMA NBA DRAFT SUMMARY

15
First Round Draft Picks

43
All-Time NBA Draft Picks

4
Top 10 Draft Picks

- Antonio McDyess (No. 2 in 1995)
- Leon Douglas (No. 4 in 1976)
- Collin Sexton (No. 8 in 2018)
- Derrick McKey (No. 9 in 1987)



Collin Sexton was the No. 8 overall pick in the 2018 NBA Draft.

ALABAMA'S ALL-TIME NBA DRAFT PICKS

2018		
Collin Sexton	Cleveland Cavaliers	1st Round (8th overall)
2008		
Richard Hendrix	Golden State	2nd Round
2007		
Jermareo Davidson	Golden State	2nd Round
2003		
Mo Williams	Utah	2nd Round
2002		
Rod Grizzard	Washington	2nd Round
2001		
Gerald Wallace	Sacramento	1st Round (24th overall)
1997		
Eric Washington	Orlando	2nd Round
1996		
Roy Rogers	Vancouver	1st Round (22nd overall)
1995		
Antonio McDyess	L.A. Clippers	1st Round (2nd overall)
Jason Caffey	Chicago	1st Round (20th overall)
1993		
James Robinson	Portland	1st Round (21st overall)
1992		
Robert Horry	Houston	1st Round (11th overall)
Latrell Sprewell	Golden State	1st Round (24th overall)
1989		
Michael Ansley	Orlando	2nd Round
1987		
Derrick McKey	Seattle	1st Round (9th overall)
Jim Farmer	Dallas	1st Round (20th overall)
Terry Coner	Atlanta	2nd Round
Mark Gottfried	Detroit	7th round
1986		
Buck Johnson	Houston	1st Round (20th overall)
1985		
Bobby Lee Hurt	Golden State	2nd Round
1984		
Eric Richardson	San Antonio	5th Round
Terry Williams	Seattle	3rd Round

1983		
Ennis Whatley	Kansas City	1st Round (13th overall)
Mike Davis	Milwaukee	2nd Round
1982		
Eddie Phillips	New Jersey	1st Round (21st overall)
Phillip Locket	Portland	3rd Round
1980		
Robert Scott	Golden State	4th Round
1979		
Reggie King	Kansas City	1st Round (18th overall)
1978		
Anthony Murray	Philadelphia	7th Round
1977		
T.R. Dunn	Portland	2nd Round
Rickey Brown	Portland	3rd Round
1976		
Leon Douglas	Detroit	1st Round (4th Overall)
1975		
Charles Cleveland	Philadelphia	3rd Round
Charles Russell	L.A. Lakers	5th Round
1973		
Wendell Hudson	Chicago	2nd Round
1965		
Bob Andrews	L.A. Lakers	11th Round
1958		
Jim Fulmer	Cincinnati	5th Round
1956		
George Linn	Boston	
Jerry Harper	New York	
1952		
Paul Sullivan	New York	
Bryant Ivey	Rochester	
1949		
Carl Schaeffer	Providence	



JaMYCHAL GREEN

JaMychal Green has seen his most extensive playing time in the NBA over the last four seasons (2015-19), where he has played 275 of his 299 total games of his career and has made 150 starts over that span. Prior to getting traded to his current team, the L.A. Clippers, during the 2018-19 season, Green had seen his most extensive NBA action by playing in 156 games and making 131 starts from the beginning of the 2016 season through 24 games of 2019 prior to the trade. During the 2016-17 campaign, Green had his most productive season as he played in 77 games, while starting 75. He averaged 8.9 points and 7.1 rebounds per game that season, earning Green a multi-year extension which he signed on August, 2017. Injuries limited him to just 55 games played in 2017-18, starting 54 times, but managed to average a near double-double with 10.3 points and 8.4 rebounds per game in 2017-18. Green, who was named an NBDL Futures All-Star while playing for the Austin Toros early in the 2014-15 season, signed his first 10-day NBA contract with the San Antonio Spurs on Jan. 18, 2015. After that expired, Green returned to the Toros and was then signed by the Grizzlies to a pair of 10-day contracts in February, 2015. Following the expiration of his second 10-day deal, Memphis inked Green to a multi-year deal. Green played in a total of 29 contests during his rookie year in the league, which included five games played in the NBA Playoffs against eventual NBA champions Golden State. Green played the 2013-14 season for Roanne in the French Pro A League. While there, the Montgomery, Ala., native averaged 11.8 points and 6.6 rebounds a game, while shooting 53 percent from the field.



COLLIN SEXTON

Collin Sexton was selected by the Cleveland Cavaliers as the eighth overall pick at the 2018 National Basketball Association Draft. Sexton became the 15th Alabama player to be chosen in the first round and the fourth top-10 selection in program history, joining Antonio McDyess (No. 2 overall in 1995), Derrick McKey (No. 9 overall in 1987) and Leon Douglas (No. 4 overall in 1976). With his selection, the former freshman phenom became the first Crimson Tide men's basketball player selected in the NBA Draft since Richard Hendrix was chosen in the second round in 2008 and the first Alabama player since Gerald Wallace in 2001 (No. 25 overall) to be selected in the first round. During his first season of NBA action, Sexton earned a spot on the 2019 NBA All-Rookie Second Team after playing in all 82 games while starting 72. He averaged 16.7 points, 3.0 assists and 2.9 steals per contest while shooting 43.0 percent from the floor and 40.2 percent from beyond the arc. He got better as the season progressed, as he averaged an impressive 20.8 points and 3.2 assists per game following the all-star break



ALABAMA FORMER NBA PLAYER CAPSULES

**MICHAEL ANSLEY**

Michael Ansley began his career with the Orlando Magic, playing with the team for two years. In his rookie season, Ansley ranked third among 1989 draft picks in scoring (8.7 points per game) and fifth among rookies in rebounding (5.1 rebounds per game). After two years with the Magic, Ansley continued his playing career with the Birmingham Bandits (CBA) for one season in 1992, when he averaged 34.9 points per game and 11.1 rebounds per game. Following his season with the Bandits, Ansley spent time with the NBA's Philadelphia 76ers, Milwaukee Bucks and Charlotte Hornets.

**DAVID BENOIT**

David Benoit played eight seasons in the NBA, six of them with the Utah Jazz. Benoit signed with the Jazz in 1991 and played six years with the club, averaging 7.4 points. Benoit played the 1997-98 seasons with New Jersey and Orlando before moving overseas to play for Maccabi Tel Aviv in Israel for two seasons, then returning to the Jazz in 2000-01. He began his professional career in Spain, where he was the league's rookie of the year in 1991 before moving on to the NBA, where he ultimately appeared in 57 playoff games.

**KEITH ASKINS**

Keith Askins spent nine seasons in the NBA, all with the Miami Heat. After his retirement in 2000, Askins continued his tenure with the Heat when he signed on to become an assistant coach and scout. During this time, the Heat won the 2006 NBA Championship. As a player, Askins received the Heat's team Leadership Award for the 1994-1995 and 1995-1996 seasons. He still ranks among Miami's all-time leaders in games played, three-point field goals and rebounds. Askins served as a captain for the Heat four straight seasons from 1995-99.

**JASON CAFFEY**

Jason Caffey's NBA career was highlighted by his two NBA championships with the Chicago Bulls in 1996 and 1997. Caffey was drafted by the Bulls in 1995 and averaged 9.6 minutes per game his rookie season before starting 19 games in his second season. During his run with the dominant Bulls, Caffey played in 35 NBA playoff games. He later played for the Golden State Warriors and Milwaukee Bucks, eventually retiring in December 2003. Caffey had his best professional season for Golden State during 1999-2000 when he averaged 12.0 points and 6.8 rebounds per game.

ALABAMA FORMER NBA PLAYER CAPSULES



JERMAREO DAVIDSON

Jermareo Davidson saw limited action in the NBA, playing 38 games with Charlotte in 2007-08 and 14 with Golden State before being sidelined with an injury in 2008-09. Prior to suffering the season-ending injury, he posted one of his best professional games with 11 points and 10 rebounds against Detroit. Between stops with Charlotte and Golden State, Davidson spent time with the Idaho Stampede and Sioux Falls Skyforce of the NBA D-League.



T.R. DUNN

T.R. Dunn played 14 seasons in the NBA, spending time with the Portland Trailblazers, Denver Nuggets and Phoenix Suns. He was named to the NBA All-Defensive team three times (1983, 84, 85) and ranks second all-time in the Nuggets career steals ranks with 1,070. Dunn played in 993 career games and missed only six games from 1979-1988. Following his retirement, he has been successful in the coaching ranks, serving as an assistant with Denver, Charlotte, the Charlotte Sting of the WNBA, Sacramento and most recently was an assistant with the Houston Rockets. Dunn's defensive legacy as an NBA player included being regarded as one of the toughest defenders ever to guard Michael Jordan.



LEON DOUGLAS

Leon Douglas was Alabama's first NBA first-round draft pick in 1976, when he was chosen by the Detroit Pistons fourth overall. Douglas played four seasons in Detroit, averaging double figures twice before signing and playing three seasons for the Kansas City Kings. Over his seven years in the NBA, Douglas averaged 9.6 points and 7.9 rebounds. After his NBA career, he played professionally in Europe.



JIM FARMER

Jim Farmer was drafted in the first round of the 1987 draft by the Dallas Mavericks. He spent five seasons in the NBA, playing with the Mavericks, Utah Jazz, Seattle SuperSonics, Philadelphia 76ers, Milwaukee Bucks and Denver Nuggets. He continued his playing career in the CBA in 1992 with the Birmingham Bandits, as one of that league's top players before returning to the NBA for a season split between Milwaukee and Denver. Farmer played in 136 career games and averaged 5.3 points per game.

ALABAMA FORMER NBA PLAYER CAPSULES

**ALONZO GEE**

Alonzo Gee spent parts of the 2016-17 season with the Denver Nuggets and New Orleans Pelicans. In addition to stints with the San Antonio Spurs (2010-11), Washington Wizards (2010-11) and Cleveland Cavaliers (2010-11, 2011-14), the Nugget is Gee's sixth NBA team. Gee went undrafted out of college and signed his first NBA contract with Washington on March 7, 2010. After stints with the Wizards and Spurs, Gee signed with Cleveland where he spent four seasons. Gee steadily improved throughout the time with the Cavaliers (2010-14). In 2010-11, Gee started 29 of the 40 games and averaged 24.3 minutes and 7.4 points. He bettered his numbers in 2011-12 by averaging 10.6 points and 5.1 rebounds per game, his highest averages since entering the league, in 29.0 minutes of action, with starts in 31 of 63 games. Gee had his best pro season in 2012-13, as he started all 82 contests while averaging 10.3 points, 3.9 rebounds and a career-best 31.0 minutes.

**RICHARD HENDRIX**

Richard Hendrix was selected in the second round of the 2008 NBA Draft by the Golden State Warriors. Hendrix was unable to secure a roster spot with the Warriors but became one of the top players in the NBA D-League with the Dakota Wizards, finishing second in the league in rebounding and earning league all-star honors. Following his season in the D-League and time spent on the Warriors summer league roster, Hendrix played in Spain's top professional league and earned rookie of the year honors in the league for 2010.

**BUCK JOHNSON**

Buck Johnson played 16 years of professional basketball, splitting time between the NBA and Europe. During his seven-year NBA career, he spent six years with the Houston Rockets and one with the Washington Bullets. In five of his seasons in Houston, Johnson helped lead the Rockets to the playoffs. Over the course of his NBA career, he scored 4,617 points, averaging 9.2 per game. During his time in Europe, Johnson was a perennial all-star.

**ROBERT HORRY**

Robert Horry's career is highlighted by seven NBA championships that he won with three different teams during his 16 years in the league. Horry became the second player in NBA history to win a championship with three different teams, including three with the Lakers (2000, 01, 02), two with the Rockets (1994, 95) and two with the Spurs (2005, 07). He participated in an NBA-record 244 career playoff games and set the record for most 3-point field goals in Finals history (40). Horry, drafted by the Houston Rockets, was the first Rockets rookie since Hakeem Olajuwon to average double figures in points.

**REGGIE KING**

Reggie King was drafted in the first round by the NBA's Kansas City Kings and played there for four years before wrapping up his career with two seasons in Seattle. For his career, King averaged 8.9 points per game and 6.2 rebounds in 438 total games. His second season in the league was his best, averaging 14.9 points and 9.7 rebounds in 81 total games. In 15 playoff games that year, King averaged 21.3 points and 9.9 rebounds per game.

ALABAMA FORMER NBA PLAYER CAPSULES



ANTONIO MCDYESS

Antonio McDyess started his career with the Denver Nuggets after being traded by the Clippers on draft day. In his rookie season, McDyess earned a spot on the 1996 NBA All-Rookie First Team averaging 13.4 points and 7.5 rebounds per game. In 1999, he was named to the All-NBA Third-Team for that season. He earned a spot on the 2001 NBA All-Star Team and was a part of the gold-medal-winning U.S. Men's National Team at the 2000 Olympics in Sydney, Australia. After a five-year tenure with the Detroit Pistons, McDyess signed a free-agent contract with San Antonio in 2009. He played in his 1,000th career game on March 9, 2011, getting the start against his former team, the Detroit Pistons. McDyess was waived by the Spurs on Dec. 19, 2011, ending his 17-year career in the league.



DERRICK MCKEY

Derrick McKey was drafted in the 1987 first round by the Seattle SuperSonics and in that initial season he was named to the NBA All-Rookie Team. He averaged double figures in scoring eight straight seasons, from 1988-89 to 1995-96. McKey was named to the NBA All-Defensive second-team in 1995 and 1996. He appeared in 142 career NBA playoff games and reached the NBA Finals in 2000 with the Indiana Pacers. By the end of his career, McKey had accumulated 10,266 total points across 15 seasons.



EDDIE PHILLIPS

Eddie Phillips was drafted in the 1982 first round by the New Jersey Nets. He played 48 games in one season with the Nets, averaging 3.2 points and 1.6 rebounds to help the Larry Brown-coached Nets make a playoff appearance.



JAMES ROBINSON

James Robinson was picked 21st overall in the 1993 draft by the Portland Trailblazers. Throughout his seven seasons in the NBA, Robinson spent time with Portland, the Minnesota Timberwolves, Los Angeles Clippers and Orlando Magic. In the 1996-97 season, he led the Timberwolves in three-point percentage (.382) and tied for the team-lead in three-pointers made (102). Robinson once scored 23 points in only 10 minutes in a game against the Cleveland Cavaliers (Dec. 30, 1996).



ROY ROGERS

Roy Rogers' career was limited by a knee injury, but he still managed to see action with seven different NBA teams. In his 1996-97 rookie season with the Vancouver Grizzlies, Rogers led the team in blocked shots with 163. He ended his career in 2000, after spending time with Vancouver, the Boston Celtics, Toronto Raptors, Houston Rockets, Cleveland Cavaliers and Denver Nuggets. He also played four professional seasons in Europe from 2000-04, for teams in Russia, Italy, Greece and Poland.

ALABAMA FORMER NBA PLAYER CAPSULES

**LATRELL SPREWELL**

Latrell Sprewell remains Alabama's most accomplished NBA player, with 16,712 career points. In his rookie season, Sprewell was the first Warrior to total 1,000 points, 250 rebounds, 250 assists, 100 steals and 50 blocks in a season. During his time with the Warriors, he led the team in scoring four straight seasons including a career-high 24.2 points per game average during the 1996-97 season. At 23, Sprewell became the youngest player since Isaiah Thomas (1984) selected to the All-NBA first team. He also made the team in 1994. Sprewell was voted to four NBA All-Star teams (1994, 1995, 1997, 2001).

**ERIC WASHINGTON**

Eric Washington ranked fourth among NBA rookies in 1997-98 with 44 three-point shots made and fifth in three-point percentage (.321). In his first career NBA start, Washington scored what ended up being his career-high 22 points and had three rebounds against Seattle on Dec. 18, 1997. Washington spent time with the Orlando Magic, Denver Nuggets and Boston Celtics, finishing his career with a 6.9 points per game average.

**GERALD WALLACE**

Gerald Wallace was drafted at age 19 by the Sacramento Kings, making him the youngest player in the franchise's 62-year history. In 2002, his rookie year, Wallace placed second in the NBA Dunk Contest. He spent three seasons with the Kings before being selected by the Charlotte Bobcats in the 2004 Expansion Draft. As a member of the Bobcats, Wallace became the franchise's first NBA All-Star in 2010. Wallace was traded the next year to Portland, where he finished out the season averaging 15.8 points and 7.6 rebounds per game. Wallace played a total of 832 games for six teams (Sacramento, Charlotte, Boston, New Jersey, Brooklyn and Portland). He finished with career averages of 11.9 points, 5.8 rebounds and 2.1 assists, in 29.7 minutes per game.

**ENNIS WHATLEY**

Ennis Whatley originally was drafted in the first round by the Kansas City Kings but was traded that same day to the Chicago Bulls. He made his NBA debut with the Bulls in 1984. By the end of his career, Whatley had played for six teams. Of these six teams, one was the 1991-92 Western Conference champion Portland Trailblazers, who went on to lose the NBA Finals in six games versus Whatley's original team, the Chicago Bulls.

**MO WILLIAMS**

Mo Williams played with seven different teams during his 15-year NBA career (2003-16), highlighted by winning the 2016 NBA Championship with the Cleveland Cavaliers – the first title in franchise history. Williams was drafted in the second round by the Utah Jazz and played a total of 818 games, making 525 starts during his career. He played with the Utah Jazz (2003-04 and 2012-13), Milwaukee Bucks (2004-08), Cleveland Cavaliers (2008-11 and 2015-16), LA Clippers (2010-12), Portland Trailblazers (2013-14), Minnesota Timberwolves (2014-15) and Charlotte Hornets (2014-15) during his career. He would go on to score 10,759 points (13.2 ppg), dish out 3,990 assists (4.9 apg) and play a total of 23,872 minutes (29.2 mpg) during his illustrious career. During the 2008-09 season, Williams ranked third in the NBA in 3-point field goals made and fifth in free-throw percentage for the season while ranking second on the team in points per game and assists per game. He would go on to average double figures in 10 of the 15 seasons he played, before closing his career with the NBA title in 2016.

RECORDS & HISTORY

ALABAMA AND USA BASKETBALL



In addition to producing top-level NBA talent, Alabama also has a strong history of preparing players for international competition. Former Crimson Tide standouts not only have played professionally overseas, but they also have represented the United States in international tournaments.

Crimson Tide players have participated with various national teams at Pan-American Games and the Olympics. Alabama coaching legend C.M. Newton served as president of USA Basketball from 1992-96 and was instrumental in the creation the "Dream Team" for the 1992 Summer Olympics.



JaMYCHAL GREEN
2011 World University Games
2008 U18 National Team



KENNEDY WINSTON
2002 National Team Trials



ANTONIO McDYESS
2000 Olympic Team - Gold Medalist



C.M. NEWTON
1992-96 President - USA Basketball



KIRA LEWIS JR.
2019 FIBA U-19 World Cup – Gold Medalist



DERRICK McKEY
1986 National Team



LEON DOUGLAS
1975 Pan-American Games

POST SEASON RECORDS

INSIDE

NCAA Results	162
NCAA Records	163
NCAA Box Scores	164-170
NIT Results	171
NIT Records	172



POSTSEASON HISTORY

NCAA APPEARANCES

1975	1992
1976	1994
1982	1995
1983	2002
1984	2003
1985	2004
1986	2005
1989	2006
1990	2012
1991	2018

SWEET 16

1976	1990
1982	1991
1985	2004
1986	

ELITE EIGHT

2004

NCAA TOURNAMENT RESULTS

2018 • NO. 9 SEED

Date	Round	Opponent	Seed	Location	W/L	UA	Opp.
March 15	Round of 64	Virginia Tech	8	Pittsburgh, Pa.	W	86	83
March 17	Round of 32	Villanova*	1	Pittsburgh, Pa.	L	58	81

2012 • NO. 9 SEED

March 16	Round of 64	Creighton	8	Greensboro, N.C.	L	57	58
----------	-------------	-----------	---	------------------	---	----	----

2006 • NO. 10 SEED

March 16	Round of 64	Marquette	7	San Diego, Calif.	W	90	85
March 18	Round of 32	UCLA	2	San Diego, Calif.	L	59	62

2005 • NO. 5 SEED

March 17	Round of 64	UW-Milwaukee	12	Cleveland, Ohio	L	73	83
----------	-------------	--------------	----	-----------------	---	----	----

2004 • NO. 8 SEED

March 18	Round of 64	Southern Illinois	9	Seattle, Wash.	W	65	64
March 20	Round of 32	Stanford	1	Seattle, Wash.	W	70	67
March 25	Sweet 16	Syracuse	5	Phoenix, Ariz.	W	80	71
March 27	Elite 8	Connecticut*	2	Phoenix, Ariz.	L	71	87

2003 • NO. 10 SEED

March 21	Round of 64	Indiana	7	Boston, Mass.	L	62	67
----------	-------------	---------	---	---------------	---	----	----

2002 • NO. 2 SEED

March 14	Round of 64	Florida Atlantic	15	Greenville, S.C.	W	86	78
March 16	Round of 32	Kent State	10	Greenville, S.C.	L	58	71

1995 • NO. 5 SEED

March 16	Round of 64	Penn	12	Baltimore, Md.	W OT	91	85
March 18	Round of 32	Oklahoma State	4	Baltimore, Md.	L	52	66

1994 • NO. 9 SEED

March 17	Round of 64	Providence	8	Lexington, Ky.	W	76	70
March 19	Round of 32	Purdue	1	Lexington, Ky.	L	73	83

1992 • NO. 5 SEED

March 19	Round of 64	Stanford	12	Cincinnati, Ohio	W	80	75
March 21	Round of 32	North Carolina	4	Cincinnati, Ohio	L	55	64

1991 • NO. 4 SEED

March 15	Round of 64	Murray State	13	Atlanta, Ga.	W	89	79
March 17	Round of 32	Wake Forest	5	Atlanta, Ga.	W	96	88
March 21	Sweet 16	Arkansas	1	Charlotte, N.C.	L	70	93

1990 • NO. 7 SEED

March 16	Round of 64	Colorado State	10	Long Beach, Calif.	W	71	54
March 18	Round of 32	Arizona	2	Long Beach, Calif.	W	77	55
March 23	Sweet 16	Loyola Marymount	11	Oakland, Calif.	L	60	62

1989 • NO. 6 SEED

March 17	Round of 64	South Alabama	11	Atlanta, Ga.	L	84	86
----------	-------------	---------------	----	--------------	---	----	----

1986 • NO. 5 SEED

March 14	Round of 64	Xavier	12	Charlotte, N.C.	W	97	80
March 16	Round of 32	Illinois	4	Charlotte, N.C.	W	58	56
March 20	Sweet 16	Kentucky	1	Atlanta, Ga.	L	63	68

1985 • NO. 7 SEED

March 15	Round of 64	Arizona	10	Albuquerque, N.M.	W	50	41
March 17	Round of 32	VCU	2	Albuquerque, N.M.	W	63	59
March 22	Sweet 16	N.C. State	3	Denver, Colo.	L	55	61

1984 • NO. 9 SEED

March 16	Round of 64	Illinois State	8	Lincoln, Neb.	L	48	49
----------	-------------	----------------	---	---------------	---	----	----

1983 • NO. 6 SEED

March 17	Round of 64	Lamar	11	Houston, Texas	L	50	73
----------	-------------	-------	----	----------------	---	----	----

1982 • NO. 4 SEED

March 14	Round of 32	St. John's	5	Uniondale, N.Y.	W	69	68
March 19	Sweet 16	North Carolina *	1	Raleigh, N.C.	L	69	74

1976

March 13	Round of 32	North Carolina		Dayton, Ohio	W	79	64
March 18	Sweet 16	Indiana *		Baton Rouge, La.	L	69	74

1975

March 15	Round of 32	Arizona State		Tempe, Ariz.	L	94	97
----------	-------------	---------------	--	--------------	---	----	----

* Eventual National Champion

ALABAMA NCAA TOURNAMENT TEAM RECORDS

POINTS

101	vs. New Orleans	March 14, 1987
97	vs. Xavier	March 14, 1986
96	vs. Wake Forest	March 17, 1991

POINTS ALLOWED

103	by Providence	March 19, 1987
97	by Arizona State	March 15, 1975
88	by Wake Forest	March 17, 1991

COMBINED POINTS

191	Arizona State 97, Alabama 94	March 15, 1975
185	Providence 103, Alabama 82	March 15, 1987
184	Alabama 96, Wake Forest 88	March 17, 1991

FEWEST POINTS

48	vs. Illinois State	March 16, 1984
50	vs. Arizona	March 15, 1985
50	vs. Lamar	March 17, 1983

FEWEST POINTS ALLOWED

41	by Arizona	March 15, 1985
49	by Illinois State	March 16, 1984
54	by Colorado State	March 16, 1990

FIELD GOAL ATTEMPTS

83	vs. Arizona State	March 15, 1975
75	vs. Penn	March 16, 1995
72	vs. Wake Forest	March 17, 1991

FIELD GOALS MADE

43	vs. Xavier	March 14, 1986
40	vs. New Orleans	March 14, 1987
40	vs. Arizona State	March 15, 1975

FIELD GOAL PERCENTAGE

.727	vs. New Orleans	March 14, 1987
.672	vs. Xavier	March 14, 1986
.622	vs. Colorado State	March 16, 1990

THREE-POINT ATTEMPTS

28	vs. North Carolina	March 21, 1992
23	vs. Marquette	March 16, 2006
23	vs. Providence	March 19, 1987
23	vs. UW-Milwaukee	March 17, 2005

THREE-POINTERS MADE

12	vs. Marquette	March 16, 2006
9	vs. Stanford	March 19, 1992
9	vs. Wake Forest	March 17, 1991
9	vs. North Carolina A&T	March 12, 1987
9	vs. Syracuse	March 25, 2004
9	vs. Wisconsin-Milwaukee	March 17, 2005

THREE-POINT PERCENTAGE

.818	vs. North Carolina A&T (9-of-11)	March 12, 1987
.727	vs. Colorado State (8-of-11)	March 16, 1990
.636	vs. New Orleans (7-of-11)	March 14, 1987

FREE THROWS ATTEMPTED

44	vs. Stanford	March 20, 2004
37	vs. St. John's	March 14, 1982
31	vs. Marquette	March 16, 2006

FREE THROWS MADE

27	vs. Florida Atlantic	March 14, 2002
22	vs. Marquette	March 16, 2006
21	vs. Providence	March 19, 1987

FREE THROW PERCENTAGE (MIN. 20 ATTS)

.900	vs. Florida Atlantic (27-of-30)	March 14, 2002
.875	vs. Providence (21-of-24)	March 19, 1987
.826	vs. Syracuse (19-of-23)	March 25, 2004

REBOUNDS

53	vs. Arizona State	March 15, 1975
49	vs. North Carolina	March 13, 1976
40	vs. Arizona	March 18, 1990
40	vs. Loyola-Marymount	March 23, 1990

ASSISTS

24	vs. Wake Forest	March 17, 1991
23	vs. Murray State	March 15, 1991
23	vs. Arizona	March 18, 1990

BLOCKS

8	vs. Stanford	March 20, 2004
8	vs. Arizona State	March 15, 1997
7	vs. Penn	March 16, 1995
7	vs. Purdue	March 19, 1994
7	vs. VCU	March 17, 1985

STEALS

13	vs. Loyola Marymount	March 23, 1990
11	vs. Syracuse	March 25, 2004
10	vs. North Carolina A&T	March 12, 1987

PERSONAL FOULS

32	vs. Lamar	March 17, 1983
27	vs. North Carolina	March 19, 1982
26	vs. Providence	March 19, 1987

COMBINED PERSONAL FOULS

56	vs. Arizona State	March 15, 1975
50	vs. Providence	March 19, 1987
50	vs. St. John's	March 14, 1982

MARGIN OF VICTORY

25	Alabama 101, New Orleans 76	March 14, 1987
22	Alabama 77, Arizona 55	March 18, 1990
17	Alabama 71, Colorado State 54	March 16, 1990
17	Alabama 88, N.C. A&T 71	March 12, 1987

MARGIN OF DEFEAT

23	Villanova 81, Alabama 58	March 17, 2018
23	Lamar 73, Alabama 50	March 17, 1983
23	Arkansas 93, Alabama 70	March 21, 1991
21	Providence 103, Alabama 82	March 19, 1987

ALABAMA NCAA TOURNAMENT INDIVIDUAL RECORDS

POINTS

39	Antonio McDyess vs. Penn	March 16, 1995
35	Leon Douglas vs. North Carolina	March 13, 1976
33	Mo Williams vs. Florida Atlantic	March 14, 2002

FIELD GOAL ATTEMPTS

25	Michael Ansley vs. South Alabama	March 17, 1989
24	Antonio McDyess vs. Penn	March 16, 1995
23	Leon Douglas vs. North Carolina	March 13, 1976
23	James Robinson vs. North Carolina	March 21, 1992

FIELD GOALS MADE

16	Antonio McDyess vs. Penn	March 16, 1995
16	Leon Douglas vs. North Carolina	March 13, 1976
12	Jim Farmer vs. N.C. A&T	March 12, 1987
12	Leon Douglas vs. Arizona State	March 15, 1975
12	Michael Ansley vs. South Alabama	March 17, 1989

FIELD GOAL PERCENTAGE (MIN 10 ATTS)

.833	Derrick McKey vs. UNO (10-of-12)	March 14, 1987
.800	Terry Coner vs. UNO (8-of-10)	March 14, 1987
.800	Bobby Lee Hurt vs. VCU (8-of-10)	March 17, 1985

THREE-POINT ATTEMPTS

13	James Robinson vs. North Carolina	March 21, 1992
11	Jean Felix vs. Marquette	March 16, 2006
10	Latrell Sprewell vs. Stanford	March 19, 1992

THREE-POINTERS MADE

8	Jean Felix vs. Marquette	March 16, 2006
6	John Petty vs. Virginia Tech	March 15, 2018
6	Robert Horry vs. Colorado State	March 16, 1990
5	Marvin Orange vs. Providence	March 17, 1994
5	Latrell Sprewell vs. Stanford	March 19, 1992
5	Gary Waites vs. Wake Forest	March 17, 1991

THREE-POINT PERCENTAGE

1.000	Mo Williams vs. FAU (3-of-3)	March 14, 2002
.833	Gary Waites vs. Wake Forest (5-of-6)	March 17, 1991
.800	Jim Farmer vs. N.C. A&T (4-of-5)	March 12, 1987
.800	Ronald Steele vs. UW-Milwaukee (4-of-5)	March 17, 2005

FREE THROW ATTEMPTS

15	Kennedy Winston vs. Stanford	March 20, 2004
14	Collin Sexton vs. Virginia Tech	March 15, 2018
14	Earnest Shelton vs. Stanford	March 20, 2004
14	Leon Douglas vs. Arizona State	March 15, 1975
13	Mo Williams vs. Florida Atlantic	March 14, 2002

FREE THROWS MADE

12	Mo Williams vs. Florida Atlantic	March 14, 2002
11	Earnest Shelton vs. Stanford	March 20, 2004
10	Collin Sexton vs. Virginia Tech	March 15, 2018
10	Kennedy Winston vs. Stanford	March 20, 2004
10	Eddie Phillips vs. St. John's	March 14, 1982

FREE THROW PERCENTAGE

1.000	E. Shelton vs. Syracuse (8-of-8)	March 25, 2004
1.000	L.Sprewell vs. Wake Forest (7-of-7)	March 17, 1991
1.000	E. Phillips vs. St. John's (10-of-10)	March 14, 1982
1.000	Jim Farmer vs. Providence (8-of-8)	March 19, 1987
1.000	D. McKey vs. N.C. A&T (8-of-8)	March 12, 1987

REBOUNDS

21	Leon Douglas vs. Arizona State	March 15, 1975
19	Antonio McDyess vs. Penn	March 16, 1995
18	Antonio McDyess vs. Okla. State	March 18, 1995

ASSISTS

13	James Sanders vs. Arizona	March 18, 1990
10	Gary Waites vs. Wake Forest	March 17, 1991
10	Terry Coner vs. Illinois	March 16, 1987

BLOCKS

7	Leon Douglas vs. Arizona State	March 15, 1975
5	Derrick McKey vs. New Orleans	March 14, 1987

STEALS

5	Mark Gottfried vs. N.C. A&T	March 12, 1987
5	Earnest Shelton vs. Syracuse	March 25, 2004
4	Artie Griffin vs. Providence	March 17, 1994
4	Anthony Murray vs. North Carolina	March 13, 1976
4	T.R. Dunn vs. Arizona State	March 15, 1975

GAMES PLAYED

10	Terry Coner	1984-87
9	Robert Horry	1989-92
9	Jim Farmer	1985-87
9	Derrick McKey	1985-87
9	Mark Gottfried	1985-87

POSTSEASON HISTORY

ALABAMA NCAA TOURNAMENT BOX SCORES

1975 ARIZONA STATE 97 • ALABAMA 94

West Regional

University Activities Center • Tempe, Ariz.
March 15, 1975 (First Round)

									F	
ALABAMA								36	58	94
ARIZONA STATE								55	42	97

ALABAMA 94										
Player	FG	FT	REB	PTS	A	TO	B	S	MIN	F
T. Dunn	9-18	3-5	7	21	1	5	0	4	39	
C. Russell	5-13	0-0	2	10	3	2	0	0	22	
L. Douglas	12-21	5-14	21	29	2	6	7	1	39	
C. Cleveland	8-19	2-2	13	18	3	6	0	1	38	
A. Murray	2-3	4-5	4	8	4	5	0	2	29	
R. Brown	3-8	0-1	3	6	4	0	1	1	21	
J. Dill	1-2	0-2	1	2	2	0	0	0	12	
Totals	40-83	14-29	53	94	19	24	8	9	200	

	1st	2nd	Total
FG %	39%	57%	48%
FT%	54%	44%	48%

ARIZONA STATE 97

Player	FG	FT	REB	PTS	A	TO	B	S	MIN
M. Moon	5-5	0-0	2	10	3	2	0	1	29
L. Hollins	6-14	5-6	3	17	5	4	1	7	27
S. Lloyd	8-11	2-3	8	18	1	2	1	0	28
R. White	5-15	7-9	3	17	6	9	0	3	36
J. Schrader	5-9	3-3	11	13	3	1	0	2	37
G. Jackson	4-5	2-2	2	10	1	0	0	1	8
J. Holliman	4-6	0-2	6	8	1	1	0	1	17
N. Drayton	1-1	0-0	1	2	0	1	0	0	2
K. Wright	1-3	0-0	3	2	0	1	0	0	11
G. White	0-0	0-0	0	0	0	0	0	0	2
R. Taylor	0-0	0-0	0	0	1	0	0	0	3
Totals	39-69	19-25	41	97	21	21	2	15	200

	1st	2nd	Total
FG %	56%	57%	57%
FT%	73%	80%	76%

1976 ALABAMA 79 • NORTH CAROLINA 64

Mideast Regional

Dayton Arena • Dayton, Ohio
March 13, 1976 (First Round)

									F	
NORTH CAROLINA								28	36	64
ALABAMA								40	39	79

NORTH CAROLINA 64										
Player	FG	FT	REB	PTS	A	TO	B	S	MIN	F
Walter Davis	6-17	4-5	7	16	5	1	1	2	35	
Tommy LaGarde	9-16	4-4	11	22	2	0	0	0	29	
Mitch Kupchak	3-11	2-2	12	8	1	3	1	0	31	
Phil Ford	1-5	0-0	2	2	3	5	0	3	28	
John Kuester	3-8	0-0	1	6	5	4	0	2	33	
Bruce Buckley	2-4	0-1	0	4	0	1	0	0	10	
Dudley Bradley	1-5	0-0	0	2	3	2	0	0	9	
Tom Zaliagiris	0-2	0-0	0	0	0	0	0	0	4	
Dave Hanners	1-2	0-0	0	2	1	1	0	5	15	
Woody Coley	0-1	0-0	0	0	0	0	1	0	2	
Bill Chambers	1-2	0-0	0	2	0	0	0	0	3	
Keith Valentine	0-0	0-0	0	0	0	0	0	1	1	
Totals	27-73	10-12	36	64	21	17	2	13	200	

	1st	2nd	Total
FG %	33%	40%	37%
FT%	100%	67%	83%

ALABAMA 79										
Player	FG	FT	REB	PTS	A	TO	B	S	MIN	F
Reggie King	6-11	1-2	11	13	1	4	0	0	36	
Rickey Brown	4-12	0-0	7	8	3	6	0	1	38	
Leon Douglas	16-23	3-5	17	35	1	5	3	0	37	
T.R. Dunn	3-7	0-0	6	6	6	2	1	1	38	
Anthony Murray	3-6	7-12	1	13	4	4	0	4	34	
Keith McCord	1-1	0-0	0	2	1	0	0	0	7	
Greg McElveen	0-2	2-2	1	2	0	0	0	0	10	
Totals	33-62	13-21	49	79	16	21	4	6	200	

	1st	2nd	Total
FG %	58%	48%	53%
FT%	33%	73%	62%

1976 INDIANA 74 • ALABAMA 69

Sweet 16

Assembly Center • Baton Rouge, La.
March 18, 1976 (Regional Semifinal)

										F
ALABAMA								29	40	69
INDIANA								37	37	74

ALABAMA 69										
Player	FG	FT	REB	PTS	A	TO	B	S	MIN	F
Rickey Brown	3-7	1-2	5	7	0	2	0	0	25	
Reggie King	2-6	0-0	6	4	0	3	1	0	25	
Leon Douglas	5-16	2-6	7	12	3	3	2	0	39	
Anthony Murray	7-11	1-2	7	15	4	3	0	2	38	
T.R. Dunn	7-14	2-2	5	16	1	2	1	2	37	
Keith McCord	5-9	1-2	3	11	0	1	0	0	25	
Tommy Bonds	1-2	0-0	0	2	0	0	0	0	4	
Greg McElveen	1-4	0-0	1	2	1	0	0	0	7	
Totals	31-69	7-14	35	69	9	14	4	4	200	

	1st	2nd	Total
FG %	33%	58%	45%
FT%	63%	33%	50%

INDIANA 74

Player	FG	FT	REB	PTS	A	TO	B	S	MIN
Tom Abernathy	2-6	4-5	6	8	3	1	0	0	40
Scott May	9-22	7-9	16	25	0	5	0	0	40
Kent Benson	7-11	1-2	5	15	3	3	1	0	33
Bob Wilkerson	6-12	2-2	12	14	4	7	0	0	40
Quinn Buckner	5-8	2-5	2	12	4	2	0	1	31
Wayne Radford	0-1	0-0	1	0	0	1	0	1	9
Jim Wiseman	0-0	0-0	0	0	0	1	0	0	1
Rick Valavicius	0-0	0-1	0	0	0	0	0	0	6
Totals	29-60	16-24	44	74	14	20	1	2	200

	1st	2nd	Total
FG %	45%	55%	48%
FT%	60%	68%	67%

1982 ALABAMA 69 • ST. JOHN'S 68

No. 4 Seed

East Regional

Nassau Coliseum • Unionsdale, N.Y.
March 14, 1982 (First Round)

										F
ST. JOHN'S								32	36	68
ALABAMA								41	28	69

ST. JOHN'S 68										
Player	FG	FT	REB	PTS	A	TO	B	S	MIN	F
David Russell	6-11	5-5	7	17	2	6	0	0	36	
Bill Goodwin	7-14	4-6	9	18	2	4	0	0	39	
Jeff Allen	5-5	0-0	3	10	0	0	1	2	21	
Bob Kelly	0-2	2-3	2	2	6	4	0	2	37	
Chris Mullin	5-11	4-6	4	14	4	5	0	1	32	
Bill Wennington	0-4	0-0	3	0	1	0	1	0	19	
Ron Stewart	1-1	0-1	2	2	0	1	0	0	4	
Kevin Williams	1-3	3-3	2	5	0	0	0	0	9	
George Garrison	0-1	0-0	0	0	0	1	0	1	3	
Totals	25-52	18-24	35	68	15	21	2	6	200	

	1st	2nd	Total
FG %	42%	54%	48%
FT%	62%	91%	75%

ALABAMA 69										
Player	FG	FT	REB	PTS	A	TO	B	S	MIN	F
Cliff Windham	1-1	1-2	2	3	0	1	0	0	6	
Eddie Phillips	3-10	10-10	8	16	0	3	0	0	37	
Bobby Lee Hurt	1-4	6-8	2	8	2	1	3	1	18	
Ennis Whatley	4-9	4-5	2	12	5	4	0	0	36	
Mike Davis	4-8	1-3	1	9	0	1	0	0	39	
Eric Richardson	2-5	3-4	1	7	2	1	0	2	29	
Phillip Lockett	1-5	4-5	7	6	0	2	0	0	23	
Terry Williams	4-6	0-0	5	8	1	1	0	1	12	
Totals	20-48	20-37	21	69	10	14	3	4	200	

	1st	2nd	Total
FG %	45%	37%	42%
FT%	83%	74%	78%

1982 NORTH CAROLINA 74 • ALABAMA 69

Sweet 16

Reynolds Coliseum • Raleigh, N.C.
March 19, 1982 (Regional Semifinal)

										F
ALABAMA								36	33	69
NORTH CAROLINA								41	33	74

ALABAMA 69										
Player	FG	FT	REB	PTS	A	TO	B	S	MIN	F
Cliff Windham	2-4	2-2	2	6	0	0	0	0	9	
Eddie Phillips	7-9	2-4	2	16	0	1	0	0	20	
Bobby Lee Hurt	6-8	0-0	8	12	0	1	1	0	30	
Ennis Whatley	4-13	2-2	10	4	6	0	2	4	40	
Mike Davis	3-6	1-2	1	7	1	1	0	0	34	
Eric Richardson	5-7									

ALABAMA NCAA TOURNAMENT BOX SCORES

1984
ILLINOIS STATE 49 • ALABAMA 48
 No. 9 Seed
 Midwest Regional
 Bob Devaney Sports Center • Lincoln, Neb.
 March 16, 1984 (First Round)

ALABAMA	30	18	F
ILLINOIS STATE	26	23	48
			49

Player	FG	FT	REB	PTS	A	TO	B	S	MIN
Buck Johnson	4-10	0-0	6	8	1	5	1	0	36
Terry Williams	8-11	0-0	4	16	4	1	0	0	40
Bobby Lee Hurt	7-10	2-2	2	16	2	1	0	0	39
Eric Richardson	3-10	0-0	1	6	3	3	0	2	40
Terry Coner	0-1	0-0	2	0	2	2	0	0	15
Darrell Neal	1-7	0-0	1	2	2	0	0	0	28
Mark Farmer	0-0	0-0	0	0	0	0	0	0	2
Totals	23-49	2-2	29	48	14	12	1	2	200

	1st	2nd	Total
FG %	52%	41%	47%
FT%	100%	0%	100%

Player	FG	FT	REB	PTS	A	TO	B	S	MIN
Lou Stefanovic	4-11	0-0	2	8	0	1	0	2	28
Hank Cornley	5-13	0-0	6	10	1	3	0	0	40
Mark Zwart	3-5	0-0	11	6	2	3	0	0	34
Michael McKenney	5-11	0-0	2	10	5	2	1	1	36
Rickie Johnson	3-8	1-2	3	7	4	0	0	3	40
Brad Duncan	4-6	0-0	0	8	1	0	0	0	21
Bill Braksick	0-0	0-0	0	0	0	0	0	0	1
Totals	24-54	1-2	26	49	13	9	1	6	200

	1st	2nd	Total
FG %	38%	55%	44%
FT%	0%	50%	50%

1985
ALABAMA 50 • ARIZONA 41
 No. 7 Seed
 West Regional
 The Pit • Albuquerque, N.M.
 March 15, 1985 (First Round)

ARIZONA	17	24	F
ALABAMA	19	31	50

Player	FG	FT	REB	PTS	A	TO	B	S	MIN
Eddie Smith	2-11	5-6	6	9	2	1	1	1	38
Morgan Taylor	0-5	4-6	4	4	0	1	0	0	26
Pete Williams	3-11	4-5	7	10	1	3	1	3	40
Brock Brunkhorst	2-6	0-0	2	4	3	2	0	1	31
Steve Kerr	4-8	0-0	5	8	0	2	0	0	40
Craig McMiggan	4-6	0-2	1	8	1	2	0	1	25
Totals	5-48	13-19	29	41	7	12	2	6	200

	1st	2nd	Total
FG %	33%	27%	29%
FT%	83%	62%	68%

Player	FG	FT	REB	PTS	A	TO	B	S	MIN
Buck Johnson	5-6	2-4	5	12	2	3	0	0	36
Derrick McKey	0-2	0-0	3	0	2	2	2	1	27
Bobby Lee Hurt	5-7	4-9	6	14	0	2	2	2	38
Mark Gottfried	1-3	2-2	2	4	0	1	0	0	22
Terry Coner	2-7	6-6	4	10	5	4	0	1	38
Jim Farmer	4-7	0-0	4	8	0	2	0	0	23
Darrell Neal	1-7	0-0	1	2	0	1	0	0	16
Totals	18-36	14-21	32	50	9	15	4	4	200

	1st	2nd	Total
FG %	53%	47%	50%
FT%	25%	76%	67%

1985
ALABAMA 63 • VCU 59
 The Pit • Albuquerque, N.M.
 March 17, 1985 (Second Round)

VCU	19	40	F
ALABAMA	27	36	63

Player	FG	FT	REB	PTS	A	TO	B	S	MIN
Michael Brown	2-9	1-2	4	5	1	2	0	0	40
Neil Wake	0-1	1-3	7	1	0	0	0	0	22
Mike Schlegal	7-12	1-3	8	15	2	4	0	0	40
Calvin Duncan	5-16	1-3	8	11	1	1	0	0	37
Rolando Lamb	12-23	1-2	7	25	3	2	0	3	39
Bruce Allen	0-0	0-0	0	0	0	0	0	0	1
Robert Dickerson	1-2	0-0	0	2	0	0	0	1	14
Phil Stinnie	0-0	0-0	0	0	0	0	0	0	2
Alvin Robinson	0-0	0-0	0	0	0	0	0	0	5
Totals	27-63	5-13	34	59	7	9	0	4	200

	1st	2nd	Total
FG %	35%	48%	43%
FT%	43%	33%	38%

Player	FG	FT	REB	PTS	A	TO	B	S	MIN
Buck Johnson	1-5	4-5	10	6	2	1	1	2	35
Derrick McKey	3-7	0-1	3	6	3	3	3	1	35
Bobby Lee Hurt	8-10	3-4	13	19	0	1	1	0	40
Mark Gottfried	3-8	4-4	5	10	0	4	1	0	20
Terry Coner	5-7	4-6	1	14	5	3	0	1	37
Jim Farmer	4-10	0-2	2	8	0	1	1	0	24
Darrell Neal	0-1	0-0	2	0	0	0	0	0	9
Totals	24-48	15-22	36	63	10	13	7	4	200

	1st	2nd	Total
FG %	46%	55%	50%
FT%	60%	71%	68%

1985
N.C. STATE 61 • ALABAMA 55
 Sweet 16
 McNichols Arena • Denver, Colo.
 March 22, 1985 (Regional Semifinal)

ALABAMA	27	28	F
N.C. STATE	27	34	61

Player	FG	FT	REB	PTS	A	TO	B	S	MIN
Buck Johnson	7-11	2-5	14	16	2	2	1	0	38
Derrick McKey	3-8	0-0	4	6	1	0	1	0	32
Bobby Lee Hurt	4-9	1-3	5	9	0	0	1	0	39
Mark Gottfried	1-6	0-0	0	2	2	0	0	0	23
Terry Coner	6-10	6-10	4	18	4	5	0	2	33
Jim Farmer	2-4	0-0	1	4	3	3	0	1	25
Darrell Neal	0-2	0-0	0	0	0	1	0	0	9
Mark Farmer	0-0	0-0	0	0	0	0	0	0	1
Totals	23-50	9-18	37	55	12	11	3	3	200

	1st	2nd	Total
FG %	50%	42%	46%
FT%	20%	62%	50%

Player	FG	FT	REB	PTS	A	TO	B	S	MIN
Russell Pierre	2-4	4-5	6	8	0	1	0	1	29
Lorenzo Charles	5-11	4-6	6	14	3	0	0	0	35
Cozell McQueen	2-5	0-0	4	4	0	1	0	1	25
Anthony Webb	5-12	4-6	4	14	5	2	0	1	38
Nate McMillian	0-2	2-6	5	2	4	3	0	1	22
Bennie Bolton	4-8	3-4	1	11	1	2	1	1	30
Terry Gannon	4-4	0-0	0	8	2	1	0	0	14
Ernie Myers	0-1	0-0	0	0	0	0	0	0	6
John Thompson	0-0	0-0	0	0	0	0	0	0	1
Totals	22-47	17-27	31	61	15	10	1	5	200

	1st	2nd	Total
FG %	44%	50%	47%
FT%	50%	68%	63%

1986
ALABAMA 97 • XAVIER 80
 No. 5 Seed
 Southeast Regional
 Charlotte Coliseum • Charlotte, N.C.
 March 14, 1986 (First Round)

XAVIER	33	47	F
ALABAMA	39	58	97

Player	FG	FT	REB	PTS	A	TO	B	S	MIN
Richie Harris	11-19	2-3	11	24	0	0	0	2	35
Walt McBride	4-8	0-0	4	8	1	3	0	1	36
Eddie Johnson	7-12	1-3	9	15	0	1	0	1	35
Ralph Lee	0-4	2-2	3	2	9	5	0	2	37
Byron Larkin	10-26	3-5	2	23	1	2	0	1	36
Kelly Williamson	1-1	0-0	1	2	0	0	0	0	2
Leroy Greenidge	1-4	0-0	0	2	1	0	0	0	8
Mike Ramey	1-1	0-0	0	2	1	0	0	0	1
Dexter Campbell	0-0	0-0	0	0	1	1	0	0	1
John Kelley	0-0	0-0	0	0	1	0	0	1	1
Andy Donnelley	1-2	0-0	3	2	0	1	1	0	7
Totals	36-77	8-13	36	80	15	14	1	8	200

	1st	2nd	Total
FG %	42%	50%	47%
FT%	57%	75%	62%

Player	FG	FT	REB	PTS	A	TO	B	S	MIN
Jim Farmer	10-15	4-5	7	24	1	2	0	0	39
Buck Johnson	11-19	0-2	7	22	2	5	1	1	32
Derrick McKey	7-8	2-2	3	16	4	1	3	0	25
Mark Gottfried	3-6	0-0	0	6	2	1	0	1	20
Terry Coner	5-8	4-4	1	14	9	2	2	1	37
Gary White	0-0	0-0	0	0	0	0	0	0	1
James Jackson	1-2	1-2	0	3	1	1	0	0	11
Craig Dudley	1-1	0-0	0	2	0	0	0	0	6
Michael Annsley	5-8	0-0	9	10	0	2	0	0	29
Totals	43-64	11-15	32	97	19	14	6	5	200

	1st	2nd	Total
FG %	56%	80%	67%
FT%	100%	71%	73%

1986
ALABAMA 58 • ILLINOIS 56
 Charlotte Coliseum • Charlotte, N.C.
 March 16, 1986 (Second Round)

ILLINOIS	24	32	F
ALABAMA	33	25	58

Player	FG	FT	REB	PTS	A	TO	B	S	MIN
Efrem Winters	0-5	0-0	7	0	5	1	1	1	32
Anthony Welch	7-14	0-0	8	14	0	0	0	0	31
Ken Norman	5-7	0-0	2	10	0	1	1	0	30
Glynn Blackwell	2-6	0-0	3	4					

POSTSEASON HISTORY

ALABAMA NCAA TOURNAMENT BOX SCORES

1986 KENTUCKY 68 • ALABAMA 63
Sweet 16
The Omni • Atlanta, Ga.
March 20, 1986 (Regional Semifinal)
ALABAMA 28 35 63
KENTUCKY 32 36 68
Player FG FT REB PTS A TO B S MIN
Jim Farmer 3-9 1-2 4 7 0 1 0 1 36
Buck Johnson 6-14 4-4 9 16 0 5 0 2 40
Derrick McKey 4-8 4-4 12 12 1 0 1 0 40
Mark Gottfried 1-3 0-0 2 2 0 1 0 0 18
Terry Coner 7-12 6-7 4 20 4 2 0 2 38
James Jackson 1-4 1-2 1 3 0 2 1 0 16
Michael Ansley 1-3 1-2 1 3 0 0 1 1 11
Craig Dudley 0-1 0-0 0 0 0 0 0 0 1
Totals 23-54 17-21 34 63 5 11 3 6 200
1st 2nd Total
FG % 48% 37% 43%
FT% 50% 88% 81%

1986 KENTUCKY 68
Player FG FT REB PTS A TO B S MIN
Winston Bennett 6-11 2-4 12 14 1 2 0 0 39
Kenny Walker 9-19 4-4 7 22 1 4 3 2 40
James Blackmon 5-7 1-4 3 11 0 0 0 0 35
Ed Davender 4-8 5-6 3 13 2 2 0 2 24
Roger Harden 1-4 0-1 1 2 9 2 0 1 37
Cedric Jenkins 2-3 2-2 4 6 1 0 0 0 23
Richard Madison 0-0 0-0 0 0 0 1 0 0 2
Totals 27-52 14-21 30 68 14 11 3 5 200
1st 2nd Total
FG % 54% 50% 67%
FT% 100% 63% 67%

1987

Appearance later vacated by NCAA ruling

ALABAMA 88 • NORTH CAROLINA A&T 71
No. 2 Seed
Southeast Regional
Birmingham-Jefferson Civic Center - Birmingham, Ala.
March 12, 1987 (First Round)

NORTH CAROLINA A&T 27 44 71
ALABAMA 37 51 88
Player MIN FG 3FG FT REB PTS
Claude Williams 38 10-14 0-0 5-8 7 25
Carlton Becton 11 0-2 0-0 0-0 2 0
Lee Robinson 30 2-5 0-0 1-2 4 5
Thomas Griffith 40 4-15 2-6 3-3 3 13
George Cale 37 8-13 0-0 0-0 4 16
Corvin Davis 28 3-13 0-5 2-2 4 8
Kenny Cox 13 1-5 0-0 2-4 5 4
Travis Mcrae 3 0-0 0-0 0-0 0 0
Totals 200 28-67 2-12 13-19 34 71
1st 2nd Total
FG % 44% 39% 41%
FT% 0% 68% 68%

ALABAMA 88
Player MIN FG 3FG FT REB PTS
Jim Farmer 37 12-17 4-5 1-1 1 29
Michael Ansley 31 2-5 0-0 2-3 5 6
Derrick McKey 37 8-14 1-1 8-8 14 24
Mark Gottfried 28 3-5 2-3 0-0 2 8
Terry Coner 30 1-3 0-0 0-0 4 2
James Jackson 20 3-4 2-2 2-2 1 10
Keith Askins 12 2-5 0-0 2-2 2 6
Bill Devaughn 4 1-2 0-0 0-0 1 2
Rob Cornegy 1 0-0 0-0 0-0 0 0
Totals 200 32-55 9-11 15-16 32 88
1st 2nd Total
FG % 55% 60% 58%
FT% 80% 100% 93%

1987 ALABAMA 101 • NEW ORLEANS 76
Birmingham-Jefferson Civic Center • Birmingham, Ala.
March 14, 1987 (Second Round)
NEW ORLEANS 39 37 76
ALABAMA 58 43 101
Player FG 3FG FT REB PTS A TO B S MIN
Sam Jones 2-4 0-1 0-0 2 4 0 1 0 1 18
Ronnie Grandison 6-13 0-0 6-7 6 18 0 2 0 4 36
Mike Smith 0-3 0-0 0-0 3 0 0 1 2 0 10
Gabe Corchiani 4-6 2-3 1-1 3 11 5 3 0 1 20
Ledell Eackles 5-13 3-7 3-6 1 16 1 1 0 0 36
Willie Richardson 3-4 0-0 0-0 1 6 2 0 0 1 18
Wendell Perkins 0-1 0-0 0-0 0 0 0 0 0 0 8
Eric Coleman 1-3 0-1 1-2 0 3 0 1 0 0 9
Elden Irving 1-2 0-1 1-2 1 3 0 2 0 0 11
David Hodo 0-1 0-1 4-4 1 4 0 1 0 0 6
Terrance Bellock 2-4 0-0 4-6 2 8 2 0 0 2 18
Damon Vance 1-2 0-0 1-2 2 3 0 0 0 0 6
Totals 25-56 5-14 21-30 25 76 10 12 2 9 200
1st 2nd Total
FG % 46% 43% 45%
3FG% 67% 13% 36%
FT% 69% 71% 70%

ALABAMA 101
Player FG 3FG FT REB PTS A TO B S MIN
Jim Farmer 6-13 2-3 5-5 6 19 2 2 0 1 36
Michael Ansley 2-3 0-0 0-0 5 4 0 2 0 0 16
Derrick McKey 10-12 0-0 6-6 4 26 4 2 5 2 35
Mark Gottfried 7-9 4-6 2-2 1 20 0 6 0 1 33
Terry Coner 8-10 0-1 1-2 1 17 7 2 0 0 30
James Jackson 4-5 1-1 0-1 3 9 0 0 0 1 17
Keith Askins 3-3 0-0 0-1 6 6 1 1 0 0 23
Bill Devaughn 0-0 0-0 0-0 0 0 1 0 0 0 5
Rob Cornegy 0-0 0-0 0-2 0 0 0 0 1 0 5
Totals 40-55 7-11 14-19 27 101 15 15 6 5 200
1st 2nd Total
FG % 73% 72% 73%
3FG% 67% 60% 64%
FT% 91% 50% 74%

1987 PROVIDENCE 103 • ALABAMA 82
Sweet 16
Freedom Hall • Louisville, Ky.
March 19, 1987 (Regional Semifinal)

ALABAMA 41 41 82
PROVIDENCE 49 54 103
Player FG 3FG FT REB PTS A TO B S MIN
Jim Farmer 7-19 2-9 8-8 1 24 3 1 0 2 36
Michael Ansley 6-9 0-0 2-2 6 14 0 1 0 0 31
Derrick McKey 3-6 0-1 5-5 4 11 2 0 1 1 37
Mark Gottfried 5-10 4-9 0-2 3 14 1 4 0 0 27
Terry Coner 5-7 0-0 2-3 2 14 4 5 0 0 33
James Jackson 1-5 1-2 4-4 2 7 0 0 0 1 22
Keith Askins 0-3 0-2 0-0 3 0 0 0 0 2 14
Totals 27-59 7-23 21-24 23 82 10 11 1 6 200
1st 2nd Total
FG % 64% 32% 46%
3FG% 50% 20% 30%
FT% 100% 84% 88%

PROVIDENCE 103
Player FG 3FG FT REB PTS A TO B S MIN
David Kipfer 3-5 0-0 3-5 1 9 1 1 0 0 25
Ernie Lewis 3-6 3-6 0-0 3 9 3 2 0 0 28
Steve Wright 7-9 0-0 1-1 5 15 0 2 1 0 24
Delray Brooks 7-11 5-8 4-5 7 23 3 1 0 2 36
Billy Donovan 6-7 5-6 9-10 3 26 10 3 0 1 30
Jacek Duda 0-1 0-0 0-0 3 0 0 2 0 0 16
Carlton Screen 1-2 0-0 0-1 0 2 4 2 0 0 14
Marty Conlon 1-1 0-0 4-4 4 6 2 0 0 0 14
Jay Smedeker 0-0 0-0 0-0 1 0 0 0 0 0 1
Darryl Wright 5-6 1-2 2-4 2 13 0 0 0 0 12
Totals 33-48 14-22 23-30 33 103 24 13 1 3 200
1st 2nd Total
FG % 67% 71% 69%
3FG% 69% 56% 64%
FT% 57% 83% 77%

1989 SOUTH ALABAMA 86 • ALABAMA 84
No. 6 Seed
Southeast Regional
The Omni • Atlanta, Ga.
March 17, 1989 (First Round)
ALABAMA 49 35 84
SOUTH ALABAMA 33 53 86
Player FG 3FG FT REB PTS A TO B S MIN
Robert Horry 2-3 1-1 2-2 6 7 3 0 0 0 26
Michael Ansley 12-25 0-0 1-2 8 25 3 1 0 1 35
David Benoit 2-3 0-0 2-2 8 6 1 1 0 0 24
Gary Waites 7-13 1-3 2-4 6 17 7 3 0 1 34
Alvin Lee 8-16 2-4 0-0 0 18 2 3 0 0 40
Keith Askins 5-8 1-2 0-0 5 11 1 0 0 1 23
Melvin Cheatum 0-2 0-0 0-0 1 0 3 0 0 0 7
Marcus Webb 0-0 0-0 0-0 0 0 0 0 0 0 2
Totals 36-71 5-11 7-10 38 84 20 8 0 3 200
1st 2nd Total
FG % 57% 44% 51%
3FG% 43% 50% 46%
FT% 80% 60% 70%

SOUTH ALABAMA 86
Player FG 3FG FT REB PTS A TO B S MIN
Gabriel Estaba 7-12 0-0 12-16 7 26 0 0 0 1 34
John Jimmerson 1-4 0-0 1-3 6 3 4 1 0 0 26
Phillip Darden 2-7 0-0 0-0 3 4 1 0 3 0 24
Jeff Hodge 11-20 3-7 4-4 5 29 2 1 0 0 38
Junie Lewis 6-15 0-0 3-6 12 15 5 2 0 0 37
Neil Smith 1-3 0-0 0-2 3 2 0 0 0 0 15
T. Brodnick 1-3 0-1 3-4 1 5 1 0 0 1 17
Derek Turner 1-1 0-0 0-0 0 2 0 0 0 0 8
Darrell Nelson 0-0 0-0 0-0 0 0 0 1 0 0 1
Totals 30-65 3-8 23-35 40 86 13 5 3 2 200
1st 2nd Total
FG % 37% 54% 46%
3FG% 0% 60% 38%
FT% 61% 71% 66%

1990 ALABAMA 71 • COLORADO STATE 54
No. 7 Seed
West Regional
Long Beach Arena • Long Beach, Calif.
March 16, 1990 (First Round)

COLORADO STATE 22 32 54
ALABAMA 33 38 71
Player FG 3FG FT REB PTS A TO B S MIN
Mike Mitchell 11-20 1-4 1-3 8 24 5 4 0 3 40
Andy Anderson 0-1 0-0 0-1 0 4 2 0 0 0 18
Eric Frieauf 0-3 0-0 1-2 4 1 2 1 0 1 25
Mark Meredith 5-8 5-7 0-0 1 15 1 2 0 0 37
Lynn Tryon 4-11 0-3 0-0 4 8 2 1 0 1 36
Dwayne Polk 0-1 0-1 0-0 0 4 0 0 0 0 4
Carren Wilson 0-0 0-0 0-0 0 0 1 1 0 0 7
Tracy Jordan 1-2 0-0 2-2 3 4 2 1 0 0 7
Dwayne Molyneux 0-1 0-0 0-2 0 0 1 1 0 0 9
Jamie Hines 0-1 0-0 0-0 0 0 0 0 0 0 3
Matt Sharp 11-1 0-0 0-0 1 2 1 2 0 0 14
Totals 22-49 6-15 4-9 23 54 19 15 0 5 200
1st 2nd Total
FG % 50% 42% 45%
3FG% 60% 30% 40%
FT% 33% 50% 44%

ALABAMA 71
Player FG 3FG FT REB PTS A TO B S MIN
Robert Horry 10-14 6-8 1-3 3 27 2 1 2 3 35
Melvin Cheatum 3-5 0-0 0-0 1 6 1 5 2 0 36
David Benoit 3-6 0-0 0-0 7 6 2 1 2 0 31
Gary Waites 0-0 0-0 0-0 3 0 4 1 0 1 36
James Sanders 7-10 2-3 2-3 4 18 9 1 0 0 35
Kenneth Rice 0-0 0-0 2-2 1 2 0 1 0 0 1
Ernest Brown 1-1 0-0 0-0 1 2 0 0 0 1 2
Bryant Lancaster 1-1 0-0 0-0 0 2 0 1 0 0 1
Darby Rich 0-0 0-0 0-0 0 0 0 0 0 0 1
Marcus Campbell 0-0 0-0 0-0 0 0 0 1 0 0 2
Anthony Lawrence 0-0 0-0 0-0 0 1 1 0 0 0 1
Keith Askins 0-2 0-0 0-0 1 0 0 3 0 0 8
Marcus Webb 3-6 0-0 2-3 2 8 1 0 0 0 11
Totals 28-45 8-11 7-11 28 71 20 16 6 5 200
1st 2nd Total
FG % 54% 71% 62%
3FG% 100% 50% 72.7%
FT% 67% 63% 64%

POSTSEASON

ALABAMA NCAA TOURNAMENT BOX SCORES

1990
ALABAMA 77 • ARIZONA 55
Long Beach Arena • Long Beach, Calif.
March 16, 1990 (Second Round)

ARIZONA	33	22	55	F
ALABAMA	38	39	77	

ARIZONA		55											
Player	FG	3FG	FT	REB	PTS	A	TO	B	S	MIN			
Brian Williams	0-3	2-5	0-0	2	0	0	2	0	0	14			
Jud Buechler	2-8	0-2	2-3	11	6	3	4	1	0	39			
Ed Stokes	5-6	0-0	7-10	5	17	0	2	2	0	37			
Matt Othick	1-7	1-6	2-2	2	5	5	4	0	1	33			
Matt Muehlebach	6-15	4-11	0-0	2	16	5	1	0	3	39			
Casey Schmidt	0-0	0-0	0-0	1	0	0	0	0	0	2			
Wayne Womack	0-0	0-0	0-0	0	0	0	0	0	0	11			
Sean Rooks	5-8	0-0	1-2	2	11	0	2	1	0	25			
Totals	19-47	5-19	12-17	27	55	13	15	4	4	200			
	1st	2nd	Total										
FG %	52%	29%	40%										
3FG%	44%	10%	26%										
FT%	63%	78%	71%										

ALABAMA		77											
Player	FG	3FG	FT	REB	PTS	A	TO	B	S	MIN			
Robert Horry	3-7	2-5	0-0	8	8	3	1	0	0	26			
Melvin Cheatum	5-13	0-0	2-2	5	12	1	4	0	0	26			
David Benoit	9-13	0-0	2-2	13	20	1	3	0	0	36			
Gary Waites	3-4	2-2	2-3	2	10	2	0	0	1	23			
James Sanders	5-11	0-2	2-2	2	12	13	2	0	0	36			
Kenneth Rice	0-1	0-1	0-0	0	0	0	0	0	0	1			
Ernest Brown	0-1	0-1	0-0	1	0	0	0	0	0	1			
Bryant Lancaster	0-0	0-0	0-0	1	0	0	0	0	0	1			
Darby Rich	0-0	0-0	0-0	0	0	0	0	0	0	1			
Marcus Campbell	0-0	0-0	1-2	1	1	0	0	0	0	2			
Keith Askins	3-8	2-6	2-4	1	10	3	1	0	0	28			
Marcus Webb	2-5	0-0	0-0	4	4	0	1	0	0	19			
Totals	30-63	6-17	11-15	40	77	23	12	0	1	200			
	1st	2nd	Total										
FG %	44%	54%	48%										
3FG%	40%	29%	35%										
FT%	0%	76%	76%										

1990
LOYOLA MARYMOUNT 62 • ALABAMA 60
Sweet 16
Oakland-Alameda County Coliseum • Oakland, Calif.
March 23, 1990 (Regional Semifinal)

ALABAMA	21	39	60	F
LOYOLA MARYMOUNT	22	40	62	

ALABAMA		60											
Player	FG	3FG	FT	REB	PTS	A	TO	B	S	MIN			
Robert Horry	8-16	0-3	5-7	5	21	3	8	3	2	36			
Melvin Cheatum	10-18	0-0	1-2	9	21	1	2	2	1	36			
David Benoit	2-5	0-0	0-0	5	4	0	0	1	0	20			
Gary Waites	1-1	1-1	0-0	2	3	3	1	0	0	39			
James Sanders	3-7	0-3	2-3	5	8	5	5	0	0	40			
Keith Askins	1-4	0-0	1-2	9	3	1	6	2	0	28			
Marcus Webb	0-0	0-0	0-0	0	0	0	0	0	0	1			
Totals	25-51	1-7	9-14	40	60	13	24	9	3	200			
	1st	2nd	Total										
FG %	32%	65%	49%										
3FG%	0%	25%	14%										
FT%	83%	50%	64%										

LOYOLA MARYMOUNT		62											
Player	FG	3FG	FT	REB	PTS	A	TO	B	S	MIN			
Bo Kimble	9-25	1-5	0-0	6	19	0	2	0	4	38			
Per Stumer	3-8	1-4	0-0	12	7	2	2	0	1	35			
Knight	0-2	0-0	0-0	3	0	1	0	1	0	16			
Walker	0-5	0-0	0-0	0	0	1	1	0	1	18			
Fryer	4-13	3-10	2-2	7	13	2	0	0	4	36			
Peabody	3-6	0-1	1-2	5	7	1	3	0	2	25			
Terrell Lowery	6-15	2-8	2-5	3	16	1	2	0	1	27			
Scott	0-0	0-0	0-0	0	0	0	0	0	0	5			
Totals	25-74	7-28	5-9	39	62	8	10	1	13	200			
	1st	2nd	Total										
FG %	30%	36%	34%										
3FG%	17%	31%	25%										
FT%	100%	43%	56%										

1991
ALABAMA 89 • MURRAY STATE 79
No. 4 Seed
Southeast Regional
The Omni • Atlanta, Ga.
March 15, 1991 (First Round)

MURRAY STATE	30	49	79	F
ALABAMA	46	43	89	

MURRAY STATE		79											
Player	FG	3FG	FT	REB	PTS	A	TO	B	S	MIN			
Greg Coble	9-16	4-8	0-0	5	22	4	5	0	1	38			
John Jackson	6-10	0-0	0-0	7	12	1	3	0	1	33			
Popeye Jones	5-16	0-1	1-4	8	11	6	2	2	1	36			
Paul King	6-13	3-9	10-12	3	25	0	2	1	3	38			
Frank Allen	2-14	0-5	0-0	0	4	3	2	0	3	30			
Scott Adams	0-0	0-0	0-0	1	0	0	1	0	0	7			
Cedric Gummm	10-1	0-0	3-4	4	3	1	0	0	0	10			
Donald Overstreet	0-0	0-0	0-0	1	0	0	0	0	0	3			
Scott Sivilis	0-1	0-0	2-2	1	2	1	0	0	1	3			
Doug Gold	0-0	0-0	0-0	1	2	0	0	0	0	1			
Terry Birdsong	0-1	0-0	0-0	2	0	0	0	0	0	1			
Totals	28-72	7-23	16-22	42	79	16	15	3	10	200			
	1st	2nd	Total										
FG %	31%	46%	39%										
3FG%	30%	31%	30%										
FT%	71%	73%	73%										

ALABAMA		89											
Player	FG	3FG	FT	REB	PTS	A	TO	B	S	MIN			
Robert Horry	8-12	3-5	2-3	5	21	3	0	2	2	27			
Latrell Sprewell	5-7	1-2	1-2	9	12	2	2	1	3	34			
Melvin Cheatum	11-15	0-0	1-2	9	23	2	4	0	3	34			
Gary Waites	3-8	0-5	0-0	5	6	9	2	0	0	30			
Bryant Lancaster	0-3	0-0	0-0	2	0	4	1	0	0	21			
James Robinson	6-11	3-4	0-0	1	15	1	2	0	1	16			
Marcus Webb	2-3	0-0	1-2	3	5	1	2	0	0	14			
Marcus Jones	3-5	0-0	0-0	3	5	1	1	0	0	13			
Marcus Campbell	0-1	0-0	0-0	1	0	0	0	0	0	7			
Darby Rich	0-0	0-0	0-0	0	0	0	0	0	0	2			
Kenneth Rice	0-1	0-0	1-2	0	1	0	2	0	0	2			
Totals	38-66	7-16	6-11	38	89	23	16	3	9	200			
	1st	2nd	Total										
FG %	61%	55%	58%										
3FG%	44%	43%	44%										
FT%	50%	57%	55%										

1991
ALABAMA 96 • WAKE FOREST 88
The Omni • Atlanta, Ga.
March 17, 1991 (Second Round)

WAKE FOREST	45	43	88	F
ALABAMA	48	48	96	

WAKE FOREST		88											
Player	FG	3FG	FT	REB	PTS	A	TO	B	S	MIN			
Anthony Tucker	2-3	0-0	1-3	5	5	3	1	0	0	28			
Chris King	13-22	0-1	3-6	4	29	5	2	1	1	37			
Rodney Rogers	8-12	0-1	0-0	12	16	4	5	0	0	39			
Derrick McQueen	4-8	1-2	0-0	4	9	7	0	0	0	38			
Robert Siler	4-7	1-3	2-2	1	11	1	0	0	1	29			
Trelonnie Owens	2-2	0-0	0-0	2	4	1	3	0	0	5			
Randolph Childress	5-10	1-5	3-3	0	14	6	2	0	1	23			
Tom Wise	0-0	0-0	0-0	0	0	0	0	0	0	1			
Totals	38-64	3-12	9-14	31	88	27	13	1	3	200			
	1st	2nd	Total										
FG %	65%	55%	59%										
3FG%	33%	22%	25%										
FT%	50%	83%	64%										

ALABAMA		96											
Player	FG	3FG	FT	REB	PTS	A	TO	B	S	MIN			
Latrell Sprewell	7-17	0-1	7-7	6	21	6	1	0	0	40			
Melvin Cheatum	8-17	0-0	5-7	9	21	1	2	0	0	39			
Robert Horry	6-9	2-4	2-2	7	16	2	1	0	1	28			
Gary Waites	8-11	5-6	0-0	2	21	10	2	0	2	39			
Bryant Lancaster	0-2	0-1	0-0	1	0	0	1	0	1	5			
James Robinson	5-14	2-6	3-4	6	15	2	2	0	1	35			
Marcus Webb	1-1	0-0	0-0	2	2	1	0	0	0	12			
Marcus Campbell	0-0	0-0	0-0	0	0	1	0	0	0	1			
Marcus Jones	0-1	0-0	0-0	0	0	0	0	0	0	1			
Totals	35-72	9-18	17-20	37	96	24	8	0	5	200			
	1st	2nd	Total										
FG %	50%	47%	49%										
3FG%	64%	29%	50%										
FT%	100%	84%	85%										

1991
ARKANSAS 93 • ALABAMA 70
Sweet 16
Charlotte Arena • Charlotte, N.C.
March 21, 1991 (Regional Semifinal)

ALABAMA	37	33	70	F
ARKANSAS	40	53	93	

ALABAMA		70											
Player	FG	3FG	FT	REB	PTS	A	TO	B	S	MIN			
Latrell Sprewell	5-11	0-0	0-0	4	10	4	6	2	0	34			
Melvin Cheatum	6-11	0-0	1-1	12	13	0	2	0	3	38			
Robert Horry	7-15	1-3	3-4	11	18	1	5	3	1	37			
Gary Waites	1-4	0-1	0-0	3	2	4	5	0	1	35			
Bryant Lancaster	0-1	0-1	0-0	1	0	1	0	0	0	5			
Marcus Jones	1-1	0-0	0-0	0	2	2	2	0	0	7			
James Robinson	7-15	3											

POSTSEASON HISTORY

ALABAMA NCAA TOURNAMENT BOX SCORES

1992 NORTH CAROLINA 64 • ALABAMA 55 Riverfront Coliseum • Cincinnati, Ohio March 21, 1992 (Second Round)

ALABAMA	25	30	F	
NORTH CAROLINA	31	33	64	

ALABAMA 55										
Player	FG	3FG	FT	REB	PTS	A	TO	B	S	MIN
Robert Horry	6-15	1-6	1-2	8	14	0	4	3	3	38
Latrell Sprewell	2-15	1-6	0-0	7	5	2	0	0	1	38
Cedric Moore	0-5	0-0	7-8	4	7	0	1	0	0	29
Elliot Washington	1-3	1-3	0-0	2	3	0	1	0	0	25
James Robinson	9-23	4-13	0-0	4	22	1	2	0	3	40
Jason Caffey	2-7	0-0	0-0	5	4	0	0	0	1	20
Darby Rich	0-1	0-0	0-0	1	0	2	2	0	0	9
Kenneth Rice	0-0	0-0	0-0	0	0	0	0	0	0	1
Totals	20-69	7-28	8-10	31	55	5	10	3	8	200

	1st	2nd	Total
FG %	29%	29%	29%
3FG%	25%	25%	25%
FT%	83%	75%	80%

NORTH CAROLINA 64

Player	FG	3FG	FT	REB	PTS	A	TO	B	S	MIN
Brain Reese	4-7	0-0	5-7	7	13	2	1	1	0	26
George Lynch	5-8	0-0	0-0	9	10	2	7	2	2	29
Eric Montross	5-8	0-0	2-2	6	12	0	3	0	0	27
Derrick Phelps	2-9	0-0	2-4	8	6	6	5	1	1	40
Hubert Davis	6-15	0-6	4-6	7	16	0	1	0	2	32
Henrik Rod	2-2	0-0	0-0	2	4	1	5	0	0	21
Pat Sullivan	1-1	0-0	0-0	2	3	0	0	0	0	10
Kevin Salvadori	0-2	0-0	0-2	0	0	0	1	2	0	12
Matt Wenstrom	0-0	0-0	1-2	1	1	0	0	0	0	3
Totals	25-52	0-6	14-21	49	64	14	23	6	5	200

	1st	2nd	Total
FG %	47%	50%	48%
3FG%	0%	0%	0%
FT%	75%	65%	67%

1994 ALABAMA 76 • PROVIDENCE 70 No. 9 Seed Southeast Regional Rupp Arena • Lexington, Ky. March 17, 1994 (First Round)

PROVIDENCE	33	37	F	
ALABAMA	38	38	76	

PROVIDENCE 70

Player	FG	3FG	FT	REB	PTS	A	TO	B	S	MIN
Michael Smith	4-9	0-0	2-3	10	10	0	3	2	1	36
Erik Williams	12-22	0-1	3-7	7	27	2	3	0	3	34
Dickey Simpkins	1-5	0-0	0-0	6	2	1	2	0	0	32
Abdul Abdullah	1-3	1-2	0-0	0	3	3	3	0	2	35
Michael Brown	4-9	3-5	2-2	2	13	3	3	0	2	31
Rod Phelps	5-13	4-7	0-0	2	14	0	1	0	2	26
Austin Croshere	0-1	0-1	1-2	1	1	1	0	0	2	6
Totals	27-62	8-16	8-17	30	70	17	15	2	12	200

	1st	2nd	Total
FG %	39%	47%	44%
3FG%	60%	46%	50%
FT%	73%	0%	47%

ALABAMA 76

Player	FG	3FG	FT	REB	PTS	A	TO	B	S	MIN
Antonio McDyess	5-9	0-0	1-1	12	11	2	3	1	2	21
Jamal Faulkner	8-15	2-3	2-4	2	20	0	5	1	0	26
Jason Caffey	3-7	0-0	0-0	5	6	3	3	2	1	22
Marvin Orange	6-9	5-8	3-4	1	20	5	3	0	0	38
Artie Griffin	2-6	0-2	0-0	3	4	2	1	0	4	22
Shon Peck-Love	4-8	1-3	3-5	8	12	2	1	0	1	32
Walter Pitts	1-2	0-0	1-2	5	3	1	5	0	0	24
Roy Rogers	0-1	0-0	0-0	0	0	0	1	1	1	13
Terrance Bethel	0-1	0-1	0-0	0	0	0	0	0	0	2
Totals	29-58	8-17	10-16	44	76	15	22	5	9	200

	1st	2nd	Total
FG %	62%	41%	50%
3FG%	60%	29%	47%
FT%	0%	63%	63%

1994 PURDUE 83 • ALABAMA 73 Rupp Arena • Lexington, Ky. March 19, 1994 (Second Round)

ALABAMA	31	42	F	
PURDUE	40	43	83	

ALABAMA 73

Player	FG	3FG	FT	REB	PTS	A	TO	B	S	MIN
Antonio McDyess	6-11	0-0	1-3	12	13	0	0	2	2	29
Jamal Faulkner	9-20	4-7	3-4	11	25	3	0	2	1	17
Jason Caffey	1-3	0-0	3-4	2	5	0	2	1	0	20
Marvin Orange	3-9	2-5	2-2	1	10	3	2	0	1	40
Shon Peck-Love	1-5	1-3	2-2	3	5	3	0	2	1	17
Artie Griffin	3-13	0-4	2-4	3	8	2	1	1	1	28
Walter Pitts	2-6	1-1	2-2	4	7	1	1	0	1	30
Totals	25-67	8-20	15-21	38	73	11	10	7	8	200

	1st	2nd	Total
FG %	33%	40%	37%
3FG%	43%	39%	40%
FT%	83%	56%	71%

PURDUE 83

Player	FG	3FG	FT	REB	PTS	A	TO	B	S	MIN
Glenn Robinson	12-22	2-5	7-9	11	33	1	5	1	0	36
Cuonzo Martin	3-8	2-4	3-4	6	11	3	3	0	1	35
B. Brantley	0-0	0-0	0-0	0	0	0	0	2	0	11
Matt Waddell	2-5	0-1	7-7	1	8	2	0	1	0	32
Porter Roberts	2-4	0-1	3-6	5	7	3	0	0	0	31
Herb Dove	4-5	0-0	0-2	2	8	0	2	1	1	18
Ian Stanback	3-7	0-0	1-2	7	7	1	1	0	2	29
Linc Darnier	0-0	0-0	0-0	1	0	0	0	0	0	3
Justin Jennings	3-5	0-0	0-1	3	6	0	0	0	0	6
Totals	29-56	4-11	21-31	40	83	16	13	4	5	200

	1st	2nd	Total
FG %	46%	61%	52%
3FG%	43%	25%	36%
FT%	54%	78%	68%

1995 ALABAMA 91 • PENNSYLVANIA 85 (OT) No. 5 Seed East Regional Baltimore Arena • Baltimore, Md. March 16, 1995 (First Round)

PENNSYLVANIA	38	29	18	OT		F	
ALABAMA	37	30	24	91		85	

PENNSYLVANIA 85

Player	FG	3FG	FT	REB	PTS	A	TO	B	S	MIN
Scott Kegler	0-2	0-0	0-0	5	0	2	1	0	0	19
Shawn Trice	1-5	0-0	0-0	9	2	1	1	0	2	40
Eric Moore	1-2	1-2	0-0	3	3	1	1	0	0	28
Matt Maloney	8-21	4-13	3-3	4	23	4	1	0	3	40
Jerome Allen	11-28	6-11	2-3	6	30	3	4	0	2	44
Ira Bowman	4-8	2-2	5-8	8	15	3	2	0	2	32
Tim Krug	4-10	1-5	3-3	4	12	0	0	0	0	20
Nat Graham	0-0	0-0	0-0	0	0	0	0	0	0	2
Totals	29-76	14-33	13-17	42	85	14	10	0	9	225

	1st	2nd	Total
FG %	47%	27%	38%
3FG%	50%	33%	42%
FT%	75%	73%	77%

ALABAMA 91

Player	FG	3FG	FT	REB	PTS	A	TO	B	S	MIN
Jamal Faulkner	3-13	1-3	2-4	12	9	5	3	2	0	41
Jason Caffey	5-11	0-0	1-3	7	11	3	1	0	0	32
Antonio McDyess	16-24	0-0	7-8	19	39	1	3	2	1	39
Marvin Orange	4-11	4-9	2-2	2	14	6	4	0	1	43
Artie Griffin	0-5	0-2	4-6	3	4	1	2	0	0	29
Terrance Bethel	0-0	0-0	0-0	1	0	0	0	0	0	2
Eric Washington	1-5	0-3	0-0	1	2	1	0	0	1	12
Bryan Passink	2-2	2-2	1-2	3	7	3	0	0	0	17
Roy Rogers	2-4	0-0	1-3	3	5	0	1	3	0	10
Totals	33-75	7-19	18-28	57	91	20	14	7	3	225

	1st	2nd	Total
FG %	43%	38%	44%
3FG%	30%	38%	37%
FT%	50%	50%	64%

1995 OKLAHOMA STATE 66 • ALABAMA 52 Baltimore Arena • Baltimore, Md. March 18, 1995 (Second Round)

ALABAMA	27	25	F	
OKLAHOMA STATE	28	38	66	

ALABAMA 52

Player	FG	3FG	FT	REB	PTS	A	TO	B	S	MIN
Jamal Faulkner	4-13	0-5	0-0	4	8	5	1	0	1	35
Jason Caffey	4-6	0-0	2-2	7	10	2	3	0	0	27
Antonio McDyess	9-19	0-0	4-4	17	22	2	1	2	1	34
Marvin Orange	1-6	1-6	0-0	5	3	2	2	0	0	40
Artie Griffin	0-5	0-3	0-0	2	0	3	4	1	0	30
Eric Washington	3-10	1-6	0-0	2	7	0	2	0	1	18
Bryan Passink	0-0	0-0	0-0	0	0	0	0	0	0	6
Roy Rogers	1-2	0-0	0-0	1	2	0	0	1	0	10
Totals	22-61	2-20	6-6	43						

ALABAMA NCAA TOURNAMENT BOX SCORES

2002 KENT STATE 71 • ALABAMA 58

Bi-Lo Center • Greenville, S.C.
March 17, 2002 (Second Round)

ALABAMA	24	34	58	F
KENT STATE	36	35	71	

Player	FG	3FG	FT	REB	PTS	A	TO	B	S	MIN
Rod Grizzard	6-16	0-2	5-6	6	17	3	2	1	1	30
Erwin Dudley	4-6	0-0	4-5	10	12	2	0	0	0	33
Kenny Walker	4-7	0-0	2-2	4	10	1	4	0	0	27
Terrance Meade	2-5	2-5	0-1	4	6	1	0	0	1	31
Mo Williams	3-10	1-4	5-6	4	12	4	6	0	1	34
Earnest Shelton	0-1	0-1	0-0	0	0	0	1	0	0	4
Demetrius Smith	0-1	0-1	0-0	0	0	0	1	0	0	18
Antoine Pettway	0-4	0-0	1-2	5	1	5	1	0	0	23
Totals	19-50	3-13	17-22	38	58	13	15	1	3	200

	1st	2nd	Total
FG %	38%	38%	38%
3FG%	23%	23%	23%
FT%	53%	53%	53%

KENT STATE 71

Player	FG	3FG	FT	REB	PTS	A	TO	B	S	MIN
Demetric Shaw	3-7	0-1	2-2	5	8	0	1	0	2	24
Antonio Gates	9-19	0-0	0-1	9	18	2	0	0	0	38
Nate Gerwig	2-2	0-0	0-0	4	4	0	0	0	0	10
Andrew Mitchell	3-8	0-2	5-8	3	11	3	4	0	3	36
Trevor Huffman	8-16	3-5	1-2	2	20	5	2	0	2	39
Eric Haut	1-1	1-1	0-0	0	3	0	0	0	0	4
Anthony Wilkins	0-0	1-3	0-0	0	0	0	0	0	0	5
Bryan Bedford	0-1	0-0	0-0	1	0	0	0	0	0	4
Eric Thomas	2-5	0-0	0-0	3	5	1	0	0	1	18
John Edwards	1-4	0-0	0-2	6	2	0	0	1	0	22
Totals	29-63	5-12	8-15	34	71	11	7	1	8	200

	1st	2nd	Total
FG %	46%	46%	46%
3FG%	42%	42%	42%
FT%	53%	53%	53%

2003 INDIANA 67 • ALABAMA 62

No. 10 Seed
Midwest Regional
Fleet Center • Boston, Mass.
March 21, 2003 (First Round)

ALABAMA	35	27	62	F
INDIANA	24	43	67	

Player	FG	3FG	FT	REB	PTS	A	TO	B	S	MIN
Kennedy Winston	2-8	0-0	4-4	6	8	5	0	1	0	34
Erwin Dudley	7-15	0-0	4-5	9	18	0	3	1	1	35
Kenny Walker	1-4	0-0	1-2	3	3	0	2	4	0	24
Mo Williams	10-19	4-8	2-3	2	26	1	1	0	0	39
Antoine Pettway	0-1	0-0	0-0	2	0	4	0	0	1	26
Terrance Meade	2-4	1-3	2-2	0	7	2	2	0	0	20
Earnest Shelton	0-1	0-1	0-0	3	0	1	0	0	0	18
Demetrius Smith	0-0	0-0	0-0	0	0	0	0	0	0	3
Lucky Williams	0-0	0-0	0-0	0	0	0	0	0	0	1
Totals	22-52	5-12	13-16	25	62	13	8	6	2	200

	1st	2nd	Total
FG %	48%	35%	42%
3FG%	57%	20%	42%
FT%	100%	77%	81%

INDIANA 67

Player	FG	3FG	FT	REB	PTS	A	TO	B	S	MIN
Bracey Wright	2-5	2-5	5-7	5	17	3	3	0	0	34
Jeff Newton	6-12	0-1	2-2	6	14	1	1	1	0	40
George Leach	1-4	0-0	2-2	2	4	0	0	0	1	16
Tom Coverdale	4-9	3-6	12-14	8	23	8	1	0	0	36
M. Strickland	0-5	0-3	0-0	2	0	3	2	0	0	25
Kyle Hornsby	2-5	2-3	0-0	3	6	0	0	0	0	22
A.J. Moye	1-3	0-0	1-2	2	3	0	1	1	0	23
Donald Perry	0-0	0-0	0-0	0	0	0	0	0	0	2
Totals	19-49	7-18	22-26	28	67	15	8	2	1	200

	1st	2nd	Total
FG %	32%	44%	39%
3FG%	44%	33%	39%
FT%	86%	84%	85%

2004 ALABAMA 65 • SOUTHERN ILLINOIS 64

No. 8 Seed
Phoenix Regional
Key Arena • Seattle, Wash.
March 18, 2004 (First Round)

SOUTHERN ILLINOIS	24	40	64	F
ALABAMA	34	31	65	

Player	FG	3FG	FT	REB	PTS	A	TO	B	S	MIN
Brad Korn	5-10	3-6	2-3	5	15	1	0	0	1	25
Sylvester Willis	2-5	0-0	0-0	4	4	1	2	0	0	22
Darren Brooks	10-15	5-5	0-0	2	25	1	3	0	2	33
Bryan Turner	1-3	1-2	2-2	2	5	2	3	0	0	20
Stetson Hairston	0-4	0-2	0-0	3	6	6	1	0	0	29
Jamaal Tatum	2-9	2-5	0-0	1	6	3	0	0	0	22
LaMar Owen	0-3	0-0	0-0	3	0	0	0	0	0	17
Tony Young	1-5	1-2	0-0	1	3	1	0	0	0	14
Josh Warren	3-5	0-0	0-0	6	6	0	1	1	1	18
Totals	24-59	12-22	4-5	30	64	15	10	1	4	200

	1st	2nd	Total
FG %	31%	52%	41%
3FG%	40%	67%	55%
FT%	0%	80%	80%

ALABAMA 65

Player	FG	3FG	FT	REB	PTS	A	TO	B	S	MIN
Kennedy Winston	6-14	1-2	1-2	8	14	3	5	0	0	36
Jermareo Davidson	2-2	0-0	0-0	1	4	0	1	1	0	21
Chuck Davis	3-8	0-1	4-6	9	10	1	0	1	2	32
Earnest Shelton	7-11	4-7	0-0	5	18	2	0	2	2	36
Antoine Pettway	2-8	0-3	2-2	5	6	2	2	0	1	31
Emmett Thomas	4-8	2-3	2-4	4	12	0	2	0	2	30
Evan Brock	0-2	0-0	1-2	2	1	1	0	0	0	14
Totals	22-52	7-16	13-16	25	62	13	8	6	2	200

	1st	2nd	Total
FG %	50%	40%	45%
3FG%	56%	29%	44%
FT%	50%	64%	63%

2004 ALABAMA 70 • STANFORD 67

No. 8 Seed
Key Arena • Seattle, Wash.
March 20, 2004 (Second Round)

STANFORD	39	28	67	F
ALABAMA	37	33	70	

Player	FG	3FG	FT	REB	PTS	A	TO	B	S	MIN
Josh Childress	5-17	1-5	1-1	7	12	2	1	0	0	34
Justin Davis	7-13	0-0	1-2	11	15	2	1	0	0	28
Rob Little	3-8	0-0	1-2	8	7	1	0	0	0	22
Chris Hernandez	4-10	3-6	0-0	1	11	2	3	0	1	35
Matt Lottich	4-15	3-11	0-0	3	1	3	0	0	0	29
Joe Kirchofer	0-2	0-0	0-0	5	0	0	2	0	0	9
Dan Grunfeld	0-2	0-1	0-0	0	0	1	2	0	0	7
Nick Robinson	0-3	0-1	2-2	4	2	1	2	0	0	14
Jason Haas	0-0	0-0	0-0	0	0	0	1	0	0	5
Fred Washington	0-0	0-0	0-0	0	0	0	0	0	0	2
Matt Haryasz	3-3	0-0	3-4	4	9	0	0	0	1	15
Totals	26-73	7-24	8-11	49	67	12	12	0	2	200

	1st	2nd	Total
FG %	44%	28%	36%
3FG%	40%	21%	29%
FT%	71%	75%	73%

ALABAMA 70

Player	FG	3FG	FT	REB	PTS	A	TO	B	S	MIN
Kennedy Winston	5-12	1-4	10-15	7	21	1	3	1	3	34
Jermareo Davidson	2-4	0-0	0-0	1	4	1	0	4	0	30
Chuck Davis	4-6	0-0	4-4	3	12	2	1	1	0	24
Earnest Shelton	1-9	1-5	11-14	2	14	0	1	0	0	38
Antoine Pettway	3-7	2-6	4-4	7	12	3	3	0	3	34
Emmett Thomas	0-4	0-4	1-3	3	1	1	0	0	0	14
Evan Brock	1-1	1-1	4-4	3	6	0	0	1	0	20
Demetrius Smith	0-0	0-0	0-0	1	0	0	0	1	0	6
Totals	16-43	4-19	34-44	29	70	8	8	8	6	200

	1st	2nd	Total
FG %	52%	23%	37%
3FG%	13%	27%	21%
FT%	78%	77%	77%

2004 ALABAMA 80 • SYRACUSE 71

Sweet 16
America West Arena • Phoenix, Ariz.
March 25, 2004

SYRACUSE	36	35	71	F
ALABAMA	38	42	80	

Player	FG	3FG	FT	REB	PTS	A	TO	B	S	MIN
Hakim Warrick	8-15	0-0	5-7	8	21	1	3	0	1	40
Demeris Nichols	1-2	0-1	0-0	3	2	0	0	0	0	15
Craig Forth	1-3	0-0	0-0	4	2	0	3	0	0	7
Gerry McNamara	6-14	4-9	8-9	2	24	2	2	0	0	38
Josh Pace	3-7	0-0	0-3	4	6	7	7	1	2	38
Terrence Roberts	1-1	0-0	0-0	2	2	0	0	0	0	13
Jeremy McNeil	2-3	0-0	0-0	5	4	0	2	3	0	27
Louis McCroskey	4-10	1-4	1-1	3	10	2	0	0	2	22

POSTSEASON HISTORY

ALABAMA NCAA TOURNAMENT BOX SCORES

2005 MILWAUKEE 83, ALABAMA 73
No. 5 Seed
Wolstein Center • Cleveland, Ohio
March 17, 2005 (First Round)

ALABAMA	32	41	73
UW-MILWAUKEE	45	38	83

ALABAMA	73												
Player	FG	3FG	FT	REB	PTS	A	TO	B	S	MIN			
Chuck Davis	3-5	0-0	4-4	7	10	0	3	2	0	37			
Kennedy Winston	7-16	1-5	5-6	4	20	4	5	0	0	37			
Jermareo Davidson	4-4	0-0	0-2	10	8	1	2	1	1	31			
Earnest Shelton	5-11	2-7	1-2	5	13	4	2	0	1	35			
Ronald Steele	5-7	4-5	2-2	3	16	8	3	0	0	40			
Evan Brock	0-1	0-0	0-0	1	0	0	1	0	0	6			
Jean Felix	2-6	2-6	0-0	2	6	0	3	0	1	13			
Justin Jonus	0-0	0-0	0-0	0	0	0	0	0	0	1			
Totals	26-50	9-23	12-16	34	73	17	19	3	3	200			

	1st	2nd	Total
FG %	55%	50%	52%
3FG %	33%	41%	39%
FT %	86%	67%	75%

UW-MILWAUKEE	83												
Player	FG	3FG	FT	REB	PTS	A	TO	B	S	MIN			
Joah Tucker	6-12	1-3	8-14	4	21	3	2	0	1	33			
Adrian Tigert	4-4	2-2	0-0	7	10	4	0	0	1	31			
Chris Hill	3-7	3-4	0-1	0	9	4	1	0	0	32			
Ed McCants	8-15	5-9	0-1	1	21	2	0	0	2	28			
Boo Davis	2-5	1-3	5-6	1	10	1	1	0	1	23			
Mark Pancratz	0-0	0-0	0-0	0	0	0	0	0	0	9			
Allan Hanson	0-0	0-0	0-0	0	0	0	1	1	0	4			
Jason McCoy	1-4	0-0	4-4	5	6	1	1	1	1	15			
James Wright	0-1	0-0	2-2	3	2	3	0	0	0	20			
Derrick Ford	2-2	0-0	0-0	0	4	0	1	0	0	5			
Totals	26-50	12-21	19-28	22	83	20	7	1	6	200			

	1st	2nd	Total
FG %	55%	50%	52%
3FG %	63%	40%	57%
FT %	86%	67%	75%

2006 ALABAMA 90 • MARQUETTE 85
10th Seed
Oakland Regional
Cox Arena • San Diego, Calif.
March 16, 2006 (First Round)

MARQUETTE	30	55	85
ALABAMA	44	46	90

MARQUETTE	85												
Player	FG	3FG	FT	REB	PTS	A	TO	B	S	MIN			
Steve Novak	5-10	5-9	2-2	5	17	1	0	0	2	33			
Ousmane Barro	6-7	0-0	1-2	3	13	1	2	3	3	27			
Dominic James	7-14	2-5	4-4	3	20	5	2	1	2	32			
Jerel McNeal	5-8	0-1	0-0	3	10	3	3	0	0	26			
Joe Chapman	3-9	0-4	3-4	3	9	0	0	0	0	26			
Dan Fitzgerald	2-4	0-2	2-2	3	6	1	1	0	0	15			
Wesley Matthews	4-8	0-1	2-5	3	10	2	2	0	0	24			
Chris Grimm	0-0	0-0	0-0	0	0	0	1	0	0	9			
Jamil Lott	0-1	0-0	0-0	0	0	0	1	0	0	8			
Totals	32-61	7-22	14-19	28	85	13	12	4	9	200			

	1st	2nd	Total
FG %	46%	57%	53%
3FG %	30%	33%	32%
FT %	63%	82%	74%

ALABAMA	90												
Player	FG	3FG	FT	REB	PTS	A	TO	B	S	MIN			
Evan Brock	1-2	0-0	0-0	1	2	0	1	0	0	13			
Jermareo Davidson	9-19	0-0	3-6	12	21	4	1	2	0	39			
Richard Hendrix	3-5	0-0	0-2	7	6	2	4	0	3	31			
Brandon Hollinger	0-3	0-3	2-2	2	2	0	1	0	0	13			
Ronald Steele	5-9	4-6	9-11	5	23	8	5	1	1	38			
Alonzo Gee	2-6	0-3	1-2	4	5	1	0	0	0	31			
Jean Felix	8-11	8-11	7-8	1	31	0	2	0	0	35			
Totals	28-55	12-23	22-31	32	90	15	14	3	4	200			

	1st	2nd	Total
FG %	50%	52%	51%
3FG %	46%	60%	52%
FT %	55%	80%	71%

2006 UCLA 62 • ALABAMA 59
Cox Arena • San Diego, Calif.
March 18, 2006 (Second Round)

ALABAMA	30	29	59
UCLA	30	32	62

ALABAMA	59												
Player	FG	3FG	FT	REB	PTS	A	TO	B	S	MIN			
Evan Brock	0-1	0-0	0-0	8	0	1	4	0	0	21			
Jermareo Davidson	5-7	0-0	2-3	2	12	1	2	1	0	28			
Richard Hendrix	5-8	0-0	2-4	9	12	0	1	1	3	35			
Brandon Hollinger	0-0	0-0	0-0	0	0	0	0	0	0	5			
Ronald Steele	5-11	2-6	9-12	2	21	4	4	0	1	39			
Alonzo Gee	3-7	0-1	3-4	3	9	0	2	1	1	38			
Jean Felix	1-5	0-4	3-4	3	5	4	1	0	2	34			
Totals	19-39	2-11	19-25	30	59	10	15	3	7	200			

	1st	2nd	Total
FG %	61%	38%	49%
3FG %	33%	0%	18%
FT %	86%	72%	76%

UCLA	62												
Player	FG	3FG	FT	REB	PTS	A	TO	B	S	MIN			
Cedric Bozeman	2-4	0-1	1-2	4	5	7	0	0	2	31			
L.R. Mbah a Moute	4-4	0-0	1-5	6	9	3	2	0	1	34			
Ryan Hollins	5-5	0-0	2-4	4	12	0	0	3	0	30			
Jordan Farmar	6-13	5-10	1-2	0	18	3	5	1	1	34			
Arron Afflalo	5-13	3-9	0-0	2	13	1	1	0	0	36			
Darren Collison	1-3	1-3	0-0	0	3	3	1	0	1	14			
Alfred Aboya	1-2	0-0	0-0	0	2	0	1	0	0	10			
Lorenzo Mata	0-1	0-0	0-0	0	0	0	0	0	0	7			
Michael Roll	0-2	0-2	0-0	0	0	0	0	0	0	4			
Totals	24-47	9-25	5-13	21	62	17	10	4	5	200			

	1st	2nd	Total
FG %	50%	52%	51%
3FG %	39%	33%	36%
FT %	50%	36%	39%

2012 CREIGHTON 58 • ALABAMA 57
9th Seed
Greensboro Regional
Greensboro Coliseum • Greensboro, N.C.
March 16, 2012 (Second Round)

ALABAMA	30	27	57
CREIGHTON	23	35	58

ALABAMA	57													
Player	FG	3FG	FT	REB	PTS	A	TO	B	S	MIN				
JaMychal Green	6-10	0-0	0-0	6	12	1	5	3	1	36				
Trevor Lacey	4-6	3-5	2-4	5	13	2	1	0	2	34				
Trevor Releford	5-10	2-6	2-2	4	14	4	2	1	1	37				
Levi Randolph	2-9	1-3	2-6	5	7	0	1	0	0	30				
Andrew Steele	2-6	1-1	0-0	5	5	1	0	0	0	28				
Cha. Hankerson	1-3	0-1	0-0	0	2	1	0	0	0	9				
Ben Eblen	0-0	0-0	0-0	1	0	0	0	0	1	4				
Nick Jacobs	2-3	0-0	0-0	3	4	0	0	0	0	18				
Rodney Cooper	0-1	0-1	0-0	0	0	0	0	0	0	4				
TEAM												3		
Totals	22-48	7-17	6-12	32	57	9	9	4	5	200				

	1st	2nd	Total
FG %	47.8%	44.0%	45.8%
3FG %	44.4%	37.5%	41.2%
FT %	66.7%	33.3%	50.0%

CREIGHTON	58												
Player	FG	3FG	FT	REB	PTS	A	TO	B	S	MIN			
D. McDermott	6-12	1-2	3-4	10	16	0	2	1	0	37			
Greg Echenique	3-8	0-0	0-3	5	6	0	0	1	0	26			
Grant Gibbs	4-6	1-2	1-2	6	10	4	1	0	1	38			
Jahenns Manigat	2-5	2-5	0-0	2	6	1	0	0	0	17			
Antoine Young	1-5	0-1	0-0	1	2	5	2	0	0	31			
Austin Chatman	1-1	0-0	0-0	0	2	2	0	0	0	9			
Josh Jones	2-5	2-4	1-4	1	7	2	0	0	2	23			
Avery Dingman	0-1	0-1	0-0	1	0	0	1	0	0	2			
Will Artino	0-1	0-0	0-0	2	0	0	0	0	0	3			
Ethan Wragge	3-6	3-6	0-0	2	9	0	1	1	1	14			
Totals	22-50	9-21	5-13	31	58	14	7	3	4	200			

NIT APPEARANCES

1973	2001
1977	2007
1979	2011
1980	2013
1981	2015
1993	2016
1996	2017
1999	2019

NIT SEMIFINALS

1973	1996
1977	2001
1979	2011

NIT RUNNER-UP

2001	2011
------	------

NATIONAL INVITATION TOURNAMENT RESULTS

2019						
March 20	Norfolk State	Tuscaloosa, Ala.	L OT	79	80	
2017						
March 14	Richmond	Tuscaloosa, Ala.	L	64	71	
2016						
March 15	at Creighton	Omaha, Neb.	L	54	72	
2015						
March 17	Illinois	Tuscaloosa, Ala.	W	79	58	
March 21	at Miami (Fla.)	Miami, Fla.	L	66	73	
2013						
Quarterfinals						
March 19	Northeastern	Tuscaloosa, Ala.	W	62	43	
March 23	Stanford	Tuscaloosa, Ala.	W	66	54	
March 26	Maryland	Tuscaloosa, Ala.	L	57	58	
2011						
Finals						
March 15	Coastal Carolina	Tuscaloosa, Ala.	W	68	44	
March 21	New Mexico	Tuscaloosa, Ala.	W	74	67	
March 23	Miami (Fla.)	Tuscaloosa, Ala.	W	79	64	
March 29	vs. Colorado	New York City	W	62	61	
March 31	vs. Wichita State	New York City	L	57	66	
2007						
March 13	at Massachusetts	Amherst, Mass.	L	87	89	
2001						
Finals						
March 13	Seton Hall	Tuscaloosa, Ala.	W	85	79	
March 20	Toledo	Tuscaloosa, Ala.	W	79	69	
March 23	at Purdue	West Lafayette, Ind.	W 2OT	85	77	
March 27	vs. Detroit	New York City	W	74	63	
March 29	vs. Tulsa	New York City	L	60	79	
1999						
March 10	at Wake Forest	Winston-Salem, N.C.	L	57	73	
1996						
Semifinals						
March 13	at Illinois	Champaign, Ill.	W	72	69	
March 18	Missouri	Tuscaloosa, Ala.	W	72	49	
March 20	at South Carolina	Columbia, S.C.	W	68	67	
March 26	vs. St. Joseph's	New York City	L OT	69	74	
March 28	vs. Tulane	New York City	L	76	87	
1993						
March 18	UAB	Tuscaloosa, Ala.	L	56	58	
1981						
March 12	at St. John's	New York City	W	73	69	
March 16	at Duke	Durham, N.C.	L	70	75	
1980						
March 5	Penn State	Birmingham, Ala.	W	53	49	
March 10	Murray State	Tuscaloosa, Ala.	L	62	70	
1979						
Semifinals						
March 8	St. Bonaventure	Birmingham, Ala.	W	98	89	
March 12	Virginia	Birmingham, Ala.	W	90	88	
March 15	vs. Texas A&M	New York City	W	72	68	
March 19	vs. Purdue	New York City	L	68	87	
March 21	vs. Ohio State	New York City	W	96	86	
1977						
Semifinals						
March 10	Memphis	Birmingham, Ala.	W	80	63	
March 14	vs. Virginia Tech	New York City	W	79	72	
March 17	vs. Houston	New York City	L	76	82	
March 20	vs. Villanova	New York City	L	89	102	
1973						
Semifinals						
March 19	vs. Manhattan	New York City	W	87	86	
March 22	vs. Minnesota	New York City	W	69	65	
March 24	vs. Virginia Tech	New York City	L	73	74	
March 25	vs. North Carolina	New York City	L	69	88	

POSTSEASON HISTORY

ALABAMA NIT TEAM RECORDS

POINTS

98	St. Bonaventure	March 9, 1979
96	Ohio State	March 21, 1979
90	Virginia	March 12, 1979

POINTS ALLOWED

102	by Villanova	March 20, 1977
89	by St. Bonaventure	March 8, 1979
88	by Virginia	March 12, 1979

COMBINED POINTS

191	Villanova 102, Alabama 89	March 20, 1977
187	Alabama 98, St. Bonaventure 89	March 8, 1979
182	Alabama 96, Ohio State 86	March 21, 1979

FEWEST POINTS

53	Penn State	March 5, 1980
54	at Creighton	March 15, 2016
56	UAB	March 18, 1983

FEWEST POINTS ALLOWED

43	Northeastern	March 19, 2013
44	Coastal Carolina	March 15, 2011
49	Missouri	March 18, 1996
49	Penn State	March 5, 1980

FIELD GOAL ATTEMPTS

82	North Carolina	March 25, 1973
78	Houston	March 17, 1977
77	Memphis State	March 10, 1977

FIELD GOALS MADE

38	St. Bonaventure	March 8, 1979
37	Manhattan	March 19, 1973
35	Virginia Tech	March 24, 1973

FIELD GOAL PERCENTAGE

.596	Illinois	March 17, 2015
.567	St. Bonaventure	March 8, 1979
.545	Miami (Fla.)	March 23, 2011

THREE-POINT ATTEMPTS

31	Creighton	March 15, 2016
30	Norfolk State	March 20, 2019
28	Illinois	March 13, 1996

THREE-POINTERS MADE

13	Illinois	March 13, 1996
11	Norfolk State	March 20, 2019
	Seton Hall	March 12, 2001
10	Missouri	March 18, 1996

THREE-POINT PERCENTAGE

.533	Illinois (8-of-15)	March 17, 2015
.500	Missouri (10-of-20)	March 18, 1996
.464	Illinois (13-of-28)	March 13, 1996

FREE THROW ATTEMPTS

40	Ohio State	March 21, 1979
39	Virginia	March 12, 1979
35	Duke	March 13, 1981

FREE THROWS MADE

30	Ohio State	March 24, 1979
26	Purdue	March 23, 2001
25	Duke	March 16, 1981

FREE THROW PERCENTAGE (min. 15 attempts)

.938	Tulane (15-of-16)	March 28, 1996
.867	Wichita State (13-of-15)	March 31, 2011
.846	Stanford (22-of-26)	March 23, 2013

REBOUNDS

58	Memphis State	March 10, 1977
55	Purdue	March 23, 2001
52	Virginia Tech	March 12, 1979

ASSISTS

20	Memphis State	March 10, 1977
20	Manhattan	March 19, 1973
18	Minnesota	March 22, 1973

BLOCKS

10	Missouri	March 18, 1996
10	at Illinois	March 13, 1996
8	at Purdue	March 23, 2001
7	at Creighton	March 15, 2016
7	Miami (Fla.)	March 23, 2011
7	Coastal Carolina	March 15, 2011
7	at Massachusetts	March 13, 2007
7	Seton Hall	March 13, 2011
7	at South Carolina	March 20, 1996

STEALS

14	vs. Houston	March 17, 1977
13	Miami (Fla.)	March 23, 2011
13	Coastal Carolina	March 15, 2011
12	at Creighton	March 15, 2016

PERSONAL FOULS

29	vs. Villanova	March 20, 1977
25	at Massachusetts	March 13, 2007
25	vs. Virginia Tech	March 14, 1977

COMBINED FOULS

60	St. Bonaventure	March 8, 1979
54	at Purdue	March 23, 2001
53	vs. Virginia Tech	March 14, 1977

MARGIN OF VICTORY

24	Alabama 68, Coastal Carolina 44	March 15, 2011
23	Alabama 72, Missouri 49	March 18, 1996
21	Alabama 79, Illinois 58	March 17, 2015

MARGIN OF DEFEAT

19	Tulsa 79, Alabama 60	March 29, 2001
19	Purdue 87, Alabama 68	March 19, 1979
19	North Carolina 88, Alabama 69	March 25, 1973
18	Creighton 72, Alabama 54	March 15, 2016

ALABAMA NIT INDIVIDUAL RECORDS

POINTS

43	Reggie King vs. Virginia	March 12, 1979
35	Eric Washington vs. Tulane	March 28, 1996
29	Reggie King vs. St. Bonaventure	March 9, 1979

FIELD GOAL ATTEMPTS

30	Reggie King vs. Virginia	March 12, 1979
26	Wendell Hudson vs. North Carolina	March 25, 1973
23	Charles Cleveland vs. Virginia Tech	March 24, 1973

FIELD GOALS MADE

18	Reggie King vs. Virginia	March 3, 1979
12	Eddie Phillips vs. Duke	March 16, 1981
11	JaMychal Green vs. Colorado	March 29, 2011
11	Eric Washington vs. Tulane	March 28, 1996

FIELD GOAL PERCENTAGE (min. 10 attempts)

.818	T.R. Dunn vs. Villanova (9-of-11)	March 20, 1977
.800	Ken Johnson vs. Ohio State (8-of-10)	March 21, 1979
.727	Tony Mitchell vs. New Mexico (8-of-11)	March 21, 2011

THREE-POINT ATTEMPTS

14	Eric Washington vs. St. Joseph's	March 26, 1996
14	Eric Washington vs. Illinois	March 13, 1996
11	Mykal Riley vs. Massachusetts	March 13, 2007
11	Brian Williams vs. Wake Forest	March 10, 1999
11	Eric Washington vs. South Carolina	March 20, 1996
11	Eric Washington vs. Missouri	March 18, 1996

THREE-POINTERS MADE

7	Eric Washington vs. Illinois	March 13, 1996
6	Travis Stinnett vs. Seton Hall	March 12, 2001
6	Eric Washington vs. Missouri	March 18, 1996

THREE-POINT PERCENTAGE (min. 5 attempts)

.625	Eric Washington vs. Tulane (5-of-8)	March 28, 1996
.625	Marvin Orange vs. Illinois (5-of-8)	March 13, 1996
.600	Travis Stinnett vs. Seton Hall (6-of-10)	March 12, 2001

FREE THROW ATTEMPTS

15	Reggie King vs. Ohio State	March 21, 1979
14	Wendell Hudson vs. Manhattan	March 19, 1973
12	Reggie King vs. St. Bonaventure	March 8, 1979
12	Rickey Brown vs. Villanova	March 20, 1977

FREE THROWS MADE

11	Reggie King vs. Ohio State	March 21, 1979
10	Rickey Brown vs. Villanova	March 20, 1977
9	Reggie King vs. St. Bonaventure	March 8, 1979

FREE THROW PERCENTAGE (min. 7 made)

1.000	Retin Obasohan vs. Stanford (8-of-8)	March 23, 2013
1.000	Mykal Riley vs. Massachusetts (7-of-7)	March 13, 2007
.833	Rickey Brown vs. Villanova (10-of-12)	March 20, 1977

REBOUNDS

19	Erwin Dudley vs. Seton Hall	March 12, 2001
16	Erwin Dudley vs. Detroit	March 27, 2001
16	Erwin Dudley vs. Purdue	March 23, 2001
16	Reggie King vs. Memphis State	March 10, 1977

ASSISTS

9	Robert Scott vs. Virginia	March 12, 1979
8	Trevor Lacey vs. Maryland	March 26, 2013
8	Robert Scott vs. Ohio State	March 21, 1979

BLOCKS

9	Roy Rogers vs. Missouri	March 18, 1996
8	Roy Rogers vs. Illinois	March 13, 1996
7	Roy Rogers vs. South Carolina	March 20, 1996



21 BRITTON JOHNSON

35 RAYMOND HAWKINS

18 JAYLEN FORBES

4 JUWAN GARY

5 JADEN SHACKELFORD



2019-20 MEN'S BASKETBALL SCHEDULE

OCT 27	GEORGIA TECH (EXH)	12 PM	JAN 15	AUBURN*	8 PM
NOV 5	PENN	7 PM	JAN 18	MISSOURI*	2:30 PM
NOV 11	FLORIDA ATLANTIC	7 PM	JAN 22	AT VANDERBILT*	8 PM
NOV 15	AT RHODE ISLAND	6:30 PM	JAN 25	KANSAS STATE⁵	5 PM
NOV 19	FURMAN¹	7 PM	JAN 29	AT LSU*	6 PM
NOV 27	VS NORTH CAROLINA²	2:30 PM	FEB 1	ARKANSAS*	5 PM
NOV 28	VS MICHIGAN/IOWA STATE²	TBA	FEB 4	TENNESSEE*	6 PM
NOV 29	VS TBA²	TBA	FEB 8	AT GEORGIA*	5 PM
DEC 6	STEPHEN F. AUSTIN	7 PM	FEB 12	AT AUBURN*	6 PM
DEC 14	AT PENN STATE	1 PM	FEB 15	LSU*	3 PM
DEC 18	AT SAMFORD³	TBA	FEB 19	TEXAS A&M*	6 PM
DEC 21	VS BELMONT⁴	2:30 PM	FEB 22	AT OLE MISS*	7:30 PM
DEC 29	RICHMOND	5:30 PM	FEB 25	AT MISSISSIPPI STATE*	8 PM
JAN 4	AT FLORIDA*	5 PM	FEB 29	SOUTH CAROLINA*	7:30 PM
JAN 8	MISSISSIPPI STATE*	6 PM	MARCH 3	VANDERBILT*	7:30 PM
JAN 11	AT KENTUCKY*	11 AM	MARCH 7	AT MISSOURI*	1:30 PM

HOME GAMES **BOLD** | ALL TIMES CENTRAL AND SUBJECT TO CHANGE | *SEC GAME | 1 BATTLE 4 ATLANTIS (TUSCALOOSA, AL) | 2 BATTLE 4 ATLANTIS (GRAND PARADISE ISLAND, BAHAMAS)
 3 CHICK-FIL-A BIRMINGHAM CLASSIC (BIRMINGHAM, AL) | 4 ROCKET CITY CLASSIC (HUNTSVILLE, AL) | 5 BIG 12/SEC CHALLENGE

ROLLTIDE.COM



ALABAMAATHLETICS
ALABAMAMBB



UA_ATHLETICS
ALABAMAMBB



@UA_ATHLETICS
@ALABAMAMBB