


ALABAMA BASKETBALL



**DONTA
HALL**

**AVERY
JOHNSON JR.**

**HERBERT
JONES**

**JOHN
PETTY JR.**

#BUCKLEUP




DANIEL
GIDDENS

GALIN
SMITH

DAZON
INGRAM


RILEY
NORRIS




0
6-9 • 230 • Sr. Forward
DONTA HALL
Luverne, Ala.
(Luverne HS)




1
6-7 • 212 • Gr. Guard/Forward
RILEY NORRIS
Albertville, Ala.
(Albertville HS)




2
6-3 • 167 • Fr. Guard
KIRA LEWIS JR.
Meridianville, Ala.
(Hazel Green HS)




3
6-9 • 238 • So. Forward
ALEX REESE
Pelham, Ala.
(Pelham HS)



4
6-11 • 247 • Jr. Forward/Center
DANIEL GIDDENS
Mableton, Ga.
(Ohio State)




5
5-11 • 187 • Gr. Guard
AVERY JOHNSON JR.
Houston, Texas
(Texas A&M)




10
6-7 • 206 • So. Guard
HERBERT JONES
Greensboro, Ala.
(Hale County HS)



12
6-5 • 210 • Jr. Guard
DAZON INGRAM
Theodore, Ala.
(Theodore HS)




13
6-9 • 268 • Fr. Forward
JAVIAN DAVIS-FLEMING
Canton, Miss.
(Canton HS)



15
6-8 • 205 • So. Forward
TYLER BARNES
Louisville, Ky.
(St. Xavier HS)




22
6-4 • 206 • Fr. Guard
DIANTE WOOD
Anniston, Ala.
(Sacred Heart Catholic HS)




23
6-5 • 197 • So. Guard
JOHN PETTY JR.
Huntsville, Ala.
(Mae Jemison HS)



24
5-11 • 168 • Sr. Guard
LAWSON SCHAFFER
Cullman, Ala.
(Cullman HS)



30
6-9 • 245 • So. Forward
GALIN SMITH
Clinton, Miss.
(Clinton HS)




34
6-6 • 225 • Jr. Guard/Forward
TEVIN MACK
Columbia, S.C.
(Texas)



AVERY JOHNSON
Head Coach Fourth Season
SOUTHERN, 1988



JOHN PELPHREY
Assoc. Head Coach Third Season
KENTUCKY, 1992



ANTOINE PETTWAY
Asst. Coach 11th Season
ALABAMA, 2004



YASIR ROSEMOND
Asst. Coach Second Season
OREGON, 2003

TABLE OF CONTENTS

THIS IS ALABAMA	
TV/Radio Roster	1
Schedule and Staff	2
Media Information and Quick Facts	3
The University	4-11
Alabama Basketball Locker Room	12-13
Coleman Coliseum	14
Crimson Tide Sports Network	15
The Southeastern Conference	16

2018-19 PREVIEW

Season Preview	18-19
Rosters	20-21
Schedule	22
Opponents	23-27
2018 SEC Tournament Bracket	28

COACHES AND STAFF

Avery Johnson	30-33
John Pelphrey	34
Antoine Pettway	35
Yasir Rosemond	36
Colton Houston/Alex Fain	37
Lou DeNeen/Blake Gray	38
Clarke Holter/Alex Accetta	39
Support Staff	40

PLAYER PROFILES

Daniel Giddens	42-43
Donta Hall	44-45
Dazon Ingram	46-47
Avery Johnson Jr.	48-49
Herbert Jones	50-51
Tevin Mack	52-53
Riley Norris	54-55
John Petty Jr.	56-57
Alex Reese	58-59
Lawson Schaffer	60-61
Galin Smith	62-63
Tyler Barnes	64
Javian Davis-Fleming	64
Kira Lewis Jr.	65
Diante Wood	65
Managers/Team Photo	66

2017-18 IN REVIEW

Season Notes	68-69
Results	70
Season Stats	71-75
Game Summaries	76-84

RECORDS AND STATS

Records Reference	86
Scoring Records	87-89
1,000-Point Scorers	90-93
Individual Records	94-99
Team Records	100-102
100-Point Games	103
Overtime Games	104
Coleman Coliseum Records	105
Coaching Records	106
All-Americans	107-110
SEC Honors	111-113
Academic Honors	114
Yearly Records	115-116
Year-by-Year Leaders	117-121
Yearly Results	122-139
Series Histories	140-151
Letterwinners	152-154
All-Time Starters	155-157
NBA History	158-165
USA Basketball	166

THE POSTSEASON

NCAA Results	168
NCAA Records	169
NCAA Box Scores	170-176
NIT Results	177
NIT Records	178

2018-19 SCHEDULE

Date	Opponent	TV	Location	Time (CT)
Oct. 30	MONTEVALLO (EXH)	SEC Network+	TUSCALOOSA	7 p.m.
Nov. 6	SOUTHERN	SEC Network+	TUSCALOOSA	7 p.m.
Nov. 11	APPALACHIAN STATE ¹	SEC Network	TUSCALOOSA	6 p.m.
Nov. 15	vs. Northeastern ²	ESPNU	Charleston, S.C.	1 p.m.
Nov. 16	vs. Virginia Tech/Ball State ²	ESPN/ESPN2/ESPNU	Charleston, S.C.	TBA
Nov. 18	vs. TBA ²	ESPN/ESPN2/ESPNU	Charleston, S.C.	TBA
Nov. 26	MURRAY STATE	SEC Network+	TUSCALOOSA	7 p.m.
Nov. 29	at UCF	ESPNU	Orlando, Fla.	6 p.m.
Dec. 4	GEORGIA STATE	SEC Network+	TUSCALOOSA	7 p.m.
Dec. 9	ARIZONA	ESPN	TUSCALOOSA	Noon
Dec. 18	vs. Liberty ³	TBA	Huntsville, Ala.	TBA
Dec. 21	PENN STATE	SEC Network	TUSCALOOSA	8 p.m.
Dec. 30	at Stephen F. Austin	ESPNU	Nacogdoches, Texas	5 p.m.
Jan. 5	KENTUCKY*	ESPN	TUSCALOOSA	11 a.m./Noon
Jan. 8	at LSU*	SEC Network	Baton Rouge, La.	8 p.m.
Jan. 12	TEXAS A&M*	SEC Network	TUSCALOOSA	2:30 p.m.
Jan. 16	at Missouri*	SEC Network	Columbia, Mo.	8 p.m.
Jan. 19	at Tennessee*	ESPN/ESPN2/ESPNU	Knoxville, Tenn.	1 p.m.
Jan. 22	OLE MISS*	ESPN/ESPNU	TUSCALOOSA	8 p.m.
Jan. 26	at Baylor ⁴	ESPN/ESPN2/ESPNU	Waco, Texas	11 a.m.
Jan. 29	MISSISSIPPI STATE*	SEC Network	TUSCALOOSA	7:30 p.m.
Feb. 2	at Auburn*	ESPN/ESPN2/ESPNU	Auburn, Ala.	7 p.m.
Feb. 6	GEORGIA*	SEC Network	TUSCALOOSA	8 p.m.
Feb. 9	at Vanderbilt*	SEC Network	Nashville, Tenn.	7:30 p.m.
Feb. 12	at Mississippi State*	SEC Network	Starkville, Miss.	8 p.m.
Feb. 16	FLORIDA*	ESPN/ESPN2/ESPNU	TUSCALOOSA	1 p.m.
Feb. 19	at Texas A&M*	SEC Network	College Station, Texas	8 p.m.
Feb. 23	VANDERBILT*	ESPN/ESPN2/ESPNU	TUSCALOOSA	5 p.m.
Feb. 26	at South Carolina*	ESPN/ESPN2/ESPNU	Columbia, S.C.	6 p.m.
March 2	LSU*	ESPN/ESPN2	TUSCALOOSA	11 a.m.
March 5	AUBURN*	ESPN/ESPN2/ ESPNU/SEC Network	TUSCALOOSA	8 p.m.
March 9	at Arkansas*	SEC Network	Fayetteville, Ark.	5 p.m.
March 13-17	at SEC Tournament	TBD	Nashville, Tenn.	TBD

All times Central and subject to change

1 Charleston Classic (Tuscaloosa, Ala.) | 2 Charleston Classic (Charleston, S.C.) | 3 Rocket City Classic (Huntsville, Ala.) | 4 SEC/Big 12 Challenge

* SEC game

BASKETBALL STAFF

Head Coach	Avery Johnson
Alma Mater	Southern, 1988
Record at Alabama	57-46 (Fourth season)
Career Record	57-46 (Fourth season)
Associate Head Coach	John Pelphrey (Kentucky, 1989)
Assistant Coaches	Antoine Pettway (Alabama, 2004) Yasir Rosemond (Oregon, 2003)
Director of Operations	Colton Houston
Operations Coordinator	Alex Accetta
Strength and Conditioning	Lou DeNeen
Athletic Trainer	Clarke Holter
Scouting and Recruiting Coordinator	Alex Fain
Director of Player Development	Blake Gray
Nutritionist	Amanda Poppleton
Graduate Managers	Donovan Kates, Patrick Niland
Executive Assistant	Brenda Holt
Administrative Assistant	Mary Margaret Strickland

CREDITS

The 2018-19 University of Alabama Men's Basketball Media Guide was produced by the staff of the UA Athletics Communications Office. The publication was written and edited by Aaron Jordan. Editorial assistance provided by Todd Bell and Nathan Sheehan. Cover design by Crimson Tide Productions. Photography by UA Athletics Director of Photography Kent Gidley and his staff. Special thanks to the Crimson Tide coaching staff, to the teams of the NBA for their photography assistance and the staff of the SEC office. Copyright 2018 by the Board of Trustees of The University of Alabama. "Roll Tide," "Crimson Tide," "Bama," and the primary and secondary logos are registered trademarks of The University of Alabama.

MEDIA INFORMATION

Credentials

Media credentials are available only to working members of the media who represent accredited outlets actively covering the event. All credential requests must be made through Alabama's online credentialing system. For further information, please contact Aaron Jordan at ajordan@ia.ua.edu.

Parking

A limited number of parking spaces outside Coleman Coliseum are available to the media on a priority basis. Because of limited space, parking requests should be submitted with credential requests. Outlets requesting space for a satellite truck must request space at least 48 hours in advance.

Entrance and Media Will Call

The Coleman Coliseum media entrance and media will call is located in the southeast corner of the Coliseum, facing the parking lot. Will call opens two hours prior to the start of the contest.

Media Room

The media room is located near the southeast corner of the Coliseum floor. Game notes and other gameday materials will be available in the room. The media room features counter space for writing, electrical outlets and internet connections.

Media Hospitality

Alabama provides a concession voucher to members of the media prior to each home game. The Coleman Coliseum concession stands open 90 minutes prior to tipoff. Media may eat meals in the media room or on press row. Drinks will also be provided in the media room. Television crews broadcasting the game must make prior arrangements to secure an area for a catered meal for the television crew.

INTERVIEW POLICIES

Head Coach Avery Johnson

All interview requests for head coach Avery Johnson must be made through Aaron Jordan in the Alabama Athletics Communications Office. There will be media opportunities each week, including the SEC Coaches Teleconference every other week beginning in January. Johnson is slated to speak at 10:56 a.m. CT. Contact the SEC office for additional details. Johnson will also make himself and players available to media a day prior to each game on most occasions.

Players

All interviews with players must be coordinated through the Alabama athletics communications office at least 24 hours in advance. Selected players will be made available prior to each game, in addition to postgame on game days. Please contact the athletics communications office for player availability. The team locker room is off limits to media representatives at all times. Media members are not permitted to call or contact players via social media outlets at any time.

Postgame

Coach Johnson will conduct his postgame press conference following each home contest in the media room. Requested players will be brought to the media room following Johnson's press conference. Interviews for the visiting team will be conducted at the discretion of the visiting media relations representative.

Practice Access

Practices are traditionally closed to the media and public. Limited viewing opportunities may be available throughout the course of the season. Please contact the athletics communications office for potential practice viewing opportunities.



QUICK FACTS

UNIVERSITY

Location	Tuscaloosa, Ala.
Founded	April 12, 1831
Enrollment	38,342
Conference	Southeastern
Colors	Crimson and White
Nickname	Crimson Tide
President	Dr. Stuart Bell
Athletic Director	Greg Byrne
Faculty Athletics Representative	Dr. James King
Arena	Coleman Coliseum (15,383)

COACHING STAFF

Head Coach	Avery Johnson
Alma Mater	Southern, 1988
Record at Alabama	57-46 (Fourth Season)
Career Record	57-46 (Fourth Season) 254-186 (Seven NBA Seasons) 311-232, .573 (11 Seasons)
Assoc. Head Coach	John Pelphrey
Assistant Coaches	Antoine Pettway Yasir Rosemond
Director of Operations	Colton Houston
Operations Coordinator	Alex Accetta
Strength and Conditioning	Lou DeNeen
Athletic Trainer	Clarke Holter
Scouting and Recruiting Coordinator	Alex Fain
Director of Player Development	Blake Gray
Nutritionist	Amanda Poppleton
Graduate Managers	Donovan Kates, Patrick Niland

TEAM INFORMATION

2017-18 Record	20-16
2017-18 SEC Record	8-10/t9th
2017-18 H/A/N Record	12-5/2-8/6-3
Starters Returning/Lost	4/1
Letterwinners Returning/Lost	10/2
Newcomers	4*

* includes transfer who sat out last season

PROGRAM HISTORY

All-Time Record	1,657-1,030-1 (.617)
SEC Record	783-606 (.564)
SEC Tournament Record	66-52 (.559)
SEC Championships	7 (1934, 56, 74t, 75t, 76, 87, 02)
SEC Divisional Championships	3 (2002, 05, 11)
SEC Tournament Championships	6 (1934, 82, 87, 89, 90, 91)
NCAA Appearances	20 (1975, 76, 82, 83, 84, 85, 86, 87!, 89, 90, 91, 92, 94, 95, 02, 03, 04, 05, 06, 12, 18)
NCAA Record	19-20! (.487)
NIT Appearances	15 (73, 77, 79, 80, 81, 93, 96, 99, 01, 07, 11, 13, 15, 16, 17)
NIT Record	24-18 (.571)
! 1987 NCAA Tournament appearance and record (2-1) were vacated	

ATHLETICS COMMUNICATIONS

Basketball Contact	Aaron Jordan
Director of Athletics Communications	
Office	205-348-6084
Mobile	205-913-1979
E-mail	ajordan@ia.ua.edu
Fax	205-348-8841
Website	www.RollTide.com
Mailing Address	1201 Coliseum Drive Room 170 Tuscaloosa, AL 35487

WHERE LEGENDS ARE MADE

A[®]



THE UNIVERSITY OF ALABAMA[®]

UA.EDU | #WHERELEGENDSAREMADE

ON YOUR CAMPUS...

ALABAMA PRESIDENT DR. STUART R. BELL

Dr. Stuart R. Bell became the 29th president of The University of Alabama in July 2015, bringing with him 30 years of experience in higher education. He had previously served at the Capstone for 16 years as a faculty member and then department head of mechanical engineering.

Since his return, the University has developed and implemented a strategic plan, Advancing the Flagship which elevates institutional focus on academic programs, research and creative activity, inclusion and diversity, as well as the recruitment and retention of outstanding faculty and staff. The Capstone has made significant investments in faculty to support the needs of a growing student body and an innovative research institution. Three new interdisciplinary research centers have been established, joining many other centers on campus focused on solving critical, real-world challenges. UA has continued to expand campus facilities and bolster academic and co-curricular programs, all of which draw exceptional students to campus.

Immediately prior to becoming UA's president, Dr. Bell was executive vice president and provost at Louisiana State University. Before his time at LSU, he served the University of Kansas as dean of the School of Engineering. Under his leadership, both institutions opened new facilities and saw great success in student recruitment and retention.

An Abilene, Texas, native, Dr. Bell earned a nuclear engineering degree from Texas A&M University in 1979. He earned his master's and doctorate degrees in mechanical engineering from the same university in 1981 and 1986, respectively.

It was also at Texas A&M that he met and fell in love with his wife, Susan. They have three adult children, Stuart, Stacy and Stephen, and they are the proud grandparents of one granddaughter, with another one due in the fall of 2018.





ON CAMPUS

NOT ALL LEGENDS WEAR SNEAKERS

UNIVERSITY OF
Tennessee
Dedicated by the
State of Tennessee
in 1794
Construction of
the Old Brick
Building
Completed in 1828
The Old Brick
Building was
destroyed by fire
in 1862 and
reconstructed
in 1868

The University of Alabama knows a thing or two about legends.

Legends have been made in our academic halls, on our athletic fields and courts, and through our endeavors to shape a better world through our teaching, research and service.

UA legends earn prestigious honors, such as Pulitzer Prizes, Emmy Awards, Heisman Trophies and Medals of Honor. They wear names like inventor, entrepreneur, best-selling author, pioneer, CEO, founder and national champion.

Here are just a few of our legends:

Best-selling authors: Harper Lee, "To Kill a Mockingbird"; Winston Groom, "Forrest Gump"; Kathryn Stockett, "The Help"; Mark Childress, "Crazy in Alabama"; and T.S. Stribling, "The Store."

CEO/Chairman of the Board/President: Marillyn Hewson, Lockheed Martin; W.W. Clements, Dr Pepper Company; Sam DiPiazza, PricewaterhouseCoopers; Thom Rainer, Lifeway Christian Resources; Vicki Hollub, Occidental Petroleum.

Pioneers and Founders: Millard Fuller, Habitat for Humanity; Jimmy Wales, Wikipedia; Joe Gibbs, Golf Channel; John Hendricks, Discovery Channel; Janet Gurwitch, Laura Mercier cosmetics; Morris Dees, Southern Poverty Law Center.

Science: Dr. Edward O. Wilson, biologist, researcher and two-time Pulitzer Prize-winning author; Robert Jemison Van de Graaff, scientist and inventor.

Film and Television: Chuck Gordon, producer of "Die Hard" movies and "Field of Dreams"; Sela Ward, television and film actress; Joe Scarborough, talk show host; Jim Nabors, actor; Tom Cheronos, director of "Seinfeld."

Journalism: Howell Raines, Pulitzer winner at The New York Times; John Cochran, prize-winning television journalist; Rece Davis, ESPN journalist.

It matters where you go to college. The University of Alabama is the fastest growing flagship in the country because of our commitment to excellence and the success of our graduates. For the last 11 years, UA has ranked in the top three for Goldwater Scholars, along with Harvard and Stanford. We also rank in the top three nationally for National Merit Scholars.

Learn more about how you can become a legend at gobama.ua.edu. You can also visit ua.edu/legends to read about more legends from The University of Alabama.

ON YOUR CAMPUS...





TOP RANKED

ONE OF AMERICA'S TOP-RANKED UNIVERSITIES

ON YOUR CAMPUS...

- Enrollment at The University of Alabama reached a record high of 38,563 for fall 2017. More than 40 percent of UA's 7,407-member freshman class scored 30 or higher on the ACT and 38 percent were in the top 10 percent of their high school graduating class. The entering class carries an average high school grade-point average of 3.72, with 34 percent having a high school GPA of 4.0 or higher.
- The University of Alabama is a leader among public universities nationwide in the enrollment of National Merit Scholars, with more than 500 currently enrolled.
- Ranked among the top 60 public universities in the nation in U.S. News and World Report's annual college rankings. UA's latest college rankings include:
 - The School of Law is ranked 27th among all law schools in the nation (ninth among public universities), spring 2018.
 - The School of Library and Information Studies is ranked 28th nationally in the latest rankings for library schools, spring 2018.
- University of Alabama students continue to win prestigious national awards. Fifty-three UA students have been named Goldwater Scholars, including two in 2018. The University of Alabama has produced a total of 15 Rhodes Scholars, 16 Truman Scholars, 33 Hollings Scholars and 13 Boren Scholars.
- Twenty-six current UA faculty have received National Science Foundation CAREER Awards, the nation's most prestigious recognition of top-performing young scientists, in disciplines ranging from nanoscience and engineering to biological sciences.
- UA was awarded a patent for a medical privacy tent developed by engineering students and Crimson Tide Athletics, firmly protecting the tent's capability to expand or collapse on the sideline of a football field.
- Fifteen University of Alabama graduates have accepted Fulbright awards to study and teach abroad during 2018-2019.
- *PRWeek Magazine* has recognized the public relations program in The University of Alabama's College of Communication and Information Sciences as one of the top five programs in the nation eight times in the past 10 years.
- Students at UA who competed in a NASA robotics contest came away with the top prize for the fourth year in a row in 2018. Alabama Astrobotics took the top prize at the NASA Robotic Mining Competition.
- *U.S. News and World Report* ranks The University of Alabama's Manderson Online Business Master's programs 13th in the nation.
- Public Accounting Report's 2017 rankings place UA's Culverhouse School of Accountancy's undergraduate program seventh, master's programs ninth and doctoral program seventh in the nation.
- UA's Army ROTC Ranger Challenge team won its second consecutive Brigade Ranger Challenge at Camp Blanding, Fla., in January 2018, defeating 10 other Ranger Challenge teams.
- UA is building a new Performing Arts Academic Center on the historic Bryce property. The \$60 million center will provide the theatre and dance department with space for performances and to expand its community programming and outreach.
- UA's Stran-Hardin Arena, a \$10 million vanguard facility for adapted sports, was unveiled in January 2018.



GREG BYRNE

DIRECTOR OF ATHLETICS



Greg Byrne, one of the most acclaimed and respected administrators in collegiate athletics, began his tenure as Alabama's Director of Athletics on March 1, 2017. His role at Alabama is his third venture at the helm of a major collegiate athletics program.

Since taking over, Byrne developed and implemented The Standard, a five-year strategic plan outlining the mission statement and core values of Alabama Athletics as well as benchmarks in the areas of academics, student-athlete welfare, athletics success, financial resources, facilities, staffing and operating with integrity. In addition, a 10-year comprehensive initiative focused on the renovation of facilities and development of an infrastructure that will drive future success was created.

Alabama Athletics celebrated its highest finish in program history in the Learfield Directors' Cup at the conclusion of the 2017-18 season, placing 14th thanks to a national championship in football, runner-up finishes in men's and women's golf and NCAA postseason appearances by men's basketball, gymnastics, soccer, softball, men's and women's swimming & diving, men's tennis, men's and women's cross country, men's and women's indoor track & field and men's and women's outdoor track & field. The Tide also continued its run of excellence in the classroom, leading the nation in Academic All-Americans with 11.

Prior to coming to Alabama, Byrne was Vice President for Athletics at the University of Arizona from 2010-17 and was Director of Athletics at Mississippi State University from 2008-10. With more than 20 years of experience as an athletics administrator, Byrne has fashioned an impressive administrative career hallmarked by consistent success in fundraising, innovative strategies and competitive success with a strong emphasis on academic excellence.

Throughout his career, Byrne has been consistently more impactful and successful with each step up the administrative ladder. As a fundraiser, he has been directly involved in raising more than \$200 million in gifts during his career. As a leader of competitive athletics programs, he has fostered major improvements across the spectrum of sports at both programs he has led. A

proponent of developing student-athletes into productive people after college, Byrne has led programs that have attained academic success at levels not reached prior to his tenure.

He also has deep experience working in the Southeastern Conference (SEC), having spent 2002 to 2005 at the University of Kentucky as Associate Athletics Director for Development and Fundraising before a four-year stint at Mississippi State (2006-10). From 2006-08, Byrne served as Associate Athletics Director for External Affairs at MSU before becoming Director of Athletics.

Under Byrne's leadership, Arizona Athletics underwent more than \$140 million in construction and renovation of athletics facilities. That work was highlighted by the \$72 million Lowell-Stevens Football Facility, the addition of two video boards in Arizona Stadium (football), and a new scoreboard in the McKale Center (basketball). Additionally, Byrne oversaw a \$30 million renovation of the McKale Center, a project that included upgraded locker rooms, seating, restrooms, concessions, enhanced lighting and a new playing floor.

At Mississippi State, where he was the youngest athletics director in the SEC and the youngest to lead an athletic program at the NCAA Division I-A level, Byrne oversaw the hiring of head football coach Dan Mullen and former head baseball coach and current Director of Athletics John Cohen.

In addition to his role as Director of Athletics, Byrne serves on several committees at both the conference and national levels including the United States Olympic Committee Collegiate Advisory Council, the Division I Football Oversight Committee and the Southeastern Conference Security Committee. He also serves as first vice president of the National Association of Collegiate Directors of Athletics.

As the son of veteran athletics administrator Bill Byrne, one of the nation's most prominent college sports administrators with 30 years of experience as an Athletics Director, Greg Byrne has been around the enterprise of running successful athletic programs for most of his life.

A native of Pocatello, Idaho, Byrne earned his bachelor's degree from Arizona State University in 1994 and his master's degree from Mississippi State University in 2009. Byrne is married to the former Regina Misa of Junction City, Ore., and the couple has two sons, Nick and Davis.



Greg and his wife, Regina, with sons Nick and Davis.

ATHLETICS ADMINISTRATION



FINUS GASTON
DEPUTY DIRECTOR OF ATHLETICS/CFO



KEVIN ALMOND
EXECUTIVE ASSOCIATE ATHLETICS DIRECTOR



DR. JAMES KING
FACULTY ATHLETICS REPRESENTATIVE



MARIE ROBBINS
SENIOR ASSOCIATE ATHLETICS DIRECTOR/SWA



J BATT
SENIOR ASSOCIATE ATHLETICS DIRECTOR, DEVELOPMENT



JON DEVER
SENIOR ASSOCIATE ATHLETICS DIRECTOR, STUDENT SERVICES



JEFF PURINTON
SENIOR ASSOCIATE ATHLETICS DIRECTOR, EXTERNAL OPERATIONS



MATT SELF
SENIOR ASSOCIATE ATHLETICS DIRECTOR, COMPLIANCE




JEFF ALLEN
ASSOCIATE ATHLETICS DIRECTOR, SPORTS MEDICINE



CHRIS BESANCENEY
ASSOCIATE ATHLETICS DIRECTOR, TICKETING AND TIDE PRIDE



TOMMY FORD
ASSOCIATE ATHLETICS DIRECTOR, ALUMNI RELATIONS



TIFFINI GRIMES
ASSOCIATE ATHLETICS DIRECTOR, COMPLIANCE/ CHIEF DIVERSITY OFFICER



BRAD LEFORD
ASSOCIATE ATHLETICS DIRECTOR, STRATEGIC MARKETING




JESSICA PARÉ
ASSOCIATE ATHLETICS DIRECTOR, COMMUNICATIONS



JEFF SPRINGER
ASSOCIATE ATHLETICS DIRECTOR, EQUIPMENT OPERATIONS



AARON VOLD
ASSOCIATE ATHLETICS DIRECTOR, DEVELOPMENT



JUSTIN BRANT
ASSISTANT ATHLETICS DIRECTOR, CRIMSON TIDE PRODUCTIONS




BURTON BURNS
ASSISTANT ATHLETICS DIRECTOR, FOOTBALL



CHRIS DARLING
ASSISTANT ATHLETICS DIRECTOR, DEVELOPMENT



MICHAEL DEAN
ASSISTANT ATHLETICS DIRECTOR, COMPLIANCE



JESSIE GARDNER
ASSISTANT ATHLETICS DIRECTOR, STUDENT-ATHLETE ENHANCEMENT



RAND HARRIS
ASSISTANT ATHLETICS DIRECTOR, INFORMATION TECHNOLOGY



ALLISON JEFFREYS
ASSISTANT ATHLETICS DIRECTOR, HUMAN RESOURCES



RED LEONARD
ASSISTANT ATHLETICS DIRECTOR, EVENT MANAGEMENT



DANIEL LYERLY
ASSISTANT ATHLETICS DIRECTOR, FOOTBALL VIDEO SERVICES



RYAN MAJERCIK
ASSISTANT ATHLETICS DIRECTOR, MARKETING AND FAN DEVELOPMENT



JOSH MAXSON
ASSISTANT ATHLETICS DIRECTOR, FOOTBALL COMMUNICATIONS



ELLIS PONDER
ASSISTANT ATHLETICS DIRECTOR, FOOTBALL OPERATIONS



BRANDON SEVEDGE
ASSISTANT ATHLETICS DIRECTOR, FACILITIES



KYLE VASEY
ASSISTANT ATHLETICS DIRECTOR, STRATEGIC PLANNING




AMY WOODS
ASSISTANT ATHLETICS DIRECTOR, FINANCE



ALABAMA CRIMSON TIDE BASKETBALL



PLAYER LOCKER ROOM



The Crimson Tide basketball program already boasts one of the top competition venues in the nation and the team also has one of the finest basketball facilities in its possession. Housed behind a pair of elegant frosted glass doors emblazoned with the Tide's signature 'A' lies a state-of-the-art space that gives the current players everything they need for success on the court and in the classroom, while also providing a crown jewel for the program in attracting the nation's top talent.

Upon entering the facility in the southeast corner of Coleman Coliseum, players have a large, open and well-lit area furnished with tables, chairs, study carrels and computer work stations to pursue their academic course work with the same intensity and focus exhibited on the court. Adjacent to this area is the team's player lounge that features a more laid back environment, complete with over-sized leather chairs and couches, a custom pool table and three large flat-screen televisions complete with videogame systems to allow the players to relax and enjoy each other's company. In addition, the lounge also features a nutrition area complete with a fully-stocked kitchen to help the team hydrate and nourish their bodies so they are able to train and compete at the highest level throughout the year.

The rest of the facility is all business with a circular film room featuring comfortable stadium seating angled around a large projection screen. The room is equipped with the finest suite of video analysis software and tools designed to give the Tide a competitive scouting advantage against every opponent on its schedule. Next to the team's film room is the heart of the facility, the Tide's locker room. With a similar circular design, the Tide's detailed lockers constructed out of richly polished wood surround an Alabama logo woven into the room's carpet. Each player has his own deep locker with adequate space to accommodate all his personal and athletic needs. A shower and restroom facility featuring detailed tile and fixtures were designed specifically for a basketball player's physique. There is an equally impressive locker room for coaches and staff members as well as a conference room to develop and evaluate practice and game plans.

Just steps outside the locker room is the team's dedicated equipment room that gives each player easy access to his practice equipment and uniform. The equipment room also keeps a fully-stocked line of Nike shoes and performance apparel to ensure that each Tide player is outfitted in the finest equipment and athletic gear in the world.

As much as the player's comforts are taken care of the facility, the bumps and bruises that come along with playing in the Southeastern Conference are also addressed as a complete training room is enclosed within the facility's confines. The training room houses all of the team's medical needs with taping tables, evaluation stations and the most modern physical rehabilitation equipment available as well as a full-size cold tub and whirlpool to keep each player's body capable of performing at an elite level.

These various additions address the equally varied needs of the student-athlete devoting equal space to the team's academic, athletic and medical demands in a facility that is sure to give the current roster and generations of future UA players tools for everyday success.



PLAYER ENTRANCE



LOCKER ROOM SUITE



NUTRITION/KITCHEN AREA



PLAYER LOUNGE



TRAINING ROOM



PRACTICE FACILITY



COLEMAN COLISEUM

Since 1968, Coleman Coliseum has served as the home court of the Crimson Tide basketball team and the vaunted structure has seen more than 500 Alabama wins under its distinctive arched roof.

Originally known as Memorial Coliseum, it remains one of college basketball's finest facilities and was decades ahead of its time when originally constructed at a cost of \$4.2 million. The structure occupies two acres of land, with the roof reaching 90 feet above the playing surface and almost 100,000 square feet of space in the main seating bowl. At its inception, the Coliseum's capacity of 15,032 was easily the biggest in the Southeastern Conference and the fifth-largest in the nation.

In 1988, the arena was re-dedicated as Coleman Coliseum in honor of Jeff Coleman, a longtime Crimson Tide historian, business manager and alumni director, who served on the committee that oversaw the Coliseum's planning and construction.

Coleman Coliseum saw its greatest transformation prior to the 2005-06 season, when the entire facility was updated in grand fashion. Behind

a bold modernized facade, the interior lobbies and concourses were expanded and upgraded along with offices, locker rooms and support facilities. In the main seating area, 15,316 new seats, all theater style and many of them padded, welcomed raucous crowds along with a new club area along the east side of the court. The improvements didn't stop there, as the consistently evolving facility continues to receive upgrades each season to keep it at the forefront of the nation's basketball facilities. The most recent updates included a new state-of-the-art high-definition scoreboard hanging over center court and additional courtside seating to bring the facility's capacity to 15,383.

The Coliseum also features an auxiliary training facility that houses two full-size courts at the team's disposal for practices and individual workouts. The facility also includes state-of-the-art video, training, weight and equipment rooms.

In addition to Alabama's 15 NBA first-round draft picks, the Coliseum has welcomed some of the finest players in college basketball history.



CRIMSON TIDE SPORTS NETWORK

The Crimson Tide Sports Network (CTSN) will bring Alabama basketball to fans around the state by radio on the Crimson Tide Sports Network and to fans around the world, via the internet with a link through the Tide's official website RollTide.com and on XM Radio.

The CTSN's basketball crew includes Chris Stewart calling the play-by-play and former Tide player Bryan Passink providing color and analysis. Tom Stipe is the producer/engineer for the radio broadcast crew.

Alabama's basketball broadcasts are produced by the Crimson Tide Sports Network, which is a joint venture between Learfield Communications of Jefferson City, Mo., and IMG College of Winston-Salem, N.C. CTSN is headquartered in Tuscaloosa with Jim Carabin as its general manager. CTSN sales executives include Brooks Blakey, Tom Brooks, Luke Holcomb and Chris Hand.

Gameday coverage of Alabama basketball begins one hour before tipoff time and includes the pre-game comments of coach Avery Johnson. After each game, the crew visits with coach Johnson and Alabama players who made an impact on the game.

HEY, COACH!

It's the greeting Alabama fans typically use to open the call: "Hey, Coach!" and that's also the name of CTSN's weekly call-in show. From August through Nov. 21, "Hey, Coach" airs every Thursday night from 6:30 to 8:00 p.m. CT. The show moves to Monday nights from 6-7 pm. CT beginning on Monday, Nov. 26. Chris Stewart plays host to the show live at Baumhower's Victory Grille in Tuscaloosa. Coach Avery Johnson joins the show during the basketball season to answer questions from Alabama fans on the phone and at the restaurant.

THE AVERY JOHNSON SHOW

Basketball fans get an insider's view each week during the season on "The Avery Johnson Show." The Tide's head coach offers insight on Alabama's week, previewing the games ahead and reviewing recent games. Chris Stewart is the host of the 30-minute show. The show airs on Birmingham's CBS-42, Montgomery's WNCF-32, Tuscaloosa's WVUA, Huntsville's WZDX-54 and Cox Sports Television.

TIDE TV THIS WEEK

Alabama fans can see more of the Tide each week on CTSN's 30-minute weekly television show, "Tide TV This Week." Chris Stewart hosts this weekly look at all the Tide's teams, with emphasis on basketball from November through the NCAA Tournament. The show airs on CBS42 in Birmingham, WVUA in Tuscaloosa, WNCF-32 in Montgomery, WAMY-8 in Huntsville and WJTC-44 in Mobile.



2018-19 BASKETBALL NETWORK AFFILIATES

Anniston	WHMA-FM 95.5
Arab	WAFN-FM 92.7
Ashland.....	WCKF-FM 100.7
Birmingham	WENN-AM 1320
Birmingham	WPYA-FM 97.3
Birmingham	WBHJ-HD2 95.7
Brewton	WKNU-FM 106.3
Centre	WEIS-AM 990
Centre	WEIS-FM 100.5
Columbus, Ga.	WIOL-FM 95.7
Cullman	WFMH-AM 1340
Decatur	WWTM-AM 1400
Dothan	WBBK-FM 93.1
Florence	WYTK-FM 93.9
Ft. Payne	WFPA-AM 1400
Gadsden	WAAX-AM 93.1
Gadsden	WGMZ-FM 93.1
Georgiana/Greenville.....	WFXX-FM 107.7
Haleyville	WWWH-FM 92.7
Hattiesburg, Miss.	WFOR-AM 950
Hattiesburg, Miss.	WFOR-FM 92.7
Huntsville	WUMP-AM 730
Huntsville	WUMP-FM 103.9
Huntsville	WWFF-FM 93.3
Jackson, Ala.	WHOD-FM 94.5
Jasper	WJLX-AM 1240
Jasper	WJLX-FM 101.5
Linden/Demopolis.....	WINL-FM 98.5
Lynchburg, Tenn.	WHMT-AM 740
Lynchburg, Tenn.	WHMT-FM 105.1
Mobile	WNSP-FM 105.5
Monroeville	WMFC-FM 99.3
Montgomery	WLWI-AM 1440
Montgomery	WAFX-FM 95.1
Montgomery	WAFX-HD3 95.1-3
Pensacola, Fla.	WPNN-AM 790
Pensacola, Fla.	WPNN-FM 103.7
Rome, Ga.	WLAQ-AM 1410
Russellville	WGOL-AM 920
Russellville	WGOL-FM 100.7
Scottsboro.....	WKEA-FM 98.3
Selma	WDXX-FM 100.1
Sylacauga	WFEB-AM 1340
Tallassee	WTLS-AM 1300
Tallassee	WTLS-FM 106.5
Tuscaloosa	WFFN-FM 95.3
Vernon	WJEC-FM 106.5
Winfield	WKXM-AM 1300
Winfield	WKXM-FM 97.7



Alabama men's basketball broadcast crew (from left) color analyst Bryan Passink, play-by-play Chris Stewart and engineer/producer Tom Stipe.

INTRODUCTION

THE SOUTHEASTERN CONFERENCE

Throughout the history of men's college basketball, the Southeastern Conference has captured 11 NCAA Championships and four NIT titles, making the SEC one of the nation's top basketball conferences.

THE NATION'S BEST COACHES

- All 14 SEC coaches have led their teams to the NCAA Tournament and have combined for 113 NCAA appearances.
- Ten SEC coaches have taken their teams to the Sweet 16, eight have advanced to the Elite Eight and six have gone on to the Final Four (includes Division II).
- Six SEC coaches - Bruce Pearl, Tom Crean, John Calipari, Ben Howland, Frank Martin and Rick Barnes - have been head coaches in the Final Four (includes DII) with two winning national championships.
- The coaches have combined for nearly 5,000 career wins.

THE NATION'S BEST PLAYERS

- Seven SEC players were selected at the 2018 NBA Draft, including five who were chosen in the first round.
- The 2018 NBA Draft marked the third time (1988 and 2015) that the SEC has had four lottery picks in a single NBA Draft.
- The SEC has had at least five first round NBA Draft picks in three of the last four years.
- LSU's Ben Simmons was drafted No. 1 overall in the 2016 NBA Draft. He is the fifth SEC player to be picked first overall in the draft and the fourth in the last eight years.
- The SEC's 23 Lottery Picks since 2010 are the most of any conference.
- Over the last nine NBA Drafts, 65 SEC players have heard their names called. Thirty-nine of those were selected

in the first round and four were the No. 1 overall pick.

- Six SEC teams have recruiting classes that rank in the Top 25 of ESPN.com's national rankings - Kentucky (2), LSU (5), Vanderbilt (9), Florida (18), Mississippi State (21) and Arkansas (24).
- Twenty-one players ranked in the Top 100 of ESPN.com's Class of 2018 rankings have signed with SEC schools, including 13 of the Top 50 players in the class and eight of the Top 25.
- Six former SEC players were selected as NBA All-Stars in 2018.

POSTSEASON SUCCESS

- The SEC's eight NCAA Tournament selections in 2018 are the most in league history. The previous record was six which was accomplished nine times, most recently in 2008.
- The SEC's 10 teams advancing to postseason play in 2018 (8 NCAA, 2 NIT) ties for the most in league history. In 2001, six SEC teams received NCAA Tournament invites while four participated in the NIT.
- SEC teams are 54-30 (64.3 percent) in the NCAA Tournament since 2012 (10-3 in 2012, 4-3 in 2013, 12-3 in 2014, 6-5 in 2015, 3-3 in 2016, 11-5 in 2017 and 8-8 in 2018).
- SEC teams are 31-9 (77.5 percent) in postseason opening games over the last five years (7-0 in 2014, 6-2 in 2015, 5-2 in 2016, 5-3 in 2017 and 7-2 in 2018).
- The SEC has had at least one team advance to the Sweet 16 in 28 of the last



29 years. All of the SEC's 14 members have advanced to the Sweet 16 since 1996.

- The SEC has had a team in the Final Four in five of the last eight years.
- Seven different SEC teams (Arkansas, Florida, Georgia, Kentucky, LSU, Mississippi State and South Carolina) have appeared in the Final Four.
- The SEC had representatives in both the men's and women's Final Four for the 13th time in 2017.
- Every team in the SEC has made at least one NCAA Tournament appearance in the last 10 editions of the NCAA Tournament.

ACADEMICS

- A total of 69 men's basketball students were named to the 2017-18 SEC Academic Honor Rolls for having a grade point average of 3.00 or above for either the preceding academic year or a cumulative grade point average of 3.00 or above.
- 359 men's basketball students have been named to the SEC's Academic Honor Rolls over the last five years.
- LSU's Skylar Mays was a CoSIDA Second Team Academic All-America selection.

THE SEC TOURNAMENT



The 2019 Southeastern Conference Men's Basketball Tournament returns to Bridgestone Arena in Nashville. It will be the eighth time that the arena has served as the host of the SEC Tournament, having also hosted in 2001, 2006, 2010, 2013, 2015, 2016 and 2017. Also the home of the NHL's Nashville Predators, Bridgestone Arena has the distinction of being one of the busiest venues in the United States over the past decade and a half, hosting more than 18 million guests during that time. Seating capacity is approximately 19,395 for basketball games.

The winner of the 13-game tournament receives the SEC's automatic bid to the NCAA Tournament. The tournament seeds are determined by the 18-game regular season conference schedule. Teams are seeded 1-14 based on their regular season conference finish.

The SEC has shown extraordinary balance in the tournament, evidenced by the fact that a different school won the first seven titles after the renewal. The event has helped set the stage for SEC teams in the NCAA Tournament, as 25 of the tournament champions since the tournament resumed in 1979 have advanced to at least the Sweet 16. Three of the last 21 SEC Tournament champions have gone on to win the national championship. Since the renewal in 1979, the SEC Tournament Champion has failed to win at least one NCAA Tournament game only four times.

Kentucky leads the league with 31 SEC Tournament titles. Alabama is second with six, while Tennessee and Florida are tied for third with four. Mississippi State has three championship trophies while Georgia, Ole Miss and Vanderbilt have two. Arkansas, Auburn, LSU and former league member Georgia Tech have each won one SEC Tournament championship.

MARCH 13-17

NASHVILLE, TENN.

BRIDGESTONE ARENA

2018-19 SEASON PREVIEW

INSIDE

Season Preview	18-19
Rosters	20-21
Schedule	22
Opponents	23-27
2019 SEC Tournament Bracket	28





MEN'S BASKETBALL PREVIEW

By Tim Gayle and Aaron Jordan

Last year, they were five freshmen. This year, they're four sophomores.

"A lot of guys are older. We've been in the system and we know the plays," said senior Avery Johnson Jr. "Last year, there were five freshmen. Now, it's more of a veteran group. We've been around the block so we know what to do, we've just got to get it done when the time comes."

The Alabama men's basketball program is looking to improve on last year's trip to the NCAA Tournament and the development of the four sophomores in replacing the fifth – 2018 leading scorer Collin Sexton, now with the Cleveland Cavaliers – will be critical if the Tide hopes to continue its ascent in the Southeastern Conference standings.

"It's going to be huge that we have a whole lot of experience," said one of the four, forward/guard Herbert Jones. "We had five freshmen last year. Returning so much experience, I think it'll be easier because we know what to expect. We took a huge loss on the offensive end, but over the summer we've worked and I don't feel like there will be a drop off. Hopefully, we'll do better than we did last season."

Forwards Alex Reese and Galin Smith, along with Jones and John Petty, comprise the youthful but maturing face of Alabama basketball. Throw in Riley Norris, a fifth-year senior who sat out last season with an injury, senior forward Donta Hall and wing player Tevin Mack, who sat out last season after transferring from Texas, sprinkle in Dazon Ingram, Avery Jr., and Daniel Giddens, and throw in the exciting new faces of Kira Lewis, Diante Wood and Javian Davis-Fleming, and it's easy to see why fourth-year coach Avery Johnson thinks his team is ready to take another step toward national prominence.

"We think with our talent and the depth we have at all of our positions, hopefully we'll have a little bit more of a balanced team," Johnson said. "Hopefully, we'll more guys in double figures. Better ball movement and player movement will cause us to be a little harder to stop. We'll become a more balanced team."

Sexton was one of the most exciting players in the nation last year, not only because of his talent but because Alabama's offense was forced to rely on him so much. This year, without Sexton, how will the Tide score points?

It starts with good ball-handling at the point guard position, more consistent shooting from Petty at guard and more production from his wing players.

"If a quarterback has multiple wide receivers to throw the ball to and a tight end that can catch the ball and running backs, that's the same thing for us," Johnson said. "We have to have (forwards) that we can post up; we've got to have 'fours' (power forwards) that can pick and pop and space the floor; we've got to have (guards on the wing) that can make shots and handle the ball but also get offensive rebounds; we've got to have point guards that can play on the ball and off the ball. I think if we can do that, we'll be a little harder to stop."

Avery Jr., will direct the offense, along with the highly touted Kira Lewis, one of the nation's top prospects a year ago.

"He has a bright future, but it's not going to happen overnight," Johnson said. "We'll take it slow. We're not in any rush with him but, man, he's talented. He has a high ceiling."

The addition of Mack could help the Tide become a more feared offensive unit.

"We didn't shoot a high enough (3-point) percentage last season," Johnson said. "If you look at the teams that made the Elite Eight, they take care of the ball, they don't have a lot of careless turnovers and they make their wide-open looks. Hopefully, guys like Mack can help us there."

A tougher schedule helped Alabama land an NCAA Tournament berth last season and 13 of the Tide's 2018-19 opponents were ranked in the top 75 nationally in RPI last season, including Northeastern, Murray State, Arizona, Penn State, Kentucky, Texas A&M, Missouri, Tennessee, Baylor, Mississippi State, Auburn, Florida and Arkansas.


"We want to continue to move forward and we want to continue to make progress," Johnson said. "Our guys know that with two or three more wins, you move from being a ninth seed (in the NCAA Tournament) to, potentially, a fifth or sixth seed and maybe you're playing in Nashville and not Pittsburgh."

Sexton's late-season heroics were a prime catalyst in the Tide's first NCAA appearance since 2012. This year, it'll take a team effort.

"We have to be more of a unit," said Avery Jr. "No one guy is going to replace him. We've got to have everybody doing their part."

This year's schedule will be another challenging one as four of the Tide's 11 known non-conference opponents won a regular season or tournament championship last season, while six reached either the NCAA or NIT a year ago.

This year's non-league slate will be highlighted by a pair of home matchups against Arizona (Dec. 9) and defending NIT champion Penn State (Dec. 21). In addition to those contests, Alabama will play a total of six non-conference games under the arched roof of Coleman Coliseum. The Tide will welcome Murray State (Nov. 26) and Georgia State (Dec. 4) to Tuscaloosa this year, each of which won their respective league championship last season to earn an automatic bid to the 2018 NCAA Tournament, along with Southern (Nov. 6) and Appalachian State (Nov. 11).



Donta Hall, who returns as the Tide's leading scorer (10.6 ppg) and rebounder (6.6 rpg), set a single-season school record in field goal percentage (.726), while also leading the SEC in dunks (75) as a junior.



John Petty set the UA freshman three-point record for makes and attempts a year ago, knocking down 90-of-142 treys, while averaging 10.2 ppg in 2017-18.

2018-19 OUTLOOK

Non-conference road contests include UCF, Stephen F. Austin, Baylor and a trio of highly-touted opponents at the Charleston Classic.

In addition to playing six true home games, the Crimson Tide will return to Huntsville, Ala., for the third consecutive year of the Rocket City Classic, taking on Liberty at the Von Braun Center on Dec. 18.

"Our strategy each year is to have one of the strongest non-conference schedules in the country – one that will challenge our coaches and players, and be exciting for our fans. This year's schedule certainly meets that criteria. We will welcome some terrific teams to Coleman Coliseum – Power 5 and high-quality mid-major programs – and we will face some great competition on the road against teams that are favored in their respective conference to reach this year's NCAA Tournament. There is no doubt this schedule will prepare us well for the SEC season."

The Tide's home-and-home opponents for the upcoming season include LSU (Jan. 8 in Baton Rouge, La., and March 2 in Tuscaloosa), Texas A&M (Jan. 12 in Tuscaloosa and Feb. 19 in College Station, Texas), Mississippi State (Jan. 29 in Tuscaloosa and Feb. 12 in Starkville, Miss.), Auburn (Feb. 2 in Auburn, Ala., and March 5 in Tuscaloosa) and Vanderbilt (Feb. 9 in Nashville, Tenn., and Feb. 23 in Tuscaloosa).

Along with its home-and-home contests, the Tide will have a home schedule which, in addition to the league opener against Kentucky, includes Ole Miss (Jan. 22), Georgia (Feb. 6) and Florida (Feb. 16).

Additional road games will consist of Missouri (Jan. 16), Tennessee (Jan. 19), South Carolina (Feb. 26) and Arkansas (March 9).

The SEC Tournament will return to Bridgestone Arena in Nashville, Tenn., after a year hiatus and will be played March 13-17, 2019.

OUTLOOK

2018-19 ROSTERS

NUMERICAL ROSTER

No.	Name	Pos.	Ht.	Wt.	Cl.	Hometown (Previous School)
0	Donta Hall	F	6-9	230	Sr.	Luverne, Ala. (Luverne HS)
1	Riley Norris [^]	G/F	6-7	212	Gr.	Albertville, Ala. (Albertville HS)
2	Kira Lewis Jr.	G	6-3	167	Fr.	Meridianville, Ala. (Hazel Green HS)
3	Alex Reese	F	6-9	238	So.	Pelham, Ala. (Pelham HS)
4	Daniel Giddens	F/C	6-11	247	Jr.	Mableton, Ga. (Ohio State)
5	Avery Johnson Jr.	G	5-11	187	Gr.	Houston, Texas (Texas A&M)
10	Herbert Jones	G	6-7	206	So.	Greensboro, Ala. (Hale Country HS)
12	Dazon Ingram	G	6-5	210	Jr.	Theodore, Ala. (Theodore HS)
13	Javian Davis-Fleming	F	6-9	268	Fr.	Canton, Miss. (Canton HS)
15	Tyler Barnes	F	6-8	205	So.	Louisville, Ky. (St. Xavier HS)
22	Diante Wood	G	6-4	206	Fr.	Anniston, Ala. (Sacred Heart Catholic HS)
23	John Petty	G	6-5	197	So.	Huntsville, Ala. (Mae Jemison HS)
24	Lawson Schaffer	G	5-11	168	Sr.	Cullman, Ala. (Cullman HS)
30	Galin Smith	F	6-9	245	So.	Clinton, Miss. (Clinton HS)
34	Tevin Mack	G/F	6-8	225	Jr.	Columbia, S.C (Texas)

ALPHABETICAL ROSTER

No.	Name	Pos.	Ht.	Wt.	Cl.	Hometown (Previous School)
15	Tyler Barnes	F	6-8	205	So.	Louisville, Ky. (St. Xavier HS)
13	Javian Davis-Fleming	F	6-9	268	Fr.	Canton, Miss. (Canton HS)
4	Daniel Giddens	F/C	6-11	247	Jr.	Mableton, Ga. (Ohio State)
0	Donta Hall	F	6-9	230	Sr.	Luverne, Ala. (Luverne HS)
12	Dazon Ingram	G	6-5	210	Jr.	Theodore, Ala. (Theodore HS)
5	Avery Johnson Jr.	G	5-11	187	Sr.	Houston, Texas (Texas A&M)
10	Herbert Jones	G	6-7	206	So.	Greensboro, Ala. (Hale Country HS)
2	Kira Lewis Jr.	G	6-3	167	Fr.	Meridianville, Ala. (Hazel Green HS)
34	Tevin Mack	G/F	6-6	225	Jr.	Columbia, S.C. (Texas)
1	Riley Norris [^]	G/F	6-7	212	Gr.	Albertville, Ala. (Albertville HS)
23	John Petty	G	6-5	197	So.	Huntsville, Ala. (Mae Jemison HS)
3	Alex Reese	F	6-9	238	So.	Pelham, Ala. (Pelham HS)
24	Lawson Schaffer	G	5-11	168	Sr.	Cullman, Ala. (Cullman HS)
30	Galin Smith	F	6-9	245	So.	Clinton, Miss. (Clinton HS)
22	Diante Wood	G	6-4	206	Fr.	Anniston, Ala. (Sacred Heart Catholic HS)

[^] Earned a medical reshirt after playing in nine games in 2017-18

COACHES AND STAFF

Avery Johnson	Head Coach
John Pelphrey	Associate Head Coach
Antoine Pettway	Assistant Coach
Yasir Rosemond	Assistant Coach
Lou DeNeen	Strength and Conditioning
Colton Houston	Director of Operations
Alex Accetta	Operations Coordinator
Blake Gray	Director of Player Development
Alex Fain	Scouting and Recruiting Coordinator
Clarke Holter	Athletic Trainer
Donovan Kates/Patrick Niland	Graduate Managers

TOP RETURNERS

SCORING/GAME

Donta Hall	10.6
John Petty	10.2
Dazon Ingram	9.7

REBOUNDING/GAME

Donta Hall	6.6
Dazon Ingram	5.7
Herbert Jones	3.5

ASSISTS/GAME

Dazon Ingram	2.6
John Petty	1.8
Herbert Jones	1.4

STEALS/GAME

Dazon Ingram	0.9
Riley Norris	0.7
Avery Johnson Jr.	0.7

BLOCKS/GAME

Donta Hall	2.0
Daniel Giddens	1.5
Galin Smith	0.7

FIELD GOAL PERCENTAGE

Donta Hall	.726
Galin Smith	.627
Daniel Giddens	.586

THREE-POINT PERCENTAGE

John Petty	.372
Alex Reese	.324
Riley Norris	.300

FREE-THROW PERCENTAGE

Avery Johnson Jr.	.800
Alex Reese	.786
John Petty	.711

ROSTER INFORMATION

STARTERS RETURNING (4)

No.	Name	Pos.	Ht.	Wt.	Cl.	Hometown (Previous School)	GP/GS	PPG	RPG	APG	MPG	Other
0	Donta Hall	F	6-9	230	Sr.	Luverne, Ala. (Luverne HS)	34/31	10.6	6.6	0.6	23.7	2.0 bpg
10	Herbert Jones	G	6-7	206	So.	Greensboro, Ala. (Hale County HS)	35/13	4.2	3.5	1.4	21.2	1.3 spg
12	Dazon Ingram	G	6-5	210	Jr.	Theodore, Ala. (Theodore HS)	35/33	9.7	5.7	2.6	28.8	0.9 spg
23	John Petty	G	6-5	197	So.	Huntsville, Ala. (Mae Jamison HS)	36/29	10.2	2.6	1.8	28.52.5	3s/game

STARTERS LOST (1)

No.	Name	Pos.	Ht.	Wt.	Cl.	Hometown (Previous School)	GP/GS	PPG	RPG	APG	MPG	Other
2	Collin Sexton	G	6-3	190		Mableton, Ga. (Pebblebrook HS)	33/22	19.2	3.8	3.6	29.9	0.8 spg

OTHER KEY RETURNEES (6)

No.	Name	Pos.	Ht.	Wt.	Cl.	Hometown (Previous School)	GP/GS	PPG	RPG	APG	MPG	Other
1	Riley Norris [^]	G/F	6-7	212	Gr.	Albertville, Ala. (Albertville HS)	9/3	4.8	2.4	0.7	18.4	
3	Alex Reese	F	6-9	238	So.	Pelham, Ala. (Pelham HS)	32/1	4.0	2.8	0.3	11.6	
4	Daniel Giddens	F/C	6-10	247	Jr.	Mableton, Ga. (Ohio State)	33/7	3.8	3.6	0.3	18.2	1.5 bpg
5	Avery Johnson Jr.	G	5-11	187	Gr.	Houston, Texas (Texas A&M)	36/0	4.3	1.1	0.8	13.9	
24	Lawson Schaffer	G	5-11	245	Sr.	Cullman, Ala. (Cullman HS)	14/0	0.6	0.0	0.9	4.0	
30	Galvin Smith	F	6-9	235	So.	Clinton, Miss. (Clinton HS)	33/3	2.8	2.0	0.1	12.1	0.7 bpg

OTHERS LETTERWINNERS LOST (1)

No.	Name	Pos.	Ht.	Wt.	Cl.	Hometown (Previous School)	GP/GS	PPG	RPG	APG	MPG	Other
25	Braxton Key	F	6-8	225		Charlotte, N.C. (Oak Hill Academy)	26/17	7.0	5.3	1.8	25.2	

FRESHMEN NEWCOMERS (3)

No.	Name	Pos.	Ht.	Wt.	Cl.	Hometown (Previous School)	PPG	RPG	APG	Other
2	Kira Lewis Jr.	G	6-3	167	Fr.	Meridianville, Ala. (Hazel Green HS)	28.5	5.9	4.5	3.9 spg
13	Javian Davis-Fleming	F	6-9	265	Fr.	Canton, Miss. (Canton HS)	17.0	12.0		2.0 spg
22	Diante Wood	G	6-4	206	Fr.	Anniston, Ala. (Sacred Heard Catholic HS)	23.2	12.4	3.0	

TRANSFERS (1)

No.	Name	Pos.	Ht.	Wt.	Cl.	Hometown (Previous School)	GP/GS	PPG	RPG	APG	MPG	Other
34	Tevin Mack [#]	G	6-6	225	Jr.	Columbia, S.C. (Texas)	15/10	14.8	4.8	0.8	31.3	0.5 spg

[^] Riley Norris earned a medical reshirt after playing in nine games in 2017-18

[#] Tevin Mack sat out the 2017-18 season due to NCAA transfer rules

2018-19 PRONUNCIATION GUIDE

PLAYERS

Javian Davis-Fleming	JAY-vee-un
Donta Hall	Don-TAY
Dazon Ingram	DAY-zahn
Kira Lewis Jr.	KIE (rhymes with pie)-ruh
Lawson Schaffer	SHAY-fer
Diante Wood	DEE-yawn-TAY

COACHES

Lou DeNeen	Duh-NEEN
Antoine Pettway	PETT-way
Yasir Rosemond	Yah-SEER



OUTLOOK

2018-19 SCHEDULE

Date	Opponent	TV	Time	Series	Streak	Most Recent Meeting
Nov. 6	SOUTHERN	SEC Network+	7 p.m.	0-0	-	First Meeting
Nov. 11	APPALACHIAN STATE	SEC Network	6 p.m.	2-0	W, 2	W, 60-59 • Dec. 21, 2014 (Tuscaloosa, Ala.)
Nov. 15	Northeastern	ESPNU	1 p.m.	2-0	W, 2	W, 62-43 • March 19, 2013 (Tuscaloosa, Ala.)
Nov. 16	Virginia Tech/Ball State	ESPN/ESPN2/ESPNU	TBA			
Nov. 18	TBA	ESPN/ESPN2/ESPNU	TBA			
Nov. 26	MURRAY STATE	SEC Network+	7 p.m.	3-1	W, 2	W, 89-79 • March 15, 1991 (Atlanta, Ga.)
Nov. 29	at UCF	ESPNU	6 p.m.	3-1	L, 1	L, 62-65 • Dec. 3, 2017 (Tuscaloosa, Ala.)
Dec. 4	GEORGIA STATE	SEC Network+	7 p.m.	2-0	W, 2	W, 75-58 • Nov. 19, 2013 (Tuscaloosa, Ala.)
Dec. 9	ARIZONA	ESPN	Noon	2-1	L, 1	L, 82-88 • Dec. 9, 2017 (Tucson, Ariz.)
Dec. 18	vs. Liberty	TBA	TBA	0-0	-	First Meeting
Dec. 21	PENN STATE	SEC Network	8 p.m.	3-1	W, 3	W, 75-67 • Dec. 11, 1982 (State College, Pa.)
Dec. 30	at Stephen F. Austin	ESPNU	5 p.m.	0-0	-	First Meeting
Jan. 5	KENTUCKY*	ESPN	11 a.m. or Noon	37-112	L, 10	L, 63-86 • March 10, 2018 (St. Louis, Mo.)
Jan. 8	at LSU*	SEC NETWORK	8 p.m.	108-71	W, 5	W, 80-65 • Feb. 13, 2018 (Tuscaloosa, Ala.)
Jan. 12	TEXAS A&M*	SEC NETWORK	2:30 p.m.	12-6	W, 1	W, 71-70 • March 8, 2018 (St. Louis, Mo.)
Jan. 16	at Missouri	SEC NETWORK	8 p.m.	9-4	L, 1	L, 60-69 • Jan. 31, 2018 (Tuscaloosa, Ala.)
Jan. 19	at Tennessee	ESPN/ESPN2/ESPNU	1 p.m.	79-68	W, 1	W, 78-50 • Feb. 10, 2018 (Tuscaloosa, Ala.)
Jan. 22	OLE MISS*	ESPN/ESPNU	8 p.m.	120-58	L, 1	L, 66-78 • Jan. 23, 2018 (Oxford, Miss.)
Jan. 26	at Baylor	ESPN/ESPN2/ESPNU	11 a.m.	7-1	W, 6	W, 79-76 • Nov. 26, 2009 (Lake Buena Vista, Fla.)
Jan. 29	MISSISSIPPI STATE*	SEC NETWORK	7:30 p.m.	124-75	L, 1	L, 60-69 • Feb. 6, 2018 (Starkville, Miss.)
Feb. 2	at Auburn*	ESPN/ESPN2/ESPNU	7 p.m.	95-63	W, 1	W, 81-63 • March 9, 2018 (St. Louis, Mo.)
Feb. 6	GEORGIA*	SEC NETWORK	8 p.m.	94-52	L, 2	L, 46-65 • Jan. 6, 2018 (Athens, Ga.)
Feb. 9	at Vanderbilt*	SEC NETWORK	7:30 p.m.	69-69	L, 1	L, 75-76 • Jan. 2, 2018 (Nashville, Tenn.)
Feb. 12	at Mississippi State*	SEC NETWORK	8 p.m.	124-75	L, 1	L, 60-69 • Feb. 6, 2018 (Starkville, Miss.)
Feb. 16	FLORIDA*	ESPN/ESPN2/ESPNU	1 p.m.	75-68	L, 1	L, 52-73 • Feb. 27, 2018 (Tuscaloosa, Ala.)
Feb. 19	at Texas A&M*	SEC NETWORK	8 p.m.	12-6	W, 1	W, 71-70 • March 8, 2018 (St. Louis, Mo.)
Feb. 23	VANDERBILT*	ESPN/ESPN2/ESPNU	5 p.m.	69-69	L, 1	L, 75-76 • Jan. 2, 2018 (Nashville, Tenn.)
Feb. 26	South Carolina*	ESPN/ESPN2/ESPNU	6 p.m.	29-16	W, 3	W, 76-62 • Jan. 9, 2018 (Tuscaloosa, Ala.)
Mar. 2	LSU*	ESPN/ESPN2	11 a.m.	108-71	W, 5	W, 80-65 • Feb. 13, 2018 (Tuscaloosa, Ala.)
Mar. 5	AUBURN*	ESPN/ESPN2/ ESPNU/SEC NETWORK	8 p.m.	95-63	W, 1	W, 81-63 • March 9, 2018 (St. Louis, Mo.)
March 9	at Arkansas*	SEC NETWORK	5 p.m.	28-33	L, 4	L, 73-76 • Feb. 24, 2018 (Fayetteville, Ark.)
March 13-17	at SEC Tournament	TBD	TBD			

All times Central and subject to change

Home games in **BOLD**

* SEC game



2018-19 OPPONENT QUICK FACTS

SOUTHERN

November 6 • Tuscaloosa, Ala.
Series: First Meeting

GENERAL INFORMATION

Location	Baton Rouge, La.
Founded	1880
Enrollment	5,347
Nickname	Jaguars
Colors	Columbia Blue and Gold
Conference	Southwestern Athletic
President	Ray Belton
Athletic Director	Roman Banks
Arena	F.G Clark Activity Center (7,500)

TEAM INFORMATION

Head Coach	Sean Woods
Record at School	First Year
Career Record	127-150 (9 years)
Assistant Coaches	Pedro Cipriano Jethro Hillman Ryan Price
2017-18 Record	15-18
SWAC Record	10-8
Starters Returning/Lost	3/4
Lettermen Returning/Lost	8/6

MEDIA CONTACT

Basketball Contact	Herman Shelton
Office	713-540-3606
E-mail	herman_shelton@subr.edu
Website	www.gojagsports.com

VIRGINIA TECH

November 16 • Charleston, S.C.
Series: Alabama leads, 1-0

GENERAL INFORMATION

Location	Blacksburg, Va.
Founded	1872
Enrollment	34,440
Nickname	Hokies
Colors	Chicago Maroon and Burnt Orange
Conference	Atlantic Coast Conference
President	Timothy Sandsi
Athletic Director	Whit Babcock
Arena	Cassell Coliseum (10,000)

TEAM INFORMATION

Head Coach	Buzz Williams
Record at School	74-60 (5 years)
Career Record	227-146 (11 years)
Assistant Coaches	Devin Johnson Jamie McNeilly Christian Webster
2017-18 Record	21-12
ACC Record	10-8
Starters Returning/Lost	3/2
Lettermen Returning/Lost	7/3

MEDIA CONTACT

Basketball Contact	Bill Dyer
Office	540-231-8852
E-mail	wyder@vt.edu
Website	www.hokiesports.com

APPALACHIAN STATE

November 11 • Tuscaloosa, Ala.
Series: Alabama leads, 2-0

GENERAL INFORMATION

Location	Boone, N.C
Founded	1899
Enrollment	19,108
Nickname	Mountaineers
Colors	Black and Gold
Conference	Sun Belt
President	Dr. Sheri N. Everts
Athletic Director	Doug Gillin
Arena	Holmes Center (8,325)

TEAM INFORMATION

Head Coach	Jim Fox
Record at School	45-78 (fifth years)
Career Record	45-78 (ffth years)
Associate Head Coach	Jason Allison
Assistant Coaches	Wilbur Allen I.J. Poole
2017-18 Record	15-18
Sun Belt Record	9-9
Starters Returning/Lost	4/1
Lettermen Returning/Lost	13/3

MEDIA CONTACT

Basketball Contact	Andrew Korba
Office	828-457-1290
E-mail	korbaam@appstate.edu
Website	www.appstatesports.com

BALL STATE

November 16 • Charleston, S.C.
Series: Alabama leads, 1-0

GENERAL INFORMATION

Location	Muncie, Ind.
Founded	1918
Enrollment	22,000
Nickname	Cardinals
Colors	Cardinal and White
Conference	Mid-American Conference
President	Geoffrey Mearns
Athletic Director	Beth Goetz
Arena	Worthen Arena (11,500)

TEAM INFORMATION

Head Coach	James Whitford
Record at School	73-88 (5 years)
Career Record	73-88 (5 years)
Associate Head Coach	Jason Grunkemeyer
Assistant Coaches	Brian Thornton Ben Botts
2017-18 Record	19-13
MAC Record	10-8
Starters Returning/Lost	4/1
Lettermen Returning/Lost	7/4

MEDIA CONTACT

Basketball Contact	Tyson Mathews
Office	765-285-8242
E-mail	temathews@bsu.edu
Website	www.ballstatesports.com

NORTHEASTERN

November 15 • Charleston, S.C.
Series: Alabama leads, 2-0

GENERAL INFORMATION

Location	Boston, Mass.
Founded	1898
Enrollment	18,269
Nickname	Huskies
Colors	Red, Black and Gold
Conference	Colonial Athletic Association
President	Dr. Joseph E. Aoun
Athletic Director	Jeff Konya
Arena	Matthews Arena (6,000)

TEAM INFORMATION

Head Coach	Bill Coen
Record At School	178-176 (12 years)
Career Record	178-176 (12 years)
Associate Head Coach	Chris Markwood
Assistant Coaches	Brian McDonald Manny Adako
2017-18 Record	23-10
CAA Record	14-4
Starters Returning/Lost	N/A
Lettermen Returning/Lost	N/A

MEDIA CONTACT

Basketball Contact	Betsy Devine
Office Phone	617-373-5715
E-mail	e.edvine@northeastern.edu
Website	www.gonu.com

MURRAY STATE

November 26 • Tuscaloosa, Ala.
Series: Alabama leads, 3-1

GENERAL INFORMATION

Location	Murray, Ky.
Founded	1922
Enrollment	8,636
Nickname	Racers
Colors	Navy and Gold
Conference	Ohio Valley
President	Dr. Bob Davies
Athletic Director	Allen Ward
Arena	CFSB Center (8,600)

TEAM INFORMATION

Head Coach	Matt McMahon
Record at School	59-37 (three years)
Career Record	59-37 (three years)
Assistant Coaches	Shane Nichols Tim Kaine Casey Long
2017-18 Record	26-6
Ohio Valley Record	16-2
Starters Returning/Lost	3/7
Lettermen Returning/Lost	6/5

MEDIA CONTACT

Basketball Contact	Dave Winder
Office	270-809-4271
E-mail	dwinder@murraystate.edu
Website	www.goracers.com

2018-19 OPPONENT QUICK FACTS

UCF

November 29 • Orlando, Fla.
Series: Alabama leads, 3-1

GENERAL INFORMATION

Location	Orlando, Fla.
Founded	1963
Enrollment	67,000+
Nickname	Knights
Colors	Black and Gold
Conference	American Athletic
President	Dr. Dale Whittaker
Athletic Director	Dr. Daniel J. White
Arena	CFE Arena (10,000)

TEAM INFORMATION

Head Coach	Johnny Dawkins
Record at School	43-25 (two years)
Career Record	199-140 (10 years)
Assistant Coaches	Kevin Norris Vince Taylor Robbie Laing
2017-18 Record	19-13
American Athletic Record	9-9
Starters Returning/Lost	4/1
Lettermen Returning/Lost	9/2

MEDIA CONTACT

Basketball Contact	Daniel Forcella
Office	407-823-2142
E-mail	dforcella@athletics.ucf.edu
Website	www.ucfknights.com

GEORGIA STATE

December 4 • Tuscaloosa, Ala.
Series: Alabama leads, 2-0

GENERAL INFORMATION

Location	Atlanta, Ga.
Founded	1913
Enrollment	50,000
Nickname	Panthers
Colors	Blue and White
Conference	Sun Belt
President	Mark P. Becker
Athletic Director	Charlie Cobb
Arena	GSU Sports Arena (3,854)

TEAM INFORMATION

Head Coach	Ron Hunter
Record at School	147-85 (seven years)
Career Record	421-304 (20 years)
Associate Head Coach	Ray McCallum
Assistant Coaches	Claude Pardue Travis Williams
2017-18 Record	24-11
Sun Belt Record	12-6
Starters Returning/Lost	4/1
Lettermen Returning/Lost	7/4

MEDIA CONTACT

Basketball Contact	Mike Holmes
Office	404-413-4033
E-mail	rholmes@gsu.edu
Website	www.georgiastatesports.com

ARIZONA

December 9 • Tuscaloosa, Ala.
Series: Alabama leads, 2-1

GENERAL INFORMATION

Location	Tuscon, Ariz.
Founded	1885
Enrollment	44,381
Nickname	Wildcats
Colors	Cardinal and Navy
Conference	Pac-12
President	Dr. Robert Robbins
Athletic Director	Dave Heeke
Arena	McKale Center (14,644)

TEAM INFORMATION

Head Coach	Sean Miller
Record at School	247-74 (nine years)
Career Record	367-121 (14 years)
Assistant Coaches	Mark Phelps Justin Gainey Danny Peters
2017-18 Record	27-8
Pac-12 Record	14-4
Starters Returning/Lost	0/5
Lettermen Returning/Lost	5/7

MEDIA CONTACT

Basketball Contact	Matt Ensor
Office	520-621-0916
E-mail	mentor@email.arizona.edu
Website	www.arizonawildcats.com

LIBERTY

December 18 • Huntsville, Ala.
Series: First Meeting

GENERAL INFORMATION

Location	Lynchburg, Va.
Founded	1971
Enrollment	13,785
Nickname	Flames
Colors	White, Red and Navy Blue
Conference	Big South
President	Jerry Falwell Jr.
Athletic Director	Ian McCaw
Arena	Vines Center (9,547)

TEAM INFORMATION

Head Coach	Ritchie McKay
Record at School	95-76 (five years)
Career Record	236-205 (23 years)
Associate Head Coach	Brad Soucie
Assistant Coaches	Derek Johnston Kevin Anderson
2017-18 Record	22-15
Big South Record	9-9
Starters Returning/Lost	4/1
Lettermen Returning/Lost	8/4

MEDIA CONTACT

Basketball Contact	Steven Gonzalez
Office	434-582-2292
E-mail	srgonzalez@liberty.edu
Website	www.liberty.edu/flames

PENN STATE

December 21 • Tuscaloosa, Ala.
Series: Alabama leads, 3-1

GENERAL INFORMATION

Location	State College, Pa.
Founded	1855
Enrollment	46,610
Nickname	Nittany Lions
Colors	Blue and White
Conference	Big 10
President	Dr. Eric J. Barron
Athletic Director	Sandy Barbour
Arena	Bryce Jordan Center (15,261)

TEAM INFORMATION

Head Coach	Patrick Chambers
Record at School	113-122 (seven years)
Career Record	155-150 (nine years)
Associate Head Coach	Keith Urqo
Assistant Coaches	Jim Ferry Kevin Freeman
2017-18 Record	26-13
Big 10 Record	9-9
Starters Returning/Lost	3/2
Lettermen Returning/Lost	10/4

MEDIA CONTACT

Basketball Contact	Rose Carter
Office	814-863-3163
E-mail	rpc14@psu.edu
Website	www.gopsusports.com

STEPHEN F. AUSTIN

December 30 • Nacogdoches, Texas
Series: First Meeting

GENERAL INFORMATION

Location	Nacogdoches, Texas
Founded	1921
Enrollment	13,144
Nickname	Lumberjacks
Colors	Purple and White
Conference	Southland
President	Dr. Baker Pattillo
Athletic Director	Ryan Ivey
Arena	William R. Johnson Coliseum (7,203)

TEAM INFORMATION

Head Coach	Kyle Keller
Record at School	46-22 (two years)
Career Record	46-22 (two years)
Assistant Coaches	Jeremy Cox Desmond Haymon Wade Mason
2017-18 Record	28-7
Southland Record	14-4
Starters Returning/Lost	3/2
Lettermen Returning/Lost	9/5

MEDIA CONTACT

Basketball Contact	Charlie Hurley
Office	936-468-2606
E-mail	hurleycp@sfasu.edu
Website	SFAJacks.com

2018-19 OUTLOOK

2018-19 OPPONENT QUICK FACTS

KENTUCKY

January 5 • Tuscaloosa, Ala.
Series: Alabama trails, 37-112

GENERAL INFORMATION

Location	Lexington, Ky.
Founded	1865
Enrollment	30,500
Nickname	Wildcats
Colors	Blue and White
Conference	Southeastern
President	Dr. Eli Capilouto
Athletic Director	Mitch Barnhart
Arena	Rupp Arena (23,000)

TEAM INFORMATION

Head Coach	John Calipari
Record at School	720-204 (26 years)
Career Record	275-64 (nine years)
Associate Head Coach	Kenny Payne
Assistant Coaches	Tony Barbee Joel Justus
2017-18 Record	26-11
SEC Record	10-8
Starters Returning/Lost	2/3
Lettermen Returning/Lost	6/8

MEDIA CONTACT

Basketball Contact	Eric Lindsey
Office	859-619-0944
E-mail	eric.lindsey@uky.edu
Website	www.UKathletics.com

MISSOURI

January 16 • Columbia, Mo.
Series: Alabama leads, 9-4

GENERAL INFORMATION

Location	Columbia, Mo.
Founded	1839
Enrollment	30,870
Nickname	Tigers
Colors	Old Gold and Black
Conference	Southeastern
Chancellor	Dr. Alexander Cartwright
Athletic Director	Jim Sterk
Arena	Mizzou Arena (15,061)

TEAM INFORMATION

Head Coach	Cuonzo Martin
Record at School	20-13 (two years)
Career Record	206-134 (10 years)
Assistant Coaches	Chris Hollender Cornell Mann Michael Porter Sr.
2017-18 Record	20-13
SEC Record	10-8
Starters Returning/Lost	3/2
Lettermen Returning/Lost	7/4

MEDIA CONTACT

Basketball Contact	R.J. Layton
Office	573-882-7826
E-mail	laytonr@missouri.edu
Website	www.mutigers.com

LSU

January 8 • Baton Rouge, La.
March 2 • Tuscaloosa, Ala.
Series: Alabama leads, 108-71

GENERAL INFORMATION

Location	Baton Rouge, La.
Founded	1860
Enrollment	30,863
Nickname	Tigers
Colors	Purple and Gold
Conference	Southeastern
President	F. King Alexander
Athletic Director	Joe Alleva
Arena	Maravich Assembly Center (13,215)

TEAM INFORMATION

Head Coach	Will Wade
Record at School	18-15 (one year)
Career Record	109-60 (5 years)
Assistant Coaches	Bill Armstrong Tony Benford Greg Heiar
2017-18 Record	18-15
SEC Record	8-10
Starters Returning/Lost	2/3
Lettermen Returning/Lost	5/6

MEDIA CONTACT

Basketball Contact	Kent Lowe
Office	225-578-2527
E-mail	cloew@lsu.edu
Website	www.lsusports.net

TENNESSEE

January 19 • Knoxville, Tenn.
Series: Alabama leads, 79-68

GENERAL INFORMATION

Location	Knoxville, Tenn.
Founded	1794
Enrollment	28,894
Nickname	Volunteers
Colors	Orange and White
Conference	Southeastern
Interim President	Randy Boyd
Athletic Director	Phillip Fulmer
Arena	Thompson-Boling Arena (21,678)

TEAM INFORMATION

Head Coach	Rick Barnes
Record at School	57-44 (three years)
Career Record	661-358 (31 years)
Associate Head Coach	Rob Lanier
Assistant Coaches	Desmond Oliver Michael Schwartz
2017-18 Record	26-9
SEC Record	13-2
Starters Returning/Lost	5/0
Lettermen Returning/Lost	9/2

MEDIA CONTACT

Basketball Contact	Tom Satkowiak
Office	865-974-7501
E-mail	tomsid@tennessee.edu
Website	www.utsports.com

TEXAS A&M

January 12 • Tuscaloosa, Ala.
February 19 • College Station, Texas
Series: Alabama leads, 12-6

GENERAL INFORMATION

Location	College Station, Texas
Founded	1871
Enrollment	53,065
Nickname	Aggies
Colors	White and Maroon
Conference	Southeastern
President	Michael K. Young
Athletic Director	Scott Woodward
Arena	Reed Arena (12,989)

TEAM INFORMATION

Head Coach	Billy Kennedy
Record at School	137-98 (seven years)
Career Record	348-277 (20 years)
Assistant Coaches	Isaac Chew Ulric Maligi Jeff Reynolds
2017-18 Record	22-13
SEC Record	9-9
Starters Returning/Lost	2/3
Lettermen Returning/Lost	9/5

MEDIA CONTACT

Basketball Contact	Matt Callaway
Office	979-862-5443
E-mail	mcallaway@athletics.tamu.edu
Website	www.12thman.com

OLE MISS

January 22 • Tuscaloosa, Ala.
Series: Alabama leads, 120-58

GENERAL INFORMATION

Location	Oxford, Miss.
Founded	1848
Enrollment	18,737
Nickname	Rebels
Colors	Red and Navy Blue
Conference	Southeastern
President	Dr. Jeff Vitter
Athletic Director	Ross Bjork
Arena	The Pavillion (9,500)

TEAM INFORMATION

Head Coach	Kermit Davis
Record at School	First season
Career Record	469-263 (23 years)
Assistant Coaches	Win Case Ronnie Hamilton Levi Watkins
2017-18 Record	12-20
SEC Record	5-13
Starters Returning/Lost	3/2
Lettermen Returning/Lost	8/7

MEDIA CONTACT

Basketball Contact	Adam Kuffner
Office	662-915-7031
E-mail	kuffner@olemiss.edu
Website	www.olemisssports.com

2018-19 OPPONENT QUICK FACTS

BAYLOR

January 26 • Waco, Texas
Series: Alabama leads, 7-1

GENERAL INFORMATION

Location	Waco, Texas
Founded	1845
Enrollment	17,217
Nickname	Bears
Colors	Green and Gold
Conference	Big 12
President	Dr. Linda Livingstone
Athletic Director	Mack Rhoades
Arena	Ferrell Center (10,284)

TEAM INFORMATION

Head Coach	Scott Drew
Record at School	296-195 (15 years)
Career Record	316-206 (16 years)
Assistant Coaches	Jerome Tang Alvin Brooks III John Jakus
2017-18 Record	19-15
Big 12 Record	8-10
Starters Returning/Lost	2/3
Lettermen Returning/Lost	3/5

MEDIA CONTACT

Basketball Contact	David Kaye
Office	254-710-4389
E-mail	david_kaye@baylor.edu
Website	www.baylorbears.com

GEORGIA

February 6 • Tuscaloosa, Ala.
Series: Alabama leads, 94-52

GENERAL INFORMATION

Location	Athens, Ga.
Founded	1785
Enrollment	37,606
Nickname	Bulldogs
Colors	Red and Black
Conference	Southeastern
President	Jere W. Morehead
Athletic Director	Greg McGarity
Arena	Stegeman Coliseum (10,523)

TEAM INFORMATION

Head Coach	Tom Crean
Record at School	First Season
Career Record	356-231 (18 years)
Assistant Coaches	Amir Abdur-Rahim Chad Dollar Joe Scott
2017-18 Record	18-15
SEC Record	7-11
Starters Returning/Lost	3/2
Lettermen Returning/Lost	11/4

MEDIA CONTACT

Basketball Contact	Mike Mobley
Office	706-542-9021
E-mail	mmobley@sports.uga.edu
Website	www.georgiadogs.com

MISSISSIPPI STATE

January 29 • Tuscaloosa, Ala.
February 12 • Starkville, Miss.
Series: Alabama leads 124-75

GENERAL INFORMATION

Location	Starkville, Miss.
Founded	1878
Enrollment	22,201
Nickname	Bulldogs
Colors	Maroon and White
Conference	Southeastern
President	Mark E. Keenum
Athletic Director	John Cohen
Arena	Humphrey Coliseum (10,575)

TEAM INFORMATION

Head Coach	Ben Howland
Record at School	55-45 (three years)
Career Record	456-251 (22 years)
Assistant Coaches	George Brooks Korey McCray Ernie Ziegler
2017-18 Record	25-12
Southeastern Record	9-9
Starters Returning/Lost	5/0
Lettermen Returning/Lost	11/5

MEDIA CONTACT

Basketball Contact	Matt Dunaway
Office	662-325-3595
E-mail	mdunaway@athletics.msstate.edu
Website	www.hailstate.com

FLORIDA

February 16 • Tuscaloosa, Ala.
Series: Alabama leads, 75-68

GENERAL INFORMATION

Location	Gainesville, Fla.
Founded	1905
Enrollment	35,247
Nickname	Gators
Colors	Blue and Orange
Conference	Southeastern
President	Dr. Kent Fuchs
Athletic Director	Scott Stricklin
Arena	Stephen C. O'Connell Center (10,133)

TEAM INFORMATION

Head Coach	Mike White
Record at School	69-37 (four years)
Career Record	170-77 (eight years)
Associate Head Coach	Al Pinkins
Assistant Coaches	Jordan Mincy Darris Nichols
2017-18 Record	21-13
SEC Record	11-7
Starters Returning/Lost	3/2
Lettermen Returning/Lost	10/2

MEDIA CONTACT

Basketball Contact	Denver Parler
Office	352-375-6135
E-mail	DenverP@gators.ufl.edu
Website	www.floridagators.com

AUBURN

February 2 • Auburn, Ala.
March 5 • Tuscaloosa, Ala.
Series: Alabama leads, 95-63

GENERAL INFORMATION

Location	Auburn, Ala.
Founded	1856
Enrollment	25,469
Nickname	Tigers
Colors	Burnt Orange and Navy Blue
Conference	Southeastern
Chancellor	Dr. Steven Leath
Athletic Director	Allen Greene
Arena	Auburn Arena (9,121)

TEAM INFORMATION

Head Coach	Bruce Pearl
Record at School	70-62 (fifth year)
Career Record	532-207 (24 years)
Assistant Coaches	Ira Bowman Wes Flanigan Steven Pear
2017-18 Record	26-8
SEC Record	13-5
Starters Returning/Lost	3/2
Lettermen Returning/Lost	11/4

MEDIA CONTACT

Basketball Contact	Cody Voga
Office	334-750-9023
E-mail	voga@auburn.edu
Website	www.auburntigers.com

VANDERBILT

February 9 • Nashville, Tenn.
February 23 • Tuscaloosa, Ala.
Series: Tied, 69-69

GENERAL INFORMATION

Location	Nashville, Tenn.
Founded	1873
Enrollment	6,885
Nickname	Mr. Commodore
Colors	Black and Gold
Conference	Southeastern
Chancellor	Nicholas S. Zeppos
Vice Chancellor/Athletic Director	TBD
Arena	Memorial Gymnasium (14,316)

TEAM INFORMATION

Head Coach	Bryce Drew
Record at School	31-36 (three years)
Career Record	155-85 (seven years)
Associate Head Coach	Roger Powell Jr.
Assistant Coaches	Jake Diebler Casey Shaw
2017-18 Record	12-20
SEC Record	6-12
Starters Returning/Lost	2/3
Lettermen Returning/Lost	8/6

MEDIA CONTACT

Basketball Contact	Andy Boggs
Office	615-343-1847
E-mail	andy.boggs@vanderbilt.edu
Web site	www.vucommodores.com

2018-19 OUTLOOK

2018-19 OPPONENT QUICK FACTS

SOUTH CAROLINA

February 26 • Columbia, S.C.

Series: Alabama leads, 29-16

GENERAL INFORMATION

Location	Columbia, S.C.
Founded	1801
Enrollment	34,731
Nickname	Gamecocks
Colors	Black and Garnet
Conference	Southeastern
Chancellor	Dr. Harris Pastides
Athletic Director	Ray Tanner
Arena	Colonial Life Arena (18,000)

TEAM INFORMATION

Head Coach	Frank Martin
Record at School	113-90 (six years)
Career Record	230-144 (11 years)
Assistant Coaches	Perry Clark Chuck Martin Bruce Shingler
2017-18 Record	17-16
SEC Record	7-11
Starters Returning/Lost	7/8
Lettermen Returning/Lost	5/0

MEDIA CONTACT

Basketball Contact	Emily Miles
Office	479-575-3114
E-mail	efeene@mailbox.sc.edu
Website	www.gamecocksonline.com

ARKANSAS

March 9 • Fayetteville, Ark.

Series: Alabama trails, 28-33

GENERAL INFORMATION

Location	Fayetteville, Ark.
Founded	1871
Enrollment	27,558
Nickname	Razorbacks
Colors	Cardinal and White
Conference	Southeastern
Chancellor	Dr. Joseph E. Steinmetz
Vice Chancellor	Hunter Yurachek
Arena	Bud Walton Arena (19,200)

TEAM INFORMATION

Head Coach	Mike Anderson
Record at School	151-86 (seven years)
Career Record	351-184 (16 years)
Associate Head Coach	Melvin Watkins
Assistant Coaches	T.J. Cleveland Scotty Thurman
2017-18 Record	23-12
SEC Record	10-8
Starters Returning/Lost	2/3
Lettermen Returning/Lost	4/10

MEDIA CONTACT

Basketball Contact	Mike Cawood
Office	479-575-3114
E-mail	tmcawood@uark.edu
Website	www.arkansasrazorbacks.com

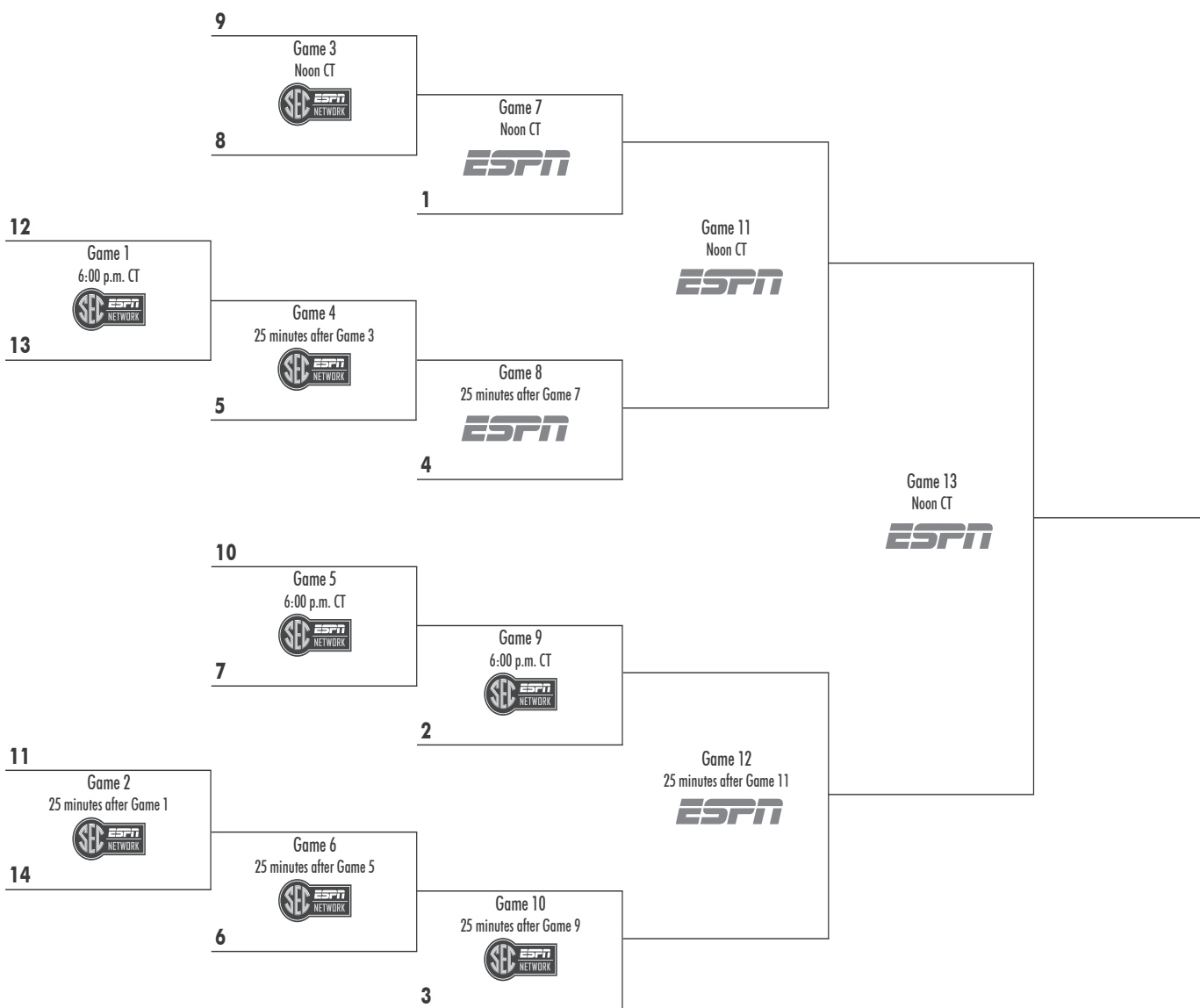
2018-19 OUTLOOK



Alabama boasted five sellouts during the 2017-18 season while setting a new program record for single-season average attendance (13,391) and overall attendance (227,640).

March 13-17 • Bridgestone Arena • Nashville, TN

First Round Wednesday, March 13 **Second Round** Thursday, March 14 **Quarterfinals** Friday, March 15 **Semifinals** Saturday, March 16 **Championship** Sunday, March 17



SEC Tournament Tie-Breaker Procedures

Teams will be seeded No. 1 through No. 14 in the SEC Men’s Basketball Tournament bracket based upon the final regular season Conference standings. Teams that finished No. 1 through No. 4 in the final regular season standings shall receive first- and second-round byes and teams that finish No. 5 through No. 10 will receive first-round byes in the SEC Men’s Basketball Tournament.

1. Two-Team Tie. The following procedure will be used in the following order until the tie is broken:

- A. Won-lost results of head-to-head competition between the two teams.
- B. Won-lost record of the two teams versus the No. 1 seed (and proceeding through the No. 14 seed, if necessary).
- C. Coin flip by the Commissioner.

2. Three-Team Tie (or more). When three or more teams are tied, the following procedure will be used in the following order until the tie is broken. If two teams remain tied after a tiebreaker provision, the two-team tiebreaker formula will be used.

- A. Best winning percentage of games played among the tied teams (Example: Team A is 3-1, Team B is 2-2 and Team C is 1-3 – Team A would be seeded highest, Team B second-highest and Team C lowest of the three).
- B. Best winning percentage of the tied teams versus the No. 1 seed (and proceeding through the No. 14 seed, if necessary).
- C. If two teams remain, coin flip by the Commissioner.
- D. If three or more teams remain, draw by the Commissioner.

For the purpose of seeding, if an institution is precluded from participating in the tournament, such institution will automatically be seeded last. The No. 11 seed will then receive a bye. However, for the purpose of breaking ties, that team will remain where it finished in the regular-season standings BEFORE being seeded last.

2018-19 OUTLOOK

2018-19 COACHES AND STAFF

INSIDE

Avery Johnson	30-33
John Pelfrey	34
Antoine Pettway	35
Yasir Rosemond	36
Colton Houston	37
Alex Fain	37
Lou DeNeen	38
Blake Gray	38
Clarke Holter	39
Alex Accetta	39
Support Staff	40



COACHES AND STAFF



**AVERY
JOHNSON**

Head Coach Fourth Season
SOUTHERN, 1988



COACHES/STAFF

Avery Johnson was introduced as Alabama's 20th head men's basketball coach on April 7, 2015. Johnson, who led the San Antonio Spurs to the 1999 NBA title as a player and was named the 2006 NBA Coach of the Year, came to the Capstone after a successful career in the NBA.

Johnson has turned many heads in the college basketball world during his three seasons at Alabama, as it didn't take long for fans and student-athletes alike to heed his motto "Buckle Up" in reference to the excitement he expects his tenure will offer.

And so far, that has come to fruition.

In three seasons at the Capstone, Johnson has guided the Crimson Tide to three consecutive postseason appearances – the first Alabama coach to achieve that feat in each of his first three seasons in nearly a quarter of a century (David Hobbs from 1993-95). Since his arrival in 2015, Johnson owns a record of 57-46 (.553) and is coming off the Tide's first NCAA Tournament appearance in six years.

During the 2017-18 campaign, Johnson continued to lead the program back to national prominence as the Crimson Tide reached the NCAA Tournament for the first time since 2012. Alabama didn't just get to the tournament, but reached the second round with an 86-83 victory over Virginia Tech which was the program's first NCAA Tournament win since 2006. Moreover, Alabama finished the season with 20 victories (20-16), which was the first time since 2013 that UA reached the 20-win plateau.

On the court, the Crimson Tide played one of the toughest slates in program history, finishing the season with the fourth-ranked strength of schedule according to ESPN.com. Alabama played nine teams ranked in the Associated Press Top 25, finishing with an impressive 6-3 record. That number not only set a school record for most wins over AP Top-25 teams in a single-season, but it also tied for the most in the nation during regular season play. In his three seasons, Johnson has guided the Tide to an 11-10 record against teams ranked in the top 25, which is a huge improvement considering the Tide had lost 21 consecutive games against ranked opponents prior to his arrival.

Additionally, Alabama reached the SEC Tournament semifinals for a second consecutive season in 2018, which marked the first time since 1994 and 1995 that a Crimson Tide team achieved that feat. Johnson boasts a record of 5-3 in SEC Tournament action, including three straight seasons reaching at least the quarterfinals.

Off the court, fans responded to the excitement surrounding the men's basketball program. For the second time in Johnson's three seasons at the helm of the program, a new record was set for overall

(227,640) and per game average (13,391) home attendance. The overall attendance mark bettered the record of 203,109 from the 2016-17 season, while the per game average eclipsed the 13,110 set in Johnson's first season (2015-16).

Much of the reason for the excitement surrounding the 2017-18 team came prior to the year during the recruiting period as Johnson and his staff brought in the nation's seventh-ranked recruiting class according to Rivals.com in 2017 – the highest recruiting class ranking in program history. For reasons like that and much more, Alabama basketball fans could see evidence that the men's basketball program was headed in the right direction.

During his second season at Alabama in 2016-17, Johnson guided the Crimson Tide to a 19-15 overall record, including a 10-8 mark in Southeastern Conference play, as the program reached the National Invitation Tournament for the second consecutive year.

Alabama tied for fifth overall in the final 2017 SEC standings. The five-spot improvement from the previous year tied for second-best in the SEC in 2016-17 and trailed only Florida, who improved six spots from the year prior (T-8th in 2016 and second in 2017).

The Tide went on to reach the SEC Tournament semifinals for the first time since 2013 when it captured wins over Mississippi State (75-55) in the opening round and South Carolina (64-53) in the quarterfinals, before falling to eventual SEC Tournament champion Kentucky. The win over the Gamecocks gave Alabama a season sweep of South Carolina, which would go on to reach the Final Four. The Tide defeated the Gamecocks, 90-86, in an epic quadruple overtime contest earlier in the year. It also gave the Tide two victories in the same league tournament, which marked the first time that happened since doing so in the 2002 event.

The win over then-No. 19 South Carolina in Columbia, was not only the second quadruple-overtime game in program history, but also gave the Crimson Tide its first victory over a top-25 team in a true road game since Alabama captured a win at then-No. 4 Mississippi State on Feb. 21, 2004.

During the 2015-16 season, his inaugural as a collegiate head coach, Johnson gave the fans a glimpse of the excitement that was in store. The Crimson Tide finished with an 18-15 record and earned an at-large selection to the 2016 National Invitation Tournament.

On the court, Alabama knocked off four teams that were ranked in the Associated Press' Top 25 during the 2015-16 campaign, which led the SEC. It marked the first time since 2001-02 that an Alabama team recorded four AP Top-25 victories in the regular season.

CAREER TIMELINE

COACHING CAREER

2015-PRESENT

University of Alabama – Head Coach

2010-12

New Jersey/Brooklyn Nets – Head Coach

2005-08

Dallas Mavericks – Head Coach

2004-05

Dallas Mavericks – Assistant Coach

PLAYING CAREER

PROFESSIONAL

1988-90

Seattle SuperSonics

1990

Denver Nuggets

1991

San Antonio Spurs

1992

Houston Rockets

1992-93

San Antonio Spurs

1993-94

Golden State Warriors

1994-2001

San Antonio Spurs

2001-02

Denver Nuggets

2002-03

Dallas Mavericks

2003-04

Golden State Warriors

COLLEGE

1984

New Mexico Junior College

1985

Cameron College

1987-88

Southern University

AVERY JOHNSON: AN ABRIDGED HISTORY

OVERVIEW

- Officially assumed the head coach duties at Alabama on April 8, 2015
- 20th head coach in Alabama men's basketball program history
- Member of the Louisiana (2015) and San Antonio (2009) Sports Hall of Fames
- All-time NBA coaching record of 254-186 (.577)
- Ninth in a family of 10 kids and was raised in New Orleans
- A 1988 graduate of Southern University, he and his wife, Cassandra, married in July of 1991 and the couple has two children
- Son Avery Jr. transferred to Alabama from Texas A&M and is currently a junior on the Alabama men's basketball team
- Daughter, Christianne, graduated from University of Pennsylvania's renowned Wharton School of Business in 2015

AT ALABAMA

- Led Alabama to three straight postseason appearances – the first UA head coach to do so in each of his first three seasons since David Hobbs in 1993-95
- In 2018, he guided UA to its first NCAA Tournament appearance since 2012 and first NCAA Tournament win since 2006
- Led Alabama to 18 wins in his first season, which matched the most victories by a first-year head coach in program history (Wimp Sanderson had 18 wins during the 1980-81 season)
- For the second time in his three seasons, Alabama set a new overall (227,640) and per game average (13,391) home attendance record
- The new attendance mark bettered the record of 203,109 set in 2016-17, while the per game average eclipsed the 13,110 set in Johnson's first season (2015-16).
- Led Alabama to the SEC Tournament semifinals in 2017 and 2018 – the first back-to-back tournament semifinal appearances since 1994-1995
- Led Alabama to 11 wins over AP Top-25 teams in the last two years, including a school record six in 2017-18
- Alabama has had 14 sellouts in Johnson's first three seasons, five of which came during the 2017-18 and 2015-16 campaigns
- Racked up 57 victories in his first three seasons and three straight postseason appearances at Alabama

NBA CAREER

Player 1988-2004 (16 seasons)

- 1999 NBA Champion (San Antonio Spurs) in which he hit the series-clinching shot with :47 seconds left in Game 5 vs. the New York Knicks
- One of only two players (Calvin Murphy) under 6-feet in height to have played more than 1,000 career NBA games (1,054)
- Ranks second in San Antonio Spurs history and is 28th in NBA history in all-time assists (4,474)
- Finished career with 8,817 points (8.4 ppg), 5,846 assists (5.5 apg) and 1,751 rebounds (1.7 rpg) in 16 seasons with seven different teams
- 1998 NBA Sportsmanship Award winner

Head Coach 2005-08, 2010-12 (seven seasons)

- 2006 NBA Coach of the Year
- Head coach of the Western Conference All-Stars (2006)
- Three-time NBA Coach of the Month (April 2005, November 2005, January 2006)
- Led Dallas to 2006 NBA Finals – the first championship series appearance by the Mavericks in their history

COLLEGE CAREER

- Two-time NCAA assist leader in 1987 (10.7 apg) and 1988 (13.3 apg)
- Two-time SWAC Player of the Year (1987 and 1988)
- Two-time SWAC Tournament MVP (1987 and 1988)
- First men's NCAA D-I player to average a double-double in points (11.4 ppg) and assists (13.3) for a season
- Current NCAA record holder in single-season assist average (13.3), career assist average (12.0), most assists in a single game (22 - tied with two others) and most 20-assist games (4)

HIGH SCHOOL CAREER

- St. Augustine High School finished his senior season with a 35-0 record in 1983 and Class 4A Louisiana State Championship
- As a 5-3 point guard, Johnson didn't become a regular starter until his senior year

The first two wins over top-25 teams came in back-to-back games, as the Tide was victorious over then-No. 20 Wichita State, 64-60, on Nov. 27 and then-No. 17 Notre Dame, 74-73, on Nov. 29. It was the first time a Tide team captured consecutive wins over top-25 teams since defeating then-No. 8 Tennessee (92-79) and then-No. 12 Florida (82-77) on Feb. 18 and Feb. 26, 2006. The Crimson Tide also claimed victories over then-No. 19 South Carolina, 73-50, on Jan. 13 and then-No. 15 and eventual NCAA Tournament Sweet 16 team, Texas A&M, 63-62, on Feb. 10.

The fan support has been tremendous throughout the first three years of Johnson's tenure. Helped by relocating the student section to create a better in-game atmosphere, Alabama averaged a then-school record 13,110 fans per game in 2015-16 – a number that ranked 22nd-best in the nation. Furthermore, the Tide also sold out five home games, which was the most sellouts in a single year since the 2006-07 season.

In 2016-17, Alabama ranked 27th in the nation in average attendance (11,947 per game), while selling out four games on the year.

This past season, the Tide set a new mark in home attendance for both overall (227,640) and per game average (13,391). UA finished the season with a total of five sellouts. In Johnson's three seasons, Alabama has had 14 sellouts which is the most in a three-year span and the most in back-to-back seasons in more than two decades.

Johnson owned an NBA career coaching record of 254-186 (.577) after spending four seasons with the Dallas Mavericks (2004-08) and two-plus seasons with the Brooklyn Nets (2010-13).

During his time in Dallas, Johnson led the Mavericks to the postseason in each of his three-plus seasons as head coach. He led the Mavericks to a record of 194-70 (.735) and set the record for reaching the 50-win plateau (62 games) and the 150-win milestone (191 games) the fastest.

In 2005-06, Johnson led the Mavericks to their first-ever appearance in the NBA Finals en route to earning NBA Coach of the Year honors.

Johnson was appointed head coach of the Mavericks on March 19, 2005, following the resignation of Don Nelson. An immediate success, Johnson finished the season with a 16-2 mark, earning Western Conference Coach of the Month honors for April.

In his first full season as head coach, Johnson led the 2005-06 Mavericks to a 60-22 record and the team's first ever Western Conference Championship. He was named Western Conference Coach of the Month in November of 2005, becoming the first coach in league history to win the award in his first two full months of coaching. Johnson picked up the award for a third time in January, 2006.



The Johnson family (L to R): Avery, Cassandra, Christianne, Avery Jr.

COACHES AND STAFF

As the coach with the best record in the conference, Johnson earned the honor of coaching the 2006 Western Conference All-Star Team.

The following season, he guided the team to an NBA-best 67 wins in 2006-07. In his final season in Dallas in 2007-08, Johnson led his club to 50-plus wins for the third straight year, finishing with a record of 51-31. Making the playoffs in four consecutive seasons, Johnson holds a career postseason record of 23-24 (.489).

Johnson began the 2004-05 season as an assistant coach with Dallas after retiring as a player on October 28, 2004.

In 16 NBA seasons, he averaged 8.4 points, 5.5 assists, 1.7 rebounds and 25.3 minutes played in 1,054 career games with seven different teams. Known as "The Little General" for his on-court leadership and diminutive stature, Johnson helped guide the San Antonio Spurs to an NBA Championship in 1999.

On March, 28 2003 as a member of the Mavericks, Johnson became the 75th player in league history to play 1,000 career games. At 5-11, he joined Calvin Murphy as the only other player under 6-feet in height to reach that milestone. He ranks second behind Tony Parker in the Spurs' all-time assist leaders (4,474) and is 38th in NBA history in the same category. In recognition for his contributions to the Spurs organization, Johnson's No. 6 jersey was retired in December, 2007.

The New Orleans native played his final two collegiate seasons at Southern University, leading the NCAA in assists in each of his two years with the Jaguars, and was named the Southwestern Athletic Conference Player of the Year and the MVP of the conference tournament as both a junior and senior.

He still owns several NCAA Division I records, including most assists in a single game (22 – shared with three other players), most 20 or more assist games (4), the highest single season assist average (13.3) and the highest career assist average (12.0). As a senior in 1988, he averaged 11.4 points per game, making him the first men's Division I player ever to average double figures in points and assists in the same season.

Despite his numerous amateur accolades, Johnson was not selected in the 1988 NBA Draft. He started his professional career playing with the Palm Beach Stingrays of the United States Basketball League before signing as a free agent with the Seattle SuperSonics on Aug. 2, 1988.

Johnson changed teams six times during his first six seasons in the NBA. It wasn't until his fourth different stint with San Antonio in 1994-95 that he was able to finally settle down. Johnson stayed with the Spurs through the end of the 2000-01 season before signing as a free-agent with Denver on Aug. 19, 2001.

Johnson, along with his wife Cassandra, are both very involved in the Tuscaloosa community. Johnson, who was ninth in a family of 10 kids, was raised in the New Orleans' Lafitte Housing project. As a result of his success, Johnson is known for his impactful and motivational speeches, bringing as much passion into his speaking engagements as he does into the game of basketball. Johnson's passion extends to the ministry and mentoring of today's youth.

Through his involvement with the nonprofit organization "Just Say Yes", Coach Johnson's mission is to make a positive impact on middle and high school youth. In October 2005, he was co-host of the Katrina Rescue Ride to benefit the Salvation Army and the Red Cross' relief efforts of the victims of Hurricane Katrina.

In 2008, Johnson wrote his second book, "Aspire Higher: Winning On and Off the Court with Determination, Discipline and Decisions" (Collins), an essential game plan for anyone looking to reach their goals.

Johnson received a degree in psychology in 1988 from Southern University. He married his wife Cassandra in July of 1991 in New Orleans. They have two children, Christianne and Avery Jr.



COACHES/STAFF

CAREER HISTORY AND RESULTS

UNIVERSITY OF ALABAMA, HEAD COACH, 2015-PRESENT

Year	Record	Pct.	SEC Record	Pct.	Postseason/Honors
2015-16	18-15	.545	8-10	.444	NIT
2016-17	19-15	.559	10-8	.556	NIT
2017-18	20-16	.556	8-10	.444	NCAA Second Round
Total (3)	57-46	.553	26-28	.481	

DALLAS MAVERICKS HEAD COACH, 2005-08

Year	Record	Pct.	Western Conference Finish	Postseason/Honors
2004-05	16-2	.889	2nd in Southwest	NBA Playoffs (2nd Round) NBA Coach of the Month (April)
2005-06	60-22	.732	2nd in Southwest	NBA Finals NBA Coach of the Year
2006-07	67-15	.817	1st in Southwest	Western Conference All-Star Game Coach 2x NBA Coach of the Month (November & January)
2007-08	51-31	.622	4th in Southwest	NBA Playoffs (1st Round) NBA Playoffs (1st Round)
Total (4)	194-70	.735		

BROOKLYN/NEW JERSEY NETS HEAD COACH, 2010-12

Year	Record	Pct.	Eastern Conference Finish	Postseason/Honors
2010-11	24-58	.293	4th in Atlantic	
2011-12	22-44	.333	5th in Atlantic	
2012-13	14-14	.500	--	
Total (3)	60-116	.341		

CAREER (7) **254-186** **.577**


2006 NBA Coach of the Year
 1999 NBA Champion (San Antonio Spurs)
 NBA Coach of the Month (April 2005, November 2005, January 2006)
 2015 Louisiana Sports Hall of Fame
 2009 San Antonio Hall of Fame
 San Antonio Retired Johnson's No. 6 on Dec. 22, 2007
 Ranks 2nd in Spurs history and 38th in NBA history for career assists (4,474)

HEAD COACH AVERY JOHNSON



AVERY JOHNSON WAS NAMED THE 20TH HEAD MEN'S BASKETBALL COACH IN PROGRAM HISTORY ON APRIL 7, 2015. JOHNSON BRINGS A WEALTH OF KNOWLEDGE AND EXPERIENCE TO THE CRIMSON TIDE, HAVING PLAYED AND COACHED IN THE NATIONAL BASKETBALL ASSOCIATION FOR A COMBINED 20-PLUS SEASONS. HE WON AN NBA TITLE AS A PLAYER, COACHED IN THE NBA FINALS AND HAS EARNED NUMEROUS ACCOLADES. WHEN HE WAS ANNOUNCED AS THE CRIMSON TIDE'S NEXT HEAD COACH, HE SAID: "BUCKLE UP ALABAMA FANS, IT'S GOING TO BE A FUN RIDE! ROLL TIDE!" SINCE THAT DAY, COACH AVERY JOHNSON HAS HIT THE GROUND RUNNING IN THE QUEST TO RETURN THE CRIMSON TIDE MEN'S BASKETBALL PROGRAM TO NATIONAL RELEVANCE.

COACHES AND STAFF



**JOHN
PELPHREY**

Associate Head Coach Third Season
KENTUCKY, 1992

John Pelphrey joined the Crimson Tide staff as the associate head men's basketball coach at The University of Alabama in April of 2016. Pelphrey came to Tuscaloosa with more than 20 years of assistant and head coaching experience at the Division-I level.

The addition of Pelphrey on the Crimson Tide bench not only added someone who boasts multiple years as an assistant coach in the Southeastern Conference (Florida from 1996-2002 and 2011-15), but also brings nine years of head coaching experience (South Alabama from 2002-07 and Arkansas from 2007-11). During his time in the SEC, Pelphrey coached 15 players that have been drafted in the NBA including World Champions: Udonis Haslem (3x), Mike Miller (2x), Matt Bonner (2x), Jason Williams and David Lee, who was also a 2-time NBA All-Star. Most recently, he coached Collin Sexton, who was the No. 8 overall selection in the 2018 NBA Draft.

Pelphrey wasted no time making an immediate impact at Alabama on the recruiting trail. With the help of Pelphrey and assistant coach Antoine Pettway, head coach Avery Johnson signed one of the most heralded recruiting classes in program history. The 2017 signing class boasted two players among the top-25 recruits in the country, both five-star recruits as listed by Rivals.com, as well as two four-star players and a three-star, while four of the five signees were ranked among the top-100 players in the nation, according to the site. Combined, the Alabama signing class was ranked as high as No. 6 in the nation.

Prior to working as an analyst for ESPN and the SEC Network during the 2015-16 basketball season, Pelphrey spent four seasons (2011-15) in what was his second go-around as an assistant coach at the University of Florida. During his 10 total years with the Gators, Pelphrey was instrumental in helping the team win four SEC championships and make a total of seven NCAA tournament appearances, which included the 2000 national championship game, 2014 Final Four, Elite Eight appearances in 2012 and 2013 and the Sweet 16 in 1999.



Sandwiched in between his two stints as an assistant coach at Florida, the Paintsville, Ky., native earned head coach positions at South Alabama for five seasons from 2002-07 and Arkansas for four seasons from 2007-11. Pelphrey holds a career 149-122 record (.550) as head coach, including an 80-67 (.544) mark at South Alabama and a record of 69-59 (.539) at Arkansas.

During his five seasons at South Alabama, Pelphrey led the program to back-to-back 20-win seasons his final two years. In 2005-06, he guided the Jaguars to one of the nation's largest turn-arounds, increasing by 14 wins from the previous season as USA reached the NCAA Tournament. The Jaguars finished that campaign with an impressive 24-7 record and 12-3 mark in the Sun Belt Conference. The following season, South Alabama went 20-12 which included one of the nation's longest winning streaks of the season at 13 games. In all, he led USA to a pair of Sun Belt Conference championships, one NCAA Tournament appearance and a showing in the NIT.

In 2007, Pelphrey was tabbed to head the Arkansas program and responded by leading the team to 23 wins in 2007-08, the best total by a first-year coach in the school's history. They also went to the SEC Tournament final

and reached the second round of the NCAA Tournament. That squad finished with a 23-12 record and posted a 6-2 record against ranked opponents. Those 23 wins were the most at Arkansas since 1999.

Pelphrey began his coaching career following one season playing professionally in France and Spain.


Pelphrey played two years at Kentucky under Eddie Sutton and three under Rick Pitino. Part of UK's class known as "The Unforgettables," he was inducted into the Kentucky Hall of Fame in 2005 and named the Wildcats' Student-Athlete of the Year in 1989. His jersey number (No. 34) was retired in 1992. During his Kentucky career, he started 90 of 114 games and finished with a career scoring average of 11.0 points.

Named Mr. Basketball in the state of Kentucky as a senior at Paintsville High School in 1987, he scored 2,477 points and grabbed 1,316 rebounds in his career.

Pelphrey is married to the former Tracy Lyon and they have a son, Jaxson, who is a manager with the UA men's basketball team, and a daughter, Grace, who is a freshman on the Crimson Tide women's basketball team.



The Pelphrey family (L to R): John, Tracy, Grace and Jaxson



**ANTOINE
PETTWAY**

Assistant Coach

11th Season

ALABAMA, 2004

Former Crimson Tide standout Antoine Pettway will begin his eighth season as an assistant coach at his alma mater in 2018, and his 11th year on the Alabama men's basketball staff. During his 13 seasons as a collegiate coach, Pettway has developed a reputation as one of the top recruiters not only in the Southeast, but in the nation as well.

Quickly becoming known as one of the top assistant coaches in the country, Pettway's work has taken notice on a national level. In its most recent national recruiter rankings, 247sports.com listed Pettway as the No. 1 recruiter in the nation for the 2019 class. Prior to that, he was ranked No. 3 nationally in 2017 and No. 9 in 2018, making it three consecutive years he has ranked among the top-10 recruiters in the nation.

Pettway played a key role in Alabama signing the program's top recruiting class in school history this past year. The 2017 class boasted two players among the top-25 recruits in the country, both five-star recruits as listed by Rivals.com, as well as two four-star players and a three-star, while four of the five signees were ranked among the top-100 players in the nation, according to the site. Combined, the Crimson Tide signing class was ranked as high as No. 6 in the nation.

Among the signees was Collin Sexton, who Rivals.com ranked as the nation's No. 7 overall recruit and No. 2 guard in the class of 2017, along with Alabama Mr. Basketball John Petty, who the site ranked as the No. 25 overall player and the No. 11 guard in the nation.

Pettway not only played a big role in the Tide's most recent signing class, but he also played a key part in luring the top recruits in the state of Alabama to the Capstone. Due in large part to his efforts on the recruiting trail, Alabama has signed the No. 1-ranked player in the state in four out of the last six years (Jimmie Taylor in 2013, Justin Coleman in 2014, Dazon Ingram in 2015 and Petty in 2017).

Prior to his role as an assistant coach with the Crimson Tide, Pettway spent three seasons as Alabama's director of operations (2010-



13) after serving as an assistant coach at his alma mater for the previous two years (2008-10). The Alberta, Ala., native re-joined the Crimson Tide in the summer of 2008, after a two-year stint on the staff at Jacksonville State.

A former Crimson Tide star player, Pettway's duties include recruiting, on-court coaching working primarily with the guards, scouting and statistical breakdown, along with other duties assigned by the head coach. He also works with the coaching staff to develop players off the court while assisting in the day-to-day management of the program.

Pettway is a fan-favorite in Tuscaloosa. He was an integral part of Alabama's NCAA quarterfinal run in 2004, starting every game at point guard. That marked the third consecutive season in which he led the Tide to the NCAA Tournament.

While attending graduate school in 2005-06, Pettway began his coaching career by serving as an office assistant in the Alabama basketball office before accepting the full-time position as an assistant coach at Jacksonville State.

Following his graduation from the Capstone with a degree in biology, Pettway played professionally for the Huntsville Flight of the NBA Developmental League and the Kentucky Reach of the World Basketball Association. While with the Reach, he was named the league's rookie of the year in 2004.

Pettway is married to the former Kim Minor, also a University of Alabama graduate. The couple has one son, Kingston, and a daughter, Jana Rae.



The Pettway family: Antoine and Kim, with daughter Jana Rae (left) and son Kingston (right)

COACHES AND STAFF



**YASIR
ROSEMOND**

Assistant Coach

Second Season

OREGON, 2003



COACHES/STAFF

A veteran coach of 13 years in the collegiate ranks, Yasir Rosemond is the newest face on the Alabama Crimson Tide coaching staff as he officially joined the program in May of 2017.

Rosemond made an immediate impact at Alabama on and off the court. As a recruiter, Rosemond helped recruit one of the top freshmen classes in the SEC, which includes five-star signee Kira Lewis Jr. As a coach on the floor, he had a hand in guiding the Crimson Tide back to the NCAA Tournament in 2018 – the program’s first appearance in the Big Dance in six years. In addition, he mentored and coached Collin Sexton, who was selected with the eighth overall pick by the Cleveland Cavaliers in the 2018 NBA Draft. Sexton was just the fourth top-10 selection in program history, joining Antonio McDyess (No. 2 overall in 1995), Derrick McKey (No. 9 overall in 1987) and Leon Douglas (No. 4 overall in 1976).

Rosemond came to the Crimson Tide after spending the previous three seasons at Georgia (2014-17). During his three seasons with the Bulldogs’ men’s basketball program, Rosemond helped Georgia to three consecutive postseason appearances (1 NCAA in 2015 and 2 NITs in 2016 and 2017). Rosemond coached four All-SEC players including three-time All-SEC honorees J.J. Frazier and Yante Maten.

The Atlanta, Ga., native also held coaching positions at Oregon, helping the Ducks reach the 2007 Elite 8, Samford and Seattle University during his 13-year coaching career.

While at Oregon, Rosemond coached three future NBA draft picks, including All-American Aaron Brooks (26th overall pick in 2007 NBA Draft by the Houston Rockets), Maarty Leunen (54th overall pick in 2008 NBA Draft by the Houston Rockets) and Malik Hairston (48th overall pick in the 2008 NBA Draft by the Phoenix Suns). Brooks is still an active member of the NBA, currently playing for the Minnesota Timberwolves as he enters his 11th season in the league.

Furthermore, Rosemond also coached former standout Tajuan Porter, who holds the University of Oregon and PAC-12 record for three-pointers made in a single-season (110) and for a career (345). Porter, the 2007 PAC-10 Tournament MVP, currently ranks eighth in school history for career field goals made (584) and ninth in career steals (103).

Prior to his three years at Georgia, Rosemond worked at Samford from 2012-14, after spending the 2010-11 season as an assistant coach at Seattle University under head coach Cameron Dollar.

Rosemond, a graduate of the University of Oregon, made his mark on the collegiate basketball landscape during his five seasons

(2005-10) at his alma mater under head coach Ernie Kent. The first two of those years he was Director of Basketball Operations, the latter three serving as an assistant coach.

While on the Ducks’ coaching staff, Rosemond helped assemble a top-25 recruiting class in 2008 and also coached Brooks, a 2007 All-American and 10-year NBA veteran currently with the Minnesota Timberwolves.

Before joining the staff at Oregon, Rosemond coached as an assistant for two seasons at Redlands Community College in El Reno, Okla., in 2003-04 and 2004-05. He helped the Cougars advance to the NJCAA championship game during 2004. In his two seasons at Redlands, Rosemond coached three junior college All-America performers – Taj Gray, Brandon Polk and Sylvester Mayes.

As a player, Rosemond was a standout guard at Douglass High School in Atlanta. Highlights of his prep career include earning All-State honors each of final three seasons. He helped lead the Astros to the semifinals of the 1993 Class 4A state tournament.

Rosemond then played at No. 1-ranked Okaloosa-Walton Junior College in Florida for one season during 1995-96 and also attended Butler (Kan.) Community College, where he redshirted during the 1996-97 campaign. While there, he was teammates with future NBA standout Stephen Jackson.

Rosemond moved on to Oregon for two seasons, where he played in 58 career games for the Ducks. He was honored as the recipient of the team’s John Warren Award in 1999, which is given to the most inspirational player on the Oregon basketball team.

Rosemond then enjoyed a four-season professional career in Brazil, playing for teams in Sao Paulo, Mogi das Cruzes and Hebraica while also working on his degree.

After he retired from professional basketball, Rosemond returned to Eugene and completed the final class (calculus) required to receive his bachelor’s in sociology from Oregon in 2003.





COLTON HOUSTON

Director of Operations Ninth Season

HARVARD, 2004

Colton Houston enters his fourth year as director of basketball operations and his ninth season with the Alabama men's basketball program.

As the team's director of operations, Houston serves as the point person for non-conference scheduling, team travel, and analytics. He is also the director of the Avery Johnson Basketball Camp and the staff's liaison to its various Tipoff Clubs around

the state. In addition, Houston is involved with on-campus recruiting, oversight of team managers, and special events such as Tide Tipoff and alumni reunions.

Prior to taking over the director of operations role, Houston spent time as the program's operations coordinator and athletics intern, in which his responsibilities included helping with the statistical analysis of games and practices, assisting with team travel, oversight of staff and student-athlete tickets for home and away games, and helping with the program's compliance efforts, along with other day-to-day duties as assigned by the coaching staff.

A native of Birmingham, Ala., Houston graduated from Harvard in 2004 with a bachelor's degree in government. Following his graduation, he was a teacher and assistant boys basketball coach at Christ School (Arden, N.C.), helping guide them to the 3A state title in 2005.

Houston went on to receive a master's degree in divinity from Beeson Divinity School at Samford University in 2010. He married the former Megan McCall in 2008 and the couple has two daughters, Caroline and Garland Grace.



Colton and Megan Houston, with daughters Garland Grace (left) and Caroline (right)

COACHES/STAFF



ALEX FAIN

Scouting & Recruiting Coordinator Fifth Season

ALABAMA, 2013

Alex Fain is in his fifth season with the Alabama men's basketball program and his second year as the scouting and recruiting coordinator, after serving as the team's video coordinator in each of the previous three years.

In his expanded role, Fain assists the coaching staff with both opponent and self-scouting in helping the team and staff prepare for upcoming opponents. He also works with practice plans and recruiting presentations, while creating individual player edits.

Prior to his new role, Fain served as the team's video coordinator for the previous three seasons (2014-17). While there, he was responsible for all aspects of video operations, including film exchange and video breakdown of both games and practices, among other duties.

Fain returned to his alma mater in 2014 after spending part of the 2013-14 season as the video coordinator for Indiana University.

Prior to his time in Bloomington, Fain was a manager for the Alabama basketball team for four years. Included in his duties as manager was setting up and breaking down equipment for each practice, assisting with one-on-one drills with the players and helping at the Alabama basketball camps, among other things.

Fain earned his bachelor's degree in human performance exercise science from Alabama in 2013. He is married to the former Turner Pyle and the couple is expecting their first child in October, 2018.

COACHES AND STAFF



**LOU
DENEEN**

Strength & Conditioning Sixth Season

SOUTH FLORIDA, 1991

Head strength and conditioning coach Lou DeNeen begins his sixth season at Alabama in 2018. DeNeen boasts 30 years of experience in the profession, including 25-plus years working as a college basketball strength and conditioning coach.

DeNeen has been an integral part of a staff that has guided Alabama to four consecutive postseason appearances, including a second round showing in the 2018 NCAA Tournament. In all, DeNeen has helped teams reach the NCAA or NIT a total of 21 times during his coaching career.

Throughout his collegiate coaching career, DeNeen has trained a total of 15 players who have either played or are currently playing in the NBA. Most recently, he worked with former Alabama point guard Collin Sexton who was selected with the eighth overall pick at the 2018 NBA Draft. While at Alabama, Sexton, who was an All-American and first team All-SEC performer, broke several school records on his way to becoming the highest scoring freshman in program history.

In all, DeNeen has worked with more than 25 NBA players, which includes numerous All-Stars. Furthermore, his clientele list includes five lottery picks, highlighted by the 1995 NBA Draft No. 1 overall pick, Joe Smith, and the 1996 NBA Draft No. 3 overall pick in Shareef Abdur-Rahim.

Prior to coming to Alabama, DeNeen spent six years at UAB (2007-13), following stints at Florida International (1991-94, 1997-2007) and California (1994-97).

In his six years at UAB, DeNeen helped the Blazers' men's basketball team to four straight postseason appearances (one NCAA, three NIT) from 2008-11.

DeNeen spent a total of 13 years in two stints as head strength and conditioning coach for FIU's 17 varsity sports. He originally was with the Golden Panthers from 1991-94 and then from 1997-2007.

In between his years at FIU, DeNeen was the top assistant strength coach at California, with direct responsibility for the football, men's basketball and softball programs. While working with the Golden Bears football team, DeNeen was the strength coach for numerous NFL draft picks, including five first-round selections and three second-round picks.


As head strength coach for Cal's nationally-ranked men's basketball team, DeNeen worked with seven players who went on to play in the NBA, including Abdur-Rahim, who was named the 1996 PAC-10 Player of the Year and league

scoring champion, and Ed Gray, who was the 1997 PAC-10 Player of the Year and scoring champion that same season.

Along with his collegiate experience, DeNeen has worked with and trained many professional athletes. His clientele includes: Major League Baseball players Alex Rodriguez, Raul Ibanez, Mike Lowell, Jose Cruz, Jr., Sean Rodriguez and Alex Gonzalez; NBA players Abdur-Rahim, Mark Strickland, Raja Bell, Jamal Mashburn, Carlos Arroyo, P.J. Brown and Joe Smith; and the NFL's Tony Gonzalez, among many others.

DeNeen received his bachelor's of science degree in microbiology from the University of South Florida in 1991 and earned a master's in health education from FIU in 1994. He has been a certified strength and conditioning specialist (C.S.C.S.) for 25 years.

DeNeen is married to the former Tina Collins and the couple resides in Birmingham.



Tina and Lou DeNeen.



**BLAKE
GRAY**

Director of Player Development Fourth Season

ALABAMA, 2014

Blake Gray is in his second season as the director of player development and his fourth season as part of the Alabama men's basketball staff. Prior to his current role, Gray spent two seasons as graduate manager for the men's basketball team, where he played a role in film breakdown, opponent scouting, overseeing managers, recruiting mail outs and other duties as assigned by the coaching staff.

In Gray's new role, he is responsible for the monitoring and coordination of the players' complete schedules, both on and off the court. Gray also assists the coaching staff in game preparation, video evaluation and player development edits, while aiding in the formulation of game plans and scouting reports, among other duties.

Gray is no stranger to the Crimson Tide program, as he spent four years as a student manager, including his last two seasons as one of the head managers. In that role, Gray helped coordinate schedules for practice times and individual workouts. He was also in charge of scheduling, practice set up and anything else assigned by the coaching staff.

During the summer of 2013, Gray spent time as an intern at Nike Headquarters where he worked primarily with the Jordan Brand Global marketing team.

The Huntsville, Ala., native earned both his undergraduate and master's degrees from Alabama, receiving his bachelor's in accounting in 2014 and his master's in sports management in 2015. Gray recently completed a second master's degree in marketing analytics, graduating in May of 2017.

**CLARKE
HOLTER**

Athletic Trainer

Fourth Season

WEST VIRGINIA, 2006

Clarke Holter is in his fourth season as the athletic trainer for the men's basketball team.

Holter came to Alabama after spending six years at Ole Miss, where he served as the men's basketball athletic trainer. During his time in Oxford, Holter was key in helping the Rebels to the 2013 Southeastern Conference Tournament title, as well as a pair of NCAA Tournament appearances (2013 and 2015).

Prior to his arrival at Ole Miss, he served as an intern athletic trainer for the Tampa Bay Buccaneers from May 2008-May 2009.


Holter graduated from West Virginia University in 2006 with a degree in athletic training. During his time at WVU, he worked with the Mountaineers' men's basketball,

football, baseball, rowing and women's soccer teams. In addition, he spent some time at the Healthworks Rehab & Fitness Clinic.

In 2005, he received the John C. Spiker Athletic Training Scholarship through the WVU school of education. He also completed an internship with the Miami Dolphins working through preseason and all of training camps, for the 2005 season.

After graduating from WVU, he attended James Madison University, where he obtained a Master's of Science in Kinesiology in 2008. During his time with the Dukes, he worked with the baseball, men's and women's golf teams. In the summer of 2007, he completed an internship with the Tampa Bay Devil Rays at their complex in St. Petersburg, Fla.

Holter is a board certified athletic trainer by the National Athletic Trainers' Association and has certifications in CPR/AED and serves as a CPR instructor. In addition he has obtained his Performance Enhancement Specialist and Corrective Exercise Specialist certifications through the National Academy of Sports Medicine. The Culpeper, Va. native is married to the former Liz Robertson, who was a four-year letterwinner for the Ole Miss women's basketball team from 2007-10. The couple has a daughter, Charleigh, and a son, Will.



Clarke and Liz Holter with son Will (left) and daughter Charleigh (right).

**ALEX
ACCETTA**

Operations Coordinator

Fourth Season

ALABAMA, 2017

Alex Accetta is in her fourth year with Alabama men's basketball and in her second season as the program's operations coordinator.

In her current role, Accetta assists with a multitude of projects throughout the year, including helping coordinate on-campus recruiting visits, assisting the director of operations with team travel and logistics, home and away game ticket requests for coaches, staff, visiting recruits and their families and serving as the point-of-contact in regards to home game needs for staff and special guests. In addition, she plays an important role for the program's events such as Pro Day, Parents Weekend, Coach Avery Basketball Camps and working with guest speakers along with other team functions throughout the year, among other duties.

Prior to her current role, Accetta worked as a student assistant in the UA men's basketball office from 2015-17. During that time, she assisted with the day-to-day operations and needs of the coaches and support staff, as well as certain tasks assigned by head coach Avery Johnson.

Accetta comes from a basketball background, as she spent three years (2010-13) working closely with Hall of Famer Nancy Lieberman, who was the head coach and assistant general manager with the Texas Legends of the NBA G-League.

Accetta, a native of Dallas, earned her degree in business management from UA and graduated in May of 2017.

SUPPORT STAFF



COACHES/
STAFF

2018-19 PLAYERS

INSIDE

Daniel Giddens	42-43
Donta Hall	44-45
Dazon Ingram	46-47
Avery Johnson Jr.	48-49
Herbert Jones	50-51
Tevin Mack	52-53
Riley Norris	54-55
John Petty Jr.	56-57
Alex Reese	58-59
Lawson Schaffer	60-61
Galin Smith	62-63
Tyler Barnes	64
Javian Davis-Fleming	64
Kira Lewis Jr.	65
Diante Wood	65
Managers/Team Photo	66



PLAYER PROFILES

4

6-11 • 247 • Jr.

Forward/
Center

DANIEL GIDDENS

Mableton, Ga. (Oak Hill Academy)

CAREER HIGHS

Points	13	Mississippi State (1/20/18)
Rebounds	9	4x, last vs. Oklahoma (1/27/18)
Assists	1	17x, last vs. Kentucky (3/10/18)
Steals	4	at UConn (12/12/15)
Blocks	6	UT Arlington (11/20/15)
Minutes	28	Penn State (1/25/16)
Field Goals	5	4x, last vs. Mississippi State
FG Att.	9	Rhode Island (12/6/17)
3-Point FG		
3-Point Att.	1	Michigan State (3/11/16)
Free Throws	3	6x, last vs. Florida (2/27/18)
FT Att.	7	Lipscomb (11/14/17)

2017-18 SEASON HIGHS

Points	13	Mississippi State (1/20/18)
Rebounds	9	vs. Oklahoma (1/27/18)
Assists	1	8x, last vs. Kentucky (3/10/18)
Steals	2	vs. Tennessee (2/10/18)
Blocks	4	vs. UCF (12/3/17)
Minutes	22	4x, last vs. Kentucky (3/10/18)
Field Goals	5	4x, last vs. Mississippi State
FG Att.	9	Rhode Island (12/6/17)
3-Point FG		
3-Point Att.		
Free Throws	3	4x, last vs. Florida (2/27/18)
FT Att.	7	Lipscomb (11/14/17)

MISCELLANEOUS STATS

Category	2017-18	Career
Double-digit scoring	5	7
20+ point games		
Double-digit rebounding		
Double-doubles		
Led UA in scoring		
Led UA in rebounding	2	2
Led UA in three-pointers		
Led UA in assists		
Led UA in steals	4	4
Led UA in blocks	9	9
5+ assist games		
3+ three-pointers		
3+ steal games		4
3+ block games	6	13



SOPHOMORE (2017-18)

- Saw action in 34 games, making 18 starts
- Ranked second on the team in blocked shots per game (1.0)
- Recorded a team-high seven rebounds and three blocks to go along with five points and an assist in the SEC tournament semifinal vs. Kentucky (3/10)
- Registered a career-high 13 points while leading the team in blocks (3) and adding four rebounds, one steal and one assist vs. Mississippi State (1/20)
- Scored 12 points while totaling six rebounds, two blocks and one steal in the win vs. Rhode Island (12/6)
- Was perfect from the field (5-of-5) to score 11 points, to go along with one rebound, one block and one steal against South Carolina (1/9)
- Totaled 10 points and six rebounds against Texas (12/22)
- Scored eight points to go along with three blocks, one steal and two rebounds in the win against BYU (11/24)
- Tied his career-high in rebounds (9) while adding four points and two blocks against then-No. 12 Oklahoma (1/27)
- Grabbed five rebounds to go along with three blocks and three points in the home opener against Lipscomb (11/14)
- Scored four points and made one block in 11 minutes in the win against UT Arlington (11/21)
- Tied for the lead in blocks (4) while scoring four points and grabbing three rebounds vs. UCF (12/3)
- Went 3-of-3 from the floor to total seven points in the Round of 32 vs. No. 1 seed Villanova (3/17)
- Collected eight points, two rebounds and one block at Arizona (12/9)
- Put up 11 points on 4-of-5 shooting while totaling two rebounds and a steal at Mississippi State (2/6)
- Scored four points while totaling three rebounds and two blocks against Mercer (12/19)
- Blocked two shots and scored two points while grabbing two rebounds vs. then-No. 5 Texas A&M (12/30)
- Totaled five points, one steal and one assist, while pulling down a rebound in 12 minutes off

the bench vs. Vanderbilt (1/2)

- Scored seven points to go along with four rebounds vs. Florida (2/27)

REDSHIRT SEASON (2016-17)

- Transferred from Ohio State and sat out the season due to NCAA transfer rules
- One of six to receive team's Student Academic Achievement Award

AT OHIO STATE (2015-16)

- Saw action in 33 contests, while making seven starts
- Averaged 3.8 points, 3.6 rebounds and 1.5 blocks in 18.2 minutes per game
- Improved as the year went on, averaging 5.0 points, 4.0 rebounds and 2.0 blocks a game in the Buckeyes' four postseason contests
- Went for a season-high 11 points in a loss to Florida in the second round of the 2016 National Invitation Tournament
- Scored 11 points and grabbed six rebounds in 26 minutes off the bench against Mount St. Mary's (11/15)
- Totaled seven points, nine boards and six blocks against UT Arlington (11/20)
- Collected five points, six rebounds and three blocks against Memphis (11/27)
- Had four blocks vs. Virginia (12/1)
- Tallied seven points, six boards and four steals at UConn (12/12)
- Recorded six points and three boards vs. Kentucky (12/19)

PREP HIGHLIGHTS

- Came out of renowned Oak Hill Academy where he was a consensus top-50 player and top-10 center in the nation
- Helped his team to a 47-1 record in 2014-15
- Was a part of multiple tournament championships, including the Captured Phenom Hoop Classic, Marshall County Hoop Fest and Nike Extravaganza, among others
- Prior to his time at Oak Hill Academy, he played at Wheeler High School where he averaged 12 points, 10 rebounds and four blocks per game while leading his team to the Georgia Region 5 title
- 2013 Georgia Sports Writers Association All-Georgia Class 5A Second Team honors

PROFILES

PLAYER PROFILES



0

6-9 • 230 • Sr.

Forward

DONTA HALL

Luverne, Ala. (Luverne)

CAREER HIGHS

Points	20	2x, last vs. LSU (2/13/18)
Rebounds	14	Rhode Island (12/6/17)
Assists	3	2x, last vs. Lipscomb (11/14/17)
Steals	3	2x, last at Miss. State (2/6/18)
Blocks	8	vs. Oklahoma (1/27/18)
Minutes	39	at South Carolina (2/7/17)
Field Goals	9	UCF (12/3/17)
FG Att.	10	2x, last vs. LSU (2/13/18)
3-Point FG		
3-Point Att.		
Free Throws	7	Rhode Island (12/6/17)
FT Att.	10	Rhode Island (12/6/17)

2017-18 SEASON HIGHS

Points	20	2x, last vs. LSU (2/13/18)
Rebounds	14	Rhode Island (12/6/17)
Assists	3	2x, last vs. Lipscomb (11/14/17)
Steals	3	at Mississippi State (2/6/18)
Blocks	8	vs. Oklahoma (1/27/18)
Minutes	32	at Arizona (12/9/17)
Field Goals	9	UCF (12/3/17)
FG Att.	10	2x, last vs. LSU (2/13/18)
3-Point FG		
3-Point Att.		
Free Throws	7	Rhode Island (12/6/17)
FT Att.	10	Rhode Island (12/6/17)

MISCELLANEOUS STATS

Category	2017-18	Career
Double-digit scoring	19	20
20+ point games	2	2
Double-digit rebounding	5	8
Double-doubles	5	5
Led UA in scoring	6	8
Led UA in rebounding	14	30
Led UA in three-pointers		
Led UA in assists		1
Led UA in steals	6	18
Led UA in blocks	20	35
5+ assist games		
3+ three-pointers		
3+ steal games	1	2
3+ block games	12	25

CAREER ACCOLADES

- 2018 SEC All-Defensive Team
- Led the SEC with 75 dunks in 2017-18
- Set a new school record in single-season field goal percentage as a junior, shooting 72.6 percent (151-of-208)

JUNIOR (2017-18)

- Saw action in 34 games, making 31 starts
- Named to the 2018 SEC All-Defensive team
- Also named the team's Outstanding Defensive Player award
- Led the team and set new school record in single-season field goal percentage, shooting 72.6 percent (151-of-208) on the year
- Led the Tide in blocks per game (2.0) and rebounds per game (6.6)
- Had 75 dunks which not only led the team but was tops in the SEC
- Ranked fourth in the SEC and 33rd in the nation in blocks
- Connected on 9-of-9 field goals to finish with a career-high 20 points vs. UCF (12/3)
- Went 8-of-10 from the field to tie his career high of 20 points vs. LSU (2/13)
- Recorded the first double-double of his career with 11 points and 11 rebounds to go along with tying his former career-high of five blocks and a career-best three assists in the season opener against Memphis (11/10)
- Registered his second double-double of his career with 13 points and 14 rebounds to go along with three blocks and two assists in the win against Rhode Island (12/6)
- Dropped 15 points and pulled down 12 rebounds at Arizona (12/9)
- Recorded his fourth double-double of his career with a perfect 7-of-7 performance from the field to total 14 points, while pulling down 11 rebounds at then-No. 23 Florida (2/3)
- Went 8-of-10 from the floor to total a team-high 17 points, while grabbing 11 rebounds against then-No. 15 Tennessee (2/10)
- Blocked a career-high eight shots while adding nine points and seven rebounds against then-No. 12 Oklahoma (1/27)
- Finished with 15 points to go along with seven rebounds and four blocks against Louisiana Tech (11/29)
- Collected 10 points, five rebounds and three blocks against Lipscomb (11/14)
- Went 7-of-8 from the field to total 17 points, to go along with six rebounds, one assist and two blocks vs. then-No. 5 Texas A&M (12/30)
- Was perfect from the floor, shooting 6-of-6 to total 14 points, while collecting six rebounds, two blocks and one steal vs. Vanderbilt (1/2)
- Went 6-of-7 from the field to score 13 points, while totaling a team-high seven rebounds and three blocks against South Carolina (1/9)
- Shot 6-of-7 from the floor to lead the team with 14 points, while adding seven rebounds against Ole Miss (1/23)
- Went 7-of-8 from the field to total 16 points while adding six rebounds and two blocks at Kentucky (2/17)
- Scored 12 points to go along with six rebounds at Texas A&M (3/3)
- Recorded 11 points, five rebounds, one assist and one steal in win over the Aggies in the SEC tournament (3/8)
- Added 11 points and six boards before exiting the SEC Tournament quarterfinal matchup against Auburn (3/9)
- Chipped in 10 points, three rebounds and a steal in UA's NCAA tournament matchup against Virginia Tech (3/15)

SOPHOMORE (2016-17)

- Played in 34 games making 20 starts
- Averaged 6.0 points, 5.5 rebounds and 19.7 minutes per game
- Led team in field goal percentage (.658), dunks (35), blocks (48) and ranked third in rebounding (5.5 rpg)
- Led squad in rebounds in 10 games, which was top on the team
- Had 13 points on 6-of-7 field goals and three dunks in the win at LSU (1/14)
- Shot a perfect 6-of-6 from the field to finish with 12 points, including four dunks, against then-No. 23 Florida (1/10)
- Scored 15 points in the win over USC Upstate (12/15)
- Made his first career start and responded with 14 points in the loss at Oregon (12/11)
- Pulled down 12 rebounds to go along with nine points against Valparaiso (11/21)
- Scored 10 points and blocked two shots against Mississippi State (3/9)
- Had eight points and seven rebounds in the win over LSU (2/18)
- Registered season-highs in blocks (4) and minutes played (39) in Alabama's 4OT win against South Carolina (2/7)
- Led the team in rebounding with 11 in the win over Georgia (1/25)

FRESHMAN (2015-16)

- Played in 33 games on the year
- Ranked second on the team and sixth in the SEC with 1.7 blocks per game
- Had four or more blocked shots in eight games on the season, including blocking at least five shots in three of the final five games
- Led the team in field goal percentage (.607), making 37-of-61 attempts on the season
- Ranked second in blocked shots per game among all SEC freshmen
- Averaged 4.5 points, 4.5 rebounds and 3.5 blocks per game in the SEC Tournament
- Scored a season-high 10 points while leading the team with eight rebounds and two blocks in just 16 minutes against Auburn (2/27)
- Matched his season high with five blocks at Creighton (3/15)
- Blocked five shots, matching his season high, against Ole Miss (3/10) and was a perfect 2-of-2 from the field
- Had five points, seven rebounds and season-highs five blocked shots and 21 minutes of action vs. Arkansas (3/2)



PLAYER PROFILES



12

6-5 • 210 • Jr.

Guard

DAZON INGRAM

Theodore, Ala. (Theodore)

CAREER HIGHS

Points	22	2x, last vs. La Tech (11/29/17)
Rebounds	14	Rhode Island (12/6/17)
Assists	7	2x, last at LSU (1/14/17)
Steals	5	Auburn (2/4/17)
Blocks	3	at Vanderbilt (1/2/18)
Minutes	37	2x, last vs. Rhode Island (12/6/17)
Field Goals	9	Ole Miss (3/1/17)
FG Att.	12	2x, last at Missouri (2/15/17)
3-Point FG	3	2x, last at Missouri (2/15/17)
3-Point Att.	6	Texas A&M (12/30/17)
Free Throws	13	Louisiana Tech (11/29/17)
FT Att.	17	Louisiana Tech (11/29/17)

2017-18 SEASON HIGHS

Points	22	Louisiana Tech (11/29/17)
Rebounds	14	Rhode Island (12/6/17)
Assists	6	2x, last vs. Miss. State (1/20/18)
Steals	3	at Vanderbilt (1/2/18)
Blocks	3	Rhode Island (12/6/17)
Minutes	37	Ole Miss (3/1/17)
Field Goals	6	5x, last vs. Texas A&M (3/8/18)
FG Att.	12	2x, last at Missouri (2/15/17)
3-Point FG	2	3x, at Texas A&M (3/3/18)
3-Point Att.	6	Texas A&M 12/30/17)
Free Throws	13	Louisiana Tech (11/29/17)
FT Att.	17	Louisiana Tech (11/29/17)

MISCELLANEOUS STATS

Category	2017-18	Career
Double-digit scoring	17	38
20+ point games	2	3
Double-digit rebounding	2	4
Double-doubles	2	4
Led UA in scoring	1	10
Led UA in rebounding	12	12
Led UA in three-pointers	3	8
Led UA in assists	11	32
Led UA in steals	7	21
Led UA in blocks	3	8
5+ assist games	6	15
3+ three-pointers		2
3+ steal games	2	5
3+ block games	1	1

SOPHOMORE (2017-18)

- Played in 35 contests, making 33 starts
- Ranked second on the team in assists (2.6) and rebounds (5.7) per game
- Matched career high with 22 points along with nine boards vs. Louisiana Tech (11/29)
- Went 11-for-15 from the free-throw line to collect 20 points, along with five assists and five rebounds in the season opener against Memphis (11/10)
- Recorded a double-double with 10 points and a career-high 14 rebounds vs. URI (12/6)
- Led the team in points (18), rebounds (10), assists (3) and steals (3) at LSU (1/13)
- Went 10-of-13 from the free throw line to total 16 points vs. then-No. 17 Auburn (1/17)
- Collected 13 points on 6-for-8 shooting from the field, seven rebounds and matched season-high with five assists vs. Lipscomb (11/14)
- Led Alabama on the boards in its win in the SEC Tournament vs. Texas A&M, collecting nine rebounds to go along with 13 points, three assists and a pair of steals (3/8)
- Dropped 13 points to go along with three assists and three rebounds vs. BYU (11/24)
- Recorded 10 points and seven rebounds at Arizona (12/9)
- Led the team in rebounds (8) and went 5-of-6 from the free throw line to total 11 points in the win against Mercer (12/19)
- Led the team in assists (3) and steals (3) while scoring 16 points and snatching six rebounds vs. then-No. 5 Texas A&M (12/30)
- Scored 13 points vs. Arkansas (2/24)
- Recorded a career-high three blocks and led the team in rebounds (6), while adding nine points vs. Vanderbilt (1/2)
- Scored 10 points while leading the team in rebounds (8) and assists (5) vs. Ole Miss (1/23)
- Totaled eight points, seven rebounds, one assist and one steal at then-No. 23 Florida (2/3)
- Chipped in 14 points, seven rebounds and a game-best five assists in the SEC tournament quarterfinal win over Auburn (3/9)
- Registered nine points and a game-high seven rebounds against Virginia Tech in the NCAA tournament (3/15)

REDSHIRT FRESHMAN (2016-17)

- Named the team's Outstanding Offensive Player of the Year
- Was the only Crimson Tide player to start all 34 contests
- Led the team in assists (3.3 apg), steals (0.9 spg), and three-point field goal percentage (.429), while ranking second in scoring (10.6 ppg) and minutes per game (27.5), third in field goal percentage (.520) and fourth in rebounds per game (4.5)
- Finished with eight games of five or more assists and 18 double-figure scoring games on the season
- Led the Tide with two double-doubles
- Registered new-career highs in points (22) and field goals made (9) in the win over Ole Miss (3/1)
- Established a then-career-high in points (18) at Missouri (2/15)
- Helped lead the Tide to the SEC Tournament semifinals, averaging 13.7 ppg in three tournament games
- Had 17 points in SEC tourney opener vs.

Mississippi State (3/9)

- Also scored 17 points in the semifinal loss to then-No. 8 Kentucky (3/11)
- Compiled 16 points and a career-best five steals against Auburn (2/4)
- Collected his first career double-double with then-career highs of 16 points and 10 rebounds in the win vs. Stetson (12/29)
- Registered another double-double (10 pts, 10 reb) while adding five assists vs. Vanderbilt (1/7)
- Finished with 15 points and six assists vs. Mississippi State (1/28)
- Led Alabama in scoring (14 pts) against Arkansas (2/1)
- Had seven assists and no turnovers, to go along with five points, six rebounds and two steals win over LSU (1/14)
- Tallied 12 points and led the team with three assists in the Tide's win over Missouri (1/18)
- Led Alabama in scoring (13 pts), assists (4) and rebounds (9) in the Tide's victory at Mississippi State (1/3)
- Registered a career-high seven assists while scoring 14 points vs. Dayton (11/15)
- Scored 11 points to go along with six assists in the NIT vs. Richmond (3/14)

FRESHMAN (2015-16)

- Started each of the first seven contests, scoring in double-digits three times, before suffering a foot injury in practice that forced him to medically redshirt the 2015-16 season
- At the time of his injury, he led the team in rebounds (5.9 rpg) and assists (3.3 apg)
- Started and scored 16 points on 8-of-11 shooting in his first collegiate game vs. Kennesaw State (11/13), while adding six rebounds and four assists in 28 minutes
- The debut was the best opening game by an Alabama freshman since JaMychal Green went for 17 points and 12 rebounds in the 2008-09 season opener vs. Mercer (11/6/08)
- Pulled down a then-season-high seven rebounds against Louisiana (11/20), while scoring 10 points to go along with five assists against the Ragin' Cajuns
- Scored 11 points and had eight rebounds in the win over then-No. 20 Wichita State (11/27)



PLAYER PROFILES



5

5-11 • 187 • Gr.

Guard

EVERY JOHNSON JR.

Houston, Texas. (Plano West)

CAREER HIGHS

Points	23	at South Carolina (2/7/17)
Rebounds	6	at South Carolina (2/7/17)
Assists	6	3x, last vs. Miss. State (3/9/17)
Steals	3	5x, last at Auburn (2/21/18)
Blocks	1	2x, last vs. Auburn (1/17/18)
Minutes	44	at South Carolina (2/7/17)
Field Goals	9	at South Carolina (2/7/17)
FG Att.	21	at South Carolina (2/7/17)
3-Point FG	5	at South Carolina (2/7/17)
3-Point Att.	10	at South Carolina (2/7/17)
Free Throws	5	vs. Clemson (12/18/16)
FT Att.	6	2x, last vs. Clemson (12/18/16)

2017-18 SEASON HIGHS

Points	13	vs. Memphis (11/10/17)
Rebounds	4	Alabama A&M (11/17/17)
Assists	5	Alabama A&M (11/17/17)
Steals	3	2x, last at Auburn (2/21/18)
Blocks	1	vs. Auburn (1/17/18)
Minutes	24	at Auburn (2/21/18)
Field Goals	4	4x, last at Auburn (2/21/18)
FG Att.	8	3x, last vs. Florida (2/27/18)
3-Point FG	2	6x, last at Auburn (2/21/18)
3-Point Att.	5	at Georgia (1/6/18)
Free Throws	4	at Mississippi State (2/6/18)
FT Att.	5	at Mississippi State (2/6/18)

MISCELLANEOUS STATS

Category	2017-18	Career
Double-digit scoring	4	14
20+ point games		1
Double-digit rebounding		
Double-doubles		
Led UA in scoring		4
Led UA in rebounding		1
Led UA in three-pointers	5	9
Led UA in assists	1	8
Led UA in steals	6	14
Led UA in blocks		
5+ assist games		3
3+ three-pointers		2
3+ steal games	2	5
3+ block games		



CAREER ACCOLADES

- 2018 SEC Academic Honor Roll

JUNIOR (2017-18)

- Named to SEC Academic Honor Roll
- One of two UA players who competed in all 36 contests on the season (John Petty)
- Scored 13 points in 22 minutes off the bench and went 2-for-3 from beyond the arc in the season opener against Memphis (11/10)
- Totaled 10 points in 16 minutes off the bench vs. South Carolina (1/9)
- Put up 10 points while adding two rebounds, two assists and two steals in 21 minutes at then-No. 23 Florida (2/3)
- Went 3-for-4 from the field to score nine points in the home opener vs. Lipscomb (11/14)
- Scored eight points while adding a team-high two steals in 22 minutes vs. Georgia (1/6)
- Went 4-of-5 from the free-throw line to total nine points at Mississippi State (2/6)
- Put up 10 points to go along three steals at then-No. 12 Auburn (2/21)
- Had seven points in the SEC Tournament semifinal game vs. Kentucky (3/10)
- Added eight points and an assist in 10 minutes vs. Virginia Tech in the NCAA Tournament (3/15)
- Put up 10 points to go along with two rebounds, two assists and three steals at then-No. 12 Auburn (2/21)
- Provided an offensive spark off the bench in the win against UT Arlington (11/21) scoring eight points in 13 minutes
- Led the team in three-pointers made (2-of-3) to total six points, while adding two rebounds against Vanderbilt (1/2)
- Scored eight points while adding a team-high two steals in 22 minutes off the bench vs. Georgia (1/6)
- Went 4-of-5 from the free-throw line to total nine points, while adding two rebounds at Mississippi State (2/6)
- Had seven points, one rebound and one assist in the SEC Tournament semifinal game vs. Kentucky (3/10)
- One of seven to earn team's Student Academic Achievement Award and also received the Media Appreciation Award.

SOPHOMORE (2016-17)

- Named the team's Most Improved Player
- Saw action in 34 games making six starts
- Ranked fifth on team in scoring (6.9 ppg), fifth in three-point field goal percentage (.311) and second in free throw percentage (.762)
- Established career-highs in points (23), rebounds (6), assists (6), minutes (44), field goals made (9) and attempted (21) and threes made (5) and attempted (10), in Alabama's 4OT win over South Carolina (2/7)
- Led Alabama in scoring with 17 points and had three steals against Clemson (12/18)
- Led the team in scoring (13 pts) and matched his then-career highs in rebounds (5) in the win over Mississippi State (1/3)
- Had a team-high 13 points vs. Missouri (1/18)
- Registered 13 points, five rebounds, six assists, three steals and made three field goals beyond the arc against Ball State (11/18)
- Scored 11 points in 23 minutes off the bench in the victory over Charleston Southern (11/29)
- Had one of his best all-around games in the SEC Tournament opening win against Mississippi State (3/9), finishing with 10 points, six assists and five rebounds
- Scored nine points in the SEC Tournament quarterfinal win over South Carolina (3/10)
- Led the Tide in assists (6), while adding 10 points against Stetson (12/29)
- Registered 10 points in 16 minutes against Texas (12/2)
- Scored nine points and added a steal and an assist at Texas A&M (2/25)

REDSHIRT SEASON (2015-16)

- Sat out season due to NCAA transfer rules
- Transferred from Texas A&M prior to the start of the 2015-16 season

AT TEXAS A&M (2014-15)

- Played in 13 games during his lone season at Texas A&M playing in a limited role
- Saw a season-best 18 minutes of action on opening night, scoring 10 points on 5-of-9 shooting vs. Northwestern State (11/14).

PREP HIGHLIGHTS

- Rated as a three-star prospect by 247 Sports as well as the No. 56 point guard recruit



10

6-7 • 206 • So.

Guard

HERBERT JONES

Greensboro, Ala. (Hale County)

CAREER HIGHS

Points	14	Oklahoma (1/27/18)
Rebounds	9	2x, last vs. Texas A&M (12/30/17)
Assists	4	2x, last vs. Auburn (1/17/18)
Steals	5	UCF (12/3/17)
Blocks	2	5x, last vs. Texas A&M (3/8/18)
Minutes	34	2x, last vs. Virginia Tech (3/15/18)
Field Goals	6	Oklahoma (1/27/18)
FG Att.	10	Oklahoma (1/27/18)
3-Point FG	2	vs. Memphis (11/10/17)
3-Point Att.	3	2x, last vs. LSU (2/3/18)
Free Throws	4	vs. Memphis (11/10/17)
FT Att.	6	vs. Memphis (11/10/17)

2017-18 SEASON HIGHS

Points	14	Oklahoma (1/27/18)
Rebounds	9	2x, last vs. Texas A&M (12/30/17)
Assists	4	2x, last vs. Auburn (1/17/18)
Steals	5	UCF (12/3/17)
Blocks	2	5x, last vs. Texas A&M (3/8/18)
Minutes	34	2x, last vs. Virginia Tech (3/15/18)
Field Goals	6	Oklahoma (1/27/18)
FG Att.	10	Oklahoma (1/27/18)
3-Point FG	2	vs. Memphis (11/10/17)
3-Point Att.	3	2x, last vs. LSU (2/13/18)
Free Throws	4	vs. Memphis (11/10/17)
FT Att.	6	vs. Memphis (11/10/17)

MISCELLANEOUS STATS

Category	2017-18	Career
Double-digit scoring	3	3
20+ point games		
Double-digit rebounding		
Double-doubles		
Led UA in scoring		
Led UA in rebounding	4	4
Led UA in three-pointers		
Led UA in assists	4	4
Led UA in steals	9	9
Led UA in blocks	5	5
5+ assist games		
3+ three-pointers		
3+ steal games	7	7
3+ block games		



CAREER ACCOLADES

- 2018 SEC First Year Academic Honor Roll
- Broke school record for charges taken in a season with 23 as a freshman
- One of 25 collegiate players from around the country who was invited to participate in the Nike Skills Academy
- Joined teammates John Petty and Kira Lewis Jr., making UA one of only three teams in the nation to have multiple players at the prestigious event

FRESHMAN (2017-18)

- Named to SEC First Year Academic Honor Roll
- Saw action in 35 games, making 13 starts
- Received team's Outstanding Defensive Player Award and one of seven to earn team's Student Academic Achievement Award
- Led the team and ranked seventh in the league in steals (44, 1.3 spg)
- Set a single-season school record by taking 23 charges on the year
- Made his collegiate debut in the season opener against Memphis, earning the start and finishing with 12 points and five rebounds in 27 minutes (11/10)
- Scored a career-high 14 points and led the team in assists (3) and steals (2) while adding five rebounds vs. then-No. 12 Oklahoma (1/27)
- Collected six points and three rebounds in the home opener against Lipscomb (11/14)
- Grabbed a team-high eight rebounds to go along with seven points and three assists against Alabama A&M (11/17)
- Turned in an outstanding effort on both ends of the court, totaling seven points, nine rebounds and four steals to go along with drawing four charges vs. UT Arlington (11/21)
- Put up six points and five rebounds to go along with two steals in 20 minutes off the bench vs. Louisiana Tech (11/29)
- Led the team with season highs in steals (5) and assists (4) while scoring four points against UCF (12/3)
- Led the team in rebounds (9) while totaling four points, two assists and one block vs. then-No. 5 Texas A&M (12/30)
- Had six points, three rebounds and two blocks vs. Vanderbilt (1/2)
- Led the team in steals (4) while adding five

- points, five rebounds, two assists and two blocks vs. South Carolina (1/9)
- Scored five points to go along with six rebounds and two steals against LSU (1/13)
- Led the team in steals (4) and assists (4) while totaling 11 points, seven rebounds and a block vs. then-No. 17 Auburn (1/17)
- Totaled seven points to go along with two rebounds, three assists and one steal vs. Ole Miss (1/23)
- Scored six points while adding one rebound and a block at then-No. 23 Florida (2/3)
- Put up seven points to go along with two rebounds, two assists and a team-high three steals vs. then-No. 15 Tennessee (2/10)
- Chipped in six points, three rebounds, three steals and a season-high tying two blocks in the SEC tournament win over Texas A&M (3/8)
- Added six points, four rebounds, three assists, one block and one steal vs. Virginia Tech in the NCAA tournament (3/15)

PREP HIGHLIGHTS

- Played under his father, Walter Sr., at Sunshine before the school closed in 2015
- Played under Antwan Butler at Hale County, where his father served as an assistant coach
- Ranked the No. 30 shooting guard in the nation according to 247Sports.com
- No. 71 prospect in the country according to Rivals.com
- Ranked the No. 2 prospect in the state of Alabama by Hoopseen.com
- The top small forward in the state and No. 8 small forward in the southern region according to Scout.com
- Three-time ASWA first team all-state honoree
- Earned 1A honorable mention all-state honors in 2015 and 3A second team all-state honors in 2016
- Selected as the 4A State Player of the Year and named to the Class 4A All-State first team as a senior (ASWA)
- Led his team to the 2017 state championship and was the Most Outstanding Player of the tournament
- Averaged 16.5 points, 8.2 rebounds and 4.0 assists per game as a senior
- Selected to play in 2017 Alabama-Mississippi All-Star Game alongside teammates Alex Reese (Alabama) and Galin Smith (Mississippi)

- Earned Alabama MVP honors scoring 17 points and leading the team with eight rebounds while dishing out two assists in 24 minutes
- Played for Sunshine High School as a freshman and sophomore before transferring to Hale County High School to finish his career
- Led Sunshine to the AHSAA Class 1A state finals
- Saw the court for Sunshine's varsity team as early as seventh grade
- Averaged 15.7 points, 7.1 rebounds, 3.1 assists and 2.9 steals per game as a junior at Hale County
- Excelled on the AAU circuit for the Alabama Challenge

PERSONAL INFORMATION

- Born Oct. 6, 1998
- Son of Walter Sr. and Verlander Jones
- Has a brother, Walter, Jr.
- Majoring in business management

JONES' GAME-BY-GAME STATS

2017-18

Opponent	Date	Min	FG-FGA	3FG-FGA	FT-FTA	Off-Def-Tot	PF	A	TO	Blk	Stl	Pts
vs. Memphis	11/10	27	3-8	2-2	4-6	1-4-5	3	1	3	2	2	12
LIPSCOMB	11/14	25	2-4	0-1	2-2	0-3-5	4	0	0	1	0	6
ALABAMA A&M	11/17	23	2-6	0-1	3-4	3-5-8	2	3	0	0	0	7
UT ARLINGTON	11/21	34	3-3	1-1	0-0	0-9-9	4	3	4	0	4	7
vs. BYU	11/24	22	1-3	0-0	1-2	1-3-4	2	3	3	1	1	3
vs. Minnesota	11/25	8	0-1	0-0	2-2	0-0-0	1	0	2	0	0	2
LOUISIANA TECH	11/29	20	2-7	0-1	2-4	2-3-5	5	1	4	0	2	6
UCF	12/3	27	2-4	0-1	0-2	0-1-1	2	4	3	0	5	4
RHODE ISLAND	12/6	31	2-2	0-0	0-0	0-3-3	4	1	2	0	1	4
at Arizona	12/9	14	0-1	0-0	0-0	0-0-0	5	2	1	0	1	0
vs. Mercer	12/19	8	0-1	0-0	0-0	0-0-0	1	2	1	0	0	0
TEXAS	12/22	8	0-1	0-0	1-2	0-1-1	2	0	0	0	1	1
TEXAS A&M*	12/30	21	2-3	0-0	0-2	2-7-9	2	2	1	1	0	4
at Vanderbilt*	1/2	21	3-8	0-0	0-0	2-1-3	2	1	1	2	0	6
at Georgia*	1/6	29	2-7	0-3	0-0	0-4-4	2	0	3	2	1	4
SOUTH CAROLINA*	1/9	25	2-3	1-1	0-0	1-4-5	0	2	1	2	4	5
at LSU*	1/13	25	2-4	1-1	0-0	3-3-6	1	0	2	0	2	5
AUBURN*	1/17	25	5-9	0-0	1-2	1-6-7	5	4	2	1	4	11
MISSISSIPPI STATE*	1/20	30	3-8	0-1	0-0	2-3-5	1	0	1	1	0	6
at Ole Miss*	1/23	22	3-4	1-1	0-0	1-1-2	5	3	1	0	1	7
OKLAHOMA	1/27	31	6-10	0-1	2-5	1-4-5	3	3	2	1	2	14
MISSOURI*	1/31	19	0-4	0-1	0-0	2-2-4	2	1	2	1	0	0
at Florida*	2/3	23	2-4	0-0	2-2	0-1-1	3	0	2	1	0	6
at Mississippi State*	2/6	28	0-2	0-1	1-2	0-1-1	3	0	3	1	0	1
TENNESSEE*	2/10	17	3-7	1-2	0-0	0-2-2	0	2	0	0	3	7
LSU*	2/13	22	1-4	0-0	0-0	2-2-4	4	3	1	1	1	2
at Kentucky*	2/17	17	1-3	0-1	0-0	1-3-4	2	0	1	0	0	2
at Auburn*	2/21	12	0-2	0-1	0-2	0-0-0	4	0	0	0	0	0
ARKANSAS*	2/24	18	0-2	0-1	0-0	0-3-3	2	1	1	0	3	0
FLORIDA*	2/27	8	0-4	0-1	0-0	3-2-5	2	0	0	1	0	0
at Texas A&M*	3/3					DNP-INJURED						
vs. Texas A&M	3/8	25	3-3	0-0	0-0	0-3-3	2	0	2	2	3	6
vs. Auburn	3/9	14	0-3	0-1	1-4	0-2-2	4	2	1	0	1	1
vs. Kentucky	3/10	13	0-2	0-0	0-0	0-1-1	3	0	1	0	1	0
vs. Virginia Tech	3/15	34	3-4	0-0	0-0	1-3-4	3	3	4	1	1	6
vs. Villanova	3/17	15	0-1	0-0	2-4	0-3-3	4	1	1	0	0	2
TOTALS		741	58-142	7-26	24-48	29-92-121	94	48	56	22	44	147

JONES' CAREER STATS

Year	GP	GS	Min	Avg	FG	FGA	Pct	3FG	3FGA	Pct	FT	FTA	Pct	Off	Def	Tot	Avg	PF	FO	Ast	TO	Blk	Stl	Pts	Avg
2017-18	35	13	741	21.2	58	142	.408	7	26	.269	24	48	.500	29	92	121	3.5	94	4	48	56	22	44	147	4.2
TOTALS	35	13	741	21.2	58	142	.408	7	26	.269	24	48	.500	29	92	121	3.5	94	4	48	56	22	44	147	4.2

JONES' CAREER STATS

Year	GP	GS	Min	Avg	FG	FGA	Pct	3FG	3FGA	Pct	FT	FTA	Pct	Off	Def	Tot	Avg	PF	FO	Ast	TO	Blk	Stl	Pts	Avg
2017-18	17	7	362	21.3	29	78	.372	4	18	.222	4	11	.364	20	44	64	3.8	40	2	19	22	14	19	66	3.9
TOTALS	17	7	362	21.3	29	78	.372	4	18	.222	4	11	.364	20	44	64	3.8	40	2	19	22	14	19	66	3.9



34

6-6 • 225 • Jr.

Forward

TEVIN MACK

Columbia, S.C. (Dreher)

CAREER HIGHS

Points	27	Oklahoma State (1/4/17)
Rebounds	12	vs. Arkansas (12/17/16)
Assists	2	5x, last vs. Kent State (12/27/16)
Steals	1	10x, last at Kansas State (12/30/16)
Blocks	2	at Kansas State (12/30/16)
Minutes	39	Oklahoma State (1/4/17)
Field Goals	10	Oklahoma State (1/4/17)
FG Att.	17	Oklahoma State (1/4/17)
3-Point FG	5	2x, last at Iowa State (2/13/16)
3-Point Att.	12	at Iowa State (2/13/16)
Free Throws	6	Long Beach State (12/10/16)
FT Att.	10	vs. Northwestern (11/21/16)

2016-17 SEASON HIGHS

Points	27	Oklahoma State (1/4/17)
Rebounds	12	vs. Arkansas (12/17/16)
Assists	2	5x, last vs. Kent State (12/27/16)
Steals	1	10x, last at Kansas State (12/30/16)
Blocks	2	at Kansas State (12/30/16)
Minutes	39	Oklahoma State (1/4/17)
Field Goals	10	Oklahoma State (1/4/17)
FG Att.	17	Oklahoma State (1/4/17)
3-Point FG	4	4x, last vs. Oklahoma State (1/4/17)
3-Point Att.	8	2x, last vs. Arkansas (12/17/16)
Free Throws	6	Long Beach State (12/10/16)
FT Att.	10	vs. Northwestern (11/21/16)

MISCELLANEOUS STATS

Category	2016-17	Career
Double-digit scoring	11	16
20+ point games	2	3
Double-digit rebounding	1	1
Double-doubles	1	1
Led UA in scoring		
Led UA in rebounding		
Led UA in three-pointers		
Led UA in assists		
Led UA in steals		
Led UA in blocks		
5+ assist games		
3+ three-pointers	7	11
3+ steal games		
3+ block games		



REDSHIRT SEASON (2017-18)

- Transferred from Texas and sat out the season due to NCAA transfer rules

AT TEXAS (2015-17)

- Played in 48 games making 10 starts in his two seasons at Texas
- Finished with double-digit points 16 times, including three games of 20 or more points
- Reached double-figures in points in 11 of his final 15 games with the Longhorns
- Led the team in 2016-17 in scoring average (14.8 ppg) and three-point percentage (.391) despite playing just 15 games
- Shot .459 from the floor and led the team in minutes through the first 15 games (31.3)
- Set career highs in scoring (27 points), field goals made and attempted (10-of-17) and minutes played (39) against Oklahoma State (1/4), while tying his season-high makes with four three-pointers
- Recorded his first double-double with 20 points and a career-best 12 rebounds against Arkansas (12/17)
- Scored 18 points to lead the team against Northwestern (11/21)
- Had a team-high 19 points against UT Arlington (11/29)
- Playing against the Tide (12/2), he scored 11 points, all in the second half, grabbed seven rebounds and recorded two assists and one steal in what was his first collegiate start
- Scored a game-high 18 points at Michigan (12/6)
- Led the team with 18 points, including 16 in the second half against Long Beach State (12/10)
- Finished with 18 points in 21 minutes against UAB (12/21)
- Scored 15 points at Iowa State (1/7) to go along with six rebounds
- Played in all 33 contests as a freshman in 2015-16 averaging 5.1 points per game
- Led all scorers with a season-high 20 points against Connecticut (12/29) to go along with a season-best six rebounds
- Finished with 17 points against UT-San Antonio (12/8)
- Tied for the team lead with 18 points at Iowa State (2/13)

- Scored his first points against Washington (11/14) where he finished with seven and added four rebounds
- Scored 14 against Iowa State (1/12) and added two assists
- Scored 10 points against West Virginia (2/16)
- Had two assists and a block against Texas A&M (11/25)
- Assisted twice against the Huskies (11/26)

PREP HIGHLIGHTS

- Played at Dreher High School under head coach Jeff DiBattisto
- Was ranked the No. 48 overall prospect in the nation by ESPN, No. 51 by 247Sports and No. 61 by Rivals.com
- A two-time South Carolina 3A Player of the Year as a junior (2014) and senior (2015)
- Averaged nearly 30 points and nine rebounds per game his senior season
- Led his team to an 18-7 record and the third round of the state playoffs for the second straight year
- Averaged 23 points and seven rebounds as a junior while shooting 38 percent from three-point range

PERSONAL INFORMATION

- Born May 1, 1997
- Son of Paula Mack
- Has one brother, Jermaine Washington and one sister, Tonya Mack
- Majoring in communication studies

PROFILES

MACK'S GAME-BY-GAME STATS

2016-17 (AT TEXAS)

Opponent	Date	Min	FG-FGA	3FG-FGA	FT-FTA	Off-Def-Tot	PF	A	TO	Blk	Stl	Pts	
INCARNATE WORD	11/11				DNP								
LOUISIANA-MONROE	11/14	23	5-9	4-6	0-1	0-2-2	0	1	0	0	0	14	
E. WASHINGTON	11/17	21	6-13	4-8	3-5	2-1-3	2	0	1	0	0	19	
vs. Northwestern	11/21	29	5-9	3-6	5-10	3-1-4	2	0	1	1	1	18	
vs. Colorado	11/22	29	1-6	1-6	0-0	1-1-2	0	1	3	1	0	3	
UT-ARLINGTON	11/29	30	8-14	1-5	2-3	3-4-7	2	0	1	0	1	19	
ALABAMA	12/2	37	5-12	1-3	0-1	2-5-7	1	2	2	0	1	11	
at Michigan	12/6	37	5-11	3-6	5-6	0-5-5	2	1	2	0	1	18	
LONG BEACH STATE	12/10	32	5-11	2-5	6-8	1-3-4	3	1	1	1	1	0	18
vs. Arkansas	12/17	38	7-16	4-8	2-7	4-8-12	1	1	2	0	0	20	
UAB	12/21	21	7-14	3-7	1-1	1-1-2	1	0	0	1	1	18	
KENT STATE	12/27	28	2-8	0-4	0-0	0-3-3	2	2	2	0	1	4	
at Kansas State*	12/30	34	4-13	1-7	0-0	0-2-2	3	1	0	2	1	9	
OKLAHOMA STATE*	1/4	39	10-17	4-7	3-5	1-3-4	1	1	2	1	0	27	
at Iowa State*	1/7	34	6-13	2-6	1-2	3-3-6	2	1	2	1	0	15	
TCU*	1/11	38	3-6	1-3	2-2	0-9-9	2	0	2	0	0	9	
WEST VIRGINIA*	1/14				DNP								
at Baylor*	1/17				DNP								
at Kansas*	1/21				DNP								
OKLAHOMA*	1/23				DNP								
at Georgia	1/28				DNP								
TEXAS TECH*	2/1				DNP								
at TCU*	2/4				DNP								
IOWA STATE*	2/7				DNP								
at Oklahoma State*	2/11				DNP								
at Oklahoma*	2/14				DNP								
KANSAS STATE*	2/18				DNP								
at West Virginia*	2/20				DNP								
KANSAS*	2/25				DNP								
at Texas Tech*	3/1				DNP								
BAYLOR*	3/4				DNP								
vs. Texas Tech	3/8				DNP								
vs. West Virginia	3/9				DNP								
TOTALS		470	79-172	34-87	30-51	21-51-72	24	12	21	8	7	222	

2015-16 (AT TEXAS)

Opponent	Date	Min	FG-FGA	3FG-FGA	FT-FTA	Off-Def-Tot	PF	A	TO	Blk	Stl	Pts
vs. Washington	11/14	17	1-12	0-4	5-6	2-2-4	4	0	1	0	0	7
TEXAS A&M CC	11/21	16	0-6	0-4	0-0	0-1-1	1	0	0	0	0	0
vs. Texas A&M	11/25	13	1-4	1-3	5-6	1-2-3	0	2	1	1	0	8
vs. Washington	11/26	15	1-8	1-3	4-4	3-1-4	2	2	0	0	0	7
vs. Michigan	11/27	8	1-3	1-1	0-2	1-0-1	0	0	0	0	0	3
UT-ARLINGTON	12/1	9	2-5	1-4	0-0	0-0-0	0	1	1	1	0	5
SAMFORD	12/4	15	1-5	1-5	0-0	0-3-3	2	0	2	1	0	3
UT-SAN ANTONIO	12/8	24	7-11	2-5	1-2	1-2-3	1	0	0	0	1	17
NORTH CAROLINA	12/12	3	0-0	0-0	0-0	0-0-0	0	0	0	0	0	0
APPALACHIAN STATE	12/15	14	0-4	0-1	0-0	1-2-3	0	1	0	0	0	0
at Stanford	12/19	14	3-8	1-4	0-1	1-2-3	1	0	0	0	0	7
CONNECTICUT	12/29	23	6-13	5-9	3-4	2-4-6	1	0	2	1	0	20
at Texas Tech	1/2	29	3-10	3-9	0-0	0-4-4	4	0	2	0	1	9
KANSAS STATE*	1/5	9	1-5	1-4	1-3	0-2-2	1	0	1	0	0	4
at TCU*	1/9	5	0-1	0-1	0-0	0-0-0	1	1	0	0	0	0
IOWA STATE*	1/12	20	4-10	3-8	3-4	1-0-1	1	2	0	0	0	14
OKLAHOMA STATE*	1/16	15	1-5	1-4	0-0	0-3-3	1	0	1	0	0	3
at West Virginia*	1/20	20	2-5	1-3	0-1	1-3-4	0	0	0	0	1	5
at Kansas*	1/23	9	0-3	0-3	0-0	0-0-0	3	0	1	1	0	0
TCU*	1/26	10	1-2	0-0	0-3	1-2-3	3	0	1	0	1	3
VANDERBILT	1/30	14	1-3	1-3	0-0	0-1-1	2	0	0	0	1	2
at Baylor *	2/1	7	0-2	0-2	2-2	0-1-1	0	0	0	1	0	2
TEXAS TECH*	2/6	15	2-6	2-5	2-2	0-1-1	0	0	2	0	1	8
at Oklahoma*	2/8	11	0-1	0-1	0-0	0-1-1	0	0	0	0	0	0
at Iowa State*	2/13	27	6-15	5-12	1-2	2-3-5	3	0	1	0	1	18
WEST VIRGINIA*	2/16	12	3-6	1-3	3-4	0-1-1	3	1	0	0	1	10
BAYLOR*	2/20	13	2-4	1-2	0-0	0-0-0	1	0	0	0	0	5
at Kansas State*	2/22	12	0-6	0-2	0-0	1-2-3	2	0	1	1	0	0
OKLAHOMA*	2/27	9	0-1	0-1	0-0	0-2-2	2	0	0	0	0	0
KANSAS*	2/29	12	1-3	1-2	1-2	0-1-1	2	0	0	1	0	4
at Oklahoma State*	3/4	16	1-7	1-5	0-0	0-0-0	0	1	0	1	0	3
vs. Baylor	3/10	2	0-1	0-0	1-2	1-0-1	1	0	1	0	0	1
vs. Northern Iowa	3/18	2	0-1	0-1	0-0	0-1-1	0	0	0	0	0	0
TOTALS		440	51-176	34-114	32-50	19-47-66	42	11	18	9	8	168

MACK'S CAREER STATS

Year	GP	GS	Min	Avg	FG	FGA	Pct	3FG	3FGA	Pct	FT	FTA	Pct	Off	Def	Tot	Avg	PF	FO	Ast	TO	Blk	Stl	Pts	Avg
2015-16*	33	0	440	13.3	51	176	.290	34	114	.298	32	50	.640	19	47	66	2.0	42	0	11	18	9	8	168	5.1
2016-17*	15	10	470	31.3	79	172	.459	34	87	.391	30	51	.588	21	51	72	4.8	24	0	12	21	8	7	222	14.8
TOTALS	48	10	910	18.9	130	348	.374	68	201	.338	62	101	.614	40	98	138	2.9	66	0	23	39	17	15	390	8.1

* Stats are from Texas

MACK'S CAREER SEC STATS

Year	GP	GS	Min	Avg	FG	FGA	Pct	3FG	3FGA	Pct	FT	FTA	Pct	Off	Def	Tot	Avg	PF	FO	Ast	TO	Blk	Stl	Pts	Avg
------	----	----	-----	-----	----	-----	-----	-----	------	-----	----	-----	-----	-----	-----	-----	-----	----	----	-----	----	-----	-----	-----	-----

PLAYER PROFILES



1

6-7 • 212 • Gr.

Guard/
Forward

RILEY NORRIS

Albertville, Ala. (Albertville)

CAREER HIGHS

Points	27	South Carolina (1/13/16)
Rebounds	16	at LSU (2/17/16)
Assists	3	at Georgia (3/5/16)
Steals	3	4x, last vs. Auburn (2/4/17)
Blocks	2	vs. Jacksonville State (12/29/15)
Minutes	46	at South Carolina (2/7/17)
Field Goals	9	South Carolina (1/13/16)
FG Att.	16	South Carolina (1/13/16)
3-Point FG	8	South Carolina (1/13/16)
3-Point Att.	11	South Carolina (1/13/16)
Free Throws	8	Louisiana (11/20/15)
FT Att.	10	Louisiana (11/20/15)

2017-18 SEASON HIGHS

Points	13	vs. Minnesota (11/25/17)
Rebounds	4	Louisiana Tech (11/29/17)
Assists	1	6x, last at Arizona (12/9/17)
Steals	1	4x, last vs. Mercer (12/19/17)
Blocks		
Minutes	25	vs. Minnesota (11/25/17)
Field Goals	4	vs. Minnesota (11/25/17)
FG Att.	8	vs. Minnesota (11/25/17)
3-Point FG	2	2x, last at Arizona (12/9/17)
3-Point Att.	5	2x, last at Arizona (12/9/17)
Free Throws	3	vs. Minnesota (11/25/17)
FT Att.	4	vs. Minnesota (11/25/17)

MISCELLANEOUS STATS

Category	2017-18	Career
Double-digit scoring	1	33
20+ point games		2
Double-digit rebounding		8
Double-doubles		5
Led UA in scoring		9
Led UA in rebounding		22
Led UA in three-pointers		28
Led UA in assists		7
Led UA in steals		17
Led UA in blocks		6
5+ assist games		
3+ three-pointers		14
3+ steal games		4
3+ block games		

CAREER ACCOLADES

- 2018 SEC Academic Honor Roll
- Earned undergrad degree in Dec., 2017 and is currently working towards his master's degree with anticipated graduation in May, 2019
- 2015 SEC First Year Academic Honor Roll

SENIOR (2017-18)

- Earned spot on the SEC Academic Honor Roll
- One of seven to earn team's Student Academic Achievement Award
- Played in nine games on the season but earned a medical redshirt with hip injury
- Missed the first three games of the season with a hip injury
- Made his season debut against UT Arlington (11/21), finishing with five points and three rebounds in 15 minutes off the bench
- Shot 4-of-8 from the floor to total 13 points to go along with two rebounds and one steal against then-No. 14 Minnesota (11/25)

JUNIOR (2016-17)

- Played in 34 contests making 27 starts
- Ranked third in scoring (9.0) and three-point field goal percentage (.333)
- Led the team in three-pointers made (47) and attempted (141)
- Finished with 14 double-figure scoring games, 11 of which came over the Tide's last 23 games
- Had first double-double of the season and fifth of his career with 14 rebounds and 11 points in a career-high 46 minutes in Alabama's 4OT victory over South Carolina (2/7)
- Established a season-high 20 points in the victory at LSU (1/14)
- Scored 18 points vs. Stetson (12/29)
- Collected 17 points in the win over LSU (2/18)
- Registered 15 points in the win at Georgia (1/25)
- Recorded 14 points in Alabama's season opener against Coastal Carolina (11/11)
- Had 13 points in the win over Mississippi State (1/28)
- Led team in scoring (13 pts) and made a pair of three-pointers in the win over Missouri (1/18)
- Finished with 12 points and five rebounds in the SEC Tournament quarterfinals win over South Carolina (3/10)
- Collected 11 points, including a clutch three-pointer to seal the win at Mississippi State (1/3)
- Received the team's Media Appreciation Award

SOPHOMORE (2015-16)

- Played in 33 games for the Tide, starting 19 contests
- Led the team in rebounding (5.3) and double-doubles (3), and was second in three-point shooting (.375)
- In SEC play, he led the team with 6.1 rebounds per game and 38 percent (30-of-79) shooting from behind the arc, to go along with 8.3 ppg
- Averaged 9.0 points and 9.0 rebounds per game in two SEC Tournament games
- Recorded his third double-double of the year with 16 points and 11 rebounds in the SEC Tournament win over Ole Miss (3/10)
- Earned his first start of the season and responded with a then-school-record-tying eight three-pointers and a career-high 27 points in the win over South Carolina (1/16)

- Established career high numbers of 9-of-16 shooting from the floor and 8-of-11 from deep against the Gamecocks on his way to becoming the sixth player in school history, and the first since Mykal Riley on March 13, 2008, to hit eight threes in a game
- Led the team with 18 points against Louisiana (11/20)
- Recorded his first double-double of the year with 10 points and a game-high 11 rebounds against Jacksonville State (12/29) while also blocking two shots in a then-career-high 41 minutes
- Recorded his second double-double of the season against LSU (1/23) with a 10 points and a team-high 10 rebounds
- Set a career high with 16 rebounds in the win at LSU (2/17)
- Led the team with 18 points vs. Missouri (2/6)
- Made 4-of-8 shots from deep on his way to 15 points at Mississippi State (2/2)
- Led the team with 13 rebounds to go along with six points against Tennessee (1/26)
- Finished with 11 points and a team-high six rebounds at South Carolina (1/30)
- Finished with 12 points in the win over then-No. 20 Wichita State (11/27)
- Scored 12 points and tied for the team lead with five rebounds against the Ducks (12/21)

FRESHMAN (2014-15)

- A member of the SEC First Year Academic Honor Roll
- Named team's Most Outstanding Freshman
- Played in all 34 games while starting eight
- Finished fourth on the team in three-point percentage, shooting .338 on 25-of-74 shots from behind the arc
- Recorded his first double-double at LSU (2/7) with 12 points and 12 rebounds
- Scored 14 points against Georgia (2/21)
- Led the team with 10 rebounds in 34 minutes vs. Vanderbilt (2/28)
- Earned the start against Stillman (12/19) and put up 13 points and seven rebounds
- Scored 10 points in his Alabama debut against Towson (11/14)
- Led UA in rebounding six times on the year and scored in double digits five times





23

6-5 • 197 • So.

Guard

JOHN PETTY JR.

Huntsville, Ala. (Mae Jemison)

CAREER HIGHS

Points	30	Alabama A&M (11/17/17)
Rebounds	8	at Texas A&M (3/3/18)
Assists	4	5x, last at Auburn (2/21/18)
Steals	2	vs. BYU (11/24/17)
Blocks	2	2x, last vs. Tennessee (2/10/18)
Minutes	37	at Texas A&M (3/3/18)
Field Goals	10	Alabama A&M (11/17/17)
FG Att.	14	3x, last vs. Auburn (11/17/18)
3-Point FG	10	Alabama A&M (11/17/17)
3-Point Att.	13	2x, last vs. Auburn (1/17/18)
Free Throws	4	at Kentucky (2/17/18)
FT Att.	5	Rhode Island (12/6/17)

2017-18 SEASON HIGHS

Points	30	Alabama A&M (11/17/17)
Rebounds	8	at Texas A&M (3/3/18)
Assists	4	5x, last at Auburn (2/21/18)
Steals	2	vs. BYU (11/24/17)
Blocks	2	2x, last vs. Tennessee (2/10/18)
Minutes	37	at Texas A&M (3/3/18)
Field Goals	10	Alabama A&M (11/17/17)
FG Att.	14	3x, last vs. Auburn (11/17/18)
3-Point FG	10	Alabama A&M (11/17/18)
3-Point Att.	13	2x, last vs. Auburn (1/17/18)
Free Throws	4	at Kentucky (2/17/18)
FT Att.	5	Rhode Island (12/6/17)

MISCELLANEOUS STATS

Category	2017-18	Career
Double-digit scoring	18	18
20+ point games	3	3
Double-digit rebounding		
Double-doubles		
Led UA in scoring	6	6
Led UA in rebounding	1	1
Led UA in three-pointers	23	23
Led UA in assists	6	6
Led UA in steals	3	3
Led UA in blocks	1	1
5+ assist games		
3+ three-pointers	15	15
3+ steal games		
3+ block games		



CAREER ACCOLADES

- A two-time SEC Freshman of the Week (Nov. 20, 2017 and Jan. 1, 2018)
- Set a school record by knocking down 10 three-pointers to total a team-high 30 points against Alabama A&M (11/17)
- Set a freshman school records with 90 made threes and 242 threes attempted
- One of 25 collegiate players from around the country invited to participate in the Nike Skills Academy
- Joined teammates Herbert Jones and Kira Lewis Jr., making UA one of only three teams in the nation to have multiple players at the prestigious event

FRESHMAN (2017-18)

- Played in all 36 games on the season, making 29 starts
- Led the team with 90 made threes, which not only ranked as the fourth-highest in a season in program history, but also set a freshman school record
- His 242 three-point attempts ranked third in the school record books and were also the most by an Alabama freshman
- Finished third in the league in three-pointers made (90) and tied for fifth in threes made per game (2.5)
- A two-time SEC freshman of the week (Nov. 20 and Jan. 1), the first UA player to achieve the feat since JaMychal Green in 2009
- Set a new school record by knocking down 10 three-pointers to total a team-high 30 points against Alabama A&M (11/17)
- His 10 three-pointers tied for fourth all-time in Southeastern Conference history, ranked third in the country for the most threes made in a single game, while his percentage (76.9, 10-of-13) was the highest in league history by any player who has made at least 10 threes in a game
- Recorded 20 points, going 6-of-8 from three-point range, in addition to three rebounds and three assists vs. Virginia Tech in the NCAA Tournament (3/15)
- Drilled 8-of-13 three pointers from beyond the arc to score a game-high 27 points while adding two assists and a rebound vs. then-No. 17 Auburn (1/17)
- Chipped in 18 points, 15 of which came from

- three-point range, one rebound and one steal in the SEC Tournament semifinal vs. Kentucky (3/10)
- Made his first collegiate start in the season opener against Memphis (11/10) and finished with 11 points – all coming in the second half – in 29 minutes
- Was one of four players to score in double digits, totaling 14 points, while adding three assists and six rebounds in the home opener against Lipscomb (11/14)
- Shot 4-of-7 from deep to reach double digits (16 points) in 34 minutes in the win against BYU (11/24)
- Dropped 18 points to go along with four rebounds, three assists, one block and one steal vs. Mercer (12/19)
- Scored a team-high 18 points on 5-of-9 shooting from beyond the arc to go along with three assists, two blocks and four rebounds against then-No. 5 Texas A&M (12/30)
- Led the team with 15 points to go along with four rebounds, three assists and one steal vs. South Carolina (1/9)
- Led the team in assists (4) and reached double figures with 12 points in the win against Rhode Island (12/6)
- Scored a team-high 14 points to go along with two rebounds and one assist against Texas (12/22)
- Scored 14 points on 3-of-4 shooting from beyond the arc while totaling two rebounds, four assists and two blocks vs. then-No. 15 Tennessee (2/10)
- Scored nine points while adding four rebounds, four assists and a steal against Mississippi State (1/20)
- Went 3-of-3 from beyond the arc to total 11 points, while adding five rebounds and an assist against LSU (2/13)
- Put up 13 points while adding one rebound, three assists and a steal at Kentucky (2/17)
- Went 4-of-6 from beyond three-point range to total 14 points while adding three rebounds vs. Arkansas (2/24)
- Pulled down a season-high of eight rebounds to go along with seven points, one assist, one block and a steal at Texas A&M (3/3)
- Received the team's Outstanding Freshman award

PREP HIGHLIGHTS

- Played his first three years at J.O. Johnson High School under Jack Doss before finishing his high school career at Jemison High School in Huntsville
- A consensus five-star recruit and a top-30 player in the nation
- Named Mr. Basketball for the state of Alabama in both 2016 and 2017
- Just the third two-time winner in the award's history
- The top player in the state, the No. 3 shooting guard in the southern region and top shooting guard in Alabama according to Scout.com
- Listed at No. 21 in the ESPN.com Top 100 prospects, No. 6 regionally and No. 5 two-guard in the country according to ESPN
- Two-time Gatorade Alabama Player of the Year and named Huntsville Region Player of the Year in 2016 and 2017
- Won his third consecutive state championship as a senior for Jemison while taking home state tournament MVP honors for the third straight year
- Scored 21.1 points per game while averaging 7.9 rebounds, 5.6 assists, 2.0 steals and 1.2 blocks in his senior year
- Finalist for Team USA U18 national team
- Selected to play in 2017 Jordan Brand Classic National All-Star Game alongside former teammate Collin Sexton
- Averaged 19.9 points, 7.1 rebounds, 4.1 assists and 1.8 steals per game as a junior in J.O. Johnson's final year on the way to the program's second consecutive 5A state championship
- Named AL.com's Super All-State Player of the Year in 2016
- Named to the 2016 All-Huntsville Region team
- Finished third in Mr. Basketball voting as a sophomore
- As a freshman, made first team Class 4A All-State after taking J.O. Johnson to the state championship game

PERSONAL INFORMATION

- Born Dec. 2, 1998
- Son of John Oliver Sr. and Regena Petty
- Has a brother, Antawn Fisher, and two sisters, Corinthian Fisher and Vontese Petty
- Majoring in communication

PETTY'S GAME-BY-GAME STATS

2017-18

Opponent	Date	Min	FG-FGA	3FG-FGA	FT-FTA	Off-Def-Tot	PF	A	TO	Blk	Stl	Pts	
vs. Memphis	11/10	29	4-14	3-10	0-0	1-0-1	3	2	0	0	0	11	
LIPSCOMB	11/14	33	6-11	2-7	0-2	0-6-6	0	3	3	0	0	14	
ALABAMA A&M	11/17	26	10-13	10-13	0-0	0-4-4	0	1	4	0	0	30	
UT ARLINGTON	11/21	32	3-11	2-10	0-0	1-1-2	1	2	4	0	1	8	
vs. BYU	11/24	34	6-12	4-7	0-0	0-1-1	1	1	1	1	2	16	
vs. Minnesota	11/25	23	2-6	1-4	0-0	1-1-2	0	0	2	1	0	5	
LOUISIANA TECH	11/29	19	1-3	0-2	0-0	0-3-3	1	4	2	0	1	2	
UCF	12/3	33	4-12	2-9	2-4	0-0-0	1	1	2	0	1	12	
RHODE ISLAND	12/6	35	4-9	1-5	3-5	1-1-2	0	4	5	0	0	12	
at Arizona	12/9	35	4-13	4-10	1-2	0-3-3	2	3	1	0	0	13	
vs. Mercer	12/19	32	6-14	4-11	2-4	0-4-4	0	3	2	1	1	18	
TEXAS	12/22	28	5-11	2-6	2-3	0-2-2	1	1	3	0	0	14	
TEXAS A&M*	12/30	32	6-10	5-9	1-1	0-4-4	1	3	2	2	0	18	
at Vanderbilt*	1/2	28	1-6	0-3	0-0	0-1-1	0	1	1	0	1	2	
at Georgia*	1/6	29	1-8	1-7	0-0	0-0-0	0	1	0	1	1	3	
SOUTH CAROLINA*	1/9	26	5-8	3-6	2-2	1-3-4	2	3	3	0	1	15	
at LSU*	1/13	26	2-8	2-7	0-0	0-1-1	1	0	1	0	1	6	
AUBURN*	1/17	33	9-14	8-13	1-2	0-1-1	1	2	3	0	0	27	
MISSISSIPPI STATE*	1/20	35	3-11	2-7	1-2	1-3-4	2	4	2	0	1	9	
at Ole Miss*	1/23	27	1-8	1-5	0-0	1-1-2	1	3	0	0	1	3	
OKLAHOMA	1/27	23	3-4	3-4	0-0	0-3-3	0	1	4	0	1	9	
MISSOURI*	1/31	28	1-6	0-2	3-3	0-1-1	0	1	1	0	1	5	
at Florida*	2/3	18	0-2	0-2	0-0	0-3-3	1	1	2	0	0	0	
at Mississippi State*	2/6	31	1-8	1-7	2-2	0-4-4	1	0	1	0	0	5	
TENNESSEE*	2/10	27	4-7	3-4	3-4	1-1-2	0	4	2	2	0	14	
LSU*	2/13	29	4-5	3-3	0-0	0-5-5	1	1	3	0	0	11	
at Kentucky*	2/17	29	3-11	3-10	4-4	0-1-1	1	3	3	0	1	13	
at Auburn*	2/21	25	1-9	1-9	0-0	0-2-2	1	4	3	0	0	3	
ARKANSAS*	2/24	30	4-6	4-6	2-2	2-1-3	1	1	2	0	0	14	
FLORIDA*	2/27	23	1-4	1-4	0-0	0-0-0	2	0	2	0	0	3	
at Texas A&M*	3/3	37	3-9	1-4	0-0	1-7-8	3	1	3	1	1	7	
vs. Texas A&M	3/8	25	0-5	0-3	0-0	0-4-4	2	1	2	0	0	0	
vs. Auburn	3/9	31	2-10	1-8	0-0	1-3-4	1	2	1	0	0	5	
vs. Kentucky	3/10	23	6-11	5-9	1-1	0-1-1	2	0	0	0	1	18	
vs. Virginia Tech	3/15	29	6-9	6-8	2-2	2-1-3	0	3	2	0	0	20	
vs. Villanova	3/17	24	1-5	1-5	0-0	0-1-1	2	0	2	0	0	3	
TOTALS			1026	123-313	90-242	32-45	14-78-92	36	65	74	9	17	368

PETTY'S CAREER STATS

Year	GP	GS	Min	Avg	FG	FGA	Pct	3FG	3FGA	Pct	FT	FTA	Pct	Off	Def	Tot	Avg	PF	FO	Ast	TO	Blk	Stl	Pts	Avg
2017-18	36	29	1026	28.5	123	313	.393	90	242	.372	32	45	.711	14	78	92	2.6	36	0	65	74	9	17	368	10.2
TOTALS	36	29	1026	28.5	123	313	.393	90	242	.372	32	45	.711	14	78	92	2.6	36	0	65	74	9	17	368	10.2

PETTY'S CAREER SEC STATS

Year	GP	GS	Min	Avg	FG	FGA	Pct	3FG	3FGA	Pct	FT	FTA	Pct	Off	Def	Tot	Avg	PF	FO	Ast	TO	Blk	Stl	Pts	Avg
2017-18	18	15	513	28.5	50	140	.357	39	111	.351	19	22	.864	7	39	46	2.6	19	0	33	34	6	9	158	8.8
TOTALS	18	15	513	28.5	50	140	.357	39	111	.351	19	22	.864	7	39	46	2.6	19	0	33	34	6	9	158	8.8



3

6-9 • 238 • So.

Forward

ALEX REESE

Pelham, Ala. (Pelham)

CAREER HIGHS

Points	10	2x, last at Kentucky (2/17/18)
Rebounds	9	2x, last vs. Lipscomb (11/14/17)
Assists	3	vs. Memphis (11/10/17)
Steals	4	vs. Memphis (11/10/17)
Blocks	1	7x, last vs. Villanova (3/17/18)
Minutes	30	vs. Memphis (11/10/17)
Field Goals	4	3x, last at LSU (1/3/18)
FG Att.	9	vs. Memphis (11/10/17)
3-Point FG	2	8x, last vs. Villanova (3/17/18)
3-Point Att.	7	vs. Memphis (11/10/17)
Free Throws	3	vs. Villanova (3/17/18)
FT Att.	4	vs. Villanova (3/17/18)

2017-18 SEASON HIGHS

Points	10	2x, last at Kentucky (2/17/18)
Rebounds	9	2x, last vs. Lipscomb (11/14/17)
Assists	3	vs. Memphis (11/10/17)
Steals	4	vs. Memphis (11/10/17)
Blocks	1	7x, last vs. Villanova (3/17/18)
Minutes	30	vs. Memphis (11/10/17)
Field Goals	4	3x, last at LSU (1/3/18)
FG Att.	9	vs. Memphis (11/10/17)
3-Point FG	2	8x, last vs. Villanova (3/17/18)
3-Point Att.	7	vs. Memphis (11/10/17)
Free Throws	3	vs. Villanova (3/17/18)
FT Att.	4	vs. Villanova (3/17/18)
FT Att.	4	vs. Villanova (3/17/18)

MISCELLANEOUS STATS

Category	2017-18	Career
Double-digit scoring	2	2
20+ point games		
Double-digit rebounding		
Double-doubles		
Led UA in scoring		
Led UA in rebounding	3	3
Led UA in three-pointers	3	3
Led UA in assists		
Led UA in steals	4	4
Led UA in blocks		
5+ assist games		
3+ three-pointers		
3+ steal games	1	1
3+ block games		



CAREER ACCOLADES

- 2018 SEC First Year Academic Honor Roll

FRESHMAN (2017-18)

- Selected to the SEC First Year Academic Honor Roll
- Saw action in 32 contests, making his first and lone start of the season in the SEC Tournament semifinal vs. Kentucky and finished with five points and four rebounds (3/10)
- Was a crucial factor in the win against Mercer (12/19) scoring a career-high 10 points off the bench at the Rocket City Classic
- Tied his career-high of 10 points in 15 minutes off the bench, while adding four rebounds, one steal and a block at Kentucky (2/17)
- Led the team in steals (4) while also collecting eight points, nine rebounds and three assists off the bench in the season opener against Memphis (11/10)
- Grabbed a season-high nine rebounds to go with four points in the home opener against Lipscomb (11/14)
- Had nine points and eight rebounds in 23 minutes off the bench vs. Alabama A&M (11/17)
- Provided a spark off the bench in the come-from-behind win over Louisiana Tech (11/29), playing 14 minutes with two points and three rebounds
- Scored nine points to go along with three rebounds and one steal in 11 minutes off the bench vs. LSU (1/13)
- Chipped in nine points to go along with five rebounds, one assist, one block and a steal in 14 minutes off the bench in the Round of 32 vs. No. 1 seed Villanova (3/17)
- Scored three points in five minutes off the bench against UCF (12/3)
- Scored seven points and added three boards in the win over then-No. 17 Auburn (1/17)
- Scored eight points to go along with four rebounds and two steals against Ole Miss (1/23)
- Scored four points and pulled in a rebound against then-No. 15 Tennessee (2/10)
- Totaled six points, five rebounds and an assist at then-No. 12 Auburn (2/21)
- Led the team in rebounds (8) while adding two points and an assist vs. Florida (2/27)
- Scored five points to go along with three rebounds at Texas A&M (3/3)

- One of seven to earn team's Student Academic Achievement Award

PREP HIGHLIGHTS

- Played at Pelham High School under head coach Joel Floyd
- Was the No. 2 prospect in the state of Alabama according to ESPN.com
- Ranked No. 58 overall and the No. 8 power forward according to Scout.com
- Was also the 20th-ranked player in the region by Scout.com
- Was selected to play in the 2017 Alabama-Mississippi All-Star Game alongside teammates Herb Jones (Alabama) and Galin Smith (Mississippi)
- Named the AHSAA 6A State Player of the Year and received Alabama Sports Writers Association Class 6A First Team All-State honors as a senior
- Averaged 20 points and 10 rebounds in 2016
- Received first team all-state honors as a junior after averaging 25.4 points, 10.9 rebounds and a block per game
- Selected to AL.com's first-team All-Birmingham list
- Was a finalist for 6A Player of the Year as a junior
- Earned a spot on the USA Basketball Junior National team in 2015
- Was a member of the Class 6A All-State first team and All-Shelby County first team as a sophomore
- Also named to AL.com's 2015 Super All-State second team and was All-Area first team
- Started all 30 games his sophomore year averaging 18.9 points and 9.0 rebounds per game
- Led Pelham to the sub-regional playoffs in each of his first two seasons

PERSONAL INFORMATION

- Born May 21, 1999
- Son of Brian and Rebakah Reese
- Has two brothers, Zach and Nate
- Uncle, Quinton Reese, played football at Auburn University and was drafted by the Detroit Lions in 2000
- Majoring in business management

REESE'S GAME-BY-GAME STATS

2017-18

Opponent	Date	Min	FG-FGA	3FG-FGA	FT-FTA	Off-Def-Tot	PF	A	TO	Blk	Stl	Pts
vs. Memphis	11/10	30	3-9	2-7	0-0	3-6-9	3	3	0	0	4	8
LIPSCOMB	11/14	16	2-6	0-4	0-0	2-7-9	1	0	0	1	0	4
ALABAMA A&M	11/17	23	4-6	1-2	0-0	2-6-8	0	1	5	1	0	9
UT ARLINGTON	11/21	3	0-1	0-1	0-0	0-0-0	0	0	0	0	0	0
vs. BYU	11/24	4	0-0	0-0	0-0	0-2-2	0	0	0	0	0	0
vs. Minnesota	11/25	3	0-1	0-1	0-0	0-0-0	0	0	0	0	0	0
LOUISIANA TECH	11/29	14	1-1	0-0	0-1	2-1-3	2	0	2	0	1	2
UCF	12/3	5	1-2	0-1	1-1	0-1-1	0	0	1	0	0	3
RHODE ISLAND	12/6				DNP							
at Arizona	12/9				DNP							
vs. Mercer	12/19	18	4-6	2-4	0-0	2-0-2	2	0	0	0	1	10
TEXAS	12/22	19	1-5	1-3	0-0	1-1-2	2	0	0	0	1	3
TEXAS A&M*	12/30	3	0-0	0-0	0-0	0-1-1	1	0	0	0	0	0
at Vanderbilt*	1/2				DNP							
at Georgia*	1/6	8	0-1	0-1	0-0	0-3-3	1	0	0	0	0	0
SOUTH CAROLINA*	1/9	4	0-3	0-1	0-0	0-0-0	2	0	0	0	0	0
at LSU*	1/13	11	4-6	1-3	0-0	1-2-3	2	0	2	0	0	9
AUBURN*	1/17	15	2-7	2-5	1-2	1-2-3	4	0	0	0	0	7
MISSISSIPPI STATE*	1/20	12	1-4	0-2	0-0	0-2-2	0	0	0	0	1	2
at Ole Miss*	1/23	10	3-7	2-6	0-0	2-2-4	1	0	1	0	2	8
OKLAHOMA	1/27	11	1-3	1-3	0-0	0-0-0	0	2	0	1	1	3
MISSOURI*	1/31	9	1-3	1-3	2-2	0-2-2	0	0	0	0	1	5
at Florida*					DNP							
at Mississippi State*	2/6	1	0-0	0-0	0-0	0-0-0	0	0	0	0	0	0
TENNESSEE*	2/10	12	2-3	0-1	0-0	0-1-1	3	0	1	0	0	4
LSU*	2/13	11	1-2	1-2	2-2	0-2-2	0	0	2	0	0	5
at Kentucky*	2/17	15	3-7	2-4	2-2	0-4-4	3	0	2	1	1	10
at Auburn*	2/21	16	2-5	2-3	0-0	0-5-5	3	0	1	0	0	6
ARKANSAS*	2/24	15	2-6	2-4	0-0	1-0-1	0	0	1	1	1	6
FLORIDA*	2/27	17	1-3	0-1	0-0	3-5-8	1	1	0	0	0	2
at Texas A&M*	3/3	14	2-7	1-4	0-0	0-3-3	2	0	2	0	0	5
vs. Texas A&M	3/8	5	0-2	0-1	0-0	0-0-0	0	0	0	0	0	0
vs. Auburn	3/9	6	1-1	0-0	0-1-1	0-1-1	0	0	0	0	0	2
vs. Kentucky	3/10	19	2-5	1-2	0-0	1-3-4	2	0	2	0	0	5
vs. Virginia Tech	3/15	7	0-1	0-0	0-0	0-1-1	0	0	0	0	0	0
vs. Villanova	3/17	14	2-5	2-5	3-4	1-4-5	1	1	0	1	1	9
TOTALS		370	46-118	24-74	11-14	22-67-89	33	9	21	7	15	127

REESE'S CAREER STATS

Year	GP	GS	Min	Avg	FG	FGA	Pct	3FG	3FGA	Pct	FT	FTA	Pct	Off	Def	Tot	Avg	PF	FO	Ast	TO	Blk	Stl	Pts	Avg
2017-18	32	1	370	11.6	46	118	.390	24	74	.324	11	14	.786	22	67	89	2.8	33	0	9	21	7	15	127	4.0
TOTALS	32	1	370	11.6	46	118	.390	24	74	.324	11	14	.786	22	67	89	2.8	33	0	9	21	7	15	127	4.0

REESE'S CAREER SEC STATS

Year	GP	GS	Min	Avg	FG	FGA	Pct	3FG	3FGA	Pct	FT	FTA	Pct	Off	Def	Tot	Avg	PF	FO	Ast	TO	Blk	Stl	Pts	Avg
2017-18	16	0	173	10.8	24	64	.375	14	40	.350	7	8	.875	8	34	42	2.6	20	0	2	11	2	7	69	4.3
TOTALS	16	0	173	10.8	24	64	.375	14	40	.350	7	8	.875	8	34	42	2.6	20	0	2	11	2	7	69	4.3

PLAYER PROFILES



24

5-11 • 168 • Sr.

Guard

LAWSON SCHAFFER

Cullman, Ala. (Cullman)

CAREER HIGHS

Points	5	2x, last vs. Memphis (11/10/17)
Rebounds	2	at Georgia (3/5/16)
Assists	4	Alabama A&M (11/17/17)
Steals	1	9x, last vs. Villanova (3/17/18)
Blocks		
Minutes	14	vs. Florida (2/27/18)
Field Goals	2	vs. Memphis (11/10/17)
FG Att.	3	2x, last vs. Memphis (11/10/17)
3-Point FG	1	vs. Memphis (11/10/17)
3-Point Att.	3	8x, last vs. Ala. A&M (11/17/17)
Free Throws	2	3x, last vs. Mississippi State (3/9/17)
FT Att.	2	4x, last vs. Mississippi State (3/9/17)

2017-18 SEASON HIGHS

Points	5	vs. Memhis (11/10/17)
Rebounds		
Assists	4	Alabama A&M (11/17/17)
Steals	1	5x, last vs. Villanova (3/17/18)
Blocks		
Minutes	14	vs. Florida (2/27/18)
Field Goals	2	vs. Memphis (11/10/17)
FG Att.	3	vs. Memphis (11/10/17)
3-Point FG	1	2x, last vs. Ala. A&M (11/17/17)
3-Point Att.	2	3x, last vs. Florida (2/27/18)
Free Throws		
FT Att.		

MISCELLANEOUS STATS

Category	2017-18	Career
Double-digit scoring		
20+ point games		
Double-digit rebounding		
Double-doubles		
Led UA in scoring		
Led UA in rebounding		
Led UA in three-pointers		
Led UA in assists	2	2
Led UA in steals	1	1
Led UA in blocks		
5+ assist games		
3+ three-pointers		
3+ steal games		
3+ block games		



JUNIOR (2017-18)

- Saw action in 17 contests on the season
- Played a career-high 14 minutes off the bench collecting three assists and a steal vs. Florida (2/27)
- Tied his career high with five points in 11 minutes off the bench in the season opener against Memphis (11/10)
- Recorded a steal in the final two minutes of the home opener against Lipscomb (11/14)
- Hit a three-pointer to go along with a career-high four assists in nine minutes off the bench against Alabama A&M (11/17)
- Saw five minutes of action in the NCAA Tournament second round game vs. No. 1 seed Villanova and dished out three assists (3/17)

SOPHOMORE (2016-17)

- Played in 17 games on the season including each of the last seven contests of the year
- Went 4-of-8 (.500) from beyond the arc and hit all four of his free throw attempts during the year
- Saw extended minutes in the win over Ole Miss (3/1), playing a season-high five minutes and finished with three points and one rebound
- Played three minutes against Mississippi State (3/9) and knocked down a three-pointer and two free throws for a career-high five points
- Matched a season-high in assists (2) in Alabama's win over LSU (2/18)
- Tallied a season-high in assists (2) against Arkansas (2/1)
- Registered his first rebound of the season in Alabama's win over Georgia (1/25)
- Hit a three-pointer and collected his first steal of the season in the Tide's win over Stetson (12/29)
- Scored three points in Alabama's victory over Charleston Southern (11/29)
- Tallied first assist of the season in Alabama's victory over Arkansas State (12/21)
- Earned the team's Commitment to Service Award

FRESHMAN (2015-16)

- Played in 16 games
- Saw his first collegiate action with one minute vs. Kennesaw State (11/13) in Tide's season opener

- Played three minutes against Xavier (11/26)
- Saw two minutes of action in the win over Winthrop (12/16)
- Played the final two minutes against Norfolk State (1/2) and recorded a steal
- Scored his first career points on a three-pointer against Kentucky (1/9)
- Recorded his first assist in one minute of play at Vanderbilt (1/16)
- Scored three points on his only shot of the night against South Carolina (1/13)
- Played three minutes at Mississippi State (2/2)
- Scored two points in a season-high six minutes against Missouri (2/6)
- Recorded two rebounds and one assist in one minute of action at Georgia (3/5)

PREP HIGHLIGHTS

- Joined Alabama as a preferred walk-on after a standout career at Cullman High School under head coach Bobby Meyer
- Tabbed the 6A Player of the Year by the Alabama Sports Writers Association (ASWA)
- Also named to the 2015 boys "Super 5" team by the ASWA
- A two-time first team all-state honoree
- Was one of 12 players selected to represent the state of Alabama to compete at the Alabama-Mississippi All-Star game
- Scored 707 points during his senior season and set the Cullman High School career scoring record with 1,997 points
- As a senior, averaged 21.4 points, 7.7 assists and 7.0 rebounds per game while collecting 114 steals to lead the Area
- Shot 40 percent from beyond the arc and 84 percent from the free throw line
- In his two playoff games he averaged 31.5 points, 7.5 rebounds, 4.0 assists and 3.5 steals a game
- Led the Bearcats to a 23-9 record and a No. 3 ranking in the state of Alabama
- As a junior, he averaged 21 points, 6.0 rebounds, 7.2 assists and 4.1 steals while shooting 51 percent from the field, 84 percent from the free-throw line and 44 percent from three-point range
- Named MVP of the Mitch Smith Chevrolet Yule Tide Classic

PLAYER PROFILES



30

6-9 • 245 • So.

Forward

GALIN SMITH

Clinton, Miss. (Clinton)

CAREER HIGHS

Points	10	vs. Minnesota (11/25/17)
Rebounds	8	vs. Minnesota (11/25/17)
Assists	1	3x, last vs. Virginia Tech (3/15/18)
Steals	1	2x, last at Texas A&M (3/3/18)
Blocks	4	at Texas A&M (3/3/18)
Minutes	29	at LSU (1/13/18)
Field Goals	4	2x, last vs. Texas A&M (3/8/18)
FG Att.	5	4x, last vs. Texas A&M
3-Point FG		
3-Point Att.		
Free Throws	4	vs. Minnesota (11/25/17)
FT Att.	5	vs. Minnesota (11/25/17)

2017-18 SEASON HIGHS

Points	10	vs. Minnesota (11/25/17)
Rebounds	8	vs. Minnesota (11/25/17)
Assists	1	3x, last vs. Virginia Tech (3/15/18)
Steals	1	2x, last at Texas A&M (3/3/18)
Blocks	4	at Texas A&M (3/3/18)
Minutes	29	at LSU (1/13/18)
Field Goals	4	2x, last vs. Texas A&M (3/8/18)
FG Att.	5	4x, last vs. Texas A&M
3-Point FG		
3-Point Att.		
Free Throws	4	vs. Minnesota (11/25/17)
FT Att.	5	vs. Minnesota (11/25/17)

MISCELLANEOUS STATS

Category	2017-18	Career
Double-digit scoring	1	1
20+ point games		
Double-digit rebounding		
Double-doubles		
Led UA in scoring		
Led UA in rebounding	1	1
Led UA in three-pointers		
Led UA in assists		
Led UA in steals	1	1
Led UA in blocks	7	7
5+ assist games		
3+ three-pointers		
3+ steal games		
3+ block games	3	3



CAREER ACCOLADES

- 2018 SEC First Year Academic Honor Roll

FRESHMAN (2017-18)

- Named to the SEC First Year Academic Honor Roll
- Played in 33 games, making three starts on the season
- Made the first start of his Alabama career in the SEC Tournament opener vs. Texas A&M, finishing with eight points, three rebounds and a block (3/8)
- Went 3-for-3 from the field and finished with eight points and six rebounds in the SEC Tournament quarterfinals vs. Auburn (3/9)
- Led the team in rebounds (8) and shot 3-of-5 from the floor to finish with 10 points, while totaling three blocks and one steal against then-No. 14 Minnesota (11/25)
- Scored eight points on 4-of-5 shooting while adding four rebounds and one block against LSU (1/13)
- Made his collegiate debut and finished with two points and two rebounds in 13 minutes off the bench in the season opener against Memphis (11/10)
- Collected five points and four rebounds in 13 minutes off the bench in the home opener vs. Lipscomb (11/14)
- Was perfect from the field (3-for-3) to total seven points in 18 minutes off the bench against Alabama A&M (11/17)
- Added eight points, three rebounds, one assist and one block in UA's NCAA Tournament game vs. Virginia Tech (3/15)
- Scored five points and added three rebounds in the NCAA Tournament second round contest vs. No. 1 seed Villanova (3/17)
- Went 3-of-3 from the floor to score six points, while adding four rebounds vs. South Carolina (1/9)
- Led the team in blocks (3) while adding four points and one rebound against then-No. 17 Auburn (1/17)
- Recorded a season-high four blocks to go along with four points, four rebounds and a steal at Texas A&M (3/3)
- Blocked two shots while pulling down a rebound and scoring two points in seven minutes off the bench against then-No. 5 Texas A&M (12/30)

- Blocked two shots and grabbed three rebounds in 12 minutes against Louisiana Tech (11/29)
- Grabbed three rebounds in three minutes off the bench against UCF (12/3)
- Saw six minutes of action off the bench against BYU (11/24)

PREP HIGHLIGHTS

- Played at Clinton High School under head coach and athletic director Clay Norton
- Ranked as the top center and the No. 2 overall player in Mississippi according to 247Sports.com
- The same site ranked him as the No. 21 center in the nation
- Was the No. 2 player in the state according to Hoopseen.com
- Selected to play in the 2017 Alabama-Mississippi All-Star Game where he matched up against Alabama teammates Herb Jones and Alex Reese
- Received second team all-state honors as a junior in 2016 and a senior in 2017
- Averaged 14.5 points, 9.7 rebounds, 5.0 blocks and 2.0 steals per game while leading Clinton to a 21-8 overall record during his senior season
- As a junior, he averaged 21.7 points, 11.3 rebounds, 5.1 blocks, 1.5 assists per game
- Named to the 2016 North/South Basketball Boys All-Star Team for the state of Mississippi
- Twice earned a spot on the "Dandy Dozen" awarded to the top 12 prep players in the state in 2016 and 2017

PERSONAL INFORMATION

- Born Dec. 29, 1998
- Son of Clifton and Donashae Smith
- Has a brother, Velmante
- Majoring in human performance exercise science

SMITH'S GAME-BY-GAME STATS

2017-18

Opponent	Date	Min	FG-FGA	3FG-FGA	FT-FTA	Off-Def-Tot	PF	A	TO	Blk	Stl	Pts
vs. Memphis	11/10	13	1-1	0-0	0-0	1-1-2	5	0	2	0	0	2
LIPSCOMB	11/14	13	2-5	0-0	1-3	1-3-4	3	0	1	1	0	5
ALABAMA A&M	11/17	18	3-3	0-0	1-4	2-1-3	4	1	0	1	0	7
UT ARLINGTON	11/21	9	1-1	0-0	0-2	0-0-0	1	0	0	0	0	2
vs. BYU	11/24	6	0-0	0-0	0-0	0-0-0	2	0	0	0	0	0
vs. Minnesota	11/25	26	3-5	0-0	4-5	4-4-8	2	0	1	3	1	10
LOUISIANA TECH	11/29	12	1-2	0-0	0-0	1-2-3	2	0	2	2	0	2
UCF	12/3	3	0-2	0-0	0-0	2-1-3	0	0	2	0	0	0
RHODE ISLAND	12/6	1	0-0	0-0	0-0	0-0-0	2	0	0	0	0	0
at Arizona	12/9	3	0-0	0-0	0-0	0-0-0	2	0	0	0	0	0
vs. Mercer	12/19				DNP							
TEXAS	12/22	4	1-2	0-0	0-0	1-0-1	0	0	0	0	0	2
TEXAS A&M*	12/30	7	1-2	0-0	0-0	1-0-1	1	0	0	2	0	2
at Vanderbilt*	1/2	1	0-0	0-0	0-0	0-0-0	0	0	0	0	0	0
at Georgia*	1/6	18	0-4	0-0	0-0	1-2-3	4	0	2	0	0	0
SOUTH CAROLINA*	1/9	19	3-3	0-0	0-0	1-3-4	3	0	2	0	0	6
at LSU*	1/13	29	4-5	0-0	0-0	2-2-4	1	0	0	1	0	8
AUBURN*	1/17	17	2-2	0-0	0-2	1-0-1	0	0	2	2	0	2
MISSISSIPPI STATE*	1/20	9	1-4	0-0	0-0	2-1-3	3	0	1	0	0	2
at Ole Miss*	1/23	10	1-2	0-0	0-1	1-0-1	0	0	2	2	0	2
OKLAHOMA	1/27				DNP							
MISSOURI*	1/31	10	1-1	0-0	0-0	1-2-3	2	0	0	0	0	2
at Florida*	2/3	6	0-0	0-0	0-0	0-0-0	0	0	1	0	0	0
at Mississippi State*	2/6	8	0-0	0-0	0-0	0-2-2	2	0	0	0	0	0
TENNESSEE*	2/10	12	1-1	0-0	0-0	0-0-0	0	0	0	2	0	2
LSU*	2/13	8	1-1	0-0	0-0	0-0-0	0	0	1	1	0	2
at Kentucky*	2/17	4	0-0	0-0	0-0	0-0-0	0	0	0	0	0	0
at Auburn*	2/21	8	0-0	0-0	0-2	1-0-1	0	1	0	0	0	0
ARKANSAS*	2/24				DNP							
FLORIDA*	2/27	13	0-1	0-0	0-0	0-1-1	3	0	2	0	0	0
at Texas A&M*	3/3	21	2-4	0-0	0-4	1-3-4	3	0	1	4	1	4
vs. Texas A&M	3/8	23	4-5	0-0	0-0	0-3-3	1	0	0	1	0	8
vs. Auburn	3/9	22	3-3	0-0	2-4	2-4-6	1	0	1	0	0	8
vs. Kentucky	3/10	16	0-0	0-0	0-0	0-0-0	4	0	1	0	0	0
vs. Virginia Tech	3/15	19	4-5	0-0	0-0	2-1-3	0	1	0	1	0	8
vs. Villanova	3/17	10	2-3	0-0	1-2	1-2-3	0	0	0	0	0	5
TOTALS		398	42-67	0-0	9-32	29-38-67	54	3	23	24	2	93

SMITH'S CAREER STATS

Year	GP	GS	Min	Avg	FG	FGA	Pct	3FG	3FGA	Pct	FT	FTA	Pct	Off	Def	Tot	Avg	PF	FO	Ast	TO	Blk	Stl	Pts	Avg
2017-18	33	3	398	12.1	42	67	.627	0	0	.000	9	32	.281	29	38	67	2.0	54	2	3	23	24	2	93	2.8
TOTALS	33	3	398	12.1	42	67	.627	0	0	.000	9	32	.281	29	38	67	2.0	54	2	3	23	24	2	93	2.8

SMITH'S CAREER SEC STATS

Year	GP	GS	Min	Avg	FG	FGA	Pct	3FG	3FGA	Pct	FT	FTA	Pct	Off	Def	Tot	Avg	PF	FO	Ast	TO	Blk	Stl	Pts	Avg
2017-18	17	0	200	11.8	17	30	.567	0	0	.000	0	10	.000	12	16	28	1.6	27	1	1	15	15	1	34	2.0
TOTALS	17	0	200	11.8	17	30	.567	0	0	.000	0	10	.000	12	16	28	1.6	27	1	1	15	15	1	34	2.0

NEWCOMERS



15

6-8 • 205 • So.

Forward

TYLER BARNES

Louisville, Ky. (St. Xavier)

CAREER ACCOLADES

- 2018 SEC First Year Academic Honor Roll
- 2018 Alabama Student Academic Achievement Award

FRESHMAN (2017-18)

- Named to the SEC First Year Academic Honor Roll
- Earned a spot through walk-on tryouts in late October
- Elevated from practice player to full-time walk-on in mid-November
- Played in four contests on the year
- One of seven to earn team's Student Academic Achievement Award

PREP HIGHLIGHTS

- Played at St. Xavier High School under head coach Kevin Klein
- Averaged 10.2 points, 8.7 rebounds, while shooting 48.7 percent from the field and 50 percent from beyond the arc
- Led team to the 26th district championship and a region runner-up finish in 2016
- Named captain of the varsity basketball team as a senior
- Honored as the Louisville Catholic Sports Featured Athlete in Dec. 2016
- Awarded U.S. Army player of the game in February 2017
- Off the court, he was a National Merit Finalist in 2017, Kentucky Governor's Scholar in 2016 and a Scholastic Athlete in 2017.

PERSONAL INFORMATION

- Born August 17, 1998
- Son of Thad and Laura Barnes
- Has two brothers, Connor and Nathan, along with two sisters, Caitlyn and Meredith
- Majoring in aerospace engineering

PROFILES



13

6-9 • 268 • Fr.

Forward/
Center

JAVIAN DAVIS-FLEMING

Canton, Miss. (Canton)

PREP HIGHLIGHTS

- Listed as a four-star by ESPN and a three-star by 247sports.com
- Four-year letterwinner at Canton High School under head coach Russell Evans
- Ranked the No. 3 prospect in Mississippi according to 247Sports.com
- Ranked as the No. 2 player in his state and No. 17 center in the nation according to ESPN
- Named first team all-state by USA Today following his senior season in 2018 after he averaged 17 points, 12 rebounds and two blocks per game
- Named second team all-state by the Clarion Ledger
- Led Canton to the 5A state semifinals
- Averaged 16.2 points, 10 rebounds and 2.7 blocks as a junior and 14.9 points, 9.7 rebounds and 2.0 blocks as a sophomore
- Named to the Clarion Ledger's Dandy Dozen in 2017
- Selected to the 2017 Mississippi North/South All-Star team where he was named the Most Valuable Defensive Player with 18 points, 14 rebounds and three blocks
- Played for Team Thad on the AAU circuit
- Selected to attend the NBPA Top-100 camp in the summer of 2017
- Chose Alabama over Auburn, Cincinnati, Georgetown, Iowa State and Texas A&M

PERSONAL INFORMATION

- Born Sept. 9, 1999
- Son of Kajwana Davis
- Has one brother, Jamarion, and one sister, Jamyah
- Majoring in physical education



2

6-3 • 167 • Fr.

Guard

KIRA LEWIS JR.

Meridianville, Ala. (Hazel Green)

PREP HIGHLIGHTS

- Considered one of the top prep players in the country
- Reclassified to 2018-19 after graduating early from Hazel Green High School where he played for head coach Danny Anderson
- Enrolled in classes at the University of Alabama for the fall, making him eligible to suit up for the Crimson Tide immediately
- Five-star prospect who is ranked as the No. 5 point guard and the No. 26 overall player by 247Sports
- Named the Alabama 6A Player of the year and the Huntsville Regional Player of the Year in 2018
- Also named to the Alabama Sports Writers Association Super 5 team and was a finalist for the Mr. Basketball award in 2018
- Finished his senior season averaging 28.5 points, 5.9 rebounds, 4.5 assists and 3.9 steals to lead the Trojans to the state semifinals this past season
- Took part in the USA Basketball Under-18 national team tryouts in June and was a participant in the Adidas All-American camp in July
- Joined teammates Herbert Jones and John Petty in Los Angeles for the Nike Skills Academy, making the Crimson Tide the only team in the nation to have three players represented at the prestigious event
- Chose Alabama over the likes of Indiana, Kansas, Baylor, Providence and Auburn, among others

PERSONAL INFORMATION

- Born April 6, 2001 and enters the year as the youngest player in D-I for the 2018-19 season
- Son of Kira Sr. and Natasha Lewis
- Has two sisters, Nakerra and Nesha
- Majoring in general business



22

6-4 • 206 • Fr.

Guard

DIANTE WOOD

Anniston, Ala. (Sacred Heart)


PREP HIGHLIGHTS

- A four-year letterwinner under head coach Raphael Graves
- Rated by ESPN as a four-star recruit, the top-ranked prospect in the state of Alabama and the 22nd-best shooting guard in the nation
- 247Sports.com ranks him as the No. 39 shooting guard in the country
- Won four consecutive 1A state titles in high school as his team became just the fifth program in AHSAA history to accomplish the feat
- Named the 1A Player of the Year and tabbed a first team all-state honoree in 2016, 2017 and 2018
- Runner-up for the Mr. Basketball award in the state of Alabama in 2018
- Averaged 23.2 points, 12.4 rebounds and 3.0 assists per game as a senior, helping lead Sacred Heart to the school's fourth straight state title
- Scored 27 points while finishing with six rebounds, five steals, four assists and four blocks in the 2017 state title game where he won MVP honors
- Averaged 18.6 points, 9.2 rebounds and 3.5 assists as a junior
- Chose Alabama over Auburn, Iowa State, Wichita State and Georgia, among others.

PERSONAL INFORMATION

- Born Nov. 29, 1998
- Son of Christopher and Alina Wood
- Has three brothers, Darrin, CJ and Christian, and two sisters, Aisha and Shieka
- His older brother, Christian, played college basketball for UNLV and has been a part of the NBA G League for the past three seasons and is currently is a member of the Milwaukee Bucks organization
- Majoring in exercise science

PLAYER PROFILES



2018-19 ALABAMA MEN'S BASKETBALL

BACK ROW (L to R): Tyler Barnes, Javian Davis-Fleming, Galin Smith, Daniel Giddens, Donta Hall, Alex Reese, Tevin Mack, Riley Norris.
FRONT ROW (L to R): Avery Johnson Jr., Diante Wood, John Petty, Herbert Jones, Dazon Ingram, Kira Lewis Jr., Lawson Schaffer.

2017-18 SEASON IN REVIEW

INSIDE

Season Notes	70-71
Results	72
Season Stats	73-77
Game Summaries	78-86





Collin Sexton's game-winning shot vs. Texas A&M in the opening round of the 2018 SEC Tournament not only went down as one of the more memorable buckets in program history, but propelled the Crimson Tide into the 2018 NCAA Tournament.

2017-18 SEASON NOTES

- Alabama advanced to its first NCAA Tournament since 2012 with an at-large bid. It marked the Crimson Tide's 20th NCAA appearance in school history, but just the second showing since 2006. UA made five consecutive tournaments from 2002-06. Crimson Tide opened NCAA Tournament play with an 86-83 victory over Virginia Tech at the PPG Paints Arena in Pittsburgh, Pa. The victory was Alabama's first in the NCAA Tournament since 2006. The Tide advanced to the second round where it fell to eventual national champion Villanova, 81-58.

- Alabama owns a 19-20 (.487) record in 20 all-time appearances in the NCAA Tournament. The Crimson Tide reached the 1987 Sweet 16, which was later vacated, along with its 2-1 record in that year's event, due to an NCAA violation. With that removed, Alabama has made seven Sweet 16 appearances in program history, with the last coming in 2004. That was the same year the Tide made its lone Elite 8 showing.

- With an 81-63 win over Auburn in the SEC Tournament quarterfinals, Alabama advanced to the semis for the second consecutive season. It marked the first time in 22 years – dating back to the 1994 and 1995 seasons – that the Tide has had back-to-back tournament semifinal appearances. Head coach Avery Johnson has a record of 5-3 in SEC Tournament action, including guiding the Crimson Tide to two wins in the tournament in each of the last two seasons. He has led Alabama to three-straight SEC Tournament quarterfinal appearances and consecutive SEC semifinal showings.

- Former Alabama men's basketball guard Collin Sexton was selected by the Cleveland Cavaliers as the eighth overall pick at the 2018 National Basketball Association Draft on June 21 in Brooklyn, N.Y. Sexton became the 15th Alabama player to be chosen in the first round and is the fourth top-10 selection in program history, joining Antonio McDyess (No. 2 overall in 1995), Derrick McKey (No. 9 overall in 1987) and Leon Douglas (No. 4 overall in 1976).

- Sexton finished the year ranked second in the Southeastern Conference with 19.2 points per game, while adding 3.8 rebounds and a team-leading 3.6 assists per contest. He topped Alabama in field goals made (196) and attempted (438) and free throws made (196) and attempted (252). In addition to his freshman scoring record, Sexton set a new school record for free throws made in a season and ranked fourth in program history in free throws attempted. Sexton finished the season with 29 double-digit scoring games, 16 games of scoring 20 or more and three games of 30 or more points.

- Sexton wasn't the only freshman who shined on the court during the 2017-18 campaign. John Petty also had a sensational rookie campaign for the Tide. Petty led the team in threes made (90), threes attempted (242) and three-point field goal percentage (.372), while ranking third on the team with 10.2 points per game. His 90 treys made not only ranked fourth in program history, but was the most made by a UA freshman. In addition, his 242 attempts also set a freshman record in the category and ranks third-most in the record books. He went on to finish third in the SEC in three-pointers made and tied for fifth in threes made per game (2.5). The Huntsville, Ala., native was a two-time SEC Freshman of the Week (Nov. 20 and Jan. 1), the first UA player to achieve the feat since JaMychal Green in 2009. The highlight of his rookie season came when he set a new school record by knocking down 10 three-pointers to total a career-high 30 points against Alabama A&M (11/17).

- Alabama won six games over AP Top-25 opponents this season, holding a 6-3 record against ranked foes. It was the first time in program history the Tide won six games over AP Top-25 teams in a single season, bettering the four ranked victories accomplished four other seasons (1982-83, 1986-87, 2001-02, 2015-16), Alabama captured wins over then-No. 5 Texas A&M, then-No. 17 Auburn, then-No. 12 Oklahoma, then-No. 23 Florida, then-No. 15 Tennessee and then-No. 19 Auburn on the season. The six ranked wins also tied for the most wins over nationally-ranked opponents by any team in the country heading into the NCAA Tournament.

- Since Avery Johnson's arrival in Tuscaloosa, Alabama owns a record of 11-10 when facing an AP Top-25 team. Prior to his arrival, the Tide dropped 21 consecutive games to nationally-ranked opponents.

- Alabama led the Southeastern Conference with 159 dunks this season, led by junior Donta Hall, who finished with 75 on the year. The Luverne, Ala., native connected on a school record 72.6 percent (151-of-208) from the field, with more than half of his made field goals this season coming above the rim (79 dunks on 151 made field goals).

- Alabama was one of just a handful of teams in the nation that did not have a senior on its active roster. In fact, according to KenPom.com, the Crimson Tide ranked 348th out of 351 teams in terms of experience on its roster with an average of 0.76 years of experience.

2017-18 SEASON NOTES

RECAPPING ALABAMA'S 2017-18 SEASON

- Alabama finished the 2017-18 campaign with a 20-16 overall record and an 8-10 mark in Southeastern Conference play, which tied for ninth overall. It was the first time since the 2012-13 campaign that the Tide reached the 20-win plateau.
- The Tide reached the NCAA Tournament with an at-large bid, earning the No. 9 seed in the East Region. It was the first tournament appearance for the Tide since 2012.
- With an 86-83 victory over Virginia Tech in the opening round of the NCAA Tournament, Alabama claimed its first tournament victory since 2006. The Tide would fall in the second round to eventual national champion Villanova.
- Alabama reached the semifinals of the 2018 Southeastern Conference Tournament for a second consecutive season, defeating No. 8 seed Texas A&M, 71-70, and No. 1 seed and 16th-ranked Auburn, 81-63. The Tide would go on to lose to eventual SEC tournament champions Kentucky in the semifinals.
- Three players averaged double-figure scoring for the Tide, led by freshman Collin Sexton's 19.2 ppg. That number not only topped the team, but ranked second in the SEC and 64th in the nation. Sexton also led the team in assists (3.6 apg) and field goals made (196) and attempted (438). Moreover, his 196 made free throws not only ranked second in the SEC, but set a school record.
- Donta Hall led the Tide in field goal percentage (.726, 151-of-208), which would've led the country but he was just shy of meeting the minimum requirement of 5.0 or more field goals made per game (Hall finished the year with 4.44 makes per game). Hall also topped the team in dunks with (75), which led the SEC, along with 6.6 rebounds and 2.0 blocks per game. He ranked second on the team with 10.6 ppg.
- Freshman John Petty was third on the team with 10.2 ppg and set a freshman school record with 90 threes made and 242 threes attempted, which rank third and second in the program record books, respectively. His 2.5 treys made per game ranks sixth-best in the SEC.
- The Tide averaged 72.3 points per game and outscored the opposition by 1.7 points per contest (72.3-70.6). As a team, Alabama connected on 46.1 percent from the field and 32.6 percent from beyond the arc.
- The Alabama defense allowed opponents to shoot 41.6 percent from the field and 32.8 percent from deep. The Tide averaged 6.3 steals and 5.3 blocks a contest.
- In league games, Alabama ranked as one of the top defensive teams in the conference. During SEC play, Alabama led the league in blocks per game (5.4), ranked second in field goal percentage defense (.403) and three-point field goal percentage defense (.305), while finishing third in steals (6.4) and fourth in scoring defense (68.1).

ALABAMA RETURNED TO NCAA TOURNAMENT

- Alabama made its first tournament appearance since 2012 and just the second since 2006. With its opening round win over Virginia Tech, the Tide secured its first victory in the big dance since 2006.
- Alabama, which earned the No. 9 seed, defeated the eighth-seeded Hokies, 86-83 in the opening round at PPG Paints Arena in Pittsburgh, Pa. Freshman Collin Sexton poured in a game-high 25 points to go along with six assists, while fellow freshman John Petty was red-hot from beyond the arc, going 6-of-8 from three-point range and finishing with 20 points off the bench. Junior Donta Hall finished with 10 points on a perfect 5-of-5 shooting from the floor and sophomore Dazon Ingram had nine points, seven rebounds and four assists in the win.
- The neck-and-neck second-round battle saw 10 ties and 10 lead changes throughout, but the Crimson Tide's three-straight field goals and free-throw shooting down the stretch allowed UA to hang on for the win.
- The Tide advanced to the round of 32 where it fell to eventual NCAA national champions Villanova, 81-58, to end the 2017-18 season.
- Alabama trailed 32-27 at halftime, but the Wildcats converted eight consecutive three-pointers to begin the second half and finished hitting 17 treys for the contest to run away with the win.
- Alabama made its 20th NCAA appearance in 2018 and now owns an all-time record of 19-20 (.487).

FRESHMAN FINISHES WITH ONE OF THE TOP ROOKIE SEASONS IN PROGRAM HISTORY

- Freshman guard Collin Sexton had one of the most memorable freshman seasons in recent memory, which was capped when he became just the second UA freshman to declare for the NBA Draft in program history, doing so on April 6, 2018. Former Crimson Tide standout Gerald Wallace made the jump after his rookie season in 2001 and was drafted with the 24th overall pick in the first round.
- Sexton had a plethora of honors and accolades following the year, including becoming the 19th different player in program history, and first since 2008 (Richard Hendrix), to earn All-America accolades. Additionally, he was named to the NABC and USBWA All-District teams, selected as the Associated Press Newcomer of the Year and AP First Team All-SEC honoree, while the league's coaches voted him as the SEC Freshman of the Year and to the All-Freshman squad and All-SEC second team.
- During the 2017-18 season, Sexton scored a total of 632 points on the year, which not only ranked as the third-most in program history, but set the freshman single-season scoring record. The Mableton, Ga., native finished the year ranked second in the Southeastern Conference with 19.2 points per game, while adding 3.8 rebounds and a team-leading 3.6 assists per contest. He topped Alabama in field goals made (196) and attempted (438) and free throws made (196) and attempted (252). In addition to his freshman scoring record, Sexton set a new school record for free throws made in a season and ranked fourth in program history in free throws attempted.
- Sexton finished the season with 29 double-digit scoring games, 16 games of scoring 20 or more and three games of 30 or more points. On Nov. 25 against then-No. 14 Minnesota, Sexton set an Alabama freshman record when he scored 40 points, including 31 in the second half.

HALL TABBED TO SEC ALL-DEFENSIVE TEAM

- In addition to Sexton's honors, junior Donta Hall earned conference recognition as the Luverne, Ala., native was named to the league's All-Defensive team.
- Hall was a force down low for the Tide throughout the season. In 32 contests, Hall averaged 10.6 ppg, while he led the team and finished fifth in the SEC and 12th nationally with 2.0 blocks per game. That number ranked eighth-best in UA lore, while his 68 total blocks was 10th-most in the record books.

TOPPLING THE TOP 25

- Alabama head coach Avery Johnson has led his teams to success when playing against teams ranked in the Associated Press Top 25 during his three seasons at the Capstone.
- In 21 total games played against teams ranked in the AP Top 25 (including NCAA Tournament contests), Johnson has led the Tide to a record of 11-10. That's a huge improvement, especially considering Alabama had lost 21 consecutive games to nationally-ranked opponents prior to his arrival.
- The Crimson Tide boasted a record of 6-3 against Top-25 teams. Alabama toppled then-No. 5 Texas A&M (79-57 on Dec. 30), then-No. 17 Auburn (76-71 on Jan. 17), then-No. 12 Oklahoma (80-73 on Jan. 27) and then-No. 23 Florida (68-50 on Feb. 3), then-No. 15 Tennessee (78-50 on Feb. 10) and No. 16 Auburn (81-63 on March 9).

GETTING IT DONE IN THE CLASSROOM

- The Alabama men's basketball team had an outstanding fall semester in the classroom, highlighted by senior Riley Norris who graduated this past December with an undergraduate degree in marketing. In addition, Avery Johnson Jr. graduated with his undergraduate degree in May.
- As a team, the Crimson Tide boasted a team grade point average of 3.016.
- Freshmen Collin Sexton, Herbert Jones and Tyler Barnes each finished with a perfect 4.0 GPA, earning a spot on the President's List.
- A total of seven Alabama student-athletes finished the semester with a 3.0 GPA or better. In addition to the three who earned a 4.0 in the fall, freshman Alex Reese (3.86), sophomore Landon Fuller (3.25), Norris (3.23) and junior Avery Johnson Jr. (3.08) all achieved the milestone.

2017-18 REVIEW

2017-18 RESULTS

Date	Opponent	W/L	Score	Attend.	High Scorer	High Rebounder
Nov. 10	vs. Memphis%	W	82-70	3,238	(20) Ingram, Dazon	(11) Hall, Donta
Nov. 14	LIPSCOMB	W	86-64	12,325	(22) Sexton, Collin	(9) Reese, Alex
Nov. 17	ALABAMA A&M	W	104-67	11,948	(30) Petty, John	(8) Reese, Alex (8) Jones, Herbert
Nov. 21	UT ARLINGTON	W	77-76	11,737	(29) Sexton, Collin	(9) Jones, Herbert
Nov. 24	vs. BYU\$	W	71-59	1,240	(16) Petty, John	(9) Hall, Donta
Nov. 25	vs. Minnesota\$	L	84-89	3,469	(40) Sexton, Collin	(8) Smith, Galin
Nov. 29	LOUISIANA TECH	W	77-74	12,062	(22) Ingram, Dazon (22) Sexton, Collin	(9) Ingram, Dazon
Dec. 3	UCF	L	62-65	13,534	(20) Hall, Donta	(7) Ingram, Dazon
Dec. 6	RHODE ISLAND	W	68-64	12,807	(13) Hall, Donta	(14) Hall, Donta (14) Ingram, Dazon
Dec. 9	at Arizona	L	82-88	14,644	(30) Sexton, Collin	(12) Hall, Donta
Dec. 19	vs. Mercer^	W	80-79	4,799	(21) Sexton, Collin	(8) Ingram, Dazon
Dec. 22	TEXAS#	L	50-66	16,146	(14) Petty, John	(7) Hall, Donta
Dec. 30	TEXAS A&M*	W	79-57	14,218	(18) Petty, John	(8) Jones, Herbert
Jan. 2	at Vanderbilt*	L	75-76	9,519	(24) Sexton, Collin	(6) Hall, Donta (6) Ingram, Dazon (6) Key, Braxton
Jan. 6	at Georgia*	L	46-65	10,523	(23) Sexton, Collin	(12) Hall, Donta
Jan. 9	SOUTH CAROLINA*	W	76-62	10,909	(15) Petty, John	(7) Hall, Donta
Jan. 13	at LSU*	W	74-66	13,600	(27) Ingram, Dazon	(10) Ingram, Dazon
Jan. 17	AUBURN*	W	76-71	15,383	(18) Petty, John	(9) Key, Braxton
Jan. 20	MISSISSIPPI STATE*	W	68-62	15,383	(16) Key, Braxton	(8) Ingram, Dazon
Jan. 23	at Ole Miss*	L	66-78	8,099	(14) Hall, Donta	(8) Ingram, Dazon
Jan. 27	OKLAHOMA!	W	80-73	15,383	(18) Sexton, Collin	(9) Giddens, Daniel
Jan. 31	MISSOURI*	L	60-69	11,603	(23) Sexton, Collin	(4) Sexton, Collin (4) Hall, Donta (4) Jones, Herbert
Feb. 3	at Florida*	W	68-50	10,845	(17) Sexton, Collin	(11) Hall, Donta
Feb. 6	at Mississippi State*	L	63-67	7,095	(18) Sexton, Collin	(6) Hall, Donta (6) Key, Braxton
Feb. 10	TENNESSEE*	W	78-50	15,383	(17) Hall, Donta	(11) Hall, Donta
Feb. 13	LSU*	W	80-65	11,154	(20) Hall, Donta	(8) Hall, Donta
Feb. 17	at Kentucky*	L	71-81	23,220	(16) Hall, Donta	(6) Hall, Donta
Feb. 21	at Auburn*	L	71-90	9,121	(25) Sexton, Collin	(8) Key, Braxton
Feb. 24	ARKANSAS*	L	73-76	15,383	(16) Key, Braxton	(8) Hall, Donta
Feb. 27	FLORIDA*	L	52-73	12,282	(14) Sexton, Collin	(8) Reese, Alex (8) Key, Braxton
March 3	at Texas A&M*	L	66-68	10,755	(23) Sexton, Collin	(8) Petty, John
March 8	vs. Texas A&M@	W	71-70	15,129	(27) Sexton, Collin	(9) Ingram, Dazon
March 9	vs. Auburn@	W	81-63	16,364	(31) Sexton, Collin	(10) Key, Braxton
March 10	vs. Kentucky@	L	63-86	18,729	(21) Sexton, Collin	(7) Giddens, Daniel
March 15	vs. Virginia Tech&	W	86-83	18,715	(25) Sexton, Collin	(7) Ingram, Dazon
March 17	vs. Villanova&	L	58-81	19,015	(17) Sexton, Collin	(7) Ingram, Dazon

% = Veterans Classic (Annapolis, Md.)

\$ = Barclays Classic (Brooklyn, N.Y.)

= Vulcan Classic (Birmingham, Ala.)

^ = Rocket City Classic (Huntsville, Ala.)

! = Big 12/SEC Challenge

@ = SEC Tournament (Nashville, Tenn.)

& = NCAA Tournament (Pittsburgh, Pa.)

* = Conference game

BOLD = Home game

2017-18 POINTS-REBOUNDS-ASSISTS

Team	Hall	Norris	Sexton	Reese	Giddens	Johnson Jr.	Jones	Ingram	Barnes	Petty	Schaffer	Key	Smith	Fuller
vs. Memphis	11-11-3	DNP	DNP	8-9-3	0-1-0	13-2-0	12-5-1	20-5-5	DNP	11-1-2	5-0-2	DNP	2-2-0	DNP
LIPSCOMB	10-5-3	DNP	22-1-5	4-9-0	3-5-0	9-0-1	6-3-0	13-7-5	DNP	14-6-3	0-0-0	DNP	5-4-0	0-0-0
ALABAMA A&M	8-6-0	DNP	25-4-5	9-8-1	2-1-1	0-4-5	7-8-3	10-6-4	DNP	30-4-1	3-0-4	DNP	7-3-1	3-0-0
UT ARLINGTON	8-5-0	5-3-1	29-1-4	0-0-0	4-1-0	8-1-1	7-9-3	6-4-1	DNP	8-2-2	DNP	DNP	2-0-0	DNP
vs BYU	14-9-0	4-3-1	10-7-3	0-2-0	8-2-1	3-0-0	3-4-3	13-3-3	DNP	16-1-1	DNP	DNP	0-0-0	DNP
vs Minnesota	8-7-0	13-2-0	40-6-5	0-0-0	0-2-1	2-2-0	2-0-0	4-2-3	DNP	5-2-0	DNP	DNP	10-8-0	DNP
LOUISIANA TECH	15-7-0	4-4-1	22-5-3	2-3-0	0-2-0	2-1-1	6-5-1	22-9-0	DNP	2-3-4	DNP	DNP	2-3-0	DNP
UCF	20-4-1	4-3-1	7-4-3	3-1-0	4-3-0	2-0-0	4-1-4	6-7-4	DNP	12-0-1	DNP	DNP	0-3-0	DNP
RHODE ISLAND	13-14-2	2-2-1	11-4-0	DNP	12-6-0	4-0-0	4-3-1	10-14-2	DNP	12-2-4	DNP	DNP	0-0-0	DNP
at Arizona	15-12-0	6-2-1	30-0-2	DNP	8-2-0	0-0-1	0-0-2	10-7-6	DNP	13-3-3	DNP	DNP	0-0-0	DNP
vs. Mercer	9-6-0	5-3-0	21-3-4	10-2-0	4-3-0	2-1-0	0-0-2	11-8-1	DNP	18-4-3	DNP	0-4-2	DNP	DNP
TEXAS	2-4-0	0-0-0	8-5-4	3-2-0	10-6-0	2-1-0	1-1-0	6-8-3	DNP	14-2-1	DNP	2-4-1	2-1-0	DNP
TEXAS A&M	17-6-1	DNP	16-3-2	0-1-0	2-2-0	2-3-0	4-8-2	16-6-3	0-0-0	18-4-3	0-0-1	2-6-2	2-1-0	DNP
at Vanderbilt	14-6-0	DNP	24-3-5	DNP	5-1-1	6-2-0	6-3-1	9-6-2	DNP	2-1-1	DNP	9-6-3	0-0-0	DNP
at Georgia	7-6-0	DNP	23-2-3	0-3-0	0-3-1	8-1-1	4-4-0	DNP	DNP	3-0-1	0-0-0	1-5-1	0-3-0	DNP
SOUTH CAROLINA	13-7-0	DNP	5-2-4	0-0-0	11-1-0	10-2-2	5-5-2	4-3-2	DNP	15-4-3	DNP	7-6-5	6-4-0	DNP
at LSU	DNP	DNP	15-7-3	9-3-0	2-2-0	5-0-0	5-6-0	18-10-3	DNP	6-1-0	DNP	6-4-2	8-4-0	DNP
AUBURN	2-5-0	DNP	DNP	7-3-0	3-2-0	2-1-1	11-7-4	16-3-2	DNP	27-1-2	0-0-0	4-9-3	4-1-0	DNP
MISSISSIPPI STATE	8-5-1	DNP	DNP	2-2-0	13-4-1	5-1-0	6-5-0	7-8-6	DNP	9-4-4	DNP	16-5-4	2-3-0	DNP
at Ole Miss	14-7-0	DNP	7-2-2	8-4-0	6-1-0	2-1-1	7-2-3	10-8-5	DNP	3-2-3	DNP	7-5-3	2-1-0	DNP
OKLAHOMA	9-7-2	DNP	18-3-2	3-0-2	4-9-0	4-0-0	14-5-3	8-3-3	DNP	9-3-1	DNP	11-5-2	DNP	DNP
MISSOURI	9-4-0	DNP	23-4-2	5-2-0	3-0-0	2-0-0	0-4-1	10-4-1	DNP	5-1-1	0-0-0	1-3-1	2-3-0	DNP
at Florida	14-11-0	DNP	17-8-6	DNP	0-0-0	10-2-2	6-1-0	8-7-1	DNP	0-3-1	DNP	13-5-2	0-0-0	DNP
at Mississippi State	8-6-0	DNP	18-5-3	0-0-0	11-2-0	9-2-0	1-1-0	0-1-0	DNP	5-4-0	DNP	11-6-1	0-2-0	DNP
TENNESSEE	17-11-1	DNP	16-5-4	4-1-0	2-6-0	2-2-1	7-2-2	6-4-2	0-0-0	14-2-4	DNP	8-4-1	2-0-0	DNP
LSU	20-8-0	DNP	15-0-6	5-2-0	4-4-1	2-0-2	2-4-3	7-2-3	0-0-0	11-5-1	0-0-0	12-7-1	2-0-0	DNP
at Kentucky	16-6-0	DNP	12-2-3	10-4-0	2-1-0	2-0-2	2-4-0	9-3-2	DNP	13-1-3	0-0-0	5-4-1	0-0-0	DNP
at Auburn	7-5-1	DNP	25-5-2	6-5-1	0-1-0	10-2-2	0-0-0	9-6-2	DNP	3-2-4	0-0-0	11-8-1	0-1-1	DNP
ARKANSAS	4-8-1	DNP	15-2-6	6-1-0	0-0-0	5-2-1	0-3-1	13-2-2	DNP	14-3-1	DNP	16-5-2	DNP	DNP
FLORIDA	3-4-1	DNP	14-5-3	2-8-1	7-4-0	4-3-0	0-5-0	8-5-0	DNP	3-0-0	0-0-3	11-8-1	0-1-0	DNP
at Texas A&M	12-6-1	DNP	23-4-7	5-3-0	DNP	0-1-1	DNP	8-4-2	DNP	7-8-1	DNP	7-6-1	4-4-0	DNP
vs. Texas A&M	11-5-1	DNP	27-3-5	0-0-0	2-1-0	0-0-0	6-3-0	13-9-3	DNP	0-4-1	DNP	4-3-1	8-3-0	DNP
vs. Auburn	11-6-0	DNP	31-7-1	2-1-0	0-0-0	0-0-0	1-2-2	14-7-5	DNP	5-4-2	0-0-0	9-10-3	8-6-0	DNP
vs. Kentucky	DNP	DNP	21-5-3	5-4-0	5-7-1	7-1-1	0-1-0	4-5-0	DNP	18-1-0	0-0-0	3-5-1	0-0-0	DNP
vs. Virginia Tech	10-3-0	DNP	25-3-6	0-1-0	DNP	8-0-1	6-4-3	9-7-4	DNP	20-3-3	DNP	0-1-1	8-3-1	DNP
vs. Villanova	3-2-1	DNP	17-4-3	9-5-1	7-1-0	2-1-0	2-3-1	4-7-2	0-0-0	3-1-0	0-0-3	6-4-2	5-3-0	DNP

2017-18 HUSTLE STATS

DUNK CHART			CHARGES TAKEN			AND-1'S (CONVERTED/ATTEMPTED)		
PLAYER	DUNKS	CAREER DUNKS	PLAYER	CHARGES	CAREER CHARGES	PLAYER	AND-1's	CAREER AND-1's
Hall	75	129	Jones	23*	23	Hall	12/22	18/31
Giddens	20	20	Key	13	27	Sexton	8/14	8/14
Smith	17	17	Ingram	10	18	Ingram	5/9	12/17
Jones	16	16	Hall	4	5	Giddens	5/9	5/9
Ingram	12	25	Norris	3	16	Smith	2/5	2/5
Key	7	27	Smith	3	3	Petty	3/4	3/4
Sexton	6	6	Sexton	2	2	Jones	1/4	1/4
Petty	3	3	Johnson Jr.		2	Johnson Jr.	2/3	3/6
Reese	3	3	Davis		1	Norris	1/1	11/14
Davis		6	TOTAL		58	Reese	1/1	1/1
Norris		5				Key	0/2	10/15
TOTAL		159				Davis		4/4

*School record

2017-18 TOP PERFORMANCES

CATEGORY	ALABAMA	OPPONENTS
Points	40, Collin Sexton vs. Minnesota, 11/25/17	29, Deandre Ayton, Arizona, 12/9/17
Field Goals Made	12, Collin Sexton vs. Minnesota, 11/25/17	12, Deandre Ayton, Arizona, 12/9/17
Field Goal Attempts	22, Collin Sexton vs. Minnesota, 11/25/17	19, Yante Maten, Georgia, 1/6/18
3-Pointers Made	10, John Petty vs. Alabama A&M, 11/17/17	7, Wenyen Gabriel, Kentucky, 3/10/18
3-Pointers Attempted	13, 2x, last by John Petty vs. Auburn, 1/17/18	14, Bryce Brown, Auburn, 2/21/18
Rebounds	14, Dazon Ingram & Donta Hall vs. Rhode Island, 12/6/17	18, Deandre Ayton, Arizona, 12/9/17
Assists	7, Collin Sexton at Texas A&M, 3/3/18	12, Erick Neal, UT Arlington, 11/21/17
Steals	5, Herbert Jones vs. UCF, 12/3/17	4, 7x, last by Jared Harper, Auburn, 2/21/18
Blocks	8, Donta Hall vs. Oklahoma, 1/27/18	7, Robert Williams, Texas A&M, 3/8/18

2017-18 SEASON STATISTICS

RECORD:	OVERALL	HOME	AWAY	NEUTRAL
ALL GAMES	20-16	12-5	2-8	6-3
CONFERENCE	8-10	6-3	2-7	0-0
NON-CONFERENCE	12-6	6-2	0-1	6-3

##	Player	GP-GS	Min-Avg	FG-FGA	Pct	3FG-FGA	Pct	FT-FTA	Pct	Off-Def-Tot	Avg	PF-FO	A	TO	Blk	Stl	Pts	Avg						
02	Sexton, Collin	33-32	987-29.9	196-438	.447	44-131	.336	196-252	.778	34-90-124	3.8	81-3	119	92	3	28	632	19.2						
00	Hall, Donta	34-31	806-23.7	151-208	.726	0-0	.000	60-108	.556	76-148-224	6.6	59-0	20	43	68	24	362	10.6						
23	Petty, John	36-29	1026-28.5	123-313	.393	90-242	.372	32-45	.711	14-78-92	2.6	36-0	65	74	9	17	368	10.2						
12	Ingram, Dazon	35-33	1007-28.8	100-235	.426	19-67	.284	122-177	.689	33-167-200	5.7	93-3	92	79	12	30	341	9.7						
25	Key, Braxton	26-17	656-25.2	65-159	.409	16-64	.250	36-54	.667	37-101-138	5.3	51-0	48	46	11	27	182	7.0						
01	Norris, Riley	9-3	166-18.4	16-37	.432	6-20	.300	5-8	.625	6-16-22	2.4	19-0	6	5	0	4	43	4.8						
05	Johnson Jr, Avery	36-0	501-13.9	51-146	.349	20-67	.299	32-40	.800	12-27-39	1.1	54-1	27	19	1	17	154	4.3						
04	Giddens, Daniel	34-18	451-13.3	58-99	.586	0-0	.000	28-48	.583	28-58-86	2.5	95-2	8	34	35	14	144	4.2						
10	Jones, Herbert	35-13	741-21.2	58-142	.408	7-26	.269	24-48	.500	29-92-121	3.5	94-4	48	56	22	44	147	4.2						
03	Reese, Alex	32-1	370-11.6	46-118	.390	24-74	.324	11-14	.786	22-67-89	2.8	33-0	9	21	7	15	127	4.0						
30	Smith, Galin	33-3	398-12.1	42-67	.627	0-0	.000	9-32	.281	29-38-67	2.0	54-2	3	23	24	2	93	2.8						
33	Fuller, Landon	2-0	5-2.5	1-1	1.000	1-1	1.000	0-0	.000	0-0-0	0.0	0-0	0	0	0	0	3	1.5						
24	Schaffer, Lawson	14-0	56-4.0	3-11	.273	2-10	.200	0-0	.000	0-0-0	0.0	7-0	13	8	0	5	8	0.6						
15	Barnes, Tyler	4-0	7-1.8	0-1	.000	0-1	.000	0-2	.000	0-0-0	0.0	0-0	0	0	0	1	0	0.0						
TEAM											40-51-91		1		13									
Total.....	36	7,177	910-1,975	.461	229-703	.326	555-828	.670	360-933-1,293	35.9	677-15	458	513	192	228	2,604	72.3							
Opponents.....	36	7,201	877-2,108	.416	262-798	.326	527-769	.685	417-867-1,284	35.7	722-13	427	472	134	237	2,543	70.6							

SCORE BY PERIODS:	1st	2nd	Total
Alabama	1,210	1,394	2,604
Opponents	1,220	1,323	2,543

2017-18 SEASON SEC STATISTICS

RECORD:	OVERALL	HOME	AWAY	NEUTRAL
ALL GAMES	8-10	6-3	2-7	0-0
CONFERENCE	8-10	6-3	2-7	0-0
NON-CONFERENCE	0-0	0-0	0-0	0-0

##	Player	GP-GS	Min-Avg	FG-FGA	Pct	3FG-FGA	Pct	FT-FTA	Pct	Off-Def-Tot	Avg	PF-FO	A	TO	Blk	Stl	Pts	Avg				
02	Sexton, Collin	16-15	464-29.0	83-208	.399	16-66	.242	86-112	.768	14-45-59	3.7	41-2	61	43	3	13	268	16.8				
00	Hall, Donta	17-14	406-23.9	77-104	.740	0-0	.000	31-62	.500	39-72-111	6.5	30-0	7	19	28	14	185	10.9				
12	Ingram, Dazon	17-16	469-27.6	46-102	.451	11-38	.289	55-73	.753	11-71-82	4.8	43-1	38	36	7	16	158	9.3				
23	Petty, John	18-15	513-28.5	50-140	.357	39-111	.351	19-22	.864	7-39-46	2.6	19-0	33	34	6	9	158	8.8				
25	Key, Braxton	18-12	466-25.9	54-119	.454	13-45	.289	26-38	.684	26-76-102	5.7	34-0	35	34	8	18	147	8.2				
05	Johnson Jr, Avery	18-0	280-15.6	27-80	.338	13-40	.325	19-23	.826	8-17-25	1.4	33-1	16	9	1	8	86	4.8				
03	Reese, Alex	16-0	173-10.8	24-64	.375	14-40	.350	7-8	.875	8-34-42	2.6	20-0	2	11	2	7	69	4.3				
04	Giddens, Daniel	17-11	237-13.9	26-44	.591	0-0	.000	19-28	.679	13-21-34	2.0	51-1	4	19	13	9	71	4.2				
10	Jones, Herbert	17-7	362-21.3	29-78	.372	4-18	.222	4-11	.364	20-44-64	3.8	40-2	19	22	14	19	66	3.9				
30	Smith, Galin	17-0	200-11.8	17-30	.567	0-0	.000	0-10	.000	12-16-28	1.6	27-1	1	15	15	1	34	2.0				
24	Schaffer, Lawson	8-0	26-3.3	0-4	.000	0-4	.000	0-0	.000	0-0-0	0.0	4-0	4	4	0	2	0	0.0				
15	Barnes, Tyler	3-0	4-1.3	0-1	.000	0-1	.000	0-2	.000	0-0-0	0.0	0-0	0	0	0	0	0	0.0				
Team											19-27-46		8									
Total	18	3,600	433-974	.445	110-363	.303	266-389	.684	177-462-639	35.5	342-8	220	254	97	116	1,242	69.0					
Opponents	18	3,600	415-1029	.403	120-394	.305	276-392	.704	210-439-649	36.1	339-3	202	228	67	129	1,226	68.1					

SCORE BY PERIODS:	1st	2nd	Total
Alabama	573	669	1,242
Opponents	604	622	1,226

2017-18 SPECIALTY STATS

Opponent	Paint	Pts off T/O	Second Chance	Fast Break	Bench
vs. Memphis	36	9	12	13	18
ALABAMA	26	25	14	8	28
LIPSCOMB	22	6	6	2	12
ALABAMA	50	17	9	16	24
ALABAMA A&M	28	13	7	2	19
ALABAMA	48	12	13	14	29
UT ARLINGTON	28	20	6	0	18
ALABAMA	28	18	3	6	22
vs. BYU	34	13	7	2	14
ALABAMA	42	13	10	6	10
vs. Minnesota	36	17	21	15	23
ALABAMA	36	18	11	14	29
LOUISIANA TECH	38	15	9	8	7
ALABAMA	42	11	7	8	16
UCF	30	19	6	6	20
ALABAMA	34	18	9	8	13
RHODE ISLAND	30	26	12	12	20
ALABAMA	36	7	10	4	20
at Arizona	26	3	12	6	9
ALABAMA	26	11	2	6	8
vs. Mercer	28	15	12	4	34
ALABAMA	38	20	14	12	21
TEXAS	30	12	11	12	10
ALABAMA	30	10	7	4	18
TEXAS A&M	36	9	22	4	17
ALABAMA	36	15	13	6	10
at Vanderbilt	20	16	11	4	14
ALABAMA	42	14	2	8	17
at Georgia	20	4	10	3	17
ALABAMA	16	16	4	2	8
SOUTH CAROLINA	20	17	3	4	16
ALABAMA	44	14	12	8	35
at LSU	24	12	6	8	11
ALABAMA	36	9	13	2	28
AUBURN	26	16	13	4	27
ALABAMA	24	21	4	6	15
MISSISSIPPI STATE	28	6	13	2	18
ALABAMA	38	19	20	4	17
at Ole Miss	28	22	15	8	18
ALABAMA	36	14	18	10	33
OKLAHOMA	40	18	22	0	3
ALABAMA	42	18	11	12	25
MISSOURI	22	15	7	2	22
ALABAMA	24	18	7	4	12
at Florida	26	18	11	8	1
ALABAMA	46	15	14	10	29
at Mississippi State	30	17	10	8	15
ALABAMA	26	8	12	8	21
TENNESSEE	18	10	8	0	18
ALABAMA	50	15	11	12	23
LSU	24	16	10	10	17
ALABAMA	32	18	8	4	23
at Kentucky	40	18	20	6	39
ALABAMA	32	8	11	6	19
at Auburn	30	28	17	17	24
ALABAMA	26	13	9	6	27
ARKANSAS	30	21	12	0	22
ALABAMA	22	16	11	0	11
FLORIDA	30	13	5	6	14
ALABAMA	22	2	11	6	16
at Texas A&M	32	15	16	11	14
ALABAMA	28	11	11	5	9
vs. Texas A&M	32	18	19	10	10
ALABAMA	36	11	4	8	12
vs. Auburn	22	13	8	0	9
ALABAMA	36	9	11	6	16
vs. Kentucky	18	14	0	2	31
ALABAMA	26	6	13	2	33
vs. Virginia Tech	40	21	9	8	24
ALABAMA	34	13	10	11	36
vs. Villanova	14	15	7	9	28
ALABAMA	24	12	5	8	26
OPPONENT Totals	1,016	540	395	216	633
Average/Game	28.2	15.0	11.0	6.0	17.6
ALABAMA Totals	1,214	495	356	258	739
Average/Game	33.7	13.8	9.9	7.2	20.5

RECORD WHEN

At home	12-5
On the road	2-8
At neutral sites	6-3
In SEC games	8-10
SEC home games	6-3
SEC road games	2-7
In non-conference games	9-4
In postseason	3-2
In overtime	0-0
In games decided by ...	
5 points or less	7-6
6-10 points	3-3
11 points or more	10-7
Leading at the half	13-3
Trailing at the half	7-13
Tied at the half	0-0
Shooting 40% or better	20-8
Shooting less than 40%	0-8
Opponent better than 40%	6-13
Opponent shoots 40% or less	14-3
Shooting same or better than opponent	18-5
Shooting worse than opponent	2-11
Outrebounding opponent	13-3
Opponent outrebounds UA	6-12
Rebounds are tied	1-1
70% or better on FT	6-7
less than 70% on FT	14-9
More FT att. than opponent	13-9
Less FT att. than opponent	7-7
Same FT att. as opponent	0-0
40% or better on 3PT	7-2
Less than 40% on 3PT	13-14
More turnovers than opponent	10-9
Less turnovers than opponent	8-6
Same turnovers as opponent	2-1
Scoring 80 or more points	8-2
Scoring 70-79 points	9-4
Scoring 60-69 points	3-6
Scoring 50-59 points	0-3
Scoring less than 50 points	0-1
Allowing 80 or more points	1-6
Allowing 70-79 points	7-4
Allowing 60-69 points	8-6
Allowing 50-59 points	4-0
Allowing less than 50 points	0-0
On Sunday	0-1
On Monday	0-0
On Tuesday	5-4
On Wednesday	3-2
On Thursday	2-0
On Friday	4-1
On Saturday	6-8
In November	6-1
In December	3-3
In January	5-4
In February	3-5
In March	3-3

2017-18 GAME HIGHS

ALABAMA HIGHS

Category	Game	First Half	Second Half
Points	104 - vs. Alabama A&M, Nov. 17	51 - vs. Alabama A&M, Nov. 17	55 - vs. Minnesota, Nov. 25
Field Goals	40 - vs. Alabama A&M, Nov. 17	19 - vs. Alabama A&M, Nov. 17	21 - vs. Alabama A&M, Nov. 17
Field Goal Attempts	63 - vs. Alabama A&M, Nov. 17	36 - vs. Mercer, Dec. 19	35 - vs. Kentucky, March 10
Field Goal Percentage	.635 - vs. Alabama A&M, Nov. 17	.636 - vs. South Carolina, Jan. 9	.636 - vs. Alabama A&M, Nov. 17
3-Point Field Goals	16 - vs. Alabama A&M, Nov. 17	9 - vs. Alabama A&M, Nov. 17	7 - vs. Alabama A&M, Nov. 17
3-Point Field Goal Att.	28 - vs. Mercer, Dec. 19	16 - vs. Mercer, Dec. 19	16 - vs. Kentucky, March 10 16 - at Auburn, Feb. 21
3-Point Field Goal Pct.	.593 - vs. Alabama A&M, Nov. 17	.800 - vs. BYU, Nov. 24	.600 - vs. Auburn, March 9
Free Throws	27 - vs. Louisiana Tech, Nov. 29	14 - at Mississippi State, Feb. 6	17 - vs. Minnesota, Nov. 25
Free Throw Attempts	39 - vs. Rhode Island, Dec. 6	19 - vs. Louisiana Tech, Nov. 29	23 - at Texas A&M, March 3 23 - vs. Minnesota Nov. 25
Free Throw Percentage	1.000 - vs. LSU, Feb. 13	1.000 - at LSU, Jan. 13	1.000 - at LSU, Jan. 13
Rebounds	50 - vs. Rhode Island, Dec. 6	26 - vs. Florida, Feb. 27 26 - vs. Rhode Island, Dec. 6 26 - vs. Alabama A&M, Nov. 17	26 - vs. Auburn, March 9 26 - at Florida, Feb. 3
Assists	25 - vs. Alabama A&M, Nov. 17	12 - vs. Virginia Tech, March 15 12 - vs. Mississippi State, Jan. 20 12 - vs. Alabama A&M, Nov. 17	13 - vs. Alabama A&M, Nov. 17
Steals	10 - at Vanderbilt, Jan. 2	6 - vs. Arkansas, Feb. 24 6 - vs. UCF, Dec. 3	8 - vs. UTA, Nov. 21
Blocks	12 - vs. Oklahoma, Dec. 27	6 - vs. Oklahoma, Jan. 27 6 - vs. Auburn, Jan. 17 6 - vs. Minnesota, Nov. 25 6 - vs. BYU, Nov. 24	6 - vs. Oklahoma, Jan. 27 6 - vs. Lipscomb, Nov. 14
Turnovers	24 - vs. Rhode Island, Dec. 6	14 - at Florida, Feb. 3 14 - vs. Rhode Island, Dec. 6	11 - vs. Texas A&M, March 8

OPPONENT HIGHS

Category	Game	First Half	Second Half
Points	90 - by Auburn, Feb. 21	46 - by UTA, Nov. 21	57 - by Kentucky, March 10
Field Goals	31 - by UTA, Nov. 21	20 - by UTA, Nov. 21	17 - by Auburn, Feb. 21 17 - by Minnesota, Nov. 25 17 - by Alabama A&M, Nov. 17
Field Goal Attempts	71 - by Oklahoma, Jan. 71 71 - by Rhode Island, Dec. 6	39 - by Rhode Island, Dec. 6	40 - by Lipscomb, Nov. 14
Field Goal Percentage	.643 - by Kentucky, March 10	.680 - by Virginia Tech, March 15	.842 - by Kentucky, March 10
3-Point Field Goals	17 - by Villanova, March 17	8 - by Georgia, Jan. 6 8 - by Vanderbilt, Jan. 2	10 - by Villanova, March 17
3-Point Field Goal Att.	41 - by Villanova, March 17	20 - by Villanova, March 17 20 - by Auburn, Feb. 21	21 - by Villanova, March 17
3-Point Field Goal Pct.	.667 - by Kentucky, March 10	.778 - by Virginia Tech, March 15	.889 - by Kentucky, March 10
Free Throws	22 - by Arizona, Dec. 9 22 - by Louisiana Tech 22 - by Memphis, Nov. 10	13 - by Minnesota, Nov. 25	17 - by Kentucky, March 10
Free Throw Attempts	36 - Memphis, Nov. 10	21 - by Memphis, Nov. 10	23 - by Arizona, Dec. 9
Free Throw Percentage	.875 - by Villanova, March 17	1.000 - by Arkansas, Feb. 24 1.000 - by LSU, Jan. 13 1.000 - by Rhode Island, Dec. 6	1.000 - Villanova, March 17
Rebounds	49 - by Georgia, Jan. 6	26 - by Georgia, Jan. 6	27 - by Lipscomb, Nov. 17
Assists	20 - by Kentucky, March 10	12 - by Georgia, Jan. 6 12 - by UTA, Nov. 21	14 - by Villanova, March 17
Steals	14 - by Auburn, Feb. 21	8 - by Florida, Feb. 3	8 - by Auburn, Feb. 21
Blocks	9 - by Texas A&M, March 8 9 - by Texas, Dec. 22	5 - by Auburn, Feb. 21 5 - by Minnesota, Nov. 25	7 - by Texas A&M, March 8
Turnovers	20 - by UCF, Dec. 3	10 - by Arkansas, Feb. 24 10 - by Missouri, Jan. 21 10 - by Mississippi State, Jan. 20 10 - by Mercer, Dec. 19 10 - by UCF, Dec. 3	14 - by UTA, Nov. 21

INDIVIDUAL GAME HIGHS

Points

40	Sexton, Collin vs. Minnesota (11/25/17)
31	Sexton, Collin vs. Auburn (3/9/18)

Field Goals Made

12	Sexton, Collin vs. Minnesota (11/25/17)
11	Sexton, Collin vs. Alabama A&M (11/17/17)

Field Goal Attempts

22	Sexton, Collin vs. Minnesota (11/25/17)
19	Sexton, Collin vs. Louisiana Tech (11/29/17)

Field Goal Percentage (min 5 made)

1.000 (9-9)	Hall, Donta vs. UCF (12/3/17)
.800 (8-10)	Hall, Donta vs. LSU (2/13/18)
.800 (8-10)	Hall, Donta vs. Tennessee (2/10/18)

3-Point Field Goals

10	Petty, John vs. Alabama A&M (11/17/17)
8	Petty, John vs. Auburn (1/17/18)

3-Point Field Goal Attempts

13	Petty, John vs. Auburn (1/17/18)
13	Petty, John vs. Alabama A&M (11/17/17)

3-Point Field Goal Percentage (min 3 made)

.769 (10-13)	Petty, John vs. Alabama A&M (11/17/17)
.750 (6-8)	Petty, John vs. Virginia Tech (3/15/18)
.750 (6-8)	Sexton, Collin vs. Auburn (3/9/18)

Free Throws Made

15	Sexton, Collin at Arizona (12/9/17)
13	Sexton, Collin at Texas A&M (3/3/18)
13	Ingram, Dazon vs. Louisiana Tech (11/29/17)

Free Throw Attempts

17	Sexton, Collin at Texas A&M (3/3/18)
17	Ingram, Dazon vs. Louisiana Tech (11/29/17)

Free Throw Percentage (min 5 made)

1.000 (10-10)	Ingram, Dazon at LSU (1/13/18)
1.000 (9-9)	Sexton, Collin vs. Mercer (12/19/17)
1.000 (7-7)	Sexton, Collin at Vanderbilt (1/2/18)
1.000 (6-6)	Sexton, Collin at LSU (1/13/18)
1.000 (5-5)	Sexton, Collin vs. Auburn (3/9/18)

Rebounds

14	Ingram, Dazon vs. Rhode Island (12/6/17)
14	Hall, Donta vs. Rhode Island (12/6/17)

Assists

7	Sexton, Collin at Texas A&M (3/3/18)
6	Sexton, Collin vs. Virginia Tech (3/15/18)
6	Sexton, Collin vs. Arkansas (2/24/18)
6	Sexton, Collin vs. LSU (2/13/18)
6	Sexton, Collin at Florida (2/3/18)
6	Ingram, Dazon vs. Mississippi State (1/20/18)
6	Ingram, Dazon at Arizona (12/9/17)

Steals

5	Jones, Herbert vs. UCF (12/3/17)
4	Jones, Herbert vs. Auburn (1/17/18)
4	Jones, Herbert vs. South Carolina (1/9/18)
4	Key, Braxton at Vanderbilt (1/2/18)
4	Jones, Herbert vs. UT Arlington (11/21/17)
4	Reese, Alex vs. Memphis (11/10/17)

Blocked Shots

8	Hall, Donta vs. Oklahoma (1/27/18)
5	Hall, Donta vs. Memphis (11/10/17)

SEASON/CAREER RECORDS

INDIVIDUAL SEASON

Field Goal Percentage (min. 200 attempts)

1. .726	Donta Hall	2017-18
2. .664	Bobby Lee Hurt	1983-84
3. .636	Derrick McKey	1985-86
4. .633	Bobby Lee Hurt	1984-85
5. .629	Richard Hendrix	2006-07

Three-Point Field Goals Made

1. 113	Eric Washington	1995-96
2. 103	Mykal Riley	2007-08
3. 91	Earnest Shelton	2004-05
4. 90	John Petty	2017-18
5. 85	Brian Williams	1997-98

Three-Point Field Goals Attempted

1. 279	Eric Washington	1995-96
2. 248	Brian Williams	1997-98
3. 242	John Petty	2017-18
4. 238	Mykal Riley	2007-08
5. 232	James Robinson	1991-92

Blocks

1. 156	Roy Rogers	1995-96
7. 76	Derrick McKey	1985-86
8. 75	Derrick McKey	1986-87
9. 70	JaMychal Green	2010-11
70	Jermareo Davidson	2006-07
68	Donta Hall	2017-18

Blocks Per Game

1. 4.9	Roy Rogers	1995-96
2. 3.5	Robert Horry	1991-92
3. 3.0	Leon Douglas	1974-75
4. 2.3	Jermareo Davidson	2006-07
2.3	Robert Horry	1990-91
2.3	Derrick McKey	1986-87
2.3	Derrick McKey	1985-96
8. 2.0	Donta Hall	2017-18

INDIVIDUAL CAREER

Blocks

1. 286	Robert Horry	1989-90
7. 188	Derrick McKey	1985-87
8. 187	Bobby Lee Hurt	1982-85
9. 172	Donta Hall	2016-pres.

Blocks Per Game

1. 2.61	Roy Rogers	1993-96
2. 2.18	Robert Horry	1989-92
3. 2.11	Leon Douglas	1973-76
4. 1.89	Derrick McKey	1985-87
8. 1.70	Donta Hall	2016-pres.

TEAM SEASON

Blocks

1. 223	(35 games)	1991-92
2. 201	(33 games)	1994-95
3. 196	(32 games)	1995-96
4. 192	(36 games)	2017-18
5. 190	(37 games)	2010-11

Blocks Per Game

1. 6.4	(35 games)	1991-92
2. 6.1	(32 games)	1995-96
6.1	(33 games)	1994-95
4. 5.5	(31 games)	1997-98
5. 5.3	(34 games)	2017-18
5.3	(33 games)	2015-16
5.3	(32 games)	2006-07

Three-Point FG Attempted

1. 763	(33 games)	2015-16
2. 711	(36 games)	2000-01
3. 710	(34 games)	2016-17
4. 703	(36 games)	2017-18
703	(33games)	2001-02

COLLIN SEXTON 2017-18 CAPSULE

2017-18 AWARDS/HONORS

- No. 8 overall pick in 2018 NBA Draft
- All-America (Honorable Mention)
- NABC First Team All-District
- SEC Co-Freshman of the Year
- AP Newcomer of the Year
- AP First Team All-Conference
- Second Team All-SEC
- SEC All-Freshman Team
- SEC All-Tournament Team
- SEC Player of the Week (Nov. 27)
- Wooden Award Late Season Top 20
- Naismith Award Top 30



NOTES/HIGHLIGHTS

- Selected by the Cleveland Cavaliers as the eighth overall pick at the 2018 NBA Draft.
- Became the 15th Alabama player to be chosen in the first round and the fourth top-10 selection in program history, joining Antonio McDyess (No. 2 overall in 1995), Derrick McKey (No. 9 overall in 1987) and Leon Douglas (No. 4 overall in 1976).
- First UA men's basketball player selected in the NBA Draft since Richard Hendrix was chosen in the second round in 2008 and the first Alabama player since Gerald Wallace in 2001 (No. 25 overall) to be selected in the first round.
- Set UA single-season freshman scoring record, finished with 632 points on the year
- Set UA SEC Tournament scoring record, scoring 79 total points in three games
- Became just the second player in program history to earn SEC Freshman of the Year honors (Mo Williams in 2002)
- Became just the eighth player in program history to record 600 points in a season (finished with 632)
- Just the fourth player in program history to score 630 points in a season (632)
- Finished his freshman campaign third on the Alabama all-time single-season scoring record (behind Reggie King and James Robinson)
- Broke the school record for made free throws in a season (finished with 196)
- Set the Alabama freshman single-game scoring record with 40 points, including 31 in the second half, on Nov. 25 vs. Minnesota
- Became the first Crimson Tide player to score 40 points in a game since Reggie King had 43 on March, 12, 1979 against Virginia.
- Became the first Alabama freshman in the modern era to record three straight games of more than 20 points in each of his first three contests.

Alabama Freshman Scoring

1. 632	Collin Sexton	19.2 ppg	2017-18
2. 554	James Robinson	16.8 ppg	1990-91
3. 477	Eddie Phillips	14.5 ppg	1978-79

Alabama Single-Season Scoring Record

1. 747	Reggie King	1978-79
2. 661	James Robinson	1991-92
3. 632	Collin Sexton	2017-18

Alabama Single-Season Scoring Average

21. 19.2	Collin Sexton	2017-18
----------	---------------	---------

Single-Season Free Throws Made

1. 196	Collin Sexton	2017-18
2. 189	Jim Fulmer	1956-57
3. 183	Bob Andrews	1964-65

Single-Season Free Throws Attempted

1. 263	Jim Fulmer	1956-57
2. 252	Collin Sexton	2017-18
3. 243	Jerry Harper	1955-56



Alabama had five sellouts and broke a school record for average attendance (13,391) and overall attendance (227,640) during the 2017-18 season.

GAME 13

TEXAS A&M 57
ALABAMA 79

Dec. 30, 2017 • Tuscaloosa, Ala.
Coleman Coliseum • 14,218

The Alabama men's basketball team began conference play in grand fashion, knocking off No. 5/6 Texas A&M, 79-57, in front of 14,218 fans in Coleman Coliseum. The victory marked the first time the Crimson Tide defeated an Associated Press top-5 opponent since March 20, 2004, when the Tide topped then-No. 1 Stanford, 70-67, in the NCAA tournament.

Alabama (9-4, 1-0 SEC) had four players reach double figures, including freshman John Petty's 18 points, while freshman Collin Sexton (16), junior Donta Hall (17) and sophomore Dazon Ingram (16) all reached double digits in the victory.

The Crimson Tide led wire-to-wire and got off to a hot start, using a 7-0 spurt from opening tip. Alabama eventually stretched its lead to 22-11 at the 11:43 mark, shooting 55 percent from the floor (6-of-11) while holding the Aggies to 27 percent from the field (4-of-15) to begin the game.

Texas A&M (11-2, 0-1) managed to cut the lead to 22-17, using a 6-0 run over the next 1:39. However, the Tide quickly regained its double-digit advantage, responding with a 6-0 run of its own. Despite not scoring a point over the final 4:09 of the half, Alabama was able to take a 35-28 lead into the locker room.

After the Aggies cut the deficit to five, 37-32, in the first minute to begin the second half, Alabama used an 8-0 run to build back its advantage, 45-32, with 17:48 left, and never looked back.

The Crimson Tide snatched the 66-50 lead, thanks to a 7-0 run over 1:34 with 7:29 play to take control of the contest and led by as many as 23 points before settling for the 22-point victory.

TEXAS A&M 57
Player FG 3FG FT R TP A MIN
Flagg - F 2-7 0-3 0-0 9 4 1 29
Davis - F 6-12 1-1 1-1 6 14 1 28
Tropha Morelos - C 2-7 1-4 2-4 5 7 1 25
Chandler - G 2-8 0-4 2-3 1 6 3 23
Wilson - G 3-11 0-3 3-3 1 9 3 32
Starks 1-10 0-3 0-0 3 2 0 20
Caldwell 0-3 0-1 1-2 4 1 0 16
Collins 0-1 0-1 0-0 0 0 0 4
Jasey 0-1 0-1 0-0 0 0 0 2
Williams 5-10 0-0 4-7 8 14 0 21
TEAM 5
Totals 21-70 2-21 13-20 42 57 9 200

ALABAMA 79
Player FG 3FG FT R TP A MIN
Hall - F 7-8 0-0 3-3 6 17 1 28
Key - F 1-3 0-1 0-0 6 2 2 20
Sexton - G 3-12 1-6 9-10 3 16 2 29
Ingram - G 5-12 1-6 5-6 6 16 3 30
Petty - G 6-10 5-9 1-1 4 18 3 32
Reese 0-0 0-0 0-0 1 0 0 3
Giddens 1-4 0-0 0-0 2 2 0 15
Johnson Jr. 0-3 0-1 2-2 3 2 0 12
Jones 2-3 0-0 0-2 9 4 2 21
Barnes 0-0 0-0 0-0 0 0 0 1
Schaffer 0-0 0-0 0-0 0 0 1 2
Smith 1-2 0-0 0-0 1 2 0 7
TEAM 2
Totals 26-57 7-23 20-24 43 79 14 200

GAME 14

ALABAMA 75
VANDERBILT 76

Jan. 2, 2018 • Nashville, Tenn.
Memorial Gymnasium • 9,519

The Alabama men's basketball team came up just short at Vanderbilt, 76-75, on Tuesday night in Memorial Gymnasium. Freshman Collin Sexton led all scorers with 24 points, his eighth game of scoring 20 or more, while adding five assists and three steals in the losing effort.

The Crimson Tide (9-5, 1-1 SEC) trailed by as many as 15 points early in the second half and nearly pulled off an improbable comeback. Trailing 74-65 with 1:41 remaining in the contest, Alabama went on an 8-0 run to cut the lead to 74-73 with 46 seconds left. The Tide forced three straight turnovers in the Vanderbilt backcourt to rally back. Alabama looked to have forced a fourth consecutive turnover, but after knocking the ball loose, it rolled right to the feet of Vanderbilt forward Djery Baptiste - who hadn't made a field goal all night - and he was able to put away the uncontested layup to give the Commodores a 76-73 lead.

Following a timeout, Sexton cut to the basket for an easy bucket with six seconds left. The Tide was forced to foul with 3.6 seconds remaining but, after Vanderbilt missed the free throw, Sexton's half court heave was off the mark.

Both teams opened play shooting well early on, with Alabama hitting 4-of-6 from the floor and Vandy hitting four of its first seven shots to keep close. The Commodores got hot from beyond the arc that initiated an 11-2 run over a span 4:16 to build a 31-23 advantage with 6:55 left in the half. The Crimson Tide evened the game at 31 apiece after an 8-0 run of its own over the next 1:32. Vanderbilt responded with four straight field goals - all coming from Saben Lee who outscored Alabama by himself, 12-4, over the final 4:16 of the half for the 43-33 lead at the break. The Commodores scored the first five points of the second half to lead by its biggest margin, 48-33, before the Tide began its comeback.

ALABAMA 75
Player FG 3FG FT R TP A MIN
Hall - F 6-6 0-0 2-3 6 14 0 27
Key - F 3-8 1-2 2-2 6 9 3 33
Sexton - G 8-14 1-2 7-7 3 24 5 30
Ingram - G 2-4 0-1 5-6 6 9 2 29
Petty - G 1-6 0-3 0-0 1 2 1 28
Giddens 1-2 0-0 3-4 1 5 1 12
Johnson Jr. 2-4 2-3 0-0 2 6 0 19
Jones 3-8 0-0 0-0 3 6 1 21
Smith 0-0 0-0 0-0 0 0 0 1
TEAM 3
Totals 26-52 4-11 19-22 31 75 13 200

VANDERBILT 76
Player FG 3FG FT R TP A MIN
Roberson - F 5-11 2-2 5-6 5 17 2 34
Brown - F 1-5 0-3 1-2 5 3 1 16
Lee - G 7-14 2-4 7-9 1 23 2 27
Evans - G 2-7 1-6 4-5 1 9 1 24
LaChance - G 3-5 2-3 2-2 2 10 5 30
Willis 0-3 0-3 0-0 1 0 1 10
Toye 0-1 0-0 1-2 1 1 0 6
Fisher-Davis 4-7 3-4 0-0 5 11 0 29
Baptiste 1-1 0-0 0-0 7 2 0 24
TEAM 5
Totals 23-54 10-25 20-26 33 76 12 200

GAME 15

ALABAMA 46
GEORGIA 65

Jan. 6, 2018 • Athens, Ga.
Stegman Coliseum • 10,523

The Alabama men's basketball team fell to Georgia, 65-46, at Stegman Coliseum Saturday afternoon. Freshman Collin Sexton led the Tide with 23 points to register his ninth 20-point game of the season.

The Crimson Tide (9-6, 1-2 SEC) struggled offensively, shooting just 29.8 percent from the field (17-of-57) and 17.4 percent from beyond the arc (4-of-23), all while playing without sophomore Dazon Ingram - the Tide's third-leading scorer and second-leading rebounder - who was out with the flu. The Bulldogs outscored the Tide, 49-31, and owned a big advantage at the foul line, hitting 16-of-21 from the charity stripe compared to Alabama's 8-of-11.

Georgia's (11-3, 2-1 SEC) top-ranked defense in the conference turned in another solid performance, holding the Tide to a season low in points, field goals made and field goal percentage. In addition, the Bulldogs blocked five of Alabama's shots while forcing 12 turnovers.

Georgia jumped out to a 9-2 lead at the 16:42 mark and never looked back. The Bulldogs extended its lead to double-digits on a three-pointer to push the lead to 22-10 with 10:24 left in the half. Georgia would go on to lead by as many as 23 points. The Bulldogs controlled the first half, shooting 15-of-31 from the floor and connecting on 8-of-16 from three-point range to snatch a 44-24 lead at the break. Sexton scored 15 of Alabama's first-half points.

After trading baskets in the opening minutes of the second half, Alabama tried to chip away at Georgia's lead with a 6-0 run over 1:27 to trail 50-34 at the 13:52 mark. The Crimson Tide's defense played solid in the second half, holding the Bulldogs to just 5-of-27 (18.5 percent) shooting from the floor and just 1-of-13 (7.7 percent) from beyond the arc. However, Alabama was only able to outscore Georgia, 22-21, over the final 20 minutes.

ALABAMA 46
Player FG 3FG FT R TP A MIN
Hall - F 3-6 0-0 1-1 6 7 0 16
Key - F 0-7 0-4 1-2 5 1 1 20
Sexton - G 9-16 1-3 4-6 2 23 3 33
Jones - G 2-7 0-3 0-0 4 4 0 29
Petty - G 1-8 1-7 0-0 1 3 1 29
Reese 0-1 0-1 0-0 3 0 0 8
Giddens 0-1 0-0 0-0 3 0 1 22
Johnson Jr. 2-7 2-5 2-2 1 8 1 22
Schaffer 0-0 0-0 0-0 0 0 0 3
Smith 0-4 0-0 0-0 3 0 0 18
TEAM 4
Totals 17-57 4-23 8-11 31 46 7 200

GEORGIA 65
Player FG 3FG FT R TP A MIN
Matten - F 9-19 4-7 4-6 11 26 3 35
Wilridge - F 0-2 0-1 0-0 2 0 3 12
Hammonds - F 4-10 2-4 3-3 8 13 1 31
Osbeide - F 3-5 0-0 2-2 8 8 0 27
Jackson II - G 0-8 0-8 1-2 3 1 5 28
Harris 1-4 1-4 2-2 6 5 1 27
Parker 0-3 0-2 2-2 2 2 0 8
Crump 0-1 0-1 1-2 0 0 0 1
Diatta 0-0 0-0 0-0 0 0 0 1
Hightower 1-3 1-1 0-0 2 3 2 12
O'Neill 0-0 0-0 0-0 0 0 0 1
Kante 0-0 0-0 0-0 0 0 0 1
Edwards 0-0 0-0 0-0 0 0 0 1
Claxton 2-3 1-1 1-2 4 6 0 15
TEAM 3
Totals 20-58 9-29 16-21 49 65 15 200

GAME 16

SOUTH CAROLINA 62
ALABAMA 76

Jan. 9, 2018 • Tuscaloosa, Ala.
Coleman Coliseum • 10,909

The Alabama men's basketball team stormed out of the gates early and never looked back, topping South Carolina, 76-62, Tuesday night at Coleman Coliseum. The Crimson Tide had nine players in the scoring column, including four in double figures, to snap a two-game losing streak.

Freshman John Petty led all Crimson Tide scorers with 15 points, while junior Donta Hall added 13 points to go along with seven rebounds. Sophomore Daniel Giddens scored 11 points on a perfect 5-of-5 shooting performance while junior Avery Johnson Jr. added 10 points on 2-of-4 shooting from beyond the arc. Alabama (10-6, 2-2 SEC) shot 58.8 percent from the field (30-of-51) and registered its highest shooting percentage in a half this season, shooting 63.6 percent (14-of-22) in the opening 20 minutes.

Alabama opened the game on a roll, firing off five straight baskets to take the 13-8 lead at the 14:07 mark, and extended its advantage to 21-8 thanks to a 12-0 run over a span of 2:39, capped by Petty's back-to-back threes. Alabama would go on to lead by as many as 17 points with 8:16 left in the half, when Giddens converted a steal into a fast-break layup for Johnson Jr.

The Gamecocks (10-6, 1-3) responded, however, ending the half by connecting on seven consecutive field goals to cut the score to 40-33 at intermission. Alabama came out of the break hitting four of its first five shots, while containing the Gamecocks to 1-of-8 shooting to help push the Tide's lead to 48-38. The Crimson Tide continued to tack on points, gaining its largest lead, 69-47, with 6:46 remaining, using a 17-2 offensive surge over a 4:00 span. Alabama would go on to cruise to its second double-digit home victory on league play.

SOUTH CAROLINA 62
Player FG 3FG FT R TP A MIN
Minaya - F 3-7 1-2 0-0 5 7 2 29
Kotsar - F 4-9 0-2 2-4 5 10 1 26
Silva - F 2-8 0-0 5-7 4 9 0 18
Myers - G 4-9 2-3 5-6 1 15 2 30
Hinson - G 2-3 0-0 1-1 2 5 1 16
Beatty 0-3 0-1 2-2 1 2 0 11
Gravett 3-4 1-2 0-0 2 7 1 15
Booker 1-3 1-3 3-3 3 6 0 21
Gueye 0-1 0-0 0-0 0 0 0 1
Haase 0-4 0-2 0-0 1 0 1 16
Famouke Doumbia 0-0 0-0 0-0 0 0 0 1
Cudd 0-2 0-0 1-2 2 1 0 16
TEAM 2
Totals 19-53 5-15 19-25 28 62 8 200

ALABAMA 76
Player FG 3FG FT R TP A MIN
Hall - F 6-7 0-0 1-3 7 13 0 27
Key - F 2-4 0-1 3-5 6 7 5 22
Giddens - F 5-5 0-0 1-1 1 11 0 22
Sexton - G 2-8 1-3 0-1 2 5 4 22
Jones - G 2-3 1-1 0-0 5 5 2 25
Reese 0-3 0-1 0-0 0 0 0 4
Johnson Jr. 4-6 2-4 0-0 2 10 2 16
Ingram 1-4 0-1 2-2 3 4 2 17
Petty 5-8 3-6 2-2 4 15 3 26
Smith 3-3 0-0 0-0 4 6 0 19
TEAM 1
Totals 30-51 7-17 9-14 35 76 18 200

RECORDS AND HISTORY

INSIDE

Records Reference	86
Scoring Records	87-89
1,000-Point Scorers	90-93
Individual Records	94-99
Team Records	100-102
100-Point Games	103
Overtime Games	104
Coleman Coliseum Records	105
Coaching Records	106
All-Americans	107-110
SEC Honors	111-113
Academic Honors	114
Yearly Records	115-116
Year-by-Year Leaders	117-121
Yearly Results	122-139
Series Histories	140-151
Letterwinners	152-154
All-Time Starters	155-158
NBA History	158-165
USA Basketball	166



RECORDS & HISTORY

CRIMSON TIDE RECORDS QUICK REFERENCE

POINTS

Game:	50	Mike Nordholz vs. Southern Miss	Dec. 12, 1966
Season:	747	Reggie King	1978-79
Career:	2,168	Reggie King	1976-79

SCORING AVERAGE

Season:	24.6	Jack Kubiszyn 516 points, 21 games	1956-57
Career:	20.0	Jerry Harper 1,688 points, 93 games	1953-56

SINGLE-SEASON SCORING LEADERS BY CLASS

Freshman:	632	Collin Sexton	2017-18
Sophomore:	661	James Robinson	1991-92
Junior:	620	Wendell Hudson	1972-73
Senior:	747	Reggie King	1978-79

FIELD GOALS MADE

Game:	22	Mike Nordholz vs. Southern Miss	Dec. 12, 1966
Season:	289	Reggie King	1978-79
Career:	842	Reggie King	1976-79

FIELD GOALS ATTEMPTED

Game:	39	Jack Kubiszyn vs. Mississippi College	Jan. 2, 1957
Season:	557	Jack Kubiszyn	1957-58
Career:	1,723	Jerry Harper	1953-56

FIELD GOAL PERCENTAGE (made 10 or more)

Game:	1.000	Michael Ansley (12-for-12) vs. New Mexico State	Nov. 27, 1987
	1.000	Bobby Lee Hurt (11-for-11) vs. Texas Southern	Dec. 20, 1982
	1.000	Michael Ansley (10-for-10) vs. Murray State	Dec. 9, 1985
Season:	.726	Donta Hall (151-of-208)	2017-18
Career:	.631	Bobby Lee Hurt (646-of-1024)	1982-85

FREE THROWS MADE

Game:	18	Paul Ellis vs. Ole Miss	Feb. 7, 1972
Season:	196	Collin Sexton	2017-18
Career:	484	Reggie King	1976-79

FREE THROWS ATTEMPTED

Game:	26	Bob Andrews vs. Florida State	Dec. 7, 1964
Season:	263	Jim Fulmer	1956-57
Career:	784	Jerry Harper	1953-56

FREE THROW PERCENTAGE (made 10 or more)

Game:	1.000	Last: Dazon Ingram (12-for-12) vs. Mississippi State	Jan. 28, 2017
Season:	.892	Ronald Steele (124-of-139)	2005-06
Career:	.867	Ronald Steele (255-of-294)	2005-09

THREE-POINT FIELD GOALS MADE

Game:	10	John Petty vs. Alabama A&M	Nov. 17, 2017
Season:	113	Eric Washington	1995-96
Career:	263	Brian Williams	1996-99

THREE-POINT FIELD GOALS ATTEMPTED

Game:	24	Brian Williams vs. Weber State	Dec. 21, 1999
Season:	279	Eric Washington	1995-96
Career:	738	Brian Williams	1996-99

THREE-POINT FIELD GOAL PERCENTAGE

Game:	.875	Ronald Steele (7-of-8) vs. Arkansas	Feb. 21, 2006
Season:	.515	Gary Waites (52-of-101)	1990-91
Career:	.485	Mark Gottfried (81-of-167)	1985-87

REBOUNDS

Game:	33	Jerry Harper vs. Louisiana College	Jan. 21, 1956
Season:	517	Jerry Harper	1955-56
Career:	1,688	Jerry Harper	1953-56

REBOUNDING AVERAGE

Season:	21.5	Jerry Harper 517 rebounds, 24 games	1955-56
Career:	18.2	Jerry Harper 1,688 rebounds, 93 games	1953-56

ASSISTS

Game:	18	Ronald Steele vs. East Tennessee State	Dec. 1, 2004
Season:	241	Terry Coner	1985-86
Career:	664	Terry Coner	1984-87

BLOCKS

Game:	14	Roy Rogers vs. Georgia	Feb. 10, 1996
Season:	156	Roy Rogers	1995-96
Career:	286	Robert Horry	1989-92

STEALS

Game:	10	Anthony Murray vs. Michigan	Dec. 2, 1978
Season:	79	Anthony Murray	1977-78
Career:	263	Trevor Releford	2011-14




Trevor Releford finished as the Tide's career leader in steals, collecting 263 throughout his four seasons (2011-14).

SINGLE-GAME SCORING LEADERS

	Pts.	Player	Opponent	Date
1.	50	Mike Nordholz	Southern Miss	Dec. 12, 1966
2.	47	Jack Kubiszyn	Mississippi College	Jan. 2, 1957
3.	46	Bob Andrews	Tulane	Feb. 13, 1965
4.	45	Jack Kubiszyn	Ole Miss	Dec. 28, 1957
5.	43	Reggie King	Virginia	Dec. 29, 1978
		Jerry Harper	Georgia	Jan. 28, 1956
7.	41	Jack Kubiszyn	Samford	Jan. 27, 1958
		Jerry Harper	Louisiana College	Jan. 21, 1956
9.	40	Collin Sexton	Minnesota	Nov. 25, 2017
10.	39	Antonio McDyess	Pennsylvania	March 16, 1995
11.	38	Reggie King	Kentucky	March 1, 1979
		Jack Kubiszyn	Auburn	1958-59
		Jerry Harper	Auburn	1956-57
		George Linn	TCU	Dec. 9, 1955
15.	37	Mike Nordholz	Jacksonville State	Dec. 1, 1966
		Jerry Harper	Kentucky	Feb. 26, 1956
		George Linn	Florida	1955-56
18.	36	Trevor Releford	LSU	Feb. 23, 2013
		Alvin Lee	Vanderbilt	Feb. 17, 1988
		Reggie King	Kentucky	Feb. 10, 1979
		Charles Cleveland	Mississippi State	March 3, 1973
		Jack Kubiszyn	Florida	1957-58
		Paul Sullivan	Mississippi State	Feb. 5, 1951
24.	35	Retin Obasohan	LSU	Feb. 17, 2016
		Eric Washington	Tulane	March 28, 1996
		James Robinson	LSU	Jan. 6, 1993
		Leon Douglas	North Carolina	March 13, 1976
		Leon Douglas	Ole Miss	Feb. 16, 1976
		Gary Elliot	Southern Miss	Dec. 13, 1967
		Bob Andrews	Ole Miss	Jan. 1, 1965
		Jack Kubiszyn	Eastern Kentucky	Dec. 8, 1957
		Jim Fulmer	Auburn	1956-57
		Jack Kubiszyn	Eastern Kentucky	Dec. 8, 1956
		Jerry Harper	Georgia Tech	Feb. 5, 1955
		George Linn	Marquette	Dec. 30, 1955
36.	34	Trevor Releford	UCLA	Dec. 28, 2013
		Richard Hendrix	Alabama State	Dec. 9, 2006
		Earnest Shelton	Mississippi State	Jan. 18, 2005
		Schea Cotton	Mississippi State	March 4, 2000
		Buck Johnson	Florida	Feb. 25, 1986
		Leon Douglas	Kentucky	Feb. 22, 1975
		Leon Douglas	Kentucky	Jan. 29, 1973
		Jimmy Hollon	Georgia	Feb. 9, 1970
		Bobby Lynch	Kentucky	Jan. 26, 1970
		Jerry Harper	Georgia	Feb. 11, 1956
		Jerry Harper	Florida	1955-56
47.	33	Levi Randolph	Missouri	Feb. 22, 2014
		Kennedy Winston	Charlotte	Dec. 4, 2004
		Mo Williams	Florida Atlantic	March 14, 2002
		Rod Grizzard	Tennessee	March 8, 2002
		James Robinson	Old Dominion	Dec. 14, 1991
		Alvin Lee	South Carolina	Dec. 9, 1988
		Buck Johnson	Georgia	Jan. 4, 1986
		Reggie King	Tennessee	Jan. 22, 1977
		Charles Cleveland	Georgia	Feb. 26, 1974
		Alan House	Ole Miss	Feb. 1, 1971
		Mike Nordholz	Samford	Jan. 21, 1967
		Henry Hoskins	Virginia Tech	Jan. 4, 1961
		Larry Pennington	Vanderbilt	Feb. 1, 1960
		Jim Fulmer	Georgia	1956-57
		Jack Kubiszyn	Southern Miss	Dec. 15, 1956
		Jim Fulmer	Birmingham-Southern	Dec. 5, 1956
		Jerry Harper	Mississippi State	Jan. 9, 1956
		Jerry Harper	Mississippi State	Jan. 10, 1955
		Jerry Harper	Georgia	1952-53
66.	32	Retin Obasohan	Arkansas	March 2, 2016
		Levi Randolph	Ole Miss	March 3, 2015
		Alonzo Gee	Florida	Jan. 8, 2008
		Robert Horry	Ole Miss	Jan. 22, 1992
		Eddie Phillips	LSU	Jan. 13, 1982
		Harry Hammonds	Southern Miss	Dec. 11, 1965
		Jim Fulmer	Mississippi State	Jan. 7, 1957
		Jack Kubiszyn	Ole Miss	1957-58
74.	31	Collin Sexton	Auburn	Mar. 9, 2018
		Jermareo Davidson	LSU	Jan. 31, 2007

	Pts.	Player	Opponent	Date
		Jean Felix	Marquette	March 16, 2006
		Kennedy Winston	Mississippi State	Feb. 21, 2004
		Latrell Sprewell	Kentucky	Feb. 12, 1992
		Ennis Whatley	Auburn	Jan. 5, 1983
		Reggie King	LSU	Feb. 26, 1979
		Reggie King	Ole Miss	Jan. 10, 1977
		Wendell Hudson	Kentucky	Jan. 29, 1973
		Wendell Hudson	Kentucky	Jan. 26, 1973
		Wendell Hudson	Wake Forest	Dec. 2, 1972
		Wendell Hudson	Texas	Dec. 4, 1971
		Alan House	Ole Miss	March 1, 1971
		Jimmy Hollon	Southern Miss	Dec. 1, 1969
		Gary Elliot	Georgia	Feb. 10, 1969
		Bob Andrews	Florida State	Dec. 7, 1964
		Larry Pennington	Auburn	1959-60
91.	30	Collin Sexton	Arizona	Dec. 9, 2017
		John Petty	Alabama A&M	Nov. 17, 2017
		Richard Hendrix	Missouri State	Dec. 22, 2008
		James Robinson	Mississippi State	March 6, 1993
		Latrell Sprewell	Virginia	Dec. 1, 1991
		Michael Ansley	Augusta	Dec. 12, 1988
		Michael Ansley	Central Michigan	Nov. 29, 1988
		Michael Ansley	New Mexico State	Nov. 27, 1988
		Michael Ansley	Auburn	Feb. 27, 1988
		Derrick McKey	Florida	Feb. 28, 1987
		Jim Farmer	Arkansas	Dec. 10, 1986
		Buck Johnson	LSU	Jan. 21, 1984
		Buck Johnson	Mississippi State	Feb. 26, 1983
		Eddie Phillips	Mississippi State	Jan. 30, 1980
		Reggie King	Ole Miss	Feb. 8, 1979
		Reggie King	Tennessee	Jan. 6, 1979
		Reggie King	Tennessee	Feb. 11, 1978
		Reggie King	Michigan	Dec. 14, 1977
		Leon Douglas	Vanderbilt	March 8, 1976
		Jimmy Hollon	LSU	Feb. 7, 1970
		Jimmy Hollon	Clemson	Dec. 17, 1969
		Gary Blagburn	Tennessee	Feb. 26, 1962
		Jack Kubiszyn	Louisville	Dec. 7, 1957
		Jack Kubiszyn	Tennessee	Feb. 25, 1957
		Jack Kubiszyn	Georgia	1956-57
		George Linn	Tennessee	Feb. 27, 1956
		George Linn	Auburn	1954-55
		Jerry Harper	Georgia	1953-54
		Paul Sullivan	Florida	1950-51



Mike Nordholz set the single-game scoring record in 1967, when he poured in 50 against Southern Miss.

RECORDS & HISTORY

SINGLE-SEASON SCORING

	Pts.	Player	Games	Avg.	Year
1.	747	Reggie King	33	22.6	1978-79
2.	661	James Robinson	34	19.4	1991-92
3.	632	Collin Sexton	33	19.2	2017-18
4.	630	Michael Ansley	31	20.3	1988-89
5.	623	Latrell Sprewell	35	17.8	1991-92
6.	620	Wendell Hudson	30	20.7	1972-73
7.	615	Derrick McKey	33	18.6	1986-87
8.	611	Rod Grizzard	36	17.0	2000-01
9.	599	Buck Johnson	29	20.7	1985-86
10.	598	James Robinson	29	20.6	1992-93
11.	596	Eric Washington	32	18.6	1995-96
12.	583	Jack Kubiszyn	25	23.3	1957-58
13.	580	Retin Obasohan	33	17.6	2015-16
14.	577	Leon Douglas	28	20.6	1975-76
15.	574	Trevor Releford	31	18.5	2013-14
16.	573	Kennedy Winston	32	17.9	2004-05
17.	572	Reggie King	27	21.2	1977-78
18.	568	Richard Hendrix	32	17.8	2007-08
19.	564	Tony Mitchell	37	15.2	2010-11
	564	Kennedy Winston	33	17.1	2003-04
21.	561	Michael Ansley	31	18.1	1987-88
22.	559	Leon Douglas	27	20.7	1974-75
23.	557	Jim Fulmer	26	21.4	1956-57
24.	556	Jerry Harper	24	23.2	1955-56
25.	554	Robert Horry	35	15.8	1991-92
	554	James Robinson	33	16.8	1990-91
27.	548	Melvin Cheatum	35	15.7	1989-90
28.	546	Jim Farmer	33	16.5	1986-87
29.	545	Melvin Cheatum	33	16.5	1990-91
30.	543	Reggie King	30	18.1	1976-77
31.	533	George Linn	24	22.2	1955-56
32.	531	Erwin Dudley	35	15.2	2001-02
33.	529	Buck Johnson	22	24.0	1984-85
34.	527	JaMychal Green	34	15.5	2010-11
35.	524	Mike Nordholz	25	21.0	1966-67
36.	523	Levi Randolph	34	15.4	2014-15
37.	520	Earnest Shelton	32	16.3	2004-05
38.	518	Brian Williams	30	17.3	1998-99
39.	517	Erwin Dudley	36	14.4	2000-01
40.	516	Jack Kubiszyn	21	24.6	1956-57
41.	511	Wendell Hudson	26	19.7	1971-72
42.	508	Trevor Releford	34	14.9	2012-13
43.	505	Jerry Harper	24	21.0	1954-55
44.	504	Jimmy Hollon	26	19.4	1969-70
45.	502	Eddie Phillips	30	16.7	1979-80
	502	Mike Nordholz	25	20.0	1967-68
47.	501	Bob Andrews	26	19.3	1964-65
48.	500	Mikhail Torrance	32	15.6	2009-10
	500	Rickey Brown	31	16.1	1976-77
50.	499	Brian Williams	31	16.1	1997-98
51.	494	Rod Grizzard	35	14.1	2001-02
52.	493	Mykal Riley	33	14.9	2007-08
	493	Eddie Phillips	29	17.0	1980-81
54.	491	Earnest Shelton	31	15.8	2003-04
	491	Bobby Lee Hurt	32	15.3	1982-83
56.	487	Ennis Whatley	32	15.2	1982-83
57.	484	Eric Washington	30	16.1	1996-97
58.	480	Alonzo Gee	32	15.0	2008-09

	Pts.	Player	Games	Avg.	Year
	480	Alonzo Gee	33	14.5	2007-08
60.	477	Buck Johnson	28	17.0	1983-84
	477	Eddie Phillips	33	14.5	1978-79
62.	475	Mo Williams	29	16.4	2002-03
63.	468	Richard Hendrix	32	14.6	2006-07
64.	467	Bobby Lee Hurt	30	15.6	1983-84
65.	466	Alan House	26	17.2	1970-71
66.	465	Eddie Phillips	30	15.5	1981-82
67.	458	Antonio McDyess	33	13.9	1994-95
68.	457	Erwin Dudley	35	13.1	2001-02
	457	Robert Horry	35	13.1	1989-90
70.	453	George Linn	23	19.7	1954-55
71.	448	Derrick McKey	33	13.6	1985-86
72.	446	Chuck Davis	32	13.9	2004-05
	446	Alvin Lee	29	15.4	1987-88
	446	Charles Cleveland	30	14.9	1972-73
75.	444	Ronald Steele	31	14.3	2005-06
	444	Charles Cleveland	26	17.1	1973-74
77.	442	Jermareo Davidson	31	14.3	2005-06
	442	Robert Scott	30	14.7	1979-80
79.	441	Ken Johnson	30	14.7	1979-80
	441	Gary Elliot	24	18.4	1968-69
81.	438	JaMychal Green	31	14.1	2009-10
82.	431	Brian Williams	31	13.9	1996-97
	431	Guy Turner	26	16.6	1966-67
84.	430	Larry Pennington	25	17.2	1960-61
85.	429	Erwin Dudley	29	14.8	2002-03
	429	Terry Williams	30	14.3	1983-84
87.	427	Jerry Harper	24	17.8	1953-54
88.	426	Gary Elliot	26	16.4	1967-68
89.	422	Bobby Lee Hurt	33	12.8	1984-85
	422	Charles Cleveland	27	15.6	1974-75
91.	421	Jason Caffey	29	14.5	1992-93
	421	Jim Farmer	33	12.8	1985-86
93.	419	Jermareo Davidson	30	14.0	2006-07
94.	418	Schea Cotton	27	15.5	1999-00
95.	415	Henry Hoskins	25	16.6	1960-61
96.	414	Charles Russell	27	15.3	1974-75
97.	408	Trevor Releford	37	11.0	2010-11
98.	407	Braxton Key	34	12.0	2016-17
	407	Jamal Faulkner	33	12.3	1994-95
	407	T.R. Dunn	31	13.1	1976-77
101.	406	Trevor Lacey	36	11.3	2012-13
102.	404	Alvin Lee	31	13.0	1988-89
103.	403	Alonzo Gee	32	12.6	2006-07
	403	Ray Odums	30	13.4	1972-73
105.	402	Mykal Riley	32	12.6	2006-07
106.	401	Jim Fulmer	26	15.4	1957-58
	401	Paul Sullivan	22	18.2	1951-52

SINGLE-SEASON SCORING BY CLASS

FRESHMAN

	Pts.	Player	Games	Avg.	Year
1.	632	Collin Sexton	33	19.2	2017-18
2.	554	James Robinson	33	16.8	1990-91
3.	477	Eddie Phillips	33	14.5	1978-79
4.	446	Alvin Lee	29	15.4	1987-88
	446	Charles Cleveland	30	17.9	1972-73

SOPHOMORE


	Pts.	Player	Games	Avg.	Year
1.	661	James Robinson	34	19.4	1991-92
2.	611	Rod Grizzard	36	17.0	2000-01
3.	564	Tony Mitchell	37	15.2	2010-11
	564	Kennedy Winston	33	17.1	2003-04
5.	543	Reggie King	30	18.1	1976-77

JUNIOR

	Pts.	Player	Games	Avg.	Year
1.	620	Wendell Hudson	30	20.7	1972-73
2.	615	Derrick McKey	33	18.6	1986-87
3.	598	James Robinson	29	20.6	1992-93
4.	596	Eric Washington	32	18.6	1995-96
5.	573	Kennedy Winston	32	17.9	2004-05

SENIOR

	Pts.	Player	Games	Avg.	Year
1.	747	Reggie King	33	22.6	1978-79
2.	630	Michael Ansley	31	20.3	1988-89
3.	623	Latrell Sprewell	35	17.8	1991-92
4.	599	Buck Johnson	29	20.7	1985-86
5.	583	Jack Kubiszyn	25	23.3	1957-58



Collin Sexton finished with a UA freshmen scoring record of 632 points in 2017-18, which also ranks as the third-most points in a single season at Alabama.

SINGLE-SEASON SCORING AVERAGE

Avg. Player					Avg. Player					Avg. Player								
1.	24.6	Jack Kubiszyn	21	516	1956-57	17.8	Latrell Sprewell	35	623	1991-92	71.	15.4	Levi Randolph	34	523	2014-15		
2.	23.3	Jack Kubiszyn	25	583	1957-58	17.8	Jerry Harper	24	427	1953-54	15.4	Alvin Lee	29	446	1987-88			
3.	23.2	Jerry Harper	24	556	1955-56	17.8	Jerry Harper	21	373	1952-53	73.	15.3	Bobby Lee Hurt	32	491	1982-83		
4.	22.6	Reggie King	33	747	1978-79	39.	17.6	Retin Obasohan	33	580	2015-16	74.	15.3	Charles Russell	27	414	1974-75	
5.	22.2	George Linn	24	533	1955-56	40.	17.3	Brian Williams	30	518	1998-99	75.	15.2	Tony Mitchell	37	564	2010-11	
6.	21.4	Jim Fulmer	26	557	1956-57	41.	17.2	Larry Pennington	25	430	1960-61	15.2	Erwin Dudley	35	531	2001-02		
7.	21.2	Reggie King	27	572	1977-78	42.	17.1	Kennedy Winston	33	564	2003-04	15.2	Ennis Whatley	32	487	1982-83		
8.	21.0	Mike Nordholz	25	524	1966-67	17.1	Charles Cleveland	26	444	1973-74	15.2	Leon Douglas	26	396	1973-74			
		21.0	Jerry Harper	24	505	1954-55	44.	17.0	Rod Grizzard	36	611	2000-01	79.	15.0	Alonzo Gee	32	480	2008-09
10.	20.7	Buck Johnson	29	599	1985-86	17.0	Buck Johnson	28	477	1983-84	15.0	Alan House	26	389	1971-72			
		20.7	Leon Douglas	27	559	1974-75	17.0	Eddie Phillips	29	493	1980-81	81.	14.9	Trevor Releford	34	508	2012-13	
		20.7	Wendell Hudson	30	620	1972-73	47.	16.8	James Robinson	33	554	1990-91	14.9	Mykal Riley	33	493	2007-08	
13.	20.6	James Robinson	29	598	1992-93	48.	16.7	Eddie Phillips	30	502	1979-80	14.9	Guy Turner	21	312	1965-66		
		20.6	Leon Douglas	28	577	1975-76	49.	16.6	Guy Turner	26	431	1966-67	14.9	Paul Sullivan	22	329	1950-51	
15.	20.3	Michael Ansley	31	630	1988-89	16.6	Henry Hoskins	25	415	1960-61	85.	14.8	Erwin Dudley	29	429	2002-03		
16.	20.0	Mike Nordholz	25	502	1967-68	51.	16.5	Melvin Cheatum	33	545	1990-91	14.8	Jim Homer	21	311	1946-47		
17.	19.6	Wendell Hudson	26	511	1971-72	16.5	Jim Farmer	33	546	1986-87	87.	14.7	Robert Scott	30	442	1979-80		
18.	19.4	James Robinson	34	661	1991-92	53.	16.4	Mo Williams	29	475	2002-03	14.7	Ken Johnson	30	441	1979-80		
		19.4	Jimmy Hollon	26	504	1969-70	54.	16.3	Earnest Shelton	32	520	2004-05	89.	14.6	Richard Hendrix	32	468	2006-07
20.	19.2	Collin Sexton	33	632	2017-18	16.3	Gary Elliott	26	426	1967-68	14.6	Ray Odums	26	381	1972-73			
21.	19.3	Bob Andrews	26	501	1964-65	56.	16.1	Brian Williams	31	499	1997-98	91.	14.5	Alonzo Gee	33	480	2008-09	
22.	18.6	Eric Washington	32	596	1995-96	16.1	Eric Washington	30	484	1996-97	14.5	Jason Caffey	29	421	1993-94			
		18.6	Derrick McKey	33	615	1986-87	16.1	Rickey Brown	31	500	1976-77	14.5	Eddie Phillips	33	477	1979-80		
24.	18.5	Trevor Releford	31	574	2013-14	59.	16.0	Buck Johnson	22	529	1984-85	14.5	Bob Andrews	24	347	1963-64		
25.	18.4	Gary Elliot	24	441	1968-69	60.	15.8	Earnest Shelton	31	491	2003-04	95.	14.4	Erwin Dudley	36	517	2001-02	
		18.4	Mike Nordholz	20	368	1965-66	15.8	Robert Horry	35	554	1991-92	14.4	Harry Hammonds	26	374	1966-67		
		18.9	George Linn	23	453	1954-55	15.8	Porter Powers	19	300	1959-60	14.4	Kenny Kaplan	21	303	1959-60		
28.	18.2	Jim Fulmer	26	401	1957-58	63.	15.7	Melvin Cheatum	35	548	1989-90	98.	14.3	Ronald Steele	31	444	2006-07	
29.	18.2	Paul Sullivan	22	401	1951-52	15.7	Bob Andrews	25	393	1962-63	14.3	Jermareo Davidson	31	442	2006-07			
30.	18.1	Michael Ansley	31	561	1987-88	65.	15.6	Mikhail Torrance	32	500	2009-10	14.3	Terry Williams	30	429	1984-85		
		18.1	Reggie King	30	543	1976-77	15.6	Bobby Lee Hurt	30	467	1983-84	101.	14.3	J.W. Berry	25	356	1964-65	
32.	17.9	Kennedy Winston	32	573	2004-05	15.6	Charles Cleveland	27	422	1974-75	102.	14.1	JaMychal Green	31	429	2009-10		
		17.9	Charles Cleveland	30	446	1972-73	68.	15.5	JaMychal Green	34	527	2010-11	14.1	Rod Grizzard	35	494	2002-03	
		17.9	Alan House	26	466	1970-71	15.5	Schea Cotton	27	418	1999-00							
35.	17.8	Richard Hendrix	32	568	2007-08	15.5	Eddie Phillips	30	465	1981-82								


CAREER SCORING LEADERS • 1,000-POINT CLUB

Points	Player	Years	Points	Player	Years		
1.	2,168	Reggie King	1976-79	37.	1,206	Alan House	1970-72
2.	1,937	Eddie Phillips	1979-82	38.	1,197	Jim Farmer	1984-87
3.	1,909	Leon Douglas	1973-76	39.	1,195	Rickey Brown	1974-77
4.	1,873	Trevor Releford	2011-14	40.	1,176	Retin Obasohan	2012-16
5.	1,869	Buck Johnson	1983-86	41.	1,128	Tony Mitchell	2009-11
6.	1,861	Jerry Harper	1953-56	42.	1,122	Rodney Cooper	2012-15
7.	1,813	James Robinson	1991-93	43.	1,113	Ronald Steele	2004-09
8.	1,775	Erwin Dudley	2000-03	44.	1,112	Ray Odums	1972-74
9.	1,759	Brian Williams	1995-99	45.	1,110	Terrance Meade	2000-03
10.	1,749	Michael Ansley	1986-89	46.	1,080	Jimmy Hollon	1970-72
11.	1,697	Bobby Lee Hurt	1982-85	47.	1,060	Chuck Davis	2003-06
12.	1,656	JaMychal Green	2008-11	48.	1,056	Mark Gottfried	1985-87
13.	1,630	Alonzo Gee	2005-09	49.	1,032	Senario Hillman	2007-10
14.	1,591	Robert Horry	1989-92				
15.	1,575	Melvin Cheatum	1988-91				
16.	1,532	Eric Washington	1994-97				
17.	1,487	Rod Grizzard	2000-02				
18.	1,451	Ken Johnson	1978-81				
19.	1,444	George Linn	1953-56				
20.	1,394	Mike Nordholz	1966-68				
21.	1,336	Levi Randolph	2012-15				
22.	1,327	Richard Hendrix	2006-08				
23.	1,326	Wendell Hudson	1971-73				
24.	1,325	Kennedy Winston	2003-05				
25.	1,323	Earnest Shelton	2002-05				
26.	1,321	Robert Scott	1977-80				
27.	1,312	Charles Cleveland	1973-75				
28.	1,268	Jermareo Davidson	2004-07				
29.	1,247	T.R. Dunn	1974-77				
30.	1,241	Bob Andrews	1963-65				
	1,241	Jack Kubiszyn	1956-58				
32.	1,239	Jason Caffey	1992-95				
33.	1,231	Derrick McKey	1985-87				
34.	1,214	Terry Coner	1984-87				
35.	1,211	Mike Davis	1980-83				
36.	1,210	Gary Elliott	1967-69				

REGGIE KING

Alabama's All-Time Leading Scorer

Reggie King, a two-time All-American who played for Alabama from 1976-79 and went on to star in the NBA, holds Alabama's school career scoring record and is seventh all-time in the SEC with 2,168 career points. He is the only Tide men's basketball player to break the 2,000 points milestone. King saved his best scoring burst for last, amassing 747 points his senior season in 1979, the single-season school scoring record.



RECORDS & HISTORY

ALABAMA'S 1,000-POINT SCORERS



1. REGGIE KING 2,168

Year	G	FGM	FGA	Pct.	FTM	FTA	Pct.	Pts.	Avg.
1976	28	122	250	.488	62	113	.549	306	10.9
1977	30	213	386	.544	117	179	.654	543	18.1
1978	27	218	371	.588	136	207	.657	572	21.2
1979	33	289	507	.570	169	236	.717	747	22.6
Total	118	842	1,514	.556	484	735	.659	2,168	18.4



2. EDDIE PHILLIPS 1,937

Year	G	FGM	FGA	Pct.	FTM	FTA	Pct.	Pts.	Avg.
1979	33	201	334	.602	75	108	.694	477	14.5
1980	30	196	381	.514	110	182	.604	502	16.7
1981	29	194	379	.512	105	181	.580	493	17.0
1982	30	179	352	.509	107	138	.775	465	15.5
Total	122	770	1,446	.533	397	609	.652	1,937	15.9



3. LEON DOUGLAS 1,909

Year	G	FGM	FGA	Pct.	FTM	FTA	Pct.	Pts.	Avg.
1973	30	160	331	.483	57	110	.518	377	12.7
1974	26	164	335	.490	68	113	.602	396	15.2
1975	27	228	414	.551	103	165	.624	559	20.7
1976	28	228	471	.484	121	204	.593	577	20.6
Total	111	780	1,551	.503	349	592	.590	1,909	17.2



4. TREVOR RELEFORD 1,873

Year	G	FGM	FGA	Pct.	3FG	3FGA	Pct.	FTM	FTA	Pct.	Pts.	Avg.
2011	37	152	317	.479	19	68	.279	85	113	.752	408	11.0
2012	32	132	274	.482	21	77	.273	98	120	.817	383	12.0
2013	34	167	351	.476	48	118	.407	126	153	.824	508	14.9
2014	31	187	377	.496	72	183	.393	128	151	.848	574	18.5
Total	134	638	1,319	.484	160	446	.359	437	537	.814	1,873	14.0



5. BUCK JOHNSON 1,869

Year	G	FGM	FGA	Pct.	FTM	FTA	Pct.	Pts.	Avg.
1983	32	104	217	.479	56	88	.636	264	8.3
1984	28	183	256	.514	111	152	.730	477	17.0
1985	33	209	373	.560	111	156	.712	529	16.0
1986	29	235	407	.577	129	155	.832	599	20.7
Total	122	731	1,253	.583	407	551	.739	1,869	15.3



6. JERRY HARPER 1,861

Year	G	FGM	FGA	Pct.	FTM	FTA	Pct.	Pts.	Avg.
1953	21	140	395	.354	93	167	.557	373	17.8
1954	24	169	419	.403	89	161	.553	427	17.8
1955	24	190	458	.415	125	213	.586	505	21.0
1956	24	184	451	.408	166	243	.682	556	23.2
Total	93	683	1,723	.403	473	784	.603	1,861	20.0



7. JAMES ROBINSON 1,813

Year	G	FGM	FGA	Pct.	3PM	3PA	Pct.	FTM	FTA	Pct.	Pts.	Avg.
1991	33	194	413	.470	64	153	.418	102	146	.699	554	16.8
1992	34	237	533	.445	83	232	.358	104	146	.712	661	19.4
1993	29	202	481	.420	78	222	.351	116	170	.682	598	20.6
Total	96	633	1,427	.444	225	607	.371	322	465	.697	1,813	18.9



8. ERWIN DUDLEY 1,775

Year	G	FGM	FGA	Pct.	3FG	3FA	Pct.	FTM	FTA	Pct.	Pts.	Avg.
2000	29	109	219	.498	2	3	.667	78	103	.757	298	10.3
2001	36	210	397	.529	0	0	.000	97	160	.606	517	14.4
2002	35	207	372	.556	1	1	1.000	116	171	.678	531	15.2
2003	29	162	313	.518	1	3	.333	104	145	.717	429	14.8
Total	129	688	1,301	.529	4	7	.571	395	579	.682	1,775	13.8

RECORDS & HISTORY

ALABAMA'S 1,000-POINT SCORERS



9. BRIAN WILLIAMS 1,759

Year	G	FGM	FGA	Pct.	3PM	3PA	Pct.	FTM	FTA	Pct.	Pts.	Avg.
1996	30	101	264	.383	36	110	.327	73	91	.802	311	10.4
1997	31	136	359	.379	74	191	.387	85	108	.787	431	13.9
1998	31	163	454	.395	85	248	.343	88	108	.815	499	16.1
1999	30	162	427	.379	68	189	.360	126	147	.857	518	17.3
Total	122	562	1,504	.374	263	738	.356	372	454	.819	1,759	17.3



10. MICHAEL ANSLEY 1,749

Year	G	FGM	FGA	Pct.	3PM	3PA	Pct.	FTM	FTA	Pct.	Pts.	Avg.
1986	33	87	144	.604	0	0	.000	21	39	.538	195	5.9
1987	33	145	243	.597	0	0	.000	73	109	.670	363	11.0
1988	31	218	389	.564	0	1	.000	125	171	.731	561	18.1
1989	31	255	446	.572	1	4	.250	119	155	.768	630	20.3
Total	128	705	1,222	.578	1	5	.200	338	474	.713	1,749	13.7



11. BOBBY LEE HURT 1,697

Year	G	FGM	FGA	Pct.	FTM	FTA	Pct.	Pts.	Avg.
1982	31	126	204	.618	65	110	.591	317	10.2
1983	32	190	311	.611	111	160	.694	491	15.3
1984	30	168	253	.664	131	181	.719	467	15.6
1985	33	162	256	.633	98	165	.594	422	12.8
Total	126	646	1,024	.631	405	617	.656	1,697	13.5



12. JAMYCHAL GREEN 1,656

Year	G	FGM	FGA	Pct.	3FG	3FGA	Pct.	FTM	FTA	Pct.	Pts.	Avg.
2009	32	126	234	.538	0	1	.000	76	107	.710	328	10.3
2010	31	162	327	.495	0	5	.000	114	164	.695	438	14.1
2011	34	190	374	.508	1	1	1.000	146	198	.737	527	15.5
2012	26	136	249	.546	2	10	.200	89	129	.690	363	14.0
Total	123	614	1,184	.519	3	17	.176	425	598	.711	1,656	13.5



13. ALONZO GEE 1,630

Year	G	FGM	FGA	Pct.	3FG	3FA	Pct.	FTM	FTA	Pct.	Pts.	Avg.
2006	31	103	213	.484	24	81	.296	37	72	.514	267	8.6
2007	32	148	319	.464	28	83	.337	79	122	.648	403	12.6
2008	33	169	403	.419	36	116	.310	106	156	.679	480	14.5
2009	32	176	398	.442	27	74	.365	11	161	.627	480	15.0
Total	128	596	1,333	.447	115	354	.325	323	511	.632	1,630	12.7



14. ROBERT HORRY 1,591

Year	G	FGM	FGA	Pct.	3PM	3PA	Pct.	FTM	FTA	Pct.	Pts.	Avg.
1989	31	79	185	.427	4	13	.308	38	59	.644	200	6.5
1990	35	75	157	.472	50	117	.427	36	55	.655	457	13.1
1991	32	133	296	.449	33	98	.337	82	102	.804	381	11.9
1992	35	202	417	.484	42	120	.350	119	173	.688	553	15.8
Total	131	481	1,054	.456	129	348	.371	275	377	.729	1,591	12.1



15. MELVIN CHEATUM 1,575

Year	G	FGM	FGA	Pct.	3PM	3PA	Pct.	FTM	FTA	Pct.	Pts.	Avg.
1988	31	112	258	.434	0	4	.000	70	95	.737	294	9.5
1989	28	75	157	.472	2	2	1.000	36	55	.655	188	6.7
1990	35	215	415	.484	0	7	.000	224	307	.729	548	15.7
1991	33	217	450	.482	3	8	.375	108	151	.715	545	16.5
Total	127	619	1,280	.484	5	21	.238	438	608	.720	1,575	12.4



16. ERIC WASHINGTON 1,532

Year	G	FGM	FGA	Pct.	3FG	3FA	Pct.	FTM	FTA	Pct.	Pts.	Avg.
1994	17	23	57	.404	5	28	.179	8	11	.727	59	3.5
1995	33	141	307	.459	69	172	.401	42	52	.808	393	11.9
1996	32	200	469	.426	113	279	.405	83	105	.790	596	18.5
1997	30	167	389	.429	75	199	.377	75	97	.773	484	16.1
Total	112	531	1,222	.434	262	678	.386	208	265	.784	1,532	13.7

RECORDS & HISTORY

REBOUNDING RECORDS

SINGLE GAME REBOUNDING

Reb.	Player	Opponent	Date
1. 33	Jerry Harper	Louisiana College	Jan. 21, 1956
2. 28	Harry Hammonds	Massachusetts	Dec. 18, 1965
	Jerry Harper	Mississippi State	1956
	Jerry Harper	Georgia Tech	1956
	Jerry Harper	Vanderbilt	1956
6. 27	Jery Harper	Auburn	March 5, 1955
7. 25	Leon Douglas	Kentucky	Jan. 20, 1975
	Jerry Harper	St. John's	Dec. 17, 1955
9. 24	Jerry Harper	Bradley	Dec. 14, 1953
10. 23	Richard Hendrix	Troy	Nov. 9, 2007
	Reggie King	Oklahoma State	Dec. 17, 1976
12. 22	Wendell Hudson	Vanderbilt	Jan. 13, 1973
	Alan House	Mississippi State	March 4, 1971
	Jim Bogan	Mississippi State	Jan. 7, 1957
	Jim Fulmer	Canisius	Dec. 22, 1956
16. 21	Leon Douglas	Arizona State	March 15, 1975
17. 20	Roy Rogers	Vanderbilt	Jan. 3, 1996
	Antonio McDyess	Arkansas	March 11, 1995
	Eddie Phillips	Georgia	Feb. 11, 1980
	Reggie King	Auburn	Jan. 28, 1978
	Reggie King	Indiana	Dec. 27, 1977
	Leon Douglas	Georgia	March 1, 1976
	Leon Douglas	Ole Miss	Jan. 13, 1975
	T.R. Dunn	Auburn	Feb. 2, 1974
	Wendell Hudson	Texas	Dec. 4, 1971
	Harry Hammonds	Tulane	Feb. 5, 1966
	Bob Andrews	Howard	Dec. 7, 1963

SEASON REBOUNDING

Reb.	Player	Games	Avg.	Year
1. 517	Jerry Harper	24	21.5	1955-56
2. 456	Jerry Harper	24	19.0	1954-55
3. 383	Jim Fulmer	26	14.7	1956-57
4. 362	Wendell Hudson	30	12.1	1972-73
5. 361	Erwin Dudley	36	10.0	2000-01
6. 359	Reggie King	27	13.3	1977-78
7. 358	Jerry Harper	21	17.0	1952-53
8. 357	Jerry Harper	24	14.9	1953-54
9. 353	Leon Douglas	27	13.1	1974-75
10. 348	Leon Douglas	28	12.4	1975-76
11. 343	Eddie Phillips	20	11.4	1979-80
12. 340	Wendell Hudson	26	13.1	1971-72
13. 337	Antonio McDyess	33	10.2	1994-95
14. 328	Reggie King	30	10.9	1976-77
15. 327	Reggie King	33	9.9	1978-79
16. 323	Richard Hendrix	32	10.1	2007-08
17. 321	Leon Douglas	30	10.7	1972-73
18. 313	Erwin Dudley	35	8.9	2001-02
19. 310	Buck Johnson	33	9.4	1984-85
20. 303	Alan House	26	11.6	1970-71
21. 301	Harry Hammonds	26	11.6	1965-66
22. 299	Roy Rogers	32	9.3	1995-96
23. 296	Robert Horry	35	8.5	1991-92
24. 295	Michael Ansley	31	9.2	1987-88
25. 285	Bobby Lee Hurt	32	8.9	1982-83
26. 284	Michael Ansley	31	9.2	1989-90
27. 283	Eddie Phillips	29	9.8	1981-82
	Bobby Lee Hurt	33	8.6	1985-86
29. 276	Erwin Dudley	29	9.5	2003-04
	Jermareo Davidson	31	8.9	2006-07
31. 273	Bobby Lee Hurt	28	9.1	1984-85
32. 279	Richard Hendrix	32	8.7	2006-07
33. 270	Jeremy Hays	32	8.4	1999-00
34. 265	Reggie King	28	9.5	1976-77
35. 262	Derrick McKey	33	7.9	1986-87
	Melvin Cheatum	33	7.7	1991-92
37. 261	Tony Mitchell	37	7.1	2010-11
38. 259	Michael Ansley	33	7.8	1987-88
39. 258	Eddie Phillips	30	8.6	1982-83
40. 257	Leon Douglas	26	9.9	1974-75
41. 256	JaMychal Green	34	7.5	2010-11
	Demetrius Alexander	31	7.3	1998-99
43. 254	Rich Deppe	24	10.6	1969-70

44. 252	Jermareo Davidson	32	7.9	2005-06
	Jason Caffey	29	8.7	1993-94
	Alan House	25	10.1	1970-71
47. 251	Glen Garrett	30	8.4	1973-74
48. 249	Jason Caffey	31	8.0	1995-96
49. 248	David Benoit	31	8.0	1989-90
50. 247	Richard Hendrix	31	8.0	2005-06
	Derrick McKey	33	7.5	1986-87

SEASON REBOUNDING AVERAGE

Avg.	Player	Games	Reb.	Year
1. 21.5	Jerry Harper	24	517	1955-56
2. 19.0	Jerry Harper	24	456	1954-55
3. 17.0	Jerry Harper	21	358	1952-53
4. 14.9	Jerry Harper	24	357	1953-54
5. 14.7	Jim Fulmer	26	383	1956-57
6. 13.3	Reggie King	27	359	1977-78
7. 13.1	Leon Douglas	27	353	1974-75
	Wendell Hudson	26	340	1971-72
9. 12.4	Leon Douglas	28	348	1975-76
10. 12.1	Wendell Hudson	30	362	1972-73

CAREER REBOUNDING

Reb.	Player	Games	Avg.	Years
1. 1,688	Jerry Harper	93	18.2	1953-56
2. 1,279	Leon Douglas	111	11.5	1973-76
	Reggie King	119	10.7	1976-79
4. 1,184	Erwin Dudley	129	9.2	2000-02
5. 1,129	Eddie Phillips	122	9.3	1979-82
6. 1,012	Bobby Lee Hurt	126	8.0	1982-85
7. 968	Michael Ansley	128	7.6	1986-89
8. 933	Buck Johnson	122	7.6	1983-86
9. 929	Robert Horry	135	7.1	1989-92
10. 918	Jermareo Davidson	126	7.3	2004-07
11. 912	JaMychal Green	123	7.4	2009-12
12. 849	Richard Hendrix	94	8.9	2006-08
13. 826	Wendell Hudson	69	11.9	1971-73
14. 795	Alan House	77	10.3	1970-72
15. 785	Melvin Cheatum	127	6.2	1988-91
16. 779	Phillip Lockett	123	6.3	1979-82
17. 751	Jason Caffey	119	6.3	1992-95
18. 749	T.R. Dunn	111	6.8	1974-77
19. 730	Alonzo Gee	128	5.7	2006-09
20. 722	George Linn	93	7.8	1953-56
21. 700	Rich Deppe	76	9.2	1967-69

CAREER REBOUNDING AVERAGE

Avg.	Player	Years
1. 18.2	Jerry Harper	1953-56
2. 12.0	Wendell Hudson	1971-73
3. 11.5	Leon Douglas	1973-76
4. 10.8	Reggie King	1976-79
5. 10.3	Alan House	1970-72
6. 9.4	Jim Fulmer	1956-58
7. 9.3	Antonio McDyess	1994-95
	Eddie Phillips	1979-82
9. 9.2	Erwin Dudley	2000-03
	Rich Deppe	1967-69

FIELD GOALS MADE

SINGLE GAME

	FGM	Player	Opponent	Date
1.	22	Mike Nordholz	Southern Miss	Dec. 12, 1966
2.	18	Reggie King	Virginia	March 12, 1979
3.	17	Bob Andrews	Florida State	Dec. 7, 1964
	17	Jack Kubiszyn	Ole Miss	Dec. 28, 1957
	17	Jerry Harper	Louisiana College	Dec. 12, 1956
	17	Jerry Harper	Kentucky	Feb. 26, 1956
7.	16	Antonio McDyess	Pennsylvania	Feb. 16, 1995
	16	Leon Douglas	North Carolina	March 13, 1976
	16	Bob Andrews	Tulane	Feb. 13, 1965
10.	15	Reggie King	Kentucky	March 1, 1979

SINGLE SEASON

	FGM	Player	Year
1.	289	Reggie King	1978-79
2.	262	Wendell Hudson	1972-73
3.	255	Michael Ansley	1988-89
4.	247	Derrick McKey	1986-87
5.	237	James Robinson	1991-92
6.	235	Buck Johnson	1985-86
7.	228	Tony Mitchell	2010-11
	228	Leon Douglas	1975-76
	228	Leon Douglas	1974-75
10.	227	Latrell Sprewell	1991-92

CAREER

	FGM	Player	Years
1.	842	Reggie King	1976-79
2.	780	Leon Douglas	1973-76
3.	770	Eddie Phillips	1979-82
4.	731	Buck Johnson	1983-86
5.	705	Michael Ansley	1986-89
6.	694	Jerry Harper	1953-56
7.	688	Erwin Dudley	2000-03
8.	653	Ken Johnson	1978-81
9.	646	Bobby Lee Hurt	1982-85
10.	638	Trevor Releford	2011-14

FIELD GOALS ATTEMPTED

SINGLE GAME

	FGA	Player	Opponent	Date
1.	39	Jack Kubiszyn	Mississippi College	Jan. 2, 1957
2.	35	Jack Kubiszyn	Ole Miss	Dec. 28, 1957
3.	33	Mike Nordholz	Southern Miss	Dec. 12, 1966
	33	Jerry Harper	Kentucky	Feb. 25, 1956
5.	32	Jack Kubiszyn	Mississippi College	Jan. 2, 1957
6.	30	Reggie King	Virginia	March 12, 1979
7.	29	Jerry Harper	Louisiana College	Jan. 21, 1956
8.	28	Robert Horry	Ole Miss	Jan. 22, 1992
	28	Gary Elliott	Mississippi State	Feb. 1, 1969
	28	Gary Elliott	LSU	Jan. 4, 1969
	28	Gary Blagburn	Tennessee	Feb. 26, 1962

SINGLE SEASON

	FGA	Player	Year
1.	557	Jack Kubiszyn	1957-58
2.	553	James Robinson	1991-92
3.	507	Reggie King	1978-79
4.	495	Rod Grizzard	2000-01
5.	481	James Robinson	1992-93
	481	Jim Fulmer	1956-57
7.	480	George Linn	1954-55
8.	471	Leon Douglas	1975-76
	471	George Linn	1955-56
10.	469	Eric Washington	1995-96

CAREER

	FGA	Player	Years
1.	1,723	Jerry Harper	1953-56
2.	1,551	Leon Douglas	1973-76
3.	1,514	Reggie King	1976-79
4.	1,504	Brian Williams	1996-99
5.	1,446	Eddie Phillips	1979-82
6.	1,427	James Robinson	1991-93
7.	1,420	George Linn	1953-56
8.	1,374	Ken Johnson	1978-81
9.	1,345	Charles Cleveland	1973-75
10.	1,333	Alonzo Gee	2006-09

FIELD GOAL PERCENTAGE

SINGLE SEASON (minimum 200 attempts)

	PCT	Player	FG-FGA	Season
1.	.726	Donta Hall	151-of-208	2017-18
2.	.664	Bobby Lee Hurt	168-of-253	1983-84
3.	.636	Derrick McKey	178-of-280	1985-86
4.	.633	Bobby Lee Hurt	162-of-256	1984-85
5.	.629	Richard Hendrix	186-of-309	2006-07
6.	.618	Bobby Lee Hurt	126-of-204	1981-82
7.	.611	Bobby Lee Hurt	190-of-311	1982-83
8.	.602	Eddie Phillips	201-of-334	1978-79
9.	.597	Michael Ansley	145-of-243	1986-87
10.	.589	Andre Perry	139-of-236	1991-92

CAREER (minimum 800 attempts)

	PCT	Player	FG-FGA	Years
1.	.631	Bobby Lee Hurt	646-of-1,024	1982-85
2.	.583	Buck Johnson	731-of-1,253	1983-86
3.	.580	Derrick McKey	499-of-860	1985-87
4.	.578	Michael Ansley	705-of-1,222	1986-89
5.	.556	Reggie King	842-of-1,514	1976-79
6.	.534	Wendell Hudson	538-of-1,007	1971-73
7.	.533	Eddie Phillips	770-of-1,446	1979-82
8.	.529	Erwin Dudley	688-of-1,301	2000-03
9.	.519	JaMychal Green	614-of-1,184	2009-12
10.	.503	Leon Douglas	780-of-1,551	1973-76

RECORDS & HISTORY

THREE-POINT FIELD GOALS MADE

SINGLE GAME

3FGM	Player	Opponent	Date
1. 10	John Petty	Alabama A&M	Nov. 17, 2017
2. 8	Riley Norris	South Carolina	Jan. 13, 2016
8	Mykal Riley	Florida	March 13, 2008
8	Mykal Riley	South Carolina	Feb. 16, 2008
8	Jean Felix	Marquette	March 16, 2006
8	Earnest Shelton	Ole Miss	March 11, 2005
8	Alvin Lee	Southern California	Dec. 7, 1987
8	Mark Gottfried	Vanderbilt	Feb. 10, 1987
9. 7	Corban Collins	LSU	Jan. 14, 2017
7	Earnest Shelton	Florida	March 12, 2004
7	Damon Bacote	Kentucky	Jan. 21, 1998
7	Brian Williams	Florida	March 6, 1997
7	Eric Washington	Illinois	March 23, 1996
7	Eric Washington	Mercer	Dec. 16, 1995
7	Latrell Sprewell	Texas A&M	Feb. 5, 1992
7	Alvin Lee	Central Florida	Dec. 17, 1988
7	Mark Gottfried	Furman	Dec. 1, 1986

SINGLE SEASON

3FGM	Player	Year
1. 113	Eric Washington	1995-96
2. 103	Mykal Riley	2007-08
3. 91	Earnest Shelton	2004-05
4. 90	John Petty	2017-18
5. 85	Brian Williams	1997-98
6. 83	James Robinson	1991-92
7. 81	Mark Gottfried	1991-92
8. 78	James Robinson	1992-93
9. 75	Eric Washington	1996-97
10. 74	Brian Williams	1996-97

CAREER

3FGM	Player	Years
1. 263	Brian Williams	1996-99
2. 262	Eric Washington	1994-97
3. 245	Earnest Shelton	2002-05
4. 225	James Robinson	1991-93
5. 182	Terrance Meade	2000-02
6. 180	Mykal Riley	2007-08
7. 178	Ronald Steele	2005-09
8. 174	Marvin Orange	1993-96
9. 167	Rod Grizzard	2000-02
10. 166	Trevor Lacey	2011-13

THREE-POINT FIELD GOAL PERCENTAGE

SINGLE GAME (minimum 7 attempts)

Pct.	Player	Opponent	Date
1. .875	7-8 Ronald Steele	Arkansas	Feb. 21, 2006
2. .857	7-8 Robert Horry	Vanderbilt	Feb. 9, 1990
.857	6-7 Mark Gottfried	Mississippi State	Feb. 4, 1987
4. .800	8-10 Mykal Riley	South Carolina	Feb. 16, 2008
5. .769	10-13 John Petty	Alabama A&M	Nov. 17, 2017
6. .750	6-8 Marvin Orange	Auburn	March 11, 1994
.750	6-8 Robert Horry	Colorado State	March 16, 1990
8. .727	8-11 Riley Norris	South Carolina	Jan. 13, 2016
.727	8-11 Jean Felix	Marquette	March 16, 2006
.727	8-11 Alvin Lee	Southern California	Dec. 7, 1987

THREE-POINT FIELD GOALS ATTEMPTED

SINGLE GAME

3FGA	Player	Opponent	Date
1. 24	Brian Williams	Weber State	Dec. 21, 1999
2. 23	Rod Grizzard	South Carolina	March 9, 2000
3. 20	Rod Grizzard	Auburn	Feb. 22, 2000
4. 19	Rod Grizzard	Auburn	Feb. 2, 2000
5. 18	Rod Grizzard	Arkansas	Feb. 9, 2000
6. 17	Rod Grizzard	Florida	Jan. 22, 2000
17	Rod Grizzard	St. Louis	Nov. 14, 1999
8. 16	Earnest Shelton	Florida	March 12, 2004
16	Rod Grizzard	Tennessee	Feb. 26, 2000
16	Brian Williams	Ole Miss	Feb. 7, 1998

SINGLE SEASON

3FGA	Player	Year
1. 279	Eric Washington	1995-96
2. 248	Brian Williams	1997-98
3. 242	John Petty	2017-18
4. 238	Mykal Riley	2007-08
5. 232	James Robinson	1991-92
6. 229	Earnest Shelton	2004-05
7. 222	James Robinson	1992-93
8. 220	Earnest Shelton	2003-04
9. 214	Rod Grizzard	2000-01
10. 208	Mykal Riley	2006-07

CAREER

3FGA	Player	Years
1. 738	Brian Williams	1996-99
2. 681	Earnest Shelton	2001-04
3. 678	Eric Washington	1994-97
4. 607	James Robinson	1991-93
5. 550	Rod Grizzard	2000-02
6. 515	Terrance Meade	2000-02
7. 478	Marvin Orange	1993-96
8. 446	Trevor Releford	2011-14
446	Mykal Riley	2006-08
10. 443	Rodney Cooper	2012-15

SEASON (minimum 1.5 made per game)

Pct.	Player	3FG-FGA	Year
1. .515	Gary Waites	52-of-101	1990-91
2. .485	Mark Gottfried	81-of-167	1986-87
3. .480	Alvin Lee	72-of-150	1987-88
4. .465	Alvin Lee	60-of-129	1988-89
5. .442	Travis Stinnett	42-of-95	2000-01
6. .436	Antoine Pettway	34-of-78	2002-03
7. .433	Mykal Riley	103-of-238	2007-08
8. .432	Kennedy Winston	60-of-139	2004-05
9. .430	Marvin Orange	58-of-135	1993-94
10. .429	Brandon Hollinger	30-of-70	2006-07

CAREER (minimum 100 attempts)

Pct.	Player	3FG-FGA	Years
1. .485	Mark Gottfried	81-of-167	1985-87
2. .473	Alvin Lee	132-of-279	1988-89
3. .421	Ronald Steele	141-of-338	2005-07
4. .404	Mykal Riley	180-of-446	2007-08
5. .401	Gary Waites	91-of-227	1988-91
6. .400	Keith Askins	108-of-270	1987-90
7. .399	Latrell Sprewell	73-of-183	1991-92
8. .394	Arthur Edwards	71-of-180	2015-16
9. .392	Travis Stinnett	58-of-148	1999-2002
10. .391	Antoine Pettway	118-of-302	2001-04
.391	Bryan Passink	61-of-156	1993-95

FREE THROWS MADE

SINGLE GAME

	FT	Player	Opponent	Date
1.	18	Paul Ellis	Ole Miss	Feb. 7, 1972
2.	17	Levi Randolph	Ole Miss	March 3, 2015
	17	Jerry Harper	Georgia	Jan. 28, 1956
	17	Jim Fulmer	Auburn	Jan. 19, 1957
	17	Jim Fulmer	Georgia	Jan. 28, 1957
	17	Bob Andrews	Florida State	Feb. 7, 1964
7.	16	Lloyd Johnson	Florida	Feb. 7, 1959
8.	15	Collin Sexton	Arizona	Dec. 9, 2017
	15	Erwin Dudley	Arkansas	Feb. 5, 2003
	15	Schea Cotton	Arkansas	Jan. 19, 2000
	15	Schea Cotton	Ole Miss	Jan. 29, 2000
	15	Reggie King	Ohio State	March 21, 1979
	15	Jack Kubiszyn	Howard	Jan. 27, 1958

SINGLE SEASON

	FT	Player	Year
1.	196	Collin Sexton	2017-18
2.	189	Jim Fulmer	1956-57
3.	183	Bob Andrews	1964-65
4.	179	Jack Kubiszyn	1957-58
5.	169	Reggie King	1978-79
6.	166	Jerry Harper	1955-56
7.	148	Jack Kubiszyn	1956-57
8.	147	Rod Grizzard	2000-01
9.	146	Levi Randolph	2014-15
	146	JaMychal Green	2010-11

CAREER

	FT	Player	Years
1.	484	Reggie King	1976-79
2.	473	Jerry Harper	1953-56
3.	441	Bob Andrews	1963-65
4.	437	Trevor Releford	2011-14
5.	431	Melvin Cheatum	1988-91
6.	425	JaMychal Green	2009-12
7.	411	Levi Randolph	2012-15
8.	407	Buck Johnson	1983-86
9.	405	Bobby Lee Hurt	1982-85
10.	397	Eddie Phillips	1979-82

FREE THROW PERCENTAGE

SINGLE GAME (minimum 10 attempts)

	Pct.	Player	Opponent	Date
1.	1.000	Dazon Ingram	LSU	Jan. 13, 2018
	1.000	Dazon Ingram	Mississippi State	Jan. 28, 2017
	1.000	Retin Obasohan	LSU	Feb. 17, 2016
	1.000	Levi Randolph	Ole Miss	March 3, 2015
	1.000	JaMychal Green	Oklahoma State	Dec. 18, 2010
	1.000	Melvin Cheatum	Towson	Dec. 28, 1990
	1.000	Robert Horry	Mississippi State	Feb. 13, 1990
	1.000	Alvin Lee	Vanderbilt	Feb. 27, 1988
	1.000	Terry Coner	LSU	March 9, 1987
	1.000	Terry Coner	Mississippi State	Jan. 2, 1986
	1.000	Terry Coner	Florida State	Dec. 16, 1985
	1.000	Terry Coner	New Orleans	Dec. 27, 1984
	1.000	Eddie Phillips	St. John's	March 14, 1982
	1.000	Bobby Lee Hurt	UT-Martin	Dec. 1, 1981
	1.000	Ken Johnson	Florida	Jan. 24, 1981
	1.000	Robert Scott	Kentucky	Jan. 12, 1980
17.	.941	Erwin Dudley	Arkansas	Feb. 5, 2003
	.941	Lloyd Johnson	Florida	Feb. 7, 1959

FREE THROWS ATTEMPTED

SINGLE GAME

	FTA	Player	Opponent	Date
1.	26	Bob Andrews	Florida State	Dec. 7, 1964
2.	22	Jim Fulmer	Auburn	Jan. 19, 1957
	22	Jerry Harper	Georgia	Jan. 28, 1956
4.	21	Richard Hendrix	Florida	Jan. 8, 2008
	21	Schea Cotton	Ole Miss	Jan. 29, 2000
6.	20	Paul Ellis	Ole Miss	Feb. 7, 1972
7.	19	Schea Cotton	Arkansas	Jan. 19, 2000
	19	Jack Kubiszyn	BYU	Dec. 30, 1957
9.	18	Schea Cotton	Louisville	Dec. 11, 1999
	18	Jason Caffey	Mississippi State	March 2, 1994

SINGLE SEASON

	FTA	Player	Year
1.	263	Jim Fulmer	1956-57
2.	252	Collin Sexton	2017-18
3.	243	Jerry Harper	1955-56
4.	236	Reggie King	1978-79
5.	234	Bob Andrews	1964-65
6.	233	Jack Kubiszyn	1957-58
7.	213	Jerry Harper	1954-55
8.	207	Reggie King	1977-78
9.	206	Jack Kubiszyn	1956-57
10.	204	Leon Douglas	1975-76

CAREER

	FTA	Player	Years
1.	784	Jerry Harper	1953-56
2.	735	Reggie King	1976-79
3.	617	Bobby Lee Hurt	1982-85
4.	609	Eddie Phillips	1979-82
5.	608	Melvin Cheatum	1988-91
6.	598	JaMychal Green	2009-12
7.	592	Leon Douglas	1973-76
8.	581	Bob Andrews	1963-65
9.	579	Erwin Dudley	2000-03
10.	551	Buck Johnson	1983-86

SEASON (minimum 80 attempts)

	Pct.	Player	FT-FTA	Year
1.	.892	Ronald Steele	124-of-139	2005-06
2.	.890	Justin Coleman	73-of-82	2015-16
3.	.887	Jim Farmer	118-of-133	1986-87
4.	.884	Mikhail Torrance	76-of-86	2008-09
5.	.865	Mikhail Torrance	135-of-156	2009-10
6.	.863	Charles Perry	87-of-101	1963-64
7.	.862	Derrick McKey	100-of-116	1986-87
8.	.857	Mo Williams	84-of-98	2001-02
9.	.848	Trevor Releford	128-of-151	2013-14
10.	.847	J.W. Berry	77-of-91	1962-63

CAREER (minimum 200 attempts)

	Pct.	Player	FT-FTA	Years
1.	.867	Ronald Steele	255-of-294	2005-09
2.	.862	Mikhail Torrance	244-of-283	2006-09
3.	.847	Mo Williams	182-of-215	2002-03
4.	.836	Justin Coleman	112-of-134	2014-16
	.835	J.W. Berry	167-of-200	1962-64
6.	.814	Trevor Releford	437-of-537	2011-14
7.	.808	Gary Elliott	214-of-265	1967-69
8.	.801	Brian Williams	246-of-307	1995-98
9.	.797	Derrick McKey	212-of-266	1985-87
10.	.796	Jimmy Hollon	234-of-296	1970-72

RECORDS & HISTORY

ASSISTS

SINGLE GAME

	Assists	Player	Opponent	Date
1.	18	Ronald Steele	ETSU	Dec. 1, 2004
2.	17	Eric Richardson	Kentucky	Feb. 4, 1984
3.	14	Eric Richardson	Louisiana Tech	Dec. 18, 1982
4.	13	Terry Coner	Georgia	Jan. 5, 1985
	13	James Sanders	Arizona	March 18, 1990
6.	12	Ennis Whatley	Georgia	March 3, 1982
7.	11	Mikhail Torrance	LSU	Jan. 27, 2010
	11	Terry Coner	Mississippi State	March 7, 1986
	11	Terry Coner	Ole Miss	March 2, 1986
	11	Terry Coner	Vanderbilt	Feb. 22, 1986
	11	Robert Scott	Kentucky	March 1, 1979

SINGLE SEASON

	Assists	Player	Year
1.	241	Terry Coner	1985-86
2.	220	Ennis Whatley	1982-83
3.	191	Gary Waites	1988-89
	191	Robert Scott	1978-79
5.	186	Eric Richardson	1983-84
6.	184	Terry Coner	1984-85
7.	178	Ennis Whatley	1981-82
8.	177	Ray Odums	1972-73
9.	176	Gary Waites	1990-91
10.	173	Terry Coner	1986-87

CAREER

	Assists	Player	Years
1.	664	Terry Coner	1984-87
2.	619	Gary Waites	1988-91
3.	463	Anthony Murray	1975-78
4.	453	Ronald Steele	2005-09
5.	444	Robert Scott	1977-80
6.	443	Eric Richardson	1981-84
7.	399	Ray Odums	1972-74
8.	398	Ennis Whatley	1982-83
9.	395	Trevor Releford	2011-14
10.	346	Brian Williams	1996-99

ASSISTS PER GAME

SEASON

	APG	Player	Year
1.	7.53	Terry Coner	1985-86
2.	6.89	Eric Richardson	1983-84
3.	6.88	Ennis Whatley	1982-83
4.	6.41	Terry Coner	1986-87
5.	6.16	Gary Waites	1988-89
6.	5.90	Ray Odums	1972-73
7.	5.79	Robert Scott	1978-79
8.	5.74	Ennis Whatley	1981-82
9.	5.58	Terry Coner	1984-85
10.	5.06	Mikhail Torrance	2006-09

CAREER

	APG	Player	Years
1.	6.32	Ennis Whatley	1982-83
2.	5.44	Terry Coner	1984-87
3.	4.87	Gary Waites	1988-91
4.	4.86	Ray Odums	1972-74
5.	4.46	Ronald Steele	2005-09

STEALS

SINGLE GAME

	Steals	Player	Opponent	Date
1.	10	Anthony Murray	Michigan	Dec. 2, 1978
2.	8	Jeremy Hays	Oregon State	Dec. 12, 1998
3.	7	Terry Coner	Auburn	March 7, 1987
	7	Jim Farmer	Appalachain State	Dec. 20, 1986
	7	Anthony Murray	Vanderbilt	Jan. 21, 1978
6.	6	Trevor Releford	Vanderbilt	Jan. 19, 2012
	6	Tony Mitchell	ULM	Dec. 5, 2009
	6	Senario Hillman	Quincy	Dec. 30, 2008
	6	Latrell Sprewell	LSU	Jan. 14, 1992
	6	Mark Gottfried	Mississippi State	Feb. 1, 1986
	6	Michael Davis	Georgia	Feb. 17, 1982

SINGLE SEASON

	Steals	Player	Year
1.	79	Anthony Murray	1977-78
2.	71	Terry Coner	1984-85
3.	70	Trevor Releford	2012-13
4.	69	Trevor Releford	2013-14
5.	67	Antoine Pettway	2003-04
6.	64	Trevor Releford	2011-12
7.	63	Latrell Sprewell	1991-92
8.	61	Ennis Whatley	1982-83
9.	60	Trevor Releford	2010-11
10.	59	Tony Mitchell	2010-11

CAREER

	Steals	Player	Years
1.	263	Trevor Releford	2011-14
2.	176	Senario Hillman	2007-10
3.	174	Terry Coner	1984-87
4.	168	Robert Horry	1989-92
5.	165	Mike Davis	1980-83
6.	158	Antoine Pettway	2001-04
7.	155	Eric Richardson	1981-84
8.	154	Retin Obasohan	2012-16
9.	150	Levi Randolph	2012-15
10.	149	Alonzo Gee	2006-09

STEALS PER GAME

SEASON

	SPG	Player	Year
1.	2.9	Anthony Murray	1977-78
2.	2.2	Trevor Releford	2013-14
	2.2	Terry Coner	1984-85
4.	2.1	Trevor Releford	2012-13
5.	2.0	Trevor Releford	2011-12
	2.0	Antoine Pettway	2003-04
	2.0	Eric Richardson	1983-84
8.	1.9	Ennis Whatley	1982-83
9.	1.8	Latrell Sprewell	1991-92
10.	1.7	Mo Williams	2001-02
	1.7	Eric Washington	1995-96
	1.7	Terry Coner	1985-86
	1.7	Mike Davis	1980-81

CAREER

	SPG	Player	Year
1.	2.0	Trevor Releford	2011-14
2.	1.5	Mykal Riley	2006-08
	1.5	Mo Williams	2001-03
	1.5	Terry Coner	1984-87
5.	1.4	Tony Mitchell	2009-11
	1.4	Latrell Sprewell	1990-92
7.	1.3	Senario Hillman	2007-10
	1.3	Alonzo Gee	2005-08
	1.3	Antoine Pettway	2001-04
	1.3	Eric Washington	1994-97
	1.3	James Robinson	1990-93
	1.3	Robert Horry	1989-92

BLOCKS

SINGLE GAME

	Blocks	Player	Opponent	Date
1.	14	Roy Rogers	Georgia	Feb. 10, 1996
2.	10	Roy Rogers	LSU	Feb. 17, 1996
3.	9	Jermareo Davidson	Southern Miss	Dec. 16, 2006
	9	Roy Rogers	Kentucky	Feb. 20, 1996
5.	8	Donta Hall	Oklahoma	Jan. 27, 2018
	8	Jermareo Davidson	Texas Southern	Nov. 25, 2006
	8	Roy Rogers	Missouri	March 18, 1996
	8	Roy Rogers	Illinois	March 13, 1996
	8	Roy Rogers	New Mexico State	Nov. 18, 1995
	8	Cedric Moore	Texas A&M	Jan. 9, 1993
	8	Phillip Lockett	Austin Peay	Nov. 29, 1979

SINGLE SEASON

	Blocks	Player	Year
1.	156	Roy Rogers	1995-96
2.	121	Robert Horry	1991-92
3.	80	Leon Douglas	1974-75
4.	78	Leon Douglas	1973-74
5.	77	Robert Horry	1990-91
	77	Leon Douglas	1975-76
7.	76	Derrick McKey	1985-86
8.	75	Derrick McKey	1986-87
9.	70	JaMychal Green	2010-11
	70	Jermareo Davidson	2006-07

CAREER

	Blocks	Player	Years
1.	286	Robert Horry	1989-92
2.	266	Roy Rogers	1993-96
3.	235	Leon Douglas	1973-76
4.	221	Jermareo Davidson	2004-07
5.	212	JaMychal Green	2009-12
6.	205	Jimmie Taylor	2013-17
7.	188	Derrick McKey	1985-87
8.	187	Bobby Lee Hurt	1982-85
9.	172	Donta Hall	2016-pres.
10.	152	Richard Hendrix	2006-08

BLOCKS PER GAME

SEASON

	BPG	Player	Year
1.	4.9	Roy Rogers	1995-96
2.	3.5	Robert Horry	1991-92
3.	3.0	Leon Douglas	1974-75
4.	2.3	Jermareo Davidson	2006-07
	2.3	Robert Horry	1990-91
	2.3	Derrick McKey	1986-87
	2.3	Derrick McKey	1985-86
8.	2.1	Roy Rogers	1994-95
9.	2.0	Donta Hall	2017-18
	2.0	JaMychal Green	2010-11
	2.0	Richard Hendrix	2007-08
	2.0	Antonio McDyess	1994-95

CAREER

	BPG	Player	Years
1.	2.61	Roy Rogers	1993-96
2.	2.18	Robert Horry	1989-92
3.	2.11	Leon Douglas	1973-76
4.	1.89	Derrick McKey	1985-87
5.	1.77	Antonio McDyess	1994-95
6.	1.75	Jermareo Davidson	2004-07
7.	1.73	JaMychal Green	2009-12
8.	1.70	Donta Hall	2016-pres.
9.	1.60	Richard Hendrix	2006-08
10.	1.54	Jimmie Taylor	2013-17

GAMES PLAYED

SINGLE SEASON

	G	Player	Years
1.	37	Charvez Davis	2010-11
	37	Ben Eblen	2010-11
	37	Senario Hillman	2010-11
	37	Chris Hines	2010-11
	37	Trevor Releford	2010-11
	37	Tony Mitchell	2010-11
7.	36	Avery Johnson Jr.	2017-18
	36	John Petty	2017-18
	36	Trevor Lacey	2012-13
	36	Levi Randolph	2012-13
	36	Erwin Dudley	2000-01
	36	Rod Grizzard	2000-01
	36	Tarik London	2000-01
	36	Terrance "Doc" Martin	2000-01
	36	Terrance Meade	2000-01
	36	Kenny Walker	2000-01
	36	Gerald Wallace	2000-01

CAREER

	G	Player	Years
1.	135	Levi Randolph	2012-15
2.	134	Trevor Releford	2011-14
3.	133	Jimmie Taylor	2013-17
	133	Robert Horry	1989-92
5.	132	Senario Hillman	2007-10
6.	131	Rodney Cooper	2012-15
7.	129	Erwin Dudley	2000-03
8.	128	Alonzo Gee	2006-09
	128	Keith Askins	1987-90
	128	Michael Ansley	1986-89

CONSECUTIVE GAMES

	G	Player	Years
1.	135	Levi Randolph	2012-15
2.	133	Jimmie Taylor	2013-17
3.	128	Alonzo Gee	2006-09
4.	128	Michael Ansley	1986-89
5.	126	Mark Gottfried	1985-87
	126	Bobby Lee Hurt	1982-85

GAMES STARTED

SEASON

	GS	Player	Year
1.	36	Trevor Lacey	2012-13
	36	Chris Hines	2010-11
	36	Trevor Releford	2010-11
	36	Erwin Dudley	2000-01
	36	Rod Grizzard	2000-01
	36	Terrance Meade	2000-01
7.	35	Levi Randolph	2012-13
	35	Erwin Dudley	2001-02
	35	Terrance Meade	2001-02
	35	Mo Williams	2001-02
	35	Robert Horry	1991-92
	35	Melvin Cheatum	1989-90
	35	Gary Waites	1989-90

CAREER

	GS	Player	Years
1.	129	Erwin Dudley	2000-03
2.	126	Trevor Releford	2011-14
3.	121	Jermareo Davidson	2004-07
	121	Eddie Phillips	1979-82
5.	120	Levi Randolph	2012-15
6.	119	Ken Johnson	1978-81
7.	117	Reggie King	1976-79
8.	116	Gary Waites	1988-91
9.	114	JaMychal Green	2009-12
	114	Melvin Cheatum	1988-91

*BOLD denotes current players

RECORDS & HISTORY

TEAM RECORDS

POINTS SCORED

Game			
1.	123	vs. South Florida (91)	Dec. 9, 1971
2.	114	vs. East Tennessee State (77)	Dec. 1, 2004
	114	vs. Morehead State (68)	Nov. 29, 1976
	114	vs. Samford (57)	Dec. 1, 1964
5.	113	vs. LSU (75)	Jan. 17, 1976

In a home game

1.	123	vs. South Florida (91)	Dec. 9, 1971
2.	114	vs. Morehead State (68)	Nov. 29, 1976
	114	vs. Samford (57)	Dec. 1, 1964
4.	113	vs. LSU (75)	Jan. 17, 1976
5.	112	vs. Georgia (76)	Feb. 13, 1954

In a road game

1.	102	at Charlotte (101) (3OT)	Dec. 4, 2004
	102	at Samford (89)	Jan. 21, 1967
3.	101	at LSU (80)	Jan. 10, 1972
	101	at Ole Miss (91)	Dec. 1, 1971
5.	100	at Tennessee (64)	Jan. 30, 1999

At a neutral site

1.	110	vs. Pennsylvania (68)	Dec. 29, 1986
	110	vs. American (87)	Nov. 25, 1978
3.	108	vs. Virginia Tech (78)	Dec. 18, 1976
	108	vs. Southern Miss (80)	Dec. 10, 1971
5.	107	vs. Cornell (84)	Dec. 1, 1972

In a season

1.	2,761	36 games	2000-01
2.	2,737	35 games	1991-92
3.	2,658	35 games	2001-02
4.	2,641	33 games	1986-87
5.	2,611	33 games	1978-79

POINTS ALLOWED

Game			
1.	122	at Southern California	Dec. 21, 1970
2.	121	at Auburn	Feb. 14, 1970
3.	117	at Vanderbilt	Feb. 20, 1967
4.	111	at Kentucky	Feb. 26, 1973
	111	at Vanderbilt	Feb. 21, 1972
	111	vs. Vanderbilt	Feb. 3, 1964

In a home game

1.	111	vs. Vanderbilt	Feb. 3, 1964
2.	104	vs. LSU	Feb. 7, 1970
3.	99	vs. Florida	March 3, 1983
	99	vs. LSU	Feb. 12, 1972
5.	97	vs. South Florida	Dec. 9, 1971
	97	vs. Florida	Feb. 8, 1964

In a road game

1.	122	at Southern California	Dec. 21, 1970
2.	121	at Auburn	Feb. 14, 1970
3.	117	at Vanderbilt	Feb. 20, 1967
4.	111	at Kentucky	Feb. 26, 1973
	111	at Vanderbilt	Feb. 21, 1972

At a neutral site

1.	103	vs. Providence	March 19, 1987
2.	102	vs. Villanova	March 20, 1977
3.	101	vs. Kentucky	March 1, 1979
4.	93	vs. Auburn	March 5, 1991
	93	vs. Arkansas	March 21, 1991
	93	vs. North Carolina	Nov. 30, 1989

In a season

1.	2,737	35 games	1991-92
2.	2,543	36 games	2017-18
3.	2,493	33 games	1978-79
4.	2,482	36 games	2000-01
5.	2,414	33 games	1990-91

POINTS PER GAME

Season			
1.	87.9	24 games	1955-56
2.	87.6	26 games	1971-72
3.	84.3	27 games	1974-75
4.	82.5	31 games	1976-77
5.	82.1	30 games	1972-73

COMBINED POINTS

Game			
1.	220	Alabama (123) vs. South Florida (97)	Dec. 9, 1971
2.	210	LSU (106) vs. Alabama (104)	Feb. 7, 1970
3.	203	Alabama (102) vs. Charlotte (101)	Dec. 4, 2004
	203	Alabama (109) vs. Arkansas (94)	Jan. 30, 2002
5.	201	Kentucky (101) vs. Alabama (100)	March 1, 1979

FIELD GOALS MADE

Game			
1.	49	vs. South Florida (95 attempts)	Dec. 9, 1971

Season

1.	1,053	2,076 attempts (33 games)	1978-79
2.	1,042	2,187 attempts (30 games)	1972-73
3.	998	2,114 attempts (35 games)	1991-92
	998	1,851 attempts (33 games)	1985-86
	998	2,111 attempts (31 games)	1976-77

FIELD GOAL ATTEMPTS

Game			
1.	107	vs. Georgia (42 made)	Feb. 13, 1954

Season

1.	2,199	953 made (36 games)	2000-01
2.	2,187	1,042 made (30 games)	1972-73
3.	2,114	998 made (35 games)	1991-92
4.	2,111	998 made (31 games)	1976-77
5.	2,076	1,053 made (33 games)	1978-79

FIELD GOAL PERCENTAGE

Game			
1.	.727	vs. New Orleans (40-for-55)	March 14, 1987

Season

1.	.539	998-of-1,851	1985-86
2.	.514	976-of-1,900	1986-87
3.	.511	968-of-1,893	1982-83
4.	.508	951-of-1,871	1981-82
5.	.507	1,053-of-2,076	1978-79

THREE-POINT FIELD GOALS MADE

Game			
1.	19	vs. East Tennessee State (41 att.)	Dec. 1, 2004

Season

1.	259	763 attempts (33 games)	2015-16
2.	255	700 attempts (32 games)	1995-96
3.	249	632 attempts (32 games)	2004-05
4.	247	671 attempts (31 games)	1996-97
5.	234	655 attempts (35 games)	1991-92

THREE-POINT FIELD GOALS ATTEMPTED

Game			
1.	41	vs. East Tennessee State	Dec. 1, 2004

Season

1.	763	259 made (33 games)	2015-16
2.	711	232 made (36 games)	2000-01
3.	710	225 made (34 games)	2016-17
4.	703	217 made (35 games)	2001-02
	703	229 made (36 games)	2017-18

TEAM RECORDS

THREE-POINT PERCENTAGE

Game

1. .818	vs. North Carolina A&T (9-for-11)	March 12, 1987
---------	-----------------------------------	----------------

Season

1. .443	168-of-379	1986-87
2. .418	133-of-318	1988-89
3. .404	103-of-255	1987-88
4. .399	166-of-416	1990-91
5. .394	249-of-632	2004-05

FREE THROWS MADE

Game

1. 45	vs. Eastern Kentucky (56 attempts)	Dec. 8, 1956
-------	------------------------------------	--------------

Season

1. 652	964 attempts (26 games)	1956-57
2. 623	893 attempts (36 games)	2000-01
3. 621	844 attempts (35 games)	2001-02
4. 561	800 attempts (31 games)	1976-77
5. 555	828 attempts (36 games)	2017-18

FREE THROWS ATTEMPTED

Game

1. 59	Eastern Kentucky (45 made)	Dec. 8, 1956
-------	----------------------------	--------------

Season

1. 964	652 made (26 games)	1956-57
2. 893	623 made (36 games)	2000-01
3. 844	621 made (35 games)	2001-02
4. 828	555 made (36 games)	2017-18
5. 800	561 made (31 games)	1976-77

FREE THROW PERCENTAGE

Game

1. 1.00	vs. Appalachian State (21-for-21)	Dec. 20, 1986
---------	-----------------------------------	---------------

Season

1. .787	521-for-662	1986-87
2. .760	497-of-654	1985-86
3. .737	466-of-632	1983-84
4. .736	539-of-732	2004-05
.736	621-of-844	2001-02

REBOUNDS

Game

1. 82	vs. South Florida	Dec. 9, 1971
-------	-------------------	--------------

Season

1. 1,526	30 games	1972-73
2. 1,519	36 games	2000-01
3. 1,369	35 games	2001-02
4. 1,339	37 games	2010-11
5. 1,326	34 games	2016-17

REBOUNDS PER GAME

Season

1. 54.0	24 games	1954-55
2. 50.9	30 games	1972-73
3. 50.7	26 games	1971-72
4. 49.8	26 games	1973-74
5. 47.4	27 games	1974-75

ASSISTS

Game

1. 30	vs. East Tennessee State	Dec. 1, 2004
-------	--------------------------	--------------

Season

1. 556	35 games	1989-90
2. 519	30 games	1972-73
3. 515	33 games	2007-08
4. 504	33 games	1985-86
5. 501	33 games	1994-95

ASSISTS PER GAME

Season

1. 17.3	30 games	1972-73
2. 17.0	26 games	1971-72
3. 15.9	35 games	1989-90
4. 15.8	26 games	1970-71
5. 15.6	33 games	2007-08

STEALS

Game

1. 22	vs. Jacksonville State	Dec. 14, 2001
-------	------------------------	---------------

Season

1. 351	37 games	2010-11
2. 294	36 games	2012-13
3. 258	35 games	2001-02
4. 257	35 games	2000-01
5. 252	33 games	1986-87

STEALS PER GAME

Season

1. 9.4	37 games	2010-11
2. 8.4	29 games	1980-81
3. 8.2	36 games	2012-13
8.2	27 games	1977-78
5. 7.9	30 games	1993-94

BLOCKS

Game

1. 15	vs. Georgia	Feb. 10, 1996
-------	-------------	---------------

Season

1. 223	35 games	1991-92
2. 201	33 games	1994-95
3. 196	32 games	1995-96
4. 192	36 games	2017-18
5. 190	37 games	2010-11

BLOCKS PER GAME

Season

1. 6.4	35 games	1991-92
2. 6.1	32 games	1995-96
6.1	33 games	1994-95
4. 5.5	31 games	1997-96
5. 5.3	32 games	2006-07
5.3	33 games	2015-16
5.3	36 games	2017-18

FOULS

Game

1. 36	at South Carolina	Feb. 7, 2017
-------	-------------------	--------------

Season

1. 690	36 games	2000-01
2. 677	36 games	2017-18
2. 675	37 games	2010-11
3. 665	34 games	2016-17
5. 658	32 games	1982-83

COMBINED FOULS

Game

1. 62	Alabama (36) at South Carolina (26)	Feb. 7, 2017
62	Alabama (32) vs. LSU (30)	March 6, 1978
62	Alabama (31) vs. Florida (31)	Feb. 8, 1964

RECORDS & HISTORY

TEAM RECORDS

MARGIN OF VICTORY

Alabama		
1.	61	Alabama 105, Howard 44
	61	Alabama 89, Livingston 28
	61	Alabama 95, Barin Field 34
4.	57	Alabama 101, Mercer 44
	57	Alabama 110, Arkansas-Pine Bluff 53
	57	Alabama 114, Howard 57

Opponent

1.	54	Auburn 94, Alabama 40
----	----	-----------------------

GAMES PLAYED

Season		
1.	37	25-12
2.	36	25-11
	36	23-13
	36	20-16
5.	35	27-8
	35	26-9
	35	26-9

WINS

Season		
1.	27	27-8
2.	26	26-9
	26	26-9
	26	26-5
5.	25	25-12
	25	25-11
	25	25-6

FEWEST LOSSES

Season		
1.	0	20-0
2.	3	21-3
3.	4	26-4
	4	22-4
	4	16-4

MOST LOSSES

Season		
1.	20	4-20

SEC WINS

Season		
1.	16	16-2
2.	15	15-3
	15	15-3
	15	15-3
5.	14	14-4
	14	14-0
	14	14-4

MOST SEC LOSSES

Season		
1.	17	1-17

NON-CONFERENCE WINS

Season		
1.	17	17-3
2.	16	13-4
3.	16	16-3
4.	15	15-4
5.	13	13-4

HOME WINS

Season		
1.	19	19-0
2.	17	17-1
3.	17	17-0
4.	16	16-4
5.	15	15-1

CONSECUTIVE HOME WINNING SEASONS

Season		
1.	30	seasons

MOST HOME LOSSES

Season		
1.	9	3-9

CONSECUTIVE WINS

Season		
1.	20	20-0

Multiple Seasons

1.	20	Final 16 games in 1956 and first four games of 1957
----	----	---

CONSECUTIVE LOSSES

Season		
1.	15	

CONSECUTIVE HOME WINS

Season		
1.	19	

Multiple Seasons

1.	54	
----	----	--

CONSECUTIVE 20-WIN SEASONS

1.	5	
----	---	--

CONSECUTIVE WINNING SEASONS

1.	16	
----	----	--

LARGEST SINGLE-SEASON IMPROVEMENT

1.	+12	From 13-16 to 25-11	1999-00 to 2000-01
2.	+12	From 4-13 to 16-5	1937-38 to 1938-39
3.	+9	From 14-17 to 23-8	1987-88 to 1988-89
4.	+8	From 17-15 to 25-12	2009-10 to 2010-11
	+8	From 10-16 to 18-8	1970-71 to 1971-72

CONSECUTIVE NCAA APPEARANCES

1.	6	
----	---	--



RECORDS & HISTORY

100-POINT GAMES

ALABAMA'S 100-POINT GAMES

	UA	Opp	W/L	Opponent	Site	Date
1.	123	97	W	South Florida	Home	Dec. 9, 1971
2.	114	77	W	East Tennessee State	Home	Dec. 1, 2004
	114	68	W	Morehead State	Home	Nov. 29, 1976
	114	57	W	Howard (Samford)	Home	Dec. 1, 1964
5.	113	75	W	LSU	Home	Jan. 17, 1976
6.	112	76	W	Georgia	Home	Feb. 13, 1954
7.	111	66	W	Delta State	Home	Dec. 2, 1964
	111	55	W	Louisiana College	Home	Jan. 12, 1957
9.	110	53	W	Arkansas-Pine Bluff	Home	Nov. 25, 2000
	110	68	W	Pennsylvania	Neutral	Dec. 29, 1986
	110	87	W	American	Neutral	Nov. 25, 1978
	110	69	W	Birmingham-Southern	Home	Dec. 5, 1957
13.	109	94	W	Arkansas	Home	Jan. 30, 2002
	109	86	W	LSU	Home	Jan. 13, 1982
	109	89	W	Howard (Samford)	Home	Dec. 11, 1956
16.	108	78	W	Virginia Tech	Neutral	Dec. 18, 1977
	108	80	W	Southern Miss	Neutral	Dec. 10, 1972
	108	78	W	Tulane	Home	Feb. 13, 1965
	108	74	W	Florida	Home	Feb. 13, 1956
20.	107	67	W	Mississippi Valley State	Home	Nov. 13, 2001
	107	61	W	Grambling	Home	Dec. 4, 2000
	107	67	W	The Citadel	Home	Dec. 18, 1991
	107	84	W	Cornell	Neutral	Dec. 1, 1972
	107	72	W	Ole Miss	Home	Jan. 9, 1965
25.	106	99	W ^{20T}	Florida	Home	March 3, 1983
	106	104	W	LSU	Home	Feb. 7, 1970
27.	105	93	W	Louisiana	Home	Nov. 20, 2015
	105	68	W	Alabama State	Home	Nov. 20, 2006
	105	72	W	Jacksonville State	Home	Nov. 24, 1998
	105	67	W	Old Dominion	Home	Dec. 14, 1991
	105	85	W	Tennessee Tech	Home	Nov. 27, 1991
	105	88	W	Houston	Neutral	Dec. 29, 1974
	105	44	W	Howard (Samford)	Home	Jan. 27, 1958
	105	71	W	Louisiana College	Home	Jan. 21, 1956
35.	104	67	W	Alabama A&M	Home	Nov. 17, 2017
	104	68	W	Tennessee-Martin	Home	Jan. 17, 1994
	104	77	W	Vanderbilt	Home	Jan. 4, 1975
	104	63	W	Trinity	Home	Jan. 15, 1973
39.	103	58	W	Middle Tennessee	Home	Nov. 29, 1982
	103	99	W ^{40T}	LSU	Home	Feb. 12, 1972
	103	87	W	Southern Miss	Home	Dec. 12, 1966
	103	88	W	Eastern Kentucky	Neutral	Dec. 8, 1957
43.	102	65	W	Stillman	Home	Nov. 18, 2014
	102	101	W ^{30T}	Charlotte	Away	Dec. 4, 2004
	102	87	W	Southern	Home	Dec. 19, 1988
	102	77	W	Georgia Tech	Home	Jan. 24, 1974
	102	85	W	UT Arlington	Neutral	Dec. 19, 1970
	102	89	W	Samford	Away	Jan. 21, 1967
	102	73	W	Southern Miss	Home	Dec. 5, 1964
	102	56	W	Jacksonville State	Home	Dec. 3, 1956
51.	101	66	W	Jackson State	Home	Dec. 27, 2005
	101	44	W	Mercer	Home	Dec. 27, 2003
	101	93	W	North Carolina	Neutral	Nov. 30, 1989
	101	76	W	New Orleans	Neutral	March 14, 1987
	101	88	W	Ole Miss	Home	Jan. 10, 1977
	101	73	W	Georgia	Home	March 9, 1972
	101	80	W	LSU	Away	Jan. 10, 1972
	101	91	W	Ole Miss	Away	Feb. 1, 1971
	101	87	W	LSU	Home	Jan. 4, 1971
	101	77	W	Kentucky	Neutral	Feb. 25, 1956
	101	74	W	Georgia	Home	Jan. 29, 1954
62.	100	71	W	Louisville	Home	Nov. 30, 2001
	100	48	W	Western Carolina	Home	Dec. 14, 1996
	100	73	W	Mercer	Home	Dec. 16, 1995
	100	89	W	Florida State	Neutral	Dec. 16, 1985
	100	76	W	East Tennessee State	Home	Dec. 3, 1984
	100	101	L	Kentucky	Neutral	March 1, 1979
	100	64	W	Seton Hall	Neutral	Dec. 30, 1975
	100	75	W	Florida	Home	March 1, 1975

Alabama has scored 100 or more points 69 times in its history. The Crimson Tide is 68-1 all-time when scoring 100 or more points.

OPPONENT 100-POINT GAMES

	Opp	UA	W/L	Opponent	Site	Date
1.	122	75	L	Southern California	Away	Dec. 21, 1970
2.	121	78	L	Auburn	Away	Feb. 14, 1970
3.	117	80	L	Vanderbilt	Away	Feb. 20, 1967
4.	111	95	L	Kentucky	Away	Feb. 26, 1973
	111	91	L	Vanderbilt	Away	Feb. 21, 1972
	111	73	L	Vanderbilt	Home	Feb. 3, 1964
7.	110	78	L	Kentucky	Away	March 6, 1967
8.	108	79	L	Kentucky	Away	Feb. 24, 1969
	108	75	L	Memphis	Away	Dec. 16, 1963
10.	107	83	L	Kentucky	Away	Feb. 12, 1992
	107	78	L	LSU	Away	Feb. 6, 1971
12.	104	106	W	LSU	Home	Feb. 7, 1970
13.	105	71	L	Ole Miss	Away	March 3, 2001
14.	104	95	L	Clemson	Away	Dec. 17, 1969
15.	103	82	L	Providence	Neutral	March 19, 1987
	103	85	L	LSU	Away	March 6, 1978
	103	67	L	Tennessee	Away	Jan. 24, 1970
18.	101	102	W ^{30T}	Charlotte	Away	Dec. 4, 2004
	102	61	L	Auburn	Away	Feb. 13, 1999
	102	81	L	Arkansas	Away	Feb. 16, 1994
	102	89	L	Villanova	Neutral	March 20, 1977
	102	93	L	Tennessee	Away	Jan. 22, 1977
23.	101	100	L	Kentucky	Neutral	March 1, 1979
	101	74	L	Kentucky	Away	Feb. 22, 1971
	101	79	L	Vanderbilt	Away	Feb. 16, 1970
26.	100	64	L	Tennessee	Away	Jan. 30, 1999

Alabama has surrendered 100 or more points 26 times in its history. The Tide has won only twice when giving up 100 points to an opponent.

MOST 100-POINT GAMES IN A SEASON
1956-57 • 5 Times

111-55	vs. Louisiana College
110-69	vs. Birmingham Southern
109-89	vs. Howard
103-88	vs. Eastern Kentucky
102-56	vs. Jacksonville State

1971-72 • 5 Times

123-97	vs. South Florida
108-80	vs. Southern Miss
103-99	vs. LSU (40T)
101-80	vs. LSU
101-73	vs. Georgia

1964-65 • 4 Times

114-57	vs. Howard
108-78	vs. Tulane
107-72	vs. Ole Miss
102-73	vs. Southern Miss

1970-71 • 3 Times

102-85	vs. Texas-Arlington
101-87	vs. LSU
101-91	vs. Mississippi State

1974-75 • 3 Times

105-88	vs. Houston
104-77	vs. Vanderbilt
100-75	vs. Florida

1976-77 • 3 Times

114-68	vs. Morehead State
108-78	vs. Virginia Tech
101-88	vs. Ole Miss

1991-92 • 3 Times

107-67	vs. The Citadel
105-67	vs. Old Dominion
105-85	vs. Tennessee Tech

2000-01 • 3 Times

110-53	vs. Arkansas-Pine Bluff
107-61	vs. Grambling
100-71	vs. Louisville

RECORDS & HISTORY

OVERTIME GAMES

Year	W/L	UA	Opp.	Opponent	Site	Year	W/L	UA	Opp.	Opponent	Site
1919	T	24	24	Birmingham-Southern	A	1984	W	51	49	LSU	H
1924	W	26	25	Vanderbilt	A	1984	W	72	70	LSU	N
1927	L	22	26	Birmingham-Southern	H	1985	W ^{2OT}	74	72	Auburn	H
1928	W	38	37	Washington & Lee	A	1985	L	49	53	Auburn	N
1937	L ^{2OT}	31	36	Tennessee	A	1986	W	71	62	Mississippi State	A
1939	W	42	37	Tennessee	A	1987	L	80	90	Florida	A
1942	W	45	31	LSU	N	1987	W	83	74	Georgia	H
1945	W	61	59	Georgia	A	1987	W	86	85	Florida	H
1948	L	44	47	Georgia	A	1988	L	59	64	Ole Miss	N
1950	L	51	52	Georgia	N	1989	W	84	83	Arizona State	N
1952	L	48	51	Tulane	A	1989	W	87	85	Tennessee	H
1957	L	88	92	Auburn	N	1989	L	57	61	Mississippi State	A
1957	W ^{2OT}	81	79	Auburn	N	1991	W	96	95	Wake Forest	H
1958	W ^{2OT}	74	72	Georgia Tech	H	1991	L	71	74	Wichita State	A
1958	L	43	45	Kentucky	N	1991	W	76	73	Ole Miss	A
1960	W	64	60	Georgia	H	1992	W	83	81	South Carolina	A
1960	L	61	63	Auburn	N	1993	L	82	83	Ole Miss	A
1961	W	71	66	Auburn	N	1995	W	76	73	California	A
1961	W	55	51	Georgia	H	1995	L	74	75	Vanderbilt	A
1961	L	63	65	Vanderbilt	A	1995	W	91	85	Pennsylvania	N
1961	L ^{2OT}	69	71	Tulane	H	1996	L	69	74	St. Joseph's	N
1963	W	77	72	Mississippi State	H	1997	L	59	60	San Jose State	N
1963	L	67	69	Florida	A	1998	L	71	76	Tulane	N
1963	L	78	81	Auburn	N	1999	W	84	80	Weber State	N
1963	L	61	63	Florida State	H	1999	W ^{3OT}	72	71	LSU	H
1963	L	73	74	Vanderbilt	A	1999	L	75	81	Vanderbilt	A
1963	L	67	74	Auburn	N	2000	W	77	74	Mississippi State	H
1965	W	76	73	Florida State	H	2001	L	74	77	Cincinnati	N
1965	W ^{2OT}	72	67	Georgia	A	2001	L	69	72	Auburn	A
1965	W	77	76	Mississippi State	H	2001	W ^{2OT}	85	77	Purdue	A
1966	W	77	76	Mississippi State	H	2003	W	68	62	Mississippi State	H
1967	L	81	84	Vanderbilt	H	2004	L	82	90	South Carolina	A
1969	L	70	83	Kentucky	H	2004	W	72	68	Arkansas	A
1969	L	67	68	Mississippi State	A	2004	L	81	82	Mississippi State	H
1969	L	51	53	Ole Miss	A	2004	L	73	75	Florida	N
1970	L	63	75	Tulane	H	2005	W ^{3OT}	102	101	Charlotte	A
1971	L	67	71	Mississippi State	A	2006	W	78	75	Arkansas	H
1971	W ^{3OT}	79	78	Mississippi State	H	2006	W	77	74	Vanderbilt	H
1972	W ^{4OT}	103	99	LSU	H	2007	L	66	69	Tennessee	A
1972	W	72	67	Tennessee	H	2007	L	87	89	Massachusetts	A
1972	L	91	97	Mississippi State	A	2008	W	63	61	Southeastern Louisiana	H
1976	W	69	67	Georgia	A	2008	L	67	71	Arkansas	A
1976	W ^{2OT}	93	90	Tennessee	H	2008	W	78	73	Vanderbilt	H
1976	W	84	77	Vanderbilt	A	2008	L	67	69	Mississippi State	N
1977	W	78	74	Georgia	A	2008	L	78	86	Texas A&M	H
1977	W	77	70	LSU	A	2009	W ^{2OT}	87	85	Mississippi State	H
1978	L	70	71	Georgia	A	2011	W	65	60	Tennessee	A
1978	L	69	71	Vanderbilt	A	2011	W	65	59	Georgia	N
1979	L	73	75	Vanderbilt	H	2012	W ^{2OT}	69	67	Ole Miss	H
1980	L ^{3OT}	78	79	Tennessee	A	2013	L ^{3OT}	94	97	LSU	A
1980	W	50	46	Auburn	A	2014	L ^{3OT}	83	85	Drexel	N
1980	W	66	64	Georgia	A	2015	L	91	93	Arkansas	A
1981	L	69	70	Tennessee	H	2015	L	65	66	Georgia	H
1982	W	77	72	Tennessee	H	2016	W	67	59	Jacksonville State	H
1983	W ^{3OT}	75	67	Penn State	A	2016	W	82	80	Mississippi State	A
1983	W ^{2OT}	106	99	Florida	H	2017	W ^{4OT}	90	86	South Carolina	A

OVERTIME RECORD

Alabama has played in 112 overtime games with an all-time record of 59-52-1. The lone tie came in its first overtime game when Birmingham-Southern refused to play a second overtime period.

Of the 112 games, 49 have come on the road, 40 at home and 23 in neutral-site games.

MOST OVERTIME GAMES IN A SEASON

Year	Overtime Games	Record in OT
1968-69	Six	1-5
2003-04	Four	1-3
2007-08	Four	2-2
1960-61	Three	1-2
1971-72	Three	2-1
1975-76	Three	3-0
1979-80	Three	2-1
1988-89	Three	2-1
1990-91	Three	2-1
1998-99	Three	2-1
2000-01	Three	1-2

FOUR OVERTIMES (2-0)

Year	W/L	UA	Opp.	Opponent	Site
1972	W	103	99	LSU	H
2017	W	90	86	South Carolina	A

THREE OVERTIMES (4-3)

Year	W/L	UA	Opp.	Opponent	Site
1971	W	79	78	Mississippi State	H
1980	L	78	79	Tennessee	A
1983	W	75	67	Penn State	A
1999	W	72	71	LSU	H
2005	W	102	101	Charlotte	A
2013	L	94	97	LSU	A
2014	L	83	85	Drexel	N

TWO OVERTIMES (9-2)

Year	W/L	UA	Opp.	Opponent	Site
1937	L	31	36	Tennessee	A
1957	W	81	79	Auburn	N
1958	W	74	72	Georgia Tech	H
1961	L	69	71	Tulane	H
1965	W	72	67	Georgia	A
1976	W	93	90	Tennessee	H
1983	W	106	99	Florida	H
1985	W	74	72	Auburn	H
2001	W	85	77	Purdue	A
2009	W	87	85	Mississippi State	H
2012	W	69	67	Ole Miss	H

COLEMAN COLISEUM RECORDS

COLEMAN FACTS

Capacity	15,383
Games	720
All-Time Home Record	579-141
All-Time Winning Percentage	.804
All-Time Attendance	6,869,073
Most Home Wins in Season	19 (2010-11)
Longest Home Win Streak	28 (2001-03)

COLEMAN COLISEUM FIRSTS

First Game	Feb. 1, 1968
Result	W, 86-55 vs. Samford
First Points	Rich Deppe (UA) 19:39 1st Half
First Field Goal	Robert Flowers (Samford) 19:25 1st Half
First SEC Game	Feb. 3, 1968 vs. Georgia
First Perfect Home Season	13-0, 1971-72
First Televised Game	Jan. 9, 1969 vs. Tennessee

COLEMAN COLISEUM MILESTONE WINS

First	Feb. 1, 1968 vs. Samford, 86-65
50th	Nov. 30, 1973 vs. Georgia Tech, 102-83
100th	Jan. 13, 1979 vs. Kentucky, 55-52
150th	Jan. 14, 1984 vs. Georgia, 65-60
200th	Feb. 17, 1988 vs. Vanderbilt, 88-77
250th	Feb. 19, 1992 vs. Vanderbilt, 85-64
300th	Jan. 3, 1996 vs. Vanderbilt, 80-71
350th	Feb. 10, 2001 vs. Georgia, 76-68
400th	Nov. 19, 2004 vs. Western Carolina, 97-66
450th	March 3, 2008 vs. Vanderbilt, 78-73 OT
500th	Jan. 28, 2012 vs. Arkansas, 72-66
550th	Jan. 13, 2016 vs. South Carolina, 73-50

COLEMAN COLISEUM TEAM RECORDS

Most Home Wins

19	2010-11
17	2001-02
17	2000-01

Most Home Losses

9	1968-69
7	2016-17
6	1969-70

Most Points Scored

123	vs. South Florida (Dec. 9, 1971)
-----	----------------------------------

Fewest Points

32	by Baptist College (Dec. 18, 1989)
----	------------------------------------

Most UA Points

123	vs. South Florida (Dec. 9, 1971)
-----	----------------------------------

Most Opponent Points

104	by LSU (Feb. 7, 1970)
-----	-----------------------

Most Combined Points

220	UA (123) vs. South Florida (97) (Dec. 9, 1971)
-----	--

Fewest Combined Points

95	Alabama (57) vs. LSU (38) (Jan. 27, 2010)
97	Alabama (59) vs. SE Louisiana (38) (Dec. 15, 2010)
100	Alabama (51) vs. Ole Miss (49) (Feb. 7, 1981)
100	Alabama (51) vs. LSU (49) (OT) (Feb. 17, 1984)

Largest Margin of Victory

57	UA (110) vs. Ark.-Pine Bluff (53) (Nov. 25, 2000)
57	Alabama (101) vs. Mercer (44) (Dec. 27, 2003)

Largest Margin of Defeat

27	Tennessee (70) vs. Alabama (43) (Jan. 25, 1969)
----	---

Most Points in a Half

66	UA in second half vs. South Florida (Dec. 9, 1971)
----	--

Fewest Points Scored in One Half

6	by Baptist College in first half (Dec. 18, 1989)
---	--

Most Field Goal Attempts

124	by South Florida (Dec. 9, 1971)
-----	---------------------------------

Most Field Goals Made

49	vs. South Florida (Dec. 9, 1971)
----	----------------------------------

Most Combined Field Goal Attempts

219	UA (95) vs. South Florida (124) (Dec. 9, 1971)
-----	--

Best Field Goal Percentage

.700	by Ole Miss (28-for-40) (March 3, 1969)
------	---

Most Three-Point Attempts

43	by Troy (Nov. 9, 2007)
----	------------------------

Most Three-Point Field Goals Made

19	vs. East Tennessee (Dec. 1, 2004)
----	-----------------------------------

Best Three-Point Percentage

.750 (6-for-8)	vs. Florida (March 4, 1989)
----------------	-----------------------------

Most Free-Throw Attempts

50	vs. Ole Miss (Feb. 7, 1972)
50	vs. Georgia Tech (Jan. 23, 1974)

Most Free Throws Made

37	vs. Vanderbilt (Jan. 9, 2002)
----	-------------------------------

Most Free Throws Missed

20 (25-for-45)	vs. Auburn (Jan. 28, 1981)
20 (12-for-32)	vs. Lipscomb (Nov. 14, 2017)

Most Rebounds

82	vs. South Florida (Dec. 9, 1971)
----	----------------------------------

Most Personal Fouls

36	by Western Carolina (Dec. 15, 1980)
----	-------------------------------------

Most Combined Personal Fouls

61	Alabama (29) vs. Georgia Tech (32) (Jan. 23, 1974)
61	Alabama (28) vs. Georgia (33) (Feb. 25, 1974)

Most Steals

22	Jacksonville State (Dec. 14, 2001)
----	------------------------------------

Most Blocked Shots

12	vs. Oklahoma (Jan. 27, 2018)
12	vs. Lamar (Nov. 27, 2012)
12	by LSU (Feb. 10, 1999)
12	vs. Texas A&M (Jan. 9, 1993)
12	vs. Chattanooga (Dec. 1, 1991)
12	vs. Auburn (Feb. 1, 1991)

INDIVIDUAL RECORDS (Coleman Coliseum)

Points

69	Pete Maravich, LSU (Feb. 7, 1970)
----	-----------------------------------

Field Goal Attempts

57	Pete Maravich, LSU (Feb. 7, 1970)
----	-----------------------------------

Field Goals Made

26	Pete Maravich, LSU (Feb. 7, 1970)
----	-----------------------------------

Free Throw Attempts

21	Pete Maravich, LSU (Feb. 7, 1970)
----	-----------------------------------

Free Throws Made

18	Paul Ellis, Alabama (Feb. 7, 1972)
----	------------------------------------

Three-Point Attempts

18	Desmond Cambridge, Ala. A&M (Dec. 21, 2001)
----	---

Three-Point Field Goals Made

10	John Petty vs. Alabama A&M (Nov. 17, 2017)
----	--

Three-Point Percentage (min. 6 att)

.857	Alvin Lee vs. Vanderbilt (6-7), Feb. 4, 1989
------	--

Rebounds

22	Alan House vs. Mississippi State (Feb. 27, 1971)
----	--

Assists

18	Ronald Steele vs. ETSU (Dec. 1, 2004)
----	---------------------------------------

Blocks

10	Roy Rogers vs. LSU (Feb. 17, 1996)
----	------------------------------------

RECORDS & HISTORY

COACHING RECORDS

ALABAMA ALL-TIME COACHES

Name	Years	Record	Pct.
D.V. Graves	1912-15	20-12	.625
Griff Harsh	1915-16	13-4	.765
Thomas Kelly	1916-17	6-8	.429
B.L. Noojin	1917-18	2-5	.286
Yancey Goodall	1918-19	3-3	.500
Bill Moore	1919-20	5-7	.417
Charles Bernier	1920-23	47-19	.712
Hank Crisp	1923-42, 1945-46	264-133	.665
Paul Burnham	1942-43	10-10	.500
Malcolm Laney	1944-45	10-5	.667
Floyd Burdette	1946-52	81-59	.579
Johnny Dee	1952-56	68-25	.731
Eugene Lambert	1956-60	49-49	.500
Hayden Riley	1960-68	102-104	.495
C.M. Newton	1968-80	211-123	.632
Wimp Sanderson	1980-92	267-119	.692
David Hobbs	1992-98	110-76	.591
Mark Gottfried	1998-2009	216-138	.610
Anthony Grant	2009-15	117-85	.579
Avery Johnson	2015-present	57-46	.553



D.V. GRAVES
1912-15



GRIFF HARSH
1915-16



THOMAS KELLY
1916-17



B.L. NOOJIN
1917-18



YANCY GOODALL
1918-19



BILL MOORE
1919-20



CHARLES BERNIER
1920-23




HANK CRISP
1923-42 • 1945-46



PAUL BURNHAM
1942-43



MALCOLM LANEY
1945



FLOYD BURDETTE
1946-52



JOHNNY DEE
1952-56

MOST WINS

Wins	Name	Years	Record	Pct.
1. 267	Wimp Sanderson	1980-92	267-119	.692
2. 264	Hank Crisp	1923-42, 1945-46	264-133	.665
3. 216	Mark Gottfried	1998-2009	216-138	.610
4. 211	C.M. Newton	1968-80	211-123	.632
5. 117	Anthony Grant	2009-15	117-85	.579
6. 110	David Hobbs	1992-98	110-76	.591
7. 102	Hayden Riley	1960-68	102-104	.495
8. 81	Floyd Burdette	1946-52	81-59	.579
9. 68	Johnny Dee	1952-56	68-25	.731
10. 57	Avery Johnson	2015-present	57-46	.553
11. 49	Eugene Lambert	1956-60	49-49	.500
12. 47	Charles Bernier	1920-23	47-19	.712
13. 20	D.V. Graves	1912-15	20-12	.625
14. 13	Griff Harsh	1915-16	13-4	.765
15. 10	Malcolm Laney	1944-45	10-5	.667
10	Paul Burnham	1942-43	10-10	.500
17. 6	Thomas Kelly	1916-17	6-8	.429
18. 3	Yancey Goodall	1918-19	3-3	.500
19. 5	Bill Moore	1919-20	5-7	.417
20. 2	B.L. Noojin	1917-18	2-5	.286

WINNING PERCENTAGE

Pct.	Name	Years	Record	Pct.
1. .765	Griff Harsh	1915-16	13-4	.765
2. .731	Johnny Dee	1952-56	68-25	.731
3. .712	Charles Bernier	1920-23	47-19	.712
4. .692	Wimp Sanderson	1980-92	267-119	.692
5. .667	Malcolm Laney	1944-45	10-5	.667
6. .665	Hank Crisp	1923-42, 1945-46	264-133	.665
7. .632	C.M. Newton	1968-80	211-123	.632
8. .625	D.V. Graves	1912-15	20-12	.625
9. .610	Mark Gottfried	1998-2009	216-138	.610
10. .591	David Hobbs	1992-98	110-76	.591
11. .579	Anthony Grant	2009-15	117-85	.579
.579	Floyd Burdette	1946-52	81-59	.579
13. .553	Avery Johnson	2015-present	57-46	.553
14. .500	Eugene Lambert	1956-60	49-49	.500
.500	Paul Burnham	1942-43	10-10	.500
.500	Yancey Goodall	1918-19	3-3	.500
17. .495	Hayden Riley	1960-68	102-104	.495
18. .429	Thomas Kelly	1916-17	6-8	.429
19. .417	Bill Moore	1919-20	5-7	.417
20. .286	B.L. Noojin	1917-18	2-5	.286



EUGENE LAMBERT
1956-60



HAYDEN RILEY
1960-68



C.M. NEWTON
1968-80



WIMP SANDERSON
1980-92



DAVID HOBBS
1992-98



MARK GOTTFRIED
1998-2009



ANTHONY GRANT
2009-15



AVERY JOHNSON
2015-present

ALL-AMERICANS



JAMES 'LINDY' HOOD
6-5 / Center / Collinsville, Ala.

1930

James 'Lindy' Hood became Alabama's first All-American and one of the first from the South in 1930, after leading Alabama to its only perfect season in school history at 20-0 with a 1930 Southern Conference championship. Hood originally came to Alabama as a football standout and was a member of the 1931 Rose Bowl team. While complete statistics are unavailable, there is little doubt the high level of Hood's play as he earned the honor at a time when only five players were selected to the All-America team. Hood was Alabama's lone All-American for 25 years.



JERRY HARPER
6-7 / Center / Louisville, Ky.

1955 - HELMS FOUNDATION FIRST TEAM

1956 - HELMS FOUNDATION FIRST TEAM/AAU FIRST TEAM

Center Jerry Harper became Alabama's first two-time All-American, earning the honor in 1955 and 1956. A member of the famed "Rocket 8" teams, he led Alabama to an undefeated SEC season in 1956 and a No. 5 ranking in the final Associated Press poll, Alabama's highest final ranking in school history. Harper remains the SEC's all-time leader in rebounds (1,688), and rebounds per game while ranking sixth all-time in scoring at Alabama.

YEAR	G	FG-FGA	PCT	FT-FTA	PCT	REB	AVG	PTS	AVG
1952-53	21	140-395	.354	93-167	.557	358	17.0	373	17.8
1953-54	24	169-419	.403	89-161	.553	357	14.9	427	17.8
1954-55	24	190-458	.415	125-213	.586	456	19.0	505	21.0
1955-56	24	195-451	.408	166-243	.682	517	21.5	556	23.2
Totals	93	694-1,723	.403	473-784	.603	1,688	18.2	1,861	20.0



GEORGE LINN
6-3 / Forward / Guard / Columbus, Ohio

1956 - AAU FIRST TEAM

George Linn joined teammate Jerry Harper as an All-American in 1956, the first and still only time that the Crimson Tide has featured two All-Americans on the same team. Linn averaged 22.2 points per game during his All-America season, the fifth-highest scoring average in program history. Another member of head coach Johnny Dee's "Rocket 8" team, he led the Tide to its first postseason ranking at No. 12 in 1955 before improving to a program-best No. 5 during the 1956 season, when he helped the team compile a 21-3 record and win an SEC title.

YEAR	G	FG-FGA	PCT	FT-FTA	PCT	REB	AVG	PTS	AVG
1952-53	21	46-137	.336	35-63	.556	112	5.3	127	6.0
1953-54	24	121-332	.364	89-135	.674	158	6.6	331	13.8
1954-55	24	170-480	.354	113-149	.758	218	9.1	453	18.9
1955-56	24	198-471	.420	137-171	.801	234	9.8	533	22.2
Totals	93	535-1,420	.377	374-518	.722	722	7.8	1,444	15.5



JACK KUBISZYN
5-11 / Guard / Buffalo, N.Y.

1958 - HELMS FOUNDATION SECOND TEAM

Jack Kubiszyn continued Alabama's string of All-Americans in the late 1950s when he earned the honor after averaging 23.3 points per game, which ranks second in the UA record books in single-season points per game average, including a 45-point performance against Ole Miss. A three-year letterwinner at Alabama, he was a part of the 1957 SEC championship team and averaged 24.6 points per game, still the highest season average in Alabama history. A two-sport athlete, Kubiszyn later signed and played two Major League Baseball seasons as an infielder with the Cleveland Indians in 1961 and 1962.

YEAR	G	FG-FGA	PCT	FT-FTA	PCT	REB	AVG	PTS	AVG
1955-56	23	44-135	.326	54-91	.593			142	6.2
1956-57	21	184-453	.406	148-206	.719	71	3.4	516	24.6
1957-58	25	202-557	.362	179-233	.768	107	4.3	583	23.3
Totals	69	430-1,145	.376	381-530	.719			1,241	18.0




BOB ANDREWS
6-6 / Forward / Bridgeport, Ill.

1965 - HELMS FOUNDATION FIRST TEAM

Bob Andrews became Alabama's fifth All-American following the 1964-65 season, after leading the Crimson Tide to a 17-9 record while averaging 19.3 points and 9.0 rebounds per game. Andrews converted on nearly half of his field goal attempts and his 501 points in 1964-65 represented only the sixth 500-point season at the time in Alabama history.

YEAR	G	FG-FGA	PCT	FT-FTA	PCT	REB	AVG	PTS	AVG
1962-63	25	135-251	.538	123-158	.779	204	8.1	393	15.7
1963-64	24	106-258	.412	135-189	.714	207	8.6	347	14.5
1964-65	26	159-320	.497	183-234	.779	235	9.0	501	19.3
Totals	75	400-829	.483	441-581	.759	646	8.6	1,241	16.5

ALL-AMERICANS



WENDELL HUDSON
6-5 / Forward / Birmingham, Ala.

1973 - HELMS FOUNDATION FIRST TEAM/CONVERSE FIRST TEAM

Wendell Hudson, Alabama's first African-American player, became its first of four All-Americans during the 1970s. Hudson averaged 20.7 points and 12.1 rebounds per game during his senior season, leading the SEC in scoring during that season and earning league player-of-the-year honors. His play helped Alabama compile a 22-8 record and make the program's first postseason appearance in the NIT. The Tide advanced all the way to the NIT semifinals in 1973 before falling to North Carolina. Alabama finished second in the SEC that season, its highest finish in 17 years. After being selected by the Chicago Bulls in the NBA draft, Hudson went on to serve his alma mater in various capacities and was the women's basketball head coach at Alabama from 2008-13.

YEAR	G	FG-FGA	PCT	FT-FTA	PCT	REB	AVG	PTS	AVG
1970-71	13	73-153	.477	49-77	.636	124	9.5	195	15.0
1971-72	26	203-392	.518	105-197	.533	340	13.1	511	19.6
1972-73	30	262-462	.567	96-182	.527	362	12.1	620	20.7
Totals	69	538-1,007	.534	250-456	.548	826	12.0	1,326	19.2




LEON DOUGLAS
6-10 / Center / Leighton, Ala.

1973 - AP FRESHMAN ALL-AMERICA

1975 - CONSENSUS SECOND TEAM/AP SECOND TEAM/USBWA FIRST TEAM/NABC SECOND TEAM/UPI THIRD TEAM

Leon Douglas earned national plaudits in three separate seasons and remains the only Alabama player to be named a consensus All-American with his second-team honor in 1975. That season, Douglas averaged 20.7 points and 13.1 rebounds per game to lead Alabama to its first NCAA appearance, an SEC title and a No. 10 ranking in the final Associated Press poll. He ranks third all-time in scoring (1,909) and second in rebounding (1,279) at Alabama.

YEAR	G	FG-FGA	PCT	FT-FTA	PCT	REB	AVG	PTS	AVG
1972-73	30	160-331	.483	57-110	.518	321	10.7	377	12.7
1973-74	26	164-335	.490	68-113	.602	257	9.9	396	15.2
1974-75	27	228-414	.551	103-165	.624	353	13.1	559	20.7
1975-76	28	228-471	.484	121-204	.593	348	12.4	577	20.6
Totals	111	780-1,551	.503	349-592	.590	1,279	11.5	1,909	17.2



T.R. DUNN
6-4 / Guard / Birmingham, Ala.

1974 - BASKETBALL WEEKLY FRESHMAN ALL-AMERICA

T.R. Dunn twice earned national honors at Alabama, the first coming in 1974 when he averaged 9.4 points and 8.0 rebounds to garner Freshman All-America accolades. His senior season, he earned the second honor by posting a career-best 407 points and 7.1 rebounds per game. During his career, the Tide won three SEC titles and earned NCAA berths twice. Alabama finished each of his seasons ranked in the top-15, sparked by Dunn's gritty play. Despite standing at only 6-4, he remains one of the best rebounding guards in program history with 749 career rebounds and averaged more than five per game each season.

YEAR	G	FG-FGA	PCT	FT-FTA	PCT	REB	AVG	PTS	AVG
1973-74	25	99-232	.427	38-58	.655	199	8.0	236	9.4
1974-75	27	140-297	.471	51-70	.729	176	6.5	331	12.3
1975-76	28	118-303	.389	37-59	.627	145	5.2	273	9.7
1976-77	31	173-353	.490	61-86	.709	229	7.1	407	13.1
Totals	111	530-1,185	.447	187-273	.685	749	6.8	1,247	11.2



REGGIE KING
6-6 / Forward / Birmingham, Ala.

1976 - FRESHMAN ALL-AMERICA

1978 - AP SECOND TEAM/USBWA SECOND TEAM/UPI SECOND TEAM

Reggie King, Alabama's all-time scoring leader, also was its second three-time national honoree, earning Freshman All-America plaudits in 1976 and second team All-America honors in 1978 and 1979. King averaged 10.9 points and 9.5 rebounds his first season on campus to help Alabama reach the Sweet 16. Two years later, he turned in the first of two second team All-America seasons, averaging more than 20 points a game in both years including a school-record 747 points in 1979. King ended his career seventh all-time in scoring (2,168) and third in rebounding (1,279) in the SEC.

YEAR	G	FG-FGA	PCT	FT-FTA	PCT	REB	AVG	PTS	AVG
1975-76	28	122-250	.488	62-113	.549	265	9.5	306	10.9
1976-77	30	213-386	.544	117-179	.654	328	10.9	543	18.1
1977-78	27	218-371	.588	136-207	.657	359	13.3	572	21.2
1978-79	33	289-507	.570	169-236	.716	327	9.9	747	22.6
Totals	118	842-1,514	.556	484-735	.659	1,279	10.8	2,168	18.4



EDDIE PHILLIPS
6-7 / Forward / Birmingham, Ala.

1982 - AP HONORABLE MENTION

Eddie Phillips received Alabama's first All-American recognition of the 1980s, earning honorable mention accolades in 1982 after a season that saw him average 15.5 points on 50 percent shooting. Phillips was a key component of head coach Wimp Sanderson's 1982 team that won the SEC Tournament, advanced to the Sweet 16 of the NCAA Tournament and finished with a No. 13 ranking. Phillips' steady production over his four years at Alabama vaulted him into second all-time in scoring (1,927) at UA and fifth in rebounding (1,129). In his two NCAA Tournament games in 1982, he averaged 16 points and five rebounds.

YEAR	G	FG-FGA	PCT	FT-FTA	PCT	REB	AVG	PTS	AVG
1978-79	33	201-334	.602	75-108	.694	245	7.4	477	14.5
1979-80	30	196-381	.514	110-182	.604	343	11.4	502	16.7
1980-81	29	194-379	.512	105-181	.580	283	9.8	493	17.0
1981-82	30	179-352	.509	107-138	.775	258	8.6	465	15.5
Totals	122	770-1,446	.533	397-609	.652	1,129	9.3	1,937	15.9

RECORDS & HISTORY

ALL-AMERICANS



ENNIS WHATLEY
6-2 / Guard / Birmingham, Ala.

1983 - NABC SECOND TEAM/AP THIRD TEAM/UIP THIRD TEAM

Ennis Whatley needed only two seasons at the Capstone to be recognized as one of the top players in the nation, earning All-America honors in 1983. That season, he averaged 15.2 points per game and helped the Tide make an appearance in the SEC Tournament championship game and the NCAA Tournament. Whatley's biggest weapon was his passing, as he set a school record with 220 assists in 1982-83. He finished his career with 6.3 assists per game, tops all-time at Alabama and fifth in the SEC.

YEAR	G	FG-FGA	PCT	FT-FTA	PCT	REB	AVG	PTS	AVG
1981-82	31	141-285	.495	93-129	.721	76	2.5	375	12.1
1982-83	32	183-366	.500	121-157	.771	128	4.0	487	15.2
Totals	63	324-651	.498	214-286	.748	204	3.3	862	13.7



DERRICK McKEY
6-9 / Center / Meridian, Miss.

1987 - BASKETBALL TIMES FIRST TEAM/SPORTING NEWS SECOND TEAM/UIP SECOND TEAM/ AP THIRD TEAM/ NABC THIRD TEAM

One of the top players on one of Alabama's finest teams, Derrick McKey collected All-America honors from three separate organizations following a 1986-87 season that saw him average 18.6 points and 7.5 rebounds per game. An accurate shooter for a center, he made 86 percent of his free throws during the 1986-87 season, the fifth-best season percentage in Alabama history. In each of his three seasons, McKey helped the Tide win SEC regular-season titles plus an SEC tournament crown in 1987. He thrust himself onto the national scene during the 1987 NCAA Tournament, averaging 20.3 points per game on 65.6 field goal percent shooting (21-of-32) and made 19-of-19 free throw attempts.

YEAR	G	FG-FGA	PCT	FT-FTA	PCT	REB	AVG	PTS	AVG
1984-85	33	74-155	.477	20-33	.606	134	4.1	168	5.1
1985-86	33	178-280	.636	92-117	.786	262	7.9	448	13.6
1986-87	33	247-425	.581	100-116	.862	247	7.5	615	18.6
Totals	99	499-860	.580	212-266	.797	643	6.5	1,231	12.4



JAMES ROBINSON
6-2 / Guard / Jackson, Miss.

**1991 - BASKETBALL WEEKLY FRESHMAN ALL-AMERICA
1993 - AP HONORABLE MENTION**

James Robinson recorded one of the best freshman seasons in Alabama history with 16.8 ppg in 1990-91 to lead the Tide in scoring in his first season on campus. His 554 points that season still stands as the Alabama freshman scoring record and helped Alabama win the SEC Tournament title and make an NCAA Sweet 16 appearance. During that tournament run, the freshman averaged 17 points. He followed up that season with 661 points in 1991-92, the second-most ever in a season at Alabama and he then posted 598 points his junior year. In his three years before being drafted in the first round by the Portland Trail Blazers, Robinson scored 1,813 career points, seventh all-time at Alabama.

YEAR	G	FG-FGA	PCT	3FG-3FGA	PCT	FT-FTA	PCT	REB	AVG	PTS	AVG
1990-91	33	194-413	.470	64-153	.418	102-146	.699	130	3.9	554	16.8
1991-92	34	237-533	.445	83-232	.358	104-146	.712	138	4.1	661	19.4
1992-93	29	202-481	.420	78-222	.351	116-170	.682	130	4.5	598	20.6
Totals	96	633-1,427	.444	225-607	.371	322-462	.697	398	4.1	1,813	18.9



ERWIN DUDLEY
6-8 / Forward / Uniontown, Ala.

2002 - AP THIRD TEAM

Propelled by a stellar 2001-02 season, Erwin Dudley earned All-America honors. Dudley averaged a career-best 15.2 points per game with 8.9 rebounds in 2001-02. Dudley's play that season helped the Tide amass 27 wins, the second-most in school history, to go along with an SEC championship and a No. 8 final ranking in the Associated Press poll. Dudley's 8.9 rebounds led the SEC that season and he also led the SEC in rebounding as a sophomore and senior. He finished his career at Alabama ranked seventh all-time in scoring and fourth in rebounding.

YEAR	G	FG-FGA	PCT	3FG-3FGA	PCT	FT-FTA	PCT	REB	AVG	PTS	AVG
1999-00	29	109-219	.498	2-3	.667	78-103	.757	234	8.1	298	10.3
2000-01	36	210-397	.529	0-0	.000	97-160	.606	361	10.0	517	14.4
2001-02	35	207-372	.556	1-1	1.000	116-171	.678	313	8.9	531	15.2
2002-03	29	162-313	.518	1-3	.333	104-145	.717	276	9.5	429	14.8
Totals	129	688-1,301	.529	4-7	.571	395-579	.682	1,184	9.2	1,775	13.8



MO WILLIAMS
6-1 / Guard / Jackson, Miss.

2002 - BASKETBALL TIMES FRESHMAN ALL-AMERICA

Future NBA champion Mo Williams made the most of his two seasons in Tuscaloosa, earning Freshman All-America honors in 2002. That season, he led Alabama to 27 wins, an SEC championship and a No. 8 final ranking in the Associated Press poll. Williams averaged 10.4 points per game in his freshman season with 4.1 assists per game and was named the Sporting News National Freshman of the year for his efforts. He was also named the Basketball America 2002 Newcomer of the Year and the SEC Freshman of the Year.

YEAR	G	FG-FGA	PCT	3FG-3FGA	PCT	FT-FTA	PCT	REB	AVG	PTS	AVG
2001-02	35	123-327	.376	33-126	.262	84-98	.857	137	3.9	363	10.4
2002-03	29	160-391	.409	57-180	.317	98-117	.838	113	3.9	475	16.4
Totals	64	283-719	.394	90-306	.294	182-215	.847	250	3.9	838	13.1

ALL-AMERICANS



KENNEDY WINSTON

6-6 / Forward / Prichard, Ala.

2005 - AP HONORABLE MENTION

Kennedy Winston led Alabama and the SEC in scoring in 2004-05 (17.9) en route to earning honorable mention All-America honors from the Associated Press. In his final season, he averaged 17.9 points with 5.4 rebounds per game as the Tide finished the season ranked No. 21 and advanced to the NCAA Tournament with 24 wins. In the previous season, Winston was a key component of the Tide's deepest NCAA run, averaging 19.0 points per game during Alabama's march to the Elite Eight.

YEAR	G	FG-FGA	PCT	3FG-3FGA	PCT	FT-FTA	PCT	REB	AVG	PTS	AVG
2002-03	17	63-171	.368	10-47	.213	52-78	.667	80	4.7	188	11.1
2003-04	33	194-430	.451	48-121	.397	128-177	.723	181	5.5	564	17.1
2004-05	32	203-440	.461	60-139	.432	107-138	.775	172	5.4	573	17.9
Totals	82	460-1,041	.442	118-307	.384	287-393	.730	433	5.3	1,325	16.2



RONALD STEELE

6-3 / Guard / Birmingham, Ala.

2006 - AP HONORABLE MENTION

Ronald Steele turned in one of the finest seasons by a point guard at Alabama in 2005-06 to garner Associated Press honorable mention All-America honors. Steele averaged 14.3 points per game with 132 assists and helped the Tide reach the second round of the NCAA Tournament. Steele was nearly automatic from the free-throw line, converting 89.2 percent of his attempts in 2005-06 and finishing his career shooting 86.7 percent from the stripe, the highest all-time mark in Alabama history. In 2006-07, knee injuries prevented Steele from becoming an All-American.

YEAR	G	FG-FGA	PCT	3FG-3FGA	PCT	FT-FTA	PCT	REB	AVG	PTS	AVG
2004-05	32	80-169	.473	41-96	.427	52-64	.813	112	3.5	253	7.9
2005-06	31	133-320	.416	54-131	.412	124-139	.892	114	3.7	444	14.3
2006-07	26	71-185	.384	46-111	.414	35-40	.875	45	1.7	223	8.6
2007-08	Redshirt Season										
2008-09	15	56-153	.366	37-97	.381	44-51	.863	51	3.4	193	12.9
Totals	104	340-827	.411	178-435	.409	255-294	.867	322	3.1	1,113	10.7



RICHARD HENDRIX

6-9 / Forward / Athens, Ala.

2008 - AP HONORABLE MENTION

Richard Hendrix was named to the Associated Press honorable mention All-America squad following the 2007-08 season. Hendrix averaged 17.8 points and an SEC-leading 10.1 rebounds per game while leading Alabama in scoring in 14 games. An accurate interior shooter, he converted on nearly 60 percent of his field goal attempts over the course of his career and helped Alabama make two postseason appearances in his three years on campus. In those three years, Hendrix managed to put himself 22nd all-time in scoring (1,327) and 12th (849) in rebounding at Alabama.

YEAR	G	FG-FGA	PCT	3FG-3FGA	PCT	FT-FTA	PCT	REB	AVG	PTS	AVG
2005-06	31	108-194	.557	0-1	.000	75-116	.647	247	8.0	291	9.4
2006-07	32	186-309	.602	1-5	.200	95-151	.629	279	8.7	468	14.6
2007-08	32	229-383	.598	2-7	.286	108-201	.537	323	10.1	568	17.8
Totals	95	523-886	.590	3-13	.231	278-468	.594	849	8.9	1,327	14.0



COLLIN SEXTON

6-3 / Guard / Mableton, Ga.

2018 - AP HONORABLE MENTION

Collin Sexton, Alabama's most recent national honoree, turned in a record-breaking freshman season at Alabama in 2017-18 to earn Associated Press honorable mention All-America honors as well as being named the 2018 AP Newcomer of the Year. Sexton became the first UA rookie to earn a spot on an AP All-America team (first, second, third or honorable mention) in program history. The Mableton, Ga., native averaged 19.2 points per game, which ranked second in the SEC, to set the school's single-season scoring record for a freshman with 632 points, while also setting a new UA record for free throws made in a season. The flashy freshman finished the season with 29 double-digit scoring games, 16 games of scoring 20 or more and three games of 30 or more points. On Nov. 25 against then-No. 14 Minnesota, Sexton set an Alabama freshman record when he scored 40 points, including 31 in the second half. He became the first Crimson Tide player to score 40 points in a game since Reggie King had 43 on March, 12, 1979 against Virginia. He also became the first Alabama freshman in the modern era to record three-straight games of more than 20 points in his first three contests.

YEAR	G	FG-FGA	PCT	3FG-3FGA	PCT	FT-FTA	PCT	REB	AVG	PTS	AVG
2017-18	33	196-438	.447	44-131	.336	196-252	.778	124	3.8	632	19.2
Totals	33	196-438	.447	44-131	.336	196-252	.778	124	3.8	632	19.2

COMBINED SEC HONORS

- 139**
All-SEC Selections
- 40**
SEC All-Tournament Selections
- 17**
All-Freshman Selections
- 13**
All-Freshman Selections (since 2000)
- 7**
Regular-Season SEC Titles
- 6**
SEC Tournament Titles
- 5**
SEC Coaches of the Year
- 5**
SEC Players of the Year
- 2**
SEC Tournament MVPs
- 2**
SEC Freshman of the Year

SEC TOURNAMENT TITLES

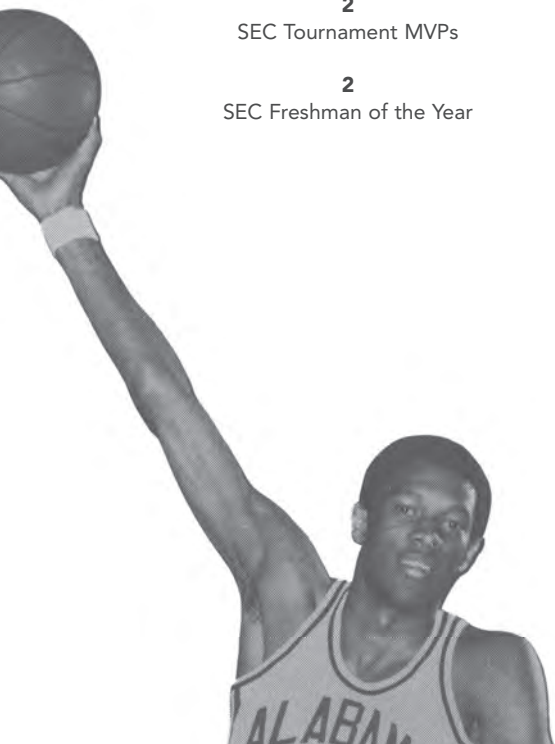
- 1934**
Alabama 41, Florida 25
- 1982**
Alabama 48, Kentucky 46
- 1987**
Alabama 69, LSU 62
- 1989**
Alabama 72, Florida 60
- 1990**
Alabama 70, Ole Miss 51
- 1991**
Alabama 88, Tennessee 69

SEC REGULAR-SEASON TITLES

- 1934**
16-2 overall, 13-2 SEC
- 1956**
21-3 overall, 14-0 SEC
- 1974**
22-4 overall, 13-3 SEC
- 1975**
22-5 overall, 15-3 SEC
- 1976**
23-5 overall, 15-3 SEC
- 1987**
28-5 overall, 16-2 SEC
- 2002**
27-8 overall, 12-4 SEC

SEC WESTERN DIVISION TITLES

- 2002**
27-8 overall, 12-4 SEC
- 2005**
24-8 overall, 12-4 SEC
- 2011**
25-12 overall, 12-4 SEC



SEC PLAYER OF THE YEAR

WENDELL HUDSON • 1973

Wendell Hudson became Alabama's first SEC Player of the Year in 1973 after leading the league in scoring with 20.7 points per game. Hudson led Alabama to a 22-8 record, its most wins in a season at that point, and a second-place finish in the league, its highest finish in 17 seasons. In addition to his scoring, Hudson pulled down 12.1 rebounds per game. Thanks to his stellar play, the Tide made its first postseason appearance in school history with a berth in the NIT and advanced all the way to the Final Four before falling to traditional basketball powerhouse North Carolina.



SEC PLAYER OF THE YEAR

REGGIE KING • 1978 • 1979

Alabama's all-time scoring leader is also its only two-time SEC Player of the Year, earning the award in 1978 and 1979 from the Associated Press and United Press International. Reggie King averaged more than 21 points per game in both seasons and converted on nearly 58 percent of his shots from the floor. In 1979, he scored a school-record 747 points (more than any other player in the SEC) and led the Tide to 22 wins and another NIT semifinal appearance. A year earlier, King led the league and was fourth in the nation in rebounding with 13.3 boards per game. King finished his career with 2,168 points, the seventh-most in NCAA history. In 1999, he was honored as Alabama's first SEC Legend.



SEC PLAYER OF THE YEAR

DERRICK MCKEY • 1987

Derrick McKey was named the SEC Player of the Year in 1987 by the league's coaches, the Associated Press and the United Press International after leading one of the best Alabama teams in school history. While he didn't lead the league in any statistical categories, McKey's play sparked the Tide to the 1987 SEC Tournament title and an appearance in the NCAA Sweet 16. Over the course of the season, he averaged 18.6 points and 7.5 rebounds per game as the Tide finished the 1986-87 season ranked No. 9 in the nation. McKey also earned SEC all-tournament honors for the second consecutive season in 1987 and was tabbed the tournament MVP.

RECORDS & HISTORY

ALL-SEC SELECTIONS

From 1933-53, the All-Southeastern Conference team was based on play in the SEC Tournament. In 1949, the Associated Press began a separate All-SEC recognition. In 1957, the SEC coaches chose an all-star following the regular season, a trend that continues today. The UPI picked an All-SEC from the 1966 season through 1991.

Year	Player/Position	Team
1934	Jimmy Walker	All-Tournament
	Jim Whatley	All-Tournament
	Earl Bauman	All-Tournament 2nd
1935	Jimmy Walker	All-Tournament
1936	Jim Whatley	All-Tournament
	Al Nogi	All-Tournament
1939	Googe Prather	All-Tournament
	Blackie Thompson	All-Tournament 2nd
1940	Googe Prather	All-Tournament
1941	Louis Adair	All-Tournament 2nd
1942	Louis Adair	All-Tournament
	Wheeler Leeth	All-Tournament
1945	Maurice Bell	All-Tournament 2nd
1946	Carl Shaeffer	All-Tournament 2nd
1950	Dick McKenzie	AP 3rd
1951	Paul Sullivan	AP 2nd
	Bob Schneider	AP 3rd
1952	Paul Sullivan	AP 2nd
1953	Jerry Harper	AP 2nd
1954	Leon Marlaire	AP 3rd
	Jerry Harper	AP 3rd
1955	Jerry Harper	AP 1st
	George Linn	AP 2nd
1956	George Linn	AP 1st, Coaches
	Jerry Harper	AP 1st, Coaches
1957	Jim Fulmer	AP 3rd
	Jack Kubiszyn	AP 2nd, Coaches 2nd
1958	Jack Kubiszyn	AP 1st, Coaches
	Jim Fulmer	AP 3rd
1961	Larry Pennington	AP 3rd, Coaches
	Henry Hoskins	AP 3rd
1963	Bob Andrews	AP 3rd
1965	Bob Andrews	AP 1st, UPI 1st, Coaches
1966	Mike Nordholz	AP HM, UPI 3rd
	Harry Hammonds	AP HM, UPI 3rd
1967	Mike Nordholz	AP 1st, UPI 1st, Coaches

1968	Mike Nordholz	AP 2nd, UPI 2nd, Coaches
1969	Gary Elliott	AP 3rd
1970	Jimmy Hollon	AP 3rd, UPI 3rd
1971	Alan House	AP 3rd, Coaches
1972	Wendell Hudson	AP 1st, UPI 1st, Coaches
	Alan House	AP 3rd, UPI 3rd
	Ray Odums	AP 3rd, UPI 3rd
1973	Wendell Hudson	AP 1st, UPI 1st, Coaches
	Charles Cleveland	UPI 1st, AP 2nd, Coaches
	Ray Odums	UPI 2nd, AP 3rd
1974	Charles Cleveland	AP 1st, UPI 1st, Coaches
	Leon Douglas	AP 2nd, UPI 2nd, Coaches
	Ray Odums	AP 3rd, UPI 3rd
1975	Leon Douglas	AP 1st, UPI 1st, Coaches
	Charles Cleveland	AP 1st, UPI 1st, Coaches
	Charles Russell	UPI 3rd
1976	Leon Douglas	AP 1st, UPI 1st, Coaches
	Anthony Murray	AP 3rd, UPI 3rd
1977	Reggie King	AP 1st, UPI 1st, Coaches
	T.R. Dunn	AP 2nd, UPI 3rd, Coaches
1978	Reggie King	AP 1st, UPI 1st, Coaches
	Anthony Murray	AP 3rd, UPI 3rd
1979	Reggie King	AP 1st, UPI 1st, Coaches
1980	Robert Scott	AP 2nd, UPI 2nd, Coaches
	Eddie Phillips	AP 2nd, UPI 2nd

1981	Eddie Phillips	AP 2nd, Coaches
1982	Eddie Phillips	AP 1st, UPI 2nd, Coaches
	Ennis Whatley	UPI 3rd
1983	Ennis Whatley	AP 1st, UPI 1st, Coaches
	Bobby Lee Hurt	UPI 2nd, AP 3rd
1984	Bobby Lee Hurt	UPI 1st, AP 2nd, Coaches
	Buck Johnson	AP 2nd, UPI 2nd
	Eric Richardson	UPI 2nd, AP 3rd
1985	Buck Johnson	AP 1st, UPI 1st, Coaches
	Bobby Lee Hurt	AP 2nd, UPI 2nd, Coaches
	Terry Coner	AP 3rd, UPI 3rd
1986	Buck Johnson	AP 1st, UPI 1st, Coaches
	Derrick McKey	AP 2nd, UPI 2nd, Coaches
	Terry Coner	AP 3rd, UPI 3rd, Coaches
1987	Derrick McKey	AP 1st, UPI 1st, Coaches
	Terry Coner	AP 1st, UPI 2nd, Coaches
	Jim Farmer	AP 3rd, UPI 3rd, Coaches
1988	Michael Ansley	AP 2nd, UPI 2nd, Coaches
1989	Michael Ansley	AP 1st, UPI 1st, Coaches
1990	Melvin Cheatum	AP 2nd, UPI 2nd, Coaches
	Robert Horry	AP 3rd
	David Benoit	UPI 3rd
1991	Melvin Cheatum	AP 2nd, UPI 1st, Coaches
	James Robinson	AP 3rd, UPI Freshman

	Gary Waites	AP 2nd, Coaches All-Defensive
1992	Robert Horry	Coaches 1st, AP 2nd, Coaches All-Defensive
	Latrell Sprewell	Coaches 1st, AP 2nd, Coaches All-Defensive
	James Robinson	AP 3rd
	Cedric Moore	1st All-Freshman
1993	James Robinson	AP 1st, Coaches 1st
	Jason Caffey	Coaches 2nd, AP 3rd
1994	Jason Caffey	Coaches 3rd
	Antonio McDyess	AP 3rd, Coaches 3rd
1995	Jason Caffey	Coaches 2nd
	Antonio McDyess	AP 2nd, Coaches 2nd
1996	Roy Rogers	AP 1st, Coaches* 1st
	Eric Washington	Coaches 3rd
1997	Eric Washington	AP 2nd, Coaches 1st
	Brian Williams	Coaches 3rd
1998	Demetrius Alexander	AP HM
	Brian Williams	AP HM
1999	Jeremy Hays	AP 3rd
2000	Schea Cotton	AP 2nd
2001	Rod Grizzard	AP 1st, Coaches 1st
	Erwin Dudley	2nd AP, Coaches 2nd
	Gerald Wallace	Freshman All-SEC, Coaches
2002	Erwin Dudley	AP 1st *, Coaches 1st
	Rod Grizzard	AP 3rd, Coaches 3rd
	Mo Williams	AP Freshman All-SEC
2003	Erwin Dudley	AP 2nd, Coaches 2nd
	Mo Williams	AP 3rd
	Kennedy Winston	Freshman All-SEC
2004	Kennedy Winston	AP 2nd, Coaches 1st
	Jermareo Davidson	Freshman All-SEC
2005	Kennedy Winston	AP 1st, Coaches 1st
	Earnest Shelton	Coaches 1st, AP 2nd
	Chuck Davis	Coaches 2nd, AP 3rd
	Jermareo Davidson	AP 3rd



SEC PLAYER OF THE YEAR

ERWIN DUDLEY • 2002

Erwin Dudley was voted the SEC's 2002 Player of the Year by the league's coaches and the Associated Press. That season, as a junior, Dudley led the Tide and the SEC in rebounding (8.9 rpg) for the second time along with his 15.2 points per game. Dudley, who started every game in his Alabama career, amassed 14 double-doubles in 2002-03 to lead Alabama to its first regular-season SEC title in 15 years and a No. 8 final national ranking.



SEC FRESHMAN OF THE YEAR

MO WILLIAMS • 2002

Mo Williams teamed with Erwin Dudley and coach Mark Gottfried to sweep the major SEC awards in 2002, as he was named the league's Freshman of the Year. The future NBA star averaged 10.4 points and 4.5 assists per game in his freshman season and also was named the Sporting News National Freshman of the Year. He had two double-doubles (points/assists) against both Tennessee and Chattanooga and scored a season-high 17 points at Arkansas.



SEC FRESHMAN OF THE YEAR


COLLIN SEXTON • 2018

Collin Sexton was named the league's Co-Freshman of the Year in 2018. The future NBA draft pick averaged 19.2 points and 3.6 assists per game in his freshman season and also was named the Associated Press Newcomer of the Year. His 632 points scored during the season set a school freshmen record and was the third-most in a season in program history. Additionally, he set an Alabama freshman record when he scored 40 points against Minnesota (Nov. 25, 2017) and also broke the Crimson Tide's SEC Tournament scoring record with 79 point in three contests.

ALL-SEC SELECTIONS

	Ronald Steele	AP Freshman All-SEC
2006	Ronald Steele	AP 1st, Coaches 1st
	Jermareo Davidson	AP 2nd, Coaches 1st
	Alonzo Gee	Freshman All-SEC
	Richard Hendrix	Freshman All-SEC
2007	Jermareo Davidson	AP HM, Coaches 2nd
	Richard Hendrix	AP 2nd, Coaches 2nd
2008	Richard Hendrix	AP 1st, Coaches 1st
2009	Alonzo Gee	AP 2nd, Coaches 2nd
	JaMychal Green	Freshman All-SEC*
2010	Mikhail Torrance	Coaches 2nd
	Tony Mitchell	Freshman All-SEC
2011	JaMychal Green	AP 1st, Coaches 1st
	Tony Mitchell	AP 2nd, Coaches 2nd
	Trevor Releford	AP HM, Freshman All-SEC
2012	JaMychal Green	AP 2nd, Coaches 2nd
	Trevor Releford	AP HM, Coaches 2nd
2013	Trevor Releford	AP 1st, Coaches 1st
		Coaches All-Defensive
2014	Trevor Releford	AP 2nd, Coaches 1st
	Shannon Hale	Freshman All-SEC
2015	Levi Randolph	Coaches 2nd
2016	Retin Obasohan	AP 2nd, Coaches 1st
		Coaches All-Defensive
2017	Braxton Key	Freshman All-SEC
2018	Collin Sexton	AP 1st, Coaches 2nd
	Donta Hall	Freshman All-SEC
		Coaches All-Defensive

* Unanimous selection



Melvin Cheatum was named the 1990 SEC Tournament MVP after scoring 50 points and securing 27 rebounds in three games as the Tide went on to win the championship.

AWARD WINNERS

SEC COACH OF THE YEAR

- 1975 C.M. Newton
- 1976 C.M. Newton
- 1987 Wimp Sanderson
- 1989 Wimp Sanderson
- 2002 Mark Gottfried

ASSOCIATED PRESS

SEC Player of the Year

- 1973 Wendell Hudson
- 1978 Reggie King
- 1979 Reggie King
- 1987 Derrick McKey
- 2002 Erwin Dudley

SEC COACHES

Player of the Year

- 1987 Derrick McKey
- 2002 Erwin Dudley

UPI SEC

Player of the Year

- 1973 Wendell Hudson
- 1978 Reggie King
- 1979 Reggie King
- 1987 Derrick McKey

SEC FRESHMAN OF THE YEAR

- 2002 Mo Williams
- 2018 Collin Sexton

SEC TOURNAMENT MVP

- 1987 Derrick McKey
- 1990 Melvin Cheatum

SEC ALL-FRESHMAN TEAM

- 1988 Melvin Cheatum
- 1991 James Robinson
- 1992 Cedric Moore
- 1994 Antonio McDyess
- 2001 Gerald Wallace
- 2002 Mo Williams
- 2003 Kennedy Winston
- 2004 Jermareo Davidson
- 2005 Ronald Steele
- 2006 Alonzo Gee
- 2006 Richard Hendrix
- 2009 JaMychal Green
- 2010 Tony Mitchell
- 2011 Trevor Releford
- 2014 Shannon Hale
- 2017 Braxton Key
- 2018 Collin Sexton



SEC COACHES OF THE YEAR

C.M. NEWTON • 1975 • 1976

C.M. Newton remains the only coach in Alabama history to earn back-to-back SEC Coach of the Year honors, doing so in 1975 and 1976. In 1975, Alabama tied Kentucky for the SEC championship with a 15-3 record in league play. Newton's 1976 team was arguably one of the greatest in Alabama history, winning the SEC championship and becoming the first team other than Kentucky to capture three straight league titles. Alabama made its first NCAA Sweet 16 appearance before losing to undefeated Indiana in a classic game decided in the final seconds.



WIMP SANDERSON • 1987 • 1989

Wimp Sanderson was twice named the SEC Coach of the Year, earning the recognition in 1987 and 1989. The '87 squad was one of the best teams in program history, as the Tide won both the SEC regular season and tournament championships. Alabama finished with a 26-4 overall record and a 16-2 mark in SEC play and a Sweet 16 appearance. In 1989, Sanderson led the Tide to the SEC Tournament title and another NCAA Tournament showing. Alabama closed the year ranked No. 20 in the nation with a 23-8 overall record and a 12-6 mark in league play.



MARK GOTTFRIED • 2002

Mark Gottfried's SEC Coach of the Year award in 2002 gave Alabama a clean sweep of the major awards, as Mo Williams was named SEC Freshman of the Year and Erwin Dudley tabbed the league's Player of the Year. Gottfried led the Crimson Tide to a 27-8 overall record and a 12-4 mark in league play. Alabama earned a berth in the 2002 NCAA Tournament as it claimed the SEC regular season crown and the tournament championship. The Crimson Tide finished the season with a final ranking of No. 8 in the nation.

ACADEMIC HONORS

SEC ACADEMIC HONOR ROLL

1962 John Adcock	2003 Erwin Dudley Terrance Meade Earnest Shelton Kenny Walker
1963 J.W. Berry	2004 Antoine Pettway
1964 J.W. Berry Buster Sullivan	2006 Chuck Davis Ronald Steele
1965 Bob Andrews Bob Hickey	2007 Greg Cage John Dill
1966 Bob Hickey	2008 Greg Cage John Dill Richard Hendrix Demetrius Jemison Kyle Sellers Justin Tubbs
1967 Rich Deppe	2009 Greg Cage Justin Knox
1969 Tommy Suitts	2010 Greg Cage
1970 Jimmy Hollon	2011 Chris Hines Justin Luquire
1974 Johnny Dill Leon Douglas	2012 Carl Engstrom Charles Hankerson, Jr. Trevor Releford
1987 Mark Gottfried	2013 Carl Engstrom Retin Obasohan Levi Randolph Dakota Slaughter Andrew Steele Isiah Wilson
1990 Darby Rich	2014 Carl Engstrom Retin Obasohan Levi Randolph Dakota Slaughter Ricky Tarrant Isiah Wilson
1991 Darby Rich	2015 Retin Obasohan Levi Randolph Dakota Slaughter Jimmie Taylor
1992 Robert Horry Darby Rich	2016 Christian Clark Retin Obasohan Jimmie Taylor
1994 Wade Kaiser	2017 Jimmie Taylor
1995 Wade Kaiser	2018 Landon Fuller Avery Johnson Jr. Riley Norris
1996 Wade Kaiser Eric Washington	
1998 Jeremy Hays	
1999 Jeremy Hays	
2000 Jeremy Hays Travis Stinnett	
2001 Jim Bakken Jeremy Hays Tarik London Terrance Meade Travis Stinnett	
2002 Jim Bakken Terrance Meade Travis Stinnett	

COSIDA/CAPITAL ONE ACADEMIC ALL-AMERICANS

2015 Levi Randolph (2nd Team)

FIRST TEAM COSIDA/CAPITAL ONE ACADEMIC ALL-DISTRICT

2003 Terrance Meade
2013 Levi Randolph
2014 Levi Randolph
2015 Levi Randolph
2016 Retin Obasohan

SEC BASKETBALL SCHOLAR-ATHLETE OF THE YEAR

2009 Justin Knox
2015 Levi Randolph
2016 Retin Obasohan

SEC H. BOYD MCWHORTER MALE SCHOLAR-ATHLETE OF THE YEAR FINALIST

2003 Terrance Meade
2016 Retin Obasohan

SEC FRESHMAN ACADEMIC HONOR ROLL

2005 Ronald Steele
2007 Justin Tubbs
2008 Justin Knox
2010 Ben Eblen
2011 Carl Engstrom
Charles Hankerson Jr.
Trevor Releford
2012 Rodney Cooper
Retin Obasohan
Levi Randolph
2014 Jimmie Taylor
2015 Justin Coleman
Riley Norris
2016 Donta Hall
Dazon Ingram
2017 Braxton Key
2018 Tyler Barnes
Herbert Jones
Alex Reese
Collin Sexton
Galín Smith

CLASSROOM NOTES

- Since 2000, 51 of Alabama basketball's 52 four-year student-athletes have earned their degrees.
- Alabama has had 100 Academic All-SEC selections in its history. Of those, 74 have come in the past 17 years.
- Since the SEC began awarding freshman Academic All-SEC honors in 2005, 21 Crimson Tide players have earned the honor, including 15 in the past seven seasons.

ACADEMIC ALL-AMERICANS



LEVI RANDOLPH

6-5 / Guard / Madison, Ala.

2015 - CoSIDA/CAPITAL ONE SECOND TEAM

Levi Randolph, Alabama's first Academic All-American, was named to the CoSIDA/Capital One Second Team following the 2014-15 season. He was the first men's basketball player in Southeastern Conference history to receive the honor. Randolph was named to the All-District IV First Team earlier in his senior season, becoming the first player in program history to earn the honor in three consecutive seasons. He graduated in just three years with a marketing degree while keeping a 3.45 grade point average. Randolph enrolled in graduate school for his senior season and earned his master's degree in marketing in one year.

YEAR	G	FG-FGA	PCT	3FG-3FGA	PCT	FT-FTA	PCT	REB	AVG	PTS	AVG
2011-12	33	80-208	.385	19-71	.268	36-61	.590	130	3.94	215	6.5
2012-13	36	103-239	.431	28-82	.341	58-81	.716	151	4.19	292	8.1
2013-14	32	103-245	.420	33-95	.347	67-95	.705	123	3.84	306	9.6
2014-15	34	169-351	.481	39-112	.348	146-174	.839	174	5.12	523	15.4
Totals	135	455-1,043	.436	119-360	.331	307-411	.747	578	4.28	1,336	9.9

YEAR-BY-YEAR RESULTS

Year	Coach	W	L	Pct.	H	A	N	SEC	Pct.	SEC Finish	Final AP Rank	Postseason
1912-13	D.V. Graves	7	4	.636	5-1	2-3	—					
1913-14	D.V. Graves	6	4	.600	1-1	5-3	—					
1914-15	D.V. Graves	7	4	.636	6-0	1-4	—					
1915-16	Griff Harsh	13	4	.765	7-1	6-3	—					
1916-17	Thomas Kelly	6	8	.429	5-4	1-4	—					
1917-18	B.L. Noojin	2	5	.286	1-4	1-1	—					
1918-19	Yancey Goodall	3	3	.500	1-2-1	2-1	—					
1919-20	Bill Moore	5	7	.417	3-1	2-6	—					
1920-21	Charles Bernier	12	10	.545	12-4	0-5	0-1					
1921-22	Charles Bernier	15	4	.789	12-1	2-1	1-2					
1922-23	Charles Bernier	20	5	.800	10-0	6-4	4-1					
1923-24	Hank Crisp	12	4	.750	6-1	3-2	3-1					
1924-25	Hank Crisp	15	4	.789	7-1	8-2	0-1					
1925-26	Hank Crisp	10	11	.476	5-4	5-6	0-1					
1926-27	Hank Crisp	5	8	.385	4-3	1-5	—					
1927-28	Hank Crisp	10	10	.500	6-6	4-3	0-1					
1928-29	Hank Crisp	16	10	.615	7-0	9-9	0-1					
1929-30	Hank Crisp	20	0	1.000	12-0	4-0	4-0					
1930-31	Hank Crisp	14	6	.700	9-0	5-5	0-1					
1931-32	Hank Crisp	16	4	.800	12-0	3-3	1-1					
1932-33	Hank Crisp	14	5	.737	6-0	7-2	1-3	12-3	.800	2nd		
1933-34	Hank Crisp	16	2	.889	8-0	5-1	3-1	13-2	.867	1st		
1934-35	Hank Crisp	9	8	.529	6-2	3-5	0-1	8-7	.533	5th		
1935-36	Hank Crisp	15	9	.625	11-1	2-5	2-3	9-6	.600	6th		
1936-37	Hank Crisp	11	10	.524	7-2	3-6	1-2	7-8	.467	9th		
1937-38	Hank Crisp	4	13	.235	4-2	0-9	0-2	4-12	.250	12th		
1938-39	Hank Crisp	16	5	.762	10-2	5-2	1-1	13-4	.765	1st		
1939-40	Hank Crisp	18	5	.783	8-4	8-0	2-1	14-4	.778	1st		
1940-41	Hank Crisp	14	8	.636	9-1	3-6	2-1	11-7	.611	4th		
1941-42	Hank Crisp	18	6	.750	11-2	4-3	3-1	13-4	.765	2nd		
1942-43	Paul Burnham	10	10	.500	9-3	1-6	0-1	9-9	.500	7th		
1943-44	No team due to World War II											
1944-45	Malcolm Laney	10	5	.667	6-1	3-3	1-1	5-3	.625	6th		
1945-46	Hank Crisp	11	5	.688	6-2	4-2	1-1	8-4	.667	4th		
1946-47	Floyd Burdette	16	6	.727	9-2	6-3	1-1	13-5	.722	4th		
1947-48	Floyd Burdette	15	12	.556	11-2	1-6	3-4	8-8	.500	4th		
1948-49	Floyd Burdette	13	12	.520	6-3	5-6	2-3	9-9	.500	6th		
1949-50	Floyd Burdette	9	12	.429	6-2	3-6	0-4	8-9	.471	5th		
1950-51	Floyd Burdette	15	8	.652	9-1	4-3	2-4	10-4	.714	2nd		
1951-52	Floyd Burdette	13	9	.591	9-1	1-6	3-2	9-5	.643	2nd		
1952-53	Johnny Dee	12	9	.591	10-4	2-4	0-1	6-7	.461	5th		
1953-54	Johnny Dee	16	8	.667	7-1	5-5	4-2	10-4	.714	3rd		
1954-55	Johnny Dee	19	5	.792	8-1	5-3	6-1	11-3	.786	2nd	No. 12	
1955-56	Johnny Dee	21	3	.875	7-0	8-2	6-1	14-0	1.000	1st	No. 5	
1956-57	Eugene Lambert	15	11	.577	10-1	1-7	4-3	7-7	.500	7th		
1957-58	Eugene Lambert	17	9	.654	10-0	2-5	5-3	9-5	.643	3rd		
1958-59	Eugene Lambert	10	12	.455	9-2	1-6	0-4	6-8	.429	7th		
1959-60	Eugene Lambert	7	17	.292	7-3	0-8	0-6	4-10	.286	10th		
1960-61	Hayden Riley	7	18	.280	5-4	0-9	2-5	5-9	.357	9th		
1961-62	Hayden Riley	11	15	.423	9-4	1-7	1-4	6-8	.429	6th		
1962-63	Hayden Riley	14	11	.560	11-2	1-6	2-3	7-7	.500	7th		
1963-64	Hayden Riley	14	12	.538	9-3	4-6	1-3	7-7	.500	7th		
1964-65	Hayden Riley	17	9	.654	9-1	6-5	2-3	9-7	.563	6th		
1965-66	Hayden Riley	16	10	.615	10-2	4-4	2-4	9-7	.563	4th		
1966-67	Hayden Riley	13	13	.500	8-3	2-8	3-2	6-12	.333	8th		
1967-68	Hayden Riley	10	16	.385	8-8	0-8	2-0	3-15	.167	10th		
1968-69	C.M. Newton	4	20	.167	3-9	0-10	1-1	1-17	.056	10th		
1969-70	C.M. Newton	8	18	.308	7-6	0-11	1-1	5-13	.278	9th		
1970-71	C.M. Newton	10	16	.385	8-5	1-11	1-0	6-12	.333	8th		

RECORDS & HISTORY

YEAR-BY-YEAR RESULTS

Year	Coach	W	L	Pct.	H	A	N	SEC	Pct.	SEC Finish	Final AP Rank	Postseason
1971-72	C.M. Newton	18	8	.692	13-0	5-8	—	13-5	.722	3rd		
1972-73	C.M. Newton	22	8	.733	12-1	6-5	4-2	13-5	.722	2nd		NIT
1973-74	C.M. Newton	22	4	.846	11-1	9-2	2-1	15-3	.833	T-1st	No. 14	
1974-75	C.M. Newton	22	5	.815	11-1	10-3	1-1	15-3	.833	T-1st	No. 10	NCAA First Round
1975-76	C.M. Newton	23	5	.821	12-0	6-3	5-2	15-3	.833	1st	No. 6	NCAA Sweet 16
1976-77	C.M. Newton	25	6	.806	9-2	9-2	7-2	14-4	.778	3rd	No. 11	NIT
1977-78	C.M. Newton	17	10	.630	9-0	3-8	5-2	11-7	.611	4th		
1978-79	C.M. Newton	22	11	.677	8-2	5-6	9-3	11-7	.611	3rd		NIT
1979-80	C.M. Newton	18	12	.600	7-5	7-3	4-4	12-6	.677	3rd		NIT
1980-81	Wimp Sanderson	18	11	.621	11-2	5-7	2-2	10-8	.556	4th		NIT
1981-82	Wimp Sanderson	24	7	.774	11-1	7-5	6-1	12-6	.667	3rd	No. 13	NCAA Sweet 16
1982-83	Wimp Sanderson	20	12	.625	11-2	3-8	6-2	8-10	.444	8th		NCAA
1983-84	Wimp Sanderson	18	12	.600	13-1	2-7	3-4	10-8	.556	5th		NCAA
1984-85	Wimp Sanderson	23	10	.697	13-1	4-6	6-3	11-7	.611	3rd		NCAA Sweet 16
1985-86	Wimp Sanderson	24	9	.727	13-2	5-5	6-2	13-5	.722	2nd		NCAA Sweet 16
1986-87	Wimp Sanderson	26	4	.867	11-1	9-2	6-1	16-2	.889	1st	No. 9	
1987-88	Wimp Sanderson	14	17	.452	9-4	1-10	4-3	6-12	.333	T-8th		
1988-89	Wimp Sanderson	23	8	.742	14-0	4-6	5-2	12-6	.667	T-2nd	No. 20	NCAA
1989-90	Wimp Sanderson	26	9	.743	10-2	6-6	10-1	12-6	.667	T-2nd	No. 23	NCAA Sweet 16
1990-91	Wimp Sanderson	23	10	.697	11-1	5-7	7-2	12-6	.667	3rd	No. 19	NCAA Sweet 16
1991-92	Wimp Sanderson	26	9	.743	12-2	7-5	7-2	10-6	.625	3rd West	No. 13	NCAA
1992-93	David Hobbs	16	13	.552	10-3	3-9	3-1	7-9	.438	4th West		NIT
1993-94	David Hobbs	20	10	.677	13-1	4-6	3-3	12-4	.750	2nd West		NCAA
1994-95	David Hobbs	23	10	.697	11-4	8-4	4-2	10-6	.625	3rd West	No. 20	NCAA
1995-96	David Hobbs	19	13	.594	12-1	7-7	0-5	9-7	.563	T-2nd West		NIT
1996-97	David Hobbs	17	14	.548	9-5	3-6	5-3	6-10	.375	T-3rd West		
1997-98	David Hobbs	15	16	.484	8-5	4-6	3-5	6-10	.375	T-4th West		
1998-99	Mark Gottfried	17	15	.531	11-3	2-10	4-2	6-10	.375	T-5th West		NIT
1999-00	Mark Gottfried	13	16	.448	11-3	0-10	2-3	6-10	.600	4th West		
2000-01	Mark Gottfried	25	11	.694	17-1	2-7	6-3	8-8	.500	3rd West		NIT Semifinals
2001-02	Mark Gottfried	27	8	.771	17-0	4-4	6-4	12-4	.750	1st Overall	No. 8	NCAA
2002-03	Mark Gottfried	17	12	.586	13-2	1-8	3-2	7-9	.438	4th West		NCAA
2003-04	Mark Gottfried	20	13	.606	11-4	4-6	5-3	8-8	.500	T-2nd West	No. 17	NCAA Elite Eight
2004-05	Mark Gottfried	24	8	.750	14-1	8-4	2-3	12-4	.750	T-1st West	No. 21	NCAA
2005-06	Mark Gottfried	18	13	.581	14-4	3-7	1-2	10-6	.625	2nd West		NCAA
2006-07	Mark Gottfried	20	12	.625	14-2	2-9	4-1	7-9	.438	T-3rd West		NIT
2007-08	Mark Gottfried	17	16	.515	13-5	1-9	3-2	5-11	.313	5th West		
2008-09	Mark Gottfried/ Philip Pearson	18	14	.563	13-5	2-7	3-2	7-9	.438	T-4th West		
2009-10	Anthony Grant	17	15	.531	11-6	3-6	3-3	6-10	.375	4th West		
2010-11	Anthony Grant	25	12	.676	19-0	4-6	2-6	12-4	.750	1st West		NIT Final
2011-12	Anthony Grant	21	12	.656	13-3	4-7	4-2	9-7	.563	5th		NCAA 2nd Round
2012-13	Anthony Grant	23	13	.639	16-4	4-8	3-1	12-6	.667	T-2nd		NIT Quarterfinals
2013-14	Anthony Grant	13	19	.406	13-4	0-11	0-4	7-11	.389	10th		
2014-15	Anthony Grant	19	15	.559	14-5	4-8	1-2	8-10	.444	T-8th		NIT 2nd Round
2015-16	Avery Johnson	18	15	.545	10-5	5-8	3-3	8-10	.444	10th		NIT
2016-17	Avery Johnson	19	15	.558	10-7	5-6	4-2	10-8	.556	5th		NIT
2017-18	Avery Johnson	20	16	.556	12-5	2-8	6-3	8-10	.444	9th		NCAA 2nd Round

	Wins	Losses	Ties	Pct.	
Totals	105 Seasons	1,657	1,030	1	.616
Home		999	245	1	.802
Away		387	555		.411
Neutral		267	212		.557
SEC		783	606		.564

YEAR-BY-YEAR LEADERS

SCORING

Year	Player	Games	Pts.	Avg.
1940-41	Veo Storey, F	22	124	5.6
1941-42	Louis Adair, G	24	152	6.3
1942-43	Jim Homer, G	20	206	10.3
1944-45	Charley Teubert, F	14	183	13.1
1945-46	Carl Shaeffer, F	14	125	8.9
1946-47	Jim Homer, G	22	327	14.9
1947-48	J.F. Sharp, G	27	237	8.8
1948-49	Dickie McKenzie, G	25	221	8.8
1949-50	Bryant Ivey, F	21	189	9.0
1950-51	Paul Sullivan, C	23	335	14.6
1951-52	Paul Sullivan, C	22	401	18.2
1952-53	Jerry Harper, C	21	373	13.8
1953-54	Jerry Harper, C	24	427	17.8
1954-55	Jerry Harper, C	24	505	21.0
1955-56	Jerry Harper, C	24	556	23.2
1956-57	Jim Fulmer, C	26	557	21.4
1957-58	Jack Kubiszyn, G	25	583	23.3
1958-59	Lenny Kaplan, G	25	303	14.4
1959-60	Porter Powers, G	19	300	15.8
1960-61	Larry Pennington, F	25	430	17.2
1961-62	James Booth, F	25	279	11.2
1962-63	Bob Andrews, C	25	393	15.7
1963-64	J.W. Berry, G	26	377	14.5
1964-65	Bob Andrews, C	26	501	19.3
1965-66	Harry Hammonds, C	26	374	14.4
1966-67	Mike Nordholz, G	25	524	21.0
1967-68	Mike Nordholz, G	25	502	20.1
1968-69	Gary Elliott, G	24	441	18.4
1969-70	Jimmy Hollon, G	26	504	19.4
1970-71	Alan House, C	26	466	19.4
1971-72	Wendell Hudson, F	26	511	19.6
1972-73	Wendell Hudson, F	30	620	20.7
1973-74	Chalres Cleveland, G	26	444	17.1
1974-75	Leon Douglas, C	27	559	20.7
1975-76	Leon Douglas, C	28	557	20.6
1976-77	Reggie King, F	30	543	18.1
1977-78	Reggie King, F	27	572	21.2
1978-79	Reggie King, F	33	747	22.6
1979-80	Eddie Phillips, F	30	502	16.7
1980-81	Eddie Phillips, F	29	493	17.0
1981-82	Eddie Phillips, F	30	465	15.5
1982-83	Bobby Lee Hurt, C	32	491	15.3
1983-84	Buck Johnson, F	30	477	17.0
1984-85	Buck Johnson, F	33	529	16.0
1985-86	Buck Johnson, F	29	599	20.7
1986-87	Derrick McKey, C	33	615	18.6
1987-88	Michael Ansley, F	31	561	18.1
1988-89	Michael Ansley, F	31	630	20.3
1989-90	Melvin Cheatum, F	35	548	15.7
1990-91	James Robinson, G	33	554	16.8
1991-92	James Robinson, G	35	661	19.4
1992-93	James Robinson, G	29	598	20.6
1993-94	Jamal Faulkner, F	26	351	13.5
1994-95	Antonio McDyess, C	33	458	13.9
1995-96	Eric Washington, F	32	596	18.6
1996-97	Eric Washington, F	30	484	16.1
1997-98	Brian Williams, G	31	499	16.1
1998-99	Brian Williams, G	30	518	17.3
1999-00	Schea Cotton, G	27	418	15.5
2000-01	Rod Grizzard, G	36	611	17.0
2001-02	Erwin Dudley, F	35	531	15.2
2002-03	Mo Williams, PG	29	475	16.4
2003-04	Kennedy Winston, F	33	564	17.1
2004-05	Kennedy Winston, F	32	573	17.9
2005-06	Ronald Steele, G	31	444	14.3
	Jermareo Davidson, C	31	442	14.3
2006-07	Richard Hendrix, F	32	468	14.6
2007-08	Richard Hendrix, F	32	568	17.8
2008-09	Alonzo Gee, G	32	480	15.0
2009-10	Mikhail Torrance, G	32	500	15.6
2010-11	JaMychal Green, F	34	527	15.5
2011-12	JaMychal Green, F	26	363	14.0
2012-13	Trevor Releford, G	34	508	14.9
2013-14	Trevor Releford, G	31	574	18.5
2014-15	Levi Randolph, G	34	523	15.4
2015-16	Retin Obasohan, G	33	580	17.6
2016-17	Braxton Key, F	34	407	12.0
2017-18	Collin Sexton, G	33	632	19.2

REBOUNDING

Year	Player	Games	Reb.	Avg.
1951-52	Paul Sullivan, C	22	285	12.9
1952-53	Jerry Harper, F/C	21	358	17.0
1953-54	Jerry Harper, F/C	24	357	14.9
1954-55	Jerry Harper, F/C	24	465	19.0
1955-56	Jerry Harper, F/C	24	517	21.5
1956-57	Jim Fulmer, F/C	26	383	14.7
1957-58	Jim Fulmer, F/C	26	225	8.6
1958-59	Clyde Frederick, C	22	213	9.7
1959-60	Henry Hoskins, C	21	118	5.6
1960-61	Henry Hoskins, C	25	233	9.3
1961-62	James Booth, F	25	185	7.4
1962-63	Bob Andrews, C	25	204	8.1
1963-64	Bob Andrews, C	24	207	8.6
1964-65	Harry Hammonds, C	26	245	9.4
1965-66	Harry Hammonds, C	26	301	11.6
1966-67	Rich Deppe, C	26	214	8.2
1967-68	Tom Jones, F	26	243	9.6
1968-69	Rich Deppe, C	24	254	10.6
1969-70	Alan House, C	25	252	10.1
1970-71	Alan House, C	26	303	11.6
1971-72	Wendell Hudson, F	26	340	13.1
1972-73	Wendell Hudson, F	30	362	12.1
1973-74	Leon Douglas, C	26	257	9.9
1974-75	Leon Douglas, C	27	353	13.1
1975-76	Leon Douglas, C	28	348	12.4
1976-77	Reggie King, F	30	328	10.9
1977-78	Reggie King, F	27	359	13.3
1978-79	Reggie King, F	33	357	9.9
1979-80	Eddie Phillips, F	30	343	11.4
1980-81	Eddie Phillips, F	29	283	9.8
1981-82	Eddie Phillips, F	30	258	8.6
1982-83	Bobby Lee Hurt, C	32	285	8.9
1983-84	Bobby Lee Hurt, C	30	273	9.1
1984-85	Buck Johnson, F	33	310	9.4
1985-86	Buck Johnson, F	29	242	8.3
1986-87	Michael Ansley, F	33	259	7.8
1987-88	Michael Ansley, F	31	285	9.2
1988-89	Michael Ansley, F	31	284	9.2
1989-90	Melvin Cheatum, F	35	235	6.7
1990-91	Melvin Cheatum, F	33	262	7.7
1991-92	Robert Horry, F	35	296	8.5
1992-93	Jason Caffey, F	29	252	8.7
1993-94	Antonio McDyess, F	26	210	8.1
1994-95	Antonio McDyess, F	33	337	10.2
1995-96	Roy Rogers, C	32	299	9.3
1996-97	Eric Washington, F	30	190	6.3
	Demetrius Alexander, F	31	195	6.3
1997-98	Demetrius Alexander, F	31	256	8.3
1998-99	Jeremy Hays, C	32	270	8.4
1999-00	Erwin Dudley, F	29	234	8.1
2000-01	Erwin Dudley, F	36	361	10.0
2001-02	Erwin Dudley, F	35	313	8.9
2002-03	Erwin Dudley, F	29	276	9.5
2003-04	Chuck Davis, F	33	196	5.9
2004-05	Jermareo Davidson, C	32	252	7.0
2005-06	Jermareo Davidson, C	31	276	8.9
2006-07	Richard Hendrix, F	32	279	8.7
2007-08	Richard Hendrix, F	32	323	10.1
2008-09	JaMychal Green, F	32	242	7.6
2009-10	JaMychal Green, F	31	222	7.2
2010-11	JaMychal Green, F	34	256	7.5
2011-12	JaMychal Green, F	26	192	7.4
2012-13	Rodney Cooper, G	35	158	4.5
2013-14	Rodney Cooper, G	32	156	4.9
2014-15	Michael Kessens, F	32	165	5.2
2015-16	Riley Norris, F	33	176	5.3
2016-17	Bola Olaniyan, F	33	212	6.4
2017-18	Donta Hall, F	34	224	6.6



JaMychal Green led the Tide in rebounding four consecutive seasons (2009, 10, 11, 12) and in scoring for two seasons (2011, 12).

RECORDS & HISTORY

YEAR-BY-YEAR LEADERS

FIELD GOALS MADE

Year	Player	FG
1946-47	Carl Shaeffer	61
1947-48	Carl Shaeffer	69
1948-49	Dick McKenzie	85
1949-50	Bryant Ivey	74
1950-51	Paul Sullivan	136
1951-52	Paul Sullivan	158
1952-53	Jerry Harper	140
1953-54	Jerry Harper	169
1954-55	Jerry Harper	190
1955-56	George Linn	198
1956-57	Jim Fulmer/Jack Kubiszyn	184
1957-58	Jack Kubiszyn	202
1958-59	Leonard Kaplan	114
1959-60	Porter Powers	115
1960-61	Henry Hoskins	157
1961-62	James Booth	121
1962-63	Bob Andrews	135
1963-64	Charles Perry	128
1964-65	Bob Andrews	159
1965-66	Mike Nordholz	143
1966-67	Mike Nordholz	201
1967-68	Mike Nordholz	187
1968-69	Gary Elliot	179
1969-70	Jimmy Hollon	196
1970-71	Alan House	161
1971-72	Wendell Hudson	203
1972-73	Wendell Hudson	262
1973-74	Charles Cleveland	192
1974-75	Leon Douglas	228
1975-76	Leon Douglas	228
1976-77	Reggie King	213
1977-78	Reggie King	218
1978-79	Reggie King	289
1979-80	Ken Johnson	203
1980-81	Eddie Phillips	194
1981-82	Eddie Phillips	179
1982-83	Bobby Lee Hurt	190
1983-84	Terry Williams	194
1984-85	Buck Johnson	209
1985-86	Buck Johnson	235
1986-87	Derrick McKey	247
1987-88	Michael Ansley	218
1988-89	Michael Ansley	255
1989-90	Melvin Cheatum	215
1990-91	Melvin Cheatum	217
1991-92	James Robinson	237
1992-93	James Robinson	202
1993-94	Jason Caffey	140
1994-95	Antonio McDyess	185
1995-96	Eric Washington	200
1996-97	Eric Washington	167
1997-98	Brian Williams	163
1998-99	Brian Williams	162
1999-00	Schea Cotton	136
2000-01	Erwin Dudley	210
2001-02	Erwin Dudley	207
2002-03	Erwin Dudley	162
2003-04	Kennedy Winston	194
2004-05	Kennedy Winston	203
2005-06	Jermareo Davidson	168
2006-07	Richard Hendrix	186
2007-08	Richard Hendrix	229
2008-09	Alonzo Gee	176
2009-10	Mikhail Torrance	163
2010-11	Tony Mitchell	228
2011-12	JaMychal Green	136
2012-13	Trevor Releford	167
2013-14	Trevor Releford	187
2014-15	Levi Randolph	169
2015-16	Retin Obasohan	193
2016-17	Braxton Key	139
2017-18	Collin Sexton	196

FIELD GOAL ATTEMPTS

Year	Player	FGA
1946-47	Carl Shaeffer	306
1947-48	Carl Shaeffer	289
1948-49	Carl Shaeffer	279
1949-50	Bryant Ivey	235
1950-51	Paul Sullivan	284
1951-52	Paul Sullivan	345
1952-53	Jerry Harper	395
1953-54	Jerry Harper	419
1954-55	Georgia Linn	480
1955-56	George Linn	471
1956-57	Jim Fulmer	481
1957-58	Jack Kubiszyn	557
1958-59	Leonard Kaplan	282
1959-60	Porter Powers	312
1960-61	Henry Hoskins	377
1961-62	James Booth	337
1962-63	James Booth	305
1963-64	Charles Perry	333
1964-65	Harry Hammonds	327
1965-66	Mike Nordholz	271
1966-67	Mike Nordholz	401
1967-68	Gary Elliot	398
1968-69	Gary Elliot	464
1969-70	Jimmy Hollon	430
1970-71	Jimmy Hollon	345
1971-72	Wendell Hudson	392
1972-73	Wendell Hudson	462
1973-74	Charles Cleveland	449
1974-75	Charles Cleveland	438
1975-76	Leon Douglas	471
1976-77	Ricky Brown	459
1977-78	Reggie King	371
1978-79	Reggie King	507
1979-80	Ken Johnson	415
1980-81	Eddie Phillips	379
1981-82	Eddie Phillips	352
1982-83	Ennis Whatley	366
1983-84	Terry Williams	373
1984-85	Buck Johnson	373
1985-86	Buck Johnson	407
1986-87	Derrick McKey	425
1987-88	Michael Ansley	389
1988-89	Michael Ansley	446
1989-90	Melvin Cheatum	415
1990-91	Melvin Cheatum	450
1991-92	James Robinson	533
1992-93	James Robinson	481
1993-94	Jamal Faulkner	321
1994-95	Antonio McDyess	361
1995-96	Eric Washington	469
1996-97	Eric Washington	389
1997-98	Brian Williams	454
1998-99	Brian Williams	427
1999-00	Rod Grizzard	352
2000-01	Rod Grizzard	495
2001-02	Rod Grizzard	392
2002-03	Mo Williams	391
2003-04	Kennedy Winston	430
2004-05	Kennedy Winston	440
2005-06	Jermareo Davidson	352
2006-07	Jermareo Davidson	366
2007-08	Alonzo Gee	403
2008-09	Alonzo Gee	398
2009-10	Mikhail Torrance	347
2010-11	Tony Mitchell	437
2011-12	Trevor Releford	274
2012-13	Trevor Releford	351
2013-14	Trevor Releford	377
2014-15	Levi Randolph	351
2015-16	Retin Obasohan	410
2016-17	Braxton Key	321
2017-18	Collin Sexton	438

FIELD GOAL PERCENTAGE (minimum 2 fga/game)

Year	Player	Pct.	FG-FGA
1946-47	Hayden Riley	.500	38-of-76
1947-48	W.J. Hamner	.353	61-of-173
1948-49	Dick McKenzie	.340	85-of-250
1949-50	Bob Schneider	.381	67-of-176
1950-51	Paul Sullivan	.479	136-of-284
1951-52	Paul Sullivan	.458	158-of-345
1952-53	Bill Sexton	.369	58-of-157
1953-54	Jerry Harper	.403	169-of-419
1954-55	Dennis O'Shea	.477	85-of-178
1955-56	Dennis O'Shea	.514	112-of-218
1956-57	E.B. Hamner	.465	47-of-101
1957-58	Dan Quindazzi	.464	51-of-110
1958-59	Dan Quindazzi	.458	60-of-131
1959-60	Larry Pennington	.493	85-of-176
1960-61	Henry Hoskins	.416	157-of-377
1961-62	Gary Blagburn	.395	109-of-276
1962-63	Bob Andrews	.538	135-of-251
1963-64	Bob Andrews	.412	106-of-258
1964-65	Bob Andrews	.497	159-of-320
1965-66	Mike Nordholz	.528	143-of-271
1966-67	Mike Nordholz	.501	201-of-401
1967-68	Mike Nordholz	.477	187-of-392
1968-69	Tommy Suitts	.510	106-of-208
1969-70	Alan House	.470	133-of-283
1970-71	Alan House	.514	161-of-313
1971-72	Wendell Hudson	.518	203-of-392
1972-73	Wendell Hudson	.567	262-of-462
1973-74	Leon Douglas	.490	164-of-335
1974-75	Leon Douglas	.551	228-of-414
1975-76	Anthony Murray	.494	132-of-267
1976-77	Reggie King	.544	213-of-386
1977-78	Reggie King	.588	218-of-371
1978-79	Eddie Phillips	.602	201-of-334
1979-80	Eddie Phillips	.514	196-of-381
1980-81	Eddie Phillips	.512	194-of-379
1981-82	Bobby Lee Hurt	.618	126-of-204
1982-83	Bobby Lee Hurt	.611	190-of-311
1983-84	Bobby Lee Hurt	.664	168-of-253
1984-85	Bobby Lee Hurt	.633	162-of-256
1985-86	Derrick McKey	.636	178-of-280
1986-87	Michael Ansley	.597	145-of-243
1987-88	Michael Ansley	.564	218-of-389
1988-89	Michael Ansley	.572	255-of-446
1989-90	Melvin Cheatum	.518	215-of-415
1990-91	Melvin Cheatum	.531	77-of-145
1991-92	Andre Perry	.589	139-of-236
1992-93	Jason Caffey	.518	169-of-326
1993-94	Antonio McDyess	.564	132-of-234
1994-95	Antonio McDyess	.512	185-of-361
1995-96	Roy Rogers	.524	186-of-355
1996-97	Thalamus McGhee	.496	65-of-131
1997-98	Demetrius Alexander	.462	145-of-314
1998-99	MC Mazique	.518	118-of-228
1999-00	Erwin Dudley	.498	109-of-219
2000-01	Erwin Dudley	.529	210-of-397
2001-02	Erwin Dudley	.556	207-of-372
2002-03	Erwin Dudley	.518	162-of-313
2003-04	Chuck Davis	.514	143-of-278
2004-05	Jermareo Davidson	.577	90-of-156
2005-06	Richard Hendrix	.557	108-of-194
2006-07	Richard Hendrix	.602	186-of-309
2007-08	Richard Hendrix	.598	229-of-383
2008-09	JaMychal Green	.538	126-of-234
2009-10	JaMychal Green	.495	162-of-327
2010-11	Tony Mitchell	.522	228-of-437
2011-12	JaMychal Green	.546	136-of-249
2012-13	Nick Jacobs	.539	118-of-219
2013-14	Nick Jacobs	.520	93-of-179
2014-15	Jimmie Taylor	.602	71-of-118
2015-16	Jimmie Taylor	.571	68-of-119
2016-17	Donta Hall	.658	79-of-120
2017-18	Donta Hall	.726	151-of-208

YEAR-BY-YEAR LEADERS

3-PT FIELD GOALS MADE


Year	Player	3FG
1986-87	Mark Gottfried	81
1987-88	Alvin Lee	72
1988-89	Alvin Lee	60
1989-90	Keith Askins	51
1990-91	James Robinson	64
1991-92	James Robinson	83
1992-93	James Robinson	78
1993-94	Marvin Orange	58
1994-95	Eric Washington	69
1995-96	Eric Washington	113
1996-97	Eric Washington	75
1997-98	Brian Williams	85
1998-99	Brian Williams	68
1999-00	Terrance Meade	60
2000-01	Rod Grizzard	70
2001-02	Terrance Meade	45
2002-03	Mo Williams	57
2003-04	Earnest Shelton	77
2004-05	Earnest Shelton	91
2005-06	Jean Felix	56
2006-07	Mykal Riley	77
2007-08	Mykal Riley	103
2008-09	Senario Hillman	29
2009-10	Charvez Davis	54
2010-11	Charvez Davis	71
2011-12	Trevor Lacey	31
2012-13	Trevor Lacey	62
2013-14	Trevor Releford	72
2014-15	Rodney Cooper	49
2015-16	Arthur Edwards	71
2016-17	Riley Norris	47
2017-18	John Petty	90

3-PT FIELD GOAL ATTEMPTS

Year	Player	3FGA
1986-87	Mark Gottfried	167
1987-88	Alvin Lee	150
1988-89	Alvin Lee	129
1989-90	Keith Askins	140
1990-91	James Robinson	153
1991-92	James Robinson	232
1992-93	James Robinson	222
1993-94	Marvin Orange	135
1994-95	Eric Washington	172
1995-96	Eric Washington	279
1996-97	Eric Washington	199
1997-98	Brian Williams	248
1998-99	Brian Williams	189
1999-00	Rod Grizzard	192
2000-01	Rod Grizzard	214
2001-02	Rod Grizzard	144
2002-03	Mo Williams	180
2003-04	Earnest Shelton	220
2004-05	Earnest Shelton	229
2005-06	Jean Felix	177
2006-07	Mykal Riley	208
2007-08	Mykal Riley	238
2008-09	Senario Hillman	101
2009-10	Charvez David	133
2010-11	Charvez Davis	205
2011-12	Trevor Lacey	103
2012-13	Trevor Lacey	166
2013-14	Trevor Releford	183
2014-15	Rodney Cooper	131
2015-16	Arthur Edwards	180
2016-17	Riley Norris	141
2017-18	John Petty	242

3-PT FIELD GOAL PERCENTAGE (min. 1 3FG/G)

Year	Player	Pct.	3FG-3FGA
1986-87	James Jackson	.491	28-of-57
1987-88	Alvin Lee	.480	72-of-150
1988-89	Alvin Lee	.465	60-of-129
1989-90	Robert Horry	.427	50-of-117
1990-91	Gary Waites	.515	52-of-101
1991-92	Latrell Sprewell	.398	68-of-171
1992-93	James Robinson	.358	78-of-222
1993-94	Marvin Orange	.430	58-of-135
1994-95	Bryan Passink	.407	22-of-54
1995-96	Eric Washington	.405	113-of-279
1996-97	Brian Williams	.387	74-of-191
1997-98	Damon Bacote	.351	46-of-131
1998-99	Chris Rollins	.364	32-of-88
1999-00	Terrance Meade	.423	60-of-142
2000-01	Travis Stinnett	.442	42-of-95
2001-02	Antoine Pettway	.408	29-of-71
2002-03	Antoine Pettway	.436	34-of-78
2003-04	Emmett Thomas	.440	55-of-125
2004-05	Jean Felix	.453	34-of-75
2005-06	Ronald Steele	.412	54-of-131
2006-07	Brandon Hollinger	.429	30-of-70
2007-08	Mykal Riley	.433	103-of-238
2008-09	Anthony Brock	.449	22-of-49
2009-10	Charvez Davis	.406	54-of-133
2010-11	Charvez Davis	.346	71-of-205
2011-12	Tony Mitchell	.311	23-of-74
2012-13	Trevor Releford	.407	48-of-118
2013-14	Trevor Releford	.393	72-of-183
2014-15	Rodney Cooper	.374	49-of-131
2015-16	Arthur Edwards	.394	71-of-180
2016-17	Dazon Ingram	.429	21-of-49
2017-18	John Petty	.372	90-of-242



James Robinson was Alabama's top three-point shooter in each of his three seasons before moving on to the NBA in 1993.

RECORDS & HISTORY

YEAR-BY-YEAR LEADERS

FREE THROWS MADE

Year	Player	FT
1946-47	W.J. Hamner	42
1947-48	W.J. Hamner	60
1948-49	W.J. Hamner	62
1949-50	Bryant Ivey	41
1950-51	Paul Sullivan	63
1951-52	Paul Sullivan	85
1952-53	Jerry Harper	93
1953-54	Jerry Harper/George Linn	89
1954-55	Jerry Harper	125
1955-56	Jerry Harper	166
1956-57	Jim Fulmer	189
1957-58	Jack Kubiszyn	179
1958-59	Lloyd Johnson	100
1959-60	Larry Pennington	73
1960-61	Larry Pennington	136
1961-62	Darrell Estes	79
1962-63	Bob Andrews	123
1963-64	Bob Andrews	135
1964-65	Bob Andrews	183
1965-66	Mike Nordholz	84
1966-67	Mike Nordholz	122
1967-68	Mike Nordholz	128
1968-69	Gary Elliot	83
1969-70	Jimmy Hollon	112
1970-71	Alan House	144
1971-72	Wendell Hudson	105
1972-73	Wendell Hudson	96
1973-74	Leon Douglas	68
1974-75	Leon Douglas	103
1975-76	Leon Douglas	121
1976-77	Reggie King	117
1977-78	Reggie King	136
1978-79	Reggie King	169
1979-80	Eddie Phillips	110
1980-81	Eddie Phillips	105
1981-82	Eddie Phillips	107
1982-83	Ennis Whatley	121
1983-84	Bobby Lee Hurt	131
1984-85	Terry Coner	116
1985-86	Buck Johnson	129
1986-87	Jim Farmer	118
1987-88	Michael Ansley	125
1988-89	Michael Ansley	119
1989-90	Melvin Cheatum	118
1990-91	Melvin Cheatum	108
1991-92	Robert Horry	120
1992-93	James Robinson	116
1993-94	Jason Caffey	90
1994-95	Antonio McDyess	88
1995-96	Eric Washington	83
1996-97	Brian Williams	85
1997-98	Brian Williams	88
1998-99	Brian Williams	126
1999-00	Schea Cotton	132
2000-01	Rod Grizzard	147
2001-02	Rod Grizzard	122
2002-03	Erwin Dudley	104
2003-04	Kennedy Winston	128
2004-05	Chuck Davis	136
2005-06	Ronald Steele	124
2006-07	Jermareo Davidson	117
2007-08	Richard Hendrix	108
2008-09	Alonzo Gee	101
2009-10	Mikhail Torrance	135
2010-11	JaMychal Green	146
2011-12	Trevor Releford	98
2012-13	Trevor Releford	126
2013-14	Trevor Releford	128
2014-15	Levi Randolph	146
2015-16	Retin Obasohan	146
2016-17	Dazon Ingram	103
2017-18	Collin Sexton	196

FREE THROW ATTEMPTS

Year	Player	FTA
1946-47	W.J. Hamner	66
1947-48	W.J. Hamner	97
1948-49	W.J. Hamner	84
1949-50	Bryant Ivey	59
1950-51	Bryant Ivey/Paul Sullivan	94
1951-52	Paul Sullivan	127
1952-53	Jerry Harper	167
1953-54	Jerry Harper	161
1954-55	Jerry Harper	213
1955-56	Jerry Harper	243
1956-57	Jim Fulmer	263
1957-58	Jack Kubiszyn	233
1958-59	Lloyd Johnson	124
1959-60	Henry Hoskins	105
1960-61	Larry Pennington	175
1961-62	Darrell Estes	103
1962-63	Bob Andrews	158
1963-64	Bob Andrews	189
1964-65	Bob Andrews	234
1965-66	Mike Nordholz	138
1966-67	Mike Nordholz	193
1967-68	Mike Nordholz	190
1968-69	Gary Elliot	98
1969-70	Jimmy Hollon	142
1970-71	Alan House	186
1971-72	Wendell Hudson	197
1972-73	Wendell Hudson	182
1973-74	Leon Douglas	113
1974-75	Leon Douglas	165
1975-76	Leon Douglas	204
1976-77	Reggie King	179
1977-78	Reggie King	207
1978-79	Reggie King	236
1979-80	Eddie Phillips	182
1980-81	Eddie Phillips	181
1981-82	Eddie Phillips	138
1982-83	Bobby Lee Hurt	160
1983-84	Bobby Lee Hurt	182
1984-85	Buck Johnson	156
1985-86	Buck Johnson	155
1986-87	Jim Farmer	133
1987-88	Michael Ansley	171
1988-89	Michael Ansley	155
1989-90	Melvin Cheatum	157
1990-91	Melvin Cheatum	151
1991-92	Robert Horry	165
1992-93	James Robinson	170
1993-94	Jason Caffey	143
1994-95	Jason Caffey	145
1995-96	Eric Washington	105
1996-97	Brian Williams	108
1997-98	Brian Williams	108
1998-99	Brian Williams	147
1999-00	Schea Cotton	184
2000-01	Rod Grizzard	181
2001-02	Erwin Dudley	171
2002-03	Erwin Dudley	145
2003-04	Kennedy Winston	177
2004-05	Chuck Davis	173
2005-06	Jermareo Davidson	142
2006-07	Richard Hendrix/ Jermareo Davidson	151
2007-08	Richard Hendrix	201
2008-09	Alonzo Gee	161
2009-10	JaMychal Green	164
2010-11	JaMychal Green	198
2011-12	JaMychal Green	129
2012-13	Trevor Releford	153
2013-14	Retin Obasohan	156
2014-15	Levi Randolph	174
2015-16	Retin Obasohan	209
2016-17	Dazon Ingram	156
2017-18	Collin Sexton	252

FREE THROW PERCENTAGE (minimum 2 fta/game)

Year	Player	Pct.	FT-FTA
1946-47	J.F. Sharp	.714	30-of-42
1947-48	W.J. Hamner	.619	60-of-97
1948-49	W.J. Hamner	.738	62-of-84
1949-50	Bryant Ivey	.695	41-of-59
1950-51	Sammy Moore	.802	61-of-76
1951-52	Sammy Moore	.696	55-of-79
1952-53	Jim Grant	.687	57-of-83
1953-54	Dennis O'Shea	.688	55-of-80
1954-55	George Linn	.758	113-of-149
1955-56	George Linn	.801	137-of-171
1956-57	Dale Shuman	.822	88-of-107
1957-58	Jack Kubiszyn	.768	179-of-233
1958-59	Lloyd Johnson	.806	100-of-124
1959-60	Porter Powers	.780	70-of-91
1960-61	Larry Pennington	.777	136-of-175
1961-62	Hinton Butler	.811	60-of-74
1962-63	J.W. Berry	.847	77-of-91
1963-64	Charles Perry	.863	87-of-101
1964-65	Bob Andrews	.779	183-of-234
1965-66	Guy Lee Turner	.769	80-of-104
1966-67	Gary Elliot	.768	53-of-69
1967-68	Gary Elliot	.796	78-of-98
1968-69	Gary Elliot	.847	83-of-98
1969-70	Bobby Lynch	.814	70-of-86
1970-71	Bobby Lynch	.806	75-of-93
1971-72	Paul Ellis	.837	77-of-92
1972-73	Paul Ellis	.767	46-of-60
1973-74	Ricky Brown	.767	69-of-90
1974-75	Charles Cleveland	.773	58-of-75
1975-76	Ricky Brown	.717	86-of-120
1976-77	Robert Scott	.796	78-of-98
1977-78	Robert Scott	.696	55-of-79
1978-79	Robert Scott	.719	100-of-139
1979-80	Robert Scott	.708	92-of-130
1980-81	Mike Davis	.789	75-of-95
1981-82	Eddie Phillips	.775	107-of-138
1982-83	Ennis Whatley	.771	121-of-157
1983-84	Eric Richardson	.814	57-of-70
1984-85	Terry Coner	.773	116-of-150
1985-86	Buck Johnson	.832	129-of-155
1986-87	Jim Farmer	.887	118-of-133
1987-88	Alvin Lee	.841	74-of-88
1988-89	Alvin Lee	.779	60-of-77
1989-90	Robert Horry	.760	79-of-104
1990-91	Robert Horry	.804	82-of-102
1991-92	Latrell Sprewell	.771	101-of-131
1992-93	Cedric Moore	.764	84-of-110
1993-94	Marvin Orange	.742	49-of-66
1994-95	Jamal Faulkner	.688	55-of-88
1995-96	Brian Williams	.802	73-of-91
1996-97	Demetrius Alexander	.800	84-of-105
1997-98	Brian Williams	.815	88-of-108
1998-99	Brian Williams	.857	126-of-147
1999-00	Terrance Martin	.763	53-of-74
2000-01	Rod Grizzard	.812	147-of-181
2001-02	Mo Williams	.857	84-of-98
2002-03	Mo Williams	.838	98-of-117
2003-04	Earnest Shelton	.824	122-of-148
2004-05	Ronald Steele	.813	52-of-64
2005-06	Ronald Steele	.892	124-of-139
2006-07	Mykal Riley	.797	51-of-64
2007-08	Mykal Riley	.750	54-of-72
2008-09	Mikhail Torrance	.884	76-of-86
2009-10	Mikhail Torrance	.865	135-of-156
2010-11	Trevor Releford	.752	85-of-113
2011-12	Trevor Releford	.817	98-of-120
2012-13	Trevor Releford	.824	124-of-153
2013-14	Trevor Releford	.848	128-of-151
2014-15	Levi Randolph	.839	146-of-174
2015-16	Justin Coleman	.890	73-of-82
2016-17	Shannon Hale	.705	31-of-44
2017-18	Collin Sexton	.778	196-of-252

RECORDS & HISTORY

YEAR-BY-YEAR LEADERS

ASSISTS

Year	Player	Assists
1968-69	Gary Elliott	67
1969-70	Bobby Lynch	78
1970-71	Bobby Lynch	123
1971-72	Ray Odums	144
1972-73	Ray Odums	177
1973-74	Ray Odums	107
1974-75	Charles Cleveland	104
1975-76	Anthony Murray	142
1976-77	Anthony Murray	102
1977-78	Anthony Murray	127
1978-79	Robert Scott	191
1979-80	Robert Scott	125
1980-81	Eric Richardson	87
1981-82	Ennis Whatley	178
1982-83	Ennis Whatley	220
1983-84	Eric Richardson	186
1984-85	Terry Coner	184
1985-86	Terry Coner	241
1986-87	Terry Coner	173
1987-88	Craig Dudley	99
1988-89	Gary Waites	191
1989-90	Gary Waites	168
1990-91	Gary Waites	176
1991-92	Robert Horry	80
1992-93	James Robinson	68
1993-94	Artie Griffin	90
1994-95	Marvin Orange	139
1995-96	Marco Whitfield	88
1996-97	Brian Williams	120
1997-98	Chauncey Jones	109
1998-99	Chauncey Jones	98
1999-00	Tarik London	142
2000-01	Rod Grizzard	75
2001-02	Mo Williams	159
2002-03	Mo Williams	112
2003-04	Antoine Pettway	114
2004-05	Ronald Steele	160
2005-06	Ronald Steele	132
2006-07	Ronald Steele	105
2007-08	Brandon Hollinger	103
2008-09	Senario Hillman	67
2009-10	Mikhail Torrance	162
2010-11	Trevor Releford	125
2011-12	Trevor Releford	88
2012-13	Trevor Lacey	115
2013-14	Trevor Releford	97
2014-15	Levi Randolph	84
2015-16	Justin Coleman	110
2016-17	Dazon Ingram	113
2017-18	Collin Sexton	119

BLOCKS

Year	Player	Blocks
1973-74	Leon Douglas	78
1974-75	Leon Douglas	80
1975-76	Leon Douglas	77
1976-77	Ricky Brown	39
1977-78	Reginald King	28
1978-79	Reginald King	34
1979-80	Eddie Phillips	32
1980-81	Phillip Lockett	35
1981-82	Bobby Lee Hurt	45
1982-83	Bobby Lee Hurt	50
1983-84	Bobby Lee Hurt	41
1984-85	Bobby Lee Hurt	51
1985-86	Derrick McKey	76
1986-87	Derrick McKey	75
1987-88	Melvin Cheatum	32
1988-89	Robert Horry	37
1989-90	Robert Horry	51
1990-91	Robert Horry	77
1991-92	Robert Horry	121
1992-93	Cedric Moore	32
1993-94	Antonio McDyess	39
1994-95	Roy Rogers	68
1995-96	Roy Rogers	156
1996-97	Jeremy Hays	31
1997-98	Jeremy Hays	56
1998-99	Jeremy Hays	43
1999-00	Rod Grizzard	37
2000-01	Rod Grizzard	38
2001-02	Kenny Walker	39
2002-03	Kenny Walker	51
2003-04	Jermareo Davidson	46
2004-05	Chuck Davis	62
2005-06	Jermareo Davidson	58
2006-07	Jermareo Davidson	70
2007-08	Richard Hendrix	63
2008-09	JaMychal Green	51
2009-10	JaMychal Green	52
2010-11	JaMychal Green	70
2011-12	JaMychal Green	39
2012-13	Moussa Gueye	52
2013-14	Jimmie Taylor	40
2014-15	Jimmie Taylor	59
2015-16	Jimmie Taylor	59
2016-17	Donta Hall	48
2017-18	Donta Hall	68

STEALS

Year	Player	Steals
1975-76	T.R. Dunn	51
1976-77	Not Available	
1977-78	Anthony Murray	79
1978-79	Robert Scott	50
1979-80	Robert Scott	37
1980-81	Mike Davis	49
1981-82	Mike Davis	44
1982-83	Ennis Whatley	61
1983-84	Eric Richardson	55
1984-85	Terry Coner	71
1985-86	Terry Coner	53
1986-87	Derrick McKey	45
1987-88	Craig Dudley	46
1988-89	Gary Waites	35
1989-90	Robert Horry	54
1990-91	Melvin Cheatum/Robert Horry	38
1991-92	Latrell Sprewell	63
1992-93	James Robinson	47
1993-94	Artie Griffin/Walter Pitts	34
1994-95	Artie Griffin	39
1995-96	Eric Washington	54
1996-97	Eric Washington	46
1997-98	Chauncey Jones	40
1998-99	Chris Rollins	43
1999-00	Terrance "Doc" Martin	36
2000-01	Gerald Wallace	42
2001-02	Mo Williams	60
2002-03	Mo Williams	36
2003-04	Antoine Pettway	67
2004-05	Ronald Steele	36
2005-06	Ronald Steele	45
2006-07	Mykal Riley	42
2007-08	Mykal Riley	54
2008-09	Senario Hillman	57
2009-10	Anthony Brock/Senario Hillman	48
2010-11	Trevor Releford	60
2011-12	Trevor Releford	64
2012-13	Trevor Releford	70
2013-14	Trevor Releford	69
2014-15	Levi Randolph	50
2015-16	Retin Obasohan	45
2016-17	Dazon Ingram	30
2017-18	Herbert Jones	44



Jimmie Taylor led Alabama in blocks for three consecutive seasons and finished his career with 205 swats which ranks sixth in program history.

RECORDS & HISTORY

ALL-TIME RESULTS

1912-13

Coach: D.V. Graves
7-4 • (5-1 Home, 2-3 Road)

Date	Opponent	AP Rank	W/L	UA	Opp
	at Bessemer Ath. Club	-/-	L	20	22
	Bessemer Athletic Club	-/-	L	20	26
Feb. 6	at Mississippi State	-/-	L	21	26
Feb. 7	at Mississippi State	-/-	L	16	21
	Mississippi College	-/-	W	51	11
	Mississippi College	-/-	W	33	13
	Montgomery YMCA	-/-	W	27	20
	Owenton	-/-	W	34	17
	at Southern	-/-	W	46	18
	at Selma YMCA	-/-	W	56	30
	Maryville	-/-	W	45	12

1913-14

Coach: D.V. Graves
6-4 • (1-1 Home, 5-3 Road)

Date	Opponent	AP Rank	W/L	UA	Opp
	Birmingham College	-/-	W	46	17
	Bessemer Athletic Club	-/-	L	24	26
	at Birmingham Ath. Club	-/-	L	19	43
	at Chattanooga	-/-	W	33	23
	at Maryville	-/-	W	38	16
Feb. 6	at Tennessee	-/-	L	13	49
Feb. 7	at Tennessee	-/-	L	21	22
	at Bessemer Ath. Club	-/-	W	31	25
Feb. 13	at Mississippi State	-/-	W	42	31
Feb. 14	at Mississippi State	-/-	W	42	26

1914-15

Coach: D.V. Graves
7-4 • (6-0 Home, 1-4 Road)

Date	Opponent	AP Rank	W/L	UA	Opp
	Southern	-/-	W	54	10
	Southern	-/-	W	43	22
	at Selma YMCA	-/-	W	49	25
	Mississippi College	-/-	W	38	18
	Mississippi College	-/-	W	39	13
Feb. 5	at Mississippi State	-/-	L	28	35
Feb. 6	at Mississippi State	-/-	L	21	33
Feb. 19	Mississippi State	-/-	W	28	25
Feb. 20	Mississippi State	-/-	W	31	21
	at Mobile YMCA	-/-	L	27	48
	at Birmingham Ath. Club	-/-	L	27	32

1915-16

Coach: Griff Harsh
13-4 • (7-1 Home, 6-3 Road)

Date	Opponent	AP Rank	W/L	UA	Opp
Jan. 13	at Tulane	-/-	W	34	33
	at LSU	-/-	W	44	26
	at LSU	-/-	W	39	25
	Cumberland	-/-	W	43	14
	Cumberland	-/-	W	57	15
Feb. 4	Mississippi State	-/-	W	26	12
Feb. 5	Mississippi State	-/-	W	32	22
	LSU	-/-	L	18	25
	Birmingham Ath. Club	-/-	W	32	27
	Southern	-/-	W	40	23
	at Birmingham Ath. Club	-/-	W	52	16
Feb. 18	at Mississippi State	-/-	L	21	28
Feb. 19	at Mississippi State	-/-	L	23	37
	at Birmingham Ath. Club	-/-	L	34	39
	vs. Southern ^	-/-	W	42	33
	at Selma YMCA	-/-	W	54	32
	Birmingham YMCA	-/-	W	32	27

^ Selma, Ala.

1916-17

Coach: Thomas Kelly
6-8 • (5-4 Home, 1-4 Road)

Date	Opponent	AP Rank	W/L	UA	Opp
	Howard	-/-	W	26	9
	at Mobile YMCA	-/-	W	20	18
Feb. 1	at Tulane	-/-	L	21	42

Feb. 2	at Tulane	-/-	L	20	41
	at LSU	-/-	L	7	30
	Alabama Presbyterian	-/-	W	49	10
	Birmingham Ath. Club	-/-	W	26	5
	LSU	-/-	L	9	38
	at Birmingham YMCA	-/-	L	21	45
	Birmingham College	-/-	L	20	21
	Birmingham Ath. Club	-/-	L	17	38
	Southern	-/-	W	22	9
	Mobile YMCA	-/-	W	38	17
	Birmingham YMCA	-/-	L	17	18

1917-18

Coach: B.L. Noojin
2-5 • (1-4 Home, 1-1 Road)

Date	Opponent	AP Rank	W/L	UA	Opp
	at Birmingham Ath. Club	-/-	L	9	27
Feb. 9	LSU	-/-	L	25	28
	at Birmingham College	-/-	W	28	8
	Birmingham YMCA	-/-	L	16	35
Feb. 17	Tulane	-/-	L	9	31
	Marion Institute	-/-	W	25	16
	Birmingham Ath. Club	-/-	L	19	25

1918-19

Coach: Yancy Goodall
3-3-1 • (1-2-1 Home, 2-1 Road)

Date	Opponent	AP Rank	W/L	UA	Opp
	Howard	-/-	L	5	17
	Montgomery YMCA	-/-	W	38	17
	Birmingham-Southern	-/-	T ^{OT} ^	24	24
	at Howard	-/-	L	16	18
	at Birmingham-Southern	-/-	W	27	14
	Birmingham Ath. Club	-/-	L	19	33
	at Birmingham Ath. Club	-/-	W	22	21

^ BSC refused to play a second overtime

1919-20

Coach: Bill Moore
5-7 • (3-2 Home, 2-5 Road)

Date	Opponent	AP Rank	W/L	UA	Opp
	Howard	-/-	W	29	17
	at Birmingham Ath. Club	-/-	L	13	25
	at Howard	-/-	W	26	23
Feb. 9	LSU	-/-	L	11	30
	Birmingham-Southern	-/-	W	54	26
	Birmingham Ath. Club	-/-	L	15	24
Feb. 19	at Mississippi State	-/-	L	10	23
Feb. 20	Tulane	-/-	W	17	11
Feb. 23	at LSU	-/-	L	24	36
Feb. 24	at Tulane	-/-	L	22	27
	at Mobile YMCA	-/-	W	42	21
	at Montgomery YMCA	-/-	L	19	33

1920-21

Coach: Charles Bernier
12-10 • (12-4 Home, 0-5 Road, 0-1 Neutral)

Date	Opponent	AP Rank	W/L	UA	Opp
	Montgomery YMCA	-/-	W	32	18
	Birmingham-Southern	-/-	W	33	10
	Howard	-/-	W	22	12
	Howard	-/-	W	35	9
Jan. 19	Ole Miss	-/-	L	18	22
Jan. 20	Ole Miss	-/-	W	21	17
	Birmingham Ath. Club	-/-	W	17	12
	Mississippi College	-/-	W	35	18
	Mississippi College	-/-	W	33	17
Feb. 7	Tulane	-/-	L	22	42
Feb. 8	Tulane	-/-	W	27	23
Feb. 9	at Mississippi State	-/-	L	18	25
Feb. 10	at Mississippi State	-/-	L	15	26
Feb. 11	at Ole Miss	-/-	L	18	31
Feb. 12	at Ole Miss	-/-	L	13	28
Feb. 17	Mississippi State	-/-	L	16	23
Feb. 18	Mississippi State	-/-	L	13	35
	Spring Hill College	-/-	W	26	25
	at B'ham Ath. Club	-/-	L	17	37
	Birmingham-Southern	-/-	W	36	10

	Naval Training Station	-/-	W	24	21
Feb. 26	vs. Georgia Tech ^	-/-	L	22	31

^ SIAA Tournament (Atlanta)

1921-22

Coach: Charles Bernier
15-4 • (12-1 Home, 2-1 Road, 1-2 Neutral)

Date	Opponent	AP Rank	W/L	UA	Opp
	Montgomery YMCA	-/-	W	50	13
	Birmingham YMCA	-/-	W	37	14
	Birmingham YMCA	-/-	W	32	17
Jan. 14	Georgia Tech	-/-	W	49	20
	Howard	-/-	W	37	28
	Howard	-/-	W	26	13
	Mississippi College	-/-	W	35	13
Jan. 27	Mississippi State	-/-	W	43	10
Jan. 28	Mississippi State	-/-	W	30	11
Feb. 4	Georgia Tech	-/-	L	29	36
Feb. 6	at Georgia	-/-	W	20	17
	at Atlanta Athletic Club	-/-	L	22	28
Feb. 11	Tulane	-/-	W	26	20
	Tulane	-/-	W	25	22
	Birmingham Ath. Club	-/-	W	30	17
	Trinity College (NC)	-/-	W	28	16
Feb. 27	vs. Tennessee ^	-/-	W	29	25
Feb. 27	vs. North Carolina ^	-/-	L	11	20
Feb. 27	vs. Georgia Tech ^	-/-	L	25	33

^ SIAA Tournament (Atlanta)

1922-23

Coach: Charles Bernier
20-5 • (10-0 Home, 6-4 Road, 4-1 Neutral)

Date	Opponent	AP Rank	W/L	UA	Opp
	Selma	-/-	W	65	12
	vs. McGowin-Lyons *	-/-	W	32	31
	vs. McGowin-Lyons *	-/-	W	48	27
	at Fairhope Ath. Club	-/-	W	47	12
	at New Orleans	-/-	W	38	24
	at Meridian YMCA	-/-	W	40	15
	Birmingham Ath. Club	-/-	W	25	22
	at Centre	-/-	W	29	17
Jan. 25	at Kentucky	-/-	W	45	35
	at Atlanta Athletic Club	-/-	W	37	34
	Dallas YMCA	-/-	W	70	14
	Dallas YMCA	-/-	W	50	14
	Mississippi College	-/-	W	30	21
	Mississippi College	-/-	W	39	24
Feb. 7	Ole Miss	-/-	W	33	22
Feb. 9	at Georgia Tech	-/-	L	35	39
	Carson-Newman	-/-	W	30	26
	at B'ham Ath. Club	-/-	L	20	28
Feb. 17	Georgia Tech	-/-	W	28	27
	Spring Hill	-/-	W	23	16
Feb. 23	at Ole Miss	-/-	L	17	28
Feb. 24	at Mississippi State	-/-	L	31	47
	vs. Wofford College ^	-/-	W	44	25
Feb. 28	vs. South Carolina ^	-/-	W	49	24
	vs. Mercer ^	-/-	L	23	28

* Mobile, Ala.

^ SIAA Tournament (Atlanta)

1923-24

Coach: Hank Crisp
12-4 • (6-1 Home, 3-2 Road, 3-1 Neutral)

Date	Opponent	AP Rank	W/L	UA	Opp
	Montgomery YMCA	-/-	W	25	18
Jan. 7	Mississippi State	-/-	L	23	29
	at Atlanta Athletic Club	-/-	L	24	34
Jan. 26	at Georgia Tech	-/-	W	33	28
	Birmingham Ath. Club	-/-	W	43	20
	at Vanderbilt	-/-	W ^{OT}	26	25
	at Chattanooga	-/-	L	27	31
	Trinity College	-/-	W	45	25
Feb. 12	LSU	-/-	W	44	8
Feb. 15	Georgia Tech	-/-	W	31	24
Feb. 19	at Mississippi State	-/-	W	45	28
	Atlanta Athletic Club	-/-	W	41	29
Feb. 29	vs. Ole Miss ^	-/-	W	44	42

ALL-TIME RESULTS

March 1	vs. Auburn ^	-/-	W	40	19
	vs. Georgia ^	-/-	W	37	20
March 4	vs. North Carolina	-/-	L	18	25

^ Southern Conference Tournament (Atlanta)

1924-25

Coach: Hank Crisp

15-4 • (7-1 Home, 8-2 Road, 0-1 Neutral)

Date	Opponent	AP Rank	W/L	UA	Opp
	Baylor	-/-	W	34	21
	Birmingham-Southern	-/-	W	34	14
	Mississippi College	-/-	L	17	25
	Mississippi College	-/-	W	33	26
	at Birmingham-Southern	-/-	W	31	19
	at Birmingham Ath. Club	-/-	W	29	23
	at Loyola-New Orleans	-/-	W	25	6
	at Tulane	-/-	L	29	41
	at Tulane	-/-	L	21	30
	at Mobile YMCA	-/-	W	36	21
Jan. 31	Mississippi State	-/-	W	36	28
Feb. 5	Kentucky	-/-	W	24	15
	Vanderbilt	-/-	W	29	24
	Birmingham Ath. Club	-/-	W	36	16
Feb. 14	at Mississippi State	-/-	W	33	26
	at Chattanooga	-/-	W	29	22
	at Maryville College	-/-	W	31	22
Feb. 21	at Tennessee	-/-	W	26	14
Feb. 26	vs. Maryland ^	-/-	L	21	27

^ Southern Conference Tournament (Atlanta)

1925-26

Coach: Hank Crisp

10-11 • (5-4 Home, 5-6 Road, 0-1 Neutral)

Date	Opponent	AP Rank	W/L	UA	Opp
	at Loraine	-/-	L	21	31
	at Akron	-/-	L	16	33
	at Zanesville	-/-	L	20	35
	at Ashland College	-/-	W	37	30
	at Ohio Wesleyan	-/-	L	30	37
	at Wittenberg	-/-	W	22	21
	Birmingham-Southern	-/-	W	18	12
Jan. 25	LSU	-/-	W	26	15
Jan. 26	LSU	-/-	L	20	28
	at Vanderbilt	-/-	W	23	19
Feb. 1	at Kentucky	-/-	L	16	27
Feb. 2	at Tennessee	-/-	W	42	21
Feb. 5	Ole Miss	-/-	L	22	32
Feb. 6	Ole Miss	-/-	L	25	35
	at Birmingham Ath. Club	-/-	W	25	24
Feb. 11	Tulane	-/-	W	26	20
Feb. 12	Tulane	-/-	W	27	20
	Sewanee	-/-	W	33	24
Feb. 22	at Mississippi State	-/-	L	21	34
Feb. 24	Mississippi State	-/-	L	27	28
Feb. 26	vs. Georgia Tech ^	-/-	L	27	30

^ Southern Conference Tournament (Atlanta)

1926-27

Coach: Hank Crisp

5-8 • (4-3 Home, 1-5 Road)

Date	Opponent	AP Rank	W/L	UA	Opp
	Montgomery YMCA	-/-	W	32	20
	Birmingham-Southern	-/-	L	20	27
Jan. 17	Florida	-/-	W	49	43
Jan. 31	at Ole Miss	-/-	L	21	29
Feb. 1	at Ole Miss	-/-	L	32	33
Feb. 4	at Georgia Tech	-/-	L	15	50
	Birmingham-Southern	-/-	L	22	26
	Birmingham Ath. Club	-/-	L	19	28
	Sewanee	-/-	W	27	9
Feb. 14	at Tulane	-/-	W	33	25
Feb. 15	at Tulane	-/-	L	32	34
Feb. 16	at Mississippi State	-/-	L	24	40
Feb. 18	Mississippi State	-/-	W	22	11

1927-28

Coach: Hank Crisp

10-10 • (6-6 Home, 4-3 Road, 0-1 Neutral)

Date	Opponent	AP Rank	W/L	UA	Opp
	Birmingham YMCA	-/-	W	25	24
	Birmingham Boys Club	-/-	L	17	31
Jan. 5	Tulane	-/-	L	36	37
	Olsen's Swedes	-/-	L	30	56
	Birmingham-Southern	-/-	W	44	31
	Olsen's Nordics	-/-	L	30	56
	at Chattanooga	-/-	W	40	30
Jan. 24	at Tennessee	-/-	W	45	22
	at Virginia Tech	-/-	L	26	39
	at VMI	-/-	L	18	29
	at Washington & Lee	-/-	W	38	37
	Montgomery YMCA	-/-	W ^{OT}	48	25
	Birmingham-Southern	-/-	W	31	26
Feb. 12	Mississippi State	-/-	W	29	28
Feb. 13	at Mississippi State	-/-	L	21	26
	Georgetown (Ky.)	-/-	L	31	39
	at Georgia Tech	-/-	W	30	21
Feb. 18	Florida	-/-	W	36	31
Feb. 20	Florida	-/-	L	21	29
Feb. 24	vs. Virginia ^	-/-	L	28	42

^ Southern Conference Tournament (Atlanta)

1928-29

Coach: Hank Crisp

16-10 • (7-0 Home, 9-9 Road, 0-1 Neutral)

Date	Opponent	AP Rank	W/L	UA	Opp
	at Alabama City	-/-	W	31	29
	at Birmingham YMCA	-/-	L	9	22
	at Bessemer YMCA	-/-	W	33	21
	at Birmingham Ath. Club	-/-	W	31	26
	at Laurel	-/-	W	39	31
	at Fairhope	-/-	W	45	30
	at Mobile	-/-	L	25	28
	at Mobile	-/-	L	18	31
Jan. 4	at Tulane	-/-	W	25	22
Jan. 5	at Tulane	-/-	L	23	25
	at Sewanee	-/-	W	46	22
	at Chattanooga	-/-	W	26	25
	at Kentucky	-/-	W	27	26
	at Tennessee	-/-	L	23	30
	LSU	-/-	W	36	18
	LSU	-/-	W	37	28
Jan. 27	Ole Miss	-/-	W	39	24
Jan. 28	Ole Miss	-/-	W	41	28
Feb. 9	at Georgia Tech	-/-	L	21	37
Feb. 11	at Florida	-/-	L	20	21
Feb. 12	at Florida	-/-	L	23	34
Feb. 15	Florida	-/-	W	47	33
Feb. 16	Florida	-/-	W	58	28
Feb. 23	Mississippi State	-/-	W	30	28
Feb. 25	at Mississippi State	-/-	L	21	22
	vs. Duke ^	-/-	L	32	38

^ Southern Conference Tournament (Atlanta)

1929-30

Coach: Hank Crisp

20-0 • (12-0 Home, 4-0 Road, 4-0 Neutral)

Date	Opponent	AP Rank	W/L	UA	Opp
	Birmingham YMCA	-/-	W	30	13
	Birmingham Boys Club	-/-	W	38	9
	at Birmingham YMCA	-/-	W	30	22
	Cramton Lumber Co.	-/-	W	39	20
Jan. 3	Tulane	-/-	W	34	16
Jan. 4	Tulane	-/-	W	24	15
	at Vanderbilt	-/-	W	36	18
	Howard	-/-	W	37	12
Feb. 3	LSU	-/-	W	37	20
Feb. 4	LSU	-/-	W	32	28
	at Ole Miss	-/-	W	31	21
	at Ole Miss	-/-	W	30	26
Feb. 7	Tennessee	-/-	W	29	14
Feb. 12	Georgia Tech	-/-	W	36	28
	Sewanee	-/-	W	40	17
Feb. 21	Mississippi State	-/-	W	26	22
Feb. 28	vs. Clemson ^	-/-	W	31	22

March 1	vs. Georgia ^	-/-	W	29	26
March 3	vs. Tennessee ^	-/-	W	32	22
March 4	vs. Duke ^	-/-	W	31	24

^ Southern Conference Tournament (Atlanta)

1930-31

Coach: Hank Crisp

14-6 • (9-0 Home, 5-5 Road, 0-1 Neutral)

Date	Opponent	AP Rank	W/L	UA	Opp
	at Butler	-/-	L	20	23
Dec. 31	at Northwestern	-/-	L	10	32
	at Wittenberg	-/-	L	25	42
Jan. 5	South Carolina	-/-	W	45	11
	N.C. State	-/-	W	23	17
	N.C. State	-/-	W	22	15
Jan. 22	at LSU	-/-	W	40	26
Jan. 23	at LSU	-/-	W	37	28
Jan. 24	at Tulane	-/-	W	45	29
	at Tulane	-/-	W	50	25
	Birmingham YMCA	-/-	W	30	12
	at Sewanee	-/-	W	31	25
Feb. 7	at Tennessee	-/-	L	24	26
	Vanderbilt	-/-	W	36	29
	at Georgia Tech	-/-	L	19	23
Feb. 20	Ole Miss	-/-	W	27	25
Feb. 21	Ole Miss	-/-	W	30	21
Feb. 27	vs. Tennessee ^	-/-	L	20	26
	Birmingham Boys Club	-/-	W	45	15
	Birmingham YMCA	-/-	W	39	24

^ Southern Conference Tournament (Atlanta)

1931-32

Coach: Hank Crisp

16-4 • (12-0 Home, 3-3 Road, 1-1 Neutral)

Date	Opponent	AP Rank	W/L	UA	Opp
	Birmingham Boys Club	-/-	W	24	12
	Howard	-/-	W	39	22
Jan. 8	Tulane	-/-	W	15	10
Jan. 9	Tulane	-/-	W	38	16
Jan. 15	Florida	-/-	W	32	19
Jan. 16	Florida	-/-	W	28	11
Jan. 22	LSU	-/-	W	34	25
Jan. 23	LSU	-/-	W	37	25
	Tennessee	-/-	W	24	19
Feb. 3	vs. Georgia Tech *	-/-	W	34	19
	at Vanderbilt	-/-	L	32	39
Feb. 6	at Tennessee	-/-	W	25	21
Feb. 8	at Kentucky	-/-	L	22	50
	Chattanooga	-/-	W	32	19
	Sewanee	-/-	W	43	15
Feb. 15	at Ole Miss	-/-	W	23	21
Feb. 16	at Ole Miss	-/-	L	30	33
Feb. 22	at Mississippi State	-/-	W	26	25
	Mississippi State	-/-	W	30	23
Feb. 26	vs. Virginia ^	-/-	L	16	20

* Birmingham, Ala.

^ Southern Conference Tournament (Atlanta)

1932-33

Coach: Hank Crisp

14-5 (12-3 SEC) • (6-0 Home, 7-2 Road, 1-3 Neutral)

Date	Opponent	AP Rank	W/L	UA	Opp
Jan. 2	Tennessee *	-/-	W	43	15
Jan. 4	at LSU *	-/-	L	27	32
Jan. 5	at LSU *	-/-	W	40	36
Jan. 6	at Tulane *	-/-	W	28	26
Jan. 7	at Tulane *	-/-	W	55	23
	vs. NY Celtics ^	-/-	L	34	43
Jan. 18	Ole Miss *	-/-	W	35	26
Jan. 19	Ole Miss *	-/-	W	57	21
	at Sewanee *	-/-	W	40	22
Jan. 24	at Tennessee *	-/-	L	23	26
Jan. 31	at Georgia *	-/-	W	33	23
Feb. 1	at Georgia Tech *	-/-	W	26	19
	Vanderbilt *	-/-	W	37	22
Feb. 6	at Mississippi State *	-/-	W	38	36
	Chattanooga	-/-	W	53	28
Feb. 13	vs. Kentucky * ^	-/-	L	31	35
Feb. 20	Mississippi State *	-/-	W	41	16

RECORDS & HISTORY

ALL-TIME RESULTS



The Tide's 1934 team won the first SEC title in school history.

	vs. Sewanee !	-/-	W	41	28
Feb. 25	Mississippi State !	-/-	L	25	30

* SEC game
 ^ Birmingham, Ala.
 ! SEC Tournament

1933-34

Coach: Hank Crisp

16-2 (13-2 SEC) • (8-0 Home, 5-1 Road, 3-1 Neutral)

SEC Regular-Season Champions
 SEC Tournament Champions

Date	Opponent	AP Rank	W/L	UA	Opp
Jan. 5	Tulane *	-/-	W	48	23
Jan. 6	Tulane *	-/-	W	53	18
Jan. 12	LSU *	-/-	W	36	33
Jan. 13	LSU *	-/-	W	37	29
Jan. 16	Tennessee *	-/-	W	44	31
Jan. 22	at Ole Miss *	-/-	W	50	25
Jan. 27	at Ole Miss *	-/-	W	34	18
Jan. 29	at Mississippi State *	-/-	W	37	24
Feb. 1	vs. Kentucky *^	-/-	L	28	33
Feb. 3	Georgia Tech *	-/-	W	63	18
	at Vanderbilt *	-/-	W	38	32
Feb. 8	at Kentucky *	-/-	L	21	26
Feb. 9	at Tennessee *	-/-	W	54	26
Feb. 12	Georgia *	-/-	W	51	17
Feb. 16	Mississippi State *	-/-	W	29	28
Feb. 24	vs. Mississippi State !	-/-	W	37	25
Feb. 26	vs. Tennessee !	-/-	W	29	26
Feb. 28	vs. Florida !	-/-	W	41	25

* SEC game
 ^ Birmingham, Ala.
 ! SEC Tournament

1934-35

Coach: Hank Crisp

9-8 (8-7 SEC) • (6-2 Home, 3-5 Road, 0-1 Neutral)

Date	Opponent	AP Rank	W/L	UA	Opp
	Olsen's Swedes	-/-	L	32	35
Jan. 4	at Tulane *	-/-	W	24	12
Jan. 5	at Tulane *	-/-	W	31	26
Jan. 7	at LSU *	-/-	L	32	34
Jan. 8	at LSU *	-/-	L	39	41
Jan. 14	Ole Miss *	-/-	W	38	26
Jan. 15	Ole Miss *	-/-	W	42	27

	Vanderbilt *	-/-	L	33	44
Feb. 1	vs. Kentucky *^	-/-	L	26	33
Feb. 4	Tennessee *	-/-	W	45	29
Feb. 7	Florida *	-/-	W	27	25
Feb. 9	at Tennessee *	-/-	W	30	28
Feb. 11	at Kentucky *	-/-	L	16	25
	Howard	-/-	W	47	23
Feb. 20	at Georgia *	-/-	L	21	26
Feb. 22	Mississippi State *	-/-	W	30	22
Feb. 23	at Mississippi State *	-/-	L	41	45

* SEC game
 ^ Birmingham, Ala.

1935-36

Coach: Hank Crisp

15-9 (9-6 SEC) • (11-1 Home, 2-5 Road, 2-3 Neutral)

Date	Opponent	AP Rank	W/L	UA	Opp
	Birmingham YMCA	-/-	W	28	12
	Olsen's Swedes	-/-	W	42	18
	Oglethorpe	-/-	W	54	25
Jan. 3	Tulane *	-/-	W	26	20
Jan. 4	Tulane *	-/-	W	34	25
Jan. 10	LSU *	-/-	W	37	25
Jan. 11	LSU *	-/-	W	43	34
Jan. 18	Tennessee *	-/-	L	34	39
Jan. 27	at Ole Miss *	-/-	L	34	42
Jan. 28	at Ole Miss *	-/-	W	38	32
Jan. 29	at Mississippi State *	-/-	L	20	33
Feb. 3	vs. Kentucky *	-/-	L	30	32
	at Vanderbilt *	-/-	W	32	30
Feb. 7	at Kentucky *	-/-	L	34	40
	at Xavier	-/-	L	21	35
Feb. 10	at Tennessee *	-/-	L	20	28
	Vanderbilt *	-/-	W	33	28
Feb. 17	Georgia *	-/-	W	41	28
	Howard	-/-	W	34	23
	vs. NY Celtics	-/-	L	24	41
Feb. 24	Mississippi State *	-/-	W	54	19
	vs. LSU !	-/-	W	52	30
Feb. 29	vs. Georgia Tech !	-/-	W	43	34
March 2	vs. Tennessee !	-/-	L	25	29

* SEC game
 ! SEC Tournament

1936-37

Coach: Hank Crisp

11-10 (7-8 SEC) • (7-2 Home, 3-6 Road, 1-2 Neutral)

Date	Opponent	AP Rank	W/L	UA	Opp
	Birmingham YMCA	-/-	W	43	23
Jan. 4	at Tulane *	-/-	L	22	33
Jan. 5	at Tulane *	-/-	W	28	27
Jan. 6	at LSU *	-/-	L	23	43
Jan. 7	at LSU *	-/-	L	27	47
Jan. 16	Tennessee *	-/-	L ^{20T}	31	36
Feb. 8	at Tennessee *	-/-	L	23	26
	at Vanderbilt *	-/-	L	19	23
	Vanderbilt *	-/-	W	29	19
Jan. 26	at Georgia *	-/-	L	19	29
	Howard	-/-	W	26	23
	Loyola-New Orleans	-/-	W	51	28
Feb. 1	vs. Kentucky *^	-/-	L	37	38
Feb. 10	at Kentucky *	-/-	W	34	31
	Chattanooga	-/-	L	29	32
Feb. 15	Ole Miss *	-/-	W	38	34
Feb. 16	Ole Miss *	-/-	W	32	31
Feb. 19	at Mississippi State *	-/-	W	32	20
Feb. 20	Mississippi State *	-/-	W	38	25
Feb. 26	vs. Ole Miss !	-/-	W	35	34
Feb. 27	vs. Tennessee !	-/-	L	25	42

* SEC game
 ^ Birmingham, Ala.
 ! SEC Tournament

1937-38

Coach: Hank Crisp

4-13 (4-12 SEC) • (4-2 Home, 0-9 Road, 0-2 Neutral)

Date	Opponent	AP Rank	W/L	UA	Opp
Jan. 7	at Tulane *	-/-	L	19	24
Jan. 8	at Tulane *	-/-	L	21	45
Jan. 14	Tennessee *	-/-	L	17	27
	Vanderbilt *	-/-	L	36	39
Jan. 26	at Georgia Tech *	-/-	L	24	36
Jan. 31	vs. Kentucky * ^	-/-	L	31	57
	at Vanderbilt *	-/-	L	26	46
Feb. 7	LSU *	-/-	W	41	33
Feb. 8	LSU *	-/-	W	33	32
Feb. 11	at Tennessee *	-/-	L	22	36
Feb. 12	at Kentucky *	-/-	L	21	28
Feb. 14	Georgia *	-/-	W	39	26
Feb. 16	at Ole Miss *	-/-	L	36	43

ALL-TIME RESULTS

Feb. 17	at Ole Miss *	-/-	L	38	50
Feb. 22	Mississippi State *	-/-	W	37	35
Feb. 26	at Mississippi State *	-/-	L	37	44
	vs. Vanderbilt !	-/-	L	26	50

* SEC game
 ^ Birmingham, Ala.
 ! SEC Tournament (Baton Rouge, La.)

1938-39

Coach: Hank Crisp

16-5 (13-4 SEC) • (10-2 Home, 5-2 Road, 1-1 Neutral)

SEC Regular-Season Champions

Date	Opponent	AP Rank	W/L	UA	Opp
	Birmingham YMCA	-/-	W	41	22
	Howard	-/-	W	40	32
	Millsaps	-/-	W	48	35
Jan. 4	at Tulane *	-/-	W	41	32
Jan. 5	at Tulane *	-/-	W	38	31
Jan. 6	at LSU *	-/-	W	39	30
Jan. 7	at LSU *	-/-	L	29	33
	Sewanee *	-/-	W	38	21
Jan. 13	Tennessee *	-/-	W	39	37
	Vanderbilt *	-/-	L	34	36
Jan. 23	at Georgia *	-/-	L	26	31
Jan. 28	vs. Kentucky *^	-/-	W	41	38
	at Vanderbilt *	-/-	W	30	24
Feb. 6	Ole Miss *	-/-	W	46	25
Feb. 7	Ole Miss *	-/-	W	30	21
Feb. 10	at Tennessee *	-/-	W ^{OT}	42	37
Feb. 11	at Kentucky *	-/-	L	27	45
Feb. 15	Georgia Tech *	-/-	W	39	25
Feb. 20	at Mississippi State *	-/-	W	38	26
Feb. 27	Mississippi State *	-/-	W	49	36
	vs. Vanderbilt !	-/-	L	35	41

* SEC game
 ^ Birmingham, Ala.
 ! SEC Tournament (Knoxville, Tenn.)

1939-40

Coach: Hank Crisp

18-5 (14-4 SEC) • (8-4 Home, 8-0 Road, 2-1 Neutral)

SEC Regular-Season Champions

Date	Opponent	AP Rank	W/L	UA	Opp
	Birmingham YMHA	-/-	W	52	29
Dec. 14	at Florida *	-/-	W	48	45
Dec. 15	at Florida *	-/-	W	47	38
Jan. 8	Tulane *	-/-	W	42	28
Jan. 9	Tulane *	-/-	W	46	29
Jan. 13	Tennessee *	-/-	L	23	26
Jan. 15	LSU *	-/-	L	28	33
	Vanderbilt *	-/-	W	43	32
Jan. 22	Ole Miss *	-/-	W	50	40
Jan. 27	vs. Kentucky * ^	-/-	W	36	32
Jan. 31	at Georgia Tech *	-/-	W	52	34
Feb. 1	at Georgia *	-/-	L	22	36
	at Chattanooga	-/-	W	31	29
	at Vanderbilt *	-/-	W	32	29
Feb. 5	Georgia *	-/-	W	33	21
Feb. 10	at Kentucky *	-/-	L	18	46
Feb. 12	at Tennessee *	-/-	W	26	23
	Howard	-/-	W	39	32
Feb. 20	Mississippi State *	-/-	W	34	26
Feb. 22	at Ole Miss *	-/-	W	28	25
Feb. 23	at Mississippi State *	-/-	W	34	33
Feb. 29	vs. LSU !	-/-	W	31	25
March 1	vs. Georgia !	-/-	L	28	30

* SEC game
 ^ Birmingham, Ala.
 ! SEC Tournament (Knoxville, Tenn.)

1940-41

Coach: Hank Crisp

14-8 (11-7 SEC) • (9-1 Home, 3-6 Road, 2-1 Neutral)

Date	Opponent	AP Rank	W/L	UA	Opp
	Birmingham YMCA	-/-	W	35	26
Dec. 16	Florida *	-/-	L	34	38
Dec. 17	Florida *	-/-	W	28	22
Jan. 6	at LSU *	-/-	L	28	37
Jan. 7	at Tulane *	-/-	W	25	24

Jan. 8	at Tulane *	-/-	L	28	32
Jan. 11	Tennessee *	-/-	W	27	22
Jan. 13	LSU *	-/-	W	36	32
Jan. 24	Vanderbilt *	-/-	W	48	24
	at Vanderbilt *	-/-	W	40	28
Jan. 30	at Mississippi State *	-/-	L	30	31
Feb. 3	Kentucky *	-/-	L	36	38
Feb. 8	at Kentucky *	-/-	L	38	46
Feb. 10	at Tennessee *	-/-	L	23	34
Feb. 12	Georgia Tech *	-/-	W	46	32
Feb. 14	at Ole Miss *	-/-	W	44	40
Feb. 17	Georgia *	-/-	W	42	37
Feb. 21	Mississippi State *	-/-	W	32	28
Feb. 22	Ole Miss *	-/-	W	46	21
Feb. 27	vs. Georgia Tech !	-/-	W	39	33
Feb. 28	vs. Auburn !	-/-	W	38	16
March 1	vs. Kentucky !	-/-	L	37	39

* SEC game
 ! SEC Tournament (Louisville, Ky.)

1941-42

Coach: Hank Crisp

18-6 (13-4 SEC) • (11-2 Home, 4-3 Road, 3-1 Neutral)

Date	Opponent	AP Rank	W/L	UA	Opp
	Birmingham YMCA	-/-	W	38	33
Dec. 15	Florida *	-/-	W	37	30
Dec. 16	Florida *	-/-	W	33	28
	Pensacola NAS	-/-	L	30	34
Jan. 5	Tulane *	-/-	W	42	33
Jan. 6	Tulane *	-/-	W	36	27
Jan. 9	Tennessee *	-/-	L	15	37
Jan. 12	LSU *	-/-	W	40	28
Jan. 14	Ole Miss *	-/-	W	49	20
Jan. 15	at Georgia Tech *	-/-	W	31	25
Jan. 16	at Georgia *	-/-	W	33	29
	Vanderbilt *	-/-	W	33	19
	at Vanderbilt *	-/-	W	37	33
Feb. 2	Kentucky *	-/-	W	41	35
Feb. 7	at Tennessee *	-/-	L	29	36
Feb. 9	at Kentucky *	-/-	L	34	50
Feb. 13	Mississippi State *	-/-	W	37	27
Feb. 18	at Ole Miss *	-/-	W	44	24
Feb. 19	at Mississippi State *	-/-	L	32	33
	Spring Hill	-/-	W	38	14
Feb. 26	vs. Georgia Tech !	-/-	W	37	32
Feb. 27	vs. LSU !	-/-	W ^{OT}	45	31
Feb. 28	vs. Tennessee !	-/-	W	21	18
	vs. Kentucky !	-/-	L	34	36

* SEC game
 ^ Birmingham, Ala.
 ! SEC Tournament (Louisville, Ky.)

1942-43

Coach: Paul Burnum

10-10 (9-9 SEC) • (9-3 Home, 1-6 Road, 0-1 Neutral)

Date	Opponent	AP Rank	W/L	UA	Opp
Dec. 11	Florida *	-/-	W	39	30
Dec. 12	Florida *	-/-	W	32	26
Jan. 9	Tennessee *	-/-	L	27	37
	LSU *	-/-	L	29	32
	at LSU *	-/-	L	32	36
Jan. 15	at Tulane *	-/-	L	32	41
Jan. 16	at Tulane *	-/-	W	48	30
	at Vanderbilt *	-/-	L	27	31
	Vanderbilt *	-/-	W	29	26
Jan. 23	Georgia Tech *	-/-	W	33	25
	Columbus AAB	-/-	W	37	26
Jan. 30	Kentucky *	-/-	W	41	32
Feb. 1	Ole Miss *	-/-	W	50	40
Feb. 6	at Kentucky *	-/-	L	41	67
Feb. 8	at Tennessee *	-/-	L	33	36
Feb. 10	Georgia *	-/-	W	47	25
Feb. 15	at Ole Miss *	-/-	L	29	44
Feb. 16	at Mississippi State *	-/-	L	41	49
Feb. 22	Mississippi State *	-/-	W	47	37
Feb. 26	vs. LSU !	-/-	L	41	47

* SEC game, ! SEC Tournament (Louisville, Ky.)

1943-44

(no team due to WWII)

1944-45

Coach: Malcolm Laney

10-5 (5-3 SEC) • (6-1 Home, 3-3 Road, 1-1 Neutral)

Date	Opponent	AP Rank	W/L	UA	Opp
Jan. 11	Tennessee *	-/-	L	14	23
Jan. 13	Georgia Tech *	-/-	W	31	26
	Georgia *	-/-	W	54	28
	Northington Hospital	-/-	W	54	13
	at Columbus AAF	-/-	W	42	36
	Columbus AAF	-/-	W	32	31
	at Craig AAF	-/-	L	42	53
Feb. 5	Mississippi State *	-/-	W	55	36
	Craig AAF	-/-	W	57	38
Feb. 14	at Georgia Tech *	-/-	L	45	53
Feb. 15	at Georgia *	-/-	W ^{OT}	61	59
Feb. 19	at Tennessee *	-/-	L	27	38
Feb. 24	at Mississippi State *	-/-	W	57	38
March 2	vs. Tulane !	-/-	W	51	31
March 3	vs. Kentucky !	-/-	L	41	52

* SEC game
 ! SEC Tournament (Louisville, Ky.)

1945-46

Coach: Hank Crisp

11-5 (8-4 SEC) • (6-2 Home, 4-2 Road, 1-1 Neutral)

Date	Opponent	AP Rank	W/L	UA	Opp
Jan. 7	at Georgia *	-/-	L	37	59
Jan. 8	at Georgia Tech *	-/-	W	44	37
	LSU *	-/-	L	26	48
Jan. 17	Tulane *	-/-	W	39	28
Jan. 19	Georgia Tech *	-/-	L	30	36
Jan. 22	Georgia *	-/-	W	45	27
Jan. 30	at Ole Miss *	-/-	W	36	34
Feb. 6	at Mississippi State *	-/-	W	34	29
	at Columbus AAB	-/-	W	55	34
Feb. 9	Ole Miss *	-/-	W	61	45
	Columbus AAB	-/-	W	55	26
	at LSU *	-/-	L	30	44
Feb. 18	at Tulane *	-/-	W	46	43
Feb. 23	Mississippi State *	-/-	W	48	40
March 1	vs. Tennessee !	-/-	W	35	24
March 2	vs. Kentucky !	-/-	L	30	59

* SEC game
 ! SEC Tournament (Louisville, Ky.)

1946-47

Coach: Floyd Burdette

16-6 (13-5 SEC) • (9-2 Home, 6-3 Road, 1-1 Neutral)

Date	Opponent	AP Rank	W/L	UA	Opp
Dec. 7	Craig AAF	-/-	W	40	19
Dec. 11	at Craig AAF	-/-	W	76	26
Dec. 15	Florida *	-/-	W	45	15
Jan. 2	at Birmingham Vulcans	-/-	W	43	33
Jan. 7	Georgia *	-/-	W	48	27
Jan. 9	vs. Ole Miss *^	-/-	W	46	40
Jan. 11	at Vanderbilt *	-/-	W	49	36
Jan. 13	LSU *	-/-	W	45	38
Jan. 17	at Georgia Tech *	-/-	W	42	38
Jan. 18	at Georgia *	-/-	W	53	45
Jan. 25	Vanderbilt *	-/-	W	38	33
Jan. 27	Tulane *	-/-	W	41	39
Jan. 30	Mississippi State *	-/-	W	56	42
Feb. 1	Georgia Tech *	-/-	W	64	46
Feb. 3	Kentucky *	-/-	L	37	48
Feb. 7	at LSU *	-/-	L	43	54
Feb. 8	at Tulane *	-/-	L	49	59
Feb. 15	Ole Miss *	-/-	W	83	30
Feb. 17	at Kentucky *	-/-	L	33	63
Feb. 21	at Ole Miss *	-/-	W	33	28
Feb. 22	at Mississippi State *	-/-	L	34	37
Feb. 27	vs. Georgia Tech !	-/-	L	40	45

* SEC Game
 ^ Memphis, Tenn.
 ! SEC Tournament (Louisville, Ky.)

RECORDS & HISTORY

ALL-TIME RESULTS

1947-48

Coach: Floyd Burdette

15-12 (8-8 SEC) • (11-2 Home, 1-6 Road, 3-4 Neutral)

Table with columns: Date, Opponent, AP Rank, W/L, UA, Opp. Rows include games against Birmingham-Southern, Howard, Maxwell Field AAF, etc.

^ Birmingham, Ala.

& Memphis, Tenn.

~ All-Team Tournament (Oklahoma City, Okla.)

* SEC game

! SEC Tournament (Louisville, Ky.)

1948-49

Coach: Floyd Burdette

13-12 (9-9 SEC) • (6-3 Home, 5-6 Road, 2-3 Neutral)

Table with columns: Date, Opponent, AP Rank, W/L, UA, Opp. Rows include games against Birmingham-Southern, at Birmingham-Southern, at Howard, etc.

^ Birmingham, Ala.

~ All-Team Tournament (Oklahoma City, Okla.)

* SEC game

! SEC Tournament (Louisville, Ky.)

1949-50

Coach: Floyd Burdette

9-12 (8-8 SEC) • (6-2 Home, 3-6 Road, 0-4 Neutral)

Table with columns: Date, Opponent, AP Rank, W/L, UA, Opp. Rows include games against Florence State, Ole Miss, Georgia, etc.

Table with columns: Date, Opponent, AP Rank, W/L, UA, Opp. Rows include games against Auburn, Arkansas, Texas, Vanderbilt, Florida, LSU, Tulane, etc.

~ All-Team Tournament (Oklahoma City, Okla.)

* SEC game

! SEC Tournament (Louisville, Ky.)

1950-51

Coach: Floyd Burdette

15-8 (11-4 SEC) • (9-1 Home, 4-3 Road, 2-4 Neutral)

Table with columns: Date, Opponent, AP Rank, W/L, UA, Opp. Rows include games against Southern Miss, Florence State, Ole Miss, Georgia, Auburn, SMU, LSU, etc.

^ All-Team Tournament (San Antonio, Texas)

~ All-Team Tournament (Oklahoma City, Okla.)

* SEC game

! SEC Tournament (Louisville, Ky.)

1951-52

Coach: Floyd Burdette

13-9 (9-5 SEC) • (9-2 Home, 2-3 Road, 2-4 Neutral)

Table with columns: Date, Opponent, AP Rank, W/L, UA, Opp. Rows include games against Sewanee, Jacksonville State, at LSU, at Tulane, at Ole Miss, vs. Tulsa, vs. Wyoming, etc.

^ Birmingham, Ala.

~ All-Team Tournament (Oklahoma City, Okla.)

* SEC game

! SEC Tournament (Louisville, Ky.)

1952-53

Coach: Johnny Dee

12-9 (6-7 SEC) • (9-5 Home, 2-4 Road, 1-0 Neutral)

Table with columns: Date, Opponent, AP Rank, W/L, UA, Opp. Rows include games against Samford, Jacksonville State, Southern Miss, Birmingham-Southern, LSU, vs. Georgia Tech, Maxwell Field, Keesler Field, at Florida, at Georgia, at Georgia Tech, Auburn, Ole Miss, Livingston State, Mississippi State, Florida, Georgia, Tulane, at Tennessee, at Vanderbilt, at Auburn.

^ Birmingham, Ala.

* SEC game

1953-54

Coach: Johnny Dee

16-8 (10-4 SEC) • (7-1 Home, 5-5 Road, 4-2 Neutral)

Table with columns: Date, Opponent, AP Rank, W/L, UA, Opp. Rows include games against Jacksonville State, at St. Louis, at Illinois, at Bradley, vs. Ole Miss, vs. Auburn, vs. Texas, vs. TCU & vs. Holy Cross, at Ole Miss, at Mississippi State, Auburn, at Georgia, at Florida, Georgia Tech, Vanderbilt, Georgia, Florida, at Tulane, at LSU, Feb. 27 Tennessee, March 1 Kentucky, March 6 Auburn.

^ Birmingham Classic (Birmingham, Ala.)

& Southwestern Tournament (Houston, Texas)

% Montgomery, Ala.

* SEC game

1954-55

Coach: Johnny Dee

19-5 (11-3 SEC) • (8-1 Home, 5-3 Road, 6-1 Neutral)

Table with columns: Date, Opponent, AP Rank, W/L, UA, Opp. Rows include games against Jacksonville State, at St. Louis, at Bradley, vs. Texas, vs. West Virginia, Nebraska, vs. Baylor & vs. Arkansas &

ALL-TIME RESULTS

Dec. 29	vs. TCU &	-/-	L	62	77
Jan. 4	North Carolina	-/-	W	77	55
Jan. 8	Ole Miss *	-/-	W	70	59
Jan. 10	Mississippi State *	-/-	W	99	73
Jan. 15	vs. Auburn * %	-/20	W	99	78
Jan. 29	Georgia *	-/-	W	101	74
Jan. 31	Florida *	-/-	L	74	76
Feb. 5	Georgia Tech *	-/-	W	76	72
Feb. 7	Vanderbilt *	-/20	L	56	78
Feb. 12	Georgia *	-/-	W	98	77
Feb. 14	Florida *	-/-	W	89	80
Feb. 19	Tulane *	-/-	W	90	59
Feb. 21	LSU *	-/-	W	71	51
Feb. 26	Tennessee *	-/-	W	88	81
Feb. 28	Kentucky *	-/2	L	52	66
March 5	vs. Auburn * %	-/-	W	84	80

^ Birmingham Classic (Birmingham, Ala.)

& Southwestern Tournament (Houston)

% Montgomery, Ala.

* SEC game

1955-56

Coach: Johnny Deo

21-3 (14-0 SEC) • (7-0 Home, 8-2 Road, 6-1 Neutral)

SEC Champions

No. 5 AP Final Ranking

Date	Opponent	AP Rank	W/L	UA	Opp
Dec. 1	Jacksonville State	-/-	W	95	55
Dec. 3	at Western Kentucky	-/-	W	90	85
Dec. 9	vs. TCU ^	-/-	W	85	46
Dec. 10	vs. Valparaiso ^	-/-	W	82	56
Dec. 14	at North Carolina	-/16	L	77	99
Dec. 17	at St. John's	-/-	L	79	87
Dec. 19	at Holy Cross	-/10	W	89	84
Dec. 29	vs. Notre Dame &	-/-	L	80	86
Dec. 30	vs. Marquette &	-/-	W	77	75
Jan. 7	Ole Miss *	-/-	W	69	65
Jan. 9	Mississippi State *	-/-	W	87	75
Jan. 14	Auburn *	-/-	W	86	77
Jan. 21	Louisiana College	-/-	W	105	71
Jan. 28	Georgia *	-/-	W	99	75
Feb. 4	Georgia Tech *	-/-	W	93	60
Feb. 6	Vanderbilt *	-/3	W	88	61
Feb. 11	Georgia *	-/-	W	94	69
Feb. 13	Florida *	-/-	W	108	74
Feb. 18	Tulane *	-/-	W	79	60
Feb. 20	LSU *	-/-	W	77	59
Feb. 25	vs. Kentucky * %	-/8	W	101	77
Feb. 27	Tennessee *	-/-	W	95	81
March 2	vs. Auburn * %	-/-	W	93	82
March 5	Florida *	-/-	W	82	75

^ Birmingham Classic (Birmingham, Ala.)

& Sugar Bowl Tournament (New Orleans, La.)

% Montgomery, Ala.

* SEC game

1956-57

Coach: Eugene Lambert

15-11 (7-7 SEC) • (10-1 Home, 1-7 Road, 4-3 Neutral)

Date	Opponent	AP Rank	W/L	UA	Opp
Dec. 3	Jacksonville State	-/-	W	102	56
Dec. 5	Birmingham-Southern	-/-	W	110	69
Dec. 8	vs. Eastern Kentucky %	-/-	W	103	88
Dec. 11	Howard	-/-	W	109	88
Dec. 14	vs. Duke ^	-/-	L	78	89
Dec. 15	vs. Southern Miss ^	-/-	W	81	63
Dec. 20	at Wake Forest	-/-	L	50	73
Dec. 22	at Canisius	-/18	L	63	74
Dec. 28	vs. Houston &	-/-	L	68	76
Dec. 29	vs. Virginia Tech &	-/-	W	62	47
Jan. 2	Mississippi College	-/-	W	86	53
Jan. 5	Ole Miss *	-/-	W	93	84
Jan. 7	Mississippi State *	-/-	W	83	78
Jan. 12	Louisiana College	-/-	W	111	55
Jan. 19	vs. Auburn * %	-/-	L ^{OT}	88	92
Jan. 26	Florida *	-/-	L	71	93
Jan. 28	Georgia *	-/-	W	89	73
Feb. 2	at Georgia Tech *	-/-	L	67	92
Feb. 4	at Vanderbilt *	-/-	L	50	61

Feb. 9	at Georgia *	-/-	L	52	64
Feb. 11	at Florida *	-/-	W	66	65
Feb. 16	Tulane *	-/-	W	72	53
Feb. 18	LSU *	-/-	W	82	70
Feb. 23	at Kentucky *	-/3	L	60	79
Feb. 25	at Tennessee *	-/-	L	89	97
March 1	vs. Auburn * %	-/-	W ^{2OT}	81	79

^ Birmingham Classic (Birmingham, Ala.)

& Sugar Bowl Tournament (New Orleans, La.)

% Montgomery, Ala.

* SEC game

1957-58

Coach: Eugene Lambert

17-9 (9-5 SEC) • (10-0 Home, 2-5 Road, 5-4 Neutral)

Date	Opponent	AP Rank	W/L	UA	Opp
Dec. 2	Jacksonville State	-/-	W	86	31
Dec. 5	at Georgia Tech	-/-	L	62	73
Dec. 7	at Louisville	-/-	L	72	80
Dec. 9	Murray State	-/-	W	68	61
Dec. 14	Baylor	-/-	W	70	60
Dec. 19	vs. Clemson ^	-/-	W	78	75
Dec. 20	vs. LSU ^	-/-	W	60	50
Dec. 21	vs. Louisiana Tech ^	-/-	W	63	42
Dec. 27	vs. Moorehead State &	-/9	L	91	98
Dec. 28	vs. Ole Miss &	-/-	L	76	79
Dec. 30	BYU	-/-	W	77	74
Jan. 4	vs. Ole Miss #	-/-	W	70	44
Jan. 6	at Mississippi State *	-/-	L	42	46
Jan. 11	at Georgia *	-/-	W	72	58
Jan. 13	at Florida *	-/-	L	62	64
Jan. 18	vs. Auburn * %	-/-	W	83	65
Jan. 27	Howard	-/-	W	105	44
Feb. 1	Georgia Tech *	-/-	W ^{2OT}	74	72
Feb. 3	Vanderbilt *	-/-	W	65	60
Feb. 8	Florida *	-/-	W	62	55
Feb. 10	Georgia *	-/-	W	68	64
Feb. 15	at Tulane *	-/-	W	73	64
Feb. 17	at LSU *	-/-	L	49	58
Feb. 22	vs. Kentucky * %	-/13	L	43	45
Feb. 24	Tennessee *	-/20	W	70	37
March 1	Auburn * %	-/20	L	65	67

^ Carousal Classic (Charlotte, N.C.)

& MSU Holiday Tournament (Starkville, Miss.)

Memphis, Tenn.

% Montgomery, Ala.

* SEC game

1958-59

Coach: Eugene Lambert

10-12 (6-8 SEC) • (9-2 Home, 1-6 Road, 0-4 Neutral)

Date	Opponent	AP Rank	W/LUAOpp
Dec. 1	Jacksonville State	-/-	W 80 40
Dec. 3	Spring Hill	-/-	W 64 47
Dec. 6	Phillips 66 (Exh.)	-/-	W 39 38
Dec. 10	at Memphis State	-/-	L 55 59
Dec. 13	at Louisville	-/-	L 43 62
Dec. 19	vs. Texas A&M ^	-/-	W 66 62
Dec. 20	vs. Auburn ^	-/13	L 60 79
Dec. 30	Georgia Tech	-/-	L 76 89
Jan. 3	Ole Miss *	-/-	W 89 76
Jan. 5	Mississippi State *	-/8	L 64 81
Jan. 10	vs. Georgia * #	-/-	L 79 80
Jan. 12	at Florida *	-/-	W 82 77
Jan. 17	vs. Auburn * %	-/5	L 55 57
Jan. 26	Louisiana-Lafayette	-/-	W 75 58
Jan. 31	at Georgia Tech *	-/-	L 53 66
Feb. 2	at Vanderbilt *	-/-	L 59 81
Feb. 7	Florida *	-/-	W 67 59
Feb. 9	Georgia *	-/-	W 71 65
Feb. 14	Tulane *	-/-	W 74 72
Feb. 16	LSU *	-/-	W 89 84
Feb. 21	at Tennessee *	-/-	L 68 93
Feb. 23	at Kentucky *	-/3	L 32 39
Feb. 28	vs. Auburn * %	-/6	L 50 69

^ Birmingham Classic (Birmingham, Ala.)

Columbus, Ga.

% Montgomery, Ala.

* SEC game

1959-60

Coach: Eugene Lambert

7-17 (4-10 SEC) • (7-3 Home, 0-8 Road, 0-6 Neutral)

Date	Opponent	AP Rank	W/L	UA	Opp
Dec. 1	Southern Miss	-/-	W	82	72
Dec. 4	Spring Hill	-/-	W	84	55
Dec. 7	at The Citadel	-/-	L	60	68
Dec. 8	at Georgia Tech	-/-	L	53	69
Dec. 14	Florida State	-/-	L	74	86
Dec. 18	vs. Duke ^	-/-	L	60	78
Dec. 19	vs. Auburn ^	-/-	L	52	59
Dec. 21	at Louisville	-/-	L	54	84
Jan. 2	at Ole Miss *	-/-	L	77	86
Jan. 4	at Mississippi State *	-/-	L	56	85
Jan. 9	vs. Georgia * #	-/-	L	58	70
Jan. 11	at Florida *	-/-	L	76	89
Jan. 16	vs. Auburn * %	-/-	L	66	69
Jan. 26	Oklahoma City	-/-	W	54	52
Jan. 28	at Memphis State	-/-	L	37	63
Jan. 30	Georgia Tech *	-/6	L	48	60
Feb. 1	Vanderbilt *	-/-	W	61	54
Feb. 6	Florida *	-/-	W	67	56
Feb. 8	Georgia *	-/-	W ^{OT}	64	60
Feb. 13	at Tulane *	-/-	L	61	64
Feb. 15	at LSU *	-/-	L	53	66
Feb. 20	Tennessee *	-/-	W	42	40
Feb. 22	vs. Kentucky * %	-/-	L	55	75
Feb. 27	vs. Auburn * %	-/13	L	61	63

^ Birmingham Classic (Birmingham, Ala.)

Columbus, Ga.

% Montgomery, Ala.

* SEC game

1960-61

Coach: Hayden Riley

7-18 (5-9 SEC) • (5-4 Home, 0-9 Road, 2-5 Neutral)

Date	Opponent	AP Rank	W/L	UA	Opp
Dec. 1	at Louisville	-/-	L	53	90
Dec. 5	Southern Miss	-/-	L	64	71
Dec. 9	at Loyola-New Orleans	-/-	L	58	70
Dec. 12	Vanderbilt	-/-	L	61	77
Dec. 16	vs. Virginia Tech ^	-/-	W	72	55
Dec. 17	vs. Auburn ^	-/-	L	62	74
Dec. 21	vs. Arkansas &	-/-	L	76	83
Dec. 22	vs. Texas &	-/-	L	78	79
Dec. 30	at SMU	-/-	L	57	84
Jan. 4	Virginia Tech	-/-	W	74	56
Jan. 7	Ole Miss *	-/-	W	80	54
Jan. 10	Mississippi State *	-/-	L	63	80
Jan. 14	vs. Georgia * #	-/-	L	57	63
Jan. 28	vs. Auburn * %	-/-	W ^{OT}	71	66
Jan. 30	at Florida *	-/-	L	50	52
Jan. 31	at Florida State	-/-	L	57	68
Feb. 4	at Georgia Tech *	-/-	L	49	57
Feb. 6	at Vanderbilt *	-/-	L	70	73
Feb. 11	Florida *	-/-	W	64	56
Feb. 13	Georgia *	-/-	W ^{OT}	55	51
Feb. 18	Tulane *	-/-	L ^{2OT}	69	71
Feb. 20	LSU *	-/-	W	68	60
Feb. 25	at Kentucky *	-/-	L	53	80
Feb. 27	at Tennessee *	-/-	L	62	77
March 4	vs. Auburn * %	-/-	L	69	80

^ Birmingham Classic (Birmingham, Ala.)

& Little Rock Classic (Little Rock, Ark.)

Columbus, Ga.

% Montgomery, Ala.

* SEC game

1961-62

Coach: Hayden Riley

11-15 (6-8 SEC) • (9-4 Home, 1-7 Road, 1-4 Neutral)

Date	Opponent	AP Rank	W/L	UA	Opp
Dec. 4	Howard	-/-	W	54	38
Dec. 6	Spring Hill	-/-	W	84	67
Dec. 9	Loyola-New Orleans	-/-	W	58	57
Dec. 11	at Vanderbilt	-/-	L ^{OT}	63	65
Dec. 15	vs. Virginia Tech ^	-/-	L	65	70
Dec. 16	vs. LSU ^	-/-	L	56	72
Dec. 18	SMU	-/-	L	66	71

RECORDS & HISTORY

ALL-TIME RESULTS

Dec. 22	vs. Davidson %	-/-	L	63	68
Jan. 2	at Davidson	-/-	L	67	73
Jan. 3	at Virginia Tech	-/-	L	67	91
Jan. 6	at Ole Miss *	-/-	W	68	62
Jan. 9	at Mississippi State *	-/7	L	48	67
Jan. 13	vs. Georgia *	-/-	W	67	55
Jan. 15	at Florida *	-/-	L	53	74
Jan. 20	vs. Auburn * &	-/-	L	50	60
Jan. 29	Chattanooga	-/-	W	73	56
Jan. 31	Florida State	-/-	W	72	57
Feb. 3	Georgia Tech *	-/-	W	76	70
Feb. 5	Vanderbilt *	-/-	W	82	76
Feb. 10	Florida *	-/-	L	62	69
Feb. 12	Georgia *	-/-	W	79	72
Feb. 17	at Tulane *	-/-	L	75	78
Feb. 19	at LSU *	-/-	L	60	69
Feb. 24	Kentucky *	-/3	L	65	73
Feb. 26	Tennessee *	-/-	W	71	70
March 3	vs. Auburn * &	-/-	L	49	62

^ Birmingham Classic (Birmingham, Ala.)

& Montgomery, Ala.

Columbus, Ga.

% Florence, Ala.

* SEC game

1962-63

Coach: Hayden Riley

14-11 (7-7 SEC) • (11-2 Home, 1-6 Road, 2-3 Neutral)

Date	Opponent	AP Rank	W/L	UA	Opp
Dec. 4	Louisiana-Lafayette	-/-	W	59	53
Dec. 8	Southern Miss	-/-	W	71	52
Dec. 10	at Florida State	-/-	L	63	72
Dec. 13	Chattanooga	-/-	W	76	54
Dec. 15	Texas Tech	-/-	W	62	57
Dec. 17	Georgia Tech	-/-	L	55	58
Dec. 20	Richmond	-/-	W	72	56
Dec. 27	vs. Georgia Southern ^	-/-	W	71	44
Dec. 28	vs. Florida State ^	-/-	L	48	49
Dec. 29	vs. Georgia ^	-/-	W	72	68
Jan. 5	Ole Miss *	-/-	W	80	76
Jan. 7	Mississippi State *	-/-	W ^{OT}	77	72
Jan. 12	Georgia *	-/-	W	67	61
Jan. 14	at Florida *	-/-	L ^{OT}	67	69
Jan. 19	vs. Auburn * %	-/-	L ^{OT}	78	81
Jan. 28	Florida State	-/-	L ^{OT}	61	63
Feb. 2	at Georgia Tech *	-/6	L	58	74
Feb. 4	at Vanderbilt *	-/-	L ^{OT}	73	74
Feb. 9	Florida *	-/-	W	75	74
Feb. 11	at Georgia *	-/-	W	61	59
Feb. 16	Tulane *	-/-	W	83	79
Feb. 18	LSU *	-/-	W	75	71
Feb. 23	at Tennessee *	-/-	L	60	73
Feb. 25	at Kentucky *	-/-	L	63	80
March 2	vs. Auburn * %	-/-	L ^{OT}	67	74

^ Savannah Jaycee Invitational (Savannah, Ga.)

Montgomery, Ala.

* SEC game

1963-64

Coach: Hayden Riley

14-12 (7-7 SEC) • (9-3 Home, 4-6 Road, 1-3 Neutral)

Date	Opponent	AP Rank	W/L	UA	Opp
Dec. 2	Delta State	-/-	W	111	66
Dec. 7	Howard	-/-	W	99	78
Dec. 9	Florida State	-/-	W	62	53
Dec. 14	at Texas Tech	-/-	L	74	92
Dec. 16	at Memphis State	-/-	L	75	108
Dec. 18	at Samford	-/-	W	75	67
Dec. 21	Southern Miss	-/-	W	80	74
Dec. 27	vs. The Citadel ^	-/-	L	67	76
Dec. 28	vs. TCU ^	-/-	L	64	70
Jan. 1	at Georgia *	-/-	L	47	49
Jan. 4	at Ole Miss *	-/-	W	83	77
Jan. 6	at Mississippi State *	-/-	L	56	69
Jan. 11	Spring Hill	-/-	W	76	55
Jan. 13	Chattanooga	-/-	W	96	64
Jan. 18	vs. Auburn * &	-/-	W	86	72
Jan. 27	at Florida *	-/-	L	60	86
Jan. 29	at Florida State	-/-	L	77	95

Feb. 1	Georgia Tech *	-/-	L	81	93
Feb. 3	Vanderbilt *	-/5	L	73	111
Feb. 8	Florida *	-/-	L	71	97
Feb. 10	Georgia *	-/-	W	72	70
Feb. 15	at Tulane *	-/-	W	86	73
Feb. 17	at LSU *	-/-	W	72	70
Feb. 22	Tennessee *	-/-	W	67	64
Feb. 24	Kentucky *	-/3	W	65	59
Feb. 29	vs. Auburn * &	-/-	L	76	83

^ Poinsettia Classic (Greenville, S.C.)

& Montgomery, Ala.

* SEC game

1964-65

Coach: Hayden Riley

17-9 (9-7 SEC) • (9-1 Home, 5-5 Road, 3-3 Neutral)

Date	Opponent	AP Rank	W/L	UA	Opp
Dec. 1	Howard	-/-	W	114	57
Dec. 5	Southern Miss	-/-	W	102	73
Dec. 7	Florida State	-/-	W ^{OT}	76	73
Dec. 12	at Memphis State	-/-	L	73	83
Dec. 18	vs. Virginia Tech ^	-/-	W	72	53
Dec. 19	vs. North Carolina ^	-/-	W	66	61
Dec. 21	at Richmond	-/-	W	80	70
Dec. 28	vs. Davidson #	-/10	L	62	79
Dec. 29	vs. Duquesne #	-/-	W	62	57
Jan. 2	at Ole Miss *	-/-	W	91	87
Jan. 4	at Mississippi State *	-/-	L	68	96
Jan. 9	Ole Miss *	-/-	W	107	72
Jan. 11	Mississippi State *	-/-	W	95	83
Jan. 16	vs. Auburn * &	-/-	L	68	93
Jan. 25	Florida *	-/-	L	51	67
Jan. 27	at Georgia *	-/-	W ^{2OT}	72	67
Jan. 30	at Florida State	-/-	W	75	66
Jan. 6	at LSU *	-/-	L	64	67
Feb. 8	at Tulane *	-/-	W	83	68
Feb. 13	Tulane *	-/-	W	108	81
Feb. 15	LSU *	-/-	W	90	78
Feb. 20	Tennessee *	-/8	W	63	58
Feb. 22	Kentucky *	-/-	W	75	71
Feb. 27	at Vanderbilt *	-/9	L	54	75
March 1	at Kentucky *	-/-	L	72	78
March 6	vs. Auburn * &	-/-	L	60	80

^ Virginia Tech Classic (Blacksburg, Va.)

Charlotte Invitational (Charlotte, N.C.)

& Montgomery, Ala.

* SEC game

1965-66

Coach: Hayden Riley

16-10 (9-7 SEC) • (10-2 Home, 4-4 Road, 2-4 Neutral)

Date	Opponent	AP Rank	W/L	UA	Opp
Dec. 1	Southern Miss	-/-	W	76	67
Dec. 4	Rice	-/-	W	84	80
Dec. 6	Samford	-/-	W	89	65
Dec. 11	at Southern Miss	-/-	W	93	79
Dec. 13	at Jacksonville	-/-	W	91	76
Dec. 17	vs. Clemson ^	-/-	L	62	76
Dec. 18	vs. Massachusetts ^	-/-	W	79	73
Dec. 29	vs. Penn State #	-/-	L	66	68
Dec. 30	vs. DePaul #	-/-	L	64	80
Jan. 3	at Florida *	-/-	L	53	56
Jan. 8	Stetson	-/-	W	75	50
Jan. 12	Georgia *	-/-	W	68	60
Jan. 22	vs. Auburn * &	-/-	L	71	90
Jan. 25	at Mississippi State *	-/-	W	71	63
Jan. 29	at Tennessee *	-/-	L	56	91
Jan. 31	at Kentucky *	-/2	L	62	82
Feb. 5	Tulane *	-/-	W	77	67
Feb. 7	LSU *	-/-	W	66	62
Feb. 9	at Ole Miss *	-/-	W	79	60
Feb. 12	Vanderbilt *	-/5	L	63	71
Feb. 14	Kentucky *	-/1	L	67	90
Feb. 19	at LSU *	-/-	W	81	73
Feb. 21	at Tulane *	-/-	L	72	73
Feb. 26	Mississippi State *	-/-	W ^{OT}	77	76
Feb. 28	Ole Miss *	-/-	W	99	66
March 5	vs. Auburn * &	-/-	W	88	83

^ Virginia Tech Classic (Blacksburg, Va.)

Gator Bowl Tournament (Jacksonville, Fla.)

& Montgomery, Ala.

* SEC game

1966-67

Coach: Hayden Riley

13-13 (6-12 SEC) • (8-3 Home, 2-8 Road, 3-2 Neutral)

Date	Opponent	AP Rank	W/L	UA	Opp
Dec. 1	Jacksonville State	-/-	W	99	78
Dec. 5	Louisiana Tech	-/-	W	84	73
Dec. 7	at Southern Miss ^	-/-	L	65	77
Dec. 8	vs. Texas A&M ^	-/-	W	89	68
Dec. 12	at Southern Miss *	-/-	W	103	89
Dec. 17	at Ole Miss *	-/-	L	58	79
Dec. 19	at Mississippi State *	-/-	L	59	63
Dec. 27	vs. TCU #	-/-	W	81	71
Dec. 28	vs. Florida State #	-/-	W	80	79
Jan. 2	Vanderbilt *	-/9	L	81	84
Jan. 7	at Tennessee *	-/-	L	52	77
Jan. 14	LSU *	-/-	W	76	74
Jan. 21	at Samford	-/-	W	102	89
Jan. 23	Mississippi State *	-/-	W	91	74
Jan. 28	Florida *	-/-	L	74	86
Jan. 30	Georgia *	-/-	L	66	73
Feb. 4	at Georgia *	-/-	L	60	68
Feb. 6	at Florida *	-/-	L	50	82
Feb. 11	vs. Auburn * &	-/-	L	63	66
Feb. 13	Ole Miss *	-/-	W	83	73
Feb. 18	at LSU *	-/-	W	86	77
Feb. 20	at Vanderbilt *	-/9	L	80	117
Feb. 25	Kentucky *	-/-	W	81	71
Feb. 27	Tennessee *	-/9	W	53	52
March 3	vs. Auburn * &	-/-	L	96	99
March 6	at Kentucky *	-/-	L	78	110

^ Hattiesburg Classic (Hattiesburg, Miss.)

Mobile Classic (Mobile, Ala.)

& Montgomery, Ala.

* SEC game

1967-68

Coach: Hayden Riley

10-16 (3-15 SEC) • (8-8 Home, 0-8 Road, 2-0 Neutral)

Date	Opponent	AP Rank	W/L	UA	Opp
Dec. 4	Virginia Tech	-/-	W	92	70
Dec. 9	Duke	-/-	L	80	86
Dec. 11	Southern Miss	-/-	W	90	86
Dec. 16	Ole Miss *	-/-	W	76	59
Dec. 18	Mississippi State *	-/-	W	80	69
Dec. 21	Arkansas	-/-	W	82	65
Dec. 27	vs. Baylor ^	-/-	W	85	75
Dec. 28	vs. Tulane ^	-/-	W	90	83
Dec. 30	at LSU *	-/-	L	70	81
Jan. 2	Vanderbilt *	-/4	L ^{OT}	61	67
Jan. 6	Tennessee *	-/6	L	63	82
Jan. 8	Kentucky *	-/5	L	76	84
Jan. 13	Birmingham-Southern	-/-	W	90	68
Jan. 22	at Mississippi State *	-/-	L	69	72
Jan. 27	at Florida *	-/-	L	75	88
Jan. 29	at Georgia *	-/-	L	73	95
Feb. 1	Samford !	-/-	W	86	65
Feb. 3	Georgia *	-/-	L	81	95
Feb. 5	Florida *	-/-	L	59	64
Feb. 10	Auburn *	-/-	W	64	63
Feb. 12	at Ole Miss *	-/-	L	69	77
Feb. 17	LSU *	-/-	L	89	99
Feb. 19	Vanderbilt *	-/9	L	74	89
Feb. 24	at Kentucky *	-/5	L	83	96
Feb. 26	at Tennessee *	-/-	L	56	75
March 2	at Auburn *	-/-	L	69	73

^ Mobile Classic (Mobile, Ala.)

& Montgomery, Ala.

* SEC game

! First game in Coleman Coliseum

ALL-TIME RESULTS

1968-69

Coach: C.M. Newton

4-20 (1-17 SEC) • (3-9 Home, 0-10 Road, 1-1 Neutral)

Date	Opponent	AP Rank	W/L	UA	Opp
Dec. 2	at Duke	-/17	L	48	86
Dec. 4	Texas	-/-	W	88	62
Dec. 9	Georgia *	-/-	L	73	80
Dec. 13	Miami	-/-	W	85	73
Dec. 16	Florida *	-/-	L	45	56
Dec. 19	Clemson	-/-	L	74	96
Dec. 21	vs. Arkansas ^	-/-	L	48	52
Dec. 30	vs. Samford !	-/-	W	87	64
Jan. 4	LSU *	-/-	W	85	83
Jan. 11	Vanderbilt *	-/-	L	73	76
Jan. 15	Auburn *	-/-	L	63	78
Jan. 25	Tennessee *	-/-	L	43	70
Jan. 27	Kentucky *	-/5	L ^{OT}	70	83
Feb. 1	Mississippi State *	-/-	L ^{OT}	67	68
Feb. 3	Ole Miss *	-/-	L ^{OT}	51	53
Feb. 8	LSU *	-/-	L	75	81
Feb. 10	Georgia *	-/-	L	78	87
Feb. 15	Vanderbilt *	-/-	L	74	89
Feb. 17	Auburn *	-/-	L	53	60
Feb. 22	Tennessee *	-/17	L	52	86
Feb. 24	Kentucky *	-/6	L	79	108
March 3	Ole Miss *	-/-	L	72	78
March 5	Mississippi State *	-/-	L	60	67
March 8	Florida *	-/-	L	60	73

^ Little Rock Classic (Little Rock, Ark.)

* SEC game

1969-70

Coach: C.M. Newton

8-18 (5-13 SEC) • (7-6 Home, 0-11 Road, 1-1 Neutral)

Date	Opponent	AP Rank	W/L	UA	Opp
Dec. 1	Southern Miss	-/-	W	104	74
Dec. 4	at Texas	-/-	L	63	90
Dec. 8	at Georgia *	-/-	L	57	78
Dec. 11	Arkansas State	-/-	W	93	79
Dec. 17	at Clemson	-/-	L	95	104
Dec. 20	Ohio State	-/-	L	68	96
Dec. 26	vs. N.C. State ^	-/-	L	51	75
Dec. 27	vs. Rutgers ^	-/-	W	80	69
Jan. 3	at LSU *	-/-	L	83	90
Jan. 5	Tulane	-/-	L ^{OT}	63	75
Jan. 7	at Florida *	-/-	L	70	79
Jan. 10	Vanderbilt *	-/-	L	85	88
Jan. 12	Auburn *	-/-	L	77	86
Jan. 24	at Tennessee *	-/-	L	67	103
Jan. 26	at Kentucky *	-/2	L	71	86
Jan. 31	Mississippi State *	-/-	W	95	75
Feb. 2	Ole Miss *	-/-	W	95	87
Feb. 7	LSU *	-/-	W	106	104
Feb. 9	Georgia *	-/-	W	94	86
Feb. 14	at Auburn *	-/-	L	78	121
Feb. 16	at Vanderbilt *	-/-	L	79	101
Feb. 21	Tennessee *	-/-	L	70	77
Feb. 23	Kentucky *	-/2	L	89	98
Feb. 28	at Mississippi State *	-/-	L	77	87
March 2	at Ole Miss *	-/-	L	83	93
March 7	Florida *	-/-	W	89	79

^ Lafayette Classic (Gastonia, N.C.)

* SEC game

1970-71

Coach: C.M. Newton

10-16 (6-12 SEC) • (8-5 Home, 1-11 Road, 1-0 Neutral)

Date	Opponent	AP Rank	W/L	UA	Opp
Dec. 1	Sewanee	-/-	W	97	56
Dec. 5	Texas	-/-	W	90	78
Dec. 7	at Ohio State	-/-	L	58	74
Dec. 12	Louisville	-/20	W	91	82
Dec. 14	Oklahoma	-/-	L	70	79
Dec. 18	vs. TCU ^	-/-	L	75	88
Dec. 19	vs. Texas-Arlington ^	-/-	W	102	85
Dec. 21	at Southern California	-/8	L	75	122
Jan. 4	LSU *	-/18	W	101	87
Jan. 6	Florida *	-/-	W	70	63

Jan. 9	at Vanderbilt *	-/-	L	76	93
Jan. 11	at Auburn *	-/-	L	72	83
Jan. 23	Tennessee *	-/8	L	62	79
Jan. 25	Kentucky *	-/12	L	73	86
Jan. 30	at Mississippi State *	-/-	L ^{OT}	67	71
Feb. 1	at Ole Miss *	-/-	W	101	91
Feb. 6	at LSU *	-/-	L	78	107
Feb. 8	Georgia *	-/-	L	70	71
Feb. 13	Auburn *	-/-	L	76	92
Feb. 15	Vanderbilt *	-/-	W	75	74
Feb. 20	at Tennessee *	-/13	L	77	89
Feb. 22	at Kentucky *	-/12	L	74	101
Feb. 27	Mississippi State *	-/-	W ^{3OT}	79	78
March 1	Ole Miss *	-/-	W	74	72
March 4	at Georgia *	-/-	L	76	84
March 6	at Florida *	-/-	L	66	79

^ Fort Worth Classic (Fort Worth, Texas)

* SEC game

1971-72

Coach: C.M. Newton

18-8 (13-5 SEC) • (13-0 Home, 5-8 Road)

Date	Opponent	AP Rank	W/L	UA	Opp
Dec. 1	Rollins	-/-	W	95	81
Dec. 4	at Texas	-/-	L	83	85
Dec. 9	South Florida ^	-/-	W	123	97
Dec. 10	Southern Miss ^	-/-	W	108	80
Dec. 13	at Oklahoma	-/-	L	73	79
Dec. 21	at Louisville	-/19	L	70	89
Jan. 3	at Florida *	-/-	L	77	79
Jan. 8	at Georgia Tech	-/-	W	90	85
Jan. 10	at LSU *	-/-	W	101	80
Jan. 15	Vanderbilt *	-/-	W	79	76
Jan. 22	Auburn *	-/-	W	89	66
Jan. 25	Georgia Tech	-/-	W	99	68
Jan. 29	at Tennessee *	-/-	L	77	79
Jan. 31	at Kentucky *	-/-	L	74	77
Feb. 5	Mississippi State *	-/-	W	77	71
Feb. 7	Mississippi *	-/-	W	93	88
Feb. 12	LSU *	-/-	W ^{4OT}	103	99
Feb. 14	at Georgia *	-/-	W	99	91
Feb. 19	at Auburn *	-/-	W	79	78
Feb. 21	at Vanderbilt *	-/-	L	91	111
Feb. 26	Tennessee *	-/-	W ^{OT}	72	67
Feb. 28	Kentucky *	-/18	W	73	70
March 4	at Mississippi State *	-/-	L ^{OT}	91	97
March 6	at Ole Miss *	-/-	W	75	68
March 9	Georgia *	-/-	W	101	73
March 11	Florida *	-/-	W	86	82

^ Alabama Classic (Tuscaloosa, Ala.)

* SEC game

1972-73

Coach: C.M. Newton

22-8 (13-5 SEC) • (12-1 Home, 6-5 Road, 4-2 Neutral)

NIT Semifinals					
Date	Opponent	AP Rank	W/L	UA	Opp
Dec. 1	vs. Cornell ^	-/-	W	107	84
Dec. 2	at Wake Forest ^	-/-	L	88	94
Dec. 9	Southern California	-/-	W	76	66
Dec. 11	Georgia Tech	-/-	W	89	73
Dec. 22	vs. Florida State &	18/7	W	74	68
Dec. 23	at Dayton &	18/-	W	77	76
Jan. 3	Florida *	14/-	W	69	56
Jan. 6	LSU *	14/-	W	77	66
Jan. 13	Vanderbilt *	14/9	W	83	77
Jan. 15	Trinity	14/-	W	104	63
Jan. 20	at Auburn *	11/-	W	76	64
Jan. 22	at Georgia Tech	11/-	W	89	83
Jan. 24	at Florida *	9/-	W	82	74
Jan. 27	Tennessee *	9/-	W	72	56
Jan. 29	Kentucky *	9/-	L	93	95
Feb. 3	Mississippi State *	6/-	W	96	86
Feb. 5	at Ole Miss *	6/-	L	62	66
Feb. 10	at LSU *	10/-	L	70	72
Feb. 12	Georgia *	10/-	W	78	67
Feb. 17	Auburn *	17/-	W	87	75
Feb. 19	Vanderbilt *	17/-	W	87	78
Feb. 24	at Tennessee *	18/-	L	71	72

Feb. 26	at Kentucky *	18/-	L	95	111
March 3	at Mississippi State *	-/-	W	92	87
March 5	Ole Miss *	-/-	W	92	67
March 8	at Georgia *	-/-	W	78	70
March 19	vs. Manhattan #	-/-	W	87	86
March 22	vs. Minnesota #	-/-	W	69	65
March 24	vs. Virginia Tech #	-/-	L	73	74
March 25	vs. North Carolina #	-/11	L	69	88

^ Twin Cities Classic (Winston-Salem, N.C.)

& Dayton Holiday Tournament (Dayton, Ohio)

NIT (New York City)

* SEC game

1973-74

Coach: C.M. Newton

22-4 (15-3 SEC) • (11-1 Home, 9-2 Road, 2-1 Neutral)

SEC Regular-Season Champions

No. 14 AP Final Ranking

Date	Opponent	AP Rank	W/L	UA	Opp
Nov. 30	at Georgia Tech	18/-	W	88	64
Dec. 6	Oklahoma State	18/-	W	96	73
Dec. 10	Virginia Tech	18/-	W	75	64
Dec. 21	vs. St. John's ^	10/-	L	67	72
Dec. 22	vs. Columbia ^	10/-	W	70	43
Dec. 27	vs. South Carolina &	13/-	W	77	75
Dec. 28	at Louisville &	13/8	W	65	55
Jan. 5	at Vanderbilt *	7/10	L	72	73
Jan. 7	at Tennessee *	7/-	W	79	73
Jan. 12	Mississippi State *	12/-	W	85	68
Jan. 14	Ole Miss *	12/-	W	88	71
Jan. 19	at LSU *	10/-	W	80	79
Jan. 21	Kentucky *	10/-	W	81	77
Jan. 23	Georgia Tech	9/-	W	102	83
Jan. 26	at Georgia *	9/-	W	86	71
Jan. 28	Florida *	9/-	W	98	79
Feb. 2	at Auburn *	8/-	W	73	64
Feb. 4	Vanderbilt *	8/7	L	65	67
Feb. 9	Tennessee *	8/-	W	73	54
Feb. 11	at Mississippi State *	8/-	W	76	74
Feb. 16	at Ole Miss *	8/-	W	77	57
Feb. 18	LSU *	8/-	W	99	87
Feb. 23	at Kentucky *	8/-	W	94	71
Feb. 25	Georgia *	8/-	W	99	74
March 2	at Florida *	7/-	L	61	64
March 4	Auburn *	7/-	W	97	84

^ Connecticut Classic (New Haven, Conn.)

& Louisville Holiday Classic (Louisville, Ky.)

* SEC game

1974-75

Coach: C.M. Newton

22-5 (15-3 SEC) • (11-1 Home, 10-3 Road, 1-1 Neutral)

SEC Regular-Season Champions

NCAA First Round (West Regional)

No. 10 AP Final Ranking

Date	Opponent	AP Rank	W/L	UA	Opp
Dec. 2	at Oklahoma State	9/-	W	74	67
Dec. 7	East Carolina	11/-	W	99	86
Dec. 9	Georgia Tech	11/-	W	91	76
Dec. 21	Austin Peay	8/-	W	85	65
Dec. 23	at Virginia Tech	8/-	W	77	73
Dec. 29	vs. Houston ^	7/-	W	105	88
Dec. 30	vs. LaSalle ^	7/-	L	73	77
Jan. 4	Vanderbilt *	6/-	W	104	77
Jan. 6	Tennessee *	6/-	W	82	78
Jan. 11	at Mississippi State *	8/-	W	86	71
Jan. 13	at Ole Miss *	8/-	W	74	71
Jan. 18	LSU *	7/-	W	93	67
Jan. 20	at Kentucky *	7/-	L	69	74
Jan. 22	at Georgia Tech	6/-	W	97	80
Jan. 25	Georgia *	6/-	W	92	68
Jan. 27	at Florida *	6/-	W	73	67
Feb. 1	Auburn *	9/14	W	77	53
Feb. 3	at Vanderbilt *	9/-	W	86	72
Feb. 8	at Tennessee *	7/15	W	71	66
Feb. 10	Mississippi State *	7/-	W	83	68
Feb. 15	Ole Miss *	5/-	W	88	79
Feb. 17	at LSU *	5/-	W	80	76
Feb. 22	Kentucky *	8/7	L	79	84

RECORDS & HISTORY

RECORDS & HISTORY

ALL-TIME RESULTS

Feb. 24	at Georgia *	8/-	W	73	64
March 1	Florida *	7/-	W	100	75
March 8	at Auburn *	10/-	L	70	76
March 15	vs. Arizona State #	11/-	L	94	97

^ Sugar Bowl Tournament (New Orleans, La.)
& Louisville Holiday Classic (Louisville, Ky.)
NCAA Tournament (Tempe, Ariz.)
* SEC game

1975-76

Coach: C.M. Newton

23-5 (15-3 SEC) • (12-0 Home, 6-3 Road, 5-2 Neutral)

SEC Regular-Season Champions

NCAA Sweet 16 (Midwest Regional)

No. 6 AP Final Ranking

Date	Opponent	AP Rank	W/L	UA	Opp
Nov. 22	Athletes in Action (Exh.)	12/-	L	62	63
Dec. 1	Southern Miss	14/-	W	91	67
Dec. 3	LaSalle	14/15	W	78	57
Dec. 6	vs. Providence !	14/-	W	71	67
Dec. 8	Middle Tennessee	8/-	W	76	62
Dec. 19	vs. Pittsburgh ^	8/-	W	62	53
Dec. 20	vs. Florida State ^	8/-	W	76	72
Dec. 29	vs. Princeton &	8/-	L	59	61
Dec. 30	vs. Seton Hall &	8/-	W	100	64
Jan. 3	Vanderbilt *	8/-	W	83	66
Jan. 5	Kentucky *	8/-	W	76	63
Jan. 10	at Auburn *	10/-	W	63	62
Jan. 12	at Florida *	10/-	L	70	71
Jan. 17	LSU *	11/-	W	113	75
Jan. 19	Ole Miss *	11/-	W	64	41
Jan. 24	Mississippi State *	12/-	W	92	81
Jan. 31	at Tennessee *	11/-	L	74	80
Feb. 2	at Georgia *	11/-	W ^{OT}	69	67
Feb. 7	Auburn *	14/-	W	86	75
Feb. 9	Florida *	14/-	W	79	73
Feb. 14	at LSU *	11/-	W	78	74
Feb. 16	at Ole Miss *	11/-	W	78	70
Feb. 21	at Mississippi State *	10/-	W	65	61
Feb. 28	Tennessee *	7/11	W ^{2OT}	93	90
March 1	Georgia *	7/-	W	87	76
March 6	at Kentucky *	6/-	L	85	90
March 8	at Vanderbilt *	6/-	W ^{OT}	84	77
March 13	vs. North Carolina #	8/5	W	79	64
March 18	vs. Indiana #	6/1	L	69	74

! Madison Square Garden (New York City)

^ Big Sun Tournament (St. Petersburg, Fla.)

& Maryland Invitational (College Park, Md.)

NCAA Tournament (New York City, N.Y.)

* SEC game

1976-77

Coach: C.M. Newton

25-6 (14-4 SEC) • (9-2 Home, 9-2 Road, 7-2 Neutral)

NIT Semifinals

No. 10 AP Final Ranking

Date	Opponent	AP Rank	W/L	UA	Opp
Nov. 26	vs. Purdue ^	13/-	W	97	80
Nov. 29	Morehead State	13/-	W	114	68
Dec. 1	South Carolina	13/-	W	90	66
Dec. 4	at LaSalle	13/-	W	82	77
Dec. 17	vs. Oklahoma State &	7/-	W	70	61
Dec. 18	vs. Virginia Tech &	7/-	W	108	78
Dec. 22	vs. Georgetown %	5/-	W	66	64
Dec. 23	at South Carolina %	5/-	W	67	62
Dec. 28	vs. Western Michigan ^	4/-	W	83	74
Jan. 3	at Auburn *	4/-	W	74	71
Jan. 5	at Florida *	4/-	W	83	71
Jan. 8	LSU *	4/-	W	80	77
Jan. 10	Ole Miss *	4/-	W	101	88
Jan. 15	at Mississippi State *	4/-	W	65	63
Jan. 22	at Tennessee *	4/14	L ^{2OT}	93	102
Jan. 24	at Georgia *	3/-	W	78	74
Jan. 29	Kentucky *	3/6	L	85	87
Jan. 31	Vanderbilt *	3/-	W	96	82
Feb. 5	at LSU *	3/-	W ^{2O}	77	70
Feb. 7	at Ole Miss *	8/-	W	72	68
Feb. 12	Mississippi State *	7/-	W	73	69
Feb. 19	Tennessee *	4/14	L	89	92

Feb. 21	Georgia *	4/-	W	78	68
Feb. 26	at Kentucky *	8/2	L	70	85
Feb. 28	at Vanderbilt *	8/-	W	78	77
March 5	Auburn *	12/-	W	81	77
March 7	Florida *	12/-	W	83	70
March 10	vs. Memphis State #	12/-	W	80	63
March 14	vs. Virginia Tech !	12/-	W	79	72
March 17	vs. Houston !	11/-	L	76	82
March 20	vs. Villanova !	11/-	L	89	102

^ Birmingham, Ala.

& Dayton Classic (Dayton, Ohio)

% Carolina Classic (Columbia, S.C.)

NIT (Birmingham, Ala.)

! NIT (New York City)

* SEC game

1977-78

Coach: C.M. Newton

17-10 (11-7 SEC) • (9-0 Home, 3-8 Road, 5-2 Neutral)

Date	Opponent	AP Rank	W/L	UA	Opp
Nov. 25	Athletes in Action (Exh.)	15/-	L	78	88
Nov. 30	at South Carolina	15/-	W	92	67
Dec. 3	at Purdue	15/-	L	65	82
Dec. 5	Tennessee Tech	-/-	W	94	66
Dec. 10	vs. Missouri ^	-/-	W	75	71
Dec. 14	vs. Michigan ^	-/15	W	78	63
Dec. 20	vs. Princeton &	18/-	W	61	60
Dec. 21	at Indiana &	18/-	L	57	66
Dec. 27	vs. Princeton %	-/-	W	68	65
Dec. 29	vs. Georgetown %	-/-	L	73	83
Jan. 2	Ole Miss *^	-/-	W	65	62
Jan. 4	LSU *	-/-	W	70	67
Jan. 8	Mississippi State *	-/-	W	76	59
Jan. 14	at Tennessee *	-/-	L	78	87
Jan. 16	at Georgia *	-/-	L ^{OT}	70	71
Jan. 21	Vanderbilt *	-/-	W	66	59
Jan. 23	Kentucky *	-/1	W	78	62
Jan. 28	at Auburn *	-/-	W	81	74
Jan. 30	at Florida *	-/-	L	73	84
Feb. 4	at Mississippi State *	-/-	L	60	69
Feb. 11	Tennessee *	-/-	W	93	89
Feb. 13	Georgia *	-/-	W	67	66
Feb. 18	at Vanderbilt *	-/-	L ^{OT}	69	71
Feb. 20	at Kentucky *	-/3	L	84	97
Feb. 25	Auburn *	-/-	W	89	86
Feb. 27	Florida *	-/-	W	81	70
March 4	at Ole Miss *	-/-	W	66	63
March 6	at LSU *	-/-	L	85	103

^ Birmingham, Ala.

& Indiana Classic (Bloomington, Ind.)

% Holiday Festival (New York City)

* SEC game

1978-79

Coach: C.M. Newton

22-11 (11-7 SEC) • (8-2 Home, 5-6 Road, 9-3 Neutral)

NIT Final Four

Date	Opponent	AP Rank	W/L	UA	Opp
Nov. 24	vs. Wagner ^	19/-	L	74	96
Nov. 25	vs. American ^	19/-	W	110	87
Nov. 29	Austin Peay	-/-	W	83	64
Dec. 2	at Michigan	-/8	L	84	99
Dec. 5	vs. Middle Tennessee	-/-	W	89	66
Dec. 18	at Missouri	-/-	W	65	58
	Athletes in Action (Exh.)	-/-	L	68	76
Dec. 28	vs. Bradley &	-/-	W	66	64
Dec. 29	vs. Virginia &	-/-	W	71	69
Jan. 3	Mississippi State *	-/18	W	87	65
Jan. 6	at Tennessee *	-/-	L	77	85
Jan. 8	at Georgia *	-/-	W	83	71
Jan. 10	LSU *	-/5	W	90	76
Jan. 13	Kentucky *	-/17	W	55	52
Jan. 15	Vanderbilt *	-/-	L ^{OT}	73	75
Jan. 20	at Auburn *	18/-	W	83	76
Jan. 22	at Florida *	18/-	W	77	66
Jan. 27	at Mississippi State *	18/-	W	68	67
Feb. 3	Tennessee *	13/-	L	77	83
Feb. 5	Georgia *	13/-	W	67	59
Feb. 8	Ole Miss *	16/-	W	83	73
Feb. 10	at Kentucky *	16/-	L	71	80

Feb. 12	at Vanderbilt *	16/17	L	57	65
Feb. 17	Auburn *	20/-	W	80	73
Feb. 19	Florida *	20/-	W	90	76
Feb. 22	at LSU *	-/5	L	66	86
Feb. 24	at Ole Miss *	-/-	L	80	89
Feb. 28	vs. Florida !	-/-	W	81	64
March 1	vs. Kentucky !	-/-	L	100	101
March 8	vs. St. Bonaventure #	-/-	W	98	89
March 12	vs. Virginia #	-/-	W	90	88
March 15	vs. Texas A&M \$	-/-	W	72	68
March 19	vs. Purdue %	-/-	L	68	87
March 21	vs. Ohio State %	-/-	W	96	86

^ Joe Lapchick Memorial (New York City)

& Sugar Bowl Tournament (New Orleans)

! SEC Tournament (Birmingham, Ala.)

NIT (Birmingham, Ala.)

\$ NIT (Houston, Texas)

% NIT (New York City)

* SEC game

1979-80

Coach: C.M. Newton

18-12 (12-6 SEC) • (7-5 Home, 7-3 Road, 4-4 Neutral)

NIT Second Round

Date	Opponent	AP Rank	W/L	UA	Opp
Nov. 30	vs. Maine ^	-/-	W	76	59
Dec. 3	La Salle	-/-	L	80	82
Dec. 4	Northeastern	-/-	W	88	73
Dec. 8	at Wisconsin	-/-	W	66	62
Dec. 15	Vanderbilt *	-/-	W	90	68
Dec. 19	at Tennessee *	-/-	L ^{3OT}	78	79
Dec. 21	vs. Georgia Tech	-/-	L	59	83
Dec. 22	vs. Miami	-/-	W	87	69
Dec. 28	vs. St. Louis	-/-	L	75	83
Dec. 29	vs. Houston	-/-	L	75	83
Jan. 2	at Mississippi State *	-/-	L	66	80
Jan. 5	Ole Miss *	-/-	W	78	56
Jan. 7	at LSU *	-/6	W	57	56
Jan. 12	at Kentucky *	-/4	W	78	64
Jan. 16	Georgia *	-/-	L	65	68
Jan. 19	Florida *	-/-	W	80	62
Jan. 23	at Auburn *	-/-	W ^{OT}	50	46
Jan. 26	Tennessee *	-/19	W ^{OT}	72	59
Jan. 30	Mississippi State *	-/-	W	80	68
Feb. 2	at Ole Miss *	-/-	L	65	71
Feb. 6	LSU *	-/6	L	66	68
Feb. 9	Kentucky *	-/5	L	63	72
Feb. 11	at Georgia *	-/-	W ^{OT}	66	64
Feb. 16	at Florida *	-/-	W	84	73
Feb. 20	Auburn *	-/-	W	59	47
Feb. 23	at Vanderbilt *	-/-	W	79	72
Feb. 28	vs. Mississippi State !	-/-	W	76	75
Feb. 29	vs. LSU !	-/3	L	66	73
March 5	vs. Penn State #	-/-	W	53	49
March 10	Murray State %	-/-	L	62	70

^ Birmingham, Ala.

! SEC Tournament (Birmingham, Ala.)

NIT (Birmingham, Ala.)

% NIT (Tuscaloosa, Ala.)

* SEC game

1980-81


Coach: Wimp Sanderson

18-11 (10-8 SEC) • (11-2 Home, 5-7 Road, 2-2 Neutral)

NIT Second Round

Date	Opponent	AP Rank	W/L	UA	Opp
Nov. 28	Northern Iowa	-/-	W	93	66
Dec. 1	Wisconsin	-/-	W	90	75
Dec. 3	Florida Southern	-/-	W	73	59
Dec. 6	at La Salle	-/-	W	81	65
Dec. 13	vs. Texas Tech ^	-/-	W	66	64
Dec. 15	Western Carolina	-/-	W	67	57
Dec. 19	vs. Old Dominion &	-/-	W	71	63
Dec. 20	vs. Wake Forest &	-/12	L	66	79
Dec. 27	at Vanderbilt *	-/-	L	91	93
Jan. 3	Tennessee *	-/18	L ^{OT}	69	70
Jan. 7	at Mississippi State *	-/-	W	80	69
Jan. 10	at Ole Miss *	-/-	W	74	48
Jan. 14	LSU *	-/6	L	56	59

ALL-TIME RESULTS



The 1975-76 team went 23-5, won the SEC, made it to the Sweet 16 and finished at No. 6 in the nation.

Jan. 17	Kentucky *	-/3	W	59	55
Jan. 21	at Georgia *	-/-	W	83	71
Jan. 24	at Florida *	-/-	L	91	97
Jan. 28	Auburn *	-/-	W	83	73
Jan. 31	at Tennessee *	-/11	L	58	67
Feb. 4	Mississippi State *	-/-	W	91	79
Feb. 7	Ole Miss *	-/-	W	51	49
Feb. 11	at LSU *	-/4	L	57	70
Feb. 14	at Kentucky *	-/11	L	62	77
Feb. 18	Georgia *	-/-	W	91	74
Feb. 21	Florida *	-/-	W	57	44
Feb. 25	at Auburn *	-/-	L	54	56
Feb. 28	Vanderbilt *	-/-	W	82	68
March 5	vs. Georgia !	-/-	L	80	88
March 14	at St. John's #	-/-	W	73	69
March 19	at Duke %	-/-	L	70	75

^ Birmingham, Ala.
 & Cable Car Classic (Santa Clara, Calif.)
 ! SEC Tournament (Birmingham, Ala.)
 # NIT (New York City)
 % NIT (Durham, N.C.)
 * SEC game

1981-82

Coach: Wimp Sanderson

24-7 (12-6 SEC) • (11-1 Home, 7-5 Road, 6-1 Neutral)

SEC Tournament Champions
 NCAA Sweet 16 (East Regional)
 No. 13 AP Final Ranking

Date	Opponent	AP Rank	W/L	UA	Opp
Nov. 27	New Hampshire	10/-	W	99	65
Dec. 1	Tennessee-Martin	17/-	W	94	64
Dec. 5	at Texas Tech	17/-	W	95	93
Dec. 7	at SMU	17/-	W	69	62
Dec. 12	Vanderbilt *	16/-	W	79	68
Dec. 19	vs. Penn State ^	14/-	W	88	64
Dec. 21	Biscayne	14/-	W	94	63
Dec. 28	vs. Delaware &	12/-	W	84	62
Dec. 29	vs. Maine &	12/-	W	77	61
Jan. 2	at Tennessee *	12/-	L	67	88
Jan. 6	at Mississippi State *	16/-	W	71	53
Jan. 9	Ole Miss *	16/-	W	75	64
Jan. 13	LSU *	13/-	W	109	86
Jan. 16	at Kentucky *	13/6	L	69	86
Jan. 20	Georgia *	16/-	W	81	66
Jan. 23	Florida *	16/-	W	82	71
Jan. 27	at Auburn *	13/-	W	67	65

Jan. 30	Tennessee *	13/15	W ^{OT}	77	72
Feb. 3	Mississippi State *	8/-	W	66	63
Feb. 6	at Ole Miss *	8/-	L	69	79
Feb. 10	at LSU *	10/-	L	68	73
Feb. 13	Kentucky *	10/12	L	62	72
Feb. 17	at Georgia *	19/-	W	99	85
Feb. 20	at Florida *	19/-	W	70	69
Feb. 24	Auburn *	17/-	W	74	72
Feb. 27	at Vanderbilt *	17/-	L	63	80
March 4	vs. Georgia !	13/-	W	85	74
March 5	vs. Tennessee !	13/-	W	56	50
March 6	vs. Kentucky !	13/-	W	48	46
March 14	vs. St. John's #	13/-	W	69	68
March 19	vs. North Carolina %	13/-	L	69	74

^ Birmingham, Ala.
 & Best Holiday Classic (Portland, Maine)
 ! SEC Tournament (Lexington, Ky.)
 # NCAA Tournament (Uniondale, N.Y.)
 % NCAA Tournament (Raleigh, N.C.)
 * SEC game

1982-83

Coach: Wimp Sanderson

20-12 (8-10 SEC) • (11-2 Home, 3-8 Road, 6-2 Neutral)

SEC Tournament Runner-up

NCAA First Round (Midwest Regional)

Date	Opponent	AP Rank	W/L	UA	Opp
Nov. 29	vs. Middle Tennessee	12/-	W	103	58
Dec. 4	Texas Tech	13/-	W	74	53
Dec. 6	SMU	13/-	W	74	56
Dec. 11	at Penn State	11/-	W ^{3OT}	75	67
Dec. 18	Louisiana Tech	10/-	W	88	73
Dec. 20	Texas Southern	10/-	W	88	58
Dec. 28	vs. Southern California &	6/-	W	74	61
Dec. 29	vs. Georgetown &	6/10	W	94	73
Jan. 3	at Florida *	6/-	L	85	89
Jan. 5	at Auburn *	5/-	L	80	91
Jan. 8	Kentucky *	5/3	W	74	67
Jan. 11	Vanderbilt *	10/-	L	79	81
Jan. 15	at Georgia *	-/-	L	64	67
Jan. 18	at Tennessee *	-/-	L	64	73
Jan. 22	LSU *	-/-	W	75	70
Jan. 24	Ole Miss *	-/-	L	63	64
Jan. 28	at UCLA	-/1	W	70	67
Jan. 31	at Mississippi State *	-/-	L	69	78
Feb. 5	at Kentucky *	-/15	L	70	76
Feb. 7	at Vanderbilt *	-/-	L	60	61

Feb. 12	Georgia *	-/-	W	73	71
Feb. 14	Tennessee *	-/-	W	90	78
Feb. 19	at LSU *	-/-	W	71	67
Feb. 21	at Ole Miss *	-/-	L	52	56
Feb. 26	Mississippi State *	-/-	W	83	58
March 3	Florida *	-/-	W ^{2OT}	106	99
March 6	Auburn *	-/-	W	86	78
March 10	vs. Auburn !	-/-	W	62	61
March 11	vs. Kentucky !	-/10	W	69	64
March 12	vs. Mississippi State !	-/-	W	51	50
March 13	vs. Georgia !	-/-	L	71	86
March 17	vs. Lamar #	-/-	L	50	73

^ Birmingham, Ala.
 & Winston Tire Care Classic (Los Angeles)
 ! SEC Tournament (Birmingham, Ala.)
 # NCAA Tournament (Houston, Texas)
 * SEC game

1983-84

Coach: Wimp Sanderson

18-12 (10-8 SEC) • (13-1 Home, 2-7 Road, 3-4 Neutral)

NCAA First Round (Midwest Regional)

Date	Opponent	AP Rank	W/L	UA	Opp
Nov. 26	Rider	-/-	W	70	50
Nov. 28	Cincinnati	-/-	W	83	64
Dec. 1	McNeese State	-/-	W	93	77
Dec. 7	East Tennessee State	-/-	W	87	64
Dec. 10	Tennessee-Martin	-/-	W	96	71
Dec. 15	vs. DePaul ^	-/-	L	76	77
Dec. 18	vs. Texas Tech ^	-/-	W	76	56
Dec. 28	vs. Michigan State &	-/-	W	81	69
Dec. 29	vs. Georgia Tech &	-/-	L	54	57
Jan. 2	Florida *	-/-	W	63	61
Jan. 5	Auburn *	-/-	L	86	91
Jan. 9	at Kentucky *	-/2	L	66	76
Jan. 11	at Vanderbilt *	-/-	L	67	69
Jan. 14	Georgia *	-/15	W	65	60
Jan. 16	Tennessee *	-/-	W	82	72
Jan. 21	at LSU *	-/15	L	84	85
Jan. 23	at Ole Miss *	-/-	W	69	56
Jan. 28	Mississippi State *	-/-	W	74	57
Feb. 4	Kentucky *	-/3	W	69	62
Feb. 6	Vanderbilt *	-/-	W	80	73
Feb. 10	at Georgia *	-/-	L	69	82
Feb. 13	at Tennessee *	-/-	W	72	66
Feb. 17	LSU *	-/17	W ^{OT}	51	49
Feb. 20	Ole Miss *	-/-	W	74	65

RECORDS & HISTORY

ALL-TIME RESULTS

Feb. 26	at Mississippi State *	-/-	L	70	74
March 1	at Florida *	-/-	L	62	81
March 3	at Auburn *	-/-	L	70	83
March 7	vs. LSU !	-/-	W ^{OT}	72	70
March 10	vs. Kentucky !	-/3	L	46	48
March 16	vs. Illinois State #	-/-	L	48	49
^ Suntry Ball (Osaka, Japan)					
& Cotton States Classic (Atlanta)					
! SEC Tournament (Nashville, Tenn.)					
# NCAA Tournament (Lincoln, Neb.)					
* SEC game					

1984-85

Coach: Wimp Sanderson

23-10 (11-7 SEC) • (13-1 Home, 4-6 Road, 6-3 Neutral)

SEC Tournament Runner-up
NCAA Sweet 16 (West Regional)

Date	Opponent	AP Rank	W/L	UA	Opp
Nov. 26	Bucknell	-/-	W	81	56
Nov. 30	Kent State	-/-	W	65	64
Dec. 3	East Tennessee State	-/-	W	100	76
Dec. 8	vs. Maryland	-/-	L	56	59
Dec. 10	Austin Peay	-/-	W	68	48
Dec. 17	at Utah	-/-	W	73	57
Dec. 20	Youngstown State	-/-	W	88	69
Dec. 27	vs. New Orleans ^	-/-	W	73	55
Dec. 28	vs. Virginia ^	-/-	W	54	48
Dec. 30	at LSU *	-/18	L	61	63
Jan. 3	Mississippi State *	-/-	L	67	71
Jan. 5	Georgia *	-/-	W	87	74
Jan. 9	LSU *	-/-	W	79	67
Jan. 12	Kentucky *	-/-	W	60	58
Jan. 16	at Auburn *	-/-	W	60	55
Jan. 19	at Tennessee *	-/-	L	67	79
Jan. 23	Vanderbilt *	-/-	W	79	77
Jan. 26	at Florida *	-/-	L	77	86
Jan. 30	Ole Miss *	-/-	W	54	47
Feb. 2	at Mississippi State *	-/-	L	46	48
Feb. 6	at Georgia *	-/-	L	70	74
Feb. 13	at Kentucky *	-/-	L	48	51
Feb. 16	Auburn *	-/-	W ^{2OT}	74	72
Feb. 20	Tennessee *	-/-	W	80	59
Feb. 23	at Vanderbilt *	-/-	W	81	56
Feb. 26	Florida *	-/-	W	81	66
March 2	at Ole Miss *	-/-	W	61	49
March 6	vs. Mississippi State !	-/-	W	42	31
March 8	vs. Georgia !	-/17	W	74	53
March 9	vs. Auburn !	-/-	L ^{OT}	49	53
March 15	vs. Arizona #	-/-	W	50	41
March 22	vs. VCU #	-/11	W	63	59
March 22	vs. N.C. State %	-/16	L	55	61

^ Sugar Bowl Tournament (New Orleans)

! SEC Tournament (Birmingham, Ala.)

NCAA Tournament (Albuquerque, N.M.)

% NCAA Tournament (Denver)

* SEC game

1985-86

Coach: Wimp Sanderson

24-9 (13-5 SEC) • (13-2 Home, 5-5 Road, 6-2 Neutral)

SEC Tournament Runner-up
NCAA Sweet 16 (Southeast Regional)

Date	Opponent	AP Rank	W/L	UA	Opp
Nov. 25	Northwestern State	-/-	W	82	77
Dec. 2	Utah	-/-	W	89	69
Dec. 4	Rider	-/-	W	91	63
Dec. 9	Murray State	-/-	W	99	65
Dec. 14	Mercer	-/-	W	92	49
Dec. 16	vs. Florida State ^	-/-	W	100	89
Dec. 21	Maryland	-/-	L	58	60
Dec. 28	vs. Nebraska %	-/-	W	78	61
Dec. 29	at UTEP %	-/-	L	62	74
Jan. 2	at Mississippi State *	-/-	W ^{OT}	71	62
Jan. 4	at Georgia *	-/-	L	80	88
Jan. 9	LSU *	-/8	W	83	67
Jan. 11	at Kentucky *	-/11	L	52	76
Jan. 16	Auburn *	-/-	W	60	56
Jan. 18	Tennessee *	-/-	W	92	79
Jan. 22	at Vanderbilt *	-/-	W	85	72

Jan. 25	Florida *	-/-	W	67	64
Jan. 29	at Ole Miss *	-/-	W	69	62
Feb. 1	Mississippi State *	-/-	W	72	54
Feb. 5	Georgia *	20/-	W	57	54
Feb. 9	at LSU *	20/-	W	80	71
Feb. 13	Kentucky *	18/11	L	71	73
Feb. 15	at Auburn *	18/-	L	69	71
Feb. 19	at Tennessee *	-/-	W	80	64
Feb. 22	Vanderbilt *	-/-	W	69	68
Feb. 25	at Florida *	-/-	L	65	77
March 2	Ole Miss *	-/-	W	74	59
March 6	vs. Georgia !	-/-	W	79	59
March 7	vs. Mississippi State !	-/-	W	77	65
March 8	vs. Kentucky !	-/3	L	72	83
March 14	vs. Xavier #	-/-	W	97	80
March 16	vs. Illinois #	-/19	W	58	56
March 20	vs. Kentucky ~	-/3	L	63	68

^ Birmingham, Ala.

% Sun Bowl (El Paso, Texas)

! SEC Tournament (Lexington, Ky.)

NCAA Tournament (Charlotte, N.C.)

~ NCAA Tournament (Atlanta)

* SEC game

1986-87

Coach: Wimp Sanderson

26-4 (16-2 SEC) • (11-1 Home, 9-2 Road, 6-1 Neutral)

Record originally 28-5 with the NCAA Tournament
appearance later vacated by the NCAA

SEC Regular-Season Champions

SEC Tournament Champions

No. 9 AP Final Ranking

Date	Opponent	AP Rank	W/L	UA	Opp
Nov. 28	at ULM	13/-	W	82	56
Dec. 1	Furman	13/-	W	96	69
Dec. 6	at Florida State	8/-	L	70	71
Dec. 10	vs. Arkansas ^	18/20	W	87	76
Dec. 13	vs. Duke %	18/-	L	67	76
Dec. 20	Appalachian State	-/-	W	95	62
Dec. 22	at Georgia *	-/-	W	71	70
Dec. 29	vs. Pennsylvania &	-/-	W	110	68
Dec. 30	vs. Missouri &	-/-	W	91	82
Jan. 3	Mississippi State *	-/-	W	64	49
Jan. 7	at Kentucky *	-/9	W	69	55
Jan. 10	Vanderbilt *	-/-	W	75	71
Jan. 12	South Carolina	-/-	W	73	63
Jan. 15	LSU *	15/-	W	69	65
Jan. 17	at Ole Miss *	15/-	W	71	62
Jan. 22	Auburn *	13/17	W	88	82
Jan. 24	at Tennessee *	13/-	W	82	71
Jan. 28	at Florida *	9/19	L ^{OT}	80	90
Jan. 31	Georgia *	9/-	W ^{OT}	83	74
Feb. 4	at Mississippi State *	9/-	W	76	55
Feb. 7	Kentucky *	9/-	L	69	70
Feb. 11	at Vanderbilt *	14/-	W	71	67
Feb. 14	at LSU *	14/-	W	60	52
Feb. 18	Ole Miss *	12/-	W	90	69
Feb. 21	at Auburn *	12/-	W	77	75
Feb. 25	Tennessee *	10/-	W	93	71
Feb. 28	Florida *	10/18	W ^{OT}	86	85
March 6	vs. Tennessee !	9/-	W	68	60
March 7	vs. Auburn !	9/-	W	87	68
March 8	vs. LSU !	9/-	W	69	62
March 12	vs. N.C. A&T #	9/-	W@	88	71
March 14	vs. New Orleans #	9/-	W@	101	76
March 19	vs. Providence ~	9/-	L@	82	103

^ Birmingham, Ala.

% East Rutherford, N.J.

& BMA Holiday Classic (Kansas City, Mo.)

! SEC Tournament (Atlanta)

NCAA Tournament (Birmingham, Ala.)

~ NCAA Tournament (Louisville, Ky.)

* SEC game

@ Games later vacated by NCAA ruling

1987-88

Coach: Wimp Sanderson

14-17 (6-12 SEC) • (9-4 Home, 1-10 Road, 4-3 Neutral)

Date	Opponent	AP Rank	W/L	UA	Opp
Nov. 27	vs. New Mexico State ^	-/-	W	85	84
Nov. 28	at Hawai'i Pacific ^	-/-	W	91	80
Nov. 29	vs. Central Michigan ^	-/-	W	83	80
Dec. 5	vs. Southern California %	-/-	W	78	69
Dec. 9	at South Carolina	-/-	L	67	73
Dec. 12	Louisiana-Monroe	-/-	W	86	66
Dec. 19	Montana State	-/-	L	69	77
Dec. 21	Mississippi Valley St.	-/-	W	64	46
Dec. 23	at Arkansas	-/-	L	55	80
Dec. 28	vs. Central Florida &	-/-	W	65	54
Dec. 29	vs. Pittsburgh &	-/-	L	51	87
Jan. 2	Baptist College	-/-	W	55	41
Jan. 7	Georgia *	-/-	L	57	59
Jan. 9	at Mississippi State *	-/-	L	56	59
Jan. 13	Kentucky *	-/5	L	55	63
Jan. 16	at Vanderbilt *	-/-	L	60	76
Jan. 20	at LSU *	-/-	L	52	67
Jan. 23	Ole Miss *	-/-	W	73	66
Jan. 27	at Auburn *	-/-	L	74	84
Jan. 30	Tennessee *	-/-	W	82	69
Feb. 3	Florida *	-/19	L	64	74
Feb. 6	at Georgia *	-/-	L	54	67
Feb. 10	Mississippi State *	-/-	W	61	48
Feb. 13	at Kentucky *	-/10	L	68	82
Feb. 17	Vanderbilt *	-/-	W	88	77
Feb. 20	LSU *	-/16	W	72	59
Feb. 24	at Ole Miss *	-/-	L	47	64
Feb. 27	Auburn *	-/-	W	82	77
March 2	at Tennessee *	-/-	L	58	81
March 5	at Florida *	-/-	L	45	52
March 10	vs. Ole Miss !	-/-	L ^{OT}	59	64

^ Hawaii Pacific Tournament (Honolulu, Hawai'i)

% Birmingham, Ala.

& Red Lobster Classic (Orlando, Fla.)

! SEC Tournament (Baton Rouge, La.)

* SEC game

1988-89

Coach: Wimp Sanderson

23-8 (12-6 SEC) • (14-0 Home, 4-6 Road, 5-2 Neutral)


SEC Tournament Champions

NCAA First Round (Southeast Regional)

No. 20 AP Final Ranking

Date	Opponent	AP Rank	W/L	UA	Opp
Nov. 25	vs. Arizona State ^	-/-	W ^{OT}	84	83
Nov. 26	vs. Richmond ^	-/-	W	54	49
Dec. 2	vs. Oral Roberts %	-/-	L	86	91
Dec. 3	vs. Southern Miss %	-/-	W	63	58
Dec. 8	Virginia Tech	-/-	W	79	76
Dec. 12	Augusta College	-/-	W	94	78
Dec. 17	Central Florida	-/-	W	86	48
Dec. 19	Southern	-/-	W	102	87
Dec. 22	at Georgia *	-/-	L	60	65
Dec. 29	ULM	-/-	W	80	65
Jan. 4	at Vanderbilt *	-/-	L	53	73
Jan. 7	Ole Miss *	-/-	W	79	67
Jan. 11	Georgia *	-/-	W	80	62
Jan. 14	Mississippi State *	-/-	W	97	80
Jan. 18	Kentucky *	-/-	W	76	64
Jan. 21	at LSU *	-/-	L	76	80
Jan. 25	Tennessee *	-/-	W ^{OT}	87	85
Jan. 28	at Auburn *	-/-	W	67	64
Feb. 1	at Florida *	-/-	L	76	85
Feb. 4	Vanderbilt *	-/-	W	77	67
Feb. 8	at Ole Miss *	-/-	W	55	54
Feb. 15	at Mississippi State *	-/-	L ^{OT}	57	61
Feb. 18	at Kentucky *	-/-	W	71	67
Feb. 22	LSU *	-/-	W	87	72
Feb. 25	at Tennessee *	-/-	L	69	84
March 2	Auburn *	-/-	W	74	58
March 4	Florida *	-/-	W	83	63
March 9	vs. Ole Miss !	-/-	W	64	56
March 11	vs. Vanderbilt !	-/-	W	83	79
March 12	vs. Florida !	-/-	W	72	60
March 17	vs. South Alabama #	20/-	L	84	86

ALL-TIME RESULTS



The 1986-87 team won the SEC regular season and tournament championship and finished with a No. 9 national ranking.

^ Central Fidelity Classic (Richmond, Va.)
 % Mazda Gator Bowl Classic (Jacksonville, Fla.)
 & Red Lobster Classic (Orlando, Fla.)
 ! SEC Tournament (Knoxville, Tenn.)
 # NCAA Tournament (Atlanta)
 * SEC game

March 18 vs. Arizona # 23/14 W 77 55
 March 23 vs. Loyola Marymount ~ 23/21 L 60 62
 ^ San Juan Shootout (San Juan, Puerto Rico)
 % Cable Car Classic (Santa Clara, Calif.)
 ! SEC Tournament (Orlando, Fla.)
 # NCAA Tournament (Long Beach, Calif.)
 ~ NCAA Tournament (Oakland, Calif.)
 * SEC game

March 16 vs. Wake Forest # 19/- W 96 88
 March 21 vs. Arkansas ~ 19/2 L 70 93
 ^ Blue Angels Classic (Pensacola, Fla.)
 ! SEC Tournament (Nashville, Tenn.)
 # NCAA Tournament (Atlanta)
 ~ NCAA Tournament (Charlotte, N.C.)
 * SEC game

1989-90

Coach: Wimp Sanderson
 26-9 (12-6 SEC) • (10-2 Home, 6-6 Road, 10-1 Neutral)

SEC Tournament Champions
 NCAA Sweet 16 (West Regional)
 No. 23 AP Final Ranking

Date	Opponent	AP Rank	W/L	UA	Opp
Nov. 24	vs. Western Kentucky ^	-/-	W	79	72
Nov. 25	vs. Eastern Michigan ^	-/-	W	64	61
Nov. 26	vs. Clemson ^	-/-	W	57	48
Nov. 30	North Carolina	-/12	W	101	93
Dec. 5	at Virginia Tech	21/-	L	75	76
Dec. 9	vs. Eastern Kentucky	21/-	W	71	52
Dec. 16	Augusta College	19/-	W	94	67
Dec. 18	Baptist College	19/-	W	63	32
Dec. 21	at Wake Forest	20/-	L	65	67
Dec. 29	vs. Iona %	22/-	W	78	39
Dec. 30	at Santa Clara %	22/-	W	64	48
Jan. 3	Vanderbilt *	22/-	L	67	68
Jan. 6	at Ole Miss *	22/-	W	66	48
Jan. 9	Georgia *	24/-	W	79	62
Jan. 13	at Mississippi State *	24/-	W	62	57
Jan. 17	at Kentucky *	25/-	L	65	82
Jan. 21	LSU *	25/13	W	70	50
Jan. 23	at Tennessee *	24/-	L	70	78
Jan. 27	Auburn *	24/-	W	78	59
Jan. 30	Florida *	-/-	W	57	44
Feb. 3	at Vanderbilt *	-/-	W	65	56
Feb. 7	Ole Miss *	-/-	W	74	64
Feb. 10	at Georgia *	-/-	L	64	75
Feb. 13	Mississippi State *	-/-	L	74	86
Feb. 17	Kentucky *	-/-	W	83	58
Feb. 21	at LSU *	-/12	L	69	75
Feb. 24	Tennessee *	-/-	W	87	73
Feb. 28	at Auburn *	-/-	W	80	65
March 3	at Florida *	-/-	W	63	54
March 9	vs. Mississippi State !	-/-	W	59	44
March 10	vs. Auburn !	-/-	W	87	71
March 11	vs. Ole Miss !	-/-	W	70	51
March 16	vs. Colorado State #	23/-	W	71	54

1990-91

Coach: Wimp Sanderson
 23-10 (12-6 SEC) • (11-1 Home, 5-7 Road, 7-2 Neutral)

SEC Tournament Champions
 NCAA Sweet 16 (Southeast Regional)
 No. 19 AP Final Ranking

Date	Opponent	AP Rank	W/L	UA	Opp
Nov. 24	Delaware	7/-	W	72	47
Nov. 27	Wake Forest	6/-	W ^{OT}	96	95
Nov. 30	Southern Miss	6/19	L	82	84
Dec. 4	at Wichita State	12/-	L ^{OT}	71	74
Dec. 15	at North Carolina	20/9	L	79	95
Dec. 18	VMI	-/-	W	79	45
Dec. 21	at Chattanooga	-/-	W	62	58
Dec. 28	vs. Towson ^	-/-	W	71	52
Dec. 29	vs. Charlotte ^	-/-	W	93	67
Jan. 3	at Auburn *	-/-	W	68	56
Jan. 5	at Vanderbilt *	-/-	L	55	66
Jan. 9	Florida *	-/-	W	72	64
Jan. 12	at Ole Miss *	-/-	W ^{OT}	76	73
Jan. 15	LSU *	-/20	L	80	90
Jan. 19	Georgia *	-/-	W	67	62
Jan. 23	at Mississippi State *	-/-	L	59	68
Jan. 26	Kentucky *	-/8	W	88	83
Jan. 30	at Tennessee *	-/-	W	83	74
Feb. 2	Auburn *	-/-	W	88	80
Feb. 6	Ole Miss *	-/-	W	79	74
Feb. 9	at Florida *	-/-	W	88	80
Feb. 13	Vanderbilt *	-/-	W	66	55
Feb. 17	at LSU *	-/20	L	81	88
Feb. 20	at Georgia *	-/-	L	68	73
Feb. 23	Mississippi State *	-/21	W	97	72
Feb. 26	at Kentucky *	24/13	L	73	79
March 2	Tennessee *	24/-	W	96	88
March 7	vs. Florida !	24/-	W	71	65
March 9	vs. Auburn !	24/-	W	77	59
March 10	vs. Tennessee !	24/-	W	88	69
March 15	vs. Murray State #	19/-	W	89	79

1991-92

Coach: Wimp Sanderson
 26-9 (10-6 SEC) • (12-2 Home, 7-5 Road, 7-2 Neutral)

SEC Tournament Runner-up
 NCAA Second Round
 No. 13 AP Final Ranking

Date	Opponent	AP Rank	W/L	UA	Opp
Nov. 23	at Davidson	17/-	W	76	59
Nov. 27	Tennessee Tech	16/-	W	105	85
Dec. 1	Virginia	16/-	W	80	69
Dec. 3	Chattanooga	15/-	W	76	61
Dec. 6	vs. N.C. State ^	15/-	W	77	66
Dec. 7	vs. Charlotte ^	15/-	L	74	79
Dec. 14	Old Dominion	20/-	W	105	67
Dec. 18	The Citadel	20/-	W	107	67
Dec. 21	vs. Southern Miss &	20/-	W	87	64
Dec. 27	vs. Bradley %	20/-	W	71	62
Dec. 29	vs. Villanova %	20/-	W	78	76
Dec. 30	vs. Washington State %	20/-	W	71	68
Jan. 4	at Mississippi State *	19/-	W	78	64
Jan. 8	Arkansas *	16/13	W	65	63
Jan. 11	Northeastern Illinois	16/-	W	82	56
Jan. 14	LSU *	9/-	L	81	89
Jan. 18	at Auburn *	9/-	L	63	81
Jan. 22	Ole Miss *	15/-	L	77	78
Jan. 25	at Georgia *	15/-	W	68	65
Jan. 28	at South Carolina **	22/-	W ^{OT}	83	81
Feb. 1	Florida *	22/-	W	68	56
Feb. 5	at Texas A&M	18/-	W	74	61
Feb. 8	Tennessee *	18/-	W	85	68
Feb. 12	at Kentucky *	16/19	L	83	107
Feb. 19	Vanderbilt *	14/-	W	85	64
Feb. 22	at Arkansas *	14/10	L	87	90
Feb. 26	Mississippi State *	16/-	W	79	69
Feb. 29	at LSU *	16/-	L	65	73
March 4	at Ole Miss *	20/-	W	83	82
March 7	Auburn *	20/-	W	82	80
March 12	vs. Florida !	17/-	W	62	60
March 14	vs. Arkansas !	17/6	W	90	89

RECORDS & HISTORY

ALL-TIME RESULTS

March 15 vs. Kentucky !	17/9	L	54	80
March 19 vs. Stanford #	13/-	W	80	75
March 21 vs. North Carolina #	13/18	L	55	64

^ Tournament of Champions (Charlotte, N.C.) & Biloxi, Miss.

% Rainbow Classic (Honolulu, Hawai'i)

! SEC Tournament (Birmingham, Ala.)

NCAA Tournament (Cincinnati, Ohio)

* SEC game

1992-93

Coach: David Hobbs

16-13 (7-9 SEC) • (10-3 Home, 3-9 Road, 3-1 Neutral)

NIT First Round

Date	Opponent	AP Rank	W/L	UA	Opp
Dec. 1	Wichita State	-/-	W	93	71
Dec. 4	vs. Washington State ^	-/-	W	70	68
Dec. 12	Southern Miss	-/-	W	86	76
Dec. 19	at Old Dominion	-/-	L	91	93
Dec. 22	at Virginia	-/-	L	83	86
Dec. 29	vs. Rhode Island %	-/-	W	79	78
Dec. 30	at Santa Clara %	-/-	W	65	58
Jan. 2	at Vanderbilt *	-/24	L	73	76
Jan. 4	Tennessee State	-/-	W	95	80
Jan. 6	LSU *	-/-	W	77	67
Jan. 9	Texas A&M	-/-	W	64	58
Jan. 12	at Arkansas *	-/9	L	68	74
Jan. 16	Ole Miss *	-/-	W	80	67
Jan. 19	Kentucky *	-/4	L	59	73
Jan. 23	at Mississippi State *	-/-	L	53	66
Jan. 27	Auburn *	-/-	W	81	78
Feb. 1	East Carolina	-/-	W	59	54
Feb. 3	at Florida *	-/-	L	59	69
Feb. 6	at Tennessee *	-/-	W	85	81
Feb. 13	Arkansas *	-/14	W	93	82
Feb. 17	Georgia *	-/-	L	70	73
Feb. 20	at Ole Miss *	-/-	L ^{OT}	82	83
Feb. 23	at LSU *	-/-	L	68	76
Feb. 27	South Carolina *	-/-	W	97	80
March 3	at Auburn *	-/-	L	70	78
March 6	at Mississippi State *	-/-	W	92	80
March 11	vs. South Carolina !	-/-	W	87	79
March 12	vs. Vanderbilt !	-/5	L	59	76
March 18	UAB #	-/-	L	56	58

^ Birmingham, Ala.

& Biloxi, Miss.

% Cable Car Classic (Santa Clara, Calif.)

! SEC Tournament (Lexington, Ky.)

NIT (Tuscaloosa, Ala.)

* SEC game

1993-94

Coach: David Hobbs

20-10 (12-4 SEC) • (13-1 Home, 4-6 Road, 3-3 Neutral)

NCAA Second Round

Date	Opponent	AP Rank	W/L	UA	Opp
Dec. 1	Chattanooga	-/-	L	57	67
Dec. 4	at Washington State	-/-	L	70	76
Dec. 9	Northwestern State	-/-	W	85	84
Dec. 18	Florida A&M	-/-	W	96	58
Dec. 21	at Southern Miss	-/-	L	62	79
Dec. 28	vs. Delaware State ^	-/-	W	82	44
Dec. 29	vs. Coll. of Charleston ^	-/-	L	60	82
Jan. 5	at South Carolina *	-/-	L	66	82
Jan. 8	Arkansas *	-/1	W	66	64
Jan. 12	Vanderbilt *	-/24	W	73	67
Jan. 15	at Ole Miss *	-/-	L	54	70
Jan. 17	Tennessee-Martin	-/-	W	104	68
Jan. 19	at LSU *	-/-	W	71	67
Jan. 22	Florida *	-/-	W	69	61
Jan. 25	at Auburn *	-/-	W	74	69
Jan. 29	Mississippi State *	-/-	W	70	69
Feb. 2	at Kentucky *	-/7	L	67	82
Feb. 5	at Georgia *	-/-	W	78	77
Feb. 8	LSU *	-/-	W	75	66
Feb. 14	Mercer	-/-	W	88	63
Feb. 16	at Arkansas *	-/1	L	81	102
Feb. 19	Tennessee *	-/-	W	84	70

Feb. 23	Tennessee State	-/-	W	66	62
Feb. 26	Ole Miss *	-/-	W	83	62
March 2	at Mississippi State *	-/-	W	60	49
March 5	Auburn *	-/-	W	83	68
March 10	vs. Auburn !	-/-	W	83	55
March 12	vs. Florida !	-/17	L	52	68
March 17	vs. Providence #	-/-	W	76	70
March 19	vs. Purdue #	-/3	L	73	83

^ Low Country Basketball Classic (Charleston, S.C.) & Biloxi, Miss.

% Cable Car Classic (Santa Clara, Calif.)

! SEC Tournament (Memphis, Tenn.)

NCAA Tournament (Lexington, Ky.)

* SEC game

1994-95

Coach: David Hobbs

23-10 (10-6 SEC) • (11-4 Home, 8-4 Road, 4-2 Neutral)

NCAA Second Round

No. 20 AP Final Ranking

Date	Opponent	AP Rank	W/L	UA	Opp
Nov. 16	Kansas State	18/-	W	79	48
Nov. 18	at New Mexico State	18/-	L	69	86
Dec. 3	at VCU	25/-	W	75	57
Dec. 7	Florida International	25/-	W	77	54
Dec. 17	Florida A&M	-/-	W	95	48
Dec. 19	UCF	-/-	W	73	60
Dec. 22	vs. Tulane ^	-/-	L	68	72
Dec. 28	vs. TCU %	-/-	W	83	64
Dec. 29	vs. California %	-/14	W ^{OT}	76	73
Jan. 2	Central Conn. State	-/-	W	86	39
Jan. 4	at Vanderbilt *	-/-	L ^{OT}	74	75
Jan. 7	VMI	-/-	W	93	67
Jan. 11	at Ole Miss *	-/-	W	74	60
Jan. 14	South Carolina *	-/-	W	91	59
Jan. 17	LSU *	-/-	L	61	74
Jan. 21	Mississippi State *	-/-	W	68	64
Jan. 24	at Arkansas *	-/-	W	88	70
Jan. 28	at Tennessee *	-/-	W	69	46
Feb. 1	Auburn *	20/-	W	65	63
Feb. 4	Georgia *	20/-	L	58	72
Feb. 7	Southern Miss	23/-	W	65	60
Feb. 11	at LSU *	23/-	W	74	66
Feb. 15	Arkansas *	18/10	L	80	86
Feb. 18	at Auburn *	18/-	W	86	73
Feb. 21	Kentucky *	20/6	L	52	72
Feb. 25	at Florida *	20/-	W	69	66
March 1	Ole Miss *	21/-	W	69	50
March 4	at Mississippi State *	21/14	L	67	71
March 9	vs. Tennessee !	20/-	W	55	43
March 11	vs. Georgia !	20/-	W	68	57
March 12	vs. Arkansas !	20/5	L	58	69
March 16	vs. Pennsylvania #	20/-	W ^{OT}	91	85
March 18	vs. Oklahoma State #	20/19	L	52	66

^ Louisiana Superdome (New Orleans)

% Otis Spunkmeyer Classic (Oakland, Calif.)

! SEC Tournament (Atlanta)

NCAA Tournament (Baltimore)

* SEC game

1995-96

Coach: David Hobbs

19-13 (9-7 SEC) • (12-1 Home, 7-7 Road, 0-5 Neutral)

NIT Final Four

Date	Opponent	AP Rank	W/L	UA	Opp
Nov. 25	Winthrop	-/-	W	84	69
Dec. 2	at North Texas	-/-	W	74	72
Dec. 6	Tennessee Tech	-/-	W	90	78
Dec. 16	Mercer	-/-	W	100	73
Dec. 19	Florida A&M	-/-	W	80	39
Dec. 21	Tulane	-/-	W	80	79
Dec. 28	vs. St. Peter's ^	-/-	L	46	59
Dec. 29	vs. Bucknell ^	-/-	L	64	72
Jan. 3	Vanderbilt *	-/-	W	80	71
Jan. 6	at LSU *	-/-	L	77	99
Jan. 10	Auburn *	-/-	W	72	65
Jan. 13	at Mississippi State *	-/12	W	56	55
Jan. 17	Tennessee *	-/-	W	62	53
Jan. 20	at South Carolina *	-/-	L	67	90

Jan. 23	Arkansas *	-/-	L	63	71
Jan. 27	at Ole Miss *	-/-	L	63	70
Jan. 31	Florida *	-/-	W	68	65
Feb. 4	at Syracuse	-/18	L	68	81
Feb. 6	at Southern Miss	-/-	W	83	69
Feb. 10	at Georgia *	-/-	L	55	68
Feb. 14	at Auburn *	-/-	W	75	72
Feb. 17	LSU *	-/-	W	76	73
Feb. 20	at Kentucky *	-/2	L	65	84
Feb. 24	at Mississippi State *	-/-	L	65	73
Feb. 28	at Arkansas *	-/-	W	98	89
March 2	Ole Miss *	-/-	W	67	63
March 7	vs. Tennessee !	-/-	L	65	77
March 13	at Illinois +	-/-	W	72	69
March 18	Missouri %	-/-	W	72	49
March 20	at South Carolina @	-/-	W	68	67
March 26	vs. St. Joseph's #	-/-	L ^{OT}	69	74
March 28	vs. Tulane #	-/-	L	76	87

^ Cessna Classic (Wichita, Kan.)

! SEC Tournament (Atlanta)

+ NIT (Champaign, Ill.)

% NIT (Tuscaloosa, Ala.)

@ NIT (Columbia, S.C.)

NIT Final Four (New York City)

* SEC game

1996-97

Coach: David Hobbs

17-14 (6-10 SEC) • (9-5 Home, 3-6 Road, 5-3 Neutral)

Date	Opponent	AP Rank	W/L	UA	Opp
Nov. 22	vs. UNC Wilmington ^	-/-	W	85	79
Nov. 23	vs. Southern Illinois ^	-/-	W	79	58
Nov. 24	vs. Middle Tennessee ^	-/-	W	77	74
Nov. 30	Northeastern Illinois	-/-	W	93	50
Dec. 2	Arkansas-Pine Bluff	-/-	W	95	44
Dec. 5	Minnesota	-/16	W	70	67
Dec. 7	at Florida International	24/-	W	80	65
Dec. 14	Western Carolina	24/-	W	100	48
Dec. 18	North Texas	19/-	W	72	55
Dec. 21	vs. VCU %	19/-	W	72	69
Dec. 27	vs. San Jose State \$	19/-	L	59	60
Dec. 28	vs. Santa Clara \$	-/-	L	62	77
Jan. 4	at Vanderbilt *	-/-	L	84	92
Jan. 8	at Ole Miss *	-/-	W	59	46
Jan. 11	Syracuse	-/-	L	66	70
Jan. 15	Arkansas *	-/-	L	68	72
Jan. 18	at Florida *	-/-	L	66	85
Jan. 22	South Carolina *	-/-	L	60	62
Jan. 25	LSU *	-/-	W	75	66
Jan. 28	at Auburn *	-/-	L	62	72
Feb. 1	at Mississippi State *	-/-	L	51	64
Feb. 5	Georgia *	-/-	L	74	83
Feb. 8	at Tennessee *	-/-	L	61	65
Feb. 12	Ole Miss *	-/-	W	57	54
Feb. 15	at LSU *	-/-	W	78	72
Feb. 19	Kentucky *	-/-	L	61	75
Feb. 22	Auburn *	-/-	W	55	50
Feb. 26	at Arkansas *	-/-	L	53	73
March 1	Mississippi State *	-/-	W	78	49
March 6	vs. Florida !	-/-	W	80	66
March 8	vs. South Carolina !	-/4	L	61	72

^ Top of the World Classic (Fairbanks, Ak.)

% Holiday Hoopfest (Birmingham, Ala.)

\$ Cable Car Classic (San Jose, Calif.)

! SEC Tournament (Memphis, Tenn.)

* SEC game


1997-98

Coach: David Hobbs

15-16 (6-10 SEC) • (8-5 Home, 4-6 Road, 3-5 Neutral)

Date	Opponent
------	----------

ALL-TIME RESULTS



In 1992, Alabama finished the year with 26 wins, which tied for the second-most wins in a season in program history.

Dec. 3	Texas A&M	-/-	W	81	64
Dec. 6	at Boston University	-/-	W	61	53
Dec. 13	Florida International	-/-	L	66	68
Dec. 20	vs. Tulane %	-/-	L ^{OT}	71	76
Dec. 22	Alabama State	-/-	W	85	61
Dec. 27	vs. Sam Houston St. \$	-/-	W	77	58
Dec. 28	vs. Oklahoma \$	-/-	L	61	79
Jan. 3	Mississippi State *	-/-	L	52	56
Jan. 7	at LSU *	-/-	W	60	57
Jan. 10	Ole Miss *	-/14	L	63	74
Jan. 14	Vanderbilt *	-/-	L	69	72
Jan. 18	at Auburn *	-/-	L	40	94
Jan. 21	at Kentucky *	-/7	L	67	70
Jan. 24	at Arkansas *	-/18	L	70	77
Jan. 28	Tennessee *	-/-	L	70	84
Feb. 4	Auburn *	-/-	W	76	62
Feb. 7	at Ole Miss *	-/17	L	74	75
Feb. 11	at South Carolina *	-/15	L	63	74
Feb. 14	Florida *	-/-	W	80	66
Feb. 18	at Georgia *	-/-	L	71	78
Feb. 21	LSU *	-/-	W	69	60
Feb. 25	at Mississippi State *	-/-	W	85	70
Feb. 28	Arkansas *	-/12	W	65	63
March 5	vs. Vanderbilt !	-/-	W	72	62
March 6	vs. Kentucky !	-/7	L	71	82

^ Puerto Rico Holiday Tournament (San Juan, Puerto Rico)
 % Arby's Holiday Hardwood Classic (Birmingham, Ala.)
 \$ All-College Tournament (Oklahoma City, Okla.)
 ! SEC Tournament (Atlanta)
 * SEC game

1998-99

Coach: Mark Gottfried

17-15 (6-10 SEC) • (11-3 Home, 2-10 Road, 4-2 Neutral)

NIT First Round

Date	Opponent	AP Rank	W/L	UA	Opp
Nov. 5	Marathon Oil (Exh.)		W	92	82
Nov. 10	Worldwide Basketball (Exh.)		W	88	75
Nov. 15	at Ohio State	-/-	L	70	78
Nov. 19	Tennessee Tech	-/-	W	79	53
Nov. 22	Boston University	-/-	W	75	52
Nov. 25	McNeese State	-/-	W	71	60
Nov. 28	Jacksonville State	-/-	W	87	44
Dec. 1	at Texas A&M	-/-	L	58	65
Dec. 5	at Tulane	-/-	W	53	52
Dec. 8	Alabama State	-/-	W	69	48
Dec. 12	vs. South Alabama ^	-/-	W	59	45
Dec. 17	ULM	-/-	W	84	67
Dec. 21	vs. Weber State %	-/-	W ^{OT}	84	80
Dec. 22	vs. Oregon State %	-/-	W	59	49
Dec. 23	vs. Michigan State %	-/15	L	58	75
Jan. 2	Georgia *	-/-	L	58	59

Jan. 6	at Ole Miss *	-/-	L	60	78
Jan. 9	Mississippi State *	-/-	L	50	55
Jan. 13	at LSU *	-/-	L	70	71
Jan. 16	South Carolina *	-/-	W	78	70
Jan. 20	at Arkansas *	-/22	W	67	60
Jan. 23	Auburn *	-/6	L	58	73
Jan. 27	at Florida *	-/25	L	68	72
Jan. 30	at Tennessee *	-/-	L	64	100
Feb. 3	at Mississippi State *	-/-	L	50	79
Feb. 6	Kentucky *	-/5	W	62	58
Feb. 10	LSU *	-/-	W ^{3OT}	72	71
Feb. 13	at Auburn *	-/3	L	61	102
Feb. 21	at Vanderbilt *	-/-	L ^{OT}	75	81
Feb. 24	Ole Miss *	-/-	W	78	74
Feb. 27	Arkansas *	-/-	W	84	79
March 4	vs. Georgia !	-/-	W	65	58
March 5	vs. Auburn !	-/4	L	61	93
March 10	at Wake Forest #	-/-	L	57	73

^ Arby's Holiday Hardwood Classic (Birmingham, Ala.)
 % Pearl Harbor Classic (Laie, Hawai'i)
 \$ All-College Tournament (Oklahoma City, Okla.)
 ! SEC Tournament (Atlanta)
 # NIT (Winston-Salem, N.C.)
 * SEC game

1999-2000

Coach: Mark Gottfried

13-16 (6-10 SEC) • (11-3 Home, 0-10 Road, 2-3 Neutral)

Date	Opponent	AP Rank	W/L	UA	Opp
Nov. 13	vs. Northern Iowa	-/-	L	73	74
Nov. 14	at St. Louis	-/-	L	70	78
Nov. 19	Weber State	-/-	W	81	61
Nov. 22	Tennessee Tech	-/-	W	91	72
Nov. 26	Centenary	-/-	W	94	72
Nov. 27	LaSalle	-/-	W	85	70
Dec. 2	Samford	-/-	L	67	79
Dec. 11	at Louisville	-/-	L	72	87
Dec. 18	vs. Chattanooga ^	-/-	W	75	51
Dec. 21	Alabama A&M	-/-	W	97	74
Dec. 28	vs. Delaware %	-/-	L	66	76
Dec. 30	vs. UNC Wilmington %	-/-	W	62	45
Jan. 5	at LSU *	-/-	L	66	78
Jan. 8	Mississippi State *	-/-	W ^{OT}	77	74
Jan. 15	at Georgia *	-/-	L	59	75
Jan. 19	Arkansas *	-/-	W	73	64
Jan. 22	Florida *	-/9	L	73	77
Jan. 29	Ole Miss *	-/-	W	96	67
Feb. 2	at Auburn *	-/10	L	63	77
Feb. 5	LSU *	-/22	L	60	93
Feb. 9	at Arkansas *	-/-	L	66	81
Feb. 12	Vanderbilt *	-/-	W	77	63
Feb. 16	at Kentucky *	-/19	L	54	66

Feb. 19	at South Carolina *	-/-	L	61	82
Feb. 22	Auburn *	-/11	W	68	64
Feb. 26	Tennessee *	-/7	W	80	75
March 1	at Ole Miss *	-/-	L	59	63
March 4	at Mississippi State *	-/-	L	70	92
March 9	vs. South Carolina !	-/-	L	59	69

^ Huntsville, Ala.

% Bank One Fiesta Bowl Classic (Tucson, Ariz.)

! SEC Tournament (Atlanta)

* SEC game

2000-01

Coach: Mark Gottfried

25-11 (8-8 SEC) • (17-1 Home, 2-7 Road, 6-3 Neutral)

NIT Semifinals

Date	Opponent	AP Rank	W/L	UA	Opp
Nov. 8	Global Sports (Exh.)		W	63	57
Nov. 15	Athletes in Action (Exh.)		W	95	87
Nov. 20	Troy	-/-	W	92	64
Nov. 25	Arkansas-Pine Bluff	-/-	W	110	53
Nov. 30	Louisville	-/-	W	100	71
Dec. 4	Grambling	-/-	W	107	61
Dec. 7	Wofford	23/-	W	68	64
Dec. 9	vs. Akron ^	-/-	W	73	59
Dec. 19	vs. North Texas &	18/-	W	94	55
Dec. 20	vs. Northern Iowa &	17/-	W	64	56
Dec. 21	vs. Washington &	17/-	W	69	60
Dec. 22	vs. Cincinnati &	17/22	L ^{OT}	74	77
Dec. 30	Alabama State	20/-	W	82	56
Jan. 2	Southeastern Louisiana	18/-	W	92	63
Jan. 6	at LSU *	18/-	W	82	73
Jan. 9	at Tennessee *	16/4	L	69	86
Jan. 12	Mississippi State *	16/-	W	72	59
Jan. 17	Ole Miss *	15/21	W	82	63
Jan. 20	at Arkansas *	15/-	L	58	87
Jan. 23	Kentucky *	18/-	W	70	60
Jan. 27	Auburn *	18/-	W	81	80
Jan. 31	at Vanderbilt *	17/-	L	62	68
Feb. 3	LSU *	17/-	W	76	66
Feb. 7	at Mississippi State *	18/-	L	70	84
Feb. 10	Georgia *	18/-	W	76	68
Feb. 14	South Carolina *	21/-	W	60	55
Feb. 17	Ohio State	21/-	W	85	67
Feb. 21	at Auburn *	14/-	L ^{OT}	69	72
Feb. 24	at Florida *	14/7	L	68	89
Feb. 28	Arkansas *	20/-	L	63	66
March 3	at Ole Miss *	20/14	L	71	105
March 8	vs. Vanderbilt !	20/-	W	78	59
March 9	vs. Florida !	20/5	L	61	69
March 13	Seton Hall #	20/-	W	85	79
March 20	Toledo #	20/-	W	79	69
March 23	at Purdue %	20/-	W ^{OT}	85	77

RECORDS & HISTORY

ALL-TIME RESULTS

March 27	vs. Detroit \$	20/-	W	74	63
March 29	vs. Tulsa \$	20/-	L	60	79

^ Arby's Holiday Hardwood Classic (Birmingham, Ala.)

& Puerto Rico Holiday Classic (San Juan, Puerto Rico)

! SEC Tournament (Nashville, Tenn.)

NIT (Tuscaloosa, Ala.)

% NIT (West Lafayette, Ind.)

\$ NIT (New York City)

* SEC game

2001-02

Coach: Mark Gottfried

27-8 (12-4 SEC) • (17-0 Home, 4-4 Road, 6-4 Neutral)

SEC Regular-Season Champions

SEC Tournament Runner-up

NCAA Second Round (South Regional)

No. 8 AP Final Ranking

Date	Opponent	AP Rank	W/L	UA	Opp
Nov. 1	Athletes in Action (Exh.)		W	103	77
Nov. 8	EA Sports (Exh.)		W	92	71
Nov. 13	Mississippi Valley St.	24/-	W	107	67
Nov. 14	Samford ^	24/-	W	83	51
Nov. 20	vs. Missouri ^	22/5	L	68	75
Nov. 21	vs. Memphis ^	22/12	W	81	70
Nov. 26	Utah	22/-	W	76	61
Nov. 29	McNeese State	21/-	W	90	61
Dec. 3	Chattanooga	21/-	W	74	68
Dec. 8	vs. UCLA %	16/20	L	57	79
Dec. 14	Jacksonville State	22/-	W	99	57
Dec. 18	vs. Temple &	23/-	W	70	67
Dec. 21	Alabama A&M	23/-	W	90	54
Dec. 27	vs. Notre Dame \$	21/-	W	79	76
Dec. 31	Florida A&M	21/-	W	76	52
Jan. 2	Bethune-Cookman	18/-	W	93	46
Jan. 5	LSU *	18/-	W	76	74
Jan. 9	Vanderbilt *	14/-	W	92	79
Jan. 12	at Auburn *	14/-	L	56	59
Jan. 16	at Georgia *	16/20	W	77	72
Jan. 19	Mississippi State *	16/-	W	85	73
Jan. 26	at Kentucky *	14/8	W	64	61
Jan. 30	Arkansas *	7/-	W	109	94
Feb. 2	at LSU *	7/-	W	57	48
Feb. 6	Ole Miss *	5/-	W	79	59
Feb. 9	at Mississippi State *	5/-	L	62	76
Feb. 13	at South Carolina *	7/-	W	52	51
Feb. 16	Tennessee *	7/-	W	95	82
Feb. 20	at Arkansas *	5/-	L	59	67
Feb. 23	Florida *	5/8	W	65	64
Feb. 27	Auburn *	6/-	W	73	68
March 3	at Ole Miss *	6/-	L	56	84
March 7	vs. Tennessee !	8/-	W	91	72
March 9	vs. South Carolina !	8/-	W	67	55
March 10	vs. Mississippi State !	8/-	L	58	61
March 14	vs. Florida Atlantic #	8/-	W	86	78
March 16	vs. Kent State #	8/-	L	58	71

^ Guardians Classic (Kansas City, Mo.)

% John Wooden Classic (Anaheim, Calif.)

& Jimmy V. Classic (East Rutherford, N.J.)

\$ Sugar Bowl Classic (New Orleans)

! SEC Tournament (Nashville, Tenn.)

NCAA Tournament (Greenville, S.C.)

* SEC game

2002-03

Coach: Mark Gottfried

17-12 (7-9 SEC) • (13-2 Home, 1-8 Road, 3-2 Neutral)

NCAA First Round (Midwest Regional)

Date	Opponent	AP Rank	W/L	UA	Opp
Nov. 1	EA Sports (Exh.)		W	97	94
Nov. 7	Athletes in Action (Exh.)		W	72	71
Nov. 14	vs. Oklahoma ^	8/-	W	68	62
Nov. 22	Alabama State	4/-	W	82	56
Nov. 25	Middle Tennessee	4/-	W	80	65
Nov. 29	vs. Ohio State %	4/-	W	54	48
Dec. 3	UNC-Greensboro	3/-	W	89	61
Dec. 7	St. Bonaventure	3/-	W	77	68
Dec. 14	vs. Bowling Green &	2/-	W	72	63
Dec. 21	Providence	2/-	W	69	61
Dec. 23	Morehead State	2/-	W	82	64

Dec. 30	at Utah	1/-	L	49	51
Jan. 4	Xavier	1/19	W	65	58
Jan. 8	Arkansas *	4/-	W	61	51
Jan. 11	at Vanderbilt *	4/-	L	69	70
Jan. 15	Mississippi State *	9/14	W ^{OT}	68	62
Jan. 18	at Auburn *	9/-	L	68	77
Jan. 21	at Ole Miss *	15/-	L	57	76
Jan. 25	Kentucky *	15/8	L	46	63
Feb. 1	LSU *	23/-	W	75	66
Feb. 5	at Arkansas *	22/-	L	70	81
Feb. 8	at Florida *	-/1	L	56	75
Feb. 15	Auburn *	-/-	W	84	68
Feb. 18	Georgia *	-/22	L	69	74
Feb. 22	at Tennessee *	-/-	W	76	71
Feb. 26	at Mississippi State *	-/20	L	55	59
March 2	Ole Miss *	-/-	W	86	63
March 5	South Carolina *	-/-	W	82	59
March 8	at LSU *	-/-	L	62	66
March 13	vs. Vanderbilt !	-/-	L	69	82
March 21	vs. Indiana #	-/-	L	62	67

^ Coaches vs. Cancer Classic (New York City)

% Basketball Hall of Fame Classic (Springfield, Mass.)

& Coors Classic (Mobile, Ala.)

! SEC Tournament (New Orleans)

NCAA Tournament (Boston)

* SEC game

2003-04

Coach: Mark Gottfried

20-13 (8-8 SEC) • (11-4 Home, 4-6 Road, 5-3 Neutral)

NCAA Elite 8 (Phoenix Regional)

No. 17 AP Final Ranking

Date	Opponent	AP Rank	W/L	UA	Opp
Nov. 8	Global Sports (Exh.)		W	75	69
Nov. 14	vs. Pittsburgh ^	-/-	L	62	71
Nov. 21	Louisiana Tech	-/-	W	69	63
Nov. 25	Southeastern Louisiana	-/-	W	83	76
Nov. 29	at Providence	-/-	L	71	76
Dec. 3	Charlotte	-/-	W	79	72
Dec. 6	Austin Peay	-/-	W	65	47
Dec. 13	Athletes in Action (Exh.)	-/-	L	72	77
Dec. 16	Chattanooga	-/-	W	76	72
Dec. 20	vs. Oregon %	-/-	W	87	86
Dec. 27	Mercer	-/-	W	101	44
Dec. 30	Wisconsin	-/19	W	71	56
Jan. 3	at Xavier	-/-	L	47	68
Jan. 10	at LSU *	-/-	L	66	70
Jan. 14	Arkansas *	-/-	W	81	65
Jan. 17	Auburn *	-/-	W	69	46
Jan. 21	at Georgia *	-/-	W	45	42
Jan. 24	at Ole Miss *	-/-	L	60	71
Jan. 27	Florida *	-/22	L	78	88
Jan. 31	LSU *	-/-	L	54	60
Feb. 4	at South Carolina *	-/25	L ^{OT}	82	90
Feb. 10	at Kentucky *	-/8	L	55	66
Feb. 14	Tennessee *	-/-	W	83	70
Feb. 18	Vanderbilt *	-/-	L	67	70
Feb. 21	at Mississippi State *	-/4	W	77	73
Feb. 24	at Auburn *	-/-	W	72	71
Feb. 28	Ole Miss *	-/-	W	84	69
March 3	at Arkansas *	-/-	W ^{OT}	72	68
March 6	Mississippi State *	-/5	L ^{OT}	81	82
March 11	vs. Tennessee !	-/-	W	84	49
March 13	vs. Florida !	-/-	L ^{OT}	73	75
March 18	vs. Southern Illinois #	-/-	W	65	64
March 20	vs. Stanford #	-/1	W	70	67
March 25	vs. Syracuse &	-/20	W	80	71
March 27	vs. Connecticut &	-/7	L	71	87

^ Coaches vs. Cancer Classic (New York City)

% Las Vegas Showdown (Las Vegas, Nev.)

! SEC Tournament (Atlanta)

NCAA Tournament (Seattle, Wash.)

& NCAA Tournament (Phoenix, Ariz.)

* SEC game

2004-05

Coach: Mark Gottfried

24-8 (12-4 SEC) • (15-1 Home, 7-4 Road, 2-3 Neutral)

NCAA First Round (Chicago Regional)

No. 21 AP Final Ranking

Date	Opponent	AP Rank	W/L	UA	Opp
Nov. 10	Stillman (Exh.)		W	104	50
Nov. 13	Athletes in Action (Exh.)		W	89	63
Nov. 19	Western Carolina	18/-	W	97	66
Nov. 21	North Texas	18/-	W	85	71
Nov. 24	at Alaska-Anchorage ^	19/-	W	90	55
Nov. 26	vs. Minnesota ^	19/-	W	78	72
Nov. 27	vs. Washington ^	19/22	L	76	79
Dec. 1	East Tennessee State	22/-	W	114	77
Dec. 4	at Charlotte	22/-	W ^{3OT}	102	101
Dec. 7	Alabama State	18/-	W	72	54
Dec. 11	Temple	18/-	W	75	71
Dec. 18	Tennessee State	17/-	W	87	79
Dec. 22	TAMU CC	19/-	W	76	54
Dec. 29	at Wisconsin	18/-	L	62	76
Jan. 1	New Orleans	18/-	W	68	57
Jan. 5	at Vanderbilt *	19/-	L	56	70
Jan. 8	LSU *	19/-	W	73	58
Jan. 11	at Arkansas *	23/-	W	64	61
Jan. 18	Mississippi State *	22/17	W	98	49
Jan. 22	at Ole Miss *	22/-	W	66	58
Jan. 26	at Auburn *	14/-	W	60	55
Jan. 29	Georgia *	14/-	W	75	47
Feb. 5	at Florida *	11/-	L	54	85
Feb. 9	at Tennessee *	17/-	W	72	54
Feb. 12	Ole Miss *	17/-	W	71	45
Feb. 16	Arkansas *	16/-	W	72	63
Feb. 19	South Carolina *	16/-	W	87	68
Feb. 22	at LSU *	16/-	L	59	61
Feb. 26	Kentucky *	16/5	L	71	78
March 2	Auburn *	21/-	W	94	53
March 5	at Mississippi State *	21/-	W	68	63
March 10	vs. Ole Miss !	20/-	W	69	52
March 11	vs. Florida !	20/-	L	62	68
March 17	vs. Milwaukee #	21/-	L	73	83

^ Great Alaska Shootout (Anchorage, Alaska)

! SEC Tournament (Atlanta)

NCAA Tournament (Cleveland, Ohio)

* SEC game

2005-06

Coach: Mark Gottfried

18-13 (10-6 SEC) • (14-4 Home, 3-7 Road, 1-2 Neutral)

NCAA Second Round (Oakland Regional)

Date	Opponent	AP Rank	W/L	UA	Opp
Nov. 10	Spring Hill (Exh.)		W	85	64
Nov. 15	Miami (Ohio) ^	15/-	W	64	58
Nov. 17	Memphis ^	15/12	L	76	87
Nov. 20	Alabama State	15/-	W	105	68
Nov. 29	Louisiana Tech	21/-	W	73	63
Dec. 3	Winthrop	21/-	W	60	57
Dec. 7	Notre Dame	22/-	L	71	78
Dec. 10	at Temple	22/-	L	58	68
Dec. 17	Georgia State	-/-	W	85	58
Dec. 22	N.C. State	-/21	L	64	68
Dec. 27	Jackson State	-/-	W	101	66
Dec. 31	at Oklahoma	-/-	L	56	68
Jan. 2	Birmingham Southern	-/-	W	61	57
Jan. 7	Ole Miss *	-/-	L	61	71
Jan. 11	at Auburn *	-/-	W	56	52
Jan. 14	at Kentucky *	-/-	W	68	64
Jan. 18	Arkansas *	-/-	W ^{OT}	78	75
Jan. 21	at LSU *	-/-	L	57	68
Jan. 28	Mississippi State *	-/-	W	65	59
Feb. 1	at Georgia *	-/-	L	79	88
Feb. 4	LSU *	-/24	W	67	62
Feb. 8	Vanderbilt *	-/-	W ^{OT}	77	74
Feb. 11	at Ole Miss *	-/-	W	64	50
Feb. 14	at South Carolina *	-/-	L	56	67
Feb. 18	Tennessee *	-/8	W	92	79
Feb. 21	at Arkansas *	-/-	L	63	65
Feb. 26	Florida *	-/12	W	82	77
March 1	Auburn *	-/-	W	71	61
March 4	at Mississippi State *	-/-	L	58	71

ALL-TIME RESULTS

March 10	vs. Kentucky !	-/-	L	61	68
March 16	vs. Marquette #	-/-	W	90	85
March 18	vs. UCLA #	-/7	L	59	62

^ Preseason NIT (New York City)

! SEC Tournament (Nashville, Tenn.)

NCAA Tournament (San Diego, Calif.)

* SEC game

2006-07

Coach: Mark Gottfried

20-12 (7-9 SEC) • (14-2 Home, 2-9 Road, 4-1 Neutral)

NIT First Round

Date	Opponent	AP Rank	W/L	UA	Opp
Nov. 10	Jackson State	11/-	W	96	65
Nov. 17	vs. Middle Tennessee ^	10/-	W	71	62
Nov. 19	vs. Iowa ^	10/-	W	72	60
Nov. 20	vs. Xavier ^	10/-	W	63	56
Nov. 25	Texas Southern	8/-	W	74	44
Nov. 28	ULM	8/-	W	75	61
Dec. 2	Tennessee State	6/-	W	78	60
Dec. 7	at Notre Dame	4/-	L	85	99
Dec. 9	Alabama State	4/-	W	92	58
Dec. 16	vs. Southern Miss #	9/-	W	77	64
Dec. 20	at N.C. State	10/-	W	82	75
Dec. 23	Coppin State	10/-	W	99	49
Dec. 29	Lipscomb	8/-	W	80	58
Jan. 1	Oklahoma	8/-	W	70	55
Jan. 6	at Arkansas *	8/-	L	61	88
Jan. 9	LSU *	8/14	W	71	61
Jan. 17	at Vanderbilt *	10/-	L	73	94
Jan. 20	Georgia *	10/-	W	78	76
Jan. 23	at Auburn *	10/-	L	57	81
Jan. 27	Arkansas *	12/-	L	57	63
Jan. 31	at LSU *	19/-	W	73	70
Feb. 3	South Carolina *	19/-	W	64	61
Feb. 7	Mississippi State *	18/-	W	80	79
Feb. 10	at Ole Miss *	18/-	L	69	75
Feb. 14	at Florida *	25/1	L	67	76
Feb. 17	Kentucky *	25/20	W	72	61
Feb. 21	at Tennessee *	25/-	L ^{OT}	66	69
Feb. 24	Auburn *	25/-	L	77	86
Feb. 28	Ole Miss *	-/-	W	69	58
March 4	at Mississippi State *	-/-	L	67	91
March 8	vs. Kentucky !	-/-	L	67	79
March 13	at Massachusetts & Paradise Jam (St. Thomas, U.S. Virgin Islands)	-/-	L ^{OT}	87	89

Mobile, Ala.

! SEC Tournament (Nashville, Tenn.)

& NIT (Amherst, Mass.)

* SEC game

2007-08

Coach: Mark Gottfried

17-16 (5-11 SEC) • (13-5 Home, 1-9 Road, 3-2 Neutral)

Date	Opponent	AP Rank	W/L	UA	Opp
Nov. 9	Troy	-/-	W	84	72
Nov. 13	at Mercer	-/-	W	90	83
Nov. 19	Belmont	-/-	L	83	85
Nov. 23	Southern Miss	-/-	W	79	77
Nov. 28	at Texas A&M	-/16	L	63	76
Dec. 1	SE Louisiana	-/-	W ^{OT}	63	61
Dec. 5	vs. Georgetown #	-/5	L	60	70
Dec. 8	Nicholls State	-/-	W	91	53
Dec. 17	Wofford ^	-/-	W	80	73
Dec. 19	Texas-Pan American ^	-/-	W	75	65
Dec. 22	vs. Missouri State ^	-/-	W	81	73
Dec. 23	vs. Iowa State ^	-/-	W	83	68
Dec. 29	George Washington	-/-	W	93	57
Jan. 1	Clemson	-/18	L	61	87
Jan. 4	Chicago State	-/-	W	93	79
Jan. 8	Florida *	-/-	L	83	90
Jan. 13	at Arkansas *	-/-	L ^{OT}	67	71
Jan. 16	at Georgia *	-/-	L	54	61
Jan. 19	Mississippi State *	-/-	L	56	66
Jan. 26	Auburn *	-/-	W	97	77
Jan. 29	Tennessee *	-/7	L	86	93
Feb. 2	LSU *	-/-	W	81	72
Feb. 6	at Mississippi State *	-/-	L	66	73
Feb. 9	at Kentucky *	-/-	L	52	62
Feb. 13	Ole Miss *	-/-	W	76	67
Feb. 16	at South Carolina *	-/-	L	65	67
Feb. 24	at Auburn *	-/-	L	76	88
Feb. 27	Arkansas *	-/-	W	59	56
March 1	at Ole Miss *	-/-	L	88	91
March 5	at LSU *	-/-	L	74	80
March 8	Vanderbilt *	-/16	W ^{OT}	78	73
March 13	vs. Florida !	-/-	W	80	69
March 14	vs. Mississippi State !	-/-	L ^{OT}	67	69

Pizza Hut SEC/Big East Inv. (Birmingham, Ala.)

^ Findlay Toyota Las Vegas Classic (Las Vegas)

! SEC Tournament (Atlanta)

* SEC game

2008-09

Coaches: Mark Gottfried/Philip Pearson

18-14 (7-9 SEC) • (13-5 Home, 2-7 Road, 3-2 Neutral)

Date	Opponent	AP Rank	W/L	UA	Opp
Nov. 16	Mercer	-/-	L	69	72
Nov. 19	Florida A&M	-/-	W	89	48
Nov. 24	vs. Oregon ^	-/-	L	69	92
Nov. 25	vs. Chaminade ^	-/-	W	78	56
Nov. 26	vs. Saint Joseph's ^	-/-	W	58	48

Dec. 2	Alabama A&M	-/-	W	64	56
Dec. 7	Louisiana-Lafayette	-/-	W	61	44
Dec. 13	Texas A&M	-/-	L ^{OT}	78	86
Dec. 17	Tennessee State	-/-	W	75	66
Dec. 22	Chattanooga	-/-	W	82	63
Dec. 28	Yale	-/-	W	66	63
Dec. 30	Quincy	-/-	W	86	58
Jan. 3	Georgia Tech	-/-	W	88	77
Jan. 6	at Clemson	-/12	L	59	66
Jan. 11	LSU *	-/-	W	65	59
Jan. 14	at Mississippi State *	-/-	L	74	83
Jan. 17	at Auburn *	-/-	L	71	85
Jan. 21	Ole Miss *	-/-	W	76	73
Jan. 24	Kentucky *	-/-	L	51	61
Jan. 29	at Arkansas *	-/-	L	80	89
Jan. 31	Georgia *	-/-	W	75	70
Feb. 5	at Vanderbilt *	-/-	L	74	79
Feb. 8	at LSU *	-/-	L	62	76
Feb. 14	South Carolina *	-/-	L	73	75
Feb. 18	at Florida *	-/-	L	74	83
Feb. 21	Mississippi State *	-/-	W ^{2OT}	87	85
Feb. 25	Arkansas *	-/-	W	88	67
Feb. 28	at Ole Miss *	-/-	W	90	69
March 3	Auburn *	-/-	L	73	77
March 8	at Tennessee *	-/-	W	70	67
March 12	vs. Vanderbilt !	-/-	W	82	75
March 13	vs. Tennessee !	-/-	L	62	86

^ EA Sports Maui Classic (Maui, Hawai'i)

! SEC Tournament (Tampa, Fla.)

* SEC game

2009-10

Coach: Anthony Grant

17-15 (6-10 SEC) • (11-6 Home, 3-6 Road, 3-3 Neutral)

Date	Opponent	AP Rank	W/L	UA	Opp
Nov. 4	Montevallo (Exh.)	-/-	W	81	53
Nov. 10	Augusta State (Exh.)	-/-	W	61	55
Nov. 14	Cornell	-/-	L	67	71
Nov. 17	Jackson State	-/-	W	86	69
Nov. 20	Providence	-/-	W	84	75
Nov. 26	vs. Baylor ^	-/-	W	79	76
Nov. 27	vs. Florida State ^	-/-	L	51	60
Nov. 29	vs. Michigan ^	-/15	W	68	66
Dec. 2	North Florida	-/-	W	73	51
Dec. 5	Louisiana-Monroe	-/-	W	74	46
Dec. 12	Purdue	-/5	L	65	73
Dec. 16	Samford	-/-	W	60	45
Dec. 19	vs. Kansas State #	-/17	L	74	87
Dec. 23	Mercer	-/-	W	90	71
Dec. 30	Tennessee State	-/-	W	77	65
Jan. 4	at Toledo	-/-	W	67	50



In 2004, the Tide advanced further than any other Alabama team in the NCAA Tournament before bowing out in the Elite Eight.

RECORDS & HISTORY

ALL-TIME RESULTS

Jan. 9	at LSU *	-/-	W	66	49
Jan. 13	Vanderbilt *	-/-	L	64	65
Jan. 16	at Arkansas *	-/-	L	59	71
Jan. 19	Tennessee *	-/8	L	56	63
Jan. 23	Mississippi State *	-/23	W	62	57
Jan. 27	LSU *	-/-	W	57	38
Jan. 30	at Auburn *	-/-	L	57	58
Feb. 4	Florida *	-/-	L	65	66
Feb. 6	at Ole Miss *	-/25	L	67	74
Feb. 9	at Kentucky *	-/3	L	55	66
Feb. 13	Arkansas *	-/-	W	73	68
Feb. 20	at Georgia *	-/-	L	70	76
Feb. 24	at Mississippi State *	-/-	L	66	74
Feb. 27	Ole Miss *	-/-	L	73	76
March 3	at South Carolina *	-/-	W	79	70
March 6	Auburn *	-/-	W	73	61
March 11	vs. South Carolina !	-/-	W	68	63
March 12	vs. Kentucky !	-/2	L	67	73

^ Old Spice Classic (Lake Buena Vista, Fla.)

! Coors Classic (Mobile, Ala.)

SEC Tournament (Nashville, Tenn.)

* SEC game

2010-11

Coach: Anthony Grant

25-12 (12-4 SEC) • (19-0 Home, 4-6 Road, 2-6 Neutral)

SEC West Champions

NIT Finalist

Date	Opponent	AP Rank	W/L	UA	Opp
Nov. 4	Talladega (Exh.)	-/-	W	96	60
Nov. 10	UAH (Exh.)	-/-	W	73	68
Nov. 12	Florida A&M	-/-	W	76	37
Nov. 15	Troy	-/-	W	79	60
Nov. 19	vs. Seton Hall @	-/-	L	78	83
Nov. 20	vs. Iowa @	-/-	L	47	55
Nov. 22	vs. Saint Peter's @	-/-	L	49	50
Nov. 27	Alabama A&M	-/-	W	76	50
Dec. 1	South Alabama	-/-	W	72	50
Dec. 4	at Purdue	-/22	L	47	66
Dec. 11	at Providence	-/-	L	70	82
Dec. 15	Southeastern Louisiana	-/-	W	59	38
Dec. 18	vs. Oklahoma State #	-/-	L	60	68
Dec. 21	Lipscomb	-/-	W	71	55
Dec. 28	Pepperdine	-/-	W	83	60
Jan. 3	Toledo	-/-	W	83	41
Jan. 8	at Mississippi State *	-/-	W	75	57
Jan. 12	South Carolina *	-/-	W	57	47
Jan. 15	at Arkansas *	-/-	L	65	70
Jan. 18	Kentucky *	-/12	W	68	66
Jan. 22	at Auburn *	-/-	W	68	58
Jan. 29	LSU *	-/-	W	70	46
Feb. 2	Mississippi State *	-/-	W	75	61
Feb. 5	at Tennessee *	-/-	W	65	60
Feb. 10	at Vanderbilt *	-/23	L	77	81
Feb. 12	Ole Miss *	-/-	W	74	64
Feb. 17	at LSU *	-/-	W	67	56
Feb. 19	Arkansas *	-/-	W	69	56
Feb. 23	Auburn *	-/-	W	51	49
Feb. 26	at Ole Miss *	-/-	L	63	68
March 1	at Florida *	-/14	L	51	78
March 5	Georgia *	-/-	W	65	57
March 11	vs. Georgia !	-/-	W ^{OT}	65	59
March 12	vs. Kentucky !	-/16	L	58	72
March 15	Coastal Carolina ^	-/-	W	68	44
March 21	New Mexico ^	-/-	W	74	67
March 23	Miami ^	-/-	W	79	64
March 29	vs. Colorado \$	-/-	W	62	61
March 31	vs. Wichita State \$	-/-	L	57	66

@ Paradise Jam (St. Thomas, U.S. Virgin Islands)

All-College Classic (Oklahoma City, Okla.)

! SEC Tournament

^ NIT (Tuscaloosa, Ala.)

\$ NIT (New York)

* SEC game

2011-12

Coach: Anthony Grant

21-12 (9-7 SEC) • (13-3 Home, 4-7 Road, 4-2 Neutral)

NCAA Tournament

Date	Opponent	AP Rank	W/L	UA	Opp
Nov. 7	UAH (Exh.)	-/-	W	67	60
Nov. 11	North Florida	19/-	W	64	44
Nov. 14	Oakland	16/-	W	74	57
Nov. 17	vs. Maryland ^	16/-	W	62	42
Nov. 18	vs. Wichita State ^	16/-	W	70	60
Nov. 20	vs. Purdue ^	16/-	W	65	56
Nov. 23	Alabama A&M	13/-	W	82	45
Nov. 27	VCU	13/-	W	72	64
Dec. 1	Georgetown	12/-	L	55	57
Dec. 7	at Dayton	16/-	L	62	74
Dec. 11	Detroit	16/-	W	62	54
Dec. 17	vs. Kansas State #	23/-	L	58	71
Dec. 21	vs. Oklahoma State \$	-/-	W	69	52
Dec. 29	Jacksonville	-/-	W	72	55
Jan. 3	at Georgia Tech	-/-	W	73	48
Jan. 7	at Georgia *	-/-	W	74	59
Jan. 11	LSU *	-/-	W	69	53
Jan. 14	at Mississippi State *	-/20	L	52	56
Jan. 19	Vanderbilt *	-/-	L	59	69
Jan. 21	at Kentucky *	-/2	L	71	77
Jan. 25	at South Carolina *	-/-	L	54	56
Jan. 28	Arkansas *	-/-	W	72	66
Feb. 4	Ole Miss *	-/-	W ^{2OT}	69	67
Feb. 7	at Auburn *	-/-	W	68	59
Feb. 11	at LSU *	-/-	L	58	67
Feb. 14	Florida *	-/14	L	52	61
Feb. 18	Tennessee *	-/-	W	62	50
Feb. 23	at Arkansas *	-/-	W	79	68
Feb. 25	Mississippi State *	-/-	W	67	50
Feb. 29	Auburn *	-/-	W	55	49
March 3	at Ole Miss *	-/-	L	51	60
March 8	vs. South Carolina !	-/-	W	63	57
March 9	vs. Florida !	-/22	L	63	66
March 16	vs. Creighton @	-/19	L	57	58

^ Puerto Rico Tipoff (San Juan, Puerto Rico)

Kansas City, Mo.

\$ Birmingham, Ala.

! SEC Tournament (New Orleans)

@ NCAA Midwest Regional (Greensboro, N.C.)

* SEC game

2012-13

Coach: Anthony Grant

23-13 (12-6 SEC) • (16-4 Home, 4-8 Road, 3-1 Neutral)

NIT Quarterfinals

Date	Opponent	AP Rank	W/L	UA	Opp
Nov. 7	Stillman (Exh.)	-/-	W	76	68
Nov. 9	South Dakota State ^	-/-	W	70	67
Nov. 11	West Alabama ^	-/-	W	80	49
Nov. 15	vs. Oregon State #	-/-	W	65	62
Nov. 16	vs. Villanova #	-/-	W	77	55
Nov. 23	Charleston Southern	-/-	W	59	46
Nov. 27	Lamar	-/-	W	75	47
Dec. 1	at Cincinnati	-/17	L	56	58
Dec. 5	Dayton	-/-	L	76	81
Dec. 15	at VCU	-/-	L	54	73
Dec. 19	at Texas Tech	-/-	W	66	62
Dec. 22	Mercer	-/-	L	59	66
Dec. 30	Tulane	-/-	L	50	53
Jan. 5	Oakland	-/-	W	65	45
Jan. 8	at Missouri *	-/10	L	68	84
Jan. 12	Tennessee *	-/-	W	68	65
Jan. 16	at Mississippi State *	-/-	W	75	43
Jan. 19	Texas A&M *	-/-	W	50	49
Jan. 22	Kentucky *	-/-	W	59	55
Jan. 26	at Tennessee *	-/-	L	53	54
Jan. 31	Arkansas *	-/-	W	59	56
Feb. 2	at Vanderbilt *	-/-	W	58	54
Feb. 6	at Auburn *	-/-	L	37	49
Feb. 9	LSU *	-/-	W	60	57
Feb. 12	at Georgia *	-/-	W	52	45
Feb. 16	South Carolina *	-/-	W	68	58
Feb. 20	Mississippi State *	-/-	W	64	56
Feb. 23	at LSU *	-/-	L ^{3OT}	94	97
Feb. 26	Auburn *	-/-	W	61	43

March 2	at Florida *	-/8	L	52	64
March 5	at Ole Miss *	-/-	L	83	87
March 9	Georgia *	-/-	W	61	58
March 15	vs. Tennessee !	-/-	W	58	48
March 16	vs. Florida !	-/7	L	51	61
March 19	Northeastern @	-/-	W	62	43
March 23	Stanford @	-/-	W	66	54
March 26	Maryland @	-/-	L	57	58

^ 2K Sports Classic (Tuscaloosa, Ala.)

2K Sports Classic (New York City)

! SEC Tournament (New Orleans)

@ NIT (Tuscaloosa, Ala.)

* SEC game

2013-14

Coach: Anthony Grant

13-19 (7-11 SEC) • (13-4 Home, 0-11 Road, 0-4 Neutral)

Date	Opponent	AP Rank	W/L	UA	Opp
Nov. 4	West Georgia (Exh.)	-/-	W	65	64
Nov. 8	vs. Oklahoma #	-/-	L	73	82
Nov. 14	Texas Tech	-/-	W	76	64
Nov. 18	Stillman ^	-/-	W	102	65
Nov. 19	Georgia State ^	-/-	W	75	58
Nov. 27	vs. Duke %	-/6	L	64	74
Nov. 29	vs. Drexel %	-/-	L ^{3OT}	83	85
Dec. 4	North Florida	-/-	W	76	48
Dec. 7	at USF	-/-	L	64	66
Dec. 14	Charleston Southern	-/-	W	59	45
Dec. 17	Wichita State	-/11	L	67	72
Dec. 21	Xavier	-/-	L	74	77
Dec. 28	at UCLA	-/-	L	67	75
Jan. 4	Robert Morris	-/-	W	64	56
Jan. 7	Vanderbilt *	-/-	W	68	63
Jan. 11	at Georgia *	-/-	L	58	66
Jan. 15	Mississippi State *	-/-	W	80	61
Jan. 18	at Missouri *	-/-	L	47	68
Jan. 23	Florida *	-/6	L	62	68
Jan. 25	LSU *	-/-	W	82	80
Jan. 29	at Auburn *	-/-	L	55	74
Feb. 1	Tennessee *	-/-	L	59	76
Feb. 5	at Arkansas *	-/-	L	58	65
Feb. 8	at Florida *	-/3	L	69	78
Feb. 11	Ole Miss *	-/-	W	67	64
Feb. 15	at South Carolina *	-/-	L	66	67
Feb. 20	at Texas A&M *	-/-	L	48	63
Feb. 22	Missouri *	-/-	W	80	73
Feb. 26	at Ole Miss *	-/-	L	67	79
March 1	Auburn *	-/-	W	73	57
March 4	at Kentucky *	-/25	L	48	55
March 8	Arkansas *	-/-	W	83	58
March 13	vs. LSU +	-/-	L	56	68

Tip-Off Classic (Dallas, Texas)

^ NIT Season Tipoff opening rounds (Tuscaloosa, Ala.)

% NIT Season Tipoff (New York City)

+ SEC Tournament (Atlanta, Ga.)

* SEC game

2014-15

Coach: Anthony Grant

19-15 (8-10 SEC) • (14-5 Home, 4-8 Road, 1-2 Neutral)

NIT Second Round

Date	Opponent	AP Rank	W/L	UA	Opp
Nov. 10	Montevallo (Exh.)	-/-	W	81	67
Nov. 14	Towson #	-/-	W	82	54
Nov. 17	Western Carolina #	-/-	W	80	74
Nov. 20	Southern Miss	-/-	W	81	67
Nov. 24	vs. Iowa State ^	-/13	L	74	84
Nov. 25	vs. Arizona State ^	-/-	W	76	71
Dec. 2	USF	-/-	W	82	71
Dec. 6	at Xavier	-/-	L	84	97
Dec. 13	Tennessee Tech	-/-	W	65	53
Dec. 16	at Wichita State	-/11	L	52	53
Dec. 19	Stillman	-/-	W	69	49
Dec. 21	Appalachian State	-/-	W	60	59
Dec. 28	UCLA	-/-	W	56	50
Jan. 2	North Florida	-/-	W	76	61
Jan. 6	Texas A&M *	-/-	W	65	44
Jan. 10	at Tennessee *	-/-	W	56	38
Jan. 13	at South Carolina *	-/-	L	66	68
Jan. 17	Kentucky *	-/1	L	48	70

ALL-TIME RESULTS

Jan. 22	at Arkansas *	-/-	L ^{OT}	91	93
Jan. 24	Auburn *	-/-	W	57	55
Jan. 27	Florida *	-/-	L	50	52
Jan. 31	at Kentucky*	-/1	L	55	70
Feb. 4	Missouri *	-/-	W	62	49
Feb. 7	at LSU *	-/-	L	60	71
Feb. 10	at Mississippi State *	-/-	W	55	51
Feb. 14	Vanderbilt *	-/-	L	68	76
Feb. 17	at Auburn *	-/-	W	79	68
Feb. 21	Georgia *	-/-	L ^{OT}	65	66
Feb. 24	South Carolina *	-/-	W	59	51
Feb. 28	at Vanderbilt *	-/-	L	66	73
March 3	Ole Miss *	-/-	L	74	82
March 7	at Texas A&M *	-/-	W	61	60
March 12	vs. Florida +	-/-	L	61	69
March 17	Illinois %	-/-	W	79	58
March 21	at Miami %	-/-	L	66	73

CBE Hall of Fame Classic (Tuscaloosa, Ala.)

^ CBE Hall of Fame Classic Finals (Kansas City, Mo.)

+ SEC Tournament (Nashville, Tenn.)

% National Invitational Tournament

* SEC game

2015-16

Coach: Avery Johnson

18-15 (8-10 SEC) • (10-4 Home, 5-8 Road, 3-3 Neutral)

NIT First Round

Date	Opponent	AP Rank	W/L	UA	Opp
Nov. 6	Trevecca Nazarene (Exh.)	-/-	W	87	65
Nov. 13	Kennesaw State	-/-	W	77	64
Nov. 17	at Dayton	-/-	L	48	80
Nov. 20	Louisiana	-/-	W	105	93
Nov. 26	vs. Xavier #	-/23	L	45	64
Nov. 27	vs. Wichita State #	-/20	W	64	60
Nov. 29	vs. Notre Dame #	-/17	W	74	73
Dec. 4	at Southern Miss	-/-	W	58	55
Dec. 13	at Clemson	-/-	W	51	50
Dec. 16	Winthrop	-/-	W	72	60
Dec. 21	Oregon ^	-/-	L	68	72
Dec. 29	Jacksonville State	-/-	W ^{OT}	67	59
Jan. 2	Norfolk State	-/-	W	68	49
Jan. 7	at Ole Miss *	-/-	L	66	74
Jan. 9	Kentucky *	-/9	L	61	77
Jan. 13	South Carolina *	-/19	W	73	50
Jan. 16	at Vanderbilt *	-/-	L	63	71
Jan. 19	at Auburn *	-/-	L	77	83
Jan. 23	LSU *	-/-	L	70	72
Jan. 26	Tennessee *	-/-	W	63	57
Jan. 30	at South Carolina *	-/-	L	64	78
Feb. 2	at Mississippi State *	-/-	W ^{OT}	82	80
Feb. 6	Missouri *	-/-	W	80	71
Feb. 10	Texas A&M *	-/15	W	63	62
Feb. 13	at Florida *	-/-	W	61	55
Feb. 17	at LSU *	-/-	W	76	69
Feb. 20	Mississippi State *	-/-	L	61	67
Feb. 23	at Kentucky *	-/16	L	53	78
Feb. 27	Auburn *	-/-	W	65	57
March 2	Arkansas *	-/-	L	61	62
March 5	at Georgia *	-/-	L	63	70
March 10	vs. Ole Miss +	-/-	W	81	73
March 11	vs. Kentucky +	-/16	L	59	85
March 15	at Creighton %	-/-	L	54	72

AdvoCare Invitational (Orlando, Fla.)

^ Vulcan Classic (Birmingham, Ala.)

+ SEC Tournament (Nashville, Tenn.)

% National Invitational Tournament

* SEC game

2016-17

Coach: Avery Johnson

19-15 (10-8 SEC) • (10-7 Home, 5-6 Road, 4-2 Neutral)

NIT First Round

Date	Opponent	AP Rank	W/L	UA	Opp
Nov. 3	Faulkner (Exh.)	-/-	W	91	71
Nov. 11	Coastal Carolina	-/-	W	70	53
Nov. 15	Dayton	-/-	L	72	77
Nov. 18	Ball State	-/-	W	77	59
Nov. 21	vs. Valparaiso #	-/-	L	60	68
Nov. 23	vs. Saint Louis #	-/-	W	62	57
Nov. 29	Charleston Southern	-/-	W	76	46
Dec. 2	at Texas	-/-	L	68	77
Dec. 11	at Oregon	-/24	L	56	65
Dec. 15	USC Upstate	-/-	W	78	61
Dec. 18	Clemson ^	-/-	L	54	67
Dec. 21	Arkansas State ¹	-/-	W	67	52
Dec. 29	Stetson	-/-	W	83	60
Jan. 3	at Mississippi State *	-/-	W	68	58
Jan. 7	Vanderbilt *	-/-	W	59	56
Jan. 10	Florida *	-/23	L	67	80
Jan. 14	at LSU *	-/-	W	81	66
Jan. 18	Missouri *	-/-	W	68	56
Jan. 21	at Auburn *	-/-	L	64	84
Jan. 25	at Georgia *	-/	W	80	60
Jan. 28	Mississippi State *	-/	W	71	62
Feb. 1	at Arkansas *	-/	L	68	87
Feb. 4	Auburn *	-/-	L	77	82
Feb. 7	at South Carolina *	-/19	W ^{4OT}	90	86
Feb. 11	Kentucky *	-/15	L	58	67
Feb. 15	at Missouri *	-/-	W	57	54
Feb. 18	LSU *	-/-	W	90	72
Feb. 23	Georgia *	-/-	L	55	60
Feb. 25	at Texas A&M *	-/-	L	53	56
March 1	Ole Miss *	-/-	W	70	55
March 3	at Tennessee *	-/-	L	54	59
March 9	vs. Mississippi State +	-/-	W	74	55
March 10	vs. South Carolina +	-/-	W	64	53
March 11	vs. Kentucky +	-/8	L	74	79
March 15	Richmond %	-/-	L	64	71

Men Who Speak Out Main Event (Las Vegas)

^ Vulcan Classic (Birmingham, Ala.)

¹ Rocket City Classic (Huntsville, Ala.)

+ SEC Tournament (Nashville, Tenn.)

% National Invitational Tournament

* SEC game

2017-18

Coach: Avery Johnson

20-16 (8-10 SEC) • (12-5 Home, 2-8 Road, 6-3 Neutral)

NCAA Second Round

Date	Opponent	AP Rank	W/L	UA	Opp
Nov. 6	Alabama-Huntsville (Exh.)	-/-	W	74	65
Nov. 10	vs. Memphis #	-/-	W	82	70
Nov. 14	Lipscomb	-/-	W	86	64
Nov. 17	Alabama A&M	-/-	W	104	67
Nov. 21	UT Arlington	25/-	W	77	76
Nov. 24	vs. BYU ~	25/-	W	71	59
Nov. 25	vs. Minnesota ~	25/14	L	84	89
Nov. 29	Louisiana Tech	24/-	W	77	74
Dec. 3	UCF	24/-	L	62	65
Dec. 6	Rhode Island	-/-	W	68	64
Dec. 9	at Arizona	-/-	L	82	88
Dec. 19	vs. Mercer &	-/-	W	80	79
Dec. 22	Texas ^	-/-	L	50	66
Dec. 30	Texas A&M *	-/5	W	79	57
Jan. 2	at Vanderbilt *	-/-	L	75	76
Jan. 6	at Georgia *	-/-	L	46	65
Jan. 9	South Carolina *	-/-	W	76	62
Jan. 13	at LSU *	-/-	W	74	66
Jan. 17	Auburn *	-/17	W	76	71
Jan. 20	Mississippi State *	-/-	W	68	62
Jan. 23	at Ole Miss *	-/-	L	66	78
Jan. 27	Oklahoma !	-/12	W	80	73
Jan. 31	Missouri *	-/-	L	60	69
Feb. 3	at Florida	-/23	W	68	50
Feb. 6	at Mississippi State *	-/-	L	63	67
Feb. 10	Tennessee *	-/15	W	78	50
Feb. 13	LSU *	-/-	W	80	65
Feb. 17	at Kentucky *	-/-	L	71	81

Feb. 21	at Auburn *	-/12	L	71	90
Feb. 24	Arkansas *	-/-	L	73	76
Feb. 27	Florida *	-/-	L	52	73
Mar. 3	at Texas A&M *	-/-	L	66	68
Mar. 8	vs. Texas A&M +	-/-	W	71	70
Mar. 9	vs. Auburn +	-/18	W	81	63
Mar. 10	vs. Kentucky +	-/-	L	63	86
Mar. 15	vs. Virginia Tech \$	-/-	W	86	83
Mar. 17	vs. Villanova \$	-/2	L	58	81

Veterans Classic (Annapolis, Md.)

~ Barclays Classic (Brooklyn, N.Y.)

& Rocket City Classic (Huntsville, Ala.)

^ Vulcan Classic (Birmingham, Ala.)

! Big 12/SEC Challenge

+ SEC Tournament (St. Louis)

\$ NCAA Tournament (Pittsburgh, Pa.)

* SEC game

RECORDS & HISTORY

ALL-TIME SERIES HISTORIES

Akron	1-1	Eastern Michigan	1-0	Montana State	0-1	Stanford	3-0
Alabama A&M	6-0	Florida	75-68	Morehead State	2-1	Stetson	2-0
UAB	0-1	Florida A&M	6-0	Murray State	3-1	Stephen F. Austin	0-0
Alabama City College	1-0	Florida Atlantic	1-0	Nebraska	2-0	Stillman	2-0
Alabama Presbyterian	1-0	Florida International	2-1	New Hampshire	1-0	St. Bonaventure	2-0
Alabama State	6-0	Florida Southern	1-0	New Mexico	1-0	St. John's	2-2
Alaska-Anchorage	1-0	Florida State	8-8	New Mexico State	1-1	St. Joseph's	1-1
American	1-0	Furman	1-0	New Orleans	2-0	St. Louis	0-4
American Puerto Rico	0-1	George Washington	1-0	Nicholls State	1-0	St. Peters	0-2
Appalachian State	2-0	Georgetown (Ky.)	0-1	Norfolk State	1-0	Syracuse	1-2
Arizona	2-1	Georgetown (D.C.)	2-3	North Alabama	3-0	Temple	2-1
Arizona State	2-1	Georgia	94-52	North Carolina	4-7	Tennessee	79-68
Arkansas	28-33	Georgia Southern	1-0	North Carolina A&T	0-0	Tennessee-Martin	3-0
Arkansas-Pine Bluff	2-0	Georgia State	2-0	North Carolina-Greensboro	1-0	Tennessee State	6-0
Arkansas State	2-0	Georgia Tech	41-28	North Carolina State	4-3	Tennessee Tech	6-0
Ashland College	1-0	Grambling	1-0	North Carolina-Wilmington	2-0	Texas	4-9
Auburn	95-63	Hawai'i-Pacific	1-0	North Florida	4-0	Texas A&M	12-6
Augusta	2-0	Holy Cross	1-1	North Texas	5-0	Texas A&M-Corpus Christi	1-0
Austin Peay	4-0	Houston	1-3	Northeastern	2-0	Texas-Arlington	2-0
Ball State	1-0	Howard/Samford	29-3	Northeastern Illinois	2-0	TCU	4-3
Baptist College	2-0	Illinois	3-1	Northern Iowa	2-1	UTEP	0-1
Baylor	7-1	Illinois State	0-1	Northwestern	0-1	Texas Pan American	1-0
Belmont	0-1	Indiana	0-3	Northwestern State (La.)	2-0	Texas Southern	2-0
Bethune Cookman	1-0	Iona	1-0	Notre Dame	2-3	Texas Tech	7-1
Birmingham College	2-1	Iowa	1-1	Oakland	2-0	Toledo	3-0
Birmingham-Southern	17-2-1	Iowa State	1-1	Oglethorpe	1-0	Towson	2-0
Biscayne	1-0	Jackson State	3-0	Ohio State	3-3	Trinity College (N.C.)	3-0
Boston University	2-0	Jacksonville	2-0	Ohio Wesleyan	0-1	Troy	3-0
Bowling Green	1-0	Jacksonville State	12-1	Oklahoma	3-5	Tulane	52-32
Bradley	4-0	Kansas State	1-2	Oklahoma City College	2-0	Tulsa	0-2
Brigham Young	2-0	Kennesaw State	1-0	Oklahoma State	4-3	UCLA	2-3
Bucknell	1-1	Kent State	1-1	Old Dominion	2-1	Utah	3-1
Butler	0-1	Kentucky	37-112	Oral Roberts	0-1	Valparaiso	1-1
California	1-0	Lamar	1-1	Oregon	1-3	Vanderbilt	69-69
Canisus	0-1	LaSalle	4-2	Oregon State	2-0	Villanova	2-2
Carson-Newman	1-0	Laurel (Miss.)	1-0	Owenton	1-0	Virginia	4-3
Centenary	1-0	Liberty	0-0	Pennsylvania	2-0	VCU	4-1
Central Connecticut State	1-0	Lipscomb	3-0	Penn State	3-1	Virginia Military Institute	2-1
UCF	3-1	Lorain (Ohio)	0-1	Pepperdine	1-0	Virginia Tech	10-5
Central Michigan	1-0	Louisiana College	2-0	Pittsburgh	2-2	Wagner	0-1
Centre	1-0	Louisiana-Lafayette	4-0	Princeton	2-1	Wake Forest	2-5
Chaminade	1-0	Louisiana-Monroe	6-0	Providence	4-2	Washington	1-1
Charleston Southern	3-0	LSU	108-71	Purdue	3-5	Washington & Lee	1-0
Charlotte	3-1	Louisiana Tech	6-0	Quincy	1-0	Washington State	2-1
Chattanooga	16-3	Louisville	3-6	Rhode Island	2-0	Weber State	2-0
College of Charleston	0-1	Loyola Marymount	0-1	Rice	2-0	West Alabama	2-0
Chicago State	1-0	Loyola-New Orleans	3-1	Richmond	3-1	West Virginia	1-0
Cincinnati	1-2	Maine	2-0	Rider	2-0	Western Carolina	4-0
The Citadel	1-2	Manhattan	1-0	Robert Morris	1-0	Western Kentucky	2-0
Clemson	4-6	Marion Institute	1-0	Rollins	1-0	Western Michigan	1-0
Coastal Carolina	2-0	Marquette	2-0	Rutgers	1-0	Wichita State	4-4
Colorado	1-0	Maryland	1-4	Saint Louis	1-0	Winthrop	3-0
Colorado State	1-0	Maryville	3-0	Samford/Howard	29-3	Wisconsin	3-1
Columbia	1-0	Massachusetts	1-1	Sam Houston State	1-0	Wittenberg	1-1
Connecticut	0-1	McGowin-Lyons	2-0	San Jose State	0-1	Wofford	3-0
Coppin State	1-0	McNeese State	3-0	Santa Clara	2-1	Wyoming	0-1
Cornell	1-1	Memphis/Memphis State	3-5	Selma	1-0	Xavier	3-5
Creighton	0-2	Mercer	7-3	Seton Hall	2-1	Yale	1-0
Cumberland	2-0	Miami (Fla.)	2-1	Sewanee	11-0	Youngstown State	1-0
Davidson	1-3	Miami (Ohio)	2-0	Southern	0-0	Zanesville	0-1
Dayton	1-4	Michigan	2-1	South Alabama	2-1		
Delaware	2-1	Michigan State	1-1	South Carolina	29-16		
Delaware State	1-0	Middle Tennessee	6-0	USC Upstate	1-0		
Delta State	1-0	Millsaps	1-0	South Dakota State	1-0		
DePaul	0-2	Milwaukee	0-1	South Florida	2-1		
Detroit	2-0	Minnesota	4-1	Southeastern Louisiana	4-0		
Drexel	0-1	Ole Miss	120-58	Southern University	7-0		
Duke	1-8	Mississippi College	11-1	Southern California	3-1		
Duquesne	1-0	Mississippi State	124-75	Southern Illinois	2-0		
East Carolina	2-0	Mississippi Valley State	2-0	SMU	3-3		
East Tennessee State	3-0	Missouri	9-4	Southern Miss	22-5		
Eastern Kentucky	2-0	Missouri State	1-0	Spring Hill	9-0		

2018-19 opponents in bold



The Tide holds a 95-63 advantage in the all-time series against in-state rival Auburn.

ALL-TIME SERIES HISTORIES

Akron			1-1
1924-25	L	16-33	A
2000-01	W	73-59	N
Alabama A&M			6-0
1999-00	W	97-74	H
2001-02	W	90-54	H
2008-09	W	64-56	H
2010-11	W	76-50	H
2011-12	W	82-45	H
2017-18	W	104-67	H
UAB			0-1
1992-93	L	56-58	H
Alabama City College			1-0
1928-29	W	31-29	A
Alabama Presbyterian			1-0
1916-17	W	49-10	H
Alabama State			6-0
1997-98	W	85-61	H
1998-99	W	69-48	H
2000-01	W	82-56	H
2004-05	W	72-54	A
2005-06	W	105-68	H
2006-07	W	92-58	H
Alaska-Anchorage			1-0
2004-05	W	90-55	A
American			1-0
1978-79	W	110-87	N
American Puerto Rico			0-1
1997-98	L	79-88	A
Appalachian State			2-0
1986-87	W	95-62	H

2014-15	W	60-59	H
Arizona			2-1
1984-85	W	50-41	N
1989-90	W	77-55	N
2017-18	L	82-88	A
Arizona State			2-1
1974-75	L	94-97	N
1988-89	W	84-83 ^{OT}	N
2014-15	W	76-71	N
Arkansas			28-33
1947-48	L	35-42	N
1949-50	L	33-41	N
1950-51	L	34-46	N
1954-55	W	84-64	N
1960-61	L	76-83	N
1967-68	W	82-65	H
1968-69	L	48-52	N
1986-87	W	87-76	N
1987-88	L	55-80	N
1990-91	L	70-93	N
1991-92	W	65-63	H
1991-92	L	87-90	A
1991-92	W	90-89	N
1992-93	L	66-74	A
1992-93	W	93-82	H
1993-94	W	66-64	H
1993-94	L	81-102	A
1994-95	W	88-70	A
1994-95	L	80-86	H
1994-95	L	58-69	N
1995-96	L	63-71	H
1995-96	W	98-89	A
1996-97	L	68-72	H
1996-97	L	53-73	A
1997-98	L	70-77	A
1997-98	W	65-63	H
1998-99	W	67-60	A

1998-99	W	84-79	H
1999-00	W	73-64	H
1999-00	L	66-81	A
2000-01	L	58-87	A
2000-01	L	63-66	H
2001-02	W	109-84	H
2001-02	L	59-67	A
2002-03	W	61-51	H
2002-03	L	81-70	A
2003-04	W	81-65	H
2003-04	W	72-68 ^{OT}	A
2004-05	W	64-61	A
2004-05	W	72-63	H
2005-06	W	78-75 ^{OT}	H
2005-06	L	63-65	A
2006-07	L	61-88	A
2006-07	L	57-63	H
2007-08	L	67-71 ^{OT}	A
2007-08	W	59-56 ^{OT}	H
2008-09	L	80-89	A
2008-09	W	88-67	H
2009-10	L	59-71	A
2009-10	W	76-68	H
2010-11	L	65-70	A
2010-11	W	69-56	H
2011-12	W	72-66	H
2011-12	W	79-68	A
2012-13	W	59-56	H
2013-14	L	58-65	A
2013-14	W	83-58	H
2014-15	L	93-91 ^{OT}	A
2015-16	L	61-62	H
2016-17	L	68-87	A
2017-18	L	73-76	H
Arkansas-Pine Bluff			2-0
1995-96	W	95-44	H
2000-01	W	110-53	H

Arkansas State			2-0
1969-70	W	93-79	H
2016-17	W	67-52	N
Ashland			1-0
1924-25	W	37-30	A
Auburn			95-63
1923-24	W	40-19	N
1940-41	W	38-16	N
1948-49	W	46-45	N
1948-49	W	45-38	A
1948-49	W	39-37	H
1949-50	L	40-45	A
1949-50	L	58-66	H
1949-50	L	58-67	A
1950-51	W	70-46	H
1950-51	W	65-64	A
1950-51	W	63-44	H
1951-52	W	62-60	A
1951-52	W	63-40	H
1951-52	W	63-49	N
1952-53	W	61-51	H
1952-53	L	73-78	A
1953-54	W	70-62	N
1953-54	W	70-58	H
1953-54	W	84-80	N
1954-55	W	99-78	N
1954-55	W	84-80	N
1955-56	W	86-77	N
1955-56	W	93-82	N
1956-57	L	88-92 ^{OT}	N
1956-57	L	79-81 ^{2OT}	N
1957-58	W	83-65	N
1957-58	L	65-67	N
1958-59	L	60-79	N
1958-59	L	55-57	N
1958-59	L	50-69	N
1959-60	L	52-59	N
1959-60	L	66-69	N

RECORDS & HISTORY

RECORDS & HISTORY

ALL-TIME SERIES HISTORIES

1959-60	L	61-63 ^{OT}	N
1960-61	L	62-74	N
1960-61	W	71-66 ^{OT}	N
1960-61	L	69-80	N
1961-62	L	50-60	N
1961-62	L	49-62	N
1962-63	L	78-81 ^{OT}	N
1962-63	L	67-74 ^{OT}	N
1963-64	W	86-72	N
1963-64	L	76-83	N
1964-65	L	68-93	N
1964-65	L	60-80	N
1965-66	L	71-90	N
1965-66	W	88-83	N
1966-67	L	63-66	N
1966-67	L	96-99 ^{OT}	N
1967-68	W	64-63	H
1967-68	L	69-73	A
1968-69	L	63-78	A
1968-69	L	53-60	H
1969-70	L	77-86	H
1969-70	L	78-121	A
1970-71	L	72-83	A
1970-71	L	76-92	H
1971-72	W	89-66	H
1971-72	W	79-78	A
1972-73	W	76-64	A
1972-73	W	87-75	H
1973-74	W	73-64	A
1973-74	W	97-84	H
1974-75	W	77-53	H
1974-75	L	70-76	A
1975-76	W	63-62	A
1975-76	W	86-75	H
1976-77	W	74-71	A
1976-77	W	81-77	H
1977-78	W	81-74	A
1977-78	W	89-86	H
1978-79	W	83-76	A
1978-79	W	80-73	H
1979-80	W	50-46 ^{OT}	A
1979-80	W	59-47	H
1980-81	W	83-73	H
1980-81	L	54-56	A
1981-82	W	67-65	A
1981-82	W	74-72	H
1982-83	L	80-91	A
1982-83	W	86-78	H
1982-83	W	62-61	N
1983-84	L	86-91	H
1983-84	L	70-83	A
1984-85	W	60-55	A
1984-85	W	74-72 ^{2OT}	H
1984-85	L	49-53 ^{OT}	N
1985-86	W	60-56	H
1985-86	L	69-71	A
1986-87	W	88-82	H
1986-87	W	77-75	A
1986-87	W	87-68	N
1987-88	L	74-84	A
1987-88	W	82-77	H
1988-89	W	67-64	A
1988-89	W	74-58	H
1989-90	W	78-59	H
1989-90	W	80-73	A
1989-90	W	87-71	N
1990-91	W	68-56	A
1990-91	W	88-80	H
1990-91	W	77-59	N
1991-92	L	63-81	A
1991-92	W	82-80	H
1992-93	W	81-78	H
1992-93	L	70-78	A
1993-94	W	74-69	A
1993-94	W	83-68	H
1993-94	W	83-55	N
1994-95	W	65-63	H
1994-95	W	86-73	A
1995-96	W	72-65	H

1995-96	W	75-73	A
1996-97	L	62-72	A
1996-97	W	55-50	H
1997-98	L	40-94	A
1997-98	W	76-62	H
1998-99	L	58-73	H
1998-99	L	61-102	A
1998-99	L	61-93	N
1999-00	L	63-77	A
1999-00	W	68-64	H
2000-01	W	81-80	H
2000-01	L	72-69 ^{OT}	A
2001-02	L	59-56	A
2001-02	W	73-68	H
2002-03	L	77-68	A
2002-03	W	84-68	H
2003-04	W	69-64	H
2003-04	W	72-71	A
2004-05	W	60-55	A
2004-05	W	94-53	H
2005-06	W	56-52	A
2005-06	W	71-61	H
2006-07	L	57-81	A
2006-07	L	77-86	H
2007-08	W	97-77	H
2007-08	L	76-88	A
2008-09	L	71-85	A
2008-09	L	73-77	H
2009-10	L	57-58	A
2009-10	W	73-61	H
2010-11	W	68-58	A
2010-11	W	51-49	H
2011-12	W	68-50	A
2011-12	W	55-49	H
2012-13	L	37-49	A
2012-13	W	61-43	H
2013-14	L	55-74	A
2013-14	W	73-57	H
2014-15	W	57-55	H
2014-15	W	79-68	A
2015-16	L	77-83	A
2015-16	W	65-57	H
2016-17	L	64-84	A
2016-17	L	77-82	H
2017-18	W	76-71	H
2017-18	L	71-90	A
2017-18	W	81-63	N

Augusta	2-0		
1988-89	W	94-78	H
1989-90	W	94-67	H

Austin Peay	4-0		
1974-75	W	85-65	H
1978-79	W	83-64	H
1984-85	W	68-48	H
2003-04	W	65-47	H

Ball State	1-0		
2016-17	W	77-59	H

Baptist College	2-0		
1987-88	W	55-41	H
1989-90	W	63-32	H

Baylor	7-1		
1924-25	W	34-21	H
1947-48	L	24-29	N
1953-54	W	67-61	N
1954-55	W	70-67	N
1957-58	W	70-60	H
1960-61	W	72-55	N
1967-68	W	85-75	N
2009-10	W	79-76	N

Belmont	0-1		
2007-08	L	83-85	H

Bethune Cookman	1-0		
2001-02	W	93-46	H

Birmingham College	2-1		
1914	W	46-17	H
1917	L	20-21	A
1918	W	28-8	A

Birmingham-Southern	17-2-1		
1918-19	T	24-24 ^{OT}	H
1918-19	W	27-14	A
1919-20	W	54-26	H
1920-21	W	33-10	H
1920-21	W	36-10	H
1924-25	W	34-14	H
1924-25	W	31-19	A
1924-25	W	18-12	H
1926-27	L	20-27	H
1926-27	L	22-26 ^{OT}	H
1927-28	W	44-31	H
1927-28	W	31-26	H
1946-47	W	41-22	H
1947-48	W	38-27	N
1948-49	W	62-36	H
1948-49	W	48-38	A
1952-53	W	82-50	H
1956-57	W	110-69	H
1967-68	W	90-68	H
2005-06	W	61-57	H

Biscayne	1-0		
1981-82	W	94-63	H

Boston University	2-0		
1997-98	W	61-53	A
1998-99	W	75-52	H

Bowling Green	1-0		
2002-03	W	69-61	N

Bradley	4-0		
1953-54	W	63-61	A
1954-55	W	84-65	A
1978-79	W	66-64	N
1991-92	W	71-62	N

Brigham Young	2-0		
1957-58	W	77-74	H
2017-18	W	71-59	N

Bucknell	1-1		
1984-85	W	81-56	H
1995-96	L	64-72	N

Butler	0-1		
1930-31	L	20-23	A

California	1-0		
1994-95	W	76-73 ^{OT}	A

Canisus	0-1		
1956-57	L	63-74	A

Carson-Newman	1-0		
1922-23	W	30-26	H

Centenary	1-0		
1999-00	W	94-72	H

Central Connecticut State	1-0		
1994-95	W	86-39	H

UCF	3-1		
1987-88	W	65-54	N
1988-89	W	86-48	H
1994-95	W	73-60	H
2017-18	L	62-65	H

Central Michigan	1-0		
1987-88	W	83-80	N

Centre	1-0		
1922-23	W	29-17	A

Chaminade	1-0		
2008-09	W	75-56	N

Charleston Southern	3-0		
2012-13	W	59-46	H
2013-14	W	59-45	H
2016-17	W	76-46	H

Charlotte	3-1		
1990-91	W	93-67	N
1991-92	L	74-79	N
2003-04	W	79-72	H
2004-05	W	102-101 ^{3OT}	A

Chattanooga	16-3		
1914	W	33-23	A
1923-24	L	27-31	A
1924-25	W	29-22	H
1927-28	W	40-30	A
1928-29	W	26-22	A
1931-32	W	32-19	H
1932-33	W	53-28	H
1936-37	L	29-32	H
1939-40	W	31-29	A
1961-62	W	73-56	H
1962-63	W	76-54	H
1963-64	W	96-64	H
1990-91	W	62-58	A
1991-92	W	76-61	H
1993-94	L	57-67	H
1999-00	W	75-51	N
2001-02	W	74-68	H
2003-04	W	76-72	H
2008-09	W	82-63	H

College of Charleston	0-1		
1993-94	L	60-82	N

Chicago State	1-0		
2007-08	W	93-79	H

Cincinnati	1-2		
1983-84	W	83-64	H
2000-01	L	74-77 ^{OT}	N
2012-13	L	56-58	A

The Citadel	1-2		
1959-60	L	60-68	A
1963-64	L	67-76	N
1991-92	W	107-67	H

Clemson	4-6		
1929-30	W	31-22	N
1957-58	W	78-75	N
1965-66	L	62-76	N
1968-69	L	74-96	H
1969-70	L	95-104	A
1989-90	W	57-48	N
2007-08	L	61-87	H
2008-09	L	59-66	A
2015-16	W	51-50	A
2016-17	L	54-67	H

Coastal Carolina	2-0		
2010-11	W	68-44	H
2016-17	W	70-53	H

Colorado	1-0		
2010-11	W	62-61	N

Colorado State	1-0		
1989-90	W	71-54	N

ALL-TIME SERIES HISTORIES

Columbia				1-0
1973-74	W	70-43	N	
Connecticut				0-1
2003-04	L	71-87	N	
Coppin State				1-0
2006-07	W	99-49	H	
Cornell				1-1
1972-73	W	107-84	N	
2009-10	L	67-71	H	
Creighton				0-2
2011-12	L	57-58	N	
2015-16	L	54-72	A	
Cumberland				2-0
1916	W	43-14	H	
1916	W	57-15	H	
Davidson				1-3
1961-62	L	63-68	N	
1961-62	L	67-73	A	
1964-65	L	62-79	N	
1991-92	W	76-61	A	
Dayton				1-4
1972-73	W	77-76	A	
2011-12	L	62-74	A	
2012-13	L	76-81	H	
2015-16	L	48-80	A	
2016-17	L	72-77	H	
Delaware				2-1
1981-82	W	94-62	N	
1990-91	W	72-47	H	
1999-00	L	66-76	N	
Delaware State				1-0
1993-94	W	82-44	N	
Delta State				1-0
1963-64	W	111-66	H	
DePaul				0-2
1965-66	L	64-80	N	
1983-84	L	76-77	N	
Detroit				2-0
2000-01	W	74-63	N	
2011-12	W	62-54	H	
Drexel				0-1
2013-14	L	83-85 ^{3OT}	N	
Duke				1-8
1928-29	L	32-38	N	
1929-30	W	31-24	N	
1956-57	L	78-89	N	
1959-60	L	60-78	N	
1967-68	L	80-86	H	
1968-69	L	48-86	A	
1980-81	L	70-75	N	
1986-87	L	67-76	N	
2013-14	L	64-74	N	
Duquesne				1-0
1964-65	W	62-57	N	
East Carolina				2-0
1974-75	W	99-86	H	
1992-93	W	59-54	H	
East Tennessee State				3-0
1983-84	W	87-64	H	
1984-85	W	100-76	H	
2004-05	W	114-77	H	

Eastern Kentucky				2-0
1956-57	W	103-88	N	
1989-90	W	71-52	N	
Eastern Michigan				1-0
1989-90	W	64-61	N	
Florida				75-68
1926-27	W	49-44	H	
1927-28	W	36-31	H	
1927-28	L	21-29	H	
1928-29	L	20-21	A	
1928-29	L	23-34	A	
1928-29	W	47-33	H	
1928-29	W	58-28	H	
1931-32	W	32-19	H	
1931-32	W	28-11	H	
1933-34	W	41-25	N	
1934-35	W	27-25	H	
1939-40	W	48-45	A	
1939-40	W	47-38	A	
1940-41	L	34-38	H	
1940-41	W	28-22	H	
1941-42	W	37-30	H	
1941-42	W	33-28	H	
1942-43	W	39-30	H	
1942-43	W	32-26	H	
1946-47	W	45-15	H	
1949-50	W	50-48	A	
1950-51	L	55-59	A	
1950-51	W	79-61	H	
1951-52	L	53-55	A	
1951-52	W	67-59	A	
1952-53	L	64-69	A	
1952-53	L	60-61	H	
1953-54	W	80-71	A	
1953-54	W	85-58	H	
1954-55	L	74-76	H	
1954-55	W	89-80	A	
1955-56	W	108-74	H	
1955-56	W	82-75	A	
1956-57	L	71-93	H	
1956-57	W	66-65	A	
1957-58	L	62-64	A	
1957-58	W	62-55	H	
1958-59	W	82-77	A	
1958-59	W	67-59	H	
1959-60	L	76-89	A	
1959-60	W	67-56	H	
1960-61	L	50-52	A	
1960-61	W	64-56	H	
1961-62	L	53-74	A	
1961-62	L	62-69	H	
1962-63	L	67-69 ^{OT}	A	
1962-63	W	75-74	H	
1963-64	L	60-86	A	
1963-64	L	71-97	H	
1964-65	L	51-67	H	
1965-66	L	53-56	A	
1966-67	L	74-86	H	
1966-67	L	50-82	A	
1967-68	L	75-88	A	
1967-68	L	59-64	H	
1968-69	L	45-56	H	
1968-69	L	60-73	A	
1969-70	L	70-79	A	
1969-70	W	89-79	H	
1970-71	W	70-63	H	
1970-71	L	66-79	A	
1971-72	L	77-79	A	
1971-72	W	86-82	H	
1972-73	W	69-56	H	
1972-73	W	82-74	A	
1973-74	W	98-79	H	
1973-74	L	61-64	A	
1974-75	W	73-67	A	
1974-75	W	100-75	H	
1975-76	L	70-71	A	
1975-76	W	79-73	H	

1976-77	W	83-71	A	
1976-77	W	83-70	H	
1977-78	L	73-84	A	
1977-78	W	81-70	H	
1978-79	W	90-76	H	
1978-79	W	77-66	A	
1978-79	W	81-64	N	
1979-80	W	80-62	H	
1979-80	W	84-73	A	
1980-81	L	91-97	A	
1980-81	W	57-44	H	
1981-82	W	82-71	H	
1981-82	W	70-69	A	
1982-83	L	85-89	A	
1982-83	W	106-99 ^{2OT}	H	
1983-84	W	63-61	H	
1983-84	L	62-81	A	
1984-85	L	77-86	A	
1984-85	W	81-66	H	
1985-86	W	67-64	H	
1985-86	L	65-77	A	
1986-87	L	80-90 ^{OT}	A	
1986-87	W	86-85 ^{OT}	H	
1987-88	L	64-74	H	
1987-88	L	45-52	A	
1988-89	L	76-85	A	
1988-89	W	83-63	H	
1988-89	W	72-60	N	
1989-90	W	57-44	H	
1989-90	W	63-54	A	
1990-91	W	72-64	H	
1990-91	W	88-80	A	
1990-91	W	71-65	N	
1991-92	W	68-56	H	
1991-92	W	62-60	N	
1992-93	L	59-69	A	
1993-94	W	69-61	H	
1993-94	L	52-68	N	
1994-95	W	69-66	A	
1995-96	W	68-65	H	
1996-97	L	66-85	A	
1996-97	W	80-66	N	
1997-98	W	80-66	H	
1998-99	L	68-72	A	
1999-00	L	73-77	H	
2000-01	L	68-89	A	
2000-01	L	61-69	N	
2001-02	W	65-64	H	
2002-03	L	75-56	A	
2003-04	L	78-88	H	
2003-04	L	73-75 ^{OT}	N	
2004-05	L	54-85	A	
2004-05	L	62-68	N	
2005-06	W	82-77	H	
2006-07	L	67-76	A	
2007-08	L	83-90	H	
2007-08	W	80-69	N	
2008-09	L	74-83	A	
2009-10	L	65-66	H	
2010-11	L	51-78	A	
2011-12	L	52-61	H	
2011-12	L	63-66	N	
2012-13	L	52-64	A	
2012-13	L	51-61	N	
2013-14	L	62-68	H	
2013-14	L	69-78	A	
2014-15	L	50-52	H	
2014-15	L	61-69	N	
2015-16	W	61-55	A	
2016-17	L	67-80	H	
2017-18	W	68-50	A	
2017-18	L	52-73	H	
Florida A&M				6-0
1993-94	W	96-58	H	
1994-95	W	95-48	H	
1995-96	W	80-39	H	
2001-02	W	76-52	H	
2008-09	W	89-48	H	

2010-11	W	76-37	H	
Florida Atlantic				1-0
2001-02	W	86-78	N	
Florida International				2-1
1994-95	W	77-54	H	
1996-97	W	80-65	A	
1997-98	L	68-66	H	
Florida Southern				1-0
1980-81	W	73-59	H	
Florida State				8-8
1959-60	L	74-86	H	
1960-61	L	57-68	A	
1961-62	W	72-57	H	
1962-63	L	63-72	A	
1962-63	L	48-49	N	
1962-63	L	61-63 ^{OT}	H	
1963-64	W	62-53	H	
1963-64	L	77-95	A	
1964-65	W	76-73 ^{OT}	H	
1964-65	W	75-66	A	
1966-67	W	80-79	N	
1972-73	W	74-68	N	
1975-76	W	76-72	N	
1985-86	W	100-89	N	
1986-87	L	70-71	A	
2009-10	L	51-60	N	
Furman				1-0
1986-87	W	96-69	H	
George Washington				1-0
2007-08	W	93-57	H	
Georgetown (Ky.)				0-1
1927-28	L	31-39	H	
Georgetown (D.C.)				2-3
1976-77	W	66-64	N	
1977-78	L	73-83	N	
1982-83	W	94-73	N	
2007-08	L	60-70	N	
2011-12	L	55-57	H	
Georgia				94-52
1921-22	W	20-17	A	
1923-24	W	37-20	N	
1929-30	W	29-26	N	
1932-33	W	33-23	A	
1933-34	W	51-17	H	
1934-35	L	21-26	A	
1935-36	W	41-28	H	
1936-37	L	19-29	A	
1937-38	W	39-26	H	
1938-39	L	26-31	A	
1939-40	W	33-21	H	
1939-40	L	28-30	N	
1940-41	W	42-37	H	
1941-42	W	33-29	A	
1942-43	W	47-25	H	
1944-45	W	54-28	H	
1944-45	L	45-53 ^{OT}	A	
1944-45	W	61-59 ^{OT}	A	
1945-46	L	37-59	A	
1945-46	W	45-27	A	
1946-47	W	48-27	H	
1946-47	W	53-45	A	
1947-48	L	44-47 ^{OT}	A	
1947-48	W	48-47	H	
1948-49	W	46-40	H	
1948-49	W	49-43	A	
1949-50	W	53-38	H	
1949-50	L	51-52 ^{OT}	N	
1950-51	W	60-39	H	
1950-51	W	56-53	A	

ALL-TIME SERIES HISTORIES

1951-52	L	51-56	A
1951-52	W	74-56	H
1952-53	W	85-75	A
1952-53	W	67-64	H
1953-54	W	76-70	A
1953-54	W	112-76	H
1954-55	W	101-74	H
1954-55	W	98-77	A
1955-56	W	99-75	A
1955-56	W	94-69	H
1956-57	W	89-73	H
1956-57	L	52-64	A
1957-58	W	72-58	A
1957-58	W	68-64	H
1958-59	L	79-80	N
1958-59	W	71-65	H
1959-60	L	58-70	N
1959-60	W	64-60 ^{OT}	H
1960-61	L	57-63	N
1960-61	W	55-51 ^{OT}	H
1961-62	W	67-55	N
1961-62	W	79-72	H
1962-63	W	72-68	N
1962-63	W	62-61	H
1962-63	W	61-59	A
1963-64	L	47-49	A
1963-64	W	72-70	H
1964-65	W	72-67 ^{2OT}	A
1965-66	W	68-60	H
1966-67	L	66-73	H
1966-67	L	60-68	A
1967-68	L	73-95	A
1967-68	L	81-95	H
1968-69	L	73-80	H
1968-69	L	78-87	A
1969-70	W	94-86	H
1969-70	L	57-78	A
1970-71	L	70-71	H
1970-71	L	76-84	A
1971-72	W	99-91	A
1971-72	W	101-73	H
1972-73	W	78-67	H
1972-73	W	78-70	A
1973-74	W	86-71	A
1973-74	W	99-74	H
1974-75	W	92-68	H
1974-75	W	73-64	A
1975-76	W	69-67 ^{OT}	A
1975-76	W	87-76	H
1976-77	W	78-74 ^{OT}	A
1976-77	W	78-68	H
1977-78	L	70-71 ^{OT}	A
1977-78	W	67-66	H
1978-79	W	83-71	A
1978-79	W	67-59	H
1979-80	L	65-68	H
1979-80	W	66-64 ^{OT}	A
1980-81	W	83-71	A
1980-81	W	91-74	H
1980-81	L	80-88	N
1981-82	W	81-66	H
1981-82	W	99-85	A
1981-82	W	85-74	N
1982-83	L	64-67	A
1982-83	W	73-71	H
1982-83	L	71-86	H
1983-84	W	65-60	H
1983-84	L	69-82	A
1984-85	W	87-74	H
1984-85	L	70-74	A
1984-85	W	74-53	N
1985-86	L	80-88	A
1985-86	W	57-54	H
1985-86	W	79-59	N
1986-87	W	71-70	A
1986-87	W	83-74 ^{OT}	H
1987-88	L	57-59	H
1987-88	L	54-67	A
1988-89	L	60-65	A

1988-89	W	80-62	H
1989-90	W	79-62	H
1989-90	L	64-75	A
1990-91	W	67-62	H
1990-91	L	68-73	A
1991-92	W	68-65	A
1992-93	L	70-73	H
1993-94	W	78-77	A
1994-95	L	58-72	H
1994-95	W	68-57	N
1995-96	L	55-68	A
1996-97	L	74-83	H
1997-98	L	71-78	A
1998-99	L	58-59	H
1998-99	W	65-58	N
1999-00	L	59-75	A
2000-01	W	76-68	H
2001-02	W	77-72	A
2002-03	L	74-69	H
2003-04	W	45-42	A
2004-05	W	75-47	H
2005-06	L	79-88	A
2006-07	W	78-76	H
2007-08	L	54-61	A
2008-09	W	75-70	H
2009-10	L	70-76	A
2010-11	W	65-57	H
2010-11	W	65-59	N
2011-12	W	74-59	A
2012-13	W	52-45	A
2012-13	W	61-58	H
2013-14	L	58-66	A
2014-15	L	65-66 ^{OT}	H
2015-16	L	63-70	A
2016-17	W	80-60	A
2016-17	L	55-60	H
2017-18	L	46-65	A

Georgia Southern		1-0	
1962-63	W	71-44	N

Georgia State		2-0	
2005-06	W	85-68	H
2013-14	W	75-58	H

Georgia Tech		41-28	
1920-21	L	22-31	N
1921-22	W	49-20	H
1921-22	L	29-36	A
1921-22	L	25-33	N
1922-23	L	35-39	A
1922-23	W	28-27	H
1923-24	W	33-28	A
1923-24	W	31-24	H
1924-25	L	27-30	N
1926-27	L	15-50	A
1927-28	W	30-21	A
1928-29	L	21-37	A
1929-30	W	36-28	H
1930-31	L	19-23	A
1931-32	W	34-19	N
1932-33	W	26-19	A
1933-34	W	63-18	H
1935-36	W	43-34	N
1937-38	L	24-36	A
1938-39	W	39-25	H
1939-40	W	42-34	A
1940-41	W	46-32	H
1940-41	W	39-33	N
1941-42	W	31-25	A
1941-42	W	37-32	N
1942-43	W	33-25	H
1944-45	W	31-26	H
1944-45	L	45-53	A
1945-46	W	44-37	H
1945-46	L	30-36	H
1946-47	W	42-38	A
1946-47	W	64-46	H

1946-47	L	40-43	N
1947-48	W	44-31	H
1947-48	L	34-46	N
1948-49	L	38-51	A
1949-50	W	73-39	H
1950-51	W	59-49	A
1951-52	W	66-60	H
1952-53	W	60-57	N
1952-53	L	67-69	A
1953-54	W	82-61	H
1954-55	W	76-72	A
1955-56	W	93-60	H
1956-57	L	67-92	A
1957-58	L	62-73	A
1957-58	W	74-72 ^{2OT}	H
1958-59	L	76-89	H
1958-59	L	53-66	A
1959-60	L	53-69	H
1959-60	L	48-60	H
1960-61	L	49-57	A
1961-62	W	76-70	H
1962-63	L	55-58	H
1962-63	L	58-74	A
1963-64	L	81-93	H
1971-72	W	90-85	A
1971-72	W	99-68	H
1972-73	W	74-73	H
1972-73	W	89-83	A
1973-74	W	88-64	A
1973-74	W	102-83	H
1974-75	W	91-76	H
1974-75	W	97-80	A
1979-80	L	59-83	N
1983-84	L	54-57	N
1997-98	L	62-60	N
2008-09	W	88-77	H
2011-12	W	73-48	A

Grambling		1-0	
2000-01	W	107-61	H

Hawai'i-Pacific		1-0	
1987-88	W	91-80	N

Holy Cross		1-1	
1953-54	L	68-70	N
1955-56	W	89-84	A

Houston		1-3	
1956-57	L	68-76	N
1974-75	W	105-88	N
1976-77	L	76-82	N
1979-80	L	75-83	N

Illinois		3-1	
1953-54	L	53-77	A
1985-86	W	58-56	N
1995-96	W	72-69	A
2014-15	W	79-58	H

Illinois State		0-1	
1983-84	L	48-49	N

Indiana		0-3	
1975-76	L	69-74	N
1977-78	L	57-66	N
2002-03	L	67-62	N

Iona		1-0	
1989-90	W	78-38	N

Iowa		1-1	
2006-07	W	72-60	N
2010-11	L	47-55	N

Iowa State		1-1	
2007-08	W	83-68	N
2014-15	L	74-84	N

Jackson State		3-0	
2005-06	W	101-66	H
2006-07	W	96-65	H
2009-10	W	86-69	H

Jacksonville		2-0	
1965-66	W	91-76	H
2011-12	W	72-55	H

Jacksonville State		12-1	
1950-51	W	86-32	H
1952-53	L	64-67	H
1953-54	W	82-62	H
1954-55	W	91-63	H
1955-56	W	95-55	H
1956-57	W	102-56	H
1957-58	W	86-31	H
1958-59	W	80-40	H
1966-67	W	99-78	H
1997-98	W	105-72	H
1998-99	W	87-44	H
2001-02	W	99-57	H
2015-16	W	67-59 ^{OT}	H

Kansas State		1-2	
1994-95	W	79-48	H
2009-10	L	74-87	N
2011-12	L	58-71	N

Kennesaw State		1-0	
2015-16	W	77-64	H

Kent State		1-1	
1984-85	W	65-64	H
2001-02	L	58-71	N

Kentucky		37-112	
1922-23	W	45-35	A
1924-25	W	24-15	H
1925-26	L	16-27	A
1928-29	W	27-26	A
1931-32	L	22-50	A
1932-33	L	31-35	N
1933-34	L	28-33	N
1933-34	L	21-26	A
1934-35	L	26-33	N
1934-35	L	16-25	A
1935-36	L	30-32	N
1935-36	L	34-40	A
1936-37	L	37-38	N
1936-37	W	34-31	A
1937-38	L	31-57	N
1937-38	L	21-28	A
1938-39	W	41-38	N
1938-39	L	27-45	A
1939-40	W	36-32	N
1939-40	L	18-46	H
1940-41	L	36-38	H
1940-41	L	38-46	A
1940-41	L	37-39	N
1941-42	W	41-35	H
1941-42	L	34-50	A
1941-42	L	34-36	N
1942-43	W	41-32	H
1942-43	L	41-67	A
1944-45	L	41-52	N
1945-46	L	30-59	N
1946-47	L	37-48	H
1946-47	L	33-63	A
1947-48	L	31-41	H
1947-48	L	33-63	A
1948-49	L	40-56	H
1948-49	L	32-74	A
1949-50	L	64-66	H
1949-50	L	57-77	A
1950-51	L	48-65	A
1951-52	L	67-71	H
1953-54	L	43-68	H

ALL-TIME SERIES HISTORIES

1954-55	L	52-66	A
1955-56	W	101-77	N
1956-57	L	60-97	A
1957-58	L	43-45 ^{OT}	N
1958-59	L	32-39	A
1959-60	L	55-75	N
1960-61	L	53-80	A
1961-62	L	65-73	H
1962-63	L	63-80	A
1963-64	W	65-59	H
1964-65	W	75-71	H
1964-65	L	72-78	A
1965-66	L	62-82	H
1965-66	L	67-90	A
1966-67	W	81-71	H
1966-67	L	78-110	A
1967-68	L	76-84	H
1967-68	L	83-96	A
1968-69	L	70-83 ^{OT}	H
1968-69	L	79-108	A
1969-70	L	71-86	A
1969-70	L	89-98	H
1970-71	L	73-86	H
1970-71	L	74-101	A
1971-72	L	74-77	A
1971-72	W	73-70	H
1972-73	L	93-95	H
1972-73	L	95-111	A
1973-74	W	81-77	H
1973-74	W	94-71	A
1974-75	L	69-74	A
1974-75	L	79-84	H
1975-76	W	76-63	H
1975-76	L	85-90	A
1976-77	L	85-87	H
1976-77	L	70-85	A
1977-78	W	78-62	H
1977-78	L	84-97	A
1978-79	W	55-52	H
1978-79	L	71-80	A
1978-79	L	100-101	N
1979-80	W	78-64	A
1979-80	L	63-72	H
1980-81	W	59-55	H
1980-81	L	62-77	A
1981-82	L	69-86	A
1981-82	L	62-72	H
1981-82	W	48-46	N
1982-83	W	74-67	H
1982-83	L	70-76	A
1982-83	W	69-64	N
1983-84	L	66-76	A
1983-84	W	69-62	H
1983-84	L	46-48	N
1984-85	W	60-58	H
1984-85	L	48-51	A
1985-86	L	52-76	A
1985-86	L	71-73	H
1985-86	L	72-83	N
1985-86	L	63-68	N
1986-87	W	69-55	A
1986-87	L	69-70	H
1987-88	L	55-63	H
1987-88	L	68-82	A
1988-89	W	76-64	H
1988-89	W	71-67	A
1989-90	L	65-82	A
1989-90	W	83-58	H
1990-91	W	88-83	H
1990-91	L	73-79	A
1991-92	L	83-107	A
1991-92	L	54-80	N
1992-93	L	59-73	H
1993-94	L	67-82	A
1994-95	L	52-72	H
1995-96	L	65-84	A
1996-97	L	61-75	H
1997-98	L	67-70	N
1997-98	L	71-82	N

1998-99	W	62-58	H
1999-00	L	54-66	A
2000-01	W	70-60	H
2001-02	W	64-61	A
2002-03	L	63-46	H
2003-04	L	55-66	A
2004-05	L	71-78	H
2005-06	W	68-64	A
2005-06	L	58-71	N
2006-07	W	72-61	H
2006-07	L	67-79	N
2007-08	L	52-62	A
2008-09	L	51-61	A
2009-10	L	55-66	A
2009-10	L	67-73	N
2010-11	W	68-66	H
2010-11	L	58-72	N
2011-12	L	71-77	A
2012-13	W	59-55	H
2013-14	L	48-55	A
2014-15	L	48-70	H
2014-15	L	55-70	A
2015-16	L	61-77	H
2015-16	L	53-78	A
2015-16	L	59-85	N
2016-17	L	58-67	H
2016-17	L	74-79	N
2017-18	L	71-81	A
2017-18	L	63-86	N
Lamar			1-1
1982-83	L	50-73	N
2012-13	W	75-47	H
LaSalle			4-2
1974-75	L	73-77	N
1975-76	W	78-57	H
1976-77	W	82-77	A
1979-80	L	80-82	H
1980-81	W	81-65	A
1999-00	W	85-70	H
Laurel (Miss.)			1-0
1928-29	W	39-31	A
Lipscomb			3-0
2006-07	W	80-58	H
2010-11	W	71-51	H
2017-18	W	86-64	H
Lorain (Ohio)			0-1
1924-25	L	21-31	A
Louisiana College			2-0
1955-56	W	105-71	H
1956-57	W	111-55	H
La.-Lafayette/S.W. La.			4-0
1958-59	W	75-58	H
1962-63	W	59-53	H
2008-09	W	61-44	H
2015-16	W	105-93	H
Louisiana-Monroe/N.E. La.			6-0
1986-87	W	82-56	A
1987-88	W	86-66	H
1988-89	W	80-65	H
1998-99	W	84-67	H
2006-07	W	75-61	H
2009-10	W	74-46	H
LSU			108-71
1915-16	W	44-26	A
1915-16	W	39-25	A
1915-16	L	18-25	H
1916-17	L	7-30	A
1916-17	L	9-38	H
1917-18	L	25-28	H

1919-20	L	11-30	H
1919-20	L	19-44	A
1923-24	W	44-8	H
1924-25	W	26-15	H
1925-26	L	20-28	H
1928-29	W	36-18	H
1928-29	W	37-28	H
1929-30	W	37-20	H
1929-30	W	32-28	H
1930-31	W	40-26	A
1930-31	W	37-28	A
1931-32	W	34-25	H
1931-32	W	37-25	H
1932-33	L	27-32	A
1932-33	W	40-36	H
1933-34	W	36-33	H
1933-34	W	37-29	H
1934-35	L	32-34	A
1934-35	L	39-41	A
1935-36	W	37-25	H
1935-36	W	43-34	H
1935-36	W	52-30	N
1936-37	L	33-43	A
1936-37	L	27-47	A
1937-38	W	41-33	H
1937-38	W	33-32	H
1938-39	W	39-30	H
1938-39	L	29-33	H
1939-40	L	28-33	H
1939-40	W	31-25	N
1940-41	L	28-37	A
1940-41	W	36-32 ^{OT}	H
1941-42	W	40-28	H
1941-42	W	45-31 ^{OT}	N
1942-43	L	29-32	H
1942-43	L	32-36	H
1942-43	L	41-46	N
1945-46	L	26-48	H
1945-46	L	30-44	A
1946-47	W	45-38	H
1946-47	L	43-54	A
1947-48	W	49-43	H
1947-48	W	37-32	A
1948-49	L	44-51	A
1948-49	W	56-45	H
1949-50	W	60-52	A
1950-51	L	58-64	N
1950-51	W	94-67	H
1951-52	L	61-68	A
1952-53	L	45-58	H
1953-54	L	61-79	A
1954-55	W	71-51	H
1955-56	W	77-59	A
1956-57	W	83-70	H
1957-58	W	60-50	N
1957-58	L	49-58	A
1958-59	W	89-84	H
1959-60	L	53-66	A
1960-61	W	68-60	H
1961-62	L	56-72	N
1961-62	L	60-69	A
1962-63	W	75-71	H
1963-64	W	72-70	A
1964-65	L	64-67	A
1964-65	W	90-78	H
1965-66	W	66-62	H
1965-66	W	81-73	A
1966-67	W	76-74 ^{OT}	H
1966-67	W	86-77	A
1967-68	L	70-81	A
1967-68	L	89-99	H
1968-69	W	85-83	H
1968-69	L	75-81	A
1969-70	L	83-90	A
1969-70	W	106-104	H
1970-71	W	101-87	H
1970-71	L	78-107	A
1971-72	W	101-80	A
1971-72	W	103-99 ^{4OT}	H

1972-73	W	77-66	H
1972-73	L	70-72	A
1973-74	W	80-79	A
1973-74	W	99-87	H
1974-75	W	93-67	H
1974-75	W	80-76	A
1975-76	W	113-75	H
1975-76	W	78-74	A
1976-77	W	80-77	H
1976-77	W	77-70 ^{OT}	A
1977-78	W	70-67	H
1977-78	L	85-103	A
1978-79	W	90-76	H
1978-79	L	66-86	A
1979-80	W	57-56	A
1979-80	L	66-68 ^{OT}	H
1979-80	L	66-73	N
1980-81	L	56-59	H
1980-81	L	57-70	A
1981-82	W	109-86	H
1981-82	L	68-73	A
1982-83	W	75-70	H
1982-83	W	71-67	A
1983-84	L	84-85	A
1983-84	W	51-49 ^{OT}	H
1983-84	W	72-70 ^{OT}	N
1984-85	L	61-63	A
1984-85	W	79-67	H
1985-86	W	83-67	H
1985-86	W	80-71	A
1986-87	W	69-65	H
1986-87	W	60-52	A
1986-87	W	69-62	N
1987-88	L	52-67	A
1987-88	W	72-59	H
1988-89	L	76-80	A
1988-89	W	87-72	H
1989-90	W	70-55	H
1989-90	L	69-75	A
1990-91	L	80-90	H
1990-91	L	81-88	A
1991-92	L	81-89	H
1991-92	L	65-73	A
1992-93	W	77-67	H
1992-93	L	68-76	A
1993-94	W	71-67	A
1993-94	W	75-66	H
1994-95	L	61-74	H
1994-95	W	74-66	A
1995-96	L	77-99	A
1995-96	W	76-73	H
1996-97	W	75-66	H
1996-97	W	78-72	A
1997-98	W	60-57	A
1997-98	W	69-60	H
1998-99	L	70-71	A
1998-99	W	72-71 ^{3OT}	H
1999-00	L	66-78	A
1999-00	L	60-93	H
2000-01	W	82-73	A
2000-01	W	76-66	H
2001-02	W	76-74	H
2001-02	W	57-48	A
2002-03	W	75-66	H
2002-03	L	66-62	A
2003-04	L	66-70	A
2003-04	L	54-60	H
2004-05	W	73-58	H
2004-05	L	59-61	A
2005-06	L	57-68	A
2005-06	W	67-62	H
2006-07	W	71-61	H
2006-07	W	73-70	A
2007-08	W	81-72	H
2007-08	L	74-80	A
2008-09	W	65-59	H
2008-09	L	62-76	A
2009-10	W	66-49	A
2009-10	W	57-38	H

RECORDS & HISTORY

RECORDS & HISTORY

ALL-TIME SERIES HISTORIES

2010-11	W	70-46	H
2010-11	W	67-56	A
2011-12	W	69-53	H
2011-12	L	58-67	A
2012-13	W	60-57	H
2012-13	L	94-97 ^{30T}	A
2013-14	W	82-80	H
2013-14	L	56-68	N
2014-15	L	60-71	A
2015-16	L	70-72	H
2015-16	W	76-69	A
2016-17	W	81-66	A
2016-17	W	90-72	H
2017-18	W	74-66	A
2017-18	W	80-65	H

Louisiana Tech			6-0
1957-58	W	63-42	N
1966-67	W	84-73	H
1982-83	W	88-73	H
2003-04	W	69-63	H
2005-06	W	73-63	H
2017-18	W	77-74	H

Louisville			3-6
1957-58	L	72-80	A
1958-59	L	43-62	A
1959-60	L	54-84	A
1960-61	L	53-90	A
1970-71	W	91-82	H
1971-72	L	70-89	A
1973-74	W	65-55	N
1999-00	L	72-87	A
2000-01	W	100-71	H

Loyola Marymount			0-1
1989-90	L	60-62	N

Loyola-New Orleans			3-1
1924-25	W	25-6	A
1936-37	W	51-28	H
1960-61	L	58-70	A
1961-62	W	58-57	H

Maine			2-0
1979-80	W	76-59	N
1981-82	W	77-61	N

Manhattan			1-0
1972-73	W	87-86	N

Marion Institute			1-0
1918	W	25-16	H

Marquette			2-0
1955-56	W	77-75	N
2005-06	W	90-85	N

Maryland			1-4
1924-25	L	21-27	N
1984-85	L	56-59	N
1985-86	L	58-60	A
2011-12	W	64-42	N
2012-13	L	57-58	H

Maryville			3-0
1913	W	45-12	H
1914	W	38-16	A
1924-25	W	31-22	A

Massachusetts			1-1
1965-66	W	79-73	N
2006-07	L	87-89 ^{OT}	A

McGowin-Lyons			2-0
1922-23	W	32-31	N
1922-23	W	48-27	N

McNeese State			3-0
1983-84	W	93-77	H
1998-99	W	71-60	H
2001-02	W	90-61	H

Memphis/Memphis State			3-5
1958-59	L	55-59	A
1959-60	L	37-63	A
1963-64	L	75-108	A
1964-65	L	73-83	A
1976-77	W	80-63	N
2001-02	W	81-70	N
2005-06	L	76-87	H
2017-18	W	82-70	N

Mercer			7-3
1922-23	L	23-28	N
1985-86	W	92-49	H
1993-94	W	88-63	H
1995-96	W	100-73	H
2003-04	W	101-44	H
2007-08	W	90-83	A
2008-09	L	69-72	H
2009-10	W	90-71	H
2012-13	L	59-66	H
2017-18	W	80-79	N

Miami (Fla.)			2-1
1968-69	W	85-83	H
2010-11	W	79-64	H
2014-15	L	66-73	A

Miami (Ohio)			2-0
1979-80	W	87-69	N
2005-06	W	64-58	H

Michigan			2-1
1977-78	W	78-63	N
1978-79	L	84-99	A
2009-10	W	68-66	N

Michigan State			1-1
1983-84	W	81-69	N
1998-99	L	58-75	N

Middle Tennessee			6-0
1975-76	W	76-62	H
1978-79	W	89-66	N
1982-83	W	103-58	H
1996-97	W	77-74	N
2002-03	W	80-65	H
2006-07	W	71-62	N

Millsaps			1-0
1938-39	W	48-35	H

Milwaukee			0-1
2004-05	L	73-83	N

Minnesota			4-1
1972-73	W	69-65	N
1996-97	W	70-67	H
1997-98	W	64-63	A
2004-05	W	78-72	N
2017-18	L	84-89	N

Ole Miss			120-58
1920-21	L	18-22	H
1920-21	W	21-17	H
1920-21	L	18-31	A
1920-21	L	13-28	A
1922-23	W	33-22	H
1922-23	L	17-28	A
1923-24	W	44-42	N
1925-26	L	22-32	H
1925-26	L	25-35	H
1926-27	L	21-29	A
1926-27	L	32-33	A

1928-29	W	39-24	H
1928-29	W	41-28	H
1929-30	W	31-21	A
1929-30	W	30-26	A
1930-31	W	27-25	H
1930-31	W	30-21	H
1931-32	W	23-21	A
1931-32	L	30-33	A
1932-33	W	35-26	H
1932-33	W	57-21	H
1933-34	W	50-25	A
1933-34	W	34-18	A
1934-35	W	38-26	H
1934-35	W	42-27	H
1935-36	L	34-42	A
1935-36	W	38-32	A
1936-37	W	38-34	H
1936-37	W	32-31	H
1936-37	W	35-34	N
1937-38	L	36-43	A
1937-38	L	38-50	A
1938-39	W	46-25	H
1938-39	W	30-21	H
1939-40	W	50-40	H
1939-40	W	28-25	A
1940-41	W	44-40	A
1940-41	W	46-21	H
1941-42	W	49-20	H
1941-42	W	44-24	A
1942-43	W	50-40	H
1942-43	L	29-44	A
1945-46	W	36-34	A
1945-46	W	61-45	H
1946-47	W	46-40	N
1946-47	W	83-30	H
1946-47	W	33-28	A
1947-48	W	37-36	H
1947-48	L	35-40	A
1948-49	L	37-42	A
1948-49	W	64-57	H
1949-50	W	56-38	H
1949-50	L	52-61	A
1950-51	L	61-67	H
1950-51	L	42-44	N
1951-52	W	80-79	A
1952-53	W	60-54	H
1953-54	W	72-68	N
1953-54	L	60-62	A
1954-55	W	70-59	H
1955-56	W	69-65	A
1956-57	W	93-84	H
1957-58	L	76-79	N
1957-58	W	70-44	N
1958-59	W	89-76	H
1959-60	L	77-86	A
1960-61	W	80-54	H
1961-62	W	68-62	A
1962-63	W	80-76	H
1963-64	W	83-77	A
1964-65	W	91-87	A
1964-65	W	107-72	H
1965-66	W	79-60	A
1965-66	W	99-66	H
1966-67	L	58-79	A
1966-67	W	83-73	H
1967-68	W	76-59	H
1967-68	L	69-77	A
1968-69	L	51-53 ^{OT}	A
1968-69	L	72-78	H
1969-70	W	95-87	H
1969-70	L	83-93	A
1970-71	W	101-91	A
1970-71	W	74-72	H
1971-72	W	93-88	H
1971-72	W	75-68	A
1972-73	L	62-66	A
1972-73	W	92-67	H
1973-74	W	88-71	H
1973-74	W	77-57	A

1974-75	W	74-71	A
1974-75	W	88-79	H
1975-76	W	64-41	H
1975-76	W	78-70	A
1976-77	W	101-88	H
1976-77	W	72-68	A
1977-78	W	65-62	N
1977-78	W	66-63	A
1978-79	W	83-73	H
1978-79	L	80-89	A
1979-80	W	78-56	H
1979-80	L	65-71	A
1980-81	W	74-48	A
1980-81	W	51-49	H
1981-82	W	75-64	H
1981-82	L	69-79	A
1982-83	L	63-64	H
1982-83	L	52-56	A
1983-84	W	69-56	A
1983-84	W	74-65	H
1984-85	W	54-47	H
1984-85	W	61-49	A
1985-86	W	69-62	A
1985-86	W	74-59	H
1986-87	W	71-62	A
1986-87	W	90-69	H
1987-88	W	73-66	H
1987-88	L	47-64	A
1987-88	L	59-64 ^{OT}	N
1988-89	W	79-67	H
1988-89	W	55-54	A
1988-89	W	64-56	N
1989-90	W	66-48	H
1989-90	W	74-54	A
1989-90	W	70-51	N
1990-91	W	76-73 ^{OT}	A
1990-91	W	79-74	H
1991-92	L	77-78	H
1991-92	W	84-83	A
1992-93	W	80-67	H
1992-93	L	82-83 ^{OT}	A
1993-94	L	54-70	A
1993-94	W	83-62	H
1994-95	W	74-60	A
1994-95	W	69-50	H
1995-96	L	63-70	A
1995-96	W	67-63	H
1996-97	W	59-46	A
1996-97	W	57-54	H
1997-98	L	63-74	H
1997-98	L	74-75	A
1998-99	L	60-78	A
1998-99	W	78-74	H
1999-00	W	96-67	H
1999-00	L	59-63	A
2000-01	W	82-63	H
2000-01	L	71-105	A
2001-02	W	79-59	H
2001-02	L	84-56	A
2002-03	L	76-57	A
2002-03	W	86-63	H
2003-04	L	60-71	A
2003-04	W	84-69	H
2004-05	W	66-58	A
2004-05	W	71-45	H
2004-05	W	69-52	N
2005-06	L	61-71	H
2005-06	W	64-50	A
2006-07	L	69-75	A
2006-07	W	69-58	H
2007-08	W	76-67	H
2007-08	L	88-91	A
2008-09	W	76-73	H
2008-09	W	90-69	A
2009-10	L	67-74	A
2009-10	L	73-76	H
2010-11	W	74-64	H
2010-11	L	63-68	A
2011-12	W	69-67 ^{20T}	H



Alabama has faced Mississippi State more than any other opponent in its history.

ALL-TIME SERIES HISTORIES

2011-12	L	51-60	A
2012-13	L	83-87	A
2013-14	W	67-64	H
2013-14	L	67-79	A
2014-15	L	74-82	H
2015-16	L	66-74	A
2015-16	W	81-73	N
2016-17	W	70-55	H
2017-18	L	66-78	A

Mississippi College		11-1	
1912-13	W	51-11	H
1912-13	W	33-19	H
1914-15	W	38-18	H
1914-15	W	39-13	H
1920-21	W	35-18	H
1920-21	W	33-17	H
1921-22	W	35-13	H
1922-23	W	30-21	H
1922-23	W	39-24	H
1924-25	L	17-25	H
1924-25	W	33-26	H
1956-57	W	86-53	H

Mississippi State		124-75	
1912-13	L	21-26	A
1912-13	L	16-21	A
1913-14	W	42-31	A
1913-14	W	42-26	A
1914-15	L	28-35	A
1914-15	L	21-33	A
1914-15	W	28-25	H
1914-15	W	31-21	H
1915-16	W	26-12	H
1915-16	W	32-22	H
1915-16	L	21-28	A
1915-16	L	23-37	A
1919-20	L	10-23	A
1920-21	L	18-25	A

1920-21	L	15-26	A
1920-21	L	16-23	H
1920-21	L	13-35	H
1921-22	W	43-10	H
1921-22	W	30-11	H
1922-23	L	31-47	A
1923-24	L	23-29	H
1923-24	W	45-28	A
1924-25	W	36-28	H
1924-25	W	33-26	A
1925-26	L	21-34	A
1925-26	L	27-28	H
1926-27	L	24-40	A
1926-27	W	22-11	H
1927-28	W	29-28	H
1927-28	L	21-26	A
1928-29	W	30-28	H
1928-29	L	21-22	A
1929-30	W	26-22	H
1931-32	W	26-25	A
1931-32	W	30-23	H
1932-33	W	38-36	A
1932-33	W	41-16	H
1932-33	L	25-30	N
1933-34	W	37-24	A
1933-34	W	29-28	H
1933-34	W	37-25	N
1934-35	W	30-22	H
1934-35	L	41-45	A
1935-36	L	20-33	A
1935-36	W	54-19	H
1936-37	W	32-20	A
1936-37	W	38-25	H
1937-38	W	37-35	H
1937-38	L	37-44	A
1938-39	W	38-26	A
1938-39	W	49-36	H
1939-40	W	34-26	H
1939-40	W	34-33	A

1940-41	L	20-31	A
1940-41	W	32-28	A
1941-42	W	37-27	H
1941-42	L	32-33	A
1942-43	L	41-49	A
1942-43	W	47-37	H
1944-45	W	55-36	H
1944-45	W	57-38	A
1945-46	W	34-29	A
1945-46	W	48-40	H
1946-47	W	56-42	H
1946-47	L	34-37	H
1947-48	L	31-32	H
1947-48	W	55-47	H
1948-49	W	50-45	H
1948-49	W	43-31	A
1949-50	L	44-47	A
1949-50	W	58-38	H
1950-51	W	75-69	H
1951-52	W	63-61	A
1952-53	W	70-58	H
1953-54	W	69-52	A
1954-55	W	99-73	H
1955-56	W	87-75	A
1956-57	W	83-78	H
1957-58	L	42-46	A
1958-59	L	64-81	H
1959-60	L	56-85	A
1960-61	L	63-80	H
1961-62	L	48-67	A
1962-63	W	77-72 ^{OT}	H
1963-64	L	56-69	A
1964-65	L	68-96	A
1964-65	W	95-83	H
1965-66	W	71-63	A
1965-66	W	77-76 ^{OT}	H
1966-67	L	59-63	A
1966-67	W	91-74	H
1967-68	W	80-69	H

1967-68	L	69-72	A
1968-69	L	67-68 ^{OT}	A
1968-69	L	60-67	H
1969-70	W	95-75	H
1969-70	L	77-87	A
1970-71	L	67-71 ^{OT}	A
1970-71	W	79-78 ^{3OT}	H
1971-72	W	77-71	H
1971-72	L	91-97 ^{OT}	A
1972-73	W	96-86	H
1972-73	W	92-87	A
1973-74	W	85-68	H
1973-74	W	76-74	A
1974-75	W	86-71	A
1974-75	W	83-68	H
1975-76	W	92-81	H
1975-76	W	65-61	A
1976-77	W	65-63	A
1976-77	W	73-69	H
1977-78	W	76-59	H
1977-78	L	60-69	A
1978-79	W	87-65	H
1978-79	W	68-67	A
1979-80	L	66-80	A
1979-80	W	80-68	H
1979-80	W	76-75	N
1980-81	W	80-69	A
1980-81	W	91-79	H
1981-82	W	71-53	A
1981-82	W	66-63	H
1982-83	L	69-78	A
1982-83	W	83-58	H
1982-83	W	51-50	N
1983-84	W	74-57	H
1983-84	L	70-74	A
1984-85	L	67-71	H
1984-85	L	46-48	A
1984-85	W	42-31	N
1985-86	W	71-62 ^{OT}	A

RECORDS & HISTORY

ALL-TIME SERIES HISTORIES

1985-86	W	72-54	H
1985-86	W	77-65	N
1986-87	W	64-49	H
1986-87	W	76-55	A
1987-88	L	56-59	A
1987-88	W	61-48	H
1988-89	W	97-80	H
1988-89	L	57-61 ^{OT}	A
1989-90	W	62-57	A
1989-90	L	74-86	H
1989-90	W	59-44	N
1990-91	L	59-68	A
1990-91	W	97-72	H
1991-92	W	78-64	A
1991-92	W	79-69	H
1992-93	L	53-63	A
1992-93	W	92-80	H
1993-94	W	70-69	H
1993-94	W	60-49	A
1994-95	W	68-64	H
1994-95	L	67-71	A
1995-96	W	56-55	A
1995-96	L	65-73	H
1996-97	L	51-64	A
1996-97	W	78-49	H
1997-98	L	52-56	H
1997-98	W	85-70	A
1998-99	L	50-55	H
1998-99	L	50-79	A
1999-00	W	77-74 ^{OT}	H
1999-00	L	70-92	A
2000-01	W	72-59	H
2000-01	L	70-84	A
2001-02	W	85-73	H
2001-02	L	76-62	A
2001-02	L	61-58	N
2002-03	W	68-62 ^{OT}	H
2002-03	L	59-55	A
2003-04	W	77-73	A
2003-04	L	81-82 ^{OT}	H
2004-05	W	98-49	H
2004-05	W	68-63	A
2005-06	W	65-59	H
2005-06	L	58-71	A
2006-07	W	80-79	H
2006-07	L	67-91	A
2007-08	L	56-66	H
2007-08	L	66-73	A
2007-08	L	67-69 ^{OT}	N
2008-09	L	74-83	A
2008-09	W	87-85 ^{OT}	H
2009-10	W	62-57	H
2009-10	L	66-74	A
2010-11	W	75-57	A
2010-11	W	75-61	H
2011-12	L	52-56	A
2011-12	W	67-50	H
2012-13	W	75-43	A
2012-13	W	64-56	H
2013-14	W	80-61	H
2014-15	W	55-51	A
2015-16	W	82-80 ^{OT}	A
2015-16	L	61-67	H
2016-17	W	68-58	A
2016-17	W	71-62	H
2016-17	W	75-55	N
2017-18	W	68-62	H
2017-18	L	63-67	A

Mississippi Valley State	2-0
1987-88	W 64-46 H
2001-02	W 107-67 H

Missouri	9-4
1977-78	W 75-71 N
1978-79	W 65-58 A
1986-87	W 91-82 N
1995-96	W 72-49 H
2001-02	L 68-75 N

2012-13	L	68-84	A
2013-14	L	47-68	A
2013-14	W	80-73	H
2014-15	W	62-49	H
2015-16	W	80-71	H
2016-17	W	68-56	H
2016-17	W	57-54	A
2017-18	L	60-69	H

Missouri State	1-0
2007-08	W 81-73 N

Montana State	0-1
1987-88	L 69-77 H

Morehead State	2-1
1957-58	L 91-98 N
1976-77	W 114-68 H
2002-03	W 82-64 H

Murray State	3-1
1957-58	W 68-61 H
1979-80	L 62-70 N
1985-86	W 99-65 H
1990-91	W 89-79 H

Nebraska	2-0
1954-55	W 88-76 H
1985-86	W 78-61 N

New Hampshire	1-0
1981-82	W 99-65 H

New Mexico	1-0
2010-11	W 74-67 H

New Mexico State	1-1
1987-88	W 85-84 N
1994-95	L 69-86 A

New Orleans	2-0
1984-85	W 73-55 N
1986-87	W# 101-76 N
2004-05	W 68-57 H

Nicholls State	1-0
2007-08	W 81-53 H

Norfolk State	1-0
2015-16	W 68-49 H

North Alabama/Florence State	3-0
1949-50	W 87-57 H
1950-51	W 75-57 H
1951-52	W 93-47 H

North Carolina	4-7
1921-22	L 11-20 N
1923-24	L 18-25 N
1954-55	W 77-55 H
1955-56	L 77-99 A
1964-65	W 66-61 N
1972-73	L 69-88 N
1975-76	W 79-64 N
1981-82	L 69-74 N
1989-90	W 101-93 H
1990-91	L 79-95 A
1991-92	L 55-64 N

North Carolina A&T	0-0
1986-87	W# 88-71 H

North Carolina-Greensboro	1-0
2002-03	W 89-61 H

North Carolina State	4-3
1930-31	W 23-17 H
1930-31	W 22-15 H

1969-70	L	51-75	N
1984-85	L	55-61	N
1991-92	W	77-66	N
2005-06	L	64-68	H
2006-07	W	82-75	A

North Carolina-Wilmington	2-0
1995-96	W 58-51 N
1999-00	W 62-45 N

North Florida	4-0
2009-10	W 73-51 H
2011-12	W 64-44 H
2013-14	W 76-48 H
2014-15	W 76-61 H

North Texas	5-0
1995-96	W 74-72 A
1996-97	W 77-55 H
1997-98	W 81-61 H
2000-01	W 94-55 N
2004-05	W 85-71 H

Northeastern	2-0
1979-80	W 88-73 H
2012-13	W 62-43 H

Northeastern Illinois	2-0
1991-92	W 82-56 H
1996-97	W 93-50 H

Northern Iowa	2-1
1980-81	W 93-66 H
1999-00	L 73-74 N
2000-01	W 64-56 N

Northwestern	0-1
1930-31	L 10-32 A

Northwestern (La.) State	2-0
1985-86	W 82-77 H
1993-94	W 85-84 H

Notre Dame	2-3
1955-56	L 80-86 N
2001-02	W 79-76 N
2005-06	L 71-78 H
2006-07	L 85-99 A
2015-16	W 74-73 N

Oakland	2-0
2011-12	W 74-57 H
2012-13	W 65-45 H

Oglethorpe	1-0
1935-36	W 54-25 H

Ohio State	3-3
1969-70	L 68-96 H
1970-71	L 58-74 A
1978-79	W 96-86 N
1998-99	L 70-78 A
2000-01	W 85-67 H
2002-03	W 54-48 N

Ohio Wesleyan	0-1
1925-26	L 30-37 A

Oklahoma	3-5
1970-71	L 70-79 H
1971-72	L 73-79 A
1997-98	L 61-79 N
2002-03	W 68-62 N
2005-06	L 56-68 A
2006-07	W 70-55 H
2013-14	L 73-82 N
2017-18	W 80-73 H

Oklahoma City College	2-0
1950-51	W 49-46 N
1959-60	W 54-52 H

Oklahoma State	4-3
1948-49	L 31-44 N
1973-74	W 96-73 H
1974-75	W 74-67 A
1976-77	W 70-61 N
1994-95	L 52-66 N
2010-11	L 60-68 N
2011-12	W 69-52 N

Old Dominion	2-1
1980-81	W 71-63 N
1991-92	W 105-67 H
1992-93	L 91-93 A

Oral Roberts	0-1
1988-89	L 86-91 N

Oregon	1-3
2003-04	W 87-86 N
2008-09	L 69-92 N
2015-16	L 68-72 H
2016-17	L 56-65 A

Oregon State	2-0
1998-99	W 59-49 N
2013-14	W 65-62 N

Owenton	1-0
1912-13	W 34-17 H

Pennsylvania	2-0
1986-87	W 110-68 N
1994-95	W 91-85 ^{OT} N

Penn State	3-1
1965-66	L 66-68 N
1979-80	W 53-49 N
1981-82	W 88-64 N
1982-83	W 75-67 ^{3OT} A

Pepperdine	1-0
2010-11	W 83-60 H

Pittsburgh	2-2
1947-48	W 39-29 N
1975-76	W 62-53 N
1987-88	L 51-87 N
2003-04	L 62-71 N

Princeton	2-1
1975-76	L 59-61 N
1977-78	W 61-60 N
1977-78	W 68-65 N

Providence	4-2
1975-76	W 71-67 N
1986-87	L# 82-103 N
1993-94	W 76-70 N
2002-03	W 69-61 H
2003-04	L 71-76 A
2009-10	W 84-75 H
2010-11	L 70-82 A

Purdue	3-5
1976-77	W 97-80 N
1977-78	L 65-82 A
1978-79	L 68-87 N
1993-94	L 73-83 N
2000-01	W 85-77 ^{2OT} A
2009-10	L 65-73 H
2010-11	L 47-66 A
2011-12	W 65-56 N

ALL-TIME SERIES HISTORIES

Quincy	1-0
2008-09 W 86-58 H	
Rhode Island	2-0
1992-93 W 79-78 N	
2017-18 W 68-64 H	
Rice	2-0
1947-48 W 52-45 N	
1965-66 W 84-80 H	
Richmond	3-1
1962-63 W 72-56 H	
1964-65 W 80-70 A	
1988-89 W 54-49 A	
2016-17 L 64-71 H	
Rider	2-0
1983-84 W 70-50 H	
1985-86 W 91-63 H	
Robert Morris	1-0
2013-14 W 64-56 H	
Rollins	1-0
1971-72 W 95-81 H	
Rutgers	1-0
1969-70 W 80-69 N	
Saint Louis	1-0
2016-17 W 62-57 N	
Samford/Howard	29-3
1916-17 W 26-9 H	
1918-19 L 5-17 H	
1918-19 L 16-18 A	
1919-20 W 29-17 H	
1919-20 W 26-23 A	
1920-21 W 22-12 H	
1920-21 W 35-9 H	
1921-22 W 37-28 H	
1921-22 W 26-13 H	
1929-30 W 37-12 H	
1931-32 W 39-22 H	
1934-35 W 47-23 H	
1935-36 W 34-23 H	
1936-37 W 26-23 H	
1938-39 W 40-32 H	
1939-40 W 39-32 H	
1947-48 W 39-28 H	
1948-49 W 38-37 A	
1952-53 W 81-79 H	
1956-57 W 109-88 H	
1957-58 W 105-44 H	
1961-62 W 54-38 H	
1963-64 W 99-78 H	
1963-64 W 75-67 A	
1964-65 W 114-57 H	
1965-66 W 89-65 H	
1966-67 W 102-89 A	
1967-68 W 86-65 H	
1968-69 W 87-64 N	
1999-00 L 67-79 H	
2001-02 W 83-51 H	
2009-10 W 60-45 H	
Sam Houston State	1-0
1997-98 W 77-58 N	
San Jose State	0-1
1996-97 L 59-60 ^{OT} A	
Santa Clara	2-1
1989-90 W 64-48 A	
1992-93 W 63-56 N	
1996-97 L 62-77 N	

Selma	1-0
1922-23 W 65-12 H	
Seton Hall	2-1
1975-76 W 100-64 N	
2000-01 W 85-79 H	
2010-11 L 78-83 N	
Sewanee	11-0
1925-26 W 33-24 H	
1926-27 W 27-9 H	
1928-29 W 46-22 A	
1929-30 W 40-17 H	
1930-31 W 31-25 A	
1931-32 W 43-15 H	
1932-33 W 40-22 A	
1932-33 W 41-28 N	
1938-39 W 38-21 H	
1951-52 W 83-40 H	
1970-71 W 97-56 H	
South Alabama	2-1
1988-89 L 84-86 N	
1998-99 W 59-45 N	
2010-11 W 72-50 H	
South Carolina	29-16
1922-23 W 49-24 N	
1930-31 W 45-11 H	
1973-74 W 77-75 N	
1976-77 W 90-66 H	
1976-77 W 67-62 N	
1977-78 W 92-67 A	
1986-87 W 73-63 H	
1987-88 L 67-73 A	
1991-92 W 83-81 ^{OT} A	
1992-93 W 97-80 H	
1992-93 W 87-79 N	
1993-94 L 66-82 A	
1994-95 W 91-59 H	
1995-96 L 67-90 A	
1995-96 W 68-67 A	
1996-97 L 60-62 H	
1996-97 L 61-72 N	
1997-98 L 74-63 A	
1998-99 W 78-70 H	
1999-00 L 61-82 A	
1999-00 L 59-69 N	
2000-01 W 60-55 H	
2001-02 W 52-51 A	
2001-02 W 65-57 N	
2002-03 W 82-59 H	
2003-04 L 82-90 ^{OT} A	
2004-05 W 87-68 H	
2005-06 L 56-67 A	
2006-07 W 64-61 H	
2007-08 L 65-67 A	
2008-09 L 73-75 H	
2009-10 W 79-70 A	
2009-10 W 68-63 N	
2010-11 W 57-47 H	
2011-12 L 54-56 A	
2011-12 W 63-57 N	
2012-13 W 68-58 H	
2013-14 L 66-67 A	
2014-15 L 66-68 A	
2014-15 W 59-51 H	
2015-16 W 73-50 H	
2015-16 L 64-78 A	
2016-17 W 90-86 ^{4OT} A	
2016-17 W 64-53 N	
2017-18 W 76-62 H	
USC Upstate	1-0
2016-17 W 78-61 H	
South Dakota State	1-0
2012-13 W 70-67 H	

South Florida	2-1
1971-72 W 123-97 N	
2013-14 L 64-66 A	
2014-15 W 82-71 H	
Southeastern Louisiana	4-0
2000-01 W 92-63 H	
2003-04 W 83-76 H	
2007-08 W 63-61 ^{OT} H	
2010-11 W 59-38 H	
Southern University	7-0
1912-13 W 46-17 A	
1914-15 W 54-10 H	
1914-15 W 43-22 H	
1915-16 W 40-23 H	
1915-16 W 42-33 N	
1916-17 W 22-9 H	
1988-89 W 102-87 H	
Southern California	3-1
1970-71 L 75-122 A	
1972-73 W 76-66 H	
1982-83 W 74-61 N	
1987-88 W 78-69 N	
Southern Illinois	2-0
1995-96 W 79-58 N	
2003-04 W 65-64 N	
SMU	3-3
1948-49 W 42-39 N	
1950-51 L 46-60 N	
1960-61 L 57-84 A	
1961-62 L 66-71 H	
1981-82 W 69-62 A	
1982-83 W 74-56 H	
Southern Miss	22-5
1950-51 W 63-57 H	
1952-53 L 67-75 H	
1956-57 W 81-63 N	
1959-60 W 82-72 H	
1960-61 L 64-71 H	
1962-63 W 71-52 H	
1963-64 W 80-74 H	
1964-65 W 102-73 ^{OT} H	
1965-66 W 76-67 H	
1965-66 W 93-79 A	
1966-67 L 65-77 A	
1966-67 W 103-89 H	
1967-68 W 90-83 H	
1969-70 W 104-74 H	
1971-72 W 108-80 N	
1975-76 W 91-67 H	
1988-89 W 63-58 N	
1990-91 L 82-84 H	
1991-92 W 87-64 A	
1992-93 W 86-76 H	
1993-94 L 62-79 A	
1994-95 W 65-60 H	
1995-96 W 83-69 A	
2006-07 W 77-64 N	
2007-08 W 79-77 H	
2014-15 W 81-67 H	
2015-16 W 58-55 A	
Spring Hill	9-0
1920-21 W 26-25 H	
1922-23 W 23-16 H	
1941-42 W 38-14 H	
1947-48 W 65-41 H	
1958-59 W 64-47 H	
1959-60 W 84-55 H	
1961-62 W 84-67 H	
1963-64 W 76-55 H	
2005-06 W 85-64 N	

Stanford	3-0
1991-92 W 80-75 N	
2003-04 W 70-67 N	
2012-13 W 66-54 H	
Stetson	2-0
1965-66 W 75-50 H	
2016-17 W 83-60 H	
Stillman	2-0
2013-14 W 102-65 H	
2014-15 W 69-49 H	
St. Bonaventure	2-0
1978-79 W 98-89 N	
2002-03 W 77-68 H	
St. John's	2-2
1955-56 L 79-87 A	
1973-74 L 67-72 N	
1980-81 W 73-69 N	
1981-82 W 69-68 N	
St. Joseph's	1-1
1995-96 L 69-74 ^{OT} N	
2008-09 W 58-48 N	
St. Louis	0-4
1953-54 L 68-82 A	
1954-55 L 45-50 A	
1979-80 L 75-83 N	
1999-00 L 70-78 A	
St. Peter's	0-2
1995-96 L 49-59 N	
2010-11 L 49-50 N	
Syracuse	1-2
1995-96 L 68-81 A	
1996-97 L 66-70 H	
2003-04 W 80-71 N	
Temple	2-1
2001-02 W 70-67 N	
2004-05 W 75-71 H	
2005-06 L 58-68 A	
Tennessee	79-68
1913-14 L 13-49 A	
1913-14 L 21-22 A	
1921-22 W 28-25 N	
1924-25 W 26-14 A	
1926 W 42-21 A	
1927-28 W 45-22 A	
1928-29 L 23-30 A	
1929-30 W 29-14 H	
1929-30 W 32-22 N	
1930-31 L 24-26 A	
1930-31 L 20-26 N	
1931-32 W 24-19 H	
1931-32 W 25-21 H	
1932-33 W 43-15 H	
1932-33 L 23-26 A	
1933-34 W 44-31 H	
1933-34 W 54-26 A	
1933-34 W 29-26 N	
1934-35 W 45-29 H	
1934-35 W 30-28 A	
1935-36 L 34-39 H	
1935-36 L 20-28 A	
1935-36 L 25-29 N	
1936-37 L 31-36 ^{2OT} H	
1936-37 L 23-26 A	
1936-37 L 25-42 N	
1937-38 L 17-27 H	
1937-38 L 22-36 A	
1938-39 W 39-37 H	
1938-39 W 42-37 ^{OT} A	

RECORDS & HISTORY

ALL-TIME SERIES HISTORIES

1939-40	L	23-26	H
1939-40	W	26-23	A
1940-41	W	27-22	H
1940-41	L	23-34	A
1941-42	L	15-37	H
1941-42	L	29-36	A
1941-42	W	21-18	N
1942-43	L	27-37	H
1942-43	L	33-36	A
1944-45	L	14-23	H
1944-45	L	27-38	A
1945-46	W	35-24	N
1947-48	L	35-47	A
1950-51	W	56-55	A
1951-52	W	88-75	H
1951-52	L	60-61	N
1952-53	L	67-76	A
1953-54	W	70-59	H
1954-55	W	88-81	A
1955-56	W	95-81	H
1956-57	L	89-79	A
1957-58	W	70-37	H
1958-59	L	68-93	A
1959-60	W	42-40	H
1960-61	L	62-77	A
1961-62	W	71-70	H
1962-63	L	60-73	A
1963-64	W	67-64	H
1964-65	W	63-58	H
1965-66	L	56-91	A
1966-67	L	52-77	A
1966-67	W	53-52	H
1967-68	L	63-82	H
1967-68	L	56-75	A
1968-69	L	43-70	H
1968-69	L	52-86	A
1969-70	L	67-103	A
1969-70	L	70-77	H
1970-71	L	62-79	H
1970-71	L	77-89	A
1971-72	L	77-79	A
1971-72	W	72-67 ^{OT}	H
1972-73	W	72-56	H
1972-73	L	71-72	A
1973-74	W	79-73	A
1973-74	W	73-54	H
1974-75	W	82-78	H
1974-75	W	71-65	A
1975-76	L	74-80	A
1975-76	W	93-90 ^{ZOT}	H
1976-77	L	93-102	A
1976-77	L	89-92	H
1977-78	L	78-87	A
1977-78	W	93-89	H
1978-79	L	77-85	A
1978-79	L	77-83	H
1979-80	L	78-79 ^{ZOT}	A
1979-80	W	72-59	H
1980-81	L	69-70 ^{OT}	H
1980-81	L	58-62	A
1981-82	L	67-88	A
1981-82	W	77-72 ^{OT}	H
1981-82	W	56-50	N
1982-83	L	64-73	A
1982-83	W	90-78	H
1983-84	W	82-72	H
1983-84	W	72-66	A
1984-85	L	67-79	A
1984-85	W	80-59	H
1985-86	W	92-79	H
1985-86	W	80-64	A
1986-87	W	82-71	A
1986-87	W	93-71	H
1986-87	W	68-60	N
1987-88	W	82-69	H
1987-88	L	58-81	A
1988-89	W	87-85 ^{OT}	H
1988-89	L	69-84	A
1989-90	L	70-78	A

1989-90	W	87-73	H
1990-91	W	83-74	A
1990-91	W	96-88	H
1990-91	W	88-69	N
1991-92	W	85-68	H
1992-93	W	85-81	A
1993-94	W	84-70	H
1994-95	W	69-46	A
1994-95	W	55-43	N
1995-96	W	62-53	H
1995-96	L	65-77	N
1996-97	L	61-65	A
1997-98	L	84-70	H
1998-99	L	100-64	A
1999-00	W	80-75	H
2000-01	L	69-86	A
2001-02	W	95-82	H
2001-02	W	91-72	N
2002-03	W	76-71	A
2003-04	W	83-70	H
2003-04	W	84-49	N
2004-05	W	72-54	A
2005-06	W	92-79	H
2006-07	L	66-69 ^{OT}	A
2007-08	L	86-93	H
2008-09	W	70-67	A
2008-09	L	62-86	N
2009-10	L	56-63	H
2010-11	W	65-60 ^{OT}	A
2011-12	W	62-50	H
2012-13	W	68-65	H
2012-13	L	53-54	A
2012-13	W	58-48	N
2013-14	L	59-76	H
2014-15	W	56-38	A
2015-16	W	63-57	H
2016-17	L	54-59	A
2017-18	W	78-50	H
Tennessee-Martin 3-0			
1981-82	W	94-64	H
1983-84	W	96-71	H
1993-94	W	104-68	H
Tennessee State 6-0			
1992-93	W	95-80	H
1993-94	W	66-62	H
2004-05	W	87-79	H
2006-07	W	78-60	H
2008-09	W	75-66	H
2009-10	W	77-65	H
Tennessee Tech 6-0			
1977-78	W	94-66	H
1991-92	W	105-85	H
1995-96	W	90-78	H
1998-99	W	79-53	H
1999-00	W	91-72	H
2014-15	W	65-53	H
Texas 4-9			
1947-48	L	31-40	N
1948-49	L	39-60	N
1949-50	L	41-48	N
1950-51	W	54-41	N
1953-54	L	52-72	N
1954-55	W	89-54	N
1960-61	L	78-79	N
1968-69	W	88-62	H
1969-70	L	63-90	A
1970-71	W	90-78	H
1971-72	L	83-85	A
2016-17	L	68-77	A
2017-18	L	50-66	H
Texas A&M 12-6			
1958-59	W	66-62	N
1966-67	W	89-68	N

1978-79	W	72-68	N
1991-92	W	74-61	A
1992-93	W	64-58	H
1997-98	W	81-64	H
1998-99	L	58-65	A
2007-08	L	63-76	A
2008-09	L	78-86 ^{OT}	H
2012-13	W	50-49	H
2013-14	L	48-63	A
2014-15	W	65-44	H
2014-15	W	61-60	A
2015-16	W	63-62	H
2016-17	L	53-56	A
2017-18	W	79-57	H
2017-18	L	66-68	A
2017-18	W	71-70	N
Texas A&M-Corpus Christi 1-0			
2004-05	W	76-54	H
Texas-Arlington 2-0			
1970-71	W	102-85	N
2017-18	W	77-76	H
TCU 4-3			
1953-54	W	68-58	N
1954-55	L	62-77	N
1955-56	W	85-46	N
1963-64	L	64-70	N
1966-67	W	81-71	N
1970-71	L	74-88	A
1994-95	W	83-64	N
UTEP 0-1			
1985-86	L	62-74	N
Texas Pan American 1-0			
2007-08	W	75-65	H
Texas Southern 2-0			
1982-83	W	88-58	H
2006-07	W	74-44	H
Texas Tech 7-1			
1962-63	W	62-57	H
1963-64	L	74-92	A
1980-81	W	66-64	N
1981-82	W	95-93	A
1982-83	W	74-53	N
1983-84	W	76-56	N
2012-13	W	66-62	A
2013-14	W	76-64	H
Toledo 3-0			
2000-01	W	79-69	H
2009-10	W	67-50	A
2010-11	W	83-41	H
Towson 2-0			
1990-91	W	71-52	N
2014-15	W	82-54	H
Trinity College (N.C.) 3-0			
1921-22	W	28-16	H
1923-24	W	45-25	H
1972-73	W	104-63	H
Troy 3-0			
2000-01	W	92-64	H
2007-08	W	84-72	H
2010-11	W	79-60	H
Tulane 52-32			
1915-16	W	34-33	A
1916-17	L	21-42	A
1916-17	L	20-41	A
1917-18	L	9-31	H
1919-20	W	17-11	H

1919-20	L	22-27	A
1920-21	L	22-42	H
1920-21	W	27-23	H
1921-22	W	26-20	H
1921-22	W	25-22	H
1924-25	L	29-41	A
1924-25	L	21-30	A
1925-26	W	26-20	H
1925-26	W	27-20	H
1926-27	W	33-25	A
1927-28	L	36-37	H
1928-29	W	25-22	A
1928-29	L	23-25	A
1929-30	W	34-16	H
1929-30	W	24-15	H
1930-31	W	45-29	A
1930-31	W	50-25	A
1931-32	W	15-10	H
1931-32	W	38-16	H
1932-33	W	28-26	A
1932-33	W	55-23	A
1933-34	W	48-23	H
1933-34	W	53-18	H
1934-35	W	24-12	A
1934-35	W	31-26	A
1935-36	W	26-20	H
1935-36	W	34-25	H
1936-37	L	22-33	A
1936-37	W	28-27	A
1937-38	L	19-24	A
1937-38	L	21-45	A
1938-39	W	41-32	H
1938-39	W	38-31	H
1939-40	W	42-28	H
1939-40	W	46-29	H
1940-41	W	25-24	A
1940-41	L	28-32	A
1941-42	W	42-33	H
1941-42	W	36-27	H
1942-43	L	32-41	A
1942-43	W	48-30	H
1944-45	W	51-31	N
1945-46	W	39-28	H
1945-46	W	46-43	A
1946-47	W	41-39	H
1946-47	L	49-59	A
1947-48	W	50-49	H
1947-48	L	29-37	A
1948-49	L	46-51	A
1948-49	L	40-56	H
1948-49	L	42-64	N
1949-50	W	47-51	A
1950-51	W	66-57	H
1951-52	L	48-51 ^{OT}	A
1951-52	L	67-73	N
1952-53	L	63-69	H
1953-54	L	50-54	A
1954-55	W	90-59	H
1955-56	W	79-60	A
1956-57	W	72-53	H
1957-58	W	73-64	A
1958-59	W	74-72	H
1959-60	L	61-64	A
1960-61	L	69-71 ^{ZOT}	H
1961-62	L	75-78	A
1962-63	W	83-79	H
1963-64	W	86-73	A
1964-65	W	83-68	A
1964-65	W	108-81	H
1965-66	W	77-67	H
1965-66	L	72-73	A
1967-68	W	90-83	N
1969-70	L	63-75 ^{OT}	H
1994-95	L	68-72	N
1995-96	W	80-79	H
1995-96	L	76-87	N
1997-98	L	76-71 ^{OT}	N
1998-99	W	53-52	A
2012-13	L	50-53	H

ALL-TIME SERIES HISTORIES

Tulsa	0-2		
1951-52	L	52-62	N
2000-01	L	60-79	N
UCLA	2-3		
1982-83	W	70-67	A
2001-02	L	57-79	N
2005-06	L	59-62	N
2013-14	L	67-75	A
2014-15	W	56-50	H
Utah	3-1		
1984-85	W	73-57	A
1985-86	W	89-69	H
2001-02	W	76-61	H
2002-03	L	49-51	A
Valparaiso	1-1		
1955-56	W	82-56	N
2016-17	L	60-68	N
Vanderbilt	69-69		
1923-24	W	26-25 ^{OT}	A
1924-25	W	29-24	H
1924-26	W	23-19	A
1929-30	W	36-18	A
1930-31	W	36-29	H
1931-32	L	32-39	A
1932-33	W	37-22	H
1933-34	W	38-32	A
1934-35	L	33-44	H
1935-36	W	32-30	A
1935-36	W	33-28	H
1936-37	L	19-23	A
1936-37	W	29-19	H
1937-38	L	36-39	H
1937-38	L	26-46	A
1937-38	L	26-50	N
1938-39	L	34-36	H
1938-39	W	30-24	A
1938-39	L	35-41	N
1939-40	W	43-32	H
1939-40	W	32-29	A
1940-41	W	48-24	H
1940-41	W	40-28	A
1941-42	W	33-19	H
1941-42	W	37-33	A
1942-43	L	27-31	A
1942-43	W	29-26	H
1946-47	W	49-36	A
1946-47	W	38-33	H
1947-48	W	60-31	H
1947-48	L	32-58	A
1948-49	L	31-36	H
1948-49	L	42-68	A
1949-50	L	44-53	N
1949-50	W	47-44	H
1949-50	L	38-47	A
1950-51	L	35-49	A
1951-52	W	63-44	H
1952-53	W	88-80	A
1953-54	W	87-75	H
1954-55	L	56-78	A
1955-56	W	88-61	H
1956-57	L	50-61	A
1957-58	W	65-60	H
1958-59	L	59-81	A
1959-60	W	61-54	H
1960-61	L	61-77	H
1960-61	L	70-73	A
1961-62	L	63-65 ^{OT}	A
1961-62	W	82-76	H
1962-63	L	73-74 ^{OT}	A
1963-64	L	73-111	H
1964-65	L	54-75	A
1965-66	L	63-71	A
1966-67	L	81-84 ^{OT}	H
1966-67	L	80-117	A

1967-68	L	61-67	H
1967-68	L	74-89	H
1968-69	L	73-76	A
1968-69	L	74-89	H
1969-70	L	85-88	H
1969-70	L	79-101	A
1970-71	L	76-93	A
1970-71	W	75-74	H
1971-72	W	79-76	H
1971-72	L	91-111	A
1972-73	W	83-77	A
1972-73	W	87-78	H
1973-74	L	72-73	A
1973-74	L	65-67	H
1974-75	W	104-77	H
1974-75	W	86-72	A
1975-76	W	83-66	H
1975-76	W	84-77 ^{OT}	A
1976-77	W	96-82	H
1976-77	W	78-77	A
1977-78	W	66-59	H
1977-78	L	69-71 ^{OT}	A
1978-79	L	73-75 ^{OT}	H
1978-79	L	57-65	A
1979-80	W	90-68	H
1979-80	W	79-72	A
1980-81	L	91-93	A
1980-81	W	82-68	H
1981-82	W	79-68	H
1981-82	L	63-80	A
1982-83	L	79-81	H
1982-83	L	60-61	A
1983-84	L	67-69	A
1983-84	W	80-73	H
1984-85	W	79-77	H
1984-85	W	81-56	A
1985-86	W	85-72	A
1985-86	W	69-68	H
1986-87	W	75-71	H
1986-87	W	71-67	A
1987-88	L	60-76	A
1987-88	W	88-77	H
1988-89	L	53-73	A
1988-89	W	77-67	H
1988-89	W	83-79	N
1989-90	L	67-68	H
1989-90	W	65-56	A
1990-91	L	55-66	A
1990-91	W	66-55	H
1991-92	W	85-64	H
1992-93	L	73-76	A
1992-93	L	59-76	N
1993-94	W	73-67	H
1994-95	L	74-75 ^{OT}	A
1995-96	W	80-71	H
1996-97	L	84-92	A
1997-98	L	69-72	H
1997-98	W	72-62	N
1998-99	L	75-81 ^{OT}	A
1999-00	W	77-63	H
2000-01	L	62-68	A
2000-01	W	78-59	N
2001-02	W	92-79	H
2002-03	L	70-69	A
2002-03	L	82-62	N
2003-04	L	67-70	H
2004-05	L	56-70	A
2005-06	W	77-74 ^{OT}	H
2006-07	L	73-94	A
2007-08	W	78-73 ^{OT}	H
2008-09	L	74-79	A
2008-09	W	82-75	N
2009-10	L	64-65	H
2010-11	L	77-81	A
2011-12	L	59-69	H
2012-13	W	58-54	A
2013-14	W	68-63	H
2014-15	L	68-76	H
2014-15	L	66-73	A

2015-16	L	63-71	A
2016-17	W	59-56	H
2017-18	L	75-76	A
Villanova	2-2		
1976-77	L	89-102	N
1991-92	W	78-76	N
2012-13	W	77-55	N
2017-18	L	58-81	N
Virginia	4-3		
1927-28	L	28-42	N
1931-32	L	16-20	N
1978-79	W	71-69	N
1978-79	W	90-88	N
1984-85	W	54-48	N
1991-92	W	80-69	H
1992-93	L	83-86	A
Virginia Commonwealth	4-1		
1984-85	W	50-41	N
1994-95	W	75-57	A
1996-97	W	72-69	N
2011-12	W	72-64	H
2012-13	L	54-73	A
Virginia Military Institute	2-1		
1927-28	L	18-29	A
1990-91	W	79-45	H
1994-95	W	93-67	H
Virginia Tech	10-5		
1927-28	L	26-39	A
1956-57	W	62-47	N
1960-61	W	74-56	H
1961-62	L	65-70	N
1961-62	L	67-91	A
1964-65	W	72-53	N
1967-68	W	92-70	H
1972-73	L	73-74	N
1973-74	W	75-64	H
1974-75	W	77-73	A
1976-77	W	108-78	N
1976-77	W	79-72	N
1988-89	W	79-76	H
1989-90	L	75-76	A
2017-18	W	86-83	N
Wagner	0-1		
1978-79	L	74-86	N
Wake Forest	2-5		
1956-57	L	50-73	A
1972-73	L	88-94	N
1980-81	L	66-79	N
1989-90	L	65-67	A
1990-91	W	96-95 ^{OT}	H
1990-91	W	96-88	N
1998-99	L	57-73	A
Washington	1-1		
2000-01	W	69-60	N
2004-05	L	76-79	N
Washington & Lee	1-0		
1927-28	W	38-37 ^{OT}	A
Washington State	2-1		
1991-92	W	71-68	N
1992-93	W	70-68	N
1993-94	L	70-76	N
Weber State	2-0		
1998-99	W	84-80 ^{OT}	N
1999-00	W	81-61	H
West Alabama/Livingston St.	2-0		
1952-53	W	89-28	H

2012-13	W	80-49	H
West Virginia	1-0		
1954-55	W	96-82	N
Western Carolina	4-0		
1980-81	W	67-57	H
1996-97	W	100-48	H
2004-05	W	97-66	H
2014-15	W	80-74	H
Western Kentucky	2-0		
1955-56	W	90-85	A
1989-90	W	79-72	N
Western Michigan	1-0		
1976-77	W	83-74	N
Wichita State	4-4		
1990-91	L	71-74 ^{OT}	A
1992-93	W	93-71	H
1997-98	W	60-58	N
2010-11	L	57-66	N
2011-12	W	70-60	N
2013-14	L	67-72	H
2014-15	L	52-53	A
2015-16	W	64-60	N
Winthrop	3-0		
1995-96	W	84-69	H
2005-06	W	60-57	H
2015-16	W	72-60	H
Wisconsin	3-1		
1979-80	W	66-62	A
1980-81	W	90-75	H
2003-04	W	71-56	H
2004-05	L	62-76	A
Wittenberg	1-1		
1924-25	W	22-21	A
1930-31	L	25-42	A
Wofford	3-0		
1922-23	W	44-25	N
2000-01	W	68-64	H
2007-08	W	80-73	H
Wyoming	0-1		
1951-52	L	53-61	N
Xavier	3-5		
1935-36	L	21-35	A
1985-86	W	97-80	N
2002-03	W	65-58	H
2003-04	L	47-68	A
2006-07	W	63-56	H
2013-14	L	74-77	H
2014-15	L	84-97	A
2015-16	L	45-64	N
Yale	1-0		
2008-09	W	66-63	H
Youngstown State	1-0		
1984-85	W	88-69	H
Zanesville	0-1		
1925-26	L	20-35	A

Game later vacated by NCAA ruling

RECORDS & HISTORY

ALL-TIME LETTERWINNERS

A

Adair, Louis (G)	Blue Mountain, Miss.	1941-42
Adams, Eddie (G)	Phenix City, Ala.	1979-80-81-83
Adcock, John (F)	Senioa, Ga.	1962
Adkins, Jim (F)	Benton, Ill.	1968-69
Agee, Walter "Stuff" (C)	Birmingham, Ala.	1917-18-19
Aiken, Stewart (F)	Cleveland, Ohio	1930-31-32
Alexander, Demetrius (F)	St. Louis, Mo.	1997-98
Alford, Farra (G)	Lexington, Ky.	1973
Alston, William (F)	Tuscaloosa, Ala.	1919-20
Anderson, B.P. (F)	Birmingham, Ala.	1917-19
Anderson, Tom (F)	Birmingham, Ala.	1924
Andrews, Bob (C)	Bridgeport, Ill.	1963-64-65
Angelich, Jimmy (G)	Indiana Harbor, Ind.	1933-34-35
Ansley, Michael (F)	Birmingham, Ala.	1986-87-88-89
Appleyard, Dick (G)	Pensacola, Fla.	1971
Ashby, Neil (F)	Hapeville, Ga.	1998-99
Askins, Keith (F/G)	Athens, Ala.	1987-88-89-90
Austin, Brandon	Montgomery, Ala.	2016-17
Avery, Bart (G)	Gloversville, N.Y.	1942-43

B

Bacote, Damon (G)	Hampton, Va.	1996-97-98
Bakken, Jim (G)	Carrollton, Texas	2000-01
Barnes, Robert (F)	Montgomery, Ala.	1953
Barnes, Tyler (F)	Louisville, Ky.	2018-
Bauman, Earl (C/G)	New Castle, Pa.	1932-33-34
Beard, Gene (F)	Tuscaloosa, Ala.	1957-58-59
Bell, Maurice "Red" (G/F)	Montgomery, Ala.	1943-45-46
Benoit, David (C/F)	Lafayette, La.	1989-90
Berry, J. W. (F)	Fayette, Ala.	1962-63-64
Bethel, Terrance (G)	Bronx, N.Y.	1994-95
Bickley, J. Graham (C)	Tuscumbia, Ala.	1921
Blackburn, Felix (G)	Birmingham, Ala.	1918-19
Blagburn, Gary (G)	Decatur, Ala.	1960-61-62
Blemker, Marvin (F)	Huntingburg, Ind.	1951
Bogan, Jim (C)	Chicago, Ill.	1956-57
Bonds, Tommy (G)	Russellville, Ala.	1976-77
Booth, James (G)	Eufaula, Ala.	1962-63-64
Bouska, Charles (F)	Linden, N.J.	1934-35-36
Bowerman, Don (F)	Birmingham, Ala.	1975-76-77
Bowron, J. Ed (C/F)	Birmingham, Ala.	1915-16
Bradford, Vic (F)	Detroit, Mich.	1937
Bragwell, Chris (C)	Russellville, Ala.	1977-78
Brantner, Jack (F)	Ashland, Wisc.	1939-40-41
Bratton, Dick (G)	Danville, Ill.	1956-57-58
Bratton, Jimmy (G)	Danville, Ill.	1954-55
Brock, Anthony (G)	Little Rock, Ark.	2009-10
Brock, Evan (F)	Roswell, Ga.	2003-04-05-06
Brown, Anthony (F)	St. Petersburg, Fla.	1993-94-95-96
Brown, Ernest "Snake" (G)	Birmingham, Ala.	1989-90
Brown, George (G)	Bronx, N.Y.	
Brown, Jack (F)	Selma, Ala.	1949
Brown, Rickey (F)	Gadsden, Ala.	1974-75-76-77
Brown, Robert (G)	Ensley, Ala.	1917
Busby, James (G)	Etta, Miss.	1939-40
Butler, Hinton (G/F)	Andalusia, Ala.	1961-62-63
Byrne, Earl W. (G)	Cleveland, Ohio	1921

C

Caffey, Jason (F)	Mobile, Ala.	1992-93-94-95
Cage, Greg (F)	Indianapolis, Ind.	2007-08-09-10
Caldwell, Burt (C)	St. Louis, Mo.	1967
Caldwell, Herman (G)	Tallassee, Ala.	1937
Campbell, Marcus (F)	Livingston, Ala.	1989-90-91
Campbell, Millard (F)	Daytona Beach, Fla.	1927-28-29
Carr, Reese (F)	Montgomery, Ala.	1962-63-65
Carter, Leonard "Slim" (C)	Hazel Green, Ala.	1922-23-25
Chapman, Robert (C)	Birmingham, Ala.	1976-78
Cheatum, Melvin (F)	Winnsboro, La.	1988-89-90-91
Cherry, John (F)	Vienna, Ill.	1951
Clark, J. D. (G)	Birmingham, Ala.	1913-14

Cleveland, Charles (G)	Brent, Ala.	1973-74-75
Cochrane, John (G)	Mobile, Ala.	1918-19
Coggin, Cliff (G)	Athens, Ala.	1946
Cohen, Andy (F)	El Paso, Texas	1924-25
Cohen, Syd (F)	El Paso, Texas	1927
Coleman, Justin (G)	Birmingham, Ala.	2015-16
Coleman, Yamene (C)	Boykin, Ala.	2007-08
Collins, Corban (G)	High Point, N.C.	2017
Coner, Terry (G)	Birmingham, Ala.	1984-85-86-87
Connatser, Roy (G/F)	Clanton, Ala.	1932-33-34
Cooper, Rodney (G)	Hurtsboro, Ala.	2012-13-14-15
Cornegy, Rob (C)	Queens, N.Y.	1987
Cotten, Bob (F)	Birmingham, Ala.	1932-33
Cotton, Schea (G)	Long Beach, Calif.	2000
Cowser, Rongie (G)	Gadsden, Ala.	1998
Craig, Jerry (G)	Owens Cross Roads, Ala.	1963-65
Crews, Billy (F)	Selma, Ala.	1953-54-55
Crosby, Tom (F)	Delphi, Ind.	1957
Crumpler, Carl (F)	Jacksonville, Fla.	1948

D

Davidson, Jermareo (F)	Atlanta, Ga.	2004-05-06-07
Davis, Ar'Mond (G)	Tacoma, Wash.	2017
Davis, Brandon (G)	Selma, Ala.	2005-06
Davis, Charvez (G)	Montgomery, Ala.	2010-11
Davis, Chuck (F)	Selma, Ala.	2003-04-05-06
Davis, Mike (G)	Fayette, Ala.	1980-81-82-83
Davis, Solomon (F)	Mobile, Ala.	2000, 2002
Dean, Billy (C)	Montgomery, Ala.	1948-49-50
Deppe, Rich (C)	Louisville, Ky.	1967-68-69
Devaughn, William (C)	Birmingham, Ala.	1987-88
Dill, John (F)	Florence, Ala.	2007-08-09
Dill, Johnny (G)	Tuscumbia, Ala.	1973-74-75
Dixon, Chris (G)	Montgomery, Ala.	2010
Dorrah, Benjamin H. (C)	Kennedy, Ala.	1921
Dortch, William B. (G)	Gadsden, Ala.	1916
Douglas, Leon (C)	Leighton, Ala.	1973-74-75-76
Dudley, Craig (G)	Gadsden, Ala.	1984-86-87-88
Dudley, Erwin (F)	Uniontown, Ala.	2000-01-02-03
Dunn, Dale (F)	Louisville, Ky.	1972-75
Dunn, T.R. (G/F)	Birmingham, Ala.	1974-75-76-77

E

Eblen, Ben (G)	Isle of Palms, S.C.	2010-11-12
Edwards, Arthur (G)	Washington, D.C.	2016
Elliott, Gary (G)	Savannah, Ga.	1967-68-69
Ellis, Paul (G)	Selma, Ala.	1971-72-73
Engstrom, Carl (C)	Ystad, Sweden	2010-11-13
Erwin, Charles (F)	Athens, Ga.	1943
Estes, Darrell (G)	Fayette, Ala.	1960-61-62
Estes, Paul (C)	Jackson, Tenn.	1938-39

F

Farmer, Jim (G)	Dothan, Ala.	1984-85-86-87
Farmer, Mark (C)	Arab, Ala.	1982-83-84-85
Faulkner, Jamal (F)	New York, N.Y.	1994-95
Felix, Jean (F)	Pointe-Noire, Congo	2005-06
Finnegan, Bill (C)	Flushing, N.Y.	1941
Floyd, Holland (C)	Scottsboro, Ala.	1962-63-64
Frederick, Clyde (C/F)	Birmingham, Ala.	1959
Freeman, Greg (F)	Anderson, Ind.	1975
Fulmer, James (C/F)	Florence, Ala.	1956-57-58
Fuller, Landon (F)	Brentwood, Tenn.	2017

G

Gamble, Doug (C)	New Brockton, Ala.	1970
Garner, Wendell (F)	Montgomery, Ala.	1971-72
Garrett, Glenn (F)	Selma, Ala.	1972-73
Gavin, Bob (G)	Chicago, Ill.	1960
Gazzola, Louis F. (G)	St. Louis, Mo.	1922
Gee, Alonzo (F)	Palm Beach, Fla.	2006-07-08-09

Gibson, John (F)	Marietta, Ga	2015
Giddens, Daniel (F/C)	Mabletone, Ga.	2018-
Gilmore, Tommy (C/F)	Eufaula, Ala.	1959
Goldstein, Harold (C)	Columbus, Miss.	1954
Goodall, Yancey (G)	Birmingham, Ala.	1917
Gottfried, Mark (G)	Mobile, Ala.	1985-86-87
Grant, Jim (F/C)	Ft. Wayne, Ind.	1951-52
Green, JaMychal (F)	Montgomery, Ala.	2009-10-11-12
Greene, Phillip (G)	Yonkers, N.Y.	1928
Griffin, Artie (G)	San Antonio, Texas	1994-95
Grizzard, Rod (G)	Birmingham, Ala.	2000-01-02
Gueye, Moussa (C)	Thies, Senegal	2012-13
Gunder, Dick (G)	Marion, Ohio	1954-55-56

H

Hagan, J.H. (F-G)	Mobile, Ala.	1913-14-16
Haginas, Sam (F)	Mobile, Ala.	1999-2000-01
Hale, Shannon (F)	Johnson City, Tenn.	2014-15-16-17
Hall, Donta (F)	Luverne, Ala.	2016-17-18-
Hamilton, Scott (C)	Centraalia, Wash.	1996-97-98
Hammonds, Harry (F)	Tuscaloosa, Ala.	1964-65-66
Hamner, E.B. (C)	Holt, Ala.	1957-58-59
Hamner, W.J. "Dyson" (G)	Selma, Ala.	1947-48-49-50
Hancock, Joe (G)	Tarrant, Ala.	1917
Hankerson, Charles, Jr. (F)	Miami, Fla.	2011-12
Hardy, Mabry (F)	Selma, Ala.	1947
Harper, Jerry (C/F)	Louisville, Ky.	1953-54-55-56
Harrison, George (C)	Montgomery, Ala.	1969-70-71
Harsh, Griff R. (C)	Birmingham, Ala.	1913-14-15-16
Hart, Dave (G)	Pittsburgh, Pa.	1969-70
Hays, Jeremy (C)	Boaz, Ala.	1998-99-2000-01
Hendrix, Richard (F)	Athens, Ala.	2006-07-08
Hickey, Robert (G)	Pellville, Ky.	1964-65-66
Hillman, Senario (G)	Irwinton, Ga.	2007-08-09-10
Hines, Chris (F)	Hillcrest, Ala.	2010-11
Hines, John (F)	Ft. Wayne, Ind.	1941-42
Hite, Johnny (G)	Nashville, Tenn.	1946-47-49
Hogue, Ken (F)	Tuscaloosa, Ala.	1969-70-71
Hollinger, Brandon (G)	Mobile, Ala.	2006-07-08-09
Hollingsworth, Randy (F)	Huntsville, Ala.	1968-69
Hollon, Jimmy (G)	Hazel Green, Ky.	1970-71-72
Holt, Wally (G)	Gadsden, Ala.	1968
Holt, William Abner (G)	Mobile, Ala.	1914-15
Homer, Jim (C)	Columbus, Ga.	1942-43-47
Hood, James "Lindy" (C)	Collinsville, Ala.	1929-30-31
Hood, Lucien (F)	Birmingham, Ala.	1914
Hood, Richie (F)	Millport, Ala.	1978-79
Hoover, Tom (G)	Louisville, Ky.	1969-70-71
Horry, Robert (F)	Andalusia, Ala.	1989-90-91-92
Hoskins, Henry (C)	Brookhaven, Miss.	1960-61
House, Alan (C)	Birmingham, Ala.	1970-71-72
Howland, Bambi (F)	Scottsboro, Ala.	1964-65
Hudson, Ben (G)	Montgomery, Ala.	1924-25-26
Hudson, Clayton (G)	Montgomery, Ala.	1920-21-22-23
Hudson, Ed (F)	Hammond, Ind.	1938-39-40
Hudson, Wendell (F)	Birmingham, Ala.	1971-72-73
Hurt, Bobby Lee (F)	Huntsville, Ala.	1982-83-84-85

I

Ingram, Dazon (G)	Theodore, Ala.	2017-18-
Ivey, Bryant (F)	Talladega, Ala.	1950-51-52

J

Jackson, James (G)	Montgomery, Ala.	1986-87
Jacobs, Nick (F)	Atlanta, Ga.	2012-13-14
Jemison, Demetrius (F)	Birmingham, Ala.	2007-08-09
Johnson Jr., Avery (G)	Houston, Texas	2017-18-
Johnson, Buck (F)	Birmingham, Ala.	1983-84-85-86
Johnson, Cliff (F)	Willow Springs, Ill.	1958
Johnson, Ken (F)	Phenix City, Ala.	1978-79-80-81
Johnson, Lloyd (F)	Florence, Ala.	1958-59-60
Johnston, Ray (G)	Montgomery, Ala.	1999

ALL-TIME LETTERWINNERS

Jones, Chauncey (G)	Chicago, Ill.	1998-99
Jones, Eugene (F)	Bessemer, Ala.	1980-81
Jones, Herbert (G)	Greensboro, Ala.	2018-
Jones, Marcus (G)	Memphis, Tenn.	1990
Jones, Ralph (C)	Florence, Ala.	1945
Jones, Rex (F)	Florence, Ala.	1982-83-84
Jones, Tom (G)	Birmingham, Ala.	1946
Jones, Tom (F)	Valley Head, Ala.	1966-67-68
Jonus, Justin (G/F)	Boaz, Ala.	2005-06
Jordan, Ed (G)	Danville, Va.	1943
Joyce, John (C)	Biloxi, Miss.	1930-31

K

Kaiser, Wade (C)	Birmingham, Ala.	1994-95
Kaplan, Leonard (G)	Jackson Heights, N.Y.	1957-58-59
Keith, Dwight T. (F)	Argo, Ala.	1921
Keller, Red (F)	Cullman, Ala.	1935-36-37
Kennedy, Walter (F/G)	Birmingham, Ala.	1918-20-21
Key, Algie (G)	Decatur, Ga.	2014
Key, Braxton (F)	Charlotte, N.C.	2016-17-18
Kessens, Michael (F)	Nyon, Switzerland	2015-16
Kimbrough, Ed (G/C)	Opelika, Ala.	1930-31-32
Kimbrough, Zeke (F)	Opelika, Ala.	1932-33-34
King, Nick (G/F)	Memphis, Tenn.	2017
King, Reginald (F)	Birmingham, Ala.	1976-77-78-79
Knox, Eddie (C)	Montgomery, Ala.	1974
Knox, Justin (F)	Tuscaloosa, Ala.	2008-09-10
Kubiszyn, Jack (G)	Buffalo, N.Y.	1956-57-58

L

Lacey, Trevor (G)	Huntsville, Ala.	2012-13
Lancaster, Bryant (G)	Fairfax, Ala.	1988-89-90-91
Laney, Malcolm (G)	Birmingham, Ala.	1930-31-32
Laney, Walton (G)	Birmingham, Ala.	1929-30-31
Lapolla, Bob (F)	New York, N.Y.	1942
Larrick, Herbert (G)	Washington, Ind.	1928
Latham, Edward (G)	Birmingham, Ala.	1915
Lawrence, Anthony (F)	St. Petersburg, Fla.	1990
Leach, Archie "Dukes" (G)	Tuscaloosa, Ala.	1926-27-28
Leake, Armistead "Rat" (G)	Birmingham, Ala.	1920-21-22-23
Lee, Alvin (G)	Richmond, Va.	1988-89
Lee, Reggie (G)	Baton Rouge, La.	1994-95
Leeth, Wheeler (C)	Boaz, Ala.	1940-41-42
Lewis, James (G/F)	Florence, Ala.	1956
Linn, George (F/C)	Columbus, Ohio	1953-54-55-56
Little, J.K. (G)	Tuscaloosa, Ala.	1926
Lockett, Phillip (C)	Livingston, Ala.	1979-80-81-82
Logan, Roger (C)	Birmingham, Ala.	1945
London, Tarik (G)	Savannah, Ga.	1998-99-2000-01
Looney, Kent (G)	Guntersville, Ala.	1977-78
Love, Henry Benton (G)	New Market, Ala.	1913-14-15
Lovell, Jeff (G)	Cullman, Ala.	1993
Lowman, J. Allen (C)	Birmingham, Ala.	1917
Lowry, Jackie (G)	Tampa, Fla.	1945
Ludwig, Jerry (G)	Effingham, Ill.	1966-67-68
Luquire, Justin (F)	Indian Springs, Ala.	2010-11
Lynch, Bobby (G)	Ashland, Ky.	1970-71-72

M

Mangina, Pete (G)	Orange, N.J.	1949
Maravich, Jaeson (G)	Covington, La.	1999
Marlaire, Leon (G)	Bradley, Ill.	1953-54-55-56
Martin, Terrance "Doc" (G)	Tuscaloosa, Ala.	1998-99-2000-01
Mathis, Olie (C)	San Diego, Calif.	1943
Mazique, MC (F)	Brooklyn, N.Y.	1996-99
Meade, Terrance (G)	Scottsboro, Ala.	2000-01-02-03
Miller, Dennis (G)	Kanakakee, Ill.	1992
Mitchell, Carl (F)	Dothan, Ala.	1979-80
Mitchell, David (C)	Florence, Ala.	1969
Mitchell, Devin (G)	Suwanee, Ga.	2015
Mitchell, Tony (F)	Swainsboro, Ga.	2010-11-12
Montgomery, Hugh (F)	Birmingham, Ala.	1919-20

Moore, Cedric (C)	Birmingham, Ala.	1992-93
Moore, Sammy (F)	Fayette, Ala.	1950-51-52
Moore, William P. "Bill" (F)	Birmingham, Ala.	1917-20
Morrow, Hugh (G)	Birmingham, Ala.	1945
Moses, Ken (G)	Morristown, Tenn.	1964-65-66
Moss, Alfred (F)	Newnan, Ga.	1998-99-2000-01
Munkasey, Paul (F)	Bridgeport, Conn.	1930-31-32
Munkasey, Zolton (F)	Bridgeport, Conn.	1931
Murray, Anthony (G)	Birmingham, Ala.	1975-76-77-78
Myers, Maurice (F)	Birmingham, Ala.	1979-80-81-82

Mac/Mc

MacCartee, Allen (F/G)	Washington, D.C.	1923
McCargo, De Witt (G)	Talladega, Ala.	1913
McClintock, Graham (G)	Laurel, Miss.	1923-24-25
McCord, Keith (F)	Birmingham, Ala.	1976-77-78
McCullough, W. Marvin (G)	Birmingham, Ala.	1918
McDaniel, Joe (C)	Paris, Ill.	1966-67
McDonald, William A. (G)	Madison, N.J.	1926
McDyess, Antonio (F)	Quitman, Miss.	1994-95
McElveen, Greg (G)	Baton Rouge, La.	1976-78-79
McGauley, Emmett (F)	Montgomery, Ala.	1921-22-23-24
McGhee, Thalamus (C)	Houston, Texas	1996-97
McKenzie, Dick (G)	Selma, Ala.	1947-48-49-50
McKey, Derrick (F)	Meridian, Miss.	1985-86-87
McKinney, Ron (F)	Buffalo, N.Y.	1960-61
McLeod, Ben W. (F)	Leeksville, Ala.	1934-35-36
McNabb, Bobby (C)	Englewood, Tenn.	1967

N

Neal, Darrell (F)	Los Angeles, Calif.	1984-85
Nobles, Frank (G)	Ft. Wayne, Ind.	1931-32-33
Nogi, Al (G)	Linden, N.J.	1934-35-36
Nordholz, Mike (G)	Marietta, Ga.	1966-67-68
Norman, John (C)	Kansas City, Mo.	1953
Norris, Riley (G/F)	Albertville, Ala.	2015-16-17-

O

Obasohan, Retin (G)	Antwerp, Belgium	2013-14-15-16
Odom, Ernest (G)	Birmingham, Ala.	1973
Odums, Ray (G)	Birmingham, Ala.	1972-73-74
Olaniyan, Bola (F)	Lagos, Nigeria	2017
O'Neill, Leo "Toad" (F)	Washington, Ind.	1928-29-30
Orange, Marvin (G)	Columbia, S.C.	1993-94-95-96
Orton, Tim (G)	Sylacauga, Ala.	1965-66-67
O'Shea, Dennis (G/F)	Toledo, Ohio	1953-54-55-56

P

Palmer, Gene (C)	Birmingham, Ala.	1947-48-49-50
Pannell, Jerry (G)	Forrest Hills, N.Y.	1952
Parker, Cleve Joe (F)	Marion, Ala.	1976
Parker, Tim (F)	Tuscaloosa, Ala.	1962-63-64-65
Parkinson, Bill (G)	Monessen, Pa.	1946
Passink, Bryan (G)	Savannah, Ga.	1993-94-95
Patrick, Mark (F)	Louisville, Ky.	1974
Patton, Cedric (F)	Huntsville, Ala.	1999
Pearson, Philip (G)	Montgomery, Ala.	1993
Peck-Love, Shon (F)	Tuscaloosa, Ala.	1993-94
Pennington, Larry (F)	Jackson, Miss.	1960-61
Pepper, Raymond (G)	Albany, Ala.	1927
Perry, Andre (F)	Detroit, Mich.	1992-93
Perry, Charles (G)	Covington, Ky.	1963-64-65
Pettway, Antoine (G)	Alberta, Ala.	2001-02-03-04
Petty, John (G)	Huntsville, Ala.	2018-
Phillips, Eddie (F)	Birmingham, Ala.	1979-80-81-82
Pickett, Rico (G)	Decatur, Ala.	2008
Pierce, Scott (F)	Tuscaloosa, Ala.	1985-86
Pitts, Walter (G)	Loachapoka, Ala.	1993-94
Pollard, Devonta (F)	Porterville, Miss.	2013
Poole, Ricky (G/F)	Bessemer, Ala.	
Powers, Porter (G)	Auxier, Ky.	1960

Prather, Google (C)	Baldwyn, Miss.	1939-40
Propst, Clyde "Shorty" (G)	Birmingham, Ala.	1923-24-25
Pugh, Harvey (F)	Oshkosh, Wisc.	1926
Putman, Dave (G)	Greenville, S.C.	1952-53

Q

Quindazzi, Dan (G/F)	Yonkers, N.Y.	1958-59
----------------------	---------------	---------

R

Rambo, Reggie (F)	Lena, La.	2001-02-03-04
Randolph, Levi (G)	Madison, Ala.	2012-13-14-15
Randolph, Sam (G)	Trenton, N.J.	1981
Reese, Alex (F)	Pelham, Ala.	2018-
Reese, Anton (G)	Lithonia, Ga.	1996-97
Reese, Jason (G)	Indian Springs, Ala.	2003-04-05
Releford, Trevor (G)	Kansas City, Mo.	2011-12-13-14
Rhordanz, C.R. (G)	Harvey, Ill.	1936
Rice, Kenneth (G)	Decatur, Ala.	1990-91-92
Rich, Darby (G)	Greer, S.C.	1990-91-92
Richardson, Eric (G)	Birmingham, Ala.	1981-82-83-84
Riddle, Paul (G)	Oakland City, Ind.	1951-52
Riley, Hayden (F)	Guin, Ala.	1947-48
Riley, Mykal (F)	Pine Bluff, Ark.	2007-08
Robertson, Herman (F)	Fayetteville, Ala.	1938-39-40
Robertson, James (F)	Scottsboro, Ala.	1945
Robinson, James (G)	Jackson, Miss.	1991-92-93
Rogers, Roy (C)	Linden, Ala.	1993-94-95-96
Rollins, Chris (F)	Winnboro, La.	1998-99
Roth, Jim (G)	Ft. Wayne, Ind.	1940-41-42
Russell, Charles (F)	Hartselle, Ala.	1974-75
Russell, Leroy (G)	Brent, Ala.	1976-79

S

Salmon, Farley (G)	Maude, Miss.	1924
Sanders, James (G)	Ensley, Ala.	1989-90
Schaffer, Lawson (G)	Cullman, Ala.	2016-17-18-
Schellenberg, Tom (G)	New Albany, Ind.	1975-76
Schneider, Bob (F)	Richmond, Ind.	1950-51-52
Schumacher, Gene (F)	Sigel, Ill.	1964-65-66
Scott, Glenn (G)	Montgomery, Ala.	1951-52-53
Scott, Robert (G)	Birmingham, Ala.	1977-78-79-80
Seal, Ralph (F)	Washington, Ind.	1928
Seals, Noah "Toby" (C)	Joppa, Ala.	1941
Searight, M. W. (F)	Birmingham, Ala.	1913
Sellers, Kyle (G)	Tuscaloosa, Ala.	2008-09
Sexton, Bill (F)	Huntsville, Ala.	1953-54
Sexton, Collin (G)	Mableton, Ga.	2018
Shaeffer, Carl (C)	Delphi, Ind.	1946-47-48-49
Shambley, Dejuan (G)	Tuscaloosa, Ala.	1998
Sharp, J.F. (G/F)	Birmingham, Ala.	1943-47-48
Sharp, Sam (F)	Birmingham, Ala.	1940-41-42
Shelton, Earnest (G)	Memphis, Tenn.	2002-03-04-05
Shoemaker, Perron (G)	Birmingham, Ala.	1936-37-38
Shuman, Dale (G)	Savannah, Ga.	1956-57
Sink, Ray (F)	Roanoke, Va.	1959
Slaughter, Dakota (G)	Fishers, Ind.	2013-14-15
Smith, Ben (C/G)	Haleyville, Ala.	1932-33
Smith, Demetrius (G)	Hogansville, Ga.	2001-02-03-04
Smith, Earl (F)	Haleyville, Ala.	1929-30
Smith, Galin (F)	Clinton, Miss.	2018-
Smith, Howard (F/C)	Tuscumbia, Ala.	1960-61-62
Smith, J.B. (G/F)	Niles, Mich.	1943, 46
Smith, Jimmy (G)	Waynesboro, Miss.	1985
Smith, Johnny (G)	Guntersville, Ala.	1965-66
Smith, Lewis M. (F)	Birmingham, Ala.	1916
Sneed, Raphael (C)	Troy, Ala.	1936-37
Sprewell, Latrell (G/F)	Milwaukee, Wisc.	1991-92
Stabler, Vernon (F)	Greenville, Ala.	1922-23-24-25
Starnes, John (F)	Guntersville, Ala.	1938
Steele, Andrew (G)	Birmingham, Ala.	2009-11-12-13
Steele, Ronald (G)	Birmingham, Ala.	2005-06-07
Steiner, Bernard (F)	Montgomery, Ala.	1913

RECORDS & HISTORY

ALL-TIME LETTERWINNERS

Steiner, Rebel (F)	Ensley, Ala.	1946, 1948-49
Stephenson, Riggs (G)	Akron, Ala.	1920
Stinnett, Travis (G)	Maryville, Tenn.	2001-02
Stone, Tom (G)	Potts, Miss.	1939-40
Storey, Veo (G-F)	Hector, Ark.	1941
Strange, Albert (F/G)	Birmingham, Ala.	1913
Strickland, Reggie (G)	Opelika, Ala.	1980-81
Suits, Tommy (G)	Florence, Ala.	1969
Sullivan, Buster (G)	Northport, Ala.	1962-63-64
Sullivan, Paul (C)	Northport, Ala.	1950-51-52
Swiderski, Carl (F)	Snyder, N.Y.	1947

T		
Tabor, Jim (G)	Owens Cross Roads, Ala.	1937
Tarrant, Ricky (G)	Pleasant Grove, Ala.	2015
Taylor, Jimmie (F)	Greensboro, Ala.	2014-15-16-17
Taylor, Shawn (C)	Unadilla, Ga.	2005
Teubert, Charley (F)	New Haven, Conn.	1945-46
Thomas, Blaine (F)	Dutton, Ala.	1941
Thomas, Emmett (F)	Birmingham, Ala.	2003-04
Thompson, Blackstone (F)	Tuscaloosa, Ala.	1939, 1941
Thrasher, Blake (G)	Garland, Texas	1996-97-98
Torrance, Mikhail (G)	Eight Mile, Ala.	2007-08-09-10
Touvelle, Jim (F)	Braidwood, Ill.	1956
Towns, D.J. (G)	Pleasant Grove, Ala.	2000
Tubbs, Justin (G)	Trussville, Ala.	2007-08
Turner, Guy Lee (F)	Harrisburg, Ill.	1966-67

V		
Vande Mark, Bart (C/F)	Delray Beach, Fla.	1960-61
Vincent, Charles (G)	Birmingham, Ala.	1926
Vines, Melvin (F)	Bessemer, Ala.	1926-27
Vogel, Jerry (F)	New York, N.Y.	1958
Vrotsos, Nick (G)	Martins Ferry, Ohio	1949-50-51

W		
Waites, Gary (G)	Decatur, Ga.	1988-89-90-91
Waites, W. Lamar (F)	Tuscaloosa, Ala.	1938
Walker, Jimmy (F)	Holt, Ala.	1933-34-35
Walker, Kenny (F/C)	Jacksonville, Fla.	2000-01-02-03
Wallace, Gerald (F)	Childersburg, Ala.	2001
Wambsganss, Fred (G/F)	Ft. Wayne, Ind.	1929-30-31
Warren, Erwin "Tut" (G)	Montgomery, Ala.	1938
Washington, Elliot (G)	Bradenton, Fla.	1992
Washington, Eric (F)	Jackson, Miss.	1994-95-96-97
Webb, Marcus (C)	Montgomery, Ala.	1989-90-91
Weber, Albert (G)	Marrero, La.	2005
Wells, Aubie Bertram (F)	Ensley, Ala.	1913-14-15-16
Whately, Ennis (G)	Birmingham, Ala.	1982-83
Whately, Jim (C)	Alexander City, Ala.	1934-35-36
Wheeler, Vance (G)	Nashville, Tenn.	1980-81-82-83
White, David (G)	Tuscaloosa, Ala.	1968-69-70
White, Gary (G)	Northport, Ala.	1984-85-86
Whitfield, Marco (G)	Decatur, Ala.	1995
Wilkie, Kim (F)	Lexington, Ky.	1970
Williams, Brian (G)	Montgomery, Ala.	1996-97-98-99
Williams, David (F)	Pensacola, Fla.	1970-71-72
Williams, Lucky (G/F)	Delta, Nigeria	2003-04-05-06
Williams, Maurice "Mo" (G)	Jackson, Miss.	2002-03
Williams, Terry (F)	Elkmont, Ala.	1981-82-83-84
Wilson, Benjamin (F)	Shelby, Ala.	1917
Wilson, Isiah (G)	Troy, Ala.	2013-14
Windham, Cliff (F)	Livingston, Ala.	1980-81-82-83
Winston, Kennedy (F)	Prichard, Ala.	2003-04-05
Wise, Dick (C/F)	White Plains, N.Y.	1955

Y		
Young, Robert (F)	Cullman, Ala.	1925-26
Young, William "Bill" (C)	Cullman, Ala.	1926-27-28

ALL-TIME NUMERICAL ROSTER

- 0**
Algie Key
Mykal Riley
Donta Hall
- 1**
Chuck Davis
Mykal Riley
Anthony Brock
JaMychal Green (2010-11)
Riley Norris

- 2**
Gerald Wallace
Emmett Thomas
Brandon Davis
Mikhail Torrance
Charles Hankerson, Jr.
Ricky Tarrant
Lawson Schaffer
Collin Sexton
Kira Lewis Jr.

- 3**
George Linn
Eugene Jones
Ennis Whately
Gary White
Brian Williams
George Brown
Neil Ashby
Solomon Davis
Kennedy Winston
Justin Tubbs
Trevor Lacey
Michael Kessens
Corban Collins
Alex Reese

- 4**
Richard Gunder
Eugene Beard
Kenneth Rice
Brian Williams
Schea Cotton
Reggie Rambo
Albert Weber
Brandon Hollinger
Carl Engstrom
Arthur Edwards
Daniel Giddens

- 5**
Dale Shuman
Bart Vande Mark
Vaide Kaiser
Tank London
Earnest Shelton
Tony Mitchell
Justin Coleman
Avery Johnson Jr.

- 6**
Leon Marlaire

- 7**
Jim Fulmer

- 8**
Jerry Harper

- 9**
Jim Bogan

- 10**
Dennis O'Shea
Jack Kubiszyn
Tommy Suits
Bobby Lynch
Charles Cleveland
Robert Scott
Sam Randolph
Travis Stinnett
Ben Eblen
Jimmie Taylor
Herbert Jones

- 11**
Dyson Hamner
Jim Bratton
Kevin Barry
Jack Kubiszyn
Bob White
David White
Dick Appleyard

- Raymond Odums
Jimmy Tom Goostree
Joe Morris
Eric Richardson
James Jackson
Earnest Brown
Anthony Brown
D.J. Towns
Rico Pickett
Chris Dixon
Jason Carter
Shannon Hale

- 12**
Pat Trammell
Dave Hart
Tom Hoover
Ernest Odom
Vance Wheeler
Gary Waites
Elliot Washington
Terrance Bethel
Alonzo Gee
Trevor Releford
Dazon Ingram

- 13**
Henry Hoskins
Pat Hardy
Leon Douglas
Jerome White
Philip Pearson
Marco Whitfield
Solomon Davis
Lucky Williams
Julian Goode
Javian Davis-Fleming

- 14**
E.B. Hammer
Darrell Estes
Eddie Lumpkin
Paul Ellis
Dabo Johnson
Leroy Russell
James Sanders
Eric Washington
Sam Williams
Terrance Meade
Kyle Sellers
Kendall Durant
Moussa Gueye

- 15**
E.B. Hammer
Farra Alford
Eddie Cauthen
Anthony Murray
Marvin Orange
Blake Thrasher
Verice Cloyd
Nick Jacobs
Tyler Barnes

- 20**
Glenn Scott
Billy Richardson
Jim Adkins
Wendell Hudson
Rickey Brown
Eddie Adams
Alvin Lee
Marcus Jones
Jeff Lovell
Reggie Lee
Dejuan Shambley
Terrance "Doc" Martin
LaKory Daniels
Greg Cage
Levi Randolph

- 21**
Sammy Moore
Robert Barnes
Pat Brownell
Eddie Lumpkin
Ken Hogue
Tom Schellenberg
Kent Looney
Jim Farmer
Bryant Lancaster
Andre Perry
Dejuan Shambley
Rod Grizzard
Evan Brock
Senario Hillman

- Rodney Cooper
Bola Olaniyan
- 22**
Jack Brown
Paul Riddle
Dennis O'Shea
Jim Fulmer
Gary Elliot
Jimmy Hollon
Johnny Dill
Reggie Strickland
Rex Jones
Jimmy Smith
Joe Hudson
Kemble Smith
Dean Wilson
Bryan Passink
Chauncey Jones
Travis Stinnett
Ronald Steele
Andrew Steele (2010-12)
Ar'Mond Davis
Diante Wood

- 23**
Gene Palmer
Jim Grant
Clyde Frederick
Wally Holt
Wendell Garner
T.R. Dunn
Mark Gottfried
Darby Rich
Walter Lewis
Demetrius Smith
Jean Felix
Demetrius Jemison
Devin Mitchell
Brandon Austin
John Petty

- 24**
Gene Palmer
Bill Sexton
John Norman
Harold Goldstein
Ron McKinney
Randy Hollingsworth
Mike Quigley
Butch Dean
Bruce Albe
Kelly Shy
Craig Dudley
Kenneth Rice
Dennis Miller
Antonio McDyess
Ricky Poole
Jason Reese (2004)
Avery Jukes
Charvez Davis
Devonta Pollard
Christian Clark
Lawson Schaffer

- 25**
Johnny Hite
Paul Sullivan
John Norman
Kim Wilkie
Eddie Knox
Mark Patrick
Robert Chapman
Keith McCord
Robert Horry
Wade Kaiser
Artie Griffin
MC Mazique
Jim Bakken
Maurice Williams
Glenn Miles
Andrew Steele (2008-09)
Keon Blackledge
Braxton Key

- 26**
Gary Blagburn

- 30**
Jerry Vogel
Neal Hyche
Tommy Suits
Tom Hoover
Doug Gamble
Greg Freeman
William Henry

- Glenn Garrett
Don Bowerman
Desi Barmore
Terry Coner
David Benoit
Greg Glass
Jamal Faulkner
Damon Bacote
Galin Smith

- 31**
Tom Crosby
Jim Lewis
Jerry Vogel
Darrell Estes
Jerry Craig
Kenneth Moses
Tim Orton
David White
Ken Hogue
Tom Hogue
Charles Russell
Clevie Joe Parker
Ken Johnson
Derrick McKey
James Robinson
Anton Reese
Cedric Patton

- 32**
Jim Bogan
Roy Forbus
Leonard Kaplan
Larry Back
Tommy Lewis
James M. Brown
Jerry Craig
Mike Nordholz
David Mitchell
David Williams
Buck Johnson
Marcus Campbell
Shon Peck-Love
Rongie Cowser
Ray Johnston
Shawn Taylor
John Dill (2006)
JaMychal Green (2008-09)
Retin Obasohan

- 33**
Dick McKenzie
John Cherry
George Linn
Leonard Kaplan
James Ledbetter
Ned Harbuck
Gary Blagburn
Hinton Butler
James Booth
Jerry Craig
Jerry Ludwig
Rich Deppe
Alan House
Eddie Knox
Robert Chapman
Cliff Windham
Scott Pierce
Charles Watson
Jermareo Davidson
Isiah Wilson
Landon Fuller

- 34**
Richard Gunder
Dick Bratton
Gary Blagburn
Ron McKinney
Buster Sullivan
Bob Hickey
Gary Elliot
George Harrison
Andy Ott
Clevie Joe Parker
Tommy Bonds
Bobby Lee Hurt
Anthony Lawrence
Blake Thrasher
Chris Rollins
Yamene Coleman
Tevin Mank

- 35**
Dick Bratton
Porter Powers
Ron McKinney
Hinton Butler

- Bob Hickey
Charlie Perry
R.G. Wilson
Wally Hold
Dale Dunn
Jason Caffey
Demetrius Alexander
Erwin Dudley
Richard Hendrix
Dakota Slaughter
Donta Hall

- 37**
Dale Shuman
Fred Frick

- 40**
John Adcock
Doug Gamble
Maurice Myers
Darrell Neal
Alfred Moss
Justin Knox

- 41**
Ray Sink
Bobby Paine
Henry Hoskins
Buster Sullivan
Marc Stierwalt
Charlie Perry
Johnny Smith
Jim Shull
Jim Adkins
Joe Hancock
Terry Williams
Derrick McKey
Keith Askins
John Gibson

- 42**
Tommy Gilmore
Alex Moseley
James Booth
Marc Stierwalt
Harry Hammonds
Randy Hollingsworth
Chris Bragwell
John Belk
Tim Kaiser
Latrell Sprewell
Kennly Walker

- 43**
Tommy Gilmore
Hinton Butler
Steve Taylor
Charles Perry
Tim Parker
Gene Shumacher
Rich Deppe
Carl Mitchell
Sam Haginas
Jason Reese

- 44**
Bob Schneider
Billy Crews
Ron Mayor
Jim Touvelle
Daniel Quindazzi
Larry Pennington
John Adcock
J.W. Berry
Tim Parker
Tom Jones
Randy Waddell
Greg McElveen
Mike Davis
Cat Smith
Josh Gilbert
Melvin Cheatum
Russell Walters
Scott Hamilton
Jason Maravich
Justin Jonus
John Dill
Chris Hines

- 45**
Daniel Quindazzi
Bob Gavin
Billy Pruet
J.W. Berry
Harry Hammonds
Gene Shumacher

- Guy Turner
Richie Hood
Michael Ansley
Akini Adkins

- 50**
Lloyd Johnson
Phillip Lockett
Roy Rogers
Antoine Pettway
Justin Luquire

- 51**
Lloyd Johnson
Howard Smith
Billy Gallahar
Bambi Howland
Harry Hammonds
Reese Carr
Ray Touchstone
Tom Coleman
Eddie Phillips
Paul Stewart
Cedric Moore

- 52**
Alex Garrow
Bart Vande Mark
Reese Carr
Bambi Howland
Tom Coleman
Burt Caldwell
David Mitchell
Reginald King
Jeremy Jings

- 53**
Gary Blagburn
Bobby Paine
Howard Smith
Robert Andrews
Bob Andrews
Joe McDaniel
Norman Anchrum
Mark Farmer

- 54**
Howard Smith
Holland Floyd
Ernie Houck
Cliff Johnson
Rob Conroy
Rodney Wesley
Marcus Webb
Thalamus McGhee

- 55**
Carl Shaeffer
Bryant Vey
Melvin Bowling
Billy Crews
Larry Pennington
Bobby Paine
William McCoy
Holland Floyd
Bobby McNabb

- 66**
Billy Dean
Jerry Pannell
Leon Marlaire

- 77**
Nick Vrotsos
Dave Putman
Harold Goldstein
Roy Forbus

- 88**
Rebel Steiner
Jerry Pannell
Walt Evans
Bill Currier
Jerry Harper

- 99**
Marvin Blemker
Bill Sexton
Dick Wise

RECORDS & HISTORY

ALL-TIME STARTERS

Alabama's all-time starting fives are compiled based on available stats from the years below, with those who started the majority of conference games listed as the starters for that respective season.

2017-18

Starters	Pos.	PPG
Collin Sexton	G	19.2
Dazon Ingram	G	9.7
John Petty	G	10.2
Donta Hall	F	10.6
Daniel Giddens	F	4.2

Top Two Reserves

Herbert Jones	G	4.2
Braxton Key	F	7.0

2016-17

Starters	Pos.	PPG
Dazon Ingram	G	10.6
Riley Norris	G	9.0
Braxton Key	F	12.0
Donta Hall	F	6.0
Bola Olaniyan	F	3.1

Top Two Reserves

Avery Johnson Jr.	G	6.9
Jimmie Taylor	F	5.1

2015-16

Starters	Pos.	PPG
Retin Obasohan	G	17.6
Arthur Edwards	G	9.5
Riley Norris	F	7.5
Michael Kessens	F	3.7
Jimmie Taylor	F	5.2

Top Two Reserves

Justin Coleman	G	7.8
Shannon Hale	F	10.8

2014-15

Starters	Pos.	PPG
Levi Randolph	G	15.4
Ricky Tarrant	G	13.1
Rodney Cooper	G	11.1
Shannon Hale	F	8.2
Jimmie Taylor	F	5.5

Top Two Reserves

Retin Obasohan	G	6.2
Michael Kessens	F	5.9

2013-14

Starters	Pos.	PPG
Trevor Releford	G	18.5
Levi Randolph	G	9.6
Retin Obasohan	G	9.5
Shannon Hale	F	8.8
Rodney Cooper	G	7.5

Top Two Reserves

Nick Jacobs	F	8.4
Jimmie Taylor	F	3.0

2012-13

Starters	Pos.	PPG
Trevor Releford	G	14.9
Trevor Lacey	G	11.3
Rodney Cooper	G	10.2
Levi Randolph	G	8.1
Moussa Gueye	C	1.4

Top Two Reserves

Nick Jacobs	F	7.6
Retin Obasohan	G	3.9

2011-12

Starters	Pos.	PPG
Trevor Releford	G	12.0
Trevor Lacey	G	7.3
Andrew Steele	G	6.6
Levi Randolph	G	6.5
JaMychal Green	F	14.0

Top Two Reserves

Tony Mitchell	F	13.1
Nick Jacobs	F	6.1

2010-11

Starters	Pos.	PPG
Trevor Releford	G	11.0
Charvez Davis	G	8.5
JaMychal Green	F	15.5
Tony Mitchell	F	15.2
Chris Hines	F	5.5

Top Two Reserves

Senario Hillman	G	6.4
Andrew Steele	G	4.0

2009-10

Starters	Pos.	PPG
Mikhail Torrance	G	15.6
Senario Hillman	G	7.9
Anthony Brock	G	5.9
JaMychal Green	F	14.1
Justin Knox	F	6.3

Top Two Reserves

Chris Hines	F	9.2
Tony Mitchell	F	3.7

2008-09

Starters	Pos.	PPG
Alonzo Gee	G	15.0
Senario Hillman	G	12.9
Mikhail Torrance	G	10.0
JaMychal Green	F	10.3
Justin Knox	F	5.7

Top Two Reserves

Yamene Coleman	F	3.7
Andrew Steele	G	3.3

2007-08

Starters	Pos.	PPG
Mykal Riley	G	14.9
Alonzo Gee	G	14.5
Rico Pickett	G	5.9
Richard Hendrix	F	17.8
Demetrius Jemison	F	5.6

Top Two Reserves

Brandon Hollinger	G	6.3
Senario Hillman	G	4.3

2006-07

Starters	Pos.	PPG
Alonzo Gee	G	12.6
Mykal Riley	G	12.6
Ronald Steele	G	8.6
Richard Hendrix	F	14.6
Jermareo Davidson	F	14.0

Top Two Reserves

Brandon Hollinger	G	4.9
Demetrius Jemison	F	2.9

2005-06

Starters	Pos.	PPG
Ronald Steele	G	14.3
Brandon Hollinger	G	2.3
Jermareo Davidson	F	14.3
Richard Hendrix	F	9.4
Evan Brock	F	3.8

Top Two Reserves

Alonzo Gee	F	8.6
Jean Felix	G	8.8

2004-05

Starters	Pos.	PPG
Earnest Shelton	G	16.4
Ronald Steele	G	7.6
Kennedy Winston	F	17.8
Chuck Davis	F	14.1
Jermareo Davidson	F	7.6

Top Two Reserves

Jean Felix	G	5.6
Evan Brock	F	2.5

2003-04

Starters	Pos.	PPG
Earnest Shelton	G	15.8
Antoine Pettway	G	9.1
Kennedy Winston	F	17.1
Chuck Davis	F	11.5
Jermareo Davidson	F	5.0

Top Two Reserves

Emmett Thomas	F	8.7
Evan Brock	F	3.1

2002-03

Starters	Pos.	PPG
Maurice "Mo" Williams	G	16.4
Terrance Meade	G	8.4
Erwin Dudley	F	14.8
Kennedy Winston	F	11.1
Kenny Walker	F	9.1

Top Two Reserves

Antoine Pettway	G	6.3
Emmett Thomas	G	6.0

2001-02

Starters	Pos.	PPG
Maurice "Mo" Williams	G	10.4
Terrance Meade	G	8.4
Erwin Dudley	F	15.2
Rod Grizzard	F	14.1
Kenny Walker	F	9.2

Top Two Reserves

Antoine Pettway	G	6.5
Earnest Shelton	G	6.1

2000-01

Starters	Pos.	PPG
Terrance Meade	G	10.8
Tarik London	G	2.6
Rod Grizzard	F	17.0
Erwin Dudley	F	14.4
Kenny Walker	F	6.7

Top Two Reserves

Gerald Wallace	F	9.8
Travis Stinnett	G	6.8

1999-2000

Starters	Pos.	PPG
Schea Cotton	G	15.5
Terrance Meade	G	11.5
Doc Martin	G	6.7
Rod Grizzard	F	13.2
Erwin Dudley	F	10.3

Top Two Reserves

Kenny Walker	F	6.1
Tarik London	G	3.7

RECORDS & HISTORY

ALL-TIME STARTERS

1998-99

Starters	Pos.	PPG
Brian Williams	G	17.3
Chris Rollins	G	10.7
Chauncey Jones	G	5.2
MC Mazique	F	9.4
Jeremy Hays	C	12.0

Top Two Reserves

Sam Haginas	F	4.5
Tarik London	G	2.3

1997-98

Starters	Pos.	PPG
Brian Williams	G	16.1
Damon Bacote	G	11.7
Chauncey Jones	G	9.9
Demetrius Alexander	F	12.5
Jeremy Hays	C	9.3

Top Two Reserves

Blake Thrasher	G	0.9
Tarik London	G	2.1

1996-97

Starters	Pos.	PPG
Eric Washington	G	16.1
Brian Williams	G	13.9
Antonio Reese	G	10.1
Demetrius Alexander	F	12.0
Thalamus McGhee	C	5.4

Top Two Reserves

Damon Bacote	G	4.7
Jeremy Hays	C	4.0

1995-96

Starters	Pos.	PPG
Eric Washington	G	18.6
Marvin Orange	G	7.9
Marco Whitfield	G	7.7
Anthony Brown	F	5.5
Roy Rogers	C	13.5

Top Two Reserves

Brian Williams	G	10.4
Thalamus McGhee	C	3.0

1994-95

Starters	Pos.	PPG
Artie Griffin	G	7.0
Marvin Orange	G	6.7
Antonio McDyess	F	13.9
Jamal Faulkner	F	12.3
Jason Caffey	F	12.1

Top Two Reserves

Eric Washington	G	11.9
Roy Rogers	C	3.5

1993-94

Starters	Pos.	PPG
Marvin Orange	G	10.1
Artie Griffin	G	7.4
Shon Peck-Love	G	5.3
Jason Caffey	F	12.8
Antonio McDyess	F	11.4

Top Two Reserves

Jamal Faulkner	F	13.5
Walter Pitts	G	5.9

1992-93

Starters	Pos.	PPG
James Robinson	G	20.6
Shon Peck-Love	G	6.6
Marvin Orange	G	4.3
Jason Caffey	F	14.5

Andre Perry	F	8.9
-------------	---	-----

Top Two Reserves

Cedric Moore	F	6.6
Walter Pitts	G	4.8

1991-92

Starters	Pos.	PPG
James Robinson	G	19.4
Latrell Sprewell	G	17.8
Elliot Washington	G	1.8
Robert Horry	F	15.8
Cedric Moore	F	8.3

Top Two Reserves

Andre Perry	F	9.6
Dennis Miller	G	3.6

1990-91

Starters	Pos.	PPG
Gary Waites	G	10.4
Latrell Sprewell	G	8.9
Brian Lancaster	G	1.4
Melvin Cheatum	F	16.5
Robert Horry	F	11.9

Top Two Reserves

James Robinson	G	16.8
Marcus Webb	F	5.5

1989-90

Starters	Pos.	PPG
Gary Waites	G	4.7
James Sanders	G	8.1
Melvin Cheatum	F	15.7
Robert Horry	F	13.1
David Benoit	C	10.5

Top Two Reserves

Keith Askins	G	9.9
Marcus Webb	F	4.1

1988-89

Starters	Pos.	PPG
Alvin Lee	G	13.0
Gary Waites	G	7.0
Michael Ansley	F	20.3
David Benoit	F	10.8
Melvin Cheatum	F	6.7

Top Two Reserves

Keith Askins	F	7.8
Robert Horry	F	6.5

1987-88

Starters	Pos.	PPG
Craig Dudley	G	9.5
Gary Waites	G	2.7
Michael Ansley	F	18.1
Melvin Cheatum	F	9.5
Keith Askins	C	5.7

Top Two Reserves

Alvin Lee	G	15.4
William DeVaughn	C	2.8

1986-87

Starters	Pos.	PPG
Terry Coner	G	18.6
Mark Gottfried	G	10.3
Jim Farmer	F	16.5
Michael Ansley	F	11.0
Derrick McKey	C	18.6

Top Two Reserves

James Jackson	G	7.3
Keith Askins	F	2.9

1985-86

Starters	Pos.	PPG
Terry Coner	G	10.9
Mark Gottfried	G	6.9
Buck Johnson	F	20.7
Jim Farmer	F	12.8
Derrick McKey	C	13.6

Top Two Reserves

Michael Ansley	F	5.9
James Jackson	G	4.1

1984-85

Starters	Pos.	PPG
Terry Coner	G	11.8
Mark Gottfried	G	8.4
Jim Farmer	G	6.3
Buck Johnson	F	16.0
Bobby Lee Hurt	C	12.8

Top Two Reserves

Derrick McKey	F	5.1
Darrell Neal	F	4.7

1983-84

Starters	Pos.	PPG
Terry Williams	G	14.3
Eric Richardson	G	10.3
Buck Johnson	F	17.0
Darrell Neal	F	7.1
Bobby Lee Hurt	C	15.6

Top Two Reserves

Terry Coner	G	5.8
Craig Dudley	G	2.9

1982-83

Starters	Pos.	PPG
Ennis Whatley	G	15.2
Mike Davis	G	12.9
Buck Johnson	F	8.3
Cliff Windham	F	7.8
Bobby Lee Hurt	C	15.3

Top Two Reserves

Terry Williams	F	8.7
Eric Richardson	G	5.1

1981-82

Starters	Pos.	PPG
Ennis Whatley	G	12.1
Mike Davis	G	11.4
Eddie Phillips	F	15.5
Cliff Windham	F	7.0
Phillip Lockett	C	8.6

Top Two Reserves

Bobby Lee Hurt	C	10.2
Eric Richardson	G	6.9

1980-81

Starters	Pos.	PPG
Eddie Adams	G	12.1
Mike Davis	G	10.2
Ken Johnson	F	11.5
Eddie Phillips	F	17.0
Phillip Lockett	C	8.8

Top Two Reserves

Cliff Windham	F	4.4
Eric Richardson	G	3.8

1979-80

Starters	Pos.	PPG
Robert Scott	G	14.7
Mike Davis	G	5.4
Eddie Phillips	F	16.7
Ken Johnson	F	14.7

ALL-TIME STARTERS

Phillip Lockett	C	6.6
-----------------	---	-----

Top Two Reserves

Eddie Adams	G	7.1
Cliff Windham	F	2.2

1978-79

Starters	Pos.	PPG
Robert Scott	G	10.2
Joe Hancock	G	6.0
Eddie Phillips	F	14.5
Ken Johnson	F	10.7
Reggie King	C	22.6

Top Two Reserves

Eddie Adams	G	7.9
Phillip Lockett	C	3.9

1977-78

Starters	Pos.	PPG
Robert Scott	G	9.5
Anthony Murray	G	8.6
Reggie King	F	21.2
Ken Johnson	F	11.9
Chris Bragwell	C	3.8

Top Two Reserves

Kent Looney	G	8.5
Robert Chapman	F	3.0

1976-77

Starters	Pos.	PPG
T.R. Dunn	G	13.1
Anthony Murray	G	7.3
Reggie King	F	18.1
Keith McCord	F	5.2
Rickey Brown	C	16.1

Top Two Reserves

Robert Scott	G	9.2
Kent Looney	G	6.0

1975-76

Starters	Pos.	PPG
Anthony Murray	G	11.9
T.R. Dunn	G	9.7
Rickey Brown	F	11.5
Reggie King	F	10.9
Leon Douglas	C	20.6

Top Two Reserves

Keith McCord	F	4.6
Greg McElveen	G	3.7

1974-75

Starters	Pos.	PPG
Charles Cleveland	G	15.6
Anthony Murray	G	6.5
T.R. Dunn	F	12.3
Charles Russell	F	15.3
Leon Douglas	C	20.7

Top Two Reserves

Rickey Brown	F	6.7
Johnny Dill	G	4.1

1973-74

Starters	Pos.	PPG
Ray Odums	G	12.6
T.R. Dunn	G	9.4
Charles Cleveland	F	17.1
Charles Russell	F	11.0
Leon Douglas	C	15.2

Top Two Reserves

Rickey Brown	F	7.3
Johnny Dill	G	4.5

1972-73

Starters	Pos.	PPG
Ray Odums	G	13.4
Charles Cleveland	G	14.9
Wendell Hudson	F	20.7
Glenn Garrett	F	7.8
Leon Douglas	C	12.7

Top Two Reserves

Paul Ellis	G	8.2
Johnny Dill	G/F	2.7

1971-72

Starters	Pos.	PPG
Ray Odums	G	14.6
Jimmy Hollon	G	7.7
Wendell Hudson	F	19.6
Glenn Garrett	F	8.8
Alan House	C	15.0

Top Two Reserves

Paul Ellis	G	8.6
Wendell Garner	F	5.5

1970-71

Starters	Pos.	PPG
Jimmy Hollon	G	15.0
Bobby Lynch	G	10.8
David Williams	F	7.5
Wendell Hudson	F	5.3/15.0
Alan House	C	17.9

Top Two Reserves

Ken Hogue	F	4.7
Paul Ellis	G	4.4

1969-70

Starters	Pos.	PPG
Jimmy Hollon	G	19.4
Bobby Lynch	G	10.9
Alan House	F	14.0
Ken Wilkie	F	7.0
Doug Gamble	C	9.0

Top Two Reserves

David Williams	F	9.2
Ken Hogue	F	5.3

1968-69

Starters	Pos.	PPG
Gary Elliot	G	18.4
Tommy Suits	G	10.1
Randy Hollingsworth	F	10.2
Rich Deepe	C	8.1

1967-68

Starters	Pos.	PPG
Mike Nordholz	G	20.0
Gary Elliot	G	16.3
Tom Jones	F	12.7
Randy Hollingsworth	F	11.5
Rich Deepe	C	9.6

Top Two Reserves

David White	G	2.5
Cliff Johnson	C	1.1

1966-67

Starters	Pos.	PPG
Mike Nordholz	G	21.0
Gary Elliot	G	13.2
Guy Turner	F	16.6
Tom Jones	F	9.1
Rich Deepe	C	7.9

Top Two Reserves

Burt Caldwell	F/C	4.3
Jerry Ludwig	G	3.6

1965-66

Starters	Pos.	PPG
Mike Norholdz	G	18.4
Ken Moses	G	8.3
Guy Turner	F	14.9
Tom Jones	F	7.5
Harry Hammonds	C	14.4

Top Two Reserves

Gene Schumacher	F	8.2
Jerry Ludwig	G	4.7

1964-65

Starters	Pos.	PPG
Bob Hickey	G	6.0
Charlie Perry	G	10.3
Harry Hammonds	F	12.9
Gene Schumacher	F	12.2
Bob Andrews	C	19.3

Top Two Reserves

Bambi Howland	F	4.8
Ken Moses	G	4.2

1963-64

Starters	Pos.	PPG
Ken Moses	G	8.0
Charlie Perry	G	13.3
J.W. Berry	F	14.3
Bambi Howland	F	4.8
Bob Andrews	C	13.9

Top Two Reserves

Bob Hickey	G	5.5
Gene Schumacher	F	4.7

1962-63

Starters	Pos.	PPG
Charlie Perry	G	11.8
Hinton Butler	G	12.4
Booth	F	11.7
J.W. Berry	F	6.6
Bob Andrews	C	15.7

Top Two Reserves

Reese Carr		5.4
Bill McCoy		1.7

1961-62

Starters
No available record of starters

1960-61

Starters	Pos.
Darrell Estes	G
Ron McKinney	G
Hinton Butler	G
Henry Hoskins	F
Larry Pennington	C

Top Two Reserves

Howard Smith	C
Gary Blagburn	F


RECORDS & HISTORY

ALABAMA IN THE NBA

Alabama has a long and storied tradition of preparing players to compete at the highest level, with more than 20 former Crimson Tide student-athletes using their experience at the Capstone to build successful NBA careers. Alabama has seen its stars go on to win 10 NBA Championships, six All-Star selections, six All-Defensive Team honors, three All-Rookie honors and more than \$390 million in career earnings on the NBA hardwood. All told, Alabama players have gone on to suit up in more than 10,000 NBA games and scored more than 90,000 all-time points.

ALABAMA'S SEVEN-TIME NBA WORLD CHAMPION

Any discussion of Alabama's place in the NBA begins and ends with seven-time NBA world champion Robert Horry. Horry starred at Alabama from 1989-92 before the Houston Rockets selected him with the 11th pick of the 1992 draft. Two years later, he helped lead Houston to the first of back-to-back titles before moving on to Los Angeles, where he helped the Lakers win three consecutive titles in 2000, 2001 and 2002. Three seasons later he was with the San Antonio Spurs when they won titles in 2005 and 2007. Only six players in NBA history have won more titles than Horry and he is the first player since 1976 to win more than six titles. He also is one of only two players in NBA history to play for three different franchises that won NBA titles. Horry finished his career as the NBA all-time leader in playoff games, appearing in 244 games, seven more than Kareem Abdul-Jabbar. Along the way, he set the NBA Finals record for steals in a game with seven against the Orlando Magic in the 1995 Finals. His 261 three-pointers in playoff action rank as the second-most in NBA playoff history while his 40 in the Finals are the NBA record.



Robert Horry's NBA Titles: Houston Rockets (1994, 1995); Los Angeles Lakers (2000, 2001, 2002) and San Antonio Spurs (2005, 2007).



Mo Williams won his first career NBA title with the 2016 Cleveland Cavaliers.

NBA HONORS AND AWARDS

Alabama has developed a legacy of producing top-tier NBA talent, with four Tide players going on to play in a total of seven NBA All-Star Games. Latrell Sprewell leads the way, garnering All-Star selections in 1994, 1995, 1997 and 2001. His 1994 All-Star selection was the first by a former Crimson Tide player but not the last, as he was joined in 2001 by Antonio McDyess. In 2009, Mo Williams became another Alabama product to put on an All-Star jersey while in 2010 Gerald Wallace became the first Charlotte Bobcat to earn the honor.

GERALD WALLACE
2010 NBA All-Star

MO WILLIAMS
2009 NBA All-Star

ANTONIO McDYESS
1996 All-Rookie Team
2000 – Olympic Gold Medalist
2001 NBA All-Star

LATRELL SPREWELL
1993 All-Rookie Team
1994 First Team All-NBA
1994 All-Defensive Team
1994 NBA All-Star
1995 First Team All-NBA
1995 NBA All-Star
1997 NBA All-Star
2001 NBA All-Star

ALABAMA'S ALL-TIME NBA ROSTER

MICHAEL ANSLEY 1989-91
Orlando Magic, Philadelphia 76ers, Charlotte Hornets

KEITH ASKINS 1990-98
Miami Heat

DAVID BENOIT 1991-2000
Utah Jazz, New Jersey Nets, Orlando Magic

JASON CAFFEY 1995-2002
Chicago Bulls, Golden State Warriors, Milwaukee Bucks

JERMAREO DAVIDSON 2007-09
Charlotte Bobcats, Golden State Warriors

LEON DOUGLAS 1976-82
Detroit Pistons, Kansas City Kings

T.R. DUNN 1977-90
Portland Trailblazers, Denver Nuggets, Phoenix Suns, Charlotte Hornets

ALONZO GEE 2009-2017
Washington Wizards, San Antonio Spurs, Cleveland Cavaliers, Houston Rockets, New Orleans Pelicans, Denver Nuggets

JIM FARMER 1987-93
Dallas Mavericks, Utah Jazz, Seattle SuperSonics, Minnesota Timberwolves, Philadelphia 76ers, Milwaukee Bucks, Denver Nuggets

JAMYCHAL GREEN 2014-present
San Antonio Spurs, Memphis Grizzlies

RICHARD HENDRIX 2008
Golden State Warriors

ROBERT HORRY 1992-2007
Houston Rockets, Phoenix Suns, Los Angeles Lakers, San Antonio Spurs

BUCK JOHNSON 1986-92
Houston Rockets, Washington Bullets

REGGIE KING 1979-84
Kansas City Kings, Seattle SuperSonics

ANTONIO McDYESS 1995-2011
Phoenix Suns, Denver Nuggets, New York Knicks, Detroit Pistons, San Antonio Spurs

DERRICK McKEY 1987-2001
Seattle SuperSonics, Indiana Pacers, Philadelphia 76ers

EDDIE PHILLIPS 1982
New Jersey Nets

JAMES ROBINSON 1993-2000
Portland Trailblazers, Los Angeles Clippers, Minnesota Timberwolves

ROY ROGERS 1996-99
Vancouver Grizzlies, Boston Celtics, Toronto Raptors, Houston Rockets, Cleveland Cavaliers, Denver Nuggets

CARL SCHAEFFER 1949-50
Providence Steamrollers

COLLIN SEXTON 2018-present
Cleveland Cavaliers

LATRELL SPREWELL 1992-2004
Golden State Warriors, New York Knicks, Minnesota Timberwolves

GERALD WALLACE 2001-16
Sacramento Kings, Charlotte Bobcats, Portland Trailblazers, New Jersey Nets, Brooklyn Nets, Boston Celtics

ERIC WASHINGTON 1997-98
Denver Nuggets, Boston Celtics

MARCUS WEBB 1992
Boston Celtics

ENNIS WHATLEY 1983-96
Chicago Bulls, Cleveland Cavaliers, San Antonio Spurs, Washington Bullets, Atlanta Hawks, Los Angeles Clippers, Portland Trailblazers

MO WILLIAMS 2003-16
Milwaukee Bucks, Cleveland Cavaliers, Los Angeles Clippers, Utah Jazz, Portland Trailblazers, Minnesota Timberwolves, Cleveland Cavaliers

RECORDS & HISTORY

ALABAMA IN THE NBA DRAFT

- The Crimson Tide has been a fixture in the NBA draft since 1973 with an Alabama player being selected in 24 of the drafts. Alabama has produced 15 first-round draft picks, five of them coming in the 1980s when Alabama had a player drafted in all but two drafts during the decade.
- Alabama has seen two or more of its players selected in the same draft 10 times. In 1987, the Tide sent four players to the NBA:

Derrick McKey – Seattle SuperSonics
 Terry Coner – Atlanta Hawks
 Jim Farmer – Dallas Mavericks
 Mark Gottfried – Detroit Pistons

ALABAMA NBA DRAFT SUMMARY

15
 First Round Draft Picks

43
 All-Time NBA Draft Picks

4
 Top 10 Draft Picks

Antonio McDyess (No. 2 in 1995)
 Leon Douglas (No. 4 in 1976)
 Collin Sexton (No. 8 in 2018)
 Derrick McKey (No. 9 in 1987)



Collin Sexton was the No. 8 overall pick in the 2018 NBA Draft.

ALABAMA'S ALL-TIME NBA DRAFT PICKS

2018		
Collin Sexton	Cleveland Cavaliers	1st Round (8th overall)
2008		
Richard Hendrix	Golden State	2nd Round
2007		
Jermareo Davidson	Golden State	2nd Round
2003		
Mo Williams	Utah	2nd Round
2002		
Rod Grizzard	Washington	2nd Round
2001		
Gerald Wallace	Sacramento	1st Round (24th overall)
1997		
Eric Washington	Orlando	2nd Round
1996		
Roy Rogers	Vancouver	1st Round (22nd overall)
1995		
Antonio McDyess	L.A. Clippers	1st Round (2nd overall)
Jason Caffey	Chicago	1st Round (20th overall)
1993		
James Robinson	Portland	1st Round (21st overall)
1992		
Robert Horry	Houston	1st Round (11th overall)
Latrell Sprewell	Golden State	1st Round (24th overall)
1989		
Michael Ansley	Orlando	2nd Round
1987		
Derrick McKey	Seattle	1st Round (9th overall)
Jim Farmer	Dallas	1st Round (20th overall)
Terry Coner	Atlanta	2nd Round
Mark Gottfried	Detroit	7th round
1986		
Buck Johnson	Houston	1st Round (20th overall)
1985		
Bobby Lee Hurt	Golden State	2nd Round
1984		
Eric Richardson	San Antonio	5th Round
Terry Williams	Seattle	3rd Round

1983		
Ennis Whatley	Kansas City	1st Round (13th overall)
Mike Davis	Milwaukee	2nd Round
1982		
Eddie Phillips	New Jersey	1st Round (21st overall)
Phillip Locket	Portland	3rd Round
1980		
Robert Scott	Golden State	4th Round
1979		
Reggie King	Kansas City	1st Round (18th overall)
1978		
Anthony Murray	Philadelphia	7th Round
1977		
T.R. Dunn	Portland	2nd Round
Rickey Brown	Portland	3rd Round
1976		
Leon Douglas	Detroit	1st Round (4th Overall)
1975		
Charles Cleveland	Philadelphia	3rd Round
Charles Russell	L.A. Lakers	5th Round
1973		
Wendell Hudson	Chicago	2nd Round
1965		
Bob Andrews	L.A. Lakers	11th Round
1958		
Jim Fulmer	Cincinnati	5th Round
1956		
George Linn	Boston	
Jerry Harper	New York	
1952		
Paul Sullivan	New York	
Bryant Ivey	Rochester	
1949		
Carl Schaeffer	Providence	



JaMYCHAL GREEN

JaMychal Green has seen his most extensive playing time in the NBA over the last three seasons (2015-18) with the Memphis Grizzlies where he has played 209 total games and made 144 starts over that span. In the last two seasons alone, Green has seen action in 132 games and made 129 starts. During the 2016-17 campaign, Green played in 77 games, while starting 75. He averaged 8.9 points and 7.1 rebounds per game that season, earning Green a multi-year extension which he signed on August, 2017. Injuries limited him to just 55 games played last season, starting 54 times, but managed to average a near double-double with 10.3 points and 8.4 rebounds per game in 2017-18. Green, who was named an NBDL Futures All-Star while playing for the Austin Toros early in the 2014-15 season, signed his first 10-day NBA contract with the San Antonio Spurs on Jan. 18, 2015. After that expired, Green returned to the Toros and was then signed by the Grizzlies to a pair of 10-day contracts in February, 2015. Following the expiration of his second 10-day deal, Memphis inked Green to a multi-year deal. Green played in a total of 29 contests during his rookie year in the league, which included five games played in the NBA Playoffs against eventual NBA champions Golden State. Green played the 2013-14 season for Roanne in the French Pro A League. While there, the Montgomery, Ala., native averaged 11.8 points and 6.6 rebounds a game, while shooting 53 percent from the field.



COLLIN SEXTON

Collin Sexton was selected by the Cleveland Cavaliers as the eighth overall pick at the 2018 National Basketball Association Draft. Sexton became the 15th Alabama player to be chosen in the first round and the fourth top-10 selection in program history, joining Antonio McDyess (No. 2 overall in 1995), Derrick McKey (No. 9 overall in 1987) and Leon Douglas (No. 4 overall in 1976). With his selection, the former freshman phenom became the first Crimson Tide men's basketball player selected in the NBA Draft since Richard Hendrix was chosen in the second round in 2008 and the first Alabama player since Gerald Wallace in 2001 (No. 25 overall) to be selected in the first round.



ALABAMA FORMER NBA PLAYER CAPSULES

**MICHAEL ANSLEY**

Michael Ansley began his career with the Orlando Magic, playing with the team for two years. In his rookie season, Ansley ranked third among 1989 draft picks in scoring (8.7 points per game) and fifth among rookies in rebounding (5.1 rebounds per game). After two years with the Magic, Ansley continued his playing career with the Birmingham Bandits (CBA) for one season in 1992, when he averaged 34.9 points per game and 11.1 rebounds per game. Following his season with the Bandits, Ansley spent time with the NBA's Philadelphia 76ers, Milwaukee Bucks and Charlotte Hornets.

**DAVID BENOIT**

David Benoit played eight seasons in the NBA, six of them with the Utah Jazz. Benoit signed with the Jazz in 1991 and played six years with the club, averaging 7.4 points. Benoit played the 1997-98 seasons with New Jersey and Orlando before moving overseas to play for Maccabi Tel Aviv in Israel for two seasons, then returning to the Jazz in 2000-01. He began his professional career in Spain, where he was the league's rookie of the year in 1991 before moving on to the NBA, where he ultimately appeared in 57 playoff games.

**KEITH ASKINS**

Keith Askins spent nine seasons in the NBA, all with the Miami Heat. After his retirement in 2000, Askins continued his tenure with the Heat when he signed on to become an assistant coach and scout. During this time, the Heat won the 2006 NBA Championship. As a player, Askins received the Heat's team Leadership Award for the 1994-1995 and 1995-1996 seasons. He still ranks among Miami's all-time leaders in games played, three-point field goals and rebounds. Askins served as a captain for the Heat four straight seasons from 1995-99.

**JASON CAFFEY**

Jason Caffey's NBA career was highlighted by his two NBA championships with the Chicago Bulls in 1996 and 1997. Caffey was drafted by the Bulls in 1995 and averaged 9.6 minutes per game his rookie season before starting 19 games in his second season. During his run with the dominant Bulls, Caffey played in 35 NBA playoff games. He later played for the Golden State Warriors and Milwaukee Bucks, eventually retiring in December 2003. Caffey had his best professional season for Golden State during 1999-2000 when he averaged 12.0 points and 6.8 rebounds per game.

ALABAMA FORMER NBA PLAYER CAPSULES



JERMAREO DAVIDSON

Jermareo Davidson saw limited action in the NBA, playing 38 games with Charlotte in 2007-08 and 14 with Golden State before being sidelined with an injury in 2008-09. Prior to suffering the season-ending injury, he posted one of his best professional games with 11 points and 10 rebounds against Detroit. Between stops with Charlotte and Golden State, Davidson spent time with the Idaho Stampede and Sioux Falls Skyforce of the NBA D-League.



T.R. DUNN

T.R. Dunn played 14 seasons in the NBA, spending time with the Portland Trailblazers, Denver Nuggets and Phoenix Suns. He was named to the NBA All-Defensive team three times (1983, 84, 85) and ranks second all-time in the Nuggets career steals ranks with 1,070. Dunn played in 993 career games and missed only six games from 1979-1988. Following his retirement, he has been successful in the coaching ranks, serving as an assistant with Denver, Charlotte, the Charlotte Sting of the WNBA, Sacramento and most recently was an assistant with the Houston Rockets. Dunn's defensive legacy as an NBA player included being regarded as one of the toughest defenders ever to guard Michael Jordan.



LEON DOUGLAS

Leon Douglas was Alabama's first NBA first-round draft pick in 1976, when he was chosen by the Detroit Pistons fourth overall. Douglas played four seasons in Detroit, averaging double figures twice before signing and playing three seasons for the Kansas City Kings. Over his seven years in the NBA, Douglas averaged 9.6 points and 7.9 rebounds. After his NBA career, he played professionally in Europe.



JIM FARMER

Jim Farmer was drafted in the first round of the 1987 draft by the Dallas Mavericks. He spent five seasons in the NBA, playing with the Mavericks, Utah Jazz, Seattle SuperSonics, Philadelphia 76ers, Milwaukee Bucks and Denver Nuggets. He continued his playing career in the CBA in 1992 with the Birmingham Bandits, as one of that league's top players before returning to the NBA for a season split between Milwaukee and Denver. Farmer played in 136 career games and averaged 5.3 points per game.

ALABAMA FORMER NBA PLAYER CAPSULES

**ALONZO GEE**

Alonzo Gee spent parts of the 2016-17 season with the Denver Nuggets and New Orleans Pelicans. In addition to stints with the San Antonio Spurs (2010-11), Washington Wizards (2010-11) and Cleveland Cavaliers (2010-11, 2011-14), the Nuggets is Gee's sixth NBA team. Gee went undrafted out of college and signed his first NBA contract with Washington on March 7, 2010. After stints with the Wizards and Spurs, Gee signed with Cleveland where he spent four seasons. Gee steadily improved throughout the time with the Cavaliers (2010-14). In 2010-11, Gee started 29 of the 40 games and averaged 24.3 minutes and 7.4 points. He bettered his numbers in 2011-12 by averaging 10.6 points and 5.1 rebounds per game, his highest averages since entering the league, in 29.0 minutes of action, with starts in 31 of 63 games. Gee had his best pro season in 2012-13, as he started all 82 contests while averaging 10.3 points, 3.9 rebounds and a career-best 31.0 minutes.

**RICHARD HENDRIX**

Richard Hendrix was selected in the second round of the 2008 NBA Draft by the Golden State Warriors. Hendrix was unable to secure a roster spot with the Warriors but became one of the top players in the NBA D-League with the Dakota Wizards, finishing second in the league in rebounding and earning league all-star honors. Following his season in the D-League and time spent on the Warriors summer league roster, Hendrix played in Spain's top professional league and earned rookie of the year honors in the league for 2010.

**BUCK JOHNSON**

Buck Johnson played 16 years of professional basketball, splitting time between the NBA and Europe. During his seven-year NBA career, he spent six years with the Houston Rockets and one with the Washington Bullets. In five of his seasons in Houston, Johnson helped lead the Rockets to the playoffs. Over the course of his NBA career, he scored 4,617 points, averaging 9.2 per game. During his time in Europe, Johnson was a perennial all-star.

**ROBERT HORRY**

Robert Horry's career is highlighted by seven NBA championships that he won with three different teams during his 16 years in the league. Horry became the second player in NBA history to win a championship with three different teams, including three with the Lakers (2000, 01, 02), two with the Rockets (1994, 95) and two with the Spurs (2005, 07). He participated in an NBA-record 244 career playoff games and set the record for most 3-point field goals in Finals history (40). Horry, drafted by the Houston Rockets, was the first Rockets rookie since Hakeem Olajuwon to average double figures in points.

**REGGIE KING**

Reggie King was drafted in the first round by the NBA's Kansas City Kings and played there for four years before wrapping up his career with two seasons in Seattle. For his career, King averaged 8.9 points per game and 6.2 rebounds in 438 total games. His second season in the league was his best, averaging 14.9 points and 9.7 rebounds in 81 total games. In 15 playoff games that year, King averaged 21.3 points and 9.9 rebounds per game.

ALABAMA FORMER NBA PLAYER CAPSULES



ANTONIO McDYESS

Antonio McDyess started his career with the Denver Nuggets after being traded by the Clippers on draft day. In his rookie season, McDyess earned a spot on the 1996 NBA All-Rookie First Team averaging 13.4 points and 7.5 rebounds per game. In 1999, he was named to the All-NBA Third-Team for that season. He earned a spot on the 2001 NBA All-Star Team and was a part of the gold-medal-winning U.S. Men's National Team at the 2000 Olympics in Sydney, Australia. After a five-year tenure with the Detroit Pistons, McDyess signed a free-agent contract with San Antonio in 2009. He played in his 1,000th career game on March 9, 2011, getting the start against his former team, the Detroit Pistons. McDyess was waived by the Spurs on Dec. 19, 2011, ending his 17-year career in the league.



DERRICK McKEY

Derrick McKey was drafted in the 1987 first round by the Seattle SuperSonics and in that initial season he was named to the NBA All-Rookie Team. He averaged double figures in scoring eight straight seasons, from 1988-89 to 1995-96. McKey was named to the NBA All-Defensive second-team in 1995 and 1996. He appeared in 142 career NBA playoff games and reached the NBA Finals in 2000 with the Indiana Pacers. By the end of his career, McKey had accumulated 10,266 total points across 15 seasons.



EDDIE PHILLIPS

Eddie Phillips was drafted in the 1982 first round by the New Jersey Nets. He played 48 games in one season with the Nets, averaging 3.2 points and 1.6 rebounds to help the Larry Brown-coached Nets make a playoff appearance.



JAMES ROBINSON

James Robinson was picked 21st overall in the 1993 draft by the Portland Trailblazers. Throughout his seven seasons in the NBA, Robinson spent time with Portland, the Minnesota Timberwolves, Los Angeles Clippers and Orlando Magic. In the 1996-97 season, he led the Timberwolves in three-point percentage (.382) and tied for the team-lead in three-pointers made (102). Robinson once scored 23 points in only 10 minutes in a game against the Cleveland Cavaliers (Dec. 30, 1996).



ROY ROGERS

Roy Rogers' career was limited by a knee injury, but he still managed to see action with seven different NBA teams. In his 1996-97 rookie season with the Vancouver Grizzlies, Rogers led the team in blocked shots with 163. He ended his career in 2000, after spending time with Vancouver, the Boston Celtics, Toronto Raptors, Houston Rockets, Cleveland Cavaliers and Denver Nuggets. He also played four professional seasons in Europe from 2000-04, for teams in Russia, Italy, Greece and Poland.

ALABAMA FORMER NBA PLAYER CAPSULES

**LATRELL SPREWELL**

Latrell Sprewell remains Alabama's most accomplished NBA player, with 16,712 career points. In his rookie season, Sprewell was the first Warrior to total 1,000 points, 250 rebounds, 250 assists, 100 steals and 50 blocks in a season. During his time with the Warriors, he led the team in scoring four straight seasons including a career-high 24.2 points per game average during the 1996-97 season. At 23, Sprewell became the youngest player since Isaiah Thomas (1984) selected to the All-NBA first team. He also made the team in 1994. Sprewell was voted to four NBA All-Star teams (1994, 1995, 1997, 2001).

**ERIC WASHINGTON**

Eric Washington ranked fourth among NBA rookies in 1997-98 with 44 three-point shots made and fifth in three-point percentage (.321). In his first career NBA start, Washington scored what ended up being his career-high 22 points and had three rebounds against Seattle on Dec. 18, 1997. Washington spent time with the Orlando Magic, Denver Nuggets and Boston Celtics, finishing his career with a 6.9 points per game average.

**GERALD WALLACE**

Gerald Wallace was drafted at age 19 by the Sacramento Kings, making him the youngest player in the franchise's 62-year history. In 2002, his rookie year, Wallace placed second in the NBA Dunk Contest. He spent three seasons with the Kings before being selected by the Charlotte Bobcats in the 2004 Expansion Draft. As a member of the Bobcats, Wallace became the franchise's first NBA All-Star in 2010. Wallace was traded the next year to Portland, where he finished out the season averaging 15.8 points and 7.6 rebounds per game. Wallace played a total of 832 games for six teams (Sacramento, Charlotte, Boston, New Jersey, Brooklyn and Portland). He finished with career averages of 11.9 points, 5.8 rebounds and 2.1 assists, in 29.7 minutes per game.

**ENNIS WHATLEY**

Ennis Whatley originally was drafted in the first round by the Kansas City Kings but was traded that same day to the Chicago Bulls. He made his NBA debut with the Bulls in 1984. By the end of his career, Whatley had played for six teams. Of these six teams, one was the 1991-92 Western Conference champion Portland Trailblazers, who went on to lose the NBA Finals in six games versus Whatley's original team, the Chicago Bulls.

**MO WILLIAMS**

Mo Williams played with seven different teams during his 15-year NBA career (2003-16), highlighted by winning the 2016 NBA Championship with the Cleveland Cavaliers – the first title in franchise history. Williams was drafted in the second round by the Utah Jazz and played a total of 818 games, making 525 starts during his career. He played with the Utah Jazz (2003-04 and 2012-13), Milwaukee Bucks (2004-08), Cleveland Cavaliers (2008-11 and 2015-16), LA Clippers (2010-12), Portland Trailblazers (2013-14), Minnesota Timberwolves (2014-15) and Charlotte Hornets (2014-15) during his career. He would go on to score 10,759 points (13.2 ppg), dish out 3,990 assists (4.9 apg) and play a total of 23,872 minutes (29.2 mpg) during his illustrious career. During the 2008-09 season, Williams ranked third in the NBA in 3-point field goals made and fifth in free-throw percentage for the season while ranking second on the team in points per game and assists per game. He would go on to average double figures in 10 of the 15 seasons he played, before closing his career with the NBA title in 2016.

ALABAMA AND USA BASKETBALL



In addition to producing top-level NBA talent, Alabama also has a strong history of preparing players for international competition. Former Crimson Tide standouts not only have played professionally overseas, but they also have represented the United States in international tournaments.


Crimson Tide players have participated with various national teams at Pan-American Games and the Olympics. Alabama coaching legend C.M. Newton served as president of USA Basketball from 1992-96 and was instrumental in the creation the "Dream Team" for the 1992 Summer Olympics.



JaMYCHAL GREEN
2011 World University Games
2008 U18 National Team



KENNEDY WINSTON
2002 National Team Trials




ANTONIO McDYESS
2000 Olympic Team - Gold Medalist



C.M. NEWTON
1992-96 President - USA Basketball



DERRICK McKEY
1986 National Team



LEON DOUGLAS
1975 Pan-American Games

POST SEASON RECORDS

INSIDE

NCAA Results	168
NCAA Records	169
NCAA Box Scores	170-176
NIT Results	177
NIT Records	178



POSTSEASON HISTORY

NCAA APPEARANCES

1975	1992
1976	1994
1982	1995
1983	2002
1984	2003
1985	2004
1986	2005
1989	2006
1990	2012
1991	2018

SWEET 16

1976	1990
1982	1991
1985	2004
1986	

ELITE EIGHT

2004

NCAA TOURNAMENT RESULTS

2018 • NO. 9 SEED

Date	Round	Opponent	Seed	Location	W/L	UA	Opp.
March 15	Round of 64	Virginia Tech	8	Pittsburgh, Pa.	W	86	83
March 17	Round of 32	Villanova*	1	Pittsburgh, Pa.	L	58	81

2012 • NO. 9 SEED

March 16	Round of 64	Creighton	8	Greensboro, N.C.	L	57	58
----------	-------------	-----------	---	------------------	---	----	----

2006 • NO. 10 SEED

March 16	Round of 64	Marquette	7	San Diego, Calif.	W	90	85
March 18	Round of 32	UCLA	2	San Diego, Calif.	L	59	62

2005 • NO. 5 SEED

March 17	Round of 64	UW-Milwaukee	12	Cleveland, Ohio	L	73	83
----------	-------------	--------------	----	-----------------	---	----	----

2004 • NO. 8 SEED

March 18	Round of 64	Southern Illinois	9	Seattle, Wash.	W	65	64
March 20	Round of 32	Stanford	1	Seattle, Wash.	W	70	67
March 25	Sweet 16	Syracuse	5	Phoenix, Ariz.	W	80	71
March 27	Elite 8	Connecticut*	2	Phoenix, Ariz.	L	71	87

2003 • NO. 10 SEED

March 21	Round of 64	Indiana	7	Boston, Mass.	L	62	67
----------	-------------	---------	---	---------------	---	----	----

2002 • NO. 2 SEED

March 14	Round of 64	Florida Atlantic	15	Greenville, S.C.	W	86	78
March 16	Round of 32	Kent State	10	Greenville, S.C.	L	58	71

1995 • NO. 5 SEED

March 16	Round of 64	Penn	12	Baltimore, Md.	W OT	91	85
March 18	Round of 32	Oklahoma State	4	Baltimore, Md.	L	52	66

1994 • NO. 9 SEED

March 17	Round of 64	Providence	8	Lexington, Ky.	W	76	70
March 19	Round of 32	Purdue	1	Lexington, Ky.	L	73	83

1992 • NO. 5 SEED

March 19	Round of 64	Stanford	12	Cincinnati, Ohio	W	80	75
March 21	Round of 32	North Carolina	4	Cincinnati, Ohio	L	55	64

1991 • NO. 4 SEED

March 15	Round of 64	Murray State	13	Atlanta, Ga.	W	89	79
March 17	Round of 32	Wake Forest	5	Atlanta, Ga.	W	96	88
March 21	Sweet 16	Arkansas	1	Charlotte, N.C.	L	70	93

1990 • NO. 7 SEED

March 16	Round of 64	Colorado State	10	Long Beach, Calif.	W	71	54
March 18	Round of 32	Arizona	2	Long Beach, Calif.	W	77	55
March 23	Sweet 16	Loyola Marymount	11	Oakland, Calif.	L	60	62

1989 • NO. 6 SEED

March 17	Round of 64	South Alabama	11	Atlanta, Ga.	L	84	86
----------	-------------	---------------	----	--------------	---	----	----

1986 • NO. 5 SEED

March 14	Round of 64	Xavier	12	Charlotte, N.C.	W	97	80
March 16	Round of 32	Illinois	4	Charlotte, N.C.	W	58	56
March 20	Sweet 16	Kentucky	1	Atlanta, Ga.	L	63	68

1985 • NO. 7 SEED

March 15	Round of 64	Arizona	10	Albuquerque, N.M.	W	50	41
March 17	Round of 32	VCU	2	Albuquerque, N.M.	W	63	59
March 22	Sweet 16	N.C. State	3	Denver, Colo.	L	55	61

1984 • NO. 9 SEED

March 16	Round of 64	Illinois State	8	Lincoln, Neb.	L	48	49
----------	-------------	----------------	---	---------------	---	----	----

1983 • NO. 6 SEED

March 17	Round of 64	Lamar	11	Houston, Texas	L	50	73
----------	-------------	-------	----	----------------	---	----	----

1982 • NO. 4 SEED

March 14	Round of 32	St. John's	5	Uniondale, N.Y.	W	69	68
March 19	Sweet 16	North Carolina *	1	Raleigh, N.C.	L	69	74

1976

March 13	Round of 32	North Carolina		Dayton, Ohio	W	79	64
March 18	Sweet 16	Indiana *		Baton Rouge, La.	L	69	74

1975

March 15	Round of 32	Arizona State		Tempe, Ariz.	L	94	97
----------	-------------	---------------	--	--------------	---	----	----

* Eventual National Champion

ALABAMA NCAA TOURNAMENT TEAM RECORDS

POINTS

101	vs. New Orleans	March 14, 1987
97	vs. Xavier	March 14, 1986
96	vs. Wake Forest	March 17, 1991

POINTS ALLOWED

103	by Providence	March 19, 1987
97	by Arizona State	March 15, 1975
88	by Wake Forest	March 17, 1991

COMBINED POINTS

191	Arizona State 97, Alabama 94	March 15, 1975
185	Providence 103, Alabama 82	March 15, 1987
184	Alabama 96, Wake Forest 88	March 17, 1991

FEWEST POINTS

48	vs. Illinois State	March 16, 1984
50	vs. Arizona	March 15, 1985
50	vs. Lamar	March 17, 1983

FEWEST POINTS ALLOWED

41	by Arizona	March 15, 1985
49	by Illinois State	March 16, 1984
54	by Colorado State	March 16, 1990

FIELD GOAL ATTEMPTS

83	vs. Arizona State	March 15, 1975
75	vs. Penn	March 16, 1995
72	vs. Wake Forest	March 17, 1991

FIELD GOALS MADE

43	vs. Xavier	March 14, 1986
40	vs. New Orleans	March 14, 1987
40	vs. Arizona State	March 15, 1975

FIELD GOAL PERCENTAGE

.727	vs. New Orleans	March 14, 1987
.672	vs. Xavier	March 14, 1986
.622	vs. Colorado State	March 16, 1990

THREE-POINT ATTEMPTS

28	vs. North Carolina	March 21, 1992
23	vs. Marquette	March 16, 2006
23	vs. Providence	March 19, 1987
23	vs. UW-Milwaukee	March 17, 2005

THREE-POINTERS MADE

12	vs. Marquette	March 16, 2006
9	vs. Stanford	March 19, 1992
9	vs. Wake Forest	March 17, 1991
9	vs. North Carolina A&T	March 12, 1987
9	vs. Syracuse	March 25, 2004
9	vs. Wisconsin-Milwaukee	March 17, 2005

THREE-POINT PERCENTAGE

.818	vs. North Carolina A&T (9-of-11)	March 12, 1987
.727	vs. Colorado State (8-of-11)	March 16, 1990
.636	vs. New Orleans (7-of-11)	March 14, 1987

FREE THROWS ATTEMPTED

44	vs. Stanford	March 20, 2004
37	vs. St. John's	March 14, 1982
31	vs. Marquette	March 16, 2006

FREE THROWS MADE

27	vs. Florida Atlantic	March 14, 2002
22	vs. Marquette	March 16, 2006
21	vs. Providence	March 19, 1987

FREE THROW PERCENTAGE (MIN. 20 ATTS)

.900	vs. Florida Atlantic (27-of-30)	March 14, 2002
.875	vs. Providence (21-of-24)	March 19, 1987
.826	vs. Syracuse (19-of-23)	March 25, 2004

REBOUNDS

53	vs. Arizona State	March 15, 1975
49	vs. North Carolina	March 13, 1976
40	vs. Arizona	March 18, 1990
40	vs. Loyola-Marymount	March 23, 1990

ASSISTS

24	vs. Wake Forest	March 17, 1991
23	vs. Murray State	March 15, 1991
23	vs. Arizona	March 18, 1990

BLOCKS

8	vs. Stanford	March 20, 2004
8	vs. Arizona State	March 15, 1997
7	vs. Penn	March 16, 1995
7	vs. Purdue	March 19, 1994
7	vs. VCU	March 17, 1985

STEALS

13	vs. Loyola Marymount	March 23, 1990
11	vs. Syracuse	March 25, 2004
10	vs. North Carolina A&T	March 12, 1987

PERSONAL FOULS

32	vs. Lamar	March 17, 1983
27	vs. North Carolina	March 19, 1982
26	vs. Providence	March 19, 1987

COMBINED PERSONAL FOULS

56	vs. Arizona State	March 15, 1975
50	vs. Providence	March 19, 1987
50	vs. St. John's	March 14, 1982

MARGIN OF VICTORY

25	Alabama 101, New Orleans 76	March 14, 1987
22	Alabama 77, Arizona 55	March 18, 1990
17	Alabama 71, Colorado State 54	March 16, 1990
17	Alabama 88, N.C. A&T 71	March 12, 1987

MARGIN OF DEFEAT

23	Villanova 81, Alabama 58	March 17, 2018
23	Lamar 73, Alabama 50	March 17, 1983
23	Arkansas 93, Alabama 70	March 21, 1991
21	Providence 103, Alabama 82	March 19, 1987

ALABAMA NCAA TOURNAMENT INDIVIDUAL RECORDS

POINTS

39	Antonio McDyess vs. Penn	March 16, 1995
35	Leon Douglas vs. North Carolina	March 13, 1976
33	Mo Williams vs. Florida Atlantic	March 14, 2002

FIELD GOAL ATTEMPTS

25	Michael Ansley vs. South Alabama	March 17, 1989
24	Antonio McDyess vs. Penn	March 16, 1995
23	Leon Douglas vs. North Carolina	March 13, 1976
23	James Robinson vs. North Carolina	March 21, 1992

FIELD GOALS MADE

16	Antonio McDyess vs. Penn	March 16, 1995
16	Leon Douglas vs. North Carolina	March 13, 1976
12	Jim Farmer vs. N.C. A&T	March 12, 1987
12	Leon Douglas vs. Arizona State	March 15, 1975
12	Michael Ansley vs. South Alabama	March 17, 1989

FIELD GOAL PERCENTAGE (MIN 10 ATTS)

.833	Derrick McKey vs. UNO (10-of-12)	March 14, 1987
.800	Terry Coner vs. UNO (8-of-10)	March 14, 1987
.800	Bobby Lee Hurt vs. VCU (8-of-10)	March 17, 1985

THREE-POINT ATTEMPTS

13	James Robinson vs. North Carolina	March 21, 1992
11	Jean Felix vs. Marquette	March 16, 2006
10	Latrell Sprewell vs. Stanford	March 19, 1992

THREE-POINTERS MADE

8	Jean Felix vs. Marquette	March 16, 2006
6	John Petty vs. Virginia Tech	March 15, 2018
6	Robert Horry vs. Colorado State	March 16, 1990
5	Marvin Orange vs. Providence	March 17, 1994
5	Latrell Sprewell vs. Stanford	March 19, 1992
5	Gary Waites vs. Wake Forest	March 17, 1991

THREE-POINT PERCENTAGE

1.000	Mo Williams vs. FAU (3-of-3)	March 14, 2002
.833	Gary Waites vs. Wake Forest (5-of-6)	March 17, 1991
.800	Jim Farmer vs. N.C. A&T (4-of-5)	March 12, 1987
.800	Ronald Steele vs. UW-Milwaukee (4-of-5)	March 17, 2005

FREE THROW ATTEMPTS

15	Kennedy Winston vs. Stanford	March 20, 2004
14	Collin Sexton vs. Virginia Tech	March 15, 2018
14	Earnest Shelton vs. Stanford	March 20, 2004
14	Leon Douglas vs. Arizona State	March 15, 1975
13	Mo Williams vs. Florida Atlantic	March 14, 2002

FREE THROWS MADE

12	Mo Williams vs. Florida Atlantic	March 14, 2002
11	Earnest Shelton vs. Stanford	March 20, 2004
10	Collin Sexton vs. Virginia Tech	March 15, 2018
10	Kennedy Winston vs. Stanford	March 20, 2004
10	Eddie Phillips vs. St. John's	March 14, 1982

FREE THROW PERCENTAGE

1.000	E. Shelton vs. Syracuse (8-of-8)	March 25, 2004
1.000	L.Sprewell vs. Wake Forest (7-of-7)	March 17, 1991
1.000	E. Phillips vs. St. John's (10-of-10)	March 14, 1982
1.000	Jim Farmer vs. Providence (8-of-8)	March 19, 1987
1.000	D. McKey vs. N.C. A&T (8-of-8)	March 12, 1987

REBOUNDS

21	Leon Douglas vs. Arizona State	March 15, 1975
19	Antonio McDyess vs. Penn	March 16, 1995
18	Antonio McDyess vs. Okla. State	March 18, 1995

ASSISTS

13	James Sanders vs. Arizona	March 18, 1990
10	Gary Waites vs. Wake Forest	March 17, 1991
10	Terry Coner vs. Illinois	March 16, 1987

BLOCKS

7	Leon Douglas vs. Arizona State	March 15, 1975
5	Derrick McKey vs. New Orleans	March 14, 1987

STEALS

5	Mark Gottfried vs. N.C. A&T	March 12, 1987
5	Earnest Shelton vs. Syracuse	March 25, 2004
4	Artie Griffin vs. Providence	March 17, 1994
4	Anthony Murray vs. North Carolina	March 13, 1976
4	T.R. Dunn vs. Arizona State	March 15, 1975

GAMES PLAYED

10	Terry Coner	1984-87
9	Robert Horry	1989-92
9	Jim Farmer	1985-87
9	Derrick McKey	1985-87
9	Mark Gottfried	1985-87

POSTSEASON HISTORY

ALABAMA NCAA TOURNAMENT BOX SCORES

1975
ARIZONA STATE 97 • ALABAMA 94
West Regional
University Activities Center • Tempe, Ariz.
March 15, 1975 (First Round)

ALABAMA	36	58	94
ARIZONA STATE	55	42	97

ALABAMA	94												
Player	FG	FT	REB	PTS	A	TO	B	S	MIN				
T. Dunn	9-18	3-5	7	21	1	5	0	4	39				
C. Russell	5-13	0-0	2	10	3	2	0	0	22				
L. Douglas	12-21	5-14	21	29	2	6	7	1	39				
C. Cleveland	8-19	2-2	13	18	3	6	0	1	38				
A. Murray	2-3	4-5	4	8	4	5	0	2	29				
R. Brown	3-8	0-1	3	6	4	0	1	1	21				
J. Dill	1-2	0-2	1	2	2	0	0	0	12				
Totals	40-83	14-29	53	94	19	24	8	9	200				

	1st	2nd	Total
FG %	39%	57%	48%
FT%	54%	44%	48%

ARIZONA STATE	97												
Player	FG	FT	REB	PTS	A	TO	B	S	MIN				
M. Moon	5-5	0-0	2	10	3	2	0	1	29				
L. Hollins	6-14	5-6	3	17	5	4	1	7	27				
S. Lloyd	8-11	2-3	8	18	1	2	1	0	28				
R. White	5-15	7-9	3	17	6	9	0	3	36				
J. Schrader	5-9	3-3	11	13	3	1	0	2	37				
G. Jackson	4-5	2-2	2	10	1	0	0	1	8				
J. Holliman	4-6	0-2	6	8	1	1	0	1	17				
N. Drayton	1-1	0-0	1	2	0	1	0	0	2				
K. Wright	1-3	0-0	3	2	0	1	0	0	11				
G. White	0-0	0-0	0	0	0	0	0	0	2				
R. Taylor	0-0	0-0	0	0	1	0	0	0	3				
Totals	39-69	19-25	41	97	21	21	2	15	200				

	1st	2nd	Total
FG %	56%	57%	57%
FT%	73%	80%	76%

1976
ALABAMA 79 • NORTH CAROLINA 64
Midwest Regional
Dayton Arena • Dayton, Ohio
March 13, 1976 (First Round)

NORTH CAROLINA	28	36	64
ALABAMA	40	39	79

NORTH CAROLINA	64												
Player	FG	FT	REB	PTS	A	TO	B	S	MIN				
Walter Davis	6-17	4-5	7	16	5	1	1	2	35				
Tommy LaGarde	9-16	4-4	11	22	2	0	0	0	29				
Mitch Kupchak	3-11	2-2	12	8	1	3	1	0	31				
Phil Ford	1-5	0-0	2	2	3	5	0	3	28				
John Kuester	3-8	0-0	1	6	5	4	0	2	33				
Bruce Buckley	2-4	0-1	0	4	0	1	0	0	10				
Dudley Bradley	1-5	0-0	0	2	3	2	0	0	9				
Tom Zaliagiris	0-2	0-0	0	0	0	0	0	0	4				
Dave Hanners	1-2	0-0	0	2	1	1	0	5	15				
Woody Coley	0-1	0-0	0	0	0	0	1	0	2				
Bill Chambers	1-2	0-0	0	2	0	0	0	0	3				
Keith Valentine	0-0	0-0	0	0	0	0	0	1	1				
Totals	27-73	10-12	36	64	21	17	2	13	200				

	1st	2nd	Total
FG %	33%	40%	37%
FT%	100%	67%	83%

ALABAMA	79												
Player	FG	FT	REB	PTS	A	TO	B	S	MIN				
Reggie King	6-11	1-2	11	13	1	4	0	0	36				
Rickey Brown	4-12	0-0	7	8	3	6	0	1	38				
Leon Douglas	16-23	3-5	17	35	1	5	3	0	37				
T.R. Dunn	3-7	0-0	6	6	6	2	1	1	38				
Anthony Murray	3-6	7-12	1	13	4	4	0	4	34				
Keith McCord	1-1	0-0	0	2	1	0	0	0	7				
Greg McElveen	0-2	2-2	1	2	0	0	0	0	10				
Totals	33-62	13-21	49	79	16	21	4	6	200				

	1st	2nd	Total
FG %	58%	48%	53%
FT%	33%	73%	62%

1976
INDIANA 74 • ALABAMA 69
Sweet 16
Assembly Center • Baton Rouge, La.
March 18, 1976 (Regional Semifinal)

ALABAMA	29	40	69
INDIANA	37	37	74

ALABAMA	69												
Player	FG	FT	REB	PTS	A	TO	B	S	MIN				
Rickey Brown	3-7	1-2	5	7	0	2	0	0	25				
Reggie King	2-6	0-0	6	4	0	3	1	0	25				
Leon Douglas	5-16	2-6	7	12	3	3	2	0	39				
Anthony Murray	7-11	1-2	7	15	4	3	0	2	38				
T.R. Dunn	7-14	2-2	5	16	1	2	1	2	37				
Keith McCord	5-9	1-2	3	11	0	1	0	0	25				
Tommy Bonds	1-2	0-0	0	2	0	0	0	0	4				
Greg McElveen	1-4	0-0	1	2	1	0	0	0	7				
Totals	31-69	7-14	35	69	9	14	4	4	200				

	1st	2nd	Total
FG %	33%	58%	45%
FT%	63%	33%	50%

INDIANA	74												
Player	FG	FT	REB	PTS	A	TO	B	S	MIN				
Tom Abernathy	2-6	4-5	6	8	3	1	0	0	40				
Scott May	9-22	7-9	16	25	0	5	0	0	40				
Kent Benson	7-11	1-2	5	15	3	3	1	0	33				
Bob Wilkerson	6-12	2-2	12	14	4	7	0	0	40				
Quinn Buckner	5-8	2-5	2	12	4	2	0	1	31				
Wayne Radford	0-1	0-0	1	0	0	1	0	1	9				
Jim Wishman	0-0	0-0	0	0	0	1	0	0	1				
Rick Valavicius	0-0	0-1	0	0	0	0	0	0	6				
Totals	29-60	16-24	44	74	14	20	1	2	200				

	1st	2nd	Total
FG %	45%	55%	48%
FT%	60%	68%	67%

1982
ALABAMA 69 • ST. JOHN'S 68
No. 4 Seed
East Regional
Nassau Coliseum • Uniondale, N.Y.
March 14, 1982 (First Round)

ST. JOHN'S	32	36	68
ALABAMA	41	28	69

ST. JOHN'S	68												
Player	FG	FT	REB	PTS	A	TO	B	S	MIN				
David Russell	6-11	5-5	7	17	2	6	0	0	36				
Bill Goodwin	7-14	4-6	9	18	2	4	0	0	39				
Jeff Allen	5-5	0-0	3	10	0	0	1	2	21				
Bob Kelly	0-2	2-3	2	2	6	4	0	2	37				
Chris Mullin	5-11	4-6	4	14	4	5	0	1	32				
Bill Wennington	0-4	0-0	3	0	1	0	1	0	19				
Ron Stewart	1-1	0-1	2	2	0	1	0	0	4				
Kevin Williams	1-3	3-3	2	5	0	0	0	0	9				
George Garrison	0-1	0-0	0	0	0	1	0	1	3				
Totals	25-52	18-24	35	68	15	21	2	6	200				

	1st	2nd	Total
FG %	42%	54%	48%
FT%	62%	91%	75%

ALABAMA	69												
Player	FG	FT	REB	PTS	A	TO	B	S	MIN				
Cliff Windham	1-1	1-2	2	3	0	1	0	0	6				
Eddie Phillips	3-10	10-10	8	16	0	3	0	0	37				
Bobby Lee Hurt	1-4	6-8	2	8	2	1	3	1	18				
Ennis Whatley	4-9	4-5	2	12	5	4	0	0	36				
Mike Davis	4-8	1-3	1	9	0	1	0	0	39				
Eric Richardson	2-5	3-4	1	7	2	1	0	2	29				
Phillip Lockett	1-5	4-5	7	6	2	0	0	0	23				
Terry Williams	4-6	0-0	5	8	1	1	0	1	12				
Totals	20-48	20-37	21	69	10	14	3	4	200				

	1st	2nd	Total
FG %	45%	37%	42%
FT%	83%	74%	78%

1982
NORTH CAROLINA 74 • ALABAMA 69
Sweet 16
Reynolds Coliseum • Raleigh, N.C.
March 19, 1982 (Regional Semifinal)

ALABAMA	36	33	69
NORTH CAROLINA	41	33	74

ALABAMA	69												
Player	FG	FT	REB	PTS	A	TO	B	S	MIN				
Cliff Windham	2-4	2-2	2	6	0	0	0	0	9				
Eddie Phillips	7-9	2-4	2	16	0	1	0	0	20				
Bobby Lee Hurt	6-8	0-0	8	12	0	1	1	0	30				
Ennis Whatley	4-13	2-2	10	14	4	6	0	2	40				
Mike Davis	3-6	1-2	1	7	1	1	0	0	34				
Eric Richardson	5-7	0-0	0	10	6	1	0	0	36				
Terry Williams	1-3	0-0	1	2	0	1	1	0	12				
Phillip Lockett	1-3	4-6	5	6	0	0	0	0	19				
Totals	29-53	11-16	27	69	11	11	2	2	200				

	1st	2nd	Total
FG %	60%	50%	55%
FT%	60%	83%	69%

NORTH CAROLINA	74												
Player	FG	FT	REB	PTS	A	TO	B	S	MIN				
Matt Doherty	5-9	6-6	2	16	3	0	0	0	35				
James Worthy	4-11	8-8	8	16	3	3	0	0	35				
Sam Perkins	5-8	5-7	5	15	1	1	0	1	39				
Jimmy Black	6-7	2-4	2	14	6	4	0	0	39				
Michael Jordan	3-6	5-5	3	11	3	2	0	1	33				
Buzz Peterson	1-1	0-0	1	2	0	0	0	1	7				
Jeb Barlow	0-0	0-0	1	0	0	0	0	0	3				
Chris Brust	0-1	0-0	1	0	0	1	0	0	1				
Jim Braddock	0-0	0-0	0	0	1	0	0	0	1				
Warren Martin	0-0	0-0	0	0	0	1	0	0	1				
Cecil Exum	0-0	0-0	0	0	0	0	0	0	1				
Totals	24-43	26-31	25	74	17	12	0	3	200				

	1st	2nd	Total
FG %	54%	60%	56%
FT%	92%	79%	84%

1983
LAMAR 73 • ALABAMA 50

ALABAMA NCAA TOURNAMENT BOX SCORES

1984
ILLINOIS STATE 49 • ALABAMA 48
No. 9 Seed
Midwest Regional
Bob Devaney Sports Center • Lincoln, Neb.
March 16, 1984 (First Round)

ALABAMA			30	18				F
ILLINOIS STATE			26	23				48
Totals								49

Player	FG	FT	REB	PTS	A	TO	B	S	MIN
Buck Johnson	4-10	0-0	6	8	1	5	1	0	36
Terry Williams	8-11	0-0	4	16	4	1	0	0	40
Bobby Lee Hurt	7-10	2-2	2	16	2	1	0	0	39
Eric Richardson	3-10	0-0	1	6	3	3	0	2	40
Terry Coner	0-1	0-0	2	0	2	2	0	0	15
Darrell Neal	1-7	0-0	1	2	2	0	0	0	28
Mark Farmer	0-0	0-0	0	0	0	0	0	0	2
Totals	23-49	2-2	29	48	14	12	1	2	200

	1st	2nd	Total
FG %	52%	41%	47%
FT%	100%	0%	100%

Player	FG	FT	REB	PTS	A	TO	B	S	MIN
Lou Stefanovic	4-11	0-0	2	8	0	1	0	2	28
Hank Cornley	5-13	0-0	6	10	1	3	0	0	40
Mark Zwart	3-5	0-0	11	6	2	3	0	0	34
Michael McKenney	5-11	0-0	2	10	5	2	1	1	36
Rickie Johnson	3-8	1-2	3	7	4	0	0	3	40
Brad Duncan	4-6	0-0	0	8	1	0	0	0	21
Bill Braksick	0-0	0-0	0	0	0	0	0	0	1
Totals	24-54	1-2	26	49	13	9	1	6	200

	1st	2nd	Total
FG %	38%	55%	44%
FT%	0%	50%	50%

1985
ALABAMA 50 • ARIZONA 41
No. 7 Seed
West Regional
The Pit • Albuquerque, N.M.
March 15, 1985 (First Round)

ARIZONA			17	24				F
ALABAMA			19	31				50

Player	FG	FT	REB	PTS	A	TO	B	S	MIN
Eddie Smith	2-11	5-6	6	9	2	2	1	1	38
Morgan Taylor	0-5	4-6	4	4	0	1	0	0	26
Pete Williams	3-11	4-5	7	10	1	3	1	3	40
Brock Brunkhorst	2-6	0-0	2	4	3	2	0	1	31
Steve Kerr	4-8	0-0	5	8	0	2	0	0	40
Craig McMiggan	4-6	0-2	1	8	1	2	0	1	25
Totals	5-48	13-19	29	41	7	12	2	6	200

	1st	2nd	Total
FG %	33%	27%	29%
FT%	83%	62%	68%

Player	FG	FT	REB	PTS	A	TO	B	S	MIN
Buck Johnson	5-6	2-4	5	12	2	3	0	0	36
Derrick McKey	0-2	0-0	3	0	2	2	2	1	27
Bobby Lee Hurt	5-7	4-9	6	14	0	2	2	2	38
Mark Gottfried	1-3	2-2	2	4	0	1	0	0	22
Terry Coner	2-7	6-6	4	10	5	4	0	1	38
Jim Farmer	4-7	0-0	4	8	0	2	0	0	23
Darrell Neal	1-7	0-0	1	2	0	1	0	0	16
Totals	18-36	14-21	32	50	9	15	4	4	200

	1st	2nd	Total
FG %	53%	47%	50%
FT%	25%	76%	67%

1985
ALABAMA 63 • VCU 59
The Pit • Albuquerque, N.M.
March 17, 1985 (Second Round)

VCU			19	40				F
ALABAMA			27	36				63

Player	FG	FT	REB	PTS	A	TO	B	S	MIN
Michael Brown	2-9	1-2	4	5	1	2	0	0	40
Neil Wake	0-1	1-3	7	1	0	0	0	0	22
Mike Schlegal	7-12	1-3	8	15	2	4	0	0	40
Calvin Duncan	5-16	1-3	8	11	1	1	0	0	37
Rolando Lamb	12-23	1-2	7	25	3	2	0	3	39
Bruce Allen	0-0	0-0	0	0	0	0	0	0	1
Robert Dickerson	1-2	0-0	0	2	0	0	0	1	14
Phil Stinnie	0-0	0-0	0	0	0	0	0	0	2
Alvin Robinson	0-0	0-0	0	0	0	0	0	0	5
Totals	27-63	5-13	34	59	7	9	0	4	200

	1st	2nd	Total
FG %	35%	48%	43%
FT%	43%	33%	38%

Player	FG	FT	REB	PTS	A	TO	B	S	MIN
Buck Johnson	1-5	4-5	10	6	2	1	1	2	35
Derrick McKey	3-7	0-1	3	6	3	3	3	1	35
Bobby Lee Hurt	8-10	3-4	13	19	0	1	1	0	40
Mark Gottfried	3-8	4-4	5	10	0	4	1	0	20
Terry Coner	5-7	4-6	1	14	5	3	0	1	37
Jim Farmer	4-10	0-2	2	8	0	1	1	0	24
Darrell Neal	0-1	0-0	2	0	0	0	0	0	9
Totals	24-48	15-22	36	63	10	13	7	4	200

	1st	2nd	Total
FG %	46%	55%	50%
FT%	60%	71%	68%

1985
N.C. STATE 61 • ALABAMA 55
Sweet 16
McNichols Arena • Denver, Colo.
March 22, 1985 (Regional Semifinal)

ALABAMA			27	28				F
N.C. STATE			27	34				61

Player	FG	FT	REB	PTS	A	TO	B	S	MIN
Buck Johnson	7-11	2-5	14	16	2	2	1	0	38
Derrick McKey	3-8	0-0	4	6	1	0	1	0	32
Bobby Lee Hurt	4-9	1-3	5	9	0	0	1	0	39
Mark Gottfried	1-6	0-0	0	2	2	0	0	0	23
Terry Coner	6-10	6-10	4	18	4	5	0	2	33
Jim Farmer	2-4	0-0	1	4	3	3	0	1	25
Darrell Neal	0-2	0-0	0	0	0	1	0	0	9
Mark Farmer	0-0	0-0	0	0	0	0	0	0	1
Totals	23-50	9-18	37	55	12	11	3	3	200

	1st	2nd	Total
FG %	50%	42%	46%
FT%	20%	62%	50%

Player	FG	FT	REB	PTS	A	TO	B	S	MIN
Russell Pierre	2-4	4-5	6	8	0	1	0	1	29
Lorenzo Charles	5-11	4-6	6	14	3	0	0	0	35
Cozell McQueen	2-5	0-0	4	4	0	1	0	1	25
Anthony Webb	5-12	4-6	4	14	5	2	0	1	38
Nate McMillian	0-2	2-6	5	2	4	3	0	1	22
Bennie Bolton	4-8	3-4	1	11	1	2	1	1	30
Terry Gannon	4-4	0-0	0	8	2	1	0	0	14
Ernie Myers	0-1	0-0	0	0	0	0	0	0	6
John Thompson	0-0	0-0	0	0	0	0	0	0	1
Totals	22-47	17-27	31	61	15	10	1	5	200

	1st	2nd	Total
FG %	44%	50%	47%
FT%	50%	68%	63%

1986
ALABAMA 97 • XAVIER 80
No. 5 Seed
Southeast Regional
Charlotte Coliseum • Charlotte, N.C.
March 14, 1986 (First Round)

XAVIER			33	47				F
ALABAMA			39	58				80

Player	FG	FT	REB	PTS	A	TO	B	S	MIN
Richie Harris	11-19	2-3	11	24	0	0	0	2	35
Walt McBride	4-8	0-0	4	8	1	3	0	1	36
Eddie Johnson	7-12	1-3	9	15	0	1	0	1	35
Ralph Lee	0-4	2-2	3	2	9	5	0	2	37
Byron Larkin	10-26	3-5	2	23	1	2	0	1	36
Kelly Williamson	1-1	0-0	1	2	0	0	0	0	2
Leroy Greenidge	1-4	0-0	0	2	1	0	0	0	8
Mike Ramey	1-1	0-0	0	2	1	0	0	0	1
Dexter Campbell	0-0	0-0	0	0	1	1	0	0	1
John Kelley	0-0	0-0	0	0	1	0	0	1	1
Andy Donnelley	1-2	0-0	3	2	0	1	1	0	7
Totals	36-77	8-13	36	80	15	14	1	8	200

	1st	2nd	Total
FG %	42%	50%	47%
FT%	57%	75%	62%

Player	FG	FT	REB	PTS	A	TO	B	S	MIN
Jim Farmer	10-15	4-5	7	24	1	2	0	0	39
Buck Johnson	11-19	0-2	7	22	2	5	1	1	32
Derrick McKey	7-8	2-2	3	16	4	1	3	0	25
Mark Gottfried	3-6	0-0	0	6	2	1	0	1	20
Terry Coner	5-8	4-4	1	14	9	2	2	1	37
Gary White	0-0	0-0	0	0	0	0	0	0	1
James Jackson	1-2	1-2	0	3	1	1	0	2	11
Craig Dudley	1-1	0-0	0	2	0	0	0	0	6
Michael Ansley	5-8	0-0	9	10	0	2	0	0	29
Totals	43-64	11-15	32	97	19	14	6	5	200

	1st	2nd	Total
FG %	56%	80%	67%
FT%	100%	71%	73%

1986
ALABAMA 58 • ILLINOIS 56
Charlotte Coliseum • Charlotte, N.C.
March 16, 1986 (Second Round)

ILLINOIS			24	32				F
ALABAMA			33	25				56

Player	FG	FT	REB	PTS	A	TO	B	S	MIN
Efrem Winters	0-5	0-0	7	0	5	1	1	1	32
Anthony Welch	7-14	0-0	8	14	0	0	0	0	31
Ken Norman	5-7	0-0	2	10	0	1	1	0	30
Glynn Blackwell	2-6	0-0	3	4	2	2	0	3	22
Bruce Douglas	3-7	0-0	2	6	7	1	0	0	33
Tony Wysinger	9-14	0-0	3	18	4	0	0	2	34
Scott Meents	2-7	0-0	3	4	0	1	0	1	17
Lowell Hamilton	0-0	0-0	0	0	0	0	0	0	1
Totals	28-60	0-0	31	56	18	5	2	7	200

	1st	2nd	Total
FG %	36%	59%	47%
FT%	0%	0%	0%

Player	FG	FT	REB	PTS	A	TO	B	S	MIN
Jim Farmer	6-11	1-3	5	13	0	2	0	0	40
Buck Johnson	6-13	0-0	7	12	2	3	0	1	40
Derrick McKey	2-5	3-4	4	7	0	0	1	0	25
Mark Gottfried	4-7	0-0	3	8	1	1	0	0	27
Terry Coner	5-14	2-2	5	12	10	3	1	0	40
James Jackson	2-2	0-0	0	4	1	0	0	1	14
Michael Ansley	1-1	0-0	0	2	0	0	1	1	14
Totals	26-53	6-9	29	58	14	9	3	3	200

	1st	2nd	Total
FG %	60%	39%	49%
FT%	75%	60%	67%

POSTSEASON

POSTSEASON HISTORY

ALABAMA NCAA TOURNAMENT BOX SCORES

1986
KENTUCKY 68 • ALABAMA 63
 Sweet 16
 The Omni • Atlanta, Ga.
 March 20, 1986 (Regional Semifinal)

	F				
ALABAMA	28	35	63		
KENTUCKY	32	36	68		

ALABAMA	MIN	FG	3FG	FT	REB	PTS	A	TO	B	S	MIN
Player											
Jim Farmer	3-9	1-2	4	7	0	1	0	1	0	1	36
Buck Johnson	6-14	4-4	9	16	0	5	0	2	0	2	40
Derrick McKey	4-8	4-4	12	12	1	0	1	0	1	0	40
Mark Gottfried	1-3	0-0	2	2	0	1	0	0	0	0	18
Terry Coner	7-12	6-7	4	20	4	2	0	2	3	8	38
James Jackson	1-4	1-2	1	3	0	2	1	0	1	0	16
Michael Ansley	1-3	1-2	1	3	0	0	1	1	1	1	11
Craig Dudley	0-1	0-0	0	0	0	0	0	0	0	0	1
Totals	23-54	17-21	34	63	5	11	3	6	200		

	1st	2nd	Total
FG %	48%	37%	43%
FT%	50%	88%	81%

KENTUCKY **68**

Player	FG	FT	REB	PTS	A	TO	B	S	MIN
Winston Bennett	6-11	2-4	12	14	1	2	0	0	39
Kenny Walker	9-19	4-4	7	22	1	4	3	2	40
James Blackmon	5-7	1-4	3	11	0	0	0	0	35
Ed Davender	4-8	5-6	3	13	2	2	0	2	24
Roger Harden	1-4	0-1	1	2	9	2	0	1	37
Cedrick Jenkins	2-3	2-2	4	6	1	0	0	0	23
Richard Madison	0-0	0-0	0	0	0	1	0	0	2
Totals	27-52	14-21	30	68	14	11	3	5	200

	1st	2nd	Total
FG %	54%	50%	67%
FT%	100%	63%	67%

1987

Appearance later vacated by NCAA ruling

ALABAMA 88 • NORTH CAROLINA A&T 71
 No. 2 Seed
 Southeast Regional
 Birmingham-Jefferson Civic Center - Birmingham, Ala.
 March 12, 1987 (First Round)

	F				
NORTH CAROLINA A&T	27	44	71		
ALABAMA	37	51	88		

NORTH CAROLINA A&T	MIN	FG	3FG	FT	REB	PTS
Player						
Claude Williams	38	10-14	0-0	5-8	7	25
Carlton Becton	11	0-2	0-0	0-0	2	0
Lee Robinson	30	2-5	0-0	1-2	4	5
Thomas Griffis	40	4-15	2-6	3-3	3	13
George Cale	37	8-13	0-0	0-0	4	16
Corvin Davis	28	3-13	0-5	2-2	4	8
Kenny Cox	13	1-5	0-0	2-4	5	4
Travis Mcrae	3	0-0	0-0	0-0	0	0
Totals	200	28-67	2-12	13-19	34	71

	1st	2nd	Total
FG %	44%	39%	41%
FT%	0%	68%	68%

ALABAMA **88**

Player	MIN	FG	3FG	FT	REB	PTS
Jim Farmer	37	12-17	4-5	1-1	1	29
Michael Ansley	31	2-5	0-0	2-3	5	6
Derrick McKey	37	8-14	1-1	8-8	14	24
Mark Gottfried	28	3-5	2-3	0-0	2	8
Terry Coner	30	1-3	0-0	0-0	4	2
James Jackson	20	3-4	2-2	2-2	1	10
Keith Askins	12	2-5	0-0	2-2	2	6
Bill Devaughn	4	1-2	0-0	0-0	1	2
Rob Cornegy	1	0-0	0-0	0-0	0	0
Totals	200	32-55	9-11	15-16	32	88

	1st	2nd	Total
FG %	55%	60%	58%
FT%	80%	100%	93%

1987
ALABAMA 101 • NEW ORLEANS 76
 Birmingham-Jefferson Civic Center • Birmingham, Ala.
 March 14, 1987 (Second Round)

	F				
NEW ORLEANS	39	37	76		
ALABAMA	58	43	101		

NEW ORLEANS	MIN	FG	3FG	FT	REB	PTS	A	TO	B	S	MIN
Player											
Sam Jones	2-4	0-1	0-0	2	4	0	1	0	1	18	
Ronnie Grandison	6-13	0-0	6-7	6	18	0	2	0	4	36	
Mike Smith	0-3	0-0	0-0	3	0	0	1	2	0	10	
Gabe Corchiani	4-6	2-3	1-1	3	11	5	3	0	1	20	
Levell Eackles	5-13	3-7	3-6	1	16	1	1	0	0	36	
Willie Richardson	3-4	0-0	0-0	1	6	2	0	0	1	18	
Wendell Perkins	0-1	0-0	0-0	0	0	0	0	0	0	8	
Eric Coleman	1-3	0-1	1-2	0	3	0	1	0	0	9	
Elden Irving	1-2	0-1	1-2	1	3	0	2	0	0	11	
David Hodo	0-1	0-1	4-4	1	4	0	1	0	0	6	
Terrance Bellock	2-4	0-0	4-6	2	8	2	0	0	2	18	
Damon Vance	1-2	0-0	1-2	2	3	0	0	0	0	6	
Totals	25-56	5-14	21-30	25	76	10	12	2	9	200	

	1st	2nd	Total
FG %	46%	43%	45%
3FG%	67%	13%	36%
FT%	69%	71%	70%

ALABAMA **101**

Player	FG	3FG	FT	REB	PTS	A	TO	B	S	MIN
Jim Farmer	6-13	2-3	5-5	6	19	2	2	0	1	36
Michael Ansley	2-3	0-0	0-0	5	4	0	2	0	0	16
Derrick McKey	10-12	0-0	6-6	4	26	4	2	5	2	35
Mark Gottfried	7-9	4-6	2-2	1	20	6	0	1	1	33
Terry Coner	8-10	0-1	1-2	1	17	7	2	0	0	30
James Jackson	4-5	1-1	0-1	3	9	0	0	0	1	17
Keith Askins	3-3	0-0	0-1	6	6	1	1	0	0	23
Bill Devaughn	0-0	0-0	0-0	0	0	1	0	0	0	5
Rob Cornegy	0-0	0-0	0-2	0	0	0	0	1	0	5
Totals	40-55	7-11	14-19	27	101	15	15	6	5	200

	1st	2nd	Total
FG %	73%	72%	73%
3FG%	67%	60%	64%
FT%	91%	50%	74%

1987
PROVIDENCE 103 • ALABAMA 82
 Sweet 16
 Freedom Hall • Louisville, Ky.
 March 19, 1987 (Regional Semifinal)

	F				
ALABAMA	41	41	82		
PROVIDENCE	49	54	103		

ALABAMA	MIN	FG	3FG	FT	REB	PTS
Player						
Jim Farmer	7-19	2-9	8-8	1	24	3
Michael Ansley	6-9	0-0	2-2	6	14	0
Derrick McKey	3-6	0-1	5-5	4	11	2
Mark Gottfried	5-10	4-9	0-2	3	14	1
Terry Coner	5-7	0-0	2-3	2	14	4
James Jackson	1-5	1-2	4-4	2	7	0
Keith Askins	0-3	0-2	0-0	3	0	0
Totals	27-59	7-23	21-24	23	82	10

	1st	2nd	Total
FG %	64%	32%	46%
3FG%	50%	20%	30%
FT%	100%	84%	88%

PROVIDENCE **103**

Player	FG	3FG	FT	REB	PTS	A	TO	B	S	MIN
David Kipfer	3-5	0-0	3-5	1	9	1	1	0	0	25
Ernie Lewis	3-6	3-6	0-0	3	9	3	2	0	0	28
Steve Wright	7-9	0-0	1-1	5	15	0	2	1	0	24
Delray Brooks	7-11	5-8	4-5	7	23	3	1	0	2	36
Billy Donovan	6-7	5-6	9-10	3	26	10	3	0	1	30
Jacek Duda	0-1	0-0	0-0	3	0	0	2	0	0	16
Carlton Screen	1-2	0-0	0-1	0	2	4	2	0	0	14
Marty Conlon	1-1	0-0	4-4	4	6	2	0	0	0	14
Jay Smedeker	0-0	0-0	0-0	1	0	0	0	0	0	1
Darryl Wright	5-6	1-2	2-4	2	13	0	0	0	0	12
Totals	33-48	14-22	23-30	33	103	24	13	1	3	200

	1st	2nd	Total
FG %	67%	71%	69%
3FG%	69%	56%	64%
FT%	57%	83%	77%

1989
SOUTH ALABAMA 86 • ALABAMA 84
 No. 6 Seed
 Southeast Regional
 The Omni • Atlanta, Ga.
 March 17, 1989 (First Round)

	F				
ALABAMA	49	35	84		
SOUTH ALABAMA	33	53	86		

ALABAMA	MIN	FG	3FG	FT	REB	PTS	A	TO	B	S	MIN
Player											
Robert Horry	2-3	1-1	2-2	6	7	3	0	0	0	26	
Michael Ansley	12-25	0-0	1-2	8	25	3	1	0	1	35	
David Benoit	2-3	0-0	2-2	8	6	1	1	0	0	24	
Gary Waites	7-13	1-3	2-4	6	17	7	3	0	1	34	
Alvin Lee	8-16	2-4	0-0	0	18	2	3	0	0	40	
Keith Askins	5-8	1-2	0-0	5	11	1	0	0	1	23	
Melvin Cheatum	0-2	0-0	0-0	1	0	3	0	0	0	7	
Marcus Webb	0-0	0-0	0-0	0	0	0	0	0	0	2	
Totals	36-71	5-11	7-10	38	84	20	8	0	3	200	

	1st	2nd	Total
FG %	57%	44%	51%
3FG%	43%	50%	46%
FT%	80%	60%	70%

SOUTH ALABAMA **86**

Player	FG	3FG	FT	REB	PTS	A
--------	----	-----	----	-----	-----	---

ALABAMA NCAA TOURNAMENT BOX SCORES

1990 ALABAMA 77 • ARIZONA 55 Long Beach Arena • Long Beach, Calif. March 16, 1990 (Second Round)

ARIZONA	33	22	55
ALABAMA	38	39	77

Player	FG	3FG	FT	REB	PTS	A	TO	B	S	MIN
Brian Williams	0-3	2-5	0-0	2	0	0	2	0	0	14
Jud Buechler	2-8	0-2	2-3	11	6	3	4	1	0	39
Ed Stokes	5-6	0-0	7-10	5	17	0	2	2	0	37
Matt Othick	1-7	1-6	2-2	2	5	5	4	0	1	33
Matt Muehlebach	6-15	4-11	0-0	2	16	5	1	0	3	39
Casey Schmidt	0-0	0-0	0-0	1	0	0	0	0	0	2
Wayne Womack	0-0	0-0	0-0	0	0	0	0	0	0	11
Sean Rooks	5-8	0-0	1-2	2	11	0	2	1	0	25
Totals	19-47	5-19	12-17	27	55	13	15	4	4	200

	1st	2nd	Total
FG %	52%	29%	40%
3FG%	44%	10%	26%
FT%	63%	78%	71%

Player	FG	3FG	FT	REB	PTS	A	TO	B	S	MIN
Robert Horry	3-7	2-5	0-0	8	8	3	1	0	0	26
Melvin Cheatum	5-13	0-0	2-2	5	12	1	4	0	0	26
David Benoit	9-13	0-0	2-2	13	20	1	3	0	0	36
Gary Waites	3-4	2-2	2-3	2	10	2	0	0	1	23
James Sanders	5-11	0-2	2-2	2	12	13	2	0	0	36
Kenneth Rice	0-1	0-1	0-0	0	0	0	0	0	0	1
Ernest Brown	0-1	0-1	0-0	1	0	0	0	0	0	1
Bryant Lancaster	0-0	0-0	0-0	1	0	0	0	0	0	1
Darby Rich	0-0	0-0	0-0	0	0	0	0	0	0	1
Marcus Campbell	0-0	0-0	1-2	1	1	0	0	0	0	2
Keith Askins	3-8	2-6	2-4	1	10	3	1	0	0	28
Marcus Webb	2-5	0-0	0-0	4	4	0	1	0	0	19
Totals	30-63	6-17	11-15	40	77	23	12	0	1	200

	1st	2nd	Total
FG %	44%	54%	48%
3FG%	40%	29%	35%
FT%	0%	76%	76%

1990 LOYOLA MARYMOUNT 62 • ALABAMA 60 Sweet 16 Oakland-Alameda County Coliseum • Oakland, Calif. March 23, 1990 (Regional Semifinal)

ALABAMA	21	39	60
LOYOLA MARYMOUNT	22	40	62

Player	FG	3FG	FT	REB	PTS	A	TO	B	S	MIN
Robert Horry	8-16	0-3	5-7	5	21	3	8	3	2	36
Melvin Cheatum	10-18	0-0	1-2	9	21	1	2	2	1	36
David Benoit	2-5	0-0	0-0	5	4	0	0	1	0	20
Gary Waites	1-1	1-1	0-0	2	3	3	1	0	0	39
James Sanders	3-7	0-3	2-3	5	8	5	5	0	0	40
Keith Askins	1-4	0-0	1-2	9	3	1	6	2	0	28
Marcus Webb	0-0	0-0	0-0	0	0	0	0	0	0	1
Totals	25-51	1-7	9-14	40	60	13	24	9	3	200

	1st	2nd	Total
FG %	32%	65%	49%
3FG%	0%	25%	14%
FT%	83%	50%	64%

Player	FG	3FG	FT	REB	PTS	A	TO	B	S	MIN
Bo Kimble	9-25	1-5	0-0	6	19	0	2	0	4	38
Per Stumer	3-8	1-4	0-0	12	7	2	2	0	1	35
Knight	0-2	0-0	0-0	3	0	1	0	1	0	16
Walker	0-5	0-0	0-0	0	0	1	1	0	1	18
Fryer	4-13	3-10	2-2	7	13	2	0	0	4	36
Peabody	3-6	0-1	1-2	5	7	1	3	0	2	25
Terrell Lowery	6-15	2-8	2-5	3	16	1	2	0	1	27
Scott	0-0	0-0	0-0	0	0	0	0	0	0	5
Totals	25-74	7-28	5-9	39	62	8	10	1	13	200

	1st	2nd	Total
FG %	30%	36%	34%
3FG%	17%	31%	25%
FT%	100%	43%	56%

1991 ALABAMA 89 • MURRAY STATE 79 No. 4 Seed Southeast Regional The Omni • Atlanta, Ga. March 15, 1991 (First Round)

MURRAY STATE	30	49	79
ALABAMA	46	43	89

Player	FG	3FG	FT	REB	PTS	A	TO	B	S	MIN
Greg Coble	9-16	4-8	0-0	5	22	4	5	0	1	38
John Jackson	6-10	0-0	0-0	7	12	1	3	0	1	33
Popeye Jones	5-16	1-1	1-4	8	11	6	2	2	1	36
Paul King	6-13	3-9	10-12	3	25	0	2	1	3	38
Frank Allen	2-14	0-5	0-0	0	4	3	2	0	3	30
Scott Adams	0-0	0-0	0-0	1	0	0	1	0	0	7
Cedric Gumm	10-1	0-0	3-4	4	3	1	0	0	0	10
Donald Overstreet	0-0	0-0	0-0	1	0	0	0	0	0	3
Scott Sivilis	0-1	0-0	2-2	1	2	1	0	0	1	3
Doug Gold	0-0	0-0	0-0	1	2	0	0	0	0	1
Terry Birdsong	0-1	0-0	0-0	2	0	0	0	0	0	1
Totals	28-72	7-23	16-22	42	79	16	15	3	10	200

	1st	2nd	Total
FG %	31%	46%	39%
3FG%	30%	31%	30%
FT%	71%	73%	73%

Player	FG	3FG	FT	REB	PTS	A	TO	B	S	MIN
Robert Horry	8-12	3-5	2-3	5	21	3	0	2	2	27
Latrell Sprewell	5-7	1-2	1-2	9	12	2	2	1	3	34
Melvin Cheatum	11-15	0-0	1-2	9	23	2	4	0	3	34
Gary Waites	3-8	0-5	0-0	5	6	9	2	0	0	30
Bryant Lancaster	0-3	0-0	0-0	2	0	4	1	0	0	21
James Robinson	6-11	3-4	0-0	1	15	1	2	0	1	16
Marcus Webb	2-3	0-0	1-2	3	5	1	2	0	0	14
Marcus Jones	3-5	0-0	0-0	3	5	1	1	0	0	13
Marcus Campbell	0-1	0-0	0-0	1	0	0	0	0	0	7
Darby Rich	0-0	0-0	0-0	0	0	0	0	0	0	2
Kenneth Rice	0-1	0-0	1-2	0	1	0	2	0	0	2
Totals	38-66	7-16	6-11	38	89	23	16	3	9	200

	1st	2nd	Total
FG %	61%	55%	58%
3FG%	44%	43%	44%
FT%	50%	57%	55%

1991 ALABAMA 96 • WAKE FOREST 88 The Omni • Atlanta, Ga. March 17, 1991 (Second Round)

WAKE FOREST	45	43	88
ALABAMA	48	48	96

Player	FG	3FG	FT	REB	PTS	A	TO	B	S	MIN
Anthony Tucker	2-3	0-0	1-3	5	5	3	1	0	0	28
Chris King	13-22	0-1	3-6	4	29	5	2	1	1	37
Rodney Rogers	8-12	0-1	0-0	12	16	4	5	0	0	39
Derrick McQueen	4-8	1-2	0-0	4	9	7	0	0	0	38
Robert Siler	4-7	1-3	2-2	1	11	1	0	0	1	29
Trelonnie Owens	2-2	0-0	0-0	2	4	1	3	0	0	5
Randolph Childress	5-10	1-5	3-3	0	14	6	2	0	1	23
Tom Wise	0-0	0-0	0-0	0	0	0	0	0	0	1
Totals	38-64	3-12	9-14	31	88	27	13	1	3	200

	1st	2nd	Total
FG %	65%	55%	59%
3FG%	33%	22%	25%
FT%	50%	83%	64%

Player	FG	3FG	FT	REB	PTS	A	TO	B	S	MIN
Latrell Sprewell	7-17	0-1	7-7	6	21	6	1	0	0	40
Melvin Cheatum	8-17	0-0	5-7	9	21	1	2	0	0	39
Robert Horry	6-9	2-4	2-2	7	16	2	1	0	1	28
Gary Waites	8-11	5-6	0-0	2	21	10	2	0	2	39
Bryant Lancaster	0-2	0-1	0-0	1	0	0	1	0	1	5
James Robinson	5-14	2-6	3-4	6	15	2	2	0	1	35
Marcus Webb	1-1	0-0	0-0	2	2	1	0	0	0	12
Marcus Campbell	0-0	0-0	0-0	0	0	1	0	0	0	1
Marcus Jones	0-1	0-0	0-0	0	0	0	0	0	0	1
Totals	35-72	9-18	17-20	37	96	24	8	0	5	200

	1st	2nd	Total
FG %	50%	47%	49%
3FG%	64%	29%	50%
FT%	100%	84%	85%

1991 ARKANSAS 93 • ALABAMA 70 Sweet 16 Charlotte Arena • Charlotte, N.C. March 21, 1991 (Regional Semifinal)

ALABAMA	37	33	70
ARKANSAS	40	53	93

Player	FG	3FG	FT	REB	PTS	A	TO	B	S	MIN
Latrell Sprewell	5-11	0-0	0-0	4	10	4	6	2	0	34
Melvin Cheatum	6-11	0-0	1-1	12	13	0	2	0	3	38
Robert Horry	7-15	1-3	3-4	11	18	1	5	3	1	37
Gary Waites	1-4	0-1	0-0	3	2	4	5	0	1	35
Bryant Lancaster	0-1	0-1	0-0	1	0	1	0	0	0	5
Marcus Jones	1-1	0-0	0-0	0	2	2	2	0	0	7
James Robinson	7-15	3-5	4-6	2	21	0	4	1	0	34
Marcus Campbell	0-0	0-0	0-0	0	0	1	0	0	0	1
Marcus Webb	2-4	0-0	0-1	2	4	0	2	0	0	10
Totals	29-62	4-10	8-13	39	70	13	26	6	5	200

	1st	2nd	Total
FG %	46%	48%	47%
3FG%	29%	67%	40%
FT%	43%	83%	61%

Player	FG	3FG	FT	REB	PTS	A	TO	B	S	MIN
Todd Day	14-24	2-5	1-1	7	31	1	0	0	2	36
Isiah Morris	2-7	0-0	0-0	7	4	0	0	0	0	21
Oliver Miller	7-9	0-0	1-2	7	15	0	4	2	1	19
Lee Mayberry	6-12	3-7	1-2	3	16	4	0	0	4	32
Arlyn Bowers	1-8	1-4	4-4	0	7	6	3	0	1	26
Ernie Murray	0-3	0-2	0-0	4	0	3	2	0	0	16
Ron Huery	4-8	1-1	0-0	2	9	2	1	0	2	24
Clyde Fletcher	3-5	0-0	0-0	6	6	0	1	0	0	13
R										

POSTSEASON HISTORY

ALABAMA NCAA TOURNAMENT BOX SCORES

1992
NORTH CAROLINA 64 • ALABAMA 55
 Riverfront Coliseum • Cincinnati, Ohio
 March 21, 1992 (Second Round)

ALABAMA	25	30	F	55
NORTH CAROLINA	31	33		64

ALABAMA 55										
Player	FG	3FG	FT	REB	PTS	A	TO	B	S	MIN
Robert Horry	6-15	1-6	1-2	8	14	0	4	3	3	38
Latrell Sprewell	2-15	1-6	0-0	7	5	2	0	0	1	38
Cedric Moore	0-5	0-0	7-8	4	7	0	1	0	0	29
Elliot Washington	1-3	1-3	0-0	2	3	0	1	0	0	25
James Robinson	9-23	4-13	0-0	4	22	1	2	0	3	40
Jason Caffey	2-7	0-0	0-0	5	4	0	0	0	1	20
Darby Rich	0-1	0-0	0-0	1	0	2	2	0	0	9
Kenneth Rice	0-0	0-0	0-0	0	0	0	0	0	0	1
Totals	20-69	7-28	8-10	31	55	5	10	3	8	200

	1st	2nd	Total
FG %	29%	29%	29%
3FG %	25%	25%	25%
FT %	83%	75%	80%

NORTH CAROLINA 64										
Player	FG	3FG	FT	REB	PTS	A	TO	B	S	MIN
Brain Reese	4-7	0-0	5-7	7	13	2	1	1	0	26
George Lynch	5-8	0-0	0-0	9	10	2	7	2	2	29
Eric Montross	5-8	0-0	2-2	6	12	0	3	0	0	27
Derrick Phelps	2-9	0-0	2-4	8	6	6	5	1	1	40
Hubert Davis	6-15	0-6	4-6	7	16	0	1	0	2	32
Henrik Rod	2-2	0-0	0-0	2	4	1	5	0	0	21
Pat Sullivan	1-1	0-0	0-0	2	3	0	0	0	0	10
Kevin Salvadori	0-2	0-0	0-2	0	0	0	1	2	0	12
Matt Wenstrom	0-0	0-0	1-2	1	1	0	0	0	0	3
Totals	25-52	0-6	14-21	49	64	14	23	6	5	200

	1st	2nd	Total
FG %	47%	50%	48%
3FG %	0%	0%	0%
FT %	75%	65%	67%

1994
ALABAMA 76 • PROVIDENCE 70
 No. 9 Seed
 Southeast Regional
 Rupp Arena • Lexington, Ky.
 March 17, 1994 (First Round)

PROVIDENCE	33	37	F	70
ALABAMA	38	38		76

PROVIDENCE 70										
Player	FG	3FG	FT	REB	PTS	A	TO	B	S	MIN
Michael Smith	4-9	0-0	2-3	10	10	0	3	2	1	36
Erik Williams	12-22	0-1	3-7	7	27	2	3	0	3	34
Dickey Simpkins	1-5	0-0	0-0	6	2	1	2	0	0	32
Abdul Abdullah	1-3	1-2	0-3	0	3	3	3	0	2	35
Michael Brown	4-9	3-5	2-2	2	13	3	3	0	2	31
Rod Phelps	5-13	4-7	0-0	2	14	0	1	0	2	26
Austin Croshere	0-1	0-1	1-2	1	1	1	0	0	2	6
Totals	27-62	8-16	8-17	30	70	17	15	2	12	200

	1st	2nd	Total
FG %	39%	47%	44%
3FG %	60%	46%	50%
FT %	73%	0%	47%

ALABAMA 76										
Player	FG	3FG	FT	REB	PTS	A	TO	B	S	MIN
Antonio McDyess	5-9	0-0	1-1	12	11	2	3	1	2	21
Jamal Faulkner	8-15	2-3	2-4	2	20	0	5	1	0	26
Jason Caffey	3-7	0-0	0-0	5	6	3	3	2	1	22
Marvin Orange	6-9	5-8	3-4	1	20	5	3	0	0	38
Artie Griffin	2-6	0-2	0-0	3	4	2	1	0	4	22
Shon Peck-Love	4-8	1-3	3-5	8	12	2	1	0	1	32
Walter Pitts	1-2	0-0	1-2	5	3	1	5	0	0	24
Roy Rogers	0-1	0-0	0-0	0	0	0	1	1	1	13
Terrance Bethel	0-1	0-1	0-0	0	0	0	0	0	0	2
Totals	29-58	8-17	10-16	44	76	15	22	5	9	200

	1st	2nd	Total
FG %	62%	41%	50%
3FG %	60%	29%	47%
FT %	0%	63%	63%

1994
PURDUE 83 • ALABAMA 73
 Rupp Arena • Lexington, Ky.
 March 19, 1994 (Second Round)

ALABAMA	31	42	F	73
PURDUE	40	43		83

ALABAMA 73										
Player	FG	3FG	FT	REB	PTS	A	TO	B	S	MIN
Antonio McDyess	6-11	0-0	1-3	12	13	0	0	2	2	29
Jamal Faulkner	9-20	4-7	3-4	11	25	3	0	2	1	17
Jason Caffey	1-3	0-0	3-4	2	5	0	2	1	0	20
Marvin Orange	3-9	2-5	2-2	1	10	3	2	0	1	40
Shon Peck-Love	1-5	1-3	2-2	3	5	3	0	2	1	17
Artie Griffin	3-13	0-4	2-4	3	8	2	1	1	1	28
Walter Pitts	2-6	1-1	2-2	4	7	1	1	0	1	30
Totals	25-67	8-20	15-21	38	73	11	10	7	8	200

	1st	2nd	Total
FG %	33%	40%	37%
3FG %	43%	39%	40%
FT %	83%	56%	71%

PURDUE 83										
Player	FG	3FG	FT	REB	PTS	A	TO	B	S	MIN
Glenn Robinson	12-22	2-5	7-9	11	33	1	5	1	0	36
Cuonzo Martin	3-8	2-4	3-4	6	11	3	3	0	1	35
B. Brantley	0-0	0-0	0-0	0	0	0	0	2	0	11
Matt Waddell	2-5	0-1	7-7	1	1	8	2	0	1	32
Porter Roberts	2-4	0-1	3-6	5	7	3	0	0	0	31
Herb Dove	4-5	0-0	0-2	2	8	0	2	1	1	18
Ian Stanback	3-7	0-0	1-2	7	7	1	1	0	2	29
Linc Darner	0-0	0-0	0-0	1	0	0	0	0	0	3
Justin Jennings	3-5	0-0	0-1	3	6	0	0	0	0	6
Totals	29-56	4-11	21-31	40	83	16	13	4	5	200

	1st	2nd	Total
FG %	46%	61%	52%
3FG %	43%	25%	36%
FT %	54%	78%	68%

1995
ALABAMA 91 • PENNSYLVANIA 85 (OT)
 No. 5 Seed
 East Regional
 Baltimore Arena • Baltimore, Md.
 March 16, 1995 (First Round)

PENNSYLVANIA	38	29	OT	F	85
ALABAMA	37	30	24		91

PENNSYLVANIA 85										
Player	FG	3FG	FT	REB	PTS	A	TO	B	S	MIN
Scott Kegler	0-2	0-0	0-0	5	0	2	1	0	0	19
Shawn Trice	1-5	0-0	0-0	9	2	1	1	0	2	40
Eric Moore	1-2	1-2	0-0	3	3	1	1	0	0	28
Matt Maloney	8-21	4-13	3-3	4	23	4	1	0	3	40
Jerome Allen	11-28	6-11	2-3	6	30	3	4	0	2	44
Ira Bowman	4-8	2-2	5-8	8	15	3	2	0	2	32
Tim Krug	4-10	1-5	3-3	4	12	0	0	0	0	20
Nat Graham	0-0	0-0	0-0	0	0	0	0	0	0	2
Totals	29-76	14-33	13-17	42	85	14	10	0	9	225

	1st	2nd	Total
FG %	47%	27%	38%
3FG %	50%	33%	42%
FT %	75%	73%	77%

ALABAMA 91										
Player	FG	3FG	FT	REB	PTS	A	TO	B	S	MIN
Jamal Faulkner	3-13	1-3	2-4	12	9	5	3	2	0	41
Jason Caffey	5-11	0-0	1-3	7	11	3	1	0	0	32
Antonio McDyess	16-24	0-0	7-8	19	39	1	3	2	1	39
Marvin Orange	4-11	4-9	2-2	2	14	6	4	0	1	43
Artie Griffin	0-5	0-2	4-6	3	4	1	2	0	0	29
Terrance Bethel	0-0	0-0	0-0	1	0	0	0	0	0	2
Eric Washington	1-5	0-3	0-0	1	2	1	0	0	1	12
Bryan Passink	2-2	2-2	1-2	3	7	3	0	0	0	17
Roy Rogers	2-4	0-0	1-3	3	5	0	1	3	0	10
Totals	33-75	7-19	18-28	57	91	20	14	7	3	225

	1st	2nd	Total
FG %	43%	38%	44%
3FG %	30%	38%	37%
FT %	50%	50%	64%

1995
OKLAHOMA STATE 66 • ALABAMA 52
 Baltimore Arena • Baltimore, Md.
 March 18, 1995 (Second Round)

ALABAMA	27	25	F	52
OKLAHOMA STATE	28	38		66

ALABAMA 52										
Player	FG	3FG	FT	REB	PTS	A	TO	B	S	MIN
Jamal Faulkner	4-13	0-5	0-0	4	8	5	1	0	1	35
Jason Caffey	4-6	0-0	2-2	7	10	2	3	0	0	27
Antonio McDyess	9-19	0-0	4-4	17	22	2	1	2	1	34
Marvin Orange	1-6	1-6	0-0	5	3	2	2	0	0	40
Artie Griffin	0-5	0-3	0-0	2	0	3	4	1	0	30
Eric Washington	3-10	1-6	0-0	2	7	0	2	0	1	18
Bryan Passink	0-0	0-0	0-0	0	0	0	0	0	0	6
Roy Rogers	1-2	0-0	0-0	1	2	0	0	1	0	10
Totals	22-61	2-20	6-6	43	52	14	13	4	3	200

	1st	2nd	Total
FG %	41%	31%	36%
3FG %	17%	7%	10%
FT %	100%	100%	100%

OKLAHOMA STATE 66										
Player	FG	3FG	FT	REB	PTS	A	TO	B		

ALABAMA NCAA TOURNAMENT BOX SCORES

2002
KENT STATE 71 • ALABAMA 58
 Bi-Lo Center • Greenville, S.C.
 March 17, 2002 (Second Round)

ALABAMA	24	34	F	58
KENT STATE	36	35	F	71

ALABAMA												58
Player	FG	3FG	FT	REB	PTS	A	TO	B	S	MIN		
Rod Grizzard	6-16	0-2	5-6	6	17	3	2	1	1	30		
Erwin Dudley	4-6	0-0	4-5	10	12	2	0	0	0	33		
Kenny Walker	4-7	0-0	2-2	4	10	1	4	0	0	27		
Terrance Meade	2-5	2-5	0-1	4	6	1	0	0	1	31		
Mo Williams	3-10	1-4	5-6	4	12	4	6	0	1	34		
Earnest Shelton	0-1	0-1	0-0	0	0	0	1	0	0	4		
Demetrius Smith	0-1	0-1	0-0	0	0	0	1	0	0	18		
Antoine Pettway	0-4	0-0	1-2	5	1	5	1	0	0	23		
Totals	19-50	3-13	17-22	38	58	13	15	1	3	200		

	1st	2nd	Total
FG %	38%	38%	38%
3FG%	23%	23%	23%
FT%	53%	53%	53%

KENT STATE												71
Player	FG	3FG	FT	REB	PTS	A	TO	B	S	MIN		
Demetric Shaw	3-7	0-1	2-2	5	8	0	1	0	2	24		
Antonio Gates	9-19	0-0	0-1	9	18	2	0	0	0	38		
Nate Gerwig	2-2	0-0	0-0	4	4	0	0	0	0	10		
Andrew Mitchell	3-8	0-2	5-8	3	11	3	4	0	3	36		
Trevor Huffman	8-16	3-5	1-2	2	20	5	2	0	2	39		
Eric Haut	1-1	1-1	0-0	0	3	0	0	0	0	4		
Anthony Wilkins	0-0	1-3	0-0	0	0	0	0	0	0	5		
Bryan Bedford	0-1	0-0	0-0	1	0	0	0	0	0	4		
Eric Thomas	2-5	0-0	0-0	3	5	1	0	0	1	18		
John Edwards	1-4	0-0	0-2	6	2	0	0	1	0	22		
Totals	29-63	5-12	8-15	34	71	11	7	1	8	200		

	1st	2nd	Total
FG %	46%	46%	46%
3FG%	42%	42%	42%
FT%	53%	53%	53%

2003
INDIANA 67 • ALABAMA 62
 No. 10 Seed
 Midwest Regional
 Fleet Center • Boston, Mass.
 March 21, 2003 (First Round)

ALABAMA	35	27	F	62
INDIANA	24	43	F	67

ALABAMA												62
Player	FG	3FG	FT	REB	PTS	A	TO	B	S	MIN		
Kennedy Winston	2-8	0-0	4-4	6	8	5	0	1	0	34		
Erwin Dudley	7-15	0-0	4-5	9	18	0	3	1	1	35		
Kenny Walker	1-4	0-0	1-2	3	3	0	2	4	0	24		
Mo Williams	10-19	4-8	2-3	2	26	1	1	0	0	39		
Antoine Pettway	0-1	0-0	0-0	2	0	4	0	0	1	26		
Terrance Meade	2-4	1-3	2-2	0	7	2	2	0	0	20		
Earnest Shelton	0-1	0-1	0-0	3	0	1	0	0	0	18		
Demetrius Smith	0-0	0-0	0-0	0	0	0	0	0	0	3		
Lucky Williams	0-0	0-0	0-0	0	0	0	0	0	0	1		
Totals	22-52	5-12	13-16	25	62	13	8	6	2	200		

	1st	2nd	Total
FG %	48%	35%	42%
3FG%	57%	20%	42%
FT%	100%	77%	81%

INDIANA												67
Player	FG	3FG	FT	REB	PTS	A	TO	B	S	MIN		
Bracey Wright	2-5	2-5	5-7	5	17	3	3	0	0	34		
Jeff Newton	6-12	0-1	2-2	6	14	1	1	1	0	40		
George Leach	1-4	0-0	2-2	2	4	0	0	0	1	16		
Tom Coverdale	4-9	3-6	12-14	8	23	8	1	0	0	36		
M. Strickland	0-5	0-3	0-0	2	0	3	2	0	0	25		
Kyle Hornsby	2-5	2-3	0-0	3	6	0	0	0	0	22		
A.J. Moye	1-3	0-0	1-2	2	3	0	1	1	0	23		
Donald Perry	0-0	0-0	0-0	0	0	0	0	0	0	2		
Totals	19-49	7-18	22-26	28	67	15	8	2	1	200		

	1st	2nd	Total
FG %	32%	44%	39%
3FG%	44%	33%	39%
FT%	86%	84%	85%

2004
ALABAMA 65 • SOUTHERN ILLINOIS 64
 No. 8 Seed
 Phoenix Regional
 Key Arena • Seattle, Wash.
 March 18, 2004 (First Round)

SOUTHERN ILLINOIS	24	40	F	64
ALABAMA	34	31	F	65

SOUTHERN ILLINOIS												64
Player	FG	3FG	FT	REB	PTS	A	TO	B	S	MIN		
Brad Korn	5-10	3-6	2-3	5	15	1	0	0	1	25		
Sylvester Willis	2-5	0-0	0-0	4	4	1	2	0	0	22		
Darren Brooks	10-15	5-5	0-0	2	25	1	3	0	2	33		
Bryan Turner	1-3	1-2	2-2	2	5	2	3	0	0	20		
Stetson Hairston	0-4	0-2	0-0	3	6	6	1	0	0	29		
Jamaal Tatum	2-9	2-5	0-0	1	6	3	0	0	0	22		
LaMar Owen	0-3	0-0	0-0	3	0	0	0	0	0	17		
Tony Young	1-5	1-2	0-0	1	3	1	0	0	0	14		
Josh Warren	3-5	0-0	0-0	6	6	0	1	1	1	18		
Totals	24-59	12-22	4-5	30	64	15	10	1	4	200		

	1st	2nd	Total
FG %	31%	52%	41%
3FG%	40%	67%	55%
FT%	0%	80%	80%

ALABAMA												65
Player	FG	3FG	FT	REB	PTS	A	TO	B	S	MIN		
Kennedy Winston	6-14	1-2	1-2	8	14	3	5	0	0	36		
Jermareo Davidson	2-2	0-0	0-0	1	4	0	1	1	0	21		
Chuck Davis	3-8	0-1	4-6	9	10	1	0	1	2	32		
Earnest Shelton	7-11	4-7	0-0	5	18	2	2	0	2	36		
Antoine Pettway	2-8	0-3	2-2	5	6	2	2	0	1	31		
Emmett Thomas	4-8	2-3	2-4	4	12	0	2	0	2	30		
Evan Brock	0-2	0-0	1-2	2	1	1	0	0	0	14		
Totals	22-52	7-16	13-16	25	62	13	8	6	2	200		

	1st	2nd	Total
FG %	50%	40%	45%
3FG%	56%	29%	44%
FT%	50%	64%	63%

2004
ALABAMA 70 • STANFORD 67
 No. 8 Seed
 Key Arena • Seattle, Wash.
 March 20, 2004 (Second Round)

ALABAMA	37	33	F	70
STANFORD	39	28	F	67

ALABAMA												67
Player	FG	3FG	FT	REB	PTS	A	TO	B	S	MIN		
Josh Childress	5-17	1-5	1-1	7	12	2	1	0	0	34		
Justin Davis	7-13	0-0	1-2	11	15	2	1	0	0	28		
Rob Little	3-8	0-0	1-2	8	7	1	0	0	0	22		
Chris Hernandez	4-10	3-6	0-0	1	11	2	3	0	1	35		
Matt Lottich	4-15	3-11	0-0	3	1	3	0	0	0	29		
Joe Kirchofer	0-2	0-0	0-0	5	0	0	2	0	0	9		
Dan Grunfeld	0-2	0-1	0-0	0	0	1	2	0	0	7		
Nick Robinson	0-3	0-1	2-2	4	2	1	2	0	0	14		
Jason Haas	0-0	0-0	0-0	0	0	0	1	0	0	5		
Fred Washington	0-0	0-0	0-0	0	0	0	0	0	0	2		
Matt Haryasz	3-3	0-0	3-4	4	9	0	0	0	1	15		
Totals	26-73	7-24	8-11	49	67	12	12	0	2	200		

	1st	2nd	Total
FG %	44%	28%	36%
3FG%	40%	21%	29%
FT%	71%	75%	73%

ALABAMA												70
Player	FG	3FG	FT	REB	PTS	A	TO	B	S	MIN		
Kennedy Winston	5-12	1-4	10-15	7	21	1	3	1	3	34		
Jermareo Davidson	2-4	0-0	0-0	1	4	1	0	4	0	30		
Chuck Davis	4-6	0-0	4-4	3	12	2	1	1	0	24		
Earnest Shelton	1-9	1-5	11-14	2	14	0	1	0	0	38		
Antoine Pettway	3-7	2-6	4-4	7	12	3	3	0	3	34		
Emmett Thomas	0-4	0-4	1-3	3	1	1	0	0	0	14		
Evan Brock	1-1	1-1	4-4	3	6	0	0	1	0	20		
Demetrius Smith	0-0	0-0	0-0	1	0	0	0	1	0	6		

POSTSEASON HISTORY

ALABAMA NCAA TOURNAMENT BOX SCORES

2005
MILWAUKEE 83, ALABAMA 73
 No. 5 Seed
 Wolstein Center • Cleveland, Ohio
 March 17, 2005 (First Round)

	F	S	B	A	T	O	P	R	E	B	F	T	M
ALABAMA	32	41											
UW-MILWAUKEE	45	38											

ALABAMA	FG	3FG	FT	REB	PTS	A	TO	B	S	MIN
Chuck Davis	3-5	0-0	4-4	7	10	0	3	2	0	37
Kennedy Winston	7-16	1-5	5-6	4	20	4	5	0	0	37
Jermareo Davidson	4-4	0-0	0-2	10	8	1	2	1	1	31
Ernest Shelton	5-11	2-7	1-2	5	13	4	2	0	1	35
Ronald Steele	5-7	4-5	2-2	3	16	8	3	0	0	40
Evan Brock	0-1	0-0	0-0	1	0	0	1	0	0	6
Jean Felix	2-6	2-6	0-0	2	6	0	3	0	1	13
Justin Jonus	0-0	0-0	0-0	0	0	0	0	0	0	1
Totals	26-50	9-23	12-16	34	73	17	19	3	3	200

	1st	2nd	Total
FG %	55%	50%	52%
3FG %	33%	41%	39%
FT %	86%	67%	75%

UW-MILWAUKEE	FG	3FG	FT	REB	PTS	A	TO	B	S	MIN
Joah Tucker	6-12	1-3	8-14	4	21	3	2	0	1	33
Adrian Tigert	4-4	2-2	0-0	7	10	4	0	0	1	31
Chris Hill	3-7	3-4	0-1	0	9	4	1	0	0	32
Ed McCants	8-15	5-9	0-1	1	21	2	0	0	2	28
Boo Davis	2-5	1-3	5-6	1	10	1	1	0	1	23
Mark Pancratz	0-0	0-0	0-0	0	0	0	0	0	0	9
Allan Hanson	0-0	0-0	0-0	0	0	1	1	0	0	4
Jason McCoy	1-4	0-0	4-4	5	6	1	1	1	1	15
James Wright	0-1	0-0	2-2	3	2	3	0	0	0	20
Derrick Ford	2-2	0-0	0-0	0	4	0	1	0	0	5
Totals	26-50	12-21	19-28	22	83	20	7	1	6	200

	1st	2nd	Total
FG %	55%	50%	52%
3FG %	63%	40%	57%
FT %	86%	67%	75%

2006
ALABAMA 90 • MARQUETTE 85
 10th Seed
 Oakland Regional
 Cox Arena • San Diego, Calif.
 March 16, 2006 (First Round)

	F	S	B	A	T	O	P	R	E	B	F	T
MARQUETTE	30	55										
ALABAMA	44	46										

MARQUETTE	FG	3FG	FT	REB	PTS	A	TO	B	S	MIN
Steve Novak	5-10	5-9	2-2	5	17	1	0	0	2	33
Ousmane Barro	6-7	0-0	1-2	3	13	1	2	3	3	27
Dominic James	7-14	2-5	4-4	3	20	5	2	1	2	32
Jerel McNeal	5-8	0-1	0-0	3	10	3	3	0	0	26
Joe Chapman	3-9	0-4	3-4	3	9	0	0	0	0	26
Dan Fitzgerald	2-4	0-2	2-2	3	6	1	1	0	2	15
Wesley Matthews	4-8	0-1	2-5	3	10	2	2	0	0	24
Chris Grimm	0-0	0-0	0-0	0	0	0	1	0	0	9
Jamil Lott	0-1	0-0	0-0	0	0	0	1	0	0	8
Totals	32-61	7-22	14-19	28	85	13	12	4	9	200

	1st	2nd	Total
FG %	46%	57%	53%
3FG %	30%	33%	32%
FT %	63%	82%	74%

ALABAMA	FG	3FG	FT	REB	PTS	A	TO	B	S	MIN
Evan Brock	1-2	0-0	0-0	1	2	0	1	0	0	13
Jermareo Davidson	9-19	0-0	3-6	12	21	4	1	2	0	39
Richard Hendrix	3-5	0-0	0-2	7	6	2	4	0	3	31
Brandon Hollinger	0-3	0-3	2-2	2	2	0	1	0	0	13
Ronald Steele	5-9	4-6	9-11	5	23	8	5	1	1	38
Alonzo Gee	2-6	0-3	1-2	4	5	1	0	0	0	31
Jean Felix	8-11	8-11	7-8	1	31	0	2	0	0	35
Totals	28-55	12-23	22-31	32	90	15	14	3	4	200

	1st	2nd	Total
FG %	50%	52%	51%
3FG %	46%	60%	52%
FT %	55%	80%	71%

2006
UCLA 62 • ALABAMA 59
 Cox Arena • San Diego, Calif.
 March 18, 2006 (Second Round)

	F	S	B	A	T	O	P	R	E	B	F	T
ALABAMA	30	29										
UCLA	30	32										

ALABAMA	FG	3FG	FT	REB	PTS	A	TO	B	S	MIN
Evan Brock	0-1	0-0	0-0	8	0	1	4	0	0	21
Jermareo Davidson	5-7	0-0	2-3	2	12	1	2	1	0	28
Richard Hendrix	5-8	0-0	2-4	9	12	0	1	1	3	35
Brandon Hollinger	0-0	0-0	0-0	0	0	0	0	0	0	5
Ronald Steele	5-11	2-6	9-12	2	21	4	4	0	1	39
Alonzo Gee	3-7	0-1	3-4	3	9	0	2	1	1	38
Jean Felix	1-5	0-4	3-4	3	5	4	1	0	2	34
Totals	19-39	2-11	19-25	30	59	10	15	3	7	200

	1st	2nd	Total
FG %	61%	38%	49%
3FG %	33%	0%	18%
FT %	86%	72%	76%

UCLA	FG	3FG	FT	REB	PTS	A	TO	B	S	MIN
Cedric Bozeman	2-4	0-1	1-2	4	5	7	0	2	3	31
L.R. Mbah a Moute	4-4	0-0	1-5	6	9	3	2	0	1	34
Ryan Hollins	5-5	0-0	2-4	4	12	0	0	3	0	30
Jordan Farmar	6-13	5-10	1-2	0	18	3	5	1	1	34
Arron Afflalo	5-13	3-9	0-0	2	13	1	1	0	0	36
Darren Collison	1-3	1-3	0-0	0	3	3	1	0	1	14
Alfred Aboya	1-2	0-0	0-0	0	2	0	1	0	0	10
Lorenzo Mata	0-1	0-0	0-0	0	0	0	0	0	0	7
Michael Roll	0-2	0-2	0-0	0	0	0	0	0	0	4
Totals	24-47	9-25	5-13	21	62	17	10	4	5	200

	1st	2nd	Total
FG %	50%	52%	51%
3FG %	39%	33%	36%
FT %	50%	36%	39%

2012
CREIGHTON 58 • ALABAMA 57
 9th Seed
 Greensboro Regional
 Greensboro Coliseum • Greensboro, N.C.
 March 16, 2012 (Second Round)

	F	S	B	A	T	O	P	R	E	B	F	T
ALABAMA	30	27										
CREIGHTON	23	35										

ALABAMA	FG	3FG	FT	REB	PTS	A	TO	B	S	MIN
JaMychal Green	6-10	0-0	0-0	6	12	1	5	3	1	36
Trevor Lacey	4-6	3-5	2-4	5	13	2	1	0	2	34
Trevor Releford	5-10	2-6	2-2	4	14	4	2	1	1	37
Levi Randolph	2-9	1-3	2-6	5	7	0	1	0	0	30
Andrew Steele	2-6	1-1	0-0	5	5	1	0	0	0	28
Char. Hankerson	1-3	0-1	0-0	2	1	0	0	0	0	9
Ben Eblen	0-0	0-0	0-0	1	0	0	0	0	1	4
Nick Jacobs	2-3	0-0	0-0	3	4	0	0	0	0	18
Rodney Cooper	0-1	0-1	0-0	0	0	0	0	0	0	4
TEAM				3						
Totals	22-48	7-17	6-12	32	57	9	9	4	5	200

	1st	2nd	Total
FG %	47.8%	44.0%	45.8%
3FG %	44.4%	37.5%	41.2%
FT %	66.7%	33.3%	50.0%

CREIGHTON	FG	3FG	FT	REB	PTS	A	TO	B	S	MIN
D. McDermott	6-12	1-2	3-4	10	16	0	2	1	0	37
Greg Echenique	3-8	0-0	0-3	5	6	0	0	1	0	26
Grant Gibbs	4-6	1-2	1-2	6	10	4	1	0	1	38
Jahenns Manigat	2-5	2-5	0-0	2	6	1	0	0	0	17
Antoine Young	1-5	0-1	0-0	1	2	5	2	0	0	31
Austin Chatman	1-1	0-0	0-0	0	2	0	0	0	0	9
Josh Jones	2-5	2-4	1-4	1	7	2	0	0	2	23
Avery Dingman	0-1	0-0	0-0	1	0	0	1	0	0	2
Will Artino	0-1	0-0	0-0	2	0	0	0	0	0	3
Ethan Wragge	3-6	3-6	0-0	2	9	0	1	1	1	14
Totals	22-50	9-21	5-13	31	58	14	7	3	4	200

	1st	2nd	Total
FG %	34.6%	54.2%	44.0%
3FG %	38.5%	50.0%	42.9%
FT %	0.0%	41.7%	38.5%

2018
ALABAMA 86 • VIRGINIA TECH 83
 9th Seed
 PPG Paints Arena • Pittsburgh, Pa.
 March 15, 2018 (First Round)

	F	S	B	A	T	O	P	R	E	B	F	T
ALABAMA	41	45										
VIRGINIA TECH	43	40										

ALABAMA	FG	3FG	FT	REB	PTS	A	TO	B	S	MIN
Collin Sexton	7-14	1-5	10-14	3	25	6	5	0	0	33
Donta Hall	5-5	0-0	0-0	3	10	0	0	0	1	25
Dazon Ingram	2-5	1-2	4-8	7	9	4	3	1	1	26
Herbert Jones	3-4	0-0	0-0	4	6	3	4	1	1	34
Braxton Key	0-2	0-1	0-0	1	0	1	1	0	0	17
John Petty	6-9	6-8	2-2	3	20	3	0	0	0	29
Galim Smith	4-5	0-0	0-0	3	8	1				

NIT APPEARANCES

1973	2001
1977	2007
1979	2011
1980	2013
1981	2015
1993	2016
1996	2017
1999	

NIT SEMIFINALS

1973	1996
1977	2001
1979	2011

NIT RUNNER-UP

2001	2011
------	------

NATIONAL INVITATION TOURNAMENT RESULTS

2017						
March 14	Richmond	Tuscaloosa, Ala.	L	64	71	
2016						
March 15	at Creighton	Omaha, Neb.	L	54	72	
2015						
March 17	Illinois	Tuscaloosa, Ala.	W	79	58	
March 21	at Miami (Fla.)	Miami, Fla.	L	66	73	
2013						
Quarterfinals						
March 19	Northeastern	Tuscaloosa, Ala.	W	62	43	
March 23	Stanford	Tuscaloosa, Ala.	W	66	54	
March 26	Maryland	Tuscaloosa, Ala.	L	57	58	
2011						
Finals						
March 15	Coastal Carolina	Tuscaloosa, Ala.	W	68	44	
March 21	New Mexico	Tuscaloosa, Ala.	W	74	67	
March 23	Miami (Fla.)	Tuscaloosa, Ala.	W	79	64	
March 29	vs. Colorado	New York City	W	62	61	
March 31	vs. Wichita State	New York City	L	57	66	
2007						
March 13	at Massachusetts	Amherst, Mass.	L	87	89	
2001						
Finals						
March 13	Seton Hall	Tuscaloosa, Ala.	W	85	79	
March 20	Toledo	Tuscaloosa, Ala.	W	79	69	
March 23	at Purdue	West Lafayette, Ind.	W 2OT	85	77	
March 27	vs. Detroit	New York City	W	74	63	
March 29	vs. Tulsa	New York City	L	60	79	
1999						
March 10	at Wake Forest	Winston-Salem, N.C.	L	57	73	
1996						
Semifinals						
March 13	at Illinois	Champaign, Ill.	W	72	69	
March 18	Missouri	Tuscaloosa, Ala.	W	72	49	
March 20	at South Carolina	Columbia, S.C.	W	68	67	
March 26	vs. St. Joseph's	New York City	L OT	69	74	
March 28	vs. Tulane	New York City	L	76	87	
1993						
March 18	UAB	Tuscaloosa, Ala.	L	56	58	
1981						
March 12	at St. John's	New York City	W	73	69	
March 16	at Duke	Durham, N.C.	L	70	75	
1980						
March 5	Penn State	Birmingham, Ala.	W	53	49	
March 10	Murray State	Tuscaloosa, Ala.	L	62	70	
1979						
Semifinals						
March 8	St. Bonaventure	Birmingham, Ala.	W	98	89	
March 12	Virginia	Birmingham, Ala.	W	90	88	
March 15	vs. Texas A&M	New York City	W	72	68	
March 19	vs. Purdue	New York City	L	68	87	
March 21	vs. Ohio State	New York City	W	96	86	
1977						
Semifinals						
March 10	Memphis	Birmingham, Ala.	W	80	63	
March 14	vs. Virginia Tech	New York City	W	79	72	
March 17	vs. Houston	New York City	L	76	82	
March 20	vs. Villanova	New York City	L	89	102	
1973						
Semifinals						
March 19	vs. Manhattan	New York City	W	87	86	
March 22	vs. Minnesota	New York City	W	69	65	
March 24	vs. Virginia Tech	New York City	L	73	74	
March 25	vs. North Carolina	New York City	L	69	88	

POSTSEASON HISTORY

ALABAMA NIT TEAM RECORDS

POINTS

98	St. Bonaventure	March 9, 1979
96	Ohio State	March 21, 1979
90	Virginia	March 12, 1979

POINTS ALLOWED

102	by Villanova	March 20, 1977
89	by St. Bonaventure	March 8, 1979
88	by Virginia	March 12, 1979

COMBINED POINTS

191	Villanova 102, Alabama 89	March 20, 1977
187	Alabama 98, St. Bonaventure 89	March 8, 1979
182	Alabama 96, Ohio State 86	March 21, 1979

FEWEST POINTS

53	Penn State	March 5, 1980
54	at Creighton	March 15, 2016
56	UAB	March 18, 1983

FEWEST POINTS ALLOWED

43	Northeastern	March 19, 2013
44	Coastal Carolina	March 15, 2011
49	Missouri	March 18, 1996
49	Penn State	March 5, 1980

FIELD GOAL ATTEMPTS

82	North Carolina	March 25, 1973
78	Houston	March 17, 1977
77	Memphis State	March 10, 1977

FIELD GOALS MADE

38	St. Bonaventure	March 8, 1979
37	Manhattan	March 19, 1973
35	Virginia Tech	March 24, 1973

FIELD GOAL PERCENTAGE

.596	Illinois	March 17, 2015
.567	St. Bonaventure	March 8, 1979
.545	Miami (Fla.)	March 23, 2011

THREE-POINT ATTEMPTS

31	Creighton	March 15, 2016
28	Illinois	March 13, 1996
26	Seton Hall	March 12, 2001
26	St. Joseph's	March 26, 1996

THREE-POINTERS MADE

13	Illinois	March 13, 1996
11	Seton Hall	March 12, 2001
10	Missouri	March 18, 1996

THREE-POINT PERCENTAGE

.533	Illinois (8-of-15)	March 17, 2015
.500	Missouri (10-of-20)	March 18, 1996
.464	Illinois (13-of-28)	March 13, 1996

FREE THROW ATTEMPTS

40	Ohio State	March 21, 1979
39	Virginia	March 12, 1979
35	Duke	March 13, 1981

FREE THROWS MADE

30	Ohio State	March 24, 1979
26	Purdue	March 23, 2001
25	Duke	March 16, 1981

FREE THROW PERCENTAGE (min. 15 attempts)

.938	Tulane (15-of-16)	March 28, 1996
.867	Wichita State (13-of-15)	March 31, 2011
.846	Stanford (22-of-26)	March 23, 2013

REBOUNDS

58	Memphis State	March 10, 1977
55	Purdue	March 23, 2001
52	Virginia Tech	March 12, 1979

ASSISTS

20	Memphis State	March 10, 1977
20	Manhattan	March 19, 1973
18	Minnesota	March 22, 1973

BLOCKS

10	Missouri	March 18, 1996
10	at Illinois	March 13, 1996
8	at Purdue	March 23, 2001
7	at Creighton	March 15, 2016
7	Miami (Fla.)	March 23, 2011
7	Coastal Carolina	March 15, 2011
7	at Massachusetts	March 13, 2007
7	Seton Hall	March 13, 2011
7	at South Carolina	March 20, 1996

STEALS

14	vs. Houston	March 17, 1977
13	Miami (Fla.)	March 23, 2011
13	Coastal Carolina	March 15, 2011
12	at Creighton	March 15, 2016

PERSONAL FOULS

29	vs. Villanova	March 20, 1977
25	at Massachusetts	March 13, 2007
25	vs. Virginia Tech	March 14, 1977

COMBINED FOULS

60	St. Bonaventure	March 8, 1979
54	at Purdue	March 23, 2001
53	vs. Virginia Tech	March 14, 1977

MARGIN OF VICTORY

24	Alabama 68, Coastal Carolina 44	March 15, 2011
23	Alabama 72, Missouri 49	March 18, 1996
21	Alabama 79, Illinois 58	March 17, 2015

MARGIN OF DEFEAT

19	Tulsa 79, Alabama 60	March 29, 2001
19	Purdue 87, Alabama 68	March 19, 1979
19	North Carolina 88, Alabama 69	March 25, 1973
18	Creighton 72, Alabama 54	March 15, 2016

ALABAMA NIT INDIVIDUAL RECORDS

POINTS

43	Reggie King vs. Virginia	March 12, 1979
35	Eric Washington vs. Tulane	March 28, 1996
29	Reggie King vs. St. Bonaventure	March 9, 1979

FIELD GOAL ATTEMPTS

30	Reggie King vs. Virginia	March 12, 1979
26	Wendell Hudson vs. North Carolina	March 25, 1973
23	Charles Cleveland vs. Virginia Tech	March 24, 1973

FIELD GOALS MADE

18	Reggie King vs. Virginia	March 3, 1979
12	Eddie Phillips vs. Duke	March 16, 1981
11	JaMychal Green vs. Colorado	March 29, 2011
11	Eric Washington vs. Tulane	March 28, 1996

FIELD GOAL PERCENTAGE (min. 10 attempts)

.818	T.R. Dunn vs. Villanova (9-of-11)	March 20, 1977
.800	Ken Johnson vs. Ohio State (8-of-10)	March 21, 1979
.727	Tony Mitchell vs. New Mexico (8-of-11)	March 21, 2011

THREE-POINT ATTEMPTS

14	Eric Washington vs. St. Joseph's	March 26, 1996
14	Eric Washington vs. Illinois	March 13, 1996
11	Mykal Riley vs. Massachusetts	March 13, 2007
11	Brian Williams vs. Wake Forest	March 10, 1999
11	Eric Washington vs. South Carolina	March 20, 1996
11	Eric Washington vs. Missouri	March 18, 1996

THREE-POINTERS MADE

7	Eric Washington vs. Illinois	March 13, 1996
6	Travis Stinnett vs. Seton Hall	March 12, 2001
6	Eric Washington vs. Missouri	March 18, 1996

THREE-POINT PERCENTAGE (min. 5 attempts)

.625	Eric Washington vs. Tulane (5-of-8)	March 28, 1996
.625	Marvin Orange vs. Illinois (5-of-8)	March 13, 1996
.600	Travis Stinnett vs. Seton Hall (6-of-10)	March 12, 2001

FREE THROW ATTEMPTS

15	Reggie King vs. Ohio State	March 21, 1979
14	Wendell Hudson vs. Manhattan	March 19, 1973
12	Reggie King vs. St. Bonaventure	March 8, 1979
12	Rickey Brown vs. Villanova	March 20, 1977

FREE THROWS MADE

11	Reggie King vs. Ohio State	March 21, 1979
10	Rickey Brown vs. Villanova	March 20, 1977
9	Reggie King vs. St. Bonaventure	March 8, 1979

FREE THROW PERCENTAGE (min. 7 made)

1.000	Retin Obasohan vs. Stanford (8-of-8)	March 23, 2013
1.000	Mykal Riley vs. Massachusetts (7-of-7)	March 13, 2007
.833	Rickey Brown vs. Villanova (10-of-12)	March 20, 1977

REBOUNDS

19	Erwin Dudley vs. Seton Hall	March 12, 2001
16	Erwin Dudley vs. Detroit	March 27, 2001
16	Erwin Dudley vs. Purdue	March 23, 2001
16	Reggie King vs. Memphis State	March 10, 1977

ASSISTS

9	Robert Scott vs. Virginia	March 12, 1979
8	Trevor Lacey vs. Maryland	March 26, 2013
8	Robert Scott vs. Ohio State	March 21, 1979

BLOCKS

9	Roy Rogers vs. Missouri	March 18, 1996
8	Roy Rogers vs. Illinois	March 13, 1996
7	Roy Rogers vs. South Carolina	March 20, 1996

#ROLLTIDE



ALEX REESE



KIRA LEWIS JR.



LAWSON SCHAFER



TEVIN MACK



JAVIAN DAVIS-FLEMING

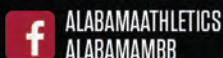


2018-19 MEN'S BASKETBALL SCHEDULE

OCT 30	MONTEVALLO (EXH)	7 PM	JAN 16	AT MISSOURI	8 PM
NOV 6	SOUTHERN	7 PM	JAN 19	AT TENNESSEE	1 PM
NOV 11	APPALACHIAN STATE [^]	6 PM	JAN 22	OLE MISS	8 PM
NOV 15	vs. NORTHEASTERN [#]	1 PM	JAN 26	AT BAYLOR [*]	11 AM
NOV 16	vs. CHARLESTON CLASSIC [#]	TBA	JAN 29	MISSISSIPPI STATE	7:30 PM
NOV 18	vs. CHARLESTON CLASSIC [#]	TBA	FEB 2	AT AUBURN	7 PM
NOV 26	MURRAY STATE	7 PM	FEB 6	GEORGIA	8 PM
NOV 29	AT UCF	6 PM	FEB 9	AT VANDERBILT	7:30 PM
DEC 4	GEORGIA STATE	7 PM	FEB 12	AT MISSISSIPPI STATE	8 PM
DEC 9	ARIZONA	NOON	FEB 16	FLORIDA	1 PM
DEC 18	vs. LIBERTY ⁺	TBA	FEB 19	AT TEXAS A&M	8 PM
DEC 21	PENN STATE	8 PM	FEB 23	VANDERBILT	5 PM
DEC 30	AT STEPHEN F. AUSTIN	5 PM	FEB 26	AT SOUTH CAROLINA	6 PM
JAN 5	KENTUCKY	11 AM ^{OR} NOON	MARCH 2	LSU	11 AM
JAN 8	AT LSU	8 PM	MARCH 5	AUBURN	8 PM
JAN 12	TEXAS A&M	2:30 PM	MARCH 9	AT ARKANSAS	5 PM

ALL TIMES CT AND SUBJECT TO CHANGE // [^]CHARLESTON CLASSIC (TUSCALOOSA, AL) // [#]CHARLESTON CLASSIC (CHARLESTON, SC)
⁺ROCKET CITY CLASSIC (HUNTSVILLE, AL) // ^{*}SEC/BIG 12 CHALLENGE

ROLLTIDE.COM



ALABAMAATHLETICS
ALABAMAMBB



UA_ATHLETICS
ALABAMAMBB



@UA_ATHLETICS
@ALABAMAMBB