



CRIMSON TIDE

BASKETBALL

20 NCAA Appearances » 13 Combined SEC Titles » 2nd in SEC History in Total League Wins » 2nd in SEC History in Winning Percentage

A

2019-20 QUICK FACTS

University	Tuscaloosa, Ala.
Location	Tuscaloosa, Ala.
Founded	April 12, 1831
Enrollment	38,342
Conference	Southeastern
Colors	Crimson and White
President	Dr. Stuart R. Bell
Director of Athletics	Greg Byrne
Faculty Athletics Representative	Dr. James King
Arena	Coleman Coliseum (15,383)

Coaching Staff

Head Coach	Nate Oats
Alma Mater	Maranatha Baptist (1998)
Years at Alabama	First season
Record at Alabama	0-0 (First season)
Career Record	96-43 (.691) (4 seasons)
Asst. Coaches	

Charlie Henry (Madonna University, 2009)

Bryan Hodgson (Fredonia State, 2010)

Antoine Pettway (Alabama, 2004)

Director of Operations	Adam Bauman
Operations Coordinator	Alex Accetta
Strength and Conditioning	Mike Snowden
Director of Video Services	Andrew Steele
Director of Player Development	Dr. Arnie Guin
Athletic Trainer	Clarke Holter
Nutrition Coordinator	Amanda Poppleton
Administrative Asst.	Rachel Relefeld

Team Information

2018-19 Record	18-16
2018-19 SEC Record/Finish	8-10/T-9th
2018-19 H/A/N Record	10-6/4-8/4-2
Starters Returning/Lost	3/2
Letterwinners Returning/Lost	7/7
Newcomers	7*

* includes transfer who will sit out this season

Program History

All-Time Record	1,675-1,046-1 (.617)
SEC Record	791-616 (.562)
SEC Tournament Record	67-53 (.558)
SEC Championships	7
	(1934, 56, 74t, 75t, 76, 87, 02)
SEC Divisional Championships	3
	(2002, 05, 11)
SEC Tournament Championships	6
	(1934, 82, 87, 89, 90, 91)
NCAA Appearances	20
	(1975, 76, 82, 83, 84, 85, 86, 87!, 89, 90, 91, 92, 94, 95, 02, 03, 04, 05, 06, 12, 18)
NCAA Record	19-20! (.487)
! 1987 NCAA Tournament appearance and record (2-1) were vacated	
NIT Appearances	16
	(73, 77, 79, 80, 81, 93, 96, 99, 01, 07, 11, 13, 15, 16, 17, 19)
NIT Record	24-19 (.558)

Media Relations

Basketball Contact	Aaron Jordan
Director of Athletics Communications	
Office	205-348-6084
Mobile	205-913-1979
E-mail	ajordan@ia.ua.edu
Fax	205-348-8841
Website	www.RollTide.com
Mailing Address	1201 Coliseum Drive Room 170 Tuscaloosa, AL 35487

2019-20 SCHEDULE

Opponent TV Time (CT)

NOVEMBER

5 PENN	TBA	TBA
11 FLORIDA ATLANTIC	TBA	TBA
15 at Rhode Island	TBA	TBA
19 FURMAN¹	TBA	TBA
27 vs. North Carolina ²	ESPN/ESPN2	2:30 p.m.
28 vs. Michigan/Iowa State ²	ESPN/ESPN2/ESPNU	TBA
29 vs. TBA ²	ESPN/ESPN2/ESPNU	TBA

DECEMBER

6 STEPHEN F. AUSTIN	TBA	TBA
14 at Penn State	Big Ten Network	1 p.m.
18 at Samford ³	TBA	TBA
21 vs. Belmont ⁴	TBA	TBA
30 RICHMOND	TBA	TBA

JANUARY

4 at Florida [*]	ESPN/ESPN2	5 p.m.
8 MISSISSIPPI STATE[*]	SEC Network	6 p.m.
11 at Kentucky [*]	ESPN/ESPN2/ESPNU	11 a.m.
15 AUBURN[*]	ESPN2/ESPNU	8 p.m.
18 MISSOURI[*]	SEC Network	2:30 p.m.
22 at Vanderbilt [*]	SEC Network	8 p.m.
25 KANSAS STATE⁵	ESPN2	5 p.m.
29 at LSU [*]	ESPN2/ESPNU	6 p.m.

FEBRUARY

1 ARKANSAS[*]	SEC Network	5 p.m.
4 TENNESSEE[*]	ESPN/ESPN2/ESPNU	6 p.m.
8 at Georgia [*]	SEC Network	5 p.m.
12 at Auburn [*]	ESPN2/ESPNU	6 p.m.
15 LSU[*]	ESPN/ESPN2/ESPNU	3 p.m.
19 TEXAS A&M[*]	SEC Network	6 p.m.
22 at Ole Miss [*]	SEC Network	7:30 p.m.
25/26 at Mississippi State [*]	SEC Network	8 p.m.
29 SOUTH CAROLINA[*]	SEC Network	7:30 p.m.

MARCH

3/4 VANDERBILT[*]	SEC Network	7:30 p.m.
8 at Missouri [*]	SEC Network	1:30 p.m.
11-15 SEC Tournament ⁶	TBA	TBA

- 1 Battle 4 Atlantis (Tuscaloosa, Ala.)
- 2 Battle 4 Atlantis (Nassau, Bahamas)
- 3 Game will be played at the BJCC in Birmingham, Ala.
- 4 Rocket City Classic (Huntsville, Ala.)
- 5 Big 12/SEC Challenge (Tuscaloosa, Ala.)
- 6 Southeastern Conference Tournament (Nashville, Tenn.)
- * Southeastern Conference game

BOLD indicates home game

2019-20 NUMERICAL ROSTER

No.	Name	Pos.	Ht.	Wt.	Cl.	Hometown (Previous School)
0	Javian Davis	F	6-9	230	R-Fr.	Canton, Miss. (Canton HS)
1	Herbert Jones	G	6-7	200	Jr.	Greensboro, Ala. (Hale Country HS)
2	Kira Lewis Jr.	G	6-3	160	So.	Meridianville, Ala. (Hazel Green HS)
3	Alex Reese	F	6-9	250	Jr.	Pelham, Ala. (Pelham HS)
4	Juwan Gary	F	6-5	220	Fr.	Columbia, S.C. (West Charlotte HS)
5	Jaden Shackelford	G	6-3	185	Fr.	Hesperia, Calif. (Hesperia HS)
11	James "Beetle" Bolden#	G	6-0	170	Gr.	Covington, Ky. (West Virginia)
12	Jaylen Forbes	G	6-4	176	Fr.	Florence, Miss. (Florence HS)
13	Jahvon Quinerly%	G	6-1	175	So.	Hackensack, N.J. (Villanova)
15	Tyler Barnes	F	6-8	200	Jr.	Louisville, Ky. (St. Xavier HS)
21	Britton Johnson	G	6-4	182	So.	Mountain Brook, Ala. (Mountain Brook HS)
23	John Petty Jr.	G	6-5	195	Jr.	Huntsville, Ala. (Mae Jemison HS)
30	Galín Smith	F	6-9	235	Jr.	Clinton, Miss. (Clinton HS)
33	James Rojas	F	6-8	215	Jr.	Jamestown, N.Y. (Hutchinson CC)
35	Raymond Hawkins	F/C	6-9	240	Fr.	Oakland, Calif. (Findlay Prep)

Graduate transfer and immediately eligible to suit up for the 2019-20 season

% Must sit the 2019-20 season due to NCAA transfer rules and is eligible to suit up in 2020-21

2019-20 ROSTER BREAKDOWN

STARTERS RETURNING (3)

No.	Name	Pos.	Ht.	Wt.	Cl.	Hometown	GP/GS	PPG	RPG	APG	MPG	Other
1	Herbert Jones	G	6-7	206	Jr.	Greensboro, Ala. (Hale County HS)	34/29	6.4	3.5	2.0	21.1	0.9 spg
2	Kira Lewis Jr.	G	6-3	167	So.	Meridianville, Ala. (Hazel Green HS)	34/34	13.5	2.6	2.9	31.6	0.8 spg
23	John Petty Jr.	G	6-5	197	Jr.	Huntsville, Ala. (Mae Jemison HS)	34/17	10.2	4.2	1.9	28.9	

STARTERS LOST (2)

No.	Name	Pos.	Ht.	Wt.	Cl.	Hometown	GP/GS	PPG	RPG	APG	MPG	Other
0	Donta Hall	F	6-9	232	Sr.	Luverne, Ala. (Luverne HS)	34/34	10.5	8.8	0.5	26.8	1.6 bpg
11	Tevin Mack [^]	G	6-7	215	Jr.	Columbia, S.C. (Texas)	34/24	9.0	3.3	0.8	20.6	

OTHER KEY RETURNEES (2)

No.	Name	Pos.	Ht.	Wt.	Cl.	Hometown	GP/GS	PPG	RPG	APG	MPG	Other
3	Alex Reese	F	6-9	238	Jr.	Pelham, Ala. (Pelham HS)	28/0	6.3	2.5	0.5	13.3	
30	Galin Smith	F	6-9	245	Jr.	Clinton, Miss. (Clinton HS)	30/10	3.8	2.2	0.1	13.1	

OTHER LETTERWINNERS LOST (4)

No.	Name	Pos.	Ht.	Wt.	Cl.	Hometown	GP/GS	PPG	RPG	APG	MPG	Other
	Riley Norris	G/F	6-7	210	Gr.	Albertville, Ala. (Albertville HS)	26/3	6.3	3.8	0.7	19.9	
	Daniel Giddens [^]	F/C	6-10	245	Jr.	Mableton, Ga. (Ohio State)	14/0	1.9	1.9	0.5	8.2	
	Avery Johnson Jr.	G	5-11	187	Sr.	Houston, Texas (Texas A&M)	32/0	1.8	0.8	0.7	9.7	
	Dazon Ingram [^]	G	6-5	204	Jr.	Theodore, Ala. (Theodore HS)	32/19	7.1	3.8	2.6	22.2	

NEWCOMERS (5)

No.	Name	Pos.	Ht.	Wt.	Cl.	Hometown (Previous School)	PPG	RPG	APG	MPG	Other
0	Javian Davis	C	6-9	248	R-Fr.	Canton, Miss. (Canton HS)	17.0	12.0			2.0 bpg
4	Juwan Gary	F	6-5	220	Fr.	Columbia, S.C. (West Charlotte HS)	25.0	7.0			2.0 bpg
5	Jaden Shackelford	G	6-3	185	Fr.	Hesperia, Calif. (Hesperia HS)	34.0	11.0	5.5		4.0 spg
12	Jaylen Forbes	G	6-4	176	Fr.	Florence, Miss. (Florence HS)	23.0	9.1	2.1		
35	Raymond Hawkins	F/C	6-9	240	Fr.	Oakland, Calif. (Findlay Prep [Nev.])	14.9	5.9	1.1		

TRANSFERS (3)

No.	Name	Pos.	Ht.	Wt.	Cl.	Hometown (Previous School)	GP/GS	PPG	RPG	APG	MPG	Other
11	James "Beetle" Bolden [#]	G	6-0	170	Gr.	Covington, Ky. (West Virginia)	18/12	12.2	2.6	2.6	21.4	1.1 spg
13	Jahvon Quinerly [%]	G	6-1	175	So.	Hackensack, N.J. (Villanova)	25/0	3.2	0.8	0.9	9.1	
33	James Rojas	F	6-8	215	Jr.	Jamestown, N.Y. (Hutchinson CC)	29	19.0	6.8	2.2	25.8	1.5 spg

[^] Players who left as graduate transfers

[#] Graduate transfer and immediately eligible to suit up for the 2019-20 season

[%] Must sit the 2019-20 season due to NCAA transfer rules and is eligible to suit up in 2020-21

2019-20 ALPHABETICAL ROSTER

No.	Name	Pos.	Ht.	Wt.	Cl.	Hometown (Previous School)
15	Tyler Barnes	F	6-8	200	Jr.	Louisville, Ky. (St. Xavier HS)
11	James "Beetle" Bolden [#]	G	6-0	170	Gr.	Covington, Ky. (West Virginia)
0	Javian Davis	F	6-9	230	R-Fr.	Canton, Miss. (Canton HS)
12	Jaylen Forbes	G	6-4	176	Fr.	Florence, Miss. (Florence HS)
4	Juwan Gary	F	6-5	220	Fr.	Columbia, S.C. (West Charlotte HS)
35	Raymond Hawkins	F/C	6-9	240	Fr.	Oakland, Calif. (Findlay Prep)
21	Britton Johnson	G	6-4	182	So.	Mountain Brook, Ala. (Mountain Brook HS)
1	Herbert Jones	G	6-7	200	Jr.	Greensboro, Ala. (Hale Country HS)
2	Kira Lewis Jr.	G	6-3	160	So.	Meridianville, Ala. (Hazel Green HS)
23	John Petty Jr.	G	6-5	195	Jr.	Huntsville, Ala. (Mae Jemison HS)
13	Jahvon Quinerly [%]	G	6-1	175	So.	Hackensack, N.J. (Villanova)
3	Alex Reese	F	6-9	250	Jr.	Pelham, Ala. (Pelham HS)
33	James Rojas	F	6-8	215	Jr.	Jamestown, N.Y. (Hutchinson CC)
5	Jaden Shackelford	G	6-3	185	Fr.	Hesperia, Calif. (Hesperia HS)
30	Galin Smith	F	6-9	235	Jr.	Clinton, Miss. (Clinton HS)

[#] Graduate transfer and immediately eligible to suit up for the 2019-20 season

[%] Must sit the 2019-20 season due to NCAA transfer rules and is eligible to suit up in 2020-21

PRONUNCIATION GUIDE

PLAYERS

Javian Davis	Jay-VEE-on
Jaylen Forbes	FORBS
Juwan Gary	Juh-WAHN
Kira Lewis Jr.	KYE (rhymes with EYE)-rah
Jahvon Quinerly	Juh-VON
James Rojas	ROE-hoss

COACHES

Adam Bauman	BOW-man
Arnie Guin	GYOO-in
Antoine Pettway	PETT-way

ALABAMA MEN'S BASKETBALL QUICK HITS

TEAM NOTES

- Alabama finished the 2018-19 season with an 18-16 overall record and an 8-10 mark in SEC play. The Crimson Tide earned an at-large berth as the No. 1 seed in the 2019 National Invitation Tournament where it was upset in the opening round vs. No. 8 seed Norfolk State (lost 80-79 in overtime). With the postseason appearance, the Tide has now reached postseason play in five consecutive years (four NITs and one NCAA).
- Alabama finished league play as one of the better defensive teams in the SEC. The Crimson Tide finished the conference campaign ranked third in three-point field goal percentage defense (.320), fourth in field goal percentage defense (43.5 percent) and fifth in scoring defense (71.9) against conference opponents.
- Alabama owned a 3-2 record against AP Top-25 opponents on the season, with all three victories coming during the month of January. Alabama has knocked off then-No. 22/21 Mississippi State, 83-79, on Jan. 29, then-No. 13 Kentucky (77-75) on Jan. 5 and then-No. 20 Ole Miss (74-53) on Jan. 22.
- The Alabama reserves were a strength of this year's team, averaging over 25 points per contest (25.5) for the season. The Crimson Tide bench was outscored just six times and outscored its counterparts by exactly seven points per contest (25.5-18.5). On 14 occasions, the UA reserves owned a double-digit advantage over the opposition's bench.
- The Tide ranked as one of the top rebounding teams in the nation but struggled over the last half of the season in the category. Through its first 18 games, Alabama outrebounded the opposition 17 times and went 12-6 over the stretch. However, UA has won the battle of the boards only three times in its last 16 games and went 6-10 in those contests.

The 70-point mark seemed to be a key number for the Crimson Tide team in 2018-19. On the year, Alabama had a record of 15-5 when scoring 70 or more points in a game. However, the Tide went 3-11 this season when scoring less than 70 points in a contest, with all three of those victories coming UA's final seven games.

INDIVIDUAL NOTES

- Two Crimson Tide players earned all-conference recognition from the Southeastern Conference. Guard Kira Lewis Jr. was named to the SEC All-Freshman Team, while Donta Hall earned a spot on the All-Defensive Team for a second consecutive season
- Sophomore Herbert Jones led the Tide with 17 charges taken through the team's 34 contests. After taking a school record 23 charges as a freshman, Jones has piled up 40 charges taken in his 69 career games played at Alabama.

Lewis Jr. was the second-youngest player in NCAA Division I this season. Lewis, a native of Meridianville, Ala., who graduated early from high school, won't turn 18 until April 6, 2019. Only Pepperdine's Everett Perrot is younger by six days, having been born on April 12, 2001, however, he has not played in a single game this season. A few other things born in 2001? iPods, Wikipedia and the first "Harry Potter" film.

ALL GAMES

2018-19
18-16
3-7
1-5
72.0
71.6
+0.4
.440
.416
.340
.328
.666
37.8
34.9
+2.9
12.3
13.7
4.7
4.6

SEC GAMES

Season
Overall
Last 10
Last 5
PPG
OPP PPG
Margin
FG%
FG% DEF
3PT%
3PT% DEF
FT%
RPG
OPP RPG
Margin
APG
TOs PG
BPG
SPG

2018-19
8-10
4-6
2-3
70.3
71.9
-1.6
.436
.435
.342
.320
.659
36.6
35.6
+1.0
11.7
13.5
4.4
4.4

2018-19 CATEGORY LEADERS

Scoring	Kira Lewis Jr.	13.5 ppg
Rebounding	Donta Hall	8.8 rpg
Assists	Kira Lewis Jr.	2.9 apg
Steals	Herbert Jones	0.9 spg
Blocked Shots	Donta Hall	1.6 bpg
Field Goal Made	Kira Lewis Jr.	157
Field Goal Attempts	Kira Lewis Jr.	363
Field Goal Percentage	Donta Hall	61.6 percent
3-Point Field Goals Made	John Petty Jr.	59
3-Point Field Goal Attempts	John Petty Jr.	171
3-Point Field Goal Percentage	Dazon Ingram	38.1 percent
Free Throws Made	Kira Lewis Jr.	90
Free Throws Attempted	Donta Hall	124
Free Throw Percentage	Kira Lewis Jr.	78.3 percent
Minutes	Kira Lewis Jr.	31.6 mpg

BY THE NUMBERS

4

Alabama faced a total of four teams during its non-conference schedule that were selected to win their respective league in a preseason poll. Northeastern (CAA), UCF (AAC), Georgia State (Sun Belt) and Stephen F. Austin (Southland) were all chosen to win their conference by a league-wide vote. In addition, Murray State (OVC) was predicted to finish second in its conference in a narrow vote to Belmont.

9

Since the start of the 2017-18 season, Alabama has won nine games against teams ranked in the AP Top 25, going 9-5 in 14 such games including a 3-2 mark this season.

10

The Crimson Tide played in 10 games that were decided by five or few points for the year, owning a record of 4-6 in such games.

10

Alabama had 10 Quadrant 1 and 2 wins (10-13) during the 2018-19 season, according to the NCAA Net rankings. That number is sixth-best in the SEC, trailing only LSU, Kentucky, Tennessee, Auburn and Mississippi State.

14

Number of AP Top-25 teams Alabama has beaten over the past four seasons (14-12), including a school record six (6-3) in 2017-18. In 2015-16, the Tide was one of 15 teams nationally that defeated four AP Top-25 teams – the first time since 2001-02 that UA recorded at least four wins against top-25 competition. Prior to the 2015-16 campaign, the Tide had lost 21 straight to AP Top-25 opponents.

82

Number of games UA has won in league play over the past nine years (including 2018-19 season). UA ranks fifth in the league, trailing only Kentucky (123), Florida (106), Arkansas (85) and Ole Miss (83).

791

Number of SEC wins for Alabama, which ranks second among all league teams. The

1,675

Number of all-time wins for Alabama, now in its 106th year of basketball in 2018-19, which ranks second in the SEC.



NATE OATS

Head Coach

First Season at UA
5th Season Overall

MARANTHA BAPTIST, 1998

Nate Oats was formally introduced as head men's basketball coach at The University of Alabama on March 28, 2019.

"The University of Alabama is really special," said Oats. "When he (AD Greg Byrne) called and we talked about the academics here, the institution, the tradition, the excellence, it's a national brand, and it's unbelievable to have this opportunity. The campus here is beautiful. It's everything I thought it'd be and more. I want to thank everyone in here for giving me this chance."

Oats, who was named the 2018 and 2019 Mid-American Conference (MAC) Coach of the Year and finished fourth in voting for the Associated Press Men's College Coach of the Year, becomes the 21st head coach in the program's 106-year history.

Oats comes to Alabama after spending the last four seasons at the University at Buffalo. While there, he led the Bulls to a 96-43 (.691) record, three MAC Tournament Championships and three NCAA Tournament appearances, including reaching the round of 32 in each of the last two seasons. As a result, he was named the league's Coach of the Year and National Association of Basketball Coaches (NABC) District 14 Coach of the Year in back-to-back seasons (2018 and 2019).

"We're going to work our tail off to get this program rolling in the right direction. We have three core values, and we established a culture playbook a few years ago. We talk about maximum effort – that's every workout, weight room session and every practice our guys are going to give max effort, and we're going to demand a lot out of them. Continuous growth is another core value. We're going to get better every day. We need guys that want to get in the gym and work on their own. We're going to get a culture in which they want to get better every day and that goes for academics and growing as young men as well. Selfless love. We're going to teach our guys how to love each other and love this community and treat each other well."

This past year, Oats guided Buffalo to a 32-4 overall record and a 16-2 mark in conference play, leading the program to its second consecutive MAC regular season and tournament championships. The Bulls were ranked for 20 weeks in the Associated Press Top-25 throughout the 2019 season, which marked the first time in school history the program had earned a national ranking. Buffalo went on to climb as high as No. 14 in the nation which was the highest ranking by any MAC team in past 40 years. Additionally, the 32 victories not only set a program record, but was the most wins ever by any Mid-American men's basketball program.

During the 2017-18 season, he led the Bulls to a record of 27-9 overall and 15-3 in the MAC. In doing so, he secured the Buffalo's first ever victory in the NCAA Tournament, defeating No. 4 seed and PAC-12 Champion Arizona, 89-68, in Boise, Idaho.

Over the last two seasons, Buffalo finished with a combined record of 59-13 (.819), a pair of MAC Tournament and regular season championships, two NCAA Tournament Round of 32 appearances and consecutive MAC Coach of the Year honors.

Oats was named head coach of the UB men's program on April 11, 2015 after spending two seasons as the top assistant and recruiting coordinator for the Bulls. He came to Buffalo from Romulus High School in Michigan, where he taught and coached one of the top high school basketball programs in the region.

In his two seasons as an assistant coach under Bobby Hurley, Oats helped lead the Bulls to a 42-20 record, back-to-back MAC East Titles, a MAC Regular Season Title, a MAC Tournament Title and UB's first ever trip to the NCAA Tournament. Oats was also responsible for recruiting Justin Moss, the 2014-15 MAC Player of the Year.

Prior to joining the Bulls, Oats completed 11 seasons as head coach at Romulus High School in Michigan, winning the school's first state title in 27 years in 2012-13 and finished the season 27-1. He was named the 2013 Detroit News State Coach of the Year, the Detroit Free Press State Coach of the Year, and BCAM State Coach of the Year.

Prior honors include 2009 Basketball Coaches Association of Michigan Class A Coach of the Year, the 2008 Detroit Free Press Metro Detroit Coach of the Year, and the 2005 Detroit News Metro Detroit Coach of the Year & Detroit Free Press Metro West Coach of the Year.

In his time as head coach, he led the team to a 222-52 overall record and seven straight conference championships while going undefeated in conference play in the past four consecutive seasons. The team was ranked in the top 25 nationally on three different occasions (2010, 2011, 2013) and made the Michigan Class A Final Four five times. More importantly, he oversaw a program that had a 100 percent graduation rate and 40 of his 42 seniors at Romulus continuing on to college.

Before coaching at Romulus, he played college basketball at Maranatha Baptist University in Wisconsin where was a captain and All-Conference performer, while earning his bachelor's degree in Math Education. Oats went on to become an assistant coach at Maranatha from 1997 to 2000. After that, he moved on to the University of Wisconsin-Whitewater from 2000-02.

Nate and his wife Crystal are the proud parents of three girls – Lexie, Jocie and Brielle.

CAREER HISTORY AND RESULTS

UNIVERSITY OF BUFFALO, HEAD COACH, 2015-19

Year	Record	Pct.	MAC Record	Pct.	Postseason
2015-16	20-15	.571	10-8	.556	NCAA First Round
2016-17	17-15	.531	11-7	.611	
2017-18	27-9	.750	15-3	.833	NCAA Second Round
2018-19	32-4	.889	16-2	.889	NCAA Second Round
Total (4)	96-43	.691	52-20	.722	

HONORS

MAC Coach of the Year (2018, 2019)
NABC District Coach of the Year (2018, 2019)
Finished 4th in AP Voting for National College Coach of the Year (2019)

3x NCAA Tournament Participant
3x MAC Tournament Champions
2x MAC Regular Season Champions

ON THE BENCH



CHARLIE HENRY
Assistant Coach

In his first season at Alabama after spending the last two years (2017-19) as the head coach for the Windy City Bulls of the NBA G League ... spent two seasons (2015-17) as an assistant for the Chicago Bulls under Fred Hoiberg ... prior to his stint with Chicago, he was a member of Hoiberg's coaching staff at Iowa State for three seasons, where his tenure was highlighted by three consecutive trips to the NCAA Tournament (2013-15) ... served as Oats' assistant coach at Romulus High School in Detroit, Mich., during the 2009-10 season.



BRYAN HODGSON
Assistant Coach

First season at Alabama and one of the first hires made by Nate Oats ... spent the previous four seasons with Oats at Buffalo where they earned three NCAA Tournament appearances and three MAC tournament championships, while also earning a pair of MAC regular season titles ... led the UB recruiting efforts and was responsible for the addition of a large make-up of the Buffalo roster which had so much success under Oats' leadership.



ANTOINE PETTWAY
Assistant Coach

Former Crimson Tide star that was an integral part of the Tide's Elite Eight run in 2004 ... one of the top recruiters in not only the Southeastern Conference, but in the nation as well ... promoted to assistant coach at the end of the 2013 season and was named lead recruiter following the 2017 campaign ... was a former walk-on before earning a scholarship ... prior to his promotion, spent three seasons as the director of operations ... graduated in 2004.



MIKE SNOWDEN
Strength and Conditioning

In his first season as the Alabama men's basketball strength coach ... a military veteran who served on President Barack Obama's Helicopter Squadron staff ... was head coach Nate Oats' strength coach at the University of Buffalo ... prior to that he had two stints at George Mason, his alma mater, in 2016-17 and 2013-14 – his first year as a strength coach ... also served as the strength and conditioning graduate assistant with the VCU men's basketball team (2015-16).



ADAM BAUMAN
Director of Operations

Adam Bauman remains on head coach Nate Oats' staff for a fifth consecutive year as he enters his first season at Alabama ... responsible for operational aspects of the men's basketball program, including budget management and scheduling team travel ... prior to his time at Buffalo, he oversaw all video coordination at Mississippi State.

2019-20 PRESEASON TEAM NOTES

ALABAMA BEGINS ITS 107TH SEASON OF BASKETBALL

- Alabama will begin its 107th season of basketball in 2019-20. The Tide's first season of hoops came in 1912-13. There was no season in 1943-44 due to World War II.
- The Tide holds an all-time record of 1,675-1,046-1 (.616), which includes a 791-616 (.562) record in SEC play. The program's first year of play was 1912-13.
- Alabama ranks second in the SEC in league victories and all-time winning percentage.
- UA has made 36 NCAA (20) or NIT (16) appearances and has won seven SEC regular-season titles and six SEC Tournament championships.

OATS NAMED ALABAMA HEAD MEN'S BASKETBALL COACH

- Nate Oats was formally introduced as head men's basketball coach at The University of Alabama by Byrne at a press conference in the Mal M. Moore Athletics Facility on March 28, 2019. He is the 21st head coach in the program's 106-year history.
- Oats was named the 2018 and 2019 Mid-American Conference (MAC) Coach of the Year and finished fourth in voting for the Associated Press Men's College Coach of the Year.
- He comes to Alabama after spending the last four seasons at the University at Buffalo. While there, he led the Bulls to a 96-43 (.691) record, three MAC Tournament Championships and three NCAA Tournament appearances, including reaching the round of 32 in each of the last two seasons. As a result, he was named the league's Coach of The Year and National Association of Basketball Coaches (NABC) District 14 Coach of the Year in back-to-back seasons (2018 and 2019).
- In his words: "We're going to work our tail off to get this program rolling in the right direction. We have three core values, and we established a culture playbook a few years ago. We talk about maximum effort – that's every workout, weight room session and every practice our guys are going to give max effort, and we're going to demand a lot out of them. Continuous growth is another core value. We're going to get better every day. We need guys that want to get in the gym and work on their own. We're going to get a culture in which they want to get better every day and that goes for academics and growing as young men as well. Selfless love. We're going to teach our guys how to love each other and love this community and treat each other well."

WHAT'S BACK

- This year's Crimson Tide squad welcomes back three starters and seven letterwinners from last season's team. Also returning is Javian Davis-Fleming, who redshirted the 2018-19 season.
- Sophomore Kira Lewis Jr. and juniors John Petty and Herbert Jones highlight the returning letterwinners from a year ago. The trio are the top returning scorers, led by Lewis who topped last season's team with 13.5 points per contest. Petty also averaged in double figures with 10.2 ppg, while Jones collected 6.4 ppg.
- Lewis topped last year's squad in assists (2.9 apg), minutes (31.6 mpg), field goals made (157) and attempted (363) and free throw percentage (.783). Meanwhile, Petty led UA in threes made (59) and attempted (171), was second in rebounding (4.2 rpg) and third in scoring. Jones was the team's top defender and led the Tide in charges taken (17) and steals (32), while ranking second in blocked shots (20).
- Other key returnees include juniors Alex Reese and Galin Smith. Reese average 6.3 points and 2.5 rebounds in 28 contests played, while his 37.5 percent shooting from beyond the arc led Alabama. Smith was a key contributor inside the paint, playing in 30 contests while making 10 starts and averaging 3.8 points and 2.2 rebounds per contest.

ALABAMA WELCOMES SEVEN NEWCOMERS TO THE 2019-20 ROSTER

- Along with a new head coach and staff, the 2019-20 Crimson Tide will have a new look to its team. This year's roster features a total of seven newcomers, including four freshmen and three transfers.
- The four freshmen include guards Jaylen Forbes and Jaden Shackelford, along with forwards Juwan Gary and Raymond Hawkins. The transfers consist of graduate student James "Beetle" Bolden (West Virginia), sophomore guard Jahvon Quinerly (Villanova) and junior forward James Rojas (Hutchinson CC).
- Bios on each newcomer can be found in the bio section on pages 7.

ALABAMA ONE OF EIGHT TEAMS WHO WILL COMPETE IN 2019 BATTLE 4 ATLANTIS

- The Alabama men's basketball team will be one off eight teams that will compete in the 2019 Bad Boy Mowers Battle 4 Atlantis The event will be played over the Thanksgiving holiday (Nov. 27-29) and will be held in the Bahamas.
- The Crimson Tide will make its debut in the event, which will be played Paradise Island, Bahamas. All 12 games will be played in Atlantis, Paradise Island's Imperial Arena, the majestic and spacious 3,900-seat venue. Each game will be televised on ESPN family of networks and available to stream via the ESPN app.
- Alabama will open the event when it takes on North Carolina on Nov. 27 at 1:30 p.m. CT. That contest will be televised on either ESPN or ESPN2.
- The winner of the game between UA and UNC will advance to the winner's side of the bracket to take on the winner of Michigan and Iowa State, with the losers of those games meeting in the opposite bracket.
- The 12-game tournament, which is in its ninth season, is known to be one of the most challenging early-season men's college basketball tournaments.
- Eight top-tier teams make up this year's impressive field. In addition to Alabama and North Carolina, other teams in this year's event include: Gonzaga, Iowa State, Michigan, Oregon, Seton Hall and Southern Miss.

ABOUT ALABAMA

- Alabama finished the 2018-19 season with an 18-16 overall mark and an 8-10 record in Southeastern Conference play, which tied for ninth overall.
- The Crimson Tide earned the No. 1 seed in the 2019 National Invitation Tournament, meaning that UA was one of the first four teams left out of the NCAA Tournament. However, Alabama was upset in the opening round of last year's postseason, falling at home to Norfolk State in overtime, 80-79. It marked the third straight NIT in which the Tide failed to win a game.
- Guard Kira Lewis Jr., who was named to the SEC All-Freshman Team, led a balanced scoring attack that featured eight Alabama players averaging at least 6.3 points per game. Three UA players averaged in double figures as Lewis' 13.5 points per game topped the Tide and ranked 18th in the SEC. Donta Hall and John Petty Jr. also averaged in double figures with 10.5 and 10.2 points per game, respectively.
- Lewis also led UA in assists (2.9 apg), minutes (31.6) and free throw shooting (90-of-115, .783), while ranking second in steals (28) and threes made (54) and attempted (151). Meanwhile, Hall topped the team in total dunks (64), rebounds (8.8 rpg), blocks (1.6 bpg), double-figure contests (22) and double-doubles (13).
- Herbert Jones averaged 6.4 ppg and was among the team leaders in assists (3rd – 2.0 apg) and rebounds (5th – 3.5 rpg). Considered as one of the top defenders in the SEC, Jones led Alabama with 32 steals and 17 charges taken, while his 20 blocks ranked second-best on the squad.

2019-20 PRESEASON TEAM NOTES

- As a team, the Crimson Tide was outrebounded in only 12 of its 34 games on the year to result in a +2.9 advantage on the glass (37.8-34.9). UA shot 44.0 percent from the field and 34.0 percent from beyond the arc on the year, while outscoring the competition by 0.4 points per game (72.0-71.6).
- During conference play, Lewis led the team in scoring (13.2 ppg), assists (2.6 apg) and minutes (32.3 mpg), while Petty averaged 10.8 ppg and knocked down a team-leading 37.9 percent of his shots from beyond the arc (33-of-87). Meanwhile, Hall averaged a near double-double at 10.3 points and 8.9 rebounds per game – a number that topped the SEC in conference games only. Jones led the Tide in steals (16) against league opposition.

LEWIS, HALL EACH EARN ALL-SEC RECOGNITION

- The Southeastern Conference announced the league's 2019 men's basketball postseason honors on March 13, as Alabama's Kira Lewis Jr. was named to the SEC All-Freshman Team, while Donta Hall earned a spot on the All-Defensive Team for a second consecutive season.
- Lewis became the third straight Crimson Tide player to earn a spot on the SEC All-Freshman Team, joining Collin Sexton (2018) and Braxton Key (2017). Meanwhile, Hall became the first Alabama player in the history of the award (began in 1991) to be named as one of the SEC's top defenders in two separate seasons.
- Lewis, who was the youngest active Division I men's basketball player in the country, led the Tide on the offensive side of the ball. He topped UA in scoring, assists, minutes, double-figure scoring games and 20-point games this season, while ranking second on the team in steals and threes made and attempted.
- Hall was a force down low for the Crimson Tide throughout the season. The Luverne, Ala., native ranked among the league leaders in blocked shots, while his 8.8 rebounds per game and 13 double-doubles on the year were the most by any player in the SEC. During SEC play, Hall finished atop the league statistics with 8.9 rebounds per contest, while also collecting 10.3 points a game.

JONES TABBED ACADEMIC ALL-DISTRICT FIRST TEAM

- Alabama men's basketball sophomore guard/forward Herbert Jones was named to the 2018-19 Google Cloud Academic All-District 4 First Team, as selected by College Sports Information Directors of America (CoSIDA).
- With the nod, Jones became the fourth different Alabama player to earn first team academic all-district honors, joining Terrance Meade (2003), Levi Randolph (2013, 2014, 2015) and Retin Obasohan (2016). Additionally, he joined Randolph as the only UA men's basketball player to receive the recognition as a sophomore.
- Jones, a native of Greensboro, Ala., is an accounting major who maintains a 3.51 Grade Point Average, including a perfect 4.0 GPA as a freshman in the No. 9-ranked Culverhouse School of Business. His academic accolades include President's List (4.0 GPA), Dean's List (3.5 or better GPA) and SEC Academic Honor Roll recognition.

LEWIS JR. EARNS SEC PLAYER OF THE WEEK

- Alabama point guard Kira Lewis Jr. was tabbed the Southeastern Conference's Freshman of the Week, the league office announced on Dec. 10.
- In games against Georgia State and Arizona, the 6-foot-3, 167-pound freshman from Meridianville, Ala., averaged 19.5 points and 4.5 threes made per game while shooting 60 percent from the beyond the arc (9-of-15) to secure the team's first weekly honor of the year.
- Lewis Jr. began the week by going 6-of-12 from the field and draining five three-pointers (5-of-10) on his way to team-high 19 points against Georgia

State. He followed that performance by recording his fourth 20-point game of the year to lead the Tide in a three-point win over Arizona. Lewis Jr. connected on 7-of-13 shots from the floor, including hitting 4-of-5 treys on the night, and capped the performance by sinking a three-pointer with 13 seconds left to seal the victory over the Wildcats.

ALABAMA RANKED AMONG NATIONAL AND CONFERENCE LEADERS

- Alabama ranked among the nation's leaders in several team and individual categories throughout the season. The Tide ranked among the top 90 teams in total blocked shots (26th, 160) and blocked shots per game (26th, 4.7), as well as total free throws attempted (55th, 739) and made (86th, 492). Additionally, UA was 52nd in total rebounds (1,285), 58th in rebounds per game (37.8), 78th in defensive rebounds per game (26.5), 83rd in offensive rebounds per game (11.3) and 85th in rebound margin (+2.9).
- Individually, Donta Hall led the SEC in both double-doubles (13) and rebounds per game (8.8), ranking 32nd and 49th nationally in the categories, respectively. He was also 40th in the nation in total rebounds (298), 71st in total blocks (56), 77th in defensive rebounds per game (6.1), 84th in offensive rebounds per game (2.7) and 85th in blocked shots per game (1.65).

CALLING THE RESERVES

- Alabama had solid play from the team's bench throughout the course of the season.
- The Crimson Tide reserves averaged 25.5 points per game and was outscored in only six of its 34 games played on the year. Furthermore, the UA reserves have outscored its counterparts by double digits on 15 different occasions.
- Alabama reserves has outscored the opponents back-ups by a cumulative total of 867-630, which averages out to a +7.0 in points per game from the reserves (25.5-18.5).

ALABAMA ANNOUNCED AS A PARTICIPANT IN THE 2020 MAUI JIM MAUI INVITATIONAL

- Alabama will be one of eight teams that will compete in the 2020 Maui Jim Maui Invitational. The event will take place on Nov. 23-25 at the historic Lahaina Civic Center on the island of Maui.
- In addition to the Crimson Tide, other participants in the 37th annual edition of the event include Davidson, Indiana, North Carolina, Providence, Stanford, Texas and UNLV.
- This will mark Alabama's second appearance in the event. The only other showing occurred back in 2008 when UA finished with a 2-1 record, falling to Oregon in the opening round before finishing play with back-to-back wins over Chaminade and Saint Joseph's.
- In fact, all eight teams in the 2020 field will be making a return appearance, including four squads from the 2008 field. In addition to Alabama, Indiana, North Carolina and Texas were among the eight teams that season.
- The 2020 bracket with matchups, times and television information will be released at a later date.



1 Herbert Jones

JUNIOR

Guard • 6-7 • 206 • Greensboro, Ala.
Hale County HS

CAREER HIGHS

Points	18	vs. Norfolk State (3/20/19)
Rebounds	9	3x, last vs. Southern (11/6/18)
Assists	6	vs. Kentucky (1/5/19)
Steals	5	UCF (12/3/17)
Blocks	3	2x, last vs. Mississippi State (1/29/19)
Minutes	34	2x, last vs. Virginia Tech (3/15/18)
Field Goals	6	3x, last vs. Norfolk State (3/20/19)
FG Att.	11	2x, last vs. Wichita State (11/18/18)
3-Point FG	2	2x, last vs. LSU (3/2/19)
3-Point Att.	3	4x, last at Arkansas (3/9/19)
Free Throws	6	vs. Appalachian State (11/11/18)
FT Att.	16	vs. Appalachian State (11/11/18)

2018-19 SEASON HIGHS

Points	18	vs. Norfolk State (3/20/19)
Rebounds	9	vs. Southern (11/6/18)
Assists	6	vs. Kentucky (1/5/19)
Steals	4	vs. Appalachian State (11/11/18)
Blocks	3	2x, last vs. Mississippi State (1/29/19)
Minutes	29	3x, last vs. Georgia State (12/4/18)
Field Goals	6	2x, last vs. Norfolk State (3/20/19)
FG Att.	11	2x, last vs. Wichita State (11/18/18)
3-Point FG	2	2x, last vs. LSU (3/2/19)
3-Point Att.	3	3x, last at Arkansas (3/9/19)
Free Throws	6	vs. Appalachian State (11/11/18)
FT Att.	16	vs. Appalachian State (11/11/18)

MISCELLANEOUS STATS

CATEGORY	2018-19	CAREER
Double-digit scoring	8	9
20+ point games		
Double-digit rebounding		
Double-doubles		
Led UA in scoring	1	1
Led UA in rebounding	3	7
Led UA in three-pointers		
Led UA in assists	9	13
Led UA in steals	11	20
Led UA in blocks	8	11
5+ assist games	3	23
3+ three-pointers		
3+ steal games	4	11
3+ block games	2	2

CAREER ACCOLADES

- 2018 SEC First Year Academic Honor Roll
- Became the fourth player in program history to earn a spot on the Academic All-District team (2019)
- Broke school record for charges taken in a season with 23 as a freshman and now has 40 for his career
- One of 25 collegiate players from around the country who was invited to participate in the 2018 Nike Skills Academy
- Joined teammates John Petty and Kira Lewis Jr., making UA one of only three teams in the nation to have multiple players at the prestigious event

2018-19 SEASON HIGHLIGHTS

- Led Alabama in charges (17) and steals (32), ranked second in blocks (20) and third in assists (67)
- Finished with a career-best 18 points to go along with three rebounds and a pair of assists vs. Norfolk State (3/20)
- Led the team in rebounds (6) and charges (2) while adding 13 points against Wichita State (11/18)
- Had 13 points and three assists vs. Ball State (11/16)
- Provided a strong showing on both ends of the court leading the team in assists (5), steals (2) and blocks (1), while scoring 10 points and pulling down five boards – all on the offensive end – at LSU (1/8)
- Snatched a team-high three steals while scoring 11 points and adding three assists against Auburn (3/5)
- Scored a team-high 18 points, while adding three rebounds and two assists against Norfolk State (3/20)
- Swatted a team-high three shots, while registering eight points and two assists against then-No. 22 Mississippi State (1/29)
- Led the team in assists (5), blocks (2), and steals (1), while adding 11 points against then-No. 13 LSU (3/2)
- Went a perfect 4-of-4 from the field and 2-of-2 from the line to go for 10 points and eight rebounds against then-No. 13 Kentucky (1/5)
- Turned in an outstanding effort on both sides of the court, totaling eight points and nine rebounds in 20 minutes of action vs. Southern (11/6)
- Registered a career and team-high in free throws (6), assists (4), and steals (4), while also collecting 10 points and four rebounds against Appalachian State (11/11)
- Added seven points, two rebounds, one assist, and one steal at Arkansas (3/9)
- Played a strong defensive role in the victory at South Carolina (2/26) while adding three points, four rebounds, three assists, and one block off the bench
- Held then-No. 20 Ole Miss (1/22) to lowest scoring game of the season while leading the team in assists (2) and steals (2) to go for eight points and eight rebounds



JONES' 2018-19 GAME-BY-GAME STATS

Opponent	Date	GS	Min	FG	FGA	Pct	3FG	FGA	Pct	FT	FTA	Pct	Off	Def	Tot	Avg	PF	A	TO	Blk	Stl	Pts	Avg	
SOUTHERN	11/6	*	20	2	4	.500	0	1	.000	4	4	1.000	2	7	9	9.0	3	1	3	1	1	8	8.0	
APPALACHIAN STATE	11/11	*	26	2	11	.182	0	1	.000	6	16	.375	3	1	4	6.5	4	4	1	1	4	10	9.0	
vs. Northeastern	11/15	*	23	2	6	.333	0	1	.000	4	5	.800	1	2	3	5.3	1	0	1	0	0	8	8.7	
Ball State	11/16	*	22	6	10	.600	1	2	.500	0	1	0.000	0	3	3	4.8	5	3	0	0	0	13	9.8	
vs. Wichita State	11/18	*	29	5	11	.455	2	3	.667	1	2	.500	1	5	6	5.0	5	1	4	0	0	13	10.4	
MURRAY STATE	11/26	*	29	3	5	.600	0	0	.000	1	2	.500	2	6	8	5.5	3	4	5	1	2	7	9.8	
at UCF	11/29	*	28	3	9	.333	0	1	.000	1	2	.500	2	4	6	5.6	3	1	3	0	0	7	9.4	
GEORGIA STATE	12/4	*	29	0	6	.000	0	0	.000	1	6	.167	3	2	5	5.5	4	2	0	1	0	1	8.4	
ARIZONA	12/9	*	21	0	1	.000	0	1	.000	0	4	0.000	1	0	1	5.0	1	1	3	2	0	0	7.4	
vs. Liberty	12/18	*	23	3	4	.750	0	0	.000	2	4	.500	0	3	3	4.8	2	2	1	1	3	8	7.5	
PENN STATE	12/21	*	28	3	7	.429	0	0	.000	2	4	.500	0	4	4	4.7	2	2	1	3	3	8	7.5	
at Stephen F. Austin	12/30	*	14	1	3	.333	0	1	.000	3	4	.750	1	1	2	4.5	4	1	3	0	1	5	7.3	
KENTUCKY*	1/5	*	23	4	4	1.000	0	0	.000	2	2	1.000	1	7	8	4.8	4	6	0	0	0	10	7.5	
at LSU*	1/8	*	23	5	10	.500	0	0	.000	0	2	0.000	5	0	5	4.8	4	5	1	1	2	10	7.7	
TEXAS A&M*	1/12	*	11	0	2	.000	0	0	.000	1	2	.500	1	1	2	4.6	5	1	2	0	0	1	7.3	
at Missouri*	1/16	*	18	2	3	.667	0	0	.000	0	0	0.000	0	1	1	4.4	4	2	1	0	0	4	7.1	
at Tennessee*	1/19	*	20	1	5	.200	0	2	.000	0	2	0.000	1	3	4	4.4	3	2	4	1	0	2	6.8	
OLE MISS*	1/22	*	27	2	7	.286	0	0	.000	4	6	.667	3	5	8	4.6	0	2	2	0	2	8	6.8	
at Baylor	1/26	*	15	0	2	.000	0	0	.000	0	0	0.000	0	3	3	4.5	5	3	1	0	0	0	6.5	
MISSISSIPPI STATE*	1/29	*	18	3	5	.600	0	0	.000	2	5	.400	0	2	2	4.4	4	2	0	3	0	8	6.6	
at Auburn*	2/2	*	19	1	3	.333	0	0	.000	0	0	0.000	0	0	0	4.1	3	0	4	0	1	2	6.3	
GEORGIA*	2/6	*	22	1	3	.333	0	0	.000	4	6	.667	1	2	3	4.1	1	0	1	0	0	6	6.3	
at Vanderbilt*	2/9	*	26	4	6	.667	0	0	.000	1	2	.500	3	1	4	4.1	3	0	2	0	1	9	6.4	
at Mississippi State*	2/12	*	19	1	4	.250	0	0	.000	2	2	1.000	0	1	1	4.0	2	3	2	0	2	4	6.3	
FLORIDA*	2/16	*	12	1	1	1.000	0	0	.000	1	2	.500	0	0	0	3.8	0	1	1	0	0	3	6.2	
at Texas A&M*	2/19		12	2	2	1.000	0	0	.000	0	0	0.000	0	1	1	3.7	1	2	2	0	1	4	6.1	
VANDERBILT*	2/23		13	2	8	.250	0	0	.000	1	3	.333	1	2	3	3.7	1	0	1	0	0	2	5	6.1
at South Carolina*	2/26		24	1	2	.500	0	0	.000	1	2	.500	0	4	4	3.7	4	3	2	1	0	3	6.0	
LSU*	3/2		25	4	10	.400	2	3	.667	1	2	.500	1	2	3	3.7	3	5	1	2	1	11	6.1	
AUBURN*	3/5		25	5	8	.625	0	0	.000	1	2	.500	0	3	3	3.6	4	3	4	0	3	11	6.3	
at Arkansas*	3/9	*	24	3	8	.375	0	3	.000	1	3	.333	1	1	2	3.6	3	1	3	0	1	7	6.3	
vs. Ole Miss	3/14	*	14	0	3	.000	0	0	.000	0	0	0.000	1	1	2	3.5	0	2	4	2	0	0	6.1	
vs. Kentucky	3/15	*	10	1	4	.250	0	1	.000	0	0	0.000	2	1	3	3.5	2	0	3	0	1	2	6.0	
vs. Norfolk State	3/20	*	27	6	10	.600	1	1	1.000	5	8	.625	1	2	3	3.5	1	2	1	0	1	18	6.4	

* indicates Southeastern Conference opponent

JONES' CAREER STATS

YEAR	GP	GS	MIN	AVG	FG	FGA	PCT	3FG	3FGA	PCT	FT	FTA	PCT	OFF	DEF	TOT	AVG	PF	FO	AST	TO	BLK	STL	PTS	AVG
2017-18	35	13	741	21.2	58	142	.408	7	26	.269	24	48	.500	29	92	121	3.5	94	4	48	56	22	44	147	4.2
2018-19	34	29	719	21.1	79	187	.422	6	21	.286	52	105	.495	38	81	119	3.5	94	4	67	67	20	32	216	6.4
TOTAL	69	42	1460	21.2	137	329	.416	13	47	.277	76	153	.497	67	173	240	3.5	188	8	115	123	42	76	363	5.3

JONES' CAREER SEC STATS

YEAR	GP	GS	MIN	AVG	FG	FGA	PCT	3FG	3FGA	PCT	FT	FTA	PCT	OFF	DEF	TOT	AVG	PF	FO	AST	TO	BLK	STL	PTS	AVG
2017-18	17	7	362	21.3	29	78	.372	4	18	.222	4	11	.364	20	44	64	3.8	40	2	19	22	14	19	66	3.9
2018-19	18	13	361	20.1	42	91	.462	2	8	.250	22	43	.512	18	36	54	3.0	49	1	38	33	8	16	108	6.0
TOTAL	35	20	723	20.7	71	169	.420	6	26	.231	26	54	.481	38	80	118	3.4	89	3	57	55	22	35	174	5.0



2 Kira Lewis Jr.

SOPHOMORE

Guard • 6-3 • 167 • Meridianville, Ala.
Hazel Green HS

CAREER HIGHS

Points	24	2x, last vs. Georgia (2/6/19)
Rebounds	5	2x, last at Mississippi State (2/12/19)
Assists	8	vs. Stephen F. Austin (12/30/18)
Steals	4	vs. Ole Miss (3/14/19)
Blocks	1	10x, last vs. Kentucky (3/15/19)
Minutes	38	vs. LSU (3/2/19)
Field Goals	10	vs. Georgia (2/6/19)
FG Att.	18	vs. Appalachian State (11/11/18)
3-Point FG	5	vs. Georgia State (12/4/18)
3-Point Att.	10	vs. Georgia State (12/4/18)
Free Throws	11	vs. Wichita State (11/18/18)
FT Att.	11	vs. Wichita State (11/18/18)

2018-19 SEASON HIGHS

Points	24	2x, last vs. Georgia (2/6/19)
Rebounds	5	2x, last at Mississippi State (2/12/19)
Assists	8	vs. Stephen F. Austin (12/30/18)
Steals	4	vs. Ole Miss (3/14/19)
Blocks	1	10x, last vs. Kentucky (3/15/19)
Minutes	38	vs. LSU (3/2/19)
Field Goals	10	vs. Georgia (2/6/19)
FG Att.	18	vs. Appalachian State (11/11/18)
3-Point FG	5	vs. Georgia State (12/4/18)
3-Point Att.	10	vs. Georgia State (12/4/18)
Free Throws	11	vs. Wichita State (11/18/18)
FT Att.	11	vs. Wichita State (11/18/18)

MISCELLANEOUS STATS

CATEGORY	2018-19	CAREER
Double-digit scoring	24	24
20+ point games	5	5
Double-digit rebounding		
Double-doubles		
Led UA in scoring	14	14
Led UA in rebounding		
Led UA in three-pointers	9	9
Led UA in assists	14	14
Led UA in steals	7	7
Led UA in blocks	2	2
5+ assist games	4	4
3+ three-pointers	7	7
3+ steal games	2	2
3+ block games		

CAREER ACCOLADES

- 2019 SEC All-Freshman Team
- Was the second-youngest player in D-I for the 2018-19 season at 17 years old (birthday is April 6, 2001) – the youngest player in the nation (Everett Perrot of Pepperdine) did not play a game during the season
- Named SEC Freshman of the Week for the week of Dec. 10

2018-19 SEASON HIGHLIGHTS

- Led Alabama in assists (2.9 apg), double-figure scoring games (24), 20-point games (5) and minutes (31.6 mpg), while ranking second in steals (28) and third in three-point field goal percentage (.358)
- Exploded with a career and team-high of 24 points going 6-of-9 from the field and a perfect 11-of-11 from the line, while collecting four rebounds and two assists against Wichita State (11/18)
- Matched his career-high of 24 points, while connecting with seven assists and four rebounds against Georgia (2/6)
- Scored a team-high of 21 points to go along with four rebounds and one assist against Appalachian State (11/11)
- Was a crucial factor in the win against Murray State (11/26) registering 20 points in back-to-back games, while adding four assists and two steals
- Went 4-of-5 from outside the arc and finished with 20 points, including hitting a 3-pointer with 13 seconds left to seal the win over Arizona (12/9)
- Finished with 17 points, including going 7-of-8 from the line, and a career-best eight assists at Stephen F. Austin (12/30)
- Scored three baskets beyond the arc to go for a team-high 17 points, while also leading the team in assists (3) and steals (1) at South Carolina (2/26)
- Had 13 points, two steals, and one rebound and assist at Auburn (2/2)
- Led the team at Mississippi State (2/12) with 17 points and tied career-high five rebounds
- Registered a team-high in points (14), three-pointers (2), and assists (2) against Florida (2/16)
- Dropped a team high 15-points, including a perfect 8-of-8 from the line to go along with two rebounds, one steal, and one assist at LSU (1/8)
- Posted a team-high 19 points, including four three-pointers, two assists, and one steal against Vanderbilt (2/23)
- Accounted for a team-high 13 points and three assists against Auburn (3/5)
- Snatched a career-high four steals while adding 13 points against Ole Miss (3/14)
- Added 12 points, two assists, three rebounds, and one block at Arkansas (3/9)
- Led the team in assists (3) and steals (2) while adding nine points, three rebounds, and one steal against then-No. 22 Mississippi State (1/29)



LEWIS JR.'S 2018-19 GAME-BY-GAME STATS

Opponent	Date	GS	Min	FG	FGA	Pct	3FG	FGA	Pct	FT	FTA	Pct	Off	Def	Tot	Avg	PF	A	TO	Blk	Stl	Pts	Avg
SOUTHERN	11/6	*	29	2	5	.400	1	3	.333	1	1	1.000	1	1	2	2.0	3	7	3	1	1	6	6.0
APPALACHIAN STATE	11/11	*	31	9	18	.500	3	6	.500	0	0	.000	3	1	4	3.0	2	1	1	0	0	21	13.5
vs. Northeastern	11/15	*	31	3	10	.300	1	6	.167	0	0	.000	0	0	0	2.0	3	1	1	0	0	7	11.3
vs. Ball State	11/16	*	30	3	6	.500	0	2	.000	2	2	1.000	0	2	2	2.0	3	3	3	1	3	8	10.5
vs. Wichita State	11/18	*	33	6	9	.667	1	2	.500	11	11	1.000	0	4	4	2.4	2	2	0	0	0	24	13.2
MURRAY STATE	11/26	*	28	6	13	.462	1	4	.250	7	10	.700	1	1	2	2.3	2	3	1	1	1	20	14.3
at UCF	11/29	*	32	6	11	.545	2	5	.400	0	0	.000	0	2	2	2.3	4	2	2	0	0	14	14.3
GEORGIA STATE	12/4	*	33	6	12	.500	5	10	.500	2	2	1.000	0	3	3	2.4	1	1	1	1	1	19	14.9
ARIZONA	12/9	*	30	7	13	.538	4	5	.800	2	4	.500	0	2	2	2.4	2	1	3	0	1	20	15.6
vs. Liberty	12/18	*	35	7	12	.583	1	2	.500	2	3	.667	0	3	3	2.4	3	4	2	0	1	17	15.8
PENN STATE	12/21	*	29	2	7	.286	0	1	.000	3	4	.750	0	1	1	2.3	2	4	1	0	1	7	14.9
at Stephen F. Austin	12/30	*	31	4	12	.333	2	6	.333	7	8	.875	2	0	2	2.4	2	8	3	0	1	17	15.0
KENTUCKY*	1/5	*	34	4	14	.286	2	6	.333	2	2	1.000	0	2	2	2.2	2	3	4	0	0	12	14.8
at LSU*	1/8	*	31	3	11	.273	1	6	.167	8	8	1.000	0	2	2	2.3	1	1	3	0	1	15	14.7
TEXAS A&M*	1/12	*	30	5	9	.556	1	3	.333	3	4	.750	0	0	0	2.1	0	3	1	0	0	14	14.7
at Missouri*	1/16	*	25	3	7	.429	1	3	.333	2	2	1.000	0	2	2	2.1	1	1	2	0	0	9	14.4
at Tennessee*	1/19	*	33	4	10	.400	3	6	.500	1	2	.500	0	2	2	2.1	4	1	4	0	0	12	14.2
OLE MISS*	1/22	*	25	2	8	.250	1	3	.333	2	2	1.000	0	2	2	2.0	0	1	0	1	1	7	13.8
at Baylor	1/26	*	31	6	12	.500	1	4	.250	2	2	1.000	1	4	5	2.2	3	6	3	1	2	15	13.9
MISSISSIPPI STATE*	1/29	*	32	4	9	.444	0	2	.000	1	2	.500	0	3	3	2.3	1	3	5	1	2	9	13.7
at Auburn*	2/2	*	28	4	6	.667	2	3	.667	3	6	.500	0	1	1	2.2	1	1	2	0	2	13	13.6
GEORGIA*	2/6	*	36	10	17	.588	1	4	.250	3	4	.750	0	4	4	2.3	1	7	1	0	2	24	14.1
at Vanderbilt*	2/9	*	34	6	11	.545	2	4	.500	4	4	1.000	0	2	2	2.3	3	4	2	0	0	18	14.3
at Mississippi State*	2/12	*	34	5	12	.417	3	7	.429	4	4	1.000	0	5	5	2.4	2	2	4	0	0	17	14.4
FLORIDA*	2/16	*	32	4	8	.500	2	5	.400	4	8	.500	0	2	2	2.4	2	2	3	0	0	14	14.4
at Texas A&M*	2/19	*	32	2	11	.182	1	7	.143	0	0	.000	0	3	3	2.4	1	4	0	0	1	5	14.0
VANDERBILT*	2/23	*	37	7	13	.538	4	8	.500	1	2	.500	0	1	1	2.3	0	2	1	1	1	19	14.2
at South Carolina*	2/26	*	37	5	13	.385	3	6	.500	4	5	.800	1	4	5	2.4	0	3	3	0	1	17	14.3
LSU*	3/2	*	38	3	16	.188	0	4	.000	1	2	.500	1	3	4	2.5	3	4	3	0	0	7	14.0
AUBURN*	3/5	*	34	4	9	.444	1	3	.333	4	5	.800	1	3	4	2.5	0	3	2	0	1	13	14.0
at Arkansas*	3/9	*	30	5	11	.455	1	3	.333	1	1	1.000	1	2	3	2.5	2	2	2	1	0	12	13.9
vs. Ole Miss	3/14	*	31	5	13	.384	1	4	.250	2	3	.666	0	1	1	2.5	1	3	3	0	4	13	13.9
vs. Kentucky	3/15	*	27	1	5	.200	1	2	.500	0	0	.000	1	3	4	2.6	3	2	3	1	0	3	13.7
vs. Norfolk State	3/20	*	32	4	10	.400	1	6	.167	1	2	.500	0	3	3	2.6	1	3	2	0	0	10	13.8

* indicates Southeastern Conference opponent

LEWIS' CAREER STATS

YEAR	GP	GS	MIN	AVG	FG	FGA	PCT	3FG	3FGA	PCT	FT	FTA	PCT	OFF	DEF	TOT	AVG	PF	FO	AST	TO	BLK	STL	PTS	AVG
2018-19	34	34	1075	31.6	157	363	.433	54	151	.358	90	115	.783	13	74	87	2.6	61	0	98	74	10	28	458	13.5
TOTAL	34	34	1075	31.6	157	363	.433	54	151	.358	90	115	.783	13	74	87	2.6	61	0	98	74	10	28	458	13.5

LEWIS' CAREER SEC STATS

YEAR	GP	GS	MIN	AVG	FG	FGA	PCT	3FG	3FGA	PCT	FT	FTA	PCT	OFF	DEF	TOT	AVG	PF	FO	AST	TO	BLK	STL	PTS	AVG
2018-19	18	18	385	21.4	59	144	.410	27	77	.351	13	26	.500	14	52	66	3.7	32	0	16	28	10	7	158	8.8
TOTAL	18	18	385	21.4	59	144	.410	27	77	.351	13	26	.500	14	52	66	3.7	32	0	16	28	10	7	158	8.8



3 Alex Reese

JUNIOR

Forward • 6-9 • 238 • Pelham, Ala.
Pelham HS

CAREER HIGHS

Points	19	vs. Wichita State (11/18/18)
Rebounds	9	2x, last vs. Lipscomb (11/14/17)
Assists	3	2x, last vs. Arizona (12/9/18)
Steals	4	vs. Memphis (11/10/17)
Blocks	2	3x, last vs. OleMiss (1/22/19)
Minutes	30	vs. Memphis (11/10/17)
Field Goals	6	vs. Kentucky (3/15/19)
FG Att.	14	vs. UCF (11/29/18)
3-Point FG	5	vs. Norfolk State (3/20/19)
3-Point Att.	8	vs. Norfolk State (3/20/19)
Free Throws	9	vs. Wichita State (11/18/18)
FT Att.	10	vs. Wichita State (11/18/18)

2018-19 SEASON HIGHS

Points	19	vs. Wichita State (11/18/18)
Rebounds	8	vs. Arizona (12/9/18)
Assists	3	vs. Arizona (12/9/18)
Steals	2	3x, last vs. Liberty (12/18/18)
Blocks	2	3x, last vs. OleMiss (1/22/19)
Minutes	28	vs. UCF (11/29/18)
Field Goals	6	vs. Kentucky (3/15/19)
FG Att.	14	vs. UCF (11/29/18)
3-Point FG	5	vs. Norfolk State (3/20/19)
3-Point Att.	8	vs. Norfolk State (3/20/19)
Free Throws	9	vs. Wichita State (11/18/18)
FT Att.	10	vs. Wichita State (11/18/18)

MISCELLANEOUS STATS

CATEGORY	2018-19	CAREER
Double-digit scoring	6	8
20+ point games		
Double-digit rebounding		
Double-doubles		
Led UA in scoring	2	2
Led UA in rebounding	1	4
Led UA in three-pointers	5	8
Led UA in assists	1	1
Led UA in steals	5	9
Led UA in blocks	4	4
5+ assist games		
3+ three-pointers	3	3
3+ steal games		1
3+ block games		

CAREER ACCOLADES

- 2018 SEC First Year Academic Honor Roll

2018-19 SEASON HIGHLIGHTS

- Went for a career high of 19 points, going 9-for-10 from the line while adding two rebounds and an assist against Wichita State (11/18)
- Provided an offensive spark off the bench in the win against Arizona (12/9), scoring 15 points while collecting eight rebounds and two assists
- Scored a team-high 15 points and six rebounds against then-No. 4 Kentucky (3/15)
- Went 5-of-8 from beyond the arc to turn in 17 points, seven rebounds, and one steal against Norfolk State (3/20)
- Led the team in points (14) and threes (2), while collecting three rebounds and two assists against UCF (11/29)
- Dropped 12 points at LSU (1/8) to go along with four rebounds and one assist
- Registered a career high of three pointers made (3) while adding nine points and two steals vs. Murray State (11/26)
- Shot 4-of-9 from the floor to total nine points to go along with four rebounds and two steals against Georgia State (12/4)
- Led the team in assists (2) and blocks (1) while chipping in nine points and grabbing five boards at Arkansas (3/9)
- Scored eight points in the season opener vs. Southern (11/6), knocking down a pair of threes
- Added seven points, three rebounds, and two steals against Liberty (12/18)
- Grabbed four rebounds to go along with five points and one block against then-No. 13 Kentucky (1/5)
- Accounted for seven points – all coming in the first half – and five rebounds in the win at Missouri (1/16)
- Swatted two shots while adding three points and one rebound against then-No. 20 Ole Miss (1/22)
- Put up seven points and one block at Auburn (2/2)



REESE'S 2018-19 GAME-BY-GAME STATS

Opponent	Date	GS	Min	FG	FGA	Pct	3FG	FGA	Pct	FT	FTA	Pct	Off	Def	Tot	Avg	PF	A	TO	Blk	Stl	Pts	Avg	
SOUTHERN	11/6		21	3	5	.600	2	3	.667	0	0	.000	0	1	1	1.0	1	1	1	0	0	8	8.0	
APPALACHIAN STATE	11/11		13	1	3	.333	0	0	.000	3	4	.750	2	1	3	2.0	2	0	1	0	0	5	6.5	
vs. Northeastern	11/15		9	0	2	.000	0	2	.000	0	0	.000	0	0	0	0.0	1.3	2	1	1	0	1	4.3	
vs. Ball State	11/16		3	0	1	.000	0	1	.000	0	0	.000	0	1	1	1.3	1	0	0	0	0	0	3.3	
vs. Wichita State	11/18		15	4	7	.571	2	5	.400	9	10	.900	1	2	1.4	1	1	1	0	0	0	19	6.4	
MURRAY STATE	11/26		21	3	9	.333	3	5	.600	0	0	.000	0	0	0	0.0	1.2	2	1	1	2	2	6.8	
at UCF	11/29		28	5	14	.357	2	7	.286	2	2	1.000	2	1	3	1.4	2	2	1	0	0	14	7.9	
GEORGIA STATE	12/4		15	4	9	.444	0	4	.000	1	2	.500	1	3	4	1.8	0	0	0	0	2	9	8.0	
ARIZONA	12/9		27	5	9	.556	2	3	.667	3	3	1.000	3	5	8	2.4	3	3	3	0	2	15	8.8	
vs. Liberty	12/18		14	1	5	.200	0	2	.000	5	8	.625	0	3	3	2.5	0	0	1	0	2	7	8.6	
PENN STATE	12/21		5	1	1	1.000	0	0	.000	0	0	.000	0	1	2	0.4	0	0	1	1	0	2	8.0	
at Stephen F. Austin	12/30		5	0	1	.000	0	1	.000	0	0	.000	0	0	0	0.0	0	0	1	0	0	0	0	7.3
KENTUCKY*	1/5		13	2	6	.333	1	2	.500	0	0	.000	1	3	4	2.3	1	0	1	1	0	5	7.2	
at LSU*	1/8		18	2	5	.400	2	4	.500	6	6	1.000	3	1	4	2.4	1	1	0	0	0	12	7.5	
TEXAS A&M*	1/12		7	2	5	.400	0	0	.000	0	0	.000	1	0	1	2.3	3	1	0	1	0	4	7.3	
at Missouri*	1/16		16	3	7	.429	1	2	.500	0	0	.000	2	3	5	2.5	1	0	1	0	0	7	7.3	
at Tennessee*	1/19		15	0	4	.000	0	2	.000	2	3	.667	0	3	3	2.5	2	0	2	2	0	2	6.9	
OLE MISS*	1/22		11	1	4	.250	1	4	.250	0	0	.000	0	1	2	1.4	1	0	2	2	0	3	6.7	
at Baylor	1/26		9	1	3	.333	0	2	.000	0	0	.000	2	1	3	2.5	0	0	0	0	0	2	6.5	
MISSISSIPPI STATE*	1/29		12	0	0	.000	0	0	.000	1	3	.333	0	2	2	2.5	1	0	0	0	0	1	6.2	
at Auburn*	2/2		11	2	5	.400	1	3	.333	2	2	1.000	1	0	1	2.4	0	0	0	1	0	7	6.2	
GEORGIA*	2/6		6	0	1	.000	0	1	.000	0	0	.000	0	1	1	2.3	1	0	0	1	0	0	6.0	
at Vanderbilt*	2/9																							
DNP - ILLNESS																								
at Mississippi State*	2/12		7	1	1	1.000	0	0	.000	0	0	.000	0	1	1	2.3	0	0	1	0	0	2	5.8	
FLORIDA*	2/16		2	0	0	.000	0	0	.000	0	0	.000	0	0	0	2.2	0	0	1	0	0	0	5.5	
at Texas A&M*	2/19																							
DNP																								
VANDERBILT*	2/23																							
DNP																								
at South Carolina*	2/26																							
DNP																								
LSU*	3/2																							
DNP																								
AUBURN*	3/5																							
DNP																								
at Arkansas*	3/9		21	3	6	.500	2	4	.500	1	2	.500	2	3	5	2.3	2	2	2	1	0	9	5.7	
vs. Ole Miss	3/14		7	1	4	.250	0	1	.000	0	0	.000	1	0	1	2.2	1	0	0	0	0	2	5.5	
vs. Kentucky	3/15		21	6	12	.500	3	6	.500	0	2	.000	0	6	6	2.4	3	0	1	0	0	15	5.9	
vs. Norfolk State	3/20		20	5	10	.500	5	8	.625	2	2	1.000	3	4	7	2.5	0	0	2	0	1	17	6.3	

* indicates Southeastern Conference opponent

REESE'S CAREER STATS

YEAR	GP	GS	MIN	AVG	FG	FGA	PCT	3FG	3FGA	PCT	FT	FTA	PCT	OFF	DEF	TOT	AVG	PF	FO	AST	TO	BLK	STL	PTS	AVG
2017-18	32	1	370	11.6	46	118	.390	24	74	.324	11	14	.786	22	67	89	2.8	33	0	9	21	7	15	127	4.0
2018-19	28	0	372	13.3	56	139	.403	27	72	.375	37	49	.755	25	46	71	2.5	31	0	13	25	12	10	176	6.3
TOTAL	60	1	742	12.4	102	257	.397	51	146	.349	48	63	.762	47	113	160	2.7	64	0	22	46	19	25	303	5.1

REESE'S CAREER SEC STATS

YEAR	GP	GS	MIN	AVG	FG	FGA	PCT	3FG	3FGA	PCT	FT	FTA	PCT	OFF	DEF	TOT	AVG	PF	FO	AST	TO	BLK	STL	PTS	AVG
2017-18	16	0	173	10.8	24	64	.375	14	40	.350	7	8	.875	8	34	42	2.6	20	0	2	11	2	7	69	4.3
2018-19	12	0	139	11.6	16	44	.364	8	22	.364	12	16	.750	10	18	28	2.3	13	0	4	10	9	0	52	4.3
TOTAL	28	0	312	11.1	40	108	.370	22	62	.355	19	24	.792	18	52	70	2.5	33	0	6	21	11	7	121	4.3



11 James Bolden

GRADUATE

Guard • 6-0 • 170 • Covington, Ky.
Holmes HS/West Virginia

CAREER HIGHS

Points	35	Oklahoma State (2/10/19)
Rebounds	8	2x, last vs. Lehigh (12/30/18)
Assists	5	3x, last vs. Lehigh (12/30/18)
Steals	4	Kansas (1/9/19)
Blocks	2	Baylor (3/8/18)
Minutes	35	Oklahoma State (1/12/19)
Field Goals	10	Oklahoma State (1/12/19)
FG Att.	17	Oklahoma State (1/12/19)
3-Point FG	5	3x, last vs. Kentucky (1/27/18)
3-Point Att.	11	Kansas State (11/10/17)
Free Throws	10	Baylor (1/21/19)
FT Att.	10	Baylor (1/21/19)

2018-19 SEASON HIGHS

Points	31	Oklahoma State (1/12/19)
Rebounds	8	Lehigh (12/30/18)
Assists	5	3x, last vs. Lehigh (12/30/18)
Steals	4	Kansas (1/9/19)
Blocks	1	3x, last at Texas (1/5/19)
Minutes	32	Lehigh (12/30/18)
Field Goals	10	Oklahoma State (1/12/19)
FG Att.	17	Oklahoma State (1/12/19)
3-Point FG	4	2x, last vs. Oklahoma State (1/12/19)
3-Point Att.	9	Oklahoma State (1/12/19)
Free Throws	10	Baylor (1/21/19)
FT Att.	10	Baylor (1/21/19)

MISCELLANEOUS STATS

CATEGORY	2018-19	CAREER
Double-digit scoring	11	30
20+ point games	4	4
Double-digit rebounding	0	0
Double-doubles	0	0
Led UA in scoring		NA
Led UA in rebounding		NA
Led UA in three-pointers		NA
Led UA in assists		NA
Led UA in steals		NA
Led UA in blocks		NA
5+ assist games	3	3
3+ three-pointers	6	17
3+ steal games	1	4
3+ block games	0	0

CAREER ACCOLADES

- Academic All-Big 12 Second Team (2017, 2018, 2019)
- Big 12 Commissioner's Honor Roll
- Garrett Ford Academic Honor Roll

AT WEST VIRGINIA (2016-19)

- A three-time Academic All-Big 12 Men's Basketball Second Team honoree
- Played in 82 career games, starting 15 times, and finished his Mountaineer career with 635 points (7.7 ppg), while knocking down 210-of-492 (.427) field goals and 121-of-303 (.399) three-pointers
- Played in 18 games while making 12 starts as a junior before an ankle injury sidelined him for the team's final 18 contests
- Ranked second on the team with 12.2 points per game, while adding 2.6 assists, 2.6 rebounds and 1.1 steals in 21.4 minutes per game
- Finished his junior season shooting 40.9 percent (70-of-171) from the field, 34.9 percent (30-of-86) from beyond the arc and a team-leading 82.0 percent (50-of-61) from the charity stripe
- Scored a career-best 31 points on 10-of-17 shooting from the field and 4-of-9 from deep in a win over Oklahoma State (1/12/19)
- Saw action in 37 games as a sophomore in 2017-18, making three starts
- Averaged 8.7 points and 17.2 minutes per game, while topping West Virginia in three-point shooting (41.1 percent) and ranking second in threes made (69-of-168) and free throw percentage (83.7 percent)
- Saw action in 27 games as a redshirt freshman in 2016-17, averaging 3.5 points and 5.8 minutes per game
- Shot 46.4 percent from the field and 44.9 percent from 3-point range
- Sat out the 2015-16 campaign due to a knee injury that occurred prior to the start of the season



PREP HIGHLIGHTS


- Played at Holmes High School under head coach Mark Listerman
- Averaged 19.2 points, 4.8 rebounds and 3.9 assists per game and led Holmes High to a third straight Ninth Region finals appearance
- Shot 46.3 percent from the floor, including 33.8 percent on three-pointers (69-of-204)
- Finished career with 2,024 points, 464 rebounds, 402 assists and 227 steals
- Averaged 20.8 points, 3.9 rebounds, 3.4 assists and 1.8 steals as a junior
- Led his team to the finals of the Ninth Region tournament, falling to eventual state champion Covington Catholic
- Shot 35.2 percent from 3-point range and 82 percent at the free throw line
- One of three juniors to make the Louisville Courier-Journal's All-State First Team and one of two sophomores to make the first team in 2013. Made All-State First Team as a senior
- Named to the Lexington Herald-Leader's Boys All-State Basketball First Team as a senior, junior and sophomore
- Two-time Player of the Year by the Northern Kentucky Boys' Basketball Coaches Association and the Cincinnati Enquirer
- Three-time selection to the Kentucky All-State Basketball Team
- Averaged 18.5 points, 4.0 assists, 4.6 rebounds and 2.6 steals as a sophomore
- Shot 42 percent from 3-point line and 80 percent from the foul line as a sophomore
- Holmes High finished the 2012-13 season with a 32-3 record and a spot in Kentucky's Sweet 16 round
- Played AAU basketball for the Kentucky Travelers

PERSONAL INFORMATION

- Born Dec. 16
- Son of James Bolden Sr.
- Graduated from West Virginia this summer with a degree in sport management
- Will pursue a master's degree in sports communication at Alabama

BOLDEN'S CAREER STATS

YEAR	GP	GS	MIN	AVG	FG	FGA	PCT	3FG	3FGA	PCT	FT	FTA	PCT	OFF	DEF	TOT	AVG	PF	FO	AST	TO	BLK	STL	PTS	AVG
2016-17	27	0	156	5.8	32	69	.464	22	49	.449	8	14	.571	7	14	21	0.8	21	0	8	9	1	8	94	3.5
2017-18	37	3	637	17.2	108	252	.429	69	168	.411	36	43	.837	25	45	70	1.9	76	2	39	36	8	34	321	8.7
2018-19	18	12	385	21.4	70	171	.409	30	86	.349	50	61	.820	21	26	47	2.6	46	4	45	39	3	19	220	12.2
TOTAL	82	15	1178	14.4	210	492	.427	121	303	.399	94	118	.797	53	85	138	1.7	143	6	92	84	12	61	635	7.7



13 Jahvon Quinerly

SOPHOMORE

Guard • 6-1 • 175 • Hackensack, N.J.
Villanova/Hudson Catholic HS

CAREER HIGHS

Points	10	UConn (2/22/18)
Rebounds	3	4x, last at Xavier (2/24/19)
Assists	4	UConn (2/22/18)
Steals	2	St. John's (1/8/19)
Blocks		
Minutes	25	UConn (2/22/18)
Field Goals	3	2x, last vs. Seton Hall (1/27/19)
FG Att.	8	2x, last at Xavier (2/24/19)
3-Point FG	2	2x, last at St. John's (2/17/19)
3-Point Att.	6	at Xavier (2/24/19)
Free Throws	5	UConn (2/22/18)
FT Att.	8	UConn (2/22/18)

2018-19 SEASON HIGHS

Points	10	UConn (2/22/18)
Rebounds	3	4x, last at Xavier (2/24/19)
Assists	4	UConn (2/22/18)
Steals	2	St. John's (1/8/19)
Blocks		
Minutes	25	UConn (2/22/18)
Field Goals	3	2x, last vs. Seton Hall (1/27/19)
FG Att.	8	2x, last at Xavier (2/24/19)
3-Point FG	2	2x, last at St. John's (2/17/19)
3-Point Att.	6	at Xavier (2/24/19)
Free Throws	5	UConn (2/22/18)
FT Att.	8	UConn (2/22/18)

MISCELLANEOUS STATS

CATEGORY	2018-19	CAREER
Double-digit scoring	1	1
20+ point games	0	0
Double-digit rebounding	0	0
Double-doubles	0	0
Led UA in scoring		NA
Led UA in rebounding		NA
Led UA in three-pointers		NA
Led UA in assists		NA
Led UA in steals		NA
Led UA in blocks		NA
5+ assist games	0	0
3+ three-pointers	0	0
3+ steal games	0	0
3+ block games	0	0

CAREER ACCOLADES

- 2018 McDonald's All-American

AT WEST VIRGINIA (2018-19)

- Averaged 3.2 points and 9.1 minutes per game in 25 appearances in his lone season with the Wildcats
- Had season highs of 10 points, four assists and 25 minutes of action against UConn, which was played in Madison Square Garden
- Logged a BIG EAST season high of 20 minutes at Xavier, scoring five points to go with three rebounds
- Added five points and two rebounds in 13 minutes of action at Georgetown
- Collected eight points, three rebounds and two assists in an 80-52 win over Seton Hall

PREP HIGHLIGHTS

- Averaged 3.2 points and 9.1 minutes per game in 25 appearances in his lone season with the Wildcats
- Played at Hudson Catholic High School under head coach Nick Mariniello
- A five star prospect who was considered as one of the nation's top point guards, earning a spot in the prestigious McDonald's All-American Game
- A two-time New Jersey Gatorade Player of the Year
- First Team All-State honoree as a junior and senior
- Ranked No. 26 in ESPN's Top 100 in the Prep Class of 2018
- Averaged 20.1 points, 6.3 assists and 1.8 steals per game as a senior after going for 20.4 points, 5.4 assists and 1.9 steals a game during his junior season
- During his high school career, he averaged 16.6 points, 4.3 assists and 1.5 steals over 109 games
- Shot 44.6 percent (220-of-493) from beyond the arc over his four years at Hudson Catholic

PERSONAL INFORMATION

- Born Dec. 16
- Son of James Bolden Sr.
- Graduated from West Virginia this summer with a degree in sport management
- Will pursue a master's degree in sports communication at Alabama



QUINERLY'S CAREER STATS

YEAR	GP	GS	MIN	AVG	FG	FGA	PCT	3FG	3FGA	PCT	FT	FTA	PCT	OFF	DEF	TOT	AVG	PF	FO	AST	TO	BLK	STL	PTS	AVG
2018-19	25	0	228	9.1	28	83	.337	12	48	.250	11	15	.733	2	18	20	0.8	18	0	22	19	0	5	79	3.2
TOTAL	25	0	228	9.1	28	83	.337	12	48	.250	11	15	.733	2	18	20	0.8	18	0	22	19	0	5	79	3.2



15 Tyler Barnes

JUNIOR

Forward • 6-8 • 205 • Louisville, Ky.
St. Xavier HS

CAREER HIGHS

Points	
Rebounds	
Assists	
Steals	1 vs. Villanova (3/17/18)
Blocks	1 vs. Ole Miss (1/22/19)
Minutes	3 vs. Villanova (3/17/18)
Field Goals	
FG Att.	1 3x, last vs. Ole Miss (1/22/19)
3-Point FG	
3-Point Att.	1 vs. Texas A&M (12/30/17)
Free Throws	
FT Att.	

2018-19 SEASON HIGHS

Points	
Rebounds	
Assists	
Steals	
Blocks	1 vs. Ole Miss (1/22/19)
Minutes	1 2x, last vs. Ole Miss (1/22/19)
Field Goals	
FG Att.	1 3x, last vs. Ole Miss (1/22/19)
3-Point FG	
3-Point Att.	
Free Throws	
FT Att.	

MISCELLANEOUS STATS

CATEGORY	2018-19	CAREER
Double-digit scoring		
20+ point games		
Double-digit rebounding		
Double-doubles		
Led UA in scoring		
Led UA in rebounding		
Led UA in three-pointers		
Led UA in assists		
Led UA in steals		
Led UA in blocks		
5+ assist games		
3+ three-pointers		
3+ steal games		
3+ block games		

CAREER ACCOLADES

- 2018 SEC First Year Academic Honor Roll
- Has played in eight career contests

2018-19 SEASON HIGHLIGHTS

- Recorded first career block in his first SEC action of the season against then-No. 20 Ole Miss
- Registered one minute of action vs. Ball State (11/16)
- Checked into the game and saw action vs. Southern (11/6)



BARNES' 2018-19 GAME-BY-GAME STATS

Opponent	Date	GS	Min	FG	FGA	Pct	3FG	FGA	Pct	FT	FTA	Pct	Off	Def	Tot	Avg	PF	A	TO	Blk	Stl	Pts	Avg
SOUTHERN	11/6		1	0-1	0-0	.000	0-0	0-0	.000	0-0	0-0	.000	0	0	0	0.0	0	0	0	0	0	0	0.0
APPALACHIAN STATE	11/11																						
vs. Northeastern	11/15																						
vs. Ball State	11/16		1	0	0	.000	0	0	.000	0	0	.000	0	0	0	0.0	0	0	0	0	0	0	0.0
vs. Wichita State	11/18																						
MURRAY STATE	11/26																						
at UCF	11/29																						
GEORGIA STATE	12/4																						
ARIZONA	12/9																						
vs. Liberty	12/18																						
PENN STATE	12/21																						
at Stephen F. Austin	12/30																						
KENTUCKY*	1/5																						
at LSU*	1/8																						
TEXAS A&M*	1/12																						
at Missouri*	1/16																						
at Tennessee*	1/19																						
OLE MISS*	1/22		1	0	1	.000	0	0	.000	0	0	.000	0	0	0	0.0	0	0	0	1	0	0	0.0
at Baylor	1/26																						
MISSISSIPPI STATE*	1/29																						
at Auburn*	2/2																						
GEORGIA*	2/6																						
at Vanderbilt*	2/9																						
at Mississippi State*	2/12																						
FLORIDA*	2/16																						
at Texas A&M*	2/19																						
VANDERBILT*	2/23																						
at South Carolina*	2/26																						
LSU*	3/2																						
AUBURN*	3/5																						
at Arkansas*	3/9																						
vs. Ole Miss	3/14																						
vs. Kentucky	3/15		1	0	0	.000	0	0	.000	0	0	.000	0	0	0	0.0	0	0	0	0	0	0	0.0
vs. Norfolk State	3/20																						

* indicates Southeastern Conference opponent

BARNES' CAREER STATS

YEAR	GP	GS	MIN	AVG	FG	FGA	PCT	3FG	3FGA	PCT	FT	FTA	PCT	OFF	DEF	TOT	AVG	PF	FO	AST	TO	BLK	STL	PTS	AVG
2017-18	4	0	7	1.8	0	1	.000	0	1	.000	0	2	.000	0	0	0	0	0	0	0	0	0	1	0	0.0
2018-19	4	0	4	1.0	0	2	.000	0	0	.000	0	0	.000	0	0	0	0.0	0	0	0	0	1	0	0	0.0
TOTAL	8	0	11	1.4	0	3	.000	0	1	.000	0	2	.000	0	0	0	0.0	0	0	0	0	1	1	0	0.0

BARNES' CAREER SEC STATS

YEAR	GP	GS	MIN	AVG	FG	FGA	PCT	3FG	3FGA	PCT	FT	FTA	PCT	OFF	DEF	TOT	AVG	PF	FO	AST	TO	BLK	STL	PTS	AVG
2017-18	3	0	4	1.3	0	1	.000	0	1	.000	0	2	.000	0	0	0	0	0	0	0	0	0	0	0	0.0
2018-19	1	0	1	1.0	0	1	.000	0	0	.000	0	0	.000	0	0	0	0.0	0	0	0	0	1	0	0	0.0
TOTAL	4	0	5	1.3	0	2	.000	0	1	.000	0	2	.000	0	0	0	0.0	0	0	0	0	1	0	0	0.0



21 Britton Johnson

SOPHOMORE

Guard • 6-4 • 182 • Mountain Brook, Ala.
Mountain Brook HS

CAREER HIGHS

Points		
Rebounds	1	vs. Ole Miss (1/22/19)
Assists		
Steals		
Blocks	1	vs. Ole Miss (1/22/19)
Minutes	1	3x, last vs. Ole Miss (1/22/19)
Field Goals		
FG Att.		
3-Point FG		
3-Point Att.		
Free Throws		
FT Att.		

2018-19 SEASON HIGHS

Points		
Rebounds	1	vs. Ole Miss (1/22/19)
Assists		
Steals		
Blocks	1	vs. Ole Miss (1/22/19)
Minutes	1	3x, last vs. Ole Miss (1/22/19)
Field Goals		
FG Att.		
3-Point FG		
3-Point Att.		
Free Throws		
FT Att.		

MISCELLANEOUS STATS

CATEGORY	2018-19	CAREER
Double-digit scoring		
20+ point games		
Double-digit rebounding		
Double-doubles		
Led UA in scoring		
Led UA in rebounding		
Led UA in three-pointers		
Led UA in assists		
Led UA in steals		
Led UA in blocks		
5+ assist games		
3+ three-pointers		
3+ steal games		
3+ block games		

CAREER ACCOLADES

- Has played in five career contests

2018-19 SEASON HIGHLIGHTS

- Saw first SEC action of his career with one minute against then-No. 20 Ole Miss (1/22), recording one block
- Registered one minute of action vs. Ball State (11/16)
- Made his collegiate debut and saw one minute of action vs. Southern (11/6)
- Checked into the Georgia game (2/6) for the final minute



JOHNSON'S 2018-19 GAME-BY-GAME STATS

Opponent	Date	GS	Min	FG	FGA	Pct	3FG	FGA	Pct	FT	FTA	Pct	Off	Def	Tot	Avg	PF	A	TO	Blk	Stl	Pts	Avg
SOUTHERN	11/6		1	0	0	.000	0	0	.000	0	0	.000	0	0	0	0.0	0	0	0	0	0	0	0.0
APPALACHIAN STATE	11/11																						
vs. Northeastern	11/15																						
vs. Ball State	11/16		1	0	0	.000	0	0	.000	0	0	.000	0	0	0	0.0	0	0	0	0	0	0	0.0
vs. Wichita State	11/18																						
MURRAY STATE	11/26																						
at UCF	11/29																						
GEORGIA STATE	12/4																						
ARIZONA	12/9																						
vs. Liberty	12/18																						
PENN STATE	12/21																						
at Stephen F. Austin	12/30																						
KENTUCKY*	1/5																						
at LSU*	1/8																						
TEXAS A&M*	1/12																						
at Missouri*	1/16																						
at Tennessee*	1/19																						
OLE MISS*	1/22		1	0	0	.000	0	0	.000	0	0	.000	0	1	1	0.3	0	0	0	1	0	0	0.0
at Baylor	1/26																						
MISSISSIPPI STATE*	1/29																						
at Auburn*	2/2																						
GEORGIA*	2/6		1	0	0	.000	0	0	.000	0	0	.000	0	0	0	0.3	0	0	0	0	0	0	0.0
at Vanderbilt*	2/9																						
at Mississippi State*	2/12		0	0	0	.000	0	0	.000	0	0	.000	0	0	0	0.2	0	0	0	0	0	0	0.0
FLORIDA*	2/16																						
at Texas A&M*	2/19																						
VANDERBILT*	2/23																						
at South Carolina*	2/26																						
LSU*	3/2																						
AUBURN*	3/5																						
at Arkansas*	3/9																						
vs. Ole Miss	3/14																						
vs. Kentucky	3/15																						
vs. Norfolk State	3/20																						

* indicates Southeastern Conference opponent

JOHNSON'S CAREER STATS

YEAR	GP	GS	MIN	AVG	FG	FGA	PCT	3FG	3FGA	PCT	FT	FTA	PCT	OFF	DEF	TOT	AVG	PF	FO	AST	TO	BLK	STL	PTS	AVG
2018-19	5	0	3	0.6	0	0	.000	0	0	.000	0	0	.000	0	1	1	0.2	0	0	0	0	1	0	0	0.0
TOTAL	5	0	3	0.6	0	0	.000	0	0	.000	0	0	.000	0	1	1	0.2	0	0	0	0	1	0	0	0.0

JOHNSON'S CAREER SEC STATS

YEAR	GP	GS	MIN	AVG	FG	FGA	PCT	3FG	3FGA	PCT	FT	FTA	PCT	OFF	DEF	TOT	AVG	PF	FO	AST	TO	BLK	STL	PTS	AVG
2018-19	3	0	1	0.3	0	0	.000	0	0	.000	0	0	.000	0	1	1	0.3	0	0	0	0	1	0	0	0.0
TOTAL	3	0	1	0.3	0	0	.000	0	0	.000	0	0	.000	0	1	1	0.3	0	0	0	0	1	0	0	0.0



23 John Petty Jr.

JUNIOR

Guard • 6-5 • 197 • Huntsville, Ala.
Mae Jemison HS

CAREER HIGHS

Points	30	2x, last at Tennessee (1/19/19)
Rebounds	10	2x, last vs. Auburn (3/5/19)
Assists	7	vs. Ball State (11/16/18)
Steals	2	7x, last at Vanderbilt (2/9/19)
Blocks	2	4x, last vs. Texas A&M (1/12/19)
Minutes	38	vs. LSU (3/2/19)
Field Goals	11	at Tennessee (1/19/19)
FG Att.	18	at Tennessee (1/19/19)
3-Point FG	10	Alabama A&M (11/17/17)
3-Point Att.	13	2x, last vs. Auburn (1/17/18)
Free Throws	7	vs. Appalachian State (11/11/18)
FT Att.	10	vs. Appalachian State (11/11/18)

2018-19 SEASON HIGHS

Points	30	at Tennessee (1/19/19)
Rebounds	10	2x, last vs. Auburn (3/5/19)
Assists	7	vs. Ball State (11/16/18)
Steals	2	6x, last at Vanderbilt (2/9/19)
Blocks	2	2x, last vs. Texas A&M (1/12/19)
Minutes	38	vs. LSU (3/2/19)
Field Goals	11	at Tennessee (1/19/19)
FG Att.	18	at Tennessee (1/19/19)
3-Point FG	6	2x, last at Tennessee (1/19/19)
3-Point Att.	11	vs. Texas A&M (1/12/19)
Free Throws	7	vs. Appalachian State (11/11/18)
FT Att.	10	vs. Appalachian State (11/11/18)

MISCELLANEOUS STATS

CATEGORY	2018-19	CAREER
Double-digit scoring	15	32
20+ point games	3	6
Double-digit rebounding	2	2
Double-doubles		
Led UA in scoring	6	12
Led UA in rebounding	4	5
Led UA in three-pointers	12	35
Led UA in assists	7	13
Led UA in steals	4	7
Led UA in blocks	3	4
5+ assist games		
3+ three-pointers	8	23
3+ steal games		
3+ block games		

CAREER ACCOLADES

- A two-time SEC Freshman of the Week (Nov. 20, 2017 and Jan. 1, 2018)
- Set a school record by knocking down 10 three-pointers to total a team-high 30 points against Alabama A&M (11/17)
- Set a freshman school records with 90 made threes and 242 threes attempted
- One of 25 collegiate players from around the country invited to participate in the 2018 Nike Skills Academy
- Joined teammates Herbert Jones and Kira Lewis Jr., making UA one of only three teams in the nation to have multiple players at the prestigious event

2018-19 SEASON HIGHLIGHTS

- Led team in threes made (59) and attempted (171), ranked third in scoring average (10.2 ppg) and fourth in double-figure scoring games (15)
- Matched career-high 30 points going 11-of-18 from the field and 6-of-10 from beyond the arc against then-No. 3 Tennessee (1/19)
- Went 6-of-11 from beyond the arc and 7-of-12 from the field to register 22 points to go along with four rebounds and two blocks against Texas A&M (1/12)
- Finished with 16 points playing in front of his hometown crowd in Huntsville, Ala., for the Rocket City Classic vs. Liberty (12/18)
- Went for 13 points, knocking down 3-of-6 shots from three-point range, while also adding five rebounds and two assists against Wichita State (11/18)
- Knocked down 5-of-9 three pointers to go for a team-high 23 points, while grabbing four rebounds and adding two assists against then-No.13 LSU (3/2)
- Scored only basket of the night at the most crucial part of the game with a dunk to take back the lead with exactly a minute to go against Ole Miss (3/14)
- Went for 17 points, knocking down 5-of-8 shots from beyond the arc to go along with four rebounds vs. Southern (11/6)
- Added 11 points, five rebounds and assists against Norfolk State (3/20)
- Led the team with a career-high seven assists while adding seven points and three rebounds vs. Ball State (11/16)
- Grabbed a career and team-high 10 rebounds, while posting five points and three assists at South Carolina (2/26)



PETTY'S 2018-19 GAME-BY-GAME STATS

Opponent	Date	GS	Min	FG	FGA	Pct	3FG	FGA	Pct	FT	FTA	Pct	Off	Def	Tot	Avg	PF	A	TO	Blk	Stl	Pts	Avg
SOUTHERN	11/6	*	30	6	11	.545	5	8	.625	0	0	0.000	1	3	4	4.0	0	2	0	1	0	17	17.0
APPALACHIAN STATE	11/11	*	34	2	6	.333	2	5	.400	7	10	.700	1	3	4	4.0	3	1	2	0	1	13	15.0
vs. Northeastern	11/15	*	32	6	12	.500	2	6	.333	3	4	.750	0	5	5	4.3	2	2	2	0	1	17	15.7
vs. Ball State	11/16	*	32	3	10	.300	1	5	.200	0	0	0.000	0	3	3	4.0	1	7	4	0	0	7	13.5
vs. Wichita State	11/18	*	36	4	8	.500	3	6	.500	2	2	1.000	0	5	5	4.2	1	2	1	0	0	13	13.4
MURRAY STATE	11/26	*	34	5	10	.500	0	4	.000	6	7	.857	2	5	7	4.7	1	0	2	1	1	16	13.8
at LUCIF	11/29	*	31	2	10	.200	1	7	.143	0	0	0.000	4	4	8	5.1	1	1	3	1	0	5	12.6
GEORGIA STATE	12/4	*	25	2	6	.333	2	5	.400	1	1	1.000	0	4	4	5.0	2	2	3	1	0	6	11.8
ARIZONA	12/9	*	32	1	8	.125	0	4	.000	2	4	.500	0	6	6	5.3	2	4	2	0	1	4	10.8
vs. Liberty	12/18	*	33	5	12	.417	3	7	.429	3	3	1.000	0	3	3	4.9	1	1	1	1	0	16	11.4
PENN STATE	12/21	*	28	5	7	.714	1	3	.333	2	3	.667	0	5	5	5.2	1	0	3	0	0	13	11.2
at Stephen F. Austin	12/30	*	35	2	7	.290	2	6	.333	0	0	0.000	1	7	8	5.2	0	0	2	1	0	6	11.1
KENTUCKY*	1/5		16	2	5	.400	0	3	.000	2	4	.500	0	1	1	4.8	2	0	1	1	0	6	10.7
at LSU*	1/8		30	2	9	.222	2	6	.333	3	3	1.000	1	7	8	5.1	0	3	4	1	0	9	10.6
TEXAS A&M*	1/12		30	7	12	.583	6	11	.545	2	3	.667	0	4	4	5.0	0	1	0	2	0	22	11.3
at Missouri*	1/16		25	2	5	.400	1	3	.333	0	0	0.000	0	3	3	4.9	0	1	1	0	0	5	10.9
at Tennessee*	1/19		32	11	18	.611	6	10	.600	2	5	.400	1	0	1	4.6	1	2	1	0	1	30	12.1
OLE MISS*	1/22		27	6	10	.600	3	6	.500	0	0	0.000	0	1	1	4.4	1	1	0	0	1	15	12.2
at Baylor	1/26		22	1	7	.143	0	5	.000	0	0	0.000	0	1	1	4.3	0	2	1	0	0	2	11.7
MISSISSIPPI STATE*	1/29		23	4	9	.444	1	4	.250	4	4	1.000	1	2	3	4.2	1	1	3	0	1	13	11.8
at Auburn*	2/2		31	7	14	.500	2	7	.286	2	2	1.000	1	3	4	4.2	1	3	3	1	0	18	12.0
GEORGIA*	2/6		21	4	7	.571	0	3	.000	0	0	0.000	0	5	5	4.2	1	0	1	0	1	8	11.9
at Vanderbilt*	2/9		26	3	6	.500	2	3	.667	0	0	0.000	0	1	1	4.1	0	3	1	0	2	8	11.7
at Mississippi State*	2/12		23	0	3	.000	0	2	.000	0	0	0.000	0	2	2	4.0	1	3	1	2	0	0	11.2
FLORIDA*	2/16		28	4	7	.571	2	4	.500	0	0	0.000	1	1	2	3.9	1	1	2	1	1	10	11.2
at Texas A&M*	2/19	*	32	3	8	.375	0	1	.000	1	1	1.000	2	4	6	4.0	3	2	3	0	0	7	11.0
VANDERBILT*	2/23	*	33	0	7	.000	0	5	.000	0	0	0.000	1	5	6	4.1	2	3	2	0	1	0	10.6
at South Carolina*	2/26	*	34	1	5	.200	0	2	.000	3	6	.500	1	9	10	4.3	2	3	3	0	0	5	10.4
LSU*	3/2	*	38	6	13	.461	5	19	.263	6	8	.750	1	3	4	3.8	1	2	2	0	0	23	11.2
AUBURN*	3/5	*	34	1	5	.200	0	2	.000	3	6	.500	1	9	10	4.3	2	3	3	0	0	5	10.4
at Arkansas*	3/9	*	22	3	8	.375	2	4	.500	0	0	0.000	2	2	4	4.3	0	2	2	0	0	8	10.3
vs. Ole Miss	3/14		13	1	2	.500	0	1	.000	0	0	0.000	1	0	1	4.2	0	2	0	0	0	2	10.0
vs. Kentucky	3/15		27	2	7	.286	1	4	.250	0	0	0.000	0	1	1	4.1	0	3	3	0	1	5	9.9
vs. Norfolk State	3/20		30	4	10	.400	3	8	.375	0	0	0.000	0	5	5	4.1	2	5	0	0	1	11	9.9


* indicates Southeastern Conference opponent

PETTY'S CAREER STATS

YEAR	GP	GS	MIN	AVG	FG	FGA	PCT	3FG	3FGA	PCT	FT	FTA	PCT	OFF	DEF	TOT	AVG	PF	FO	AST	TO	BLK	STL	PTS	AVG
2017-18	36	29	1026	28.5	123	313	.393	90	242	.372	32	45	.711	14	78	92	2.6	36	0	65	74	9	17	368	10.2
2018-19	34	17	981	28.9	118	286	.413	59	171	.345	53	75	.707	25	119	144	4.2	37	0	64	68	15	17	348	10.2
TOTAL	70	46	2007	28.7	241	599	.402	149	413	.361	85	120	.708	39	197	236	3.4	73	0	129	142	24	34	716	10.2

PETTY'S CAREER SEC STATS

YEAR	GP	GS	MIN	AVG	FG	FGA	PCT	3FG	3FGA	PCT	FT	FTA	PCT	OFF	DEF	TOT	AVG	PF	FO	AST	TO	BLK	STL	PTS	AVG
2017-18	18	15	513	28.5	50	140	.357	39	111	.351	19	22	.864	7	39	46	2.6	19	0	33	34	6	9	158	8.8
2018-19	18	6	508	28.2	67	153	.438	33	87	.379	28	41	.683	15	59	74	4.1	20	0	32	37	10	10	195	10.8
TOTAL	36	21	1021	28.4	117	293	.399	72	198	.364	47	63	.746	22	98	120	3.3	39	0	65	71	16	19	353	9.8



30 Galin Smith

JUNIOR

Forward • 6-9 • 245 • Clinton, Miss.
Clinton HS

CAREER HIGHS

Points	11	vs. Ole Miss (3/14/19)
Rebounds	8	vs. Minnesota (11/25/17)
Assists	1	6x, last vs. Ole Miss (3/14/19)
Steals	2	at Tennessee (1/19/19)
Blocks	4	at Texas A&M (3/3/18)
Minutes	29	2x, last vs. Ole Miss (3/14/19)
Field Goals	4	6x, last vs. Ole Miss (3/14/19)
FG Att.	7	vs. Ole Miss (1/22/19)
3-Point FG		
3-Point Att.		
Free Throws	4	2x, last vs. Southern (11/6/18)
FT Att.	8	vs. Ole Miss (3/14/19)

2018-19 SEASON HIGHS

Points	11	vs. Ole Miss (3/14/19)
Rebounds	7	vs. Ole Miss (3/14/19)
Assists	1	3x, last vs. Ole Miss (3/14/19)
Steals	2	at Tennessee (1/19/19)
Blocks	4	6x, last vs. Ole Miss (1/22/19)
Minutes	29	vs. Ole Miss (3/14/19)
Field Goals	4	4x, last vs. Ole Miss (3/14/19)
FG Att.	7	vs. Ole Miss (1/22/19)
3-Point FG		
3-Point Att.		
Free Throws	4	vs. Southern (11/6/18)
FT Att.	8	vs. Ole Miss (3/14/19)

MISCELLANEOUS STATS

CATEGORY	2018-19	CAREER
Double-digit scoring	3	4
20+ point games		
Double-digit rebounding		
Double-doubles		
Led UA in scoring		
Led UA in rebounding		1
Led UA in three-pointers		
Led UA in assists		
Led UA in steals	1	2
Led UA in blocks	3	10
5+ assist games		
3+ three-pointers		
3+ steal games		
3+ block games		3

CAREER ACCOLADES

- 2019 SEC Community Service Team
- 2018 SEC First Year Academic Honor Roll

2018-19 SEASON HIGHLIGHTS

- Scored a career-high 11 points in the start against Ole Miss (3/14) while grabbing seven rebounds and adding one assist and block
- Tied a career high of 10 points in 15 minutes, while adding three rebounds and one block vs. then-No. 20 Ole Miss (1/22)
- Provided a spark of energy off the bench by exploding with six points in five minutes of action against Georgia (2/6)
- Registered seven points, three rebounds, and one steal off the bench against then-No. 22 Mississippi State (1/29)
- Turned in seven points, two rebounds, and one block at Arkansas (3/9)
- Finished with five points and one rebound against then- No. 4 Kentucky (3/15)
- Started and finished with six points vs. Wichita State (11/18)
- Went 4-of-6 from the field to total eight points, three rebounds, and one block and a steal against Arizona (12/9)
- Dropped eight points and collected five rebounds against Ball State (11/16)
- Led the team in blocks (3) while adding four points and two rebounds against Norfolk State (3/20)
- Put up four points, three rebounds, and one block against Murray State (11/26)
- Added two points and three rebounds against Northeastern (11/15)
- Scored four points while totaling two rebounds and one block in 22 minutes against Appalachian State (11/11)
- Collected two rebounds and three points at Stephen F. Austin (12/30)



SMITH'S 2018-19 GAME-BY-GAME STATS

Opponent	Date	GS	Min	FG	FGA	Pct	3FG	FGA	Pct	FT	FTA	Pct	Off	Def	Tot	Avg	PF	A	TO	Blk	Stl	Pts	Avg
SOUTHERN	11/6	*	20	3	5	.600	0	0	.000	4	6	.667	3	1	4	4.0	3	0	2	0	0	10	10.0
APPALACHIAN STATE	11/11	*	22	2	3	.667	0	0	.000	0	0	.000	0	2	2	3.0	2	0	1	1	0	4	7.0
vs. Northeastern	11/15	*	17	1	3	.333	0	0	.000	0	0	.000	1	2	3	3.0	0	0	0	0	0	2	5.3
vs. Ball State	11/16	*	23	4	6	.667	0	0	.000	0	0	.000	2	3	5	3.5	4	0	2	1	0	8	6.0
vs. Wichita State	11/18	*	19	2	3	.667	0	0	.000	2	2	1.000	1	0	1	3.0	2	0	2	0	0	6	6.0
MURRAY STATE	11/26	*	16	2	3	.667	0	0	.000	0	0	.000	1	2	3	3.0	4	1	3	1	0	4	5.7
at UCF	11/29	*	10	0	1	.000	0	0	.000	1	2	.500	0	1	1	2.7	3	0	1	1	0	1	5.0
GEORGIA STATE	12/4		11	0	1	.000	0	0	.000	1	2	.500	0	3	3	2.8	1	0	0	2	0	1	4.5
ARIZONA	12/9		17	4	6	.667	0	0	.000	0	1	.000	2	1	3	2.8	1	1	1	1	0	8	4.9
vs. Liberty	12/18		6	0	1	.000	0	0	.000	0	2	.000	1	2	3	2.8	2	0	1	0	0	0	4.4
PENN STATE	12/21		9	1	3	.333	0	0	.000	0	0	.000	0	0	0	2.5	2	0	0	0	0	2	4.2
at Stephen F. Austin	12/30		8	1	2	.500	0	0	.000	1	2	.500	1	1	2	2.5	0	0	0	0	0	3	4.1
KENTUCKY*	1/5		7	0	1	.000	0	0	.000	0	0	.000	0	2	2	2.5	2	0	1	1	0	0	3.8
at LSU*	1/8		4	1	3	.333	0	0	.000	0	0	.000	1	0	1	2.4	2	0	1	0	0	2	3.6
TEXAS A&M*	1/12																						
at Missouri*	1/16		17	2	4	.500	0	0	.000	0	0	.000	2	0	2	2.3	1	0	3	0	0	4	3.7
at Tennessee*	1/19		7	0	1	.000	0	0	.000	0	0	.000	1	4	5	2.5	1	0	1	0	2	0	3.4
OLE MISS*	1/22		15	4	7	.571	0	0	.000	2	4	.500	3	0	3	2.5	2	0	0	1	0	10	3.8
at Baylor	1/26		10	1	1	1.000	0	0	.000	0	0	.000	0	2	2	2.5	1	0	1	0	0	2	3.7
MISSISSIPPI STATE*	1/29		11	3	6	.500	0	0	.000	1	1	1.000	3	0	3	2.5	2	0	0	0	1	7	3.9
at Auburn*	2/2		8	1	1	1.000	0	0	.000	0	2	.000	0	0	0	2.4	1	0	1	0	0	2	3.8
GEORGIA*	2/6		5	3	5	.600	0	0	.000	0	0	.000	1	1	2	2.4	1	0	0	0	0	6	3.9
at Vanderbilt*	2/9																						
at Mississippi State*	2/12		4	0	1	.000	0	0	.000	0	0	.000	0	0	0	2.3	3	0	0	0	0	0	3.7
FLORIDA*	2/16		16	2	4	.500	0	0	.000	1	4	.250	1	1	2	2.3	2	0	1	0	0	5	3.8
at Texas A&M*	2/19																						
VANDERBILT*	2/23																						
at South Carolina*	2/26		4	0	0	.000	0	0	.000	0	0	.000	0	0	0	2.2	1	0	0	0	0	0	3.6
LSU*	3/2		5	0	0	.000	0	0	.000	0	0	.000	0	2	2	2.2	1	0	1	0	0	0	3.5
AUBURN*	3/5		3	0	0	.000	0	0	.000	0	0	.000	0	0	0	2.1	0	0	1	0	0	0	3.3
at Arkansas*	3/9		23	2	2	1.000	0	0	.000	3	6	.500	2	0	2	2.1	1	0	3	1	0	7	3.5
vs. Ole Miss	3/14	*	29	4	8	.500	0	0	.000	3	8	.375	2	5	7	2.3	4	1	1	1	0	11	3.8
vs. Kentucky	3/15	*	22	2	3	.667	0	0	.000	1	2	.500	1	0	1	2.2	3	0	0	0	0	5	3.8
vs. Norfolk State	3/20	*	24	2	6	.333	0	0	.000	0	1	.000	0	2	2	2.2	2	0	4	3	0	4	3.8

* indicates Southeastern Conference opponent

SMITH'S CAREER STATS

YEAR	GP	GS	MIN	AVG	FG	FGA	PCT	3FG	3FGA	PCT	FT	FTA	PCT	OFF	DEF	TOT	AVG	PF	FO	AST	TO	BLK	STL	PTS	AVG
2017-18	33	3	398	12.1	42	67	.627	0	0	.000	9	32	.281	29	38	67	2.0	54	2	3	23	24	2	93	2.8
2018-19	29	9	368	12.7	45	84	.536	0	0	.000	20	44	.455	29	35	64	2.2	52	0	3	28	11	3	110	3.8
TOTAL	62	12	766	12.4	87	151	.576	0	0	.000	29	76	.382	58	73	131	2.1	106	2	6	51	35	5	203	3.3

SMITH'S CAREER SEC STATS

YEAR	GP	GS	MIN	AVG	FG	FGA	PCT	3FG	3FGA	PCT	FT	FTA	PCT	OFF	DEF	TOT	AVG	PF	FO	AST	TO	BLK	STL	PTS	AVG
2017-18	17	0	200	11.8	17	30	.567	0	0	.000	0	10	.000	12	16	28	1.6	27	1	1	15	15	1	34	2.0
2018-19	14	0	129	9.2	18	35	.514	0	0	.000	7	17	.412	14	10	24	1.7	20	0	0	13	3	3	43	3.1
TOTAL	31	0	329	10.6	35	65	.538	0	0	.000	7	27	.259	26	26	52	1.7	47	1	1	28	18	4	77	2.5



0
6-9 • 268 • R-Fr. Forward
JAVIAN DAVIS
Canton, Miss. (Canton HS)

CAREER ACCOLADES

- Sideline after suffering a knee injury during practice which caused him to miss the first nine games of the season

FRESHMAN (2018-19)


- Did not see any game action during the season and was redshirted

BEFORE ALABAMA

- Listed as a four-star by ESPN and a three-star by 247sports.com
- Four-year letterwinner at Canton High School under head coach Russell Evans
- Ranked the No. 3 prospect in Mississippi according to 247Sports.com
- Ranked as the No. 2 player in his state and No. 17 center in the nation according to ESPN
- Named first team all-state by USA Today following his senior season in 2018 after he averaged 17 points, 12 rebounds and two blocks per game
- Named second team all-state by the Clarion Ledger
- Led Canton to the 5A state semifinals
- Averaged 16.2 points, 10 rebounds and 2.7 blocks as a junior and 14.9 points, 9.7 rebounds and 2.0 blocks as a sophomore
- Named to the Clarion Ledger's Dandy Dozen in 2017
- Selected to the 2017 Mississippi North/South All-Star team where he was named the Most Valuable Defensive Player with 18 points, 14 rebounds and three blocks
- Played for Team Thad on the AAU circuit
- Selected to attend the NBPA Top-100 camp in the summer of 2017
- Chose Alabama over Auburn, Cincinnati, Georgetown, Iowa State and Texas A&M

PERSONAL

- Born Sept. 9, 1999
- Son of Kajwana Davis
- Has one brother, Jamarion, and one sister, Jamyiah
- Majoring in physical education



4
6-5 • 220 • Fr. Forward
JUWAN GARY
Columbia, S.C. (Liberty Heights/West Charlotte HS)

BEFORE ALABAMA

- Four-star prospect ranked as the No. 12 small forward and the No. 64 player overall by ESPN.com
- Ranked No. 2 overall in South Carolina by ESPN.com
- Nominated for the McDonald's All-American game
- Transferred to West Charlotte High School as a senior but played for Liberty Heights charter school under head coach Mike Wright during his senior season
- Averaged 25 points, 7 rebounds and 2 blocks per game in his lone season at Liberty Heights
- Earned multiple MVP awards at tournaments throughout the season
- Led Gray Collegiate Academy to its first ever Class 2A state championship his junior year under head coach Dion Bethea
- Named the 2018 Class 2A Player of the Year by the South Carolina Basketball Coaches Association, finishing his junior season averaging 20.5 points, 8.3 rebounds, and 1.9 steals per game
- As a sophomore he led Gray Collegiate Academy to the 2017-18 2A regional championship with 18.4 points, 6.5 rebounds and 1.8 assists per game
- Tabbed by USA Today as a first team all-state honoree in 2018, while earning second-team accolades following his sophomore season
- Took part in the USA Men's Junior National Team minicamp in 2016 and 2017
- Played for Team United on the Nike EYBL Circuit
- Chose Alabama over Clemson, North Carolina State, South Carolina and UNLV

PERSONAL

- Born Feb. 17, 2001
- Son of Kevin and Elisha Gary
- Has one sister, Kassidy
- Intended major is sports communication



5
6-3 • 185 • Fr. Guard
JADEN SHACKELFORD
Hesperia, Calif. (Hesperia HS)

BEFORE ALABAMA

- Four-star recruit ranked as the No. 15 shooting guard, No. 7 player in the state of California and No. 84 overall player by ESPN
- Played the final two seasons of his prep career at Hesperia under head coach Robert Tossetti
- Nominated for the McDonald's All-American game
- Tabbed a Second Team All-State performer and a Division II First Team All-State honoree by CalHi Sports in 2019
- Also named to the All-SoCal All-Region team following his senior season
- Was named the Mojave River League's (MRL) 2019 Player of the Year, leading Hesperia to a perfect 10-0 record while averaging 45.5 ppg in conference action including four consecutive 50-point games
- Earned all-state honors in each of the last three seasons and finished his high school career with more the 2,500 points
- A four-time MRL First Team honoree and was twice named the Player of the Year honoree
- Finished the season averaging 34.0 points, 11.0 rebounds, 5.5 assists and 4.0 steals per game during his senior season
- Earned Cal-Hi Sports Southern California Boys Basketball Player of the Week
- Averaged 23.3 points, 6.9 rebounds and 2.9 steals a game as a junior
- Played his first two seasons of high school at Oak Hills where he averaged over 25 points per game as a sophomore and 14.7 ppg during his freshman season
- Scored 20.8 points per contest during the 2018-19 AAU season with The Truth in the Nike EYBL circuit
- Played for Team Truth in the Nike EYBL circuit he posted per-game averages of 16.1 points, 3.3 rebounds and 1.4 assists
- Led the entire circuit with 57 3-pointers in all
- Awarded Best Performance by the D1 Circuit staff against E1T1 United where he scored 40 points, hit seven threes and finished with six rebounds
- Participated in the 2018 Pangos All-American Camp
- Chose Alabama over Kansas State and UNLV, among others

PERSONAL

- Born Feb. 14, 2001
- Son of Anthony and Jasmine Shackelford
- Has one brother, Javon, and a sister, Alise
- Intended major is business



12
6-4 • 176 • Fr. Guard
JAYLEN FORBES
Florence, Miss. (Florence HS)

BEFORE ALABAMA

- Four-star prospect ranked the No. 18 shooting guard and the No. 84 player overall by ESPN.com
- Ranked No. 2 player in Mississippi according to ESPN.com
- The top scorer in Florence High School program history, and maintained career averages of 25.1 points, 6.6 rebounds and 1.2 steals per game throughout his prep career under head coach Darrin Chancellor
- A 2019 First Team All-State honoree by both the Clarion Ledger and USA Today as he averaged 23.0 points, 9.1 rebounds and 2.1 assists per game
- Named to the Clarion Ledger's Dandy Dozen prior to his senior season
- Led Florence High School to the 4A state title game in 2019
- Scored 35 points and pulled down eight rebounds in the championship game loss
- Collected 20 points and seven rebounds to lead Mississippi in the annual Alabama-Mississippi all-star game
- Earned all-state honors as a junior after averaging 28.4 points and 12.0 rebounds per game during while leading his team to the Elite 8 of the Mississippi state tournament
- Scored a high school career-best 51 points on his birthday during his junior season
- A four-time all-district honoree while also earning multiple MVP awards throughout his high school playing career
- Led MEBO Team Hood in 2019 with 18.4 points, 4.7 rebounds and 1.4 steals per game.
- Led the MEBO team Hood 2018 in the Nike EYBL Circuit averaging 19.4 points, 5.7 rebounds and 1.1 assist per game
- Named a breakout player by Prep Recruit following the Nike EYBL season
- Chose Alabama over UAB, Georgia Tech, Ole Miss, Kansas State and Murray State, among others

PERSONAL

- Born Dec. 15, 2000
- Son of Michael Forbes and Denise Andrews
- Has one brother, Michael Jr., and four sisters, Dajiah, Quira, Destinie and Jesire
- Intended major is exercise science



33
6-8 • 215 • Jr. Forward
JAMES ROJAS
Jamestown, N.Y. (Hutchinson CC/Jamestown HS)

CAREER HIGHLIGHTS

- NJCAA First Team All-American (2019)
- NABC First Team All-American (2019)

AT HUTCHINSON CC (2017-19)

- Tabbed a First Team All-American by the National Junior College Athletic Association and the National Association of Basketball Coaches following his sophomore season in 2019
- Named the 2019 Jayhawk West Conference Player of the Year
- A first-team All-Jayhawk West honoree as a sophomore while also being named to the All-Region VI First Team and Region VI All-Tournament team
- Played in 29 games as a sophomore during the 2018-19 campaign and finished as Hutchinson's leading scorer at 19.0 points per game, which also ranked third in the Jayhawk Conference
- Also collected 6.8 rebounds and 1.5 steals in 25.8 minutes a contest while shooting 50.4 percent from the field and 38.4 percent from beyond the arc and 79.5 percent from free throw line
- Helped lead Hutchinson to its seventh-straight Region VI Tournament championship game
- Scored a career-high 30 points in a Region VI Tournament double-overtime victory over No. 3 Coffeyville to reach the finals
- Despite falling in the championship game, he led the way with 29 points and 11 rebounds to close the season with 16 games of 20 points or more and three double-doubles.



35
6-9 • 235 • Fr. Forward
RAYMOND HAWKINS
Oakland, Calif. (Findlay [Nev.] Prep)

BEFORE ALABAMA

- Became the first official signee of the Nate Oats era at Alabama
- Four-star recruit according to ESPN.com, while 247Sports ranked him as a three-star prospect and No. 3 in the state of Nevada
- Played his high school ball at Bishop O'Dowd High School in Oakland, Calif, under head coach Lou Richie from 2016-18 before transferring to Findlay Prep in Henderson, Nev., for his final year
- In his lone season at Findlay Prep under head coach Rodney Haddix, he averaged 14.9 points, 5.9 rebounds and 1.1 assists per game, while shooting 60 percent from the field
- Helped lead Findlay to a 19-6 overall record
- Was a first team all-conference performer in each of his three seasons at O'Dowd
- As a junior, he averaged 15.3 points, 9.1 rebounds, 2.0 assists and 1.1 blocks per game
- Helped lead O'Dowd to the 2018 Northern California Open Division championship game, finishing the season at 27-6 overall and 10-0 in league play
- Originally committed to Nate Oats while he was at Buffalo, but ultimately signed with Alabama over Arizona State, Mississippi State and Arkansas

PERSONAL

- Born Nov. 20, 2000
- Son of the late Raymond Hawkins Sr. and Wakisana Pope
- Has two brothers, Dillan and Tyler
- Intended major is sports communication

2018-19 CUME STATS



2018-19 Alabama Basketball Alabama Combined Team Statistics (FINAL STATS) All games



Overall record: 18-16 Conf: 8-10 Home: 10-6 Away: 4-8 Neutral: 4-2

#	Player	gp-gs	min	avg	Total		3-Point		F-Throw		Rebounds			avg	pf	dq	a	to	blk	stl	pts	avg
					fg-fga	fg%	3fg-fga	3fg%	ft-fa	ft%	off	def	tot									
02	Lewis Jr., Kira	34-34	1075	31.6	157-363	.433	54-151	.358	90-115	.783	13	74	87	2.6	61	0	98	74	10	28	458	13.5
00	Hall, Donta	34-34	912	26.8	133-216	.616	1-1	1.000	89-124	.718	92	206	298	8.8	60	0	18	37	56	16	356	10.5
23	Petty, John	34-17	981	28.9	118-286	.413	59-171	.345	53-75	.707	25	119	144	4.2	37	0	64	68	15	17	348	10.2
34	Mack, Tevin	34-24	699	20.6	115-276	.417	48-144	.333	28-50	.560	30	83	113	3.3	56	0	28	48	16	11	306	9.0
12	Ingram, Dazon	32-19	710	22.2	67-148	.453	16-42	.381	76-107	.710	27	94	121	3.8	83	3	82	64	4	17	226	7.1
10	Jones, Herbert	34-29	719	21.1	79-187	.422	6-21	.286	52-105	.495	38	81	119	3.5	94	4	67	67	20	32	216	6.4
01	Norris, Riley	26-3	518	19.9	52-131	.397	29-84	.345	31-41	.756	32	66	98	3.8	48	2	18	14	4	15	164	6.3
03	Reese, Alex	28-0	372	13.3	56-139	.403	27-72	.375	37-49	.755	25	46	71	2.5	31	0	13	25	12	10	176	6.3
30	Smith, Galin	30-10	392	13.1	47-90	.522	0-0	.000	20-45	.444	29	37	66	2.2	54	0	3	32	14	3	114	3.8
04	Giddens, Daniel	14-0	115	8.2	10-28	.357	0-1	.000	7-18	.389	13	13	26	1.9	22	0	6	12	7	0	27	1.9
05	Johnson Jr, Avery	32-0	310	9.7	22-73	.301	4-27	.148	9-10	.900	4	21	25	0.8	24	0	21	9	0	7	57	1.8
21	Johnson, Britton	5-0	3	0.6	0-0	.000	0-0	.000	0-0	.000	0	1	1	0.2	0	0	0	0	1	0	0	0.0
24	Schaffer, Lawson	9-0	15	1.7	0-6	.000	0-4	.000	0-0	.000	0	1	1	0.1	2	0	0	1	0	1	0	0.0
15	Barnes, Tyler	4-0	4	1.0	0-2	.000	0-0	.000	0-0	.000	0	0	0	0.0	0	0	0	0	1	0	0	0.0
Team											56	59	115				14					
Total.....		34	6825		856-1945	.440	244-718	.340	492-739	.666	384	901	1285	37.8	572	9	418	465	160	157	2448	72.0
Opponents.....		34	6825		890-2047	.435	223-670	.333	430-605	.711	350	835	1185	34.9	645	-	384	402	144	221	2433	71.6

TEAM STATISTICS

	UA	OPP	Date	Opponent	Score	Att.		
SCORING	2448	2433	11/6/18	SOUTHERN	w 82-62	9793		
Points per game	72.0	71.6	1 11/11/18	APPALACHIAN STATE	w 81-73	9701		
Scoring margin	+0.4	-	2 11/15/18	vs Northeastern	L 52-68	2648		
FIELD GOALS-ATT	856-1945	890-2047	2 11/16/18	vs Ball State	w 79-61	2752		
Field goal pct	.440	.435	2 11/18/18	vs Wichita State	w 90-86	2862		
3 POINT FG-ATT	244-718	223-670	11/26/18	MURRAY STATE	w 78-72	9004		
3-point FG pct	.340	.333	11/29/18	at UCF	L 64-70	4449		
3-pt FG made per game	7.2	6.6	12/4/18	GEORGIA STATE	L 80-83	9076		
FREE THROWS-ATT	492-739	430-605	12/9/18	ARIZONA	w 76-73	9581		
Free throw pct	.666	.711	3 12/18/18	vs Liberty	w 84-75	5781		
F-Throws made per game	14.5	12.6	12/21/18	PENN STATE	w 73-64	10142		
REBOUNDS	1285	1185	12/30/18	at SFA	w 79-69	7203		
Rebounds per game	37.8	34.9	* 1/5/19	KENTUCKY	w 77-75	12424		
Rebounding margin	+2.9	-	* 1/8/19	at LSU	L 79-88	9718		
ASSISTS	418	384	* 1/12/19	TEXAS A&M	L 80-81	12288		
Assists per game	12.3	11.3	* 1/16/19	at Mizzou	w 70-60	8530		
TURNOVERS	465	402	* 1/19/19	at Tennessee	L 68-71	21957		
Turnovers per game	13.7	11.8	* 1/22/19	OLE MISS	w 74-53	10710		
Turnover margin	-1.9	-	4 1/26/19	at Baylor	L 68-73	7094		
Assist/turnover ratio	0.9	1.0	* 1/29/19	MISSISSIPPI STATE	w 83-79	11632		
STEALS	157	221	* 2/2/19	at Auburn	L 63-84	9121		
Steals per game	4.6	6.5	* 2/6/19	GEORGIA	w 89-74	10541		
BLOCKS	160	144	* 2/9/19	at Vanderbilt	w 77-67	10539		
Blocks per game	4.7	4.2	* 2/12/19	at Mississippi State	L 62-81	8022		
ATTENDANCE	163581	167940	* 2/16/19	FLORIDA	L 53-71	12148		
Home games-Avg/Game	16-10224	12-9959	* 2/19/19	at Texas A&M	L 56-65	5459		
Neutral site-Avg/Game	-	6-8072	* 2/23/19	VANDERBILT	w 68-61	11020		
Score by Periods	1st	2nd	OT	Totals				
Alabama	1174	1262	12	2448				
Opponents	1096	1324	13	2433				
					* 2/26/19	at South Carolina	w 68-62	11164
					* 3/2/19	LSU	L 69-74	11570
					* 3/5/19	AUBURN	L 60-66	11865
					* 3/9/19	at Arkansas	L 70-82	16253
					5 3/14/19	vs Ole Miss	w 62-57	14813
					5 3/15/19	vs Kentucky	L 55-73	19575
					6 3/20/19	NORFOLK STATE	Lot 79-80	2086

* = Conference game
 1 = Charleston Classic (Tuscaloosa, Ala.)
 2 = Charleston Classic (Charleston, S.C.)
 3 = Rocket City Classic (Huntsville, Ala.)
 4 = SEC/Big 12 Challenge
 5 = SEC Tournament (Nashville, Tenn.)
 6 = NIT (Tuscaloosa, Ala.)

2018-19 SEC STATS



2018-19 Alabama Basketball Alabama Combined Team Statistics (FINAL) Conference games only



RECORD:	OVERALL	HOME	AWAY	NEUTRAL
ALL GAMES	8-10	5-4	3-6	0-0
CONFERENCE	8-10	5-4	3-6	0-0
NON-CONFERENCE	0-0	0-0	0-0	0-0

#	Player	gp-gs	min	Total		3-Point		F-Throw		Rebounds				pf	dq	a	to	blk	stl	pts	avg				
				fg-fga	fg%	3fg-fga	3fg%	ft-fga	ft%	off	def	tot	avg												
02	Lewis Jr., Kira	18-18	582	32.3	80-195	.410	29-83	.349	48-63	.762	4	43	47	2.6	24	0	47	42	4	12	237	13.2			
23	Petty, John	18-6	508	28.2	67-153	.438	33-87	.379	28-41	.683	15	59	74	4.1	20	0	32	37	10	10	195	10.8			
00	Hall, Donta	18-18	493	27.4	73-113	.646	1-1	1.000	38-57	.667	44	116	160	8.9	39	0	9	16	23	9	185	10.3			
34	Mack, Tevin	18-18	385	21.4	59-144	.410	27-77	.351	13-26	.500	14	52	66	3.7	32	0	16	28	10	7	158	8.8			
12	Ingram, Dazon	17-17	382	22.5	35-88	.398	10-30	.333	34-49	.694	13	42	55	3.2	42	0	43	35	1	10	114	6.7			
01	Norris, Riley	18-0	375	20.8	35-91	.385	20-62	.323	28-36	.778	18	49	67	3.7	38	2	10	11	2	10	118	6.6			
10	Jones, Herbert	18-13	361	20.1	42-91	.462	2-8	.250	22-43	.512	18	36	54	3.0	49	1	38	33	8	16	108	6.0			
03	Reese, Alex	12-0	139	11.6	16-44	.364	8-22	.364	12-16	.750	10	18	28	2.3	13	0	4	10	9	0	52	4.3			
30	Smith, Galin	14-0	129	9.2	18-35	.514	0-0	.000	7-17	.412	14	10	24	1.7	20	0	0	13	3	3	43	3.1			
05	Johnson Jr, Avery	16-0	146	9.1	12-39	.308	4-17	.235	8-8	1.000	2	8	10	0.6	10	0	7	5	0	2	36	2.3			
04	Giddens, Daniel	10-0	89	8.9	8-21	.381	0-1	.000	4-11	.364	5	9	14	1.4	15	0	4	6	7	0	20	2.0			
24	Schaffer, Lawson	6-0	9	1.5	0-6	.000	0-4	.000	0-0	.000	0	1	1	0.2	2	0	0	0	0	1	0	0.0			
15	Barnes, Tyler	1-0	1	1.0	0-1	.000	0-0	.000	0-0	.000	0	0	0	0.0	0	0	0	0	1	0	0	0.0			
21	Johnson, Britton	3-0	1	0.3	0-0	.000	0-0	.000	0-0	.000	0	1	1	0.3	0	0	0	0	1	0	0	0.0			
Team											28	30	58												7
Total.....		18	3600		445-1021	.436	134-392	.342	242-367	.659	185	474	659	36.6	304	3	210	243	79	80	1266	70.3			
Opponents.....		18	3600		470-1081	.435	111-347	.320	243-337	.721	189	452	641	35.6	321	-	209	206	75	121	1294	71.9			

TEAM STATISTICS	UA	OPP	Date	Opponent	Score	Att.
SCORING	1266	1294	* 1/5/19	KENTUCKY	w 77-75	12424
Points per game	70.3	71.9	* 1/8/19	at LSU	L 79-88	9718
Scoring margin	-1.6	-	* 1/12/19	TEXAS A&M	L 80-81	12288
FIELD GOALS-ATT	445-1021	470-1081	* 1/16/19	at Mizzou	w 70-60	8530
Field goal pct	.436	.435	* 1/19/19	at Tennessee	L 68-71	21957
3 POINT FG-ATT	134-392	111-347	* 1/22/19	OLE MISS	w 74-53	10710
3-point FG pct	.342	.320	* 1/29/19	MISSISSIPPI STATE	w 83-79	11632
3-pt FG made per game	7.4	6.2	* 2/2/19	at Auburn	L 63-84	9121
FREE THROWS-ATT	242-367	243-337	* 2/6/19	GEORGIA	w 89-74	10541
Free throw pct	.659	.721	* 2/9/19	at Vanderbilt	w 77-67	10539
F-Throws made per game	13.4	13.5	* 2/12/19	at Mississippi State	L 62-81	8022
REBOUNDS	659	641	* 2/16/19	FLORIDA	L 53-71	12148
Rebounds per game	36.6	35.6	* 2/19/19	at Texas A&M	L 56-65	5459
Rebounding margin	+1.0	-	* 2/23/19	VANDERBILT	w 68-61	11020
ASSISTS	210	209	* 2/26/19	at South Carolina	w 68-62	11164
Assists per game	11.7	11.6	* 3/2/19	LSU	L 69-74	11570
TURNOVERS	243	206	* 3/5/19	AUBURN	L 60-66	11865
Turnovers per game	13.5	11.4	* 3/9/19	at Arkansas	L 70-82	16253
Turnover margin	-2.1	-	* = Conference game			
Assist/turnover ratio	0.9	1.0				
STEALS	80	121				
Steals per game	4.4	6.7				
BLOCKS	79	75				
Blocks per game	4.4	4.2				
ATTENDANCE	104198	100763				
Home games-Avg/Game	9-11578	9-11196				
Neutral site-Avg/Game	-	0-0				

Score by Periods	1st	2nd	Totals
Alabama	608	658	1266
Opponents	592	702	1294

2018-19 TEAM STATS



2018-19 Alabama Basketball
Alabama Overall Team Statistics (FINAL STATS)
All games



TEAM STATISTICS	UA	OPP
SCORING	2448	2433
Points per game	72.0	71.6
Scoring margin	+0.4	-
FIELD GOALS-ATT	856-1945	890-2047
Field goal pct	.440	.435
3 POINT FG-ATT	244-718	223-670
3-point FG pct	.340	.333
3-pt FG made per game	7.2	6.6
FREE THROWS-ATT	492-739	430-605
Free throw pct	.666	.711
F-Throws made per game	14.5	12.6
REBOUNDS	1285	1185
Rebounds per game	37.8	34.9
Rebounding margin	+2.9	-
ASSISTS	418	384
Assists per game	12.3	11.3
TURNOVERS	465	402
Turnovers per game	13.7	11.8
Turnover margin	-1.9	-
Assist/turnover ratio	0.9	1.0
STEALS	157	221
Steals per game	4.6	6.5
BLOCKS	160	144
Blocks per game	4.7	4.2
WINNING STREAK	0	-
Home win streak	0	-
ATTENDANCE	163581	167940
Home games-Avg/Game	16-10224	12-9959
Neutral site-Avg/Game	-	6-8072

Score by Periods	1st	2nd	OT	Totals
Alabama	1174	1262	12	2448
Opponents	1096	1324	13	2433

2018-19 POINTS-REBOUNDS-ASSISTS



2018-19 Alabama Basketball Alabama Points-Rebounds-Assists (FINAL STATS) All games



Opponent	Date	Score	00		01		02		03		04		05		10	
			HALL,DONTA	NORRIS,RIL	LEWIS JR.,	REESE,ALEX	GIDDENS,DA	JOHNSON JR	JONES,HERB							
SOUTHERN	11/6/18	82-62	w	20-5-1	DNP	6-2-7	8-1-1	2-6-0	1-5-3	8-9-1						
APPALACHIAN STATE	11/11/18	81-73	w	12-12-0	DNP	21-4-1	5-3-0	4-5-0	2-0-0	10-4-4						
vs Northeastern	11/15/18	52-68	L	0-3-2	DNP	7-0-1	0-0-1	0-0-1	2-2-0	8-3-0						
vs Ball State	11/16/18	79-61	w	12-12-1	DNP	8-2-3	0-1-0	DNP	0-0-2	13-3-3						
vs Wichita State	11/18/18	90-86	w	2-1-1	DNP	24-4-2	19-2-1	DNP	0-2-1	13-6-1						
MURRAY STATE	11/26/18	78-72	w	2-6-0	DNP	20-2-3	9-0-1	DNP	4-0-1	7-8-4						
at UCF	11/29/18	64-70	L	11-9-0	DNP	14-2-2	14-3-2	1-1-1	2-0-1	7-6-1						
GEORGIA STATE	12/4/18	80-83	L	11-11-2	4-1-0	19-3-1	9-4-0	DNP	0-0-1	1-5-2						
ARIZONA	12/9/18	76-73	w	13-9-0	DNP	20-2-1	15-8-3	DNP	2-2-1	0-1-1						
vs Liberty	12/18/18	84-75	w	21-5-1	1-4-0	17-3-4	7-3-0	DNP	2-1-0	8-3-2						
PENN STATE	12/21/18	73-64	w	17-11-1	7-0-0	7-1-4	2-1-0	DNP	0-2-0	8-4-2						
at SFA	12/30/18	79-69	w	12-14-0	14-6-0	17-2-8	0-0-0	DNP	2-0-2	5-2-1						
KENTUCKY	1/5/19	77-75	w	11-10-0	0-2-0	12-2-3	5-4-0	DNP	0-1-0	10-8-6						
at LSU	1/8/19	79-88	L	7-6-0	8-3-1	15-2-1	12-4-1	6-0-0	2-0-0	10-5-5						
TEXAS A&M	1/12/19	80-81	L	14-16-0	7-4-1	14-0-3	4-1-1	0-1-0	2-0-1	1-2-1						
at Mizzou	1/16/19	70-60	w	12-11-1	3-0-0	9-2-1	7-5-0	DNP	14-3-0	4-1-2						
at Tennessee	1/19/19	68-71	L	16-12-0	3-3-1	12-2-1	2-3-0	DNP	0-1-1	2-4-2						
OLE MISS	1/22/19	74-53	w	11-10-0	7-1-2	7-2-1	3-1-0	DNP	0-1-0	8-8-2						
at Baylor	1/26/19	68-73	L	11-7-0	16-2-2	15-5-6	2-3-0	DNP	0-1-1	0-3-3						
MISSISSIPPI STATE	1/29/19	83-79	w	19-7-2	11-5-1	9-3-3	1-2-0	DNP	2-2-0	8-2-2						
at Auburn	2/2/19	63-84	L	8-10-0	5-4-2	13-1-1	7-1-0	DNP	2-1-2	2-0-0						
GEORGIA	2/6/19	89-74	w	3-8-0	2-3-1	24-4-7	0-1-0	4-1-0	0-0-0	6-3-0						
at Vanderbilt	2/9/19	77-67	w	7-4-1	15-12-0	18-2-4	DNP	3-2-1	0-0-0	9-4-0						
at Mississippi State	2/12/19	62-81	L	11-7-2	3-1-0	17-5-2	2-1-0	0-0-0	0-0-0	4-1-3						
FLORIDA	2/16/19	53-71	L	10-7-0	0-2-0	14-2-2	0-0-0	DNP	5-0-0	3-0-1						
at Texas A&M	2/19/19	56-65	L	6-5-1	9-5-0	5-3-4	DNP	3-2-1	2-0-2	4-1-2						
VANDERBILT	2/23/19	68-61	w	14-11-1	9-3-0	19-1-2	DNP	0-1-0	DNP	5-3-0						
at South Carolina	2/26/19	68-62	w	15-10-0	11-3-1	17-5-3	DNP	4-2-1	DNP	3-4-3						
LSU	3/2/19	69-74	L	14-10-0	13-9-0	7-4-4	DNP	0-3-0	0-0-0	11-3-5						
AUBURN	3/5/19	60-66	L	4-8-0	7-2-0	13-4-3	DNP	0-2-1	2-1-0	11-3-3						
at Arkansas	3/9/19	70-82	L	3-8-1	5-5-0	12-3-2	9-5-2	DNP	5-0-1	7-2-1						
vs Ole Miss	3/14/19	62-57	w	7-15-0	2-9-5	13-1-3	2-1-0	DNP	0-0-0	0-2-2						
vs Kentucky	3/15/19	55-73	L	14-6-0	2-2-0	3-4-2	15-6-0	DNP	0-0-1	2-3-0						
NORFOLK STATE	3/20/19	79-80	L	6-12-0	0-7-1	10-3-3	17-7-0	DNP	4-0-0	18-3-2						

Opponent	Date	Score	12		15		21		23		24		30		34	
			INGRAM,DAZ	BARNES,TYL	JOHNSON,BR	PETTY,JOHN	SCHAFFER,L	SMITH,GALI	MACK,TEVIN							
SOUTHERN	11/6/18	82-62	w	DNP	0-0-0	0-0-0	17-4-2	0-0-0	10-4-0	10-6-2						
APPALACHIAN STATE	11/11/18	81-73	w	8-8-0	DNP	DNP	13-4-1	DNP	4-2-0	2-2-1						
vs Northeastern	11/15/18	52-68	L	9-5-2	DNP	DNP	17-5-2	DNP	2-3-0	7-3-1						
vs Ball State	11/16/18	79-61	w	11-2-5	0-0-0	0-0-0	7-3-7	0-0-0	8-5-0	20-2-1						
vs Wichita State	11/18/18	90-86	w	8-4-5	DNP	DNP	13-5-2	DNP	6-1-0	5-4-1						
MURRAY STATE	11/26/18	78-72	w	9-4-2	DNP	DNP	16-7-0	DNP	4-3-1	7-4-0						
at UCF	11/29/18	64-70	L	5-6-4	DNP	DNP	5-8-1	DNP	1-1-0	4-3-2						
GEORGIA STATE	12/4/18	80-83	L	17-8-2	DNP	DNP	6-4-2	DNP	1-3-0	12-1-0						
ARIZONA	12/9/18	76-73	w	2-2-0	DNP	DNP	4-6-4	DNP	8-3-1	12-6-0						
vs Liberty	12/18/18	84-75	w	7-2-1	DNP	DNP	16-3-1	DNP	0-3-0	5-1-2						
PENN STATE	12/21/18	73-64	w	6-4-4	DNP	DNP	13-5-0	DNP	2-0-0	11-4-0						
at SFA	12/30/18	79-69	w	8-8-3	DNP	DNP	6-8-0	DNP	3-2-0	12-2-1						
KENTUCKY	1/5/19	77-75	w	11-4-4	DNP	DNP	6-1-0	DNP	0-2-0	22-5-1						
at LSU	1/8/19	79-88	L	2-2-3	DNP	DNP	9-8-3	DNP	2-1-0	6-2-0						
TEXAS A&M	1/12/19	80-81	L	6-4-3	DNP	DNP	22-4-1	DNP	DNP	10-9-2						
at Mizzou	1/16/19	70-60	w	9-2-3	DNP	DNP	5-3-1	DNP	4-2-0	3-4-1						
at Tennessee	1/19/19	68-71	L	3-4-5	DNP	DNP	30-1-2	DNP	0-5-0	0-1-1						
OLE MISS	1/22/19	74-53	w	9-5-1	0-0-0	0-1-0	15-1-1	0-1-0	10-3-0	4-4-1						
at Baylor	1/26/19	68-73	L	5-3-2	DNP	DNP	2-1-2	DNP	2-2-0	15-2-1						
MISSISSIPPI STATE	1/29/19	83-79	w	7-2-1	DNP	DNP	13-3-1	DNP	7-3-0	6-8-1						
at Auburn	2/2/19	63-84	L	3-2-4	DNP	DNP	18-4-3	DNP	2-0-0	3-3-0						
GEORGIA	2/6/19	89-74	w	11-3-3	DNP	0-0-0	8-5-0	0-0-0	6-2-0	25-6-2						
at Vanderbilt	2/9/19	77-67	w	12-4-1	DNP	DNP	8-1-3	0-0-0	DNP	5-4-1						
at Mississippi State	2/12/19	62-81	L	12-3-2	DNP	0-0-0	0-2-3	0-0-0	0-0-0	13-5-2						
FLORIDA	2/16/19	53-71	L	2-1-2	DNP	DNP	10-2-1	0-0-0	5-2-0	4-4-0						
at Texas A&M	2/19/19	56-65	L	6-4-2	DNP	DNP	7-6-2	DNP	DNP	14-2-1						
VANDERBILT	2/23/19	68-61	w	13-10-6	DNP	DNP	0-6-3	DNP	DNP	8-1-2						
at South Carolina	2/26/19	68-62	w	2-3-2	DNP	DNP	5-10-3	DNP	0-0-0	11-1-0						
LSU	3/2/19	69-74	L	1-1-0	DNP	DNP	23-4-2	DNP	0-2-0	0-3-0						
AUBURN	3/5/19	60-66	L	5-1-1	DNP	DNP	8-9-1	DNP	0-0-0	10-2-1						
at Arkansas	3/9/19	70-82	L	DNP	DNP	DNP	8-4-2	0-0-0	7-2-0	14-2-0						
vs Ole Miss	3/14/19	62-57	w	4-1-1	DNP	DNP	2-1-0	DNP	11-7-1	21-6-0						
vs Kentucky	3/15/19	55-73	L	9-6-2	0-0-0	DNP	5-1-3	0-0-0	5-1-0	0-1-0						
NORFOLK STATE	3/20/19	79-80	L	4-3-6	DNP	DNP	11-5-5	DNP	4-2-0	5-0-0						

2018-19 TEAM GAME-BY-GAME



2018-19 Alabama Basketball
Alabama Team Game-by-Game (FINAL STATS)
All games



TEAM STATISTICS

Opponent	Date	Score	W/L	Total		3-Pointers		Free throws		Rebounds				pf	a	t/o	blk	stl	pts	avg
				fg-fga	pct	3fg-fga	pct	ft-fa	pct	off	def	tot	avg							
SOUTHERN	11/6/18	82-62	W	27-55	.491	9-24	.375	19-28	.679	16	29	45	45.0	24	17	20	6	3	82	82.0
APPALACHIAN STATE	11/11/18	81-73	W	25-65	.385	5-16	.313	26-43	.605	21	24	45	45.0	23	7	10	4	9	81	81.5
vs Northeastern	11/15/18	52-68	L	19-51	.373	3-19	.158	11-15	.733	8	19	27	39.0	16	10	9	2	3	52	71.7
vs Ball State	11/16/18	79-61	W	33-65	.508	7-19	.368	6-9	.667	10	25	35	38.0	22	22	14	5	4	79	73.5
vs Wichita State	11/18/18	90-86	W	25-49	.510	9-19	.474	31-33	.939	8	24	32	36.8	19	14	12	1	1	90	76.8
MURRAY STATE	11/26/18	78-72	W	25-56	.446	5-18	.278	23-30	.767	15	25	40	37.3	16	12	21	10	7	78	77.0
at UCF	11/29/18	64-70	L	25-66	.379	5-24	.208	9-14	.643	19	27	46	38.6	24	14	14	5	3	64	75.1
GEORGIA STATE	12/4/18	80-83	L	26-56	.464	10-28	.357	18-31	.581	8	33	41	38.9	18	10	10	8	5	80	75.8
ARIZONA	12/9/18	76-73	W	26-56	.464	8-19	.421	16-28	.571	11	29	40	39.0	14	11	15	4	5	76	75.8
vs Liberty	12/18/18	84-75	W	26-50	.520	7-17	.412	25-39	.641	7	25	32	38.3	17	11	11	6	8	84	76.6
PENN STATE	12/21/18	73-64	W	28-53	.528	4-10	.400	13-21	.619	6	32	38	38.3	11	11	12	7	4	73	76.3
at SFA	12/30/18	79-69	W	27-61	.443	11-31	.355	14-20	.700	17	30	47	39.0	13	15	18	4	3	79	76.5
KENTUCKY	1/5/19	77-75	W	27-59	.458	10-23	.435	13-17	.765	7	33	40	39.1	16	14	17	4	2	77	76.5
at LSU	1/8/19	79-88	L	25-62	.403	7-24	.292	22-26	.846	16	20	36	38.9	20	14	15	2	6	79	76.7
TEXAS A&M	1/12/19	80-81	L	26-62	.419	10-27	.370	18-29	.621	13	32	45	39.3	25	13	8	7	1	80	76.9
at Mizzou	1/16/19	70-60	W	26-55	.473	6-18	.333	12-15	.800	9	28	37	39.1	15	9	10	3	2	70	76.5
at Tennessee	1/19/19	68-71	L	25-59	.424	10-26	.385	8-18	.444	12	29	41	39.2	20	13	13	4	3	68	76.0
OLE MISS	1/22/19	74-53	W	25-65	.385	7-22	.318	17-22	.773	20	24	44	39.5	16	8	9	9	9	74	75.9
at Baylor	1/26/19	68-73	L	29-57	.509	5-17	.294	5-7	.714	9	22	31	39.1	15	17	13	7	3	68	75.5
MISSISSIPPI STATE	1/29/19	83-79	W	30-61	.492	1-15	.067	22-36	.611	12	27	39	39.0	19	11	11	9	7	83	75.8
at Auburn	2/2/19	63-84	L	21-47	.447	8-19	.421	13-18	.722	8	21	29	38.6	16	12	21	3	4	63	75.2
GEORGIA	2/6/19	89-74	W	33-58	.569	7-18	.389	16-24	.667	7	30	37	38.5	14	13	12	3	6	89	75.9
at Vanderbilt	2/9/19	77-67	W	24-59	.407	12-24	.500	17-21	.810	11	31	42	38.7	19	11	13	5	4	77	75.9
at Mississippi State	2/12/19	62-81	L	22-51	.431	7-24	.292	11-12	.917	8	18	26	38.1	16	14	18	5	3	62	75.3
FLORIDA	2/16/19	53-71	L	19-43	.442	5-19	.263	10-22	.455	5	18	23	37.5	12	6	11	4	4	53	74.4
at Texas A&M	2/19/19	56-65	L	23-57	.404	6-23	.261	4-7	.571	7	24	31	37.3	13	15	13	3	4	56	73.7
VANDERBILT	2/23/19	68-61	W	24-57	.421	9-24	.375	11-19	.579	9	27	36	37.2	15	14	10	4	10	68	73.5
at South Carolina	2/26/19	68-62	W	24-56	.429	6-17	.353	14-22	.636	9	34	43	37.4	18	13	15	3	3	68	73.3
LSU	3/2/19	69-74	L	24-64	.375	8-26	.308	13-23	.565	12	28	40	37.5	20	11	13	3	1	69	73.2
AUBURN	3/5/19	60-66	L	22-49	.449	5-19	.263	11-16	.688	8	26	34	37.4	16	10	19	5	7	60	72.7
at Arkansas	3/9/19	70-82	L	25-57	.439	10-24	.417	10-20	.500	12	24	36	37.4	14	9	15	3	4	70	72.6
vs Ole Miss	3/14/19	62-57	W	24-59	.407	5-17	.294	9-18	.500	17	33	50	37.8	9	12	16	3	7	62	72.3
vs Kentucky	3/15/19	55-73	L	17-56	.304	6-18	.333	15-19	.789	11	21	32	37.6	15	8	11	3	7	55	71.8
NORFOLK STATE	3/20/19	79-80	Lot	29-69	.420	11-30	.367	10-17	.588	16	29	45	37.8	12	17	16	6	5	79	72.0
Alabama		2448		856-1945	.440	244-718	.340	492-739	.666	384	901	1285	37.8	572	418	465	160	157	2448	72.0
Opponents		2433		890-2047	.435	223-670	.333	430-605	.711	350	835	1185	34.9	645	384	402	144	221	2433	71.6

Games played: 34
Points/game: 72.0
FG Pct: 44.0
3FG Pct: 34.0
FT Pct: 66.6

Rebounds/game: 37.8
Assists/game: 12.3
Turnovers/game: 13.7
Assist/turnover ratio: 0.9
Steals/game: 4.6
Blocks/game: 4.7

2018-19 OPPONENT GAME-BY-GAME



2018-19 Alabama Basketball
Alabama Opponent Game-by-Game (FINAL STATS)
All games



OPPONENT STATISTICS

Opponent	Date	Score		Total		3-Pointers		Free throws		Rebounds				pf	a	t/o	blk	stl	pts	avg
				fg-fga	pct	3fg-fga	pct	ft-fa	pct	off	def	tot	avg							
SOUTHERN	11/6/18	82-62	W	21-55	.382	3-17	.176	17-30	.567	11	20	31	31.0	28	8	15	2	7	62	62.0
APPALACHIAN STATE	11/11/18	81-73	W	25-51	.490	9-15	.600	14-25	.560	11	28	39	35.0	29	7	22	1	4	73	67.5
vs Northeastern	11/15/18	52-68	L	22-42	.524	9-17	.529	15-17	.882	2	23	25	31.7	17	14	13	1	7	68	67.7
vs Ball State	11/16/18	79-61	W	22-49	.449	3-12	.250	14-22	.636	6	25	31	31.5	18	11	15	8	5	61	66.0
vs Wichita State	11/18/18	90-86	W	29-62	.468	6-23	.261	22-27	.815	11	17	28	30.8	25	9	7	3	6	86	70.0
MURRAY STATE	11/26/18	78-72	W	29-64	.453	5-18	.278	9-12	.750	12	20	32	31.0	22	10	18	5	7	72	70.3
at UCF	11/29/18	64-70	L	21-45	.467	5-15	.333	23-36	.639	4	25	29	30.7	14	12	9	6	5	70	70.3
GEORGIA STATE	12/4/18	80-83	L	30-66	.455	8-23	.348	15-20	.750	7	30	37	31.5	23	10	10	1	6	83	71.9
ARIZONA	12/9/18	76-73	W	29-70	.414	9-24	.375	6-9	.667	13	25	38	32.2	19	10	11	4	6	73	72.0
vs Liberty	12/18/18	84-75	W	25-57	.439	11-23	.478	14-17	.824	8	25	33	32.3	27	11	15	3	2	75	72.3
PENN STATE	12/21/18	73-64	W	26-68	.382	7-25	.280	5-5	1.000	10	24	34	32.5	20	16	10	6	8	64	71.5
at SFA	12/30/18	79-69	W	29-68	.426	6-19	.316	5-8	.625	11	20	31	32.3	18	7	12	5	6	69	71.3
KENTUCKY	1/5/19	77-75	W	28-65	.431	5-18	.278	14-17	.824	6	26	32	32.3	15	14	11	1	7	75	71.6
at LSU	1/8/19	79-88	L	28-57	.491	10-15	.667	22-27	.815	12	23	35	32.5	19	15	16	8	8	88	72.8
TEXAS A&M	1/12/19	80-81	L	28-64	.438	3-19	.158	22-30	.733	10	28	38	32.9	21	8	3	6	2	81	73.3
at Mizzou	1/16/19	70-60	W	24-57	.421	7-20	.350	5-10	.500	8	21	29	32.6	17	10	11	0	1	60	72.5
at Tennessee	1/19/19	68-71	L	28-64	.438	3-12	.250	12-16	.750	11	25	36	32.8	18	16	9	7	6	71	72.4
OLE MISS	1/22/19	74-53	W	20-50	.400	6-20	.300	7-14	.500	10	22	32	32.8	20	6	16	4	1	53	71.3
at Baylor	1/26/19	68-73	L	30-67	.448	6-22	.273	7-10	.700	16	19	35	32.9	11	14	8	5	6	73	71.4
MISSISSIPPI STATE	1/29/19	83-79	W	32-71	.451	3-19	.158	12-22	.545	19	24	43	33.4	25	10	13	6	8	79	71.8
at Auburn	2/2/19	63-84	L	30-58	.517	13-22	.591	11-14	.786	8	23	31	33.3	18	15	13	3	13	84	72.4
GEORGIA	2/6/19	89-74	W	29-71	.408	6-25	.240	10-16	.625	15	23	38	33.5	20	15	13	4	3	74	72.5
at Vanderbilt	2/9/19	77-67	W	21-52	.404	8-22	.364	17-28	.607	5	26	31	33.4	17	10	11	5	6	67	72.2
at Mississippi State	2/12/19	62-81	L	29-59	.492	7-15	.467	16-20	.800	14	21	35	33.5	12	13	12	6	15	81	72.6
FLORIDA	2/16/19	53-71	L	27-50	.540	6-19	.316	11-14	.786	5	26	31	33.4	20	11	9	2	6	71	72.5
at Texas A&M	2/19/19	56-65	L	22-54	.407	6-23	.261	15-16	.938	9	29	38	33.5	12	10	13	3	4	65	72.2
VANDERBILT	2/23/19	68-61	W	23-53	.434	4-17	.235	11-16	.688	7	29	36	33.6	16	13	17	2	3	61	71.8
at South Carolina	2/26/19	68-62	W	20-65	.308	4-19	.211	18-23	.783	11	26	37	33.8	21	9	8	6	7	62	71.5
LSU	3/2/19	69-74	L	28-66	.424	4-17	.235	14-22	.636	14	34	48	34.2	23	11	11	3	9	74	71.6
AUBURN	3/5/19	60-66	L	24-60	.400	7-25	.280	11-14	.786	12	23	35	34.3	13	8	12	3	11	66	71.4
at Arkansas	3/9/19	70-82	L	29-65	.446	9-20	.450	15-18	.833	13	23	36	34.3	14	15	8	6	11	82	71.7
vs Ole Miss	3/14/19	62-57	W	24-63	.381	7-26	.269	2-4	.500	6	24	30	34.2	17	11	9	6	5	57	71.2
vs Kentucky	3/15/19	55-73	L	28-59	.475	7-15	.467	10-15	.667	12	30	42	34.4	19	15	11	11	8	73	71.3
NORFOLK STATE	3/20/19	79-80	Lot	30-80	.375	11-29	.379	9-11	.818	21	28	49	34.9	17	10	11	2	12	80	71.6
Opponents		2433		890-2047	.435	223-670	.333	430-605	.711	350	835	1185	34.9	645	384	402	144	221	2433	71.6
Alabama		2448		856-1945	.440	244-718	.340	492-739	.666	384	901	1285	37.8	572	418	465	160	157	2448	72.0

Games played: 34
Points/game: 71.6
FG Pct: 43.5
3FG Pct: 33.3
FT Pct: 71.1

Rebounds/game: 34.9
Assists/game: 11.3
Turnovers/game: 11.8
Assist/turnover ratio: 1.0
Steals/game: 6.5
Blocks/game: 4.2

2018-19 SEASON/CAREER STATISTICS



2018-19 Alabama Basketball Alabama Season/Career Statistics (FINAL STATS) All games



SEASON STATISTICS

CAREER STATISTICS

SUMMARY	gp-gs	min/g	fg%	3fg%	ft%	r/g	a/g	stl	blk	pts/g	gp-gs	min/g	fg%	3fg%	ft%	r/g	a/g	stl	blk	pts/g
Lewis Jr., Kira	34-34	31.6	.433	.358	.783	2.6	2.9	28	10	13.5	34-34	31.6	.433	.358	.783	2.6	2.9	28	10	13.5
Hall, Donta	34-34	26.8	.616	1.000	.718	8.8	0.5	16	56	10.5	135-85	20.8	.661	1.000	.607	6.3	0.5	73	228	7.5
Petty, John	34-17	28.9	.413	.345	.707	4.2	1.9	17	15	10.2	70-46	28.7	.402	.361	.708	3.4	1.8	34	24	10.2
Mack, Tevin	34-24	20.6	.417	.333	.560	3.3	0.8	11	16	9.0	34-24	20.6	.417	.333	.560	3.3	0.8	11	16	9.0
Ingram, Dazon	32-19	22.2	.453	.381	.710	3.8	2.6	17	4	7.1	108-93	26.2	.471	.356	.680	4.8	2.9	85	27	9.1
Jones, Herbert	34-29	21.1	.422	.286	.495	3.5	2.0	32	20	6.4	69-42	21.2	.416	.277	.497	3.5	1.7	76	42	5.3
Norris, Riley	26-3	19.9	.397	.345	.756	3.8	0.7	15	4	6.3	136-60	23.9	.392	.346	.686	4.2	0.7	89	23	6.8
Reese, Alex	28-0	13.3	.403	.375	.755	2.5	0.5	10	12	6.3	60-1	12.4	.397	.349	.762	2.7	0.4	25	19	5.1
Smith, Galin	30-10	13.1	.522	.000	.444	2.2	0.1	3	14	3.8	63-13	12.5	.567	.000	.377	2.1	0.1	5	38	3.3
Giddens, Daniel	14-0	8.2	.357	.000	.389	1.9	0.4	0	7	1.9	48-18	11.8	.535	.000	.530	2.3	0.3	14	42	3.6
Johnson Jr, Avery	32-0	9.7	.301	.148	.900	0.8	0.7	7	0	1.8	102-6	14.4	.332	.285	.793	1.2	1.0	49	2	4.4
Johnson, Britton	5-0	0.6	.000	.000	.000	0.2	0.0	0	1	0.0	5-0	0.6	.000	.000	.000	0.2	0.0	0	1	0.0
Schaffer, Lawson	9-0	1.7	.000	.000	.000	0.1	0.0	1	0	0.0	56-0	2.3	.243	.258	.750	0.1	0.4	10	0	0.6
Barnes, Tyler	4-0	1.0	.000	.000	.000	0.0	0.0	0	1	0.0	8-0	1.4	.000	.000	.000	0.0	0.0	1	1	0.0

SCORING	fg-fga	fg%	3fg-fga	3fg%	ft-fta	ft%	pts	pts/g	fg-fga	fg%	3fg-fga	3fg%	ft-fta	ft%	pts	pts/g
Lewis Jr., Kira	157-363	.433	54-151	.358	90-115	.783	458	13.5	157-363	.433	54-151	.358	90-115	.783	458	13.5
Hall, Donta	133-216	.616	1-1	1.000	89-124	.718	356	10.5	400-605	.661	1-1	1.000	213-351	.607	1014	7.5
Petty, John	118-286	.413	59-171	.345	53-75	.707	348	10.2	241-599	.402	149-413	.361	85-120	.708	716	10.2
Mack, Tevin	115-276	.417	48-144	.333	28-50	.560	306	9.0	115-276	.417	48-144	.333	28-50	.560	306	9.0
Ingram, Dazon	67-148	.453	16-42	.381	76-107	.710	226	7.1	305-647	.471	57-160	.356	314-462	.680	981	9.1
Jones, Herbert	79-187	.422	6-21	.286	52-105	.495	216	6.4	137-329	.416	13-47	.277	76-153	.497	363	5.3
Norris, Riley	52-131	.397	29-84	.345	31-41	.756	164	6.3	305-779	.392	152-439	.346	157-229	.686	919	6.8
Reese, Alex	56-139	.403	27-72	.375	37-49	.755	176	6.3	102-257	.397	51-146	.349	48-63	.762	303	5.1
Smith, Galin	47-90	.522	0-0	.000	20-45	.444	114	3.8	89-157	.567	0-0	.000	29-77	.377	207	3.3
Giddens, Daniel	10-28	.357	0-1	.000	7-18	.389	27	1.9	68-127	.535	0-1	.000	35-66	.530	171	3.6
Johnson Jr, Avery	22-73	.301	4-27	.148	9-10	.900	57	1.8	157-473	.332	57-200	.285	73-92	.793	444	4.4
Johnson, Britton	0-0	.000	0-0	.000	0-0	.000	0	0.0	0-0	.000	0-0	.000	0-0	.000	0	0.0
Schaffer, Lawson	0-6	.000	0-4	.000	0-0	.000	0	0.0	9-37	.243	8-31	.258	6-8	.750	32	0.6
Barnes, Tyler	0-2	.000	0-0	.000	0-0	.000	0	0.0	0-3	.000	0-1	.000	0-2	.000	0	0.0

TOTALS	o-reb	d-reb	t-reb	pf	fo	ast	to	a/to	o-reb	d-reb	t-reb	pf	fo	ast	to	a/to
Lewis Jr., Kira	13	74	87	61	0	98	74	1.3	13	74	87	61	0	98	74	1.3
Hall, Donta	92	206	298	60	0	18	37	0.5	280	570	850	287	8	63	127	0.5
Petty, John	25	119	144	37	0	64	68	0.9	39	197	236	73	0	129	142	0.9
Mack, Tevin	30	83	113	56	0	28	48	0.6	30	83	113	56	0	28	48	0.6
Ingram, Dazon	27	94	121	83	3	82	64	1.3	101	413	514	289	12	310	252	1.2
Jones, Herbert	38	81	119	94	4	67	67	1.0	67	173	240	188	8	115	123	0.9
Norris, Riley	32	66	98	48	2	18	14	1.3	173	394	567	286	4	94	127	0.7
Reese, Alex	25	46	71	31	0	13	25	0.5	47	113	160	64	0	22	46	0.5
Smith, Galin	29	37	66	54	0	3	32	0.1	58	75	133	108	2	6	55	0.1
Giddens, Daniel	13	13	26	22	0	6	12	0.5	41	71	112	117	2	14	46	0.3
Johnson Jr, Avery	4	21	25	24	0	21	9	2.3	27	94	121	136	1	97	64	1.5
Johnson, Britton	0	1	1	0	0	0	0	0.0	0	1	1	0	0	0	0	0.0
Schaffer, Lawson	0	1	1	2	0	0	1	0.0	3	4	7	13	0	20	11	1.8
Barnes, Tyler	0	0	0	0	0	0	0	0.0	0	0	0	0	0	0	0	0.0