



# CRIMSON TIDE

BASKETBALL

20 NCAA Appearances » 13 Combined SEC Titles » 2nd in SEC History in Total League Wins » 2nd in SEC History in Winning Percentage

# A

## 2018-19 QUICK FACTS

<b>University</b>	Tuscaloosa, Ala.
<b>Location</b>	Tuscaloosa, Ala.
<b>Founded</b>	April 12, 1831
<b>Enrollment</b>	38,563
<b>Conference</b>	Southeastern
<b>Colors</b>	Crimson and White
<b>President</b>	Dr. Stuart R. Bell
<b>Director of Athletics</b>	Greg Byrne
<b>Faculty Athletics Representative</b>	Dr. James King
<b>Arena</b>	Coleman Coliseum (15,383)

### Coaching Staff

<b>Head Coach</b>	Avery Johnson
<b>Alma Mater</b>	Southern, 1988
<b>Years at Alabama</b>	Fourth season
<b>College Career Record</b>	57-46 (3 seasons)
<b>NBA Career Record</b>	254-186 (7 seasons)
<b>Overall Career Record</b>	311-232 (10 seasons)
<b>Associate Head Coach</b>	

John Pelphrey (Kentucky, 1991)

<b>Asst. Coaches</b>	Antoine Pettway (Alabama, 2004) Yasir Rosemond (Oregon, 2003)
----------------------	--

<b>Director of Operations</b>	Colton Houston
<b>Operations Coordinator</b>	Alex Accetta
<b>Strength and Conditioning</b>	Lou DeNeen
<b>Director of Player Development</b>	Blake Gray
<b>Scouting and Recruiting Coordinator</b>	Alex Fain
<b>Athletic Trainer</b>	Clarke Holter
<b>Nutrition Coordinator</b>	Amanda Poppleton
<b>Executive Assistant to Avery Johnson</b>	Brenda Holt
<b>Administrative Asst.</b>	Mary Margaret Strickland

### Team Information

<b>2017-18 Record</b>	20-16
<b>2017-18 SEC Record/Finish</b>	8-10/T-9th
<b>2017-18 H/A/N Record</b>	12-5/2-8/6-3
<b>Starters Returning/Lost</b>	4/1
<b>Letterwinners Returning/Lost</b>	10/2
<b>Newcomers</b>	4*

\* includes transfer who sat out last season

### Program History

<b>All-Time Record</b>	1,657-1,030-1 (.617)
<b>SEC Record</b>	783-606 (.564)
<b>SEC Tournament Record</b>	66-52 (.559)
<b>SEC Championships</b>	7 (1934, 56, 74t, 75t, 76, 87, 02)
<b>SEC Divisional Championships</b>	3 (2002, 05, 11)
<b>SEC Tournament Championships</b>	6 (1934, 82, 87, 89, 90, 91)
<b>NCAA Appearances</b>	20 (1975, 76, 82, 83, 84, 85, 86, 87 <sup>1</sup> , 89, 90, 91, 92, 94, 95, 02, 03, 04, 05, 06, 12, 18)
<b>NCAA Record</b>	19-20! (.487)
<b>NIT Appearances</b>	15 (73, 77, 79, 80, 81, 93, 96, 99, 01, 07, 11, 13, 15, 16, 17)
<b>NIT Record</b>	24-18 (.571)
<i>! 1987 NCAA Tournament appearance and record (2-1) were vacated</i>	

### Media Relations

<b>Basketball Contact</b>	Aaron Jordan
<b>Director of Athletics Communications</b>	
<b>Office</b>	205-348-6084
<b>Mobile</b>	205-913-1979
<b>E-mail</b>	ajordan@ia.ua.edu
<b>Fax</b>	205-348-8841
<b>Website</b>	www.RollTide.com
<b>Mailing Address</b>	1201 Coliseum Drive Room 170 Tuscaloosa, AL 35487

## 2018-19 SCHEDULE

Opponent	TV	Time (CT)/Result
<b>NOVEMBER</b>		
<b>6 SOUTHERN</b>	<b>SEC NETWORK+</b>	<b>7 p.m.</b>
<b>11 APPALACHIAN ST</b>	<b>SEC NETWORK</b>	<b>6 p.m.</b>
15 vs. Northeastern <sup>1</sup>	ESPNU	1 p.m.
16 vs. Ball State/Va. Tech <sup>1</sup>	TBA	TBA
18 vs. TBA <sup>1</sup>	TBA	TBA
<b>26 MURRAY STATE</b>	<b>SEC NETWORK+</b>	<b>7 p.m.</b>
29 at UCF	ESPNU	6 p.m.
<b>DECEMBER</b>		
<b>4 GEORGIA STATE</b>	<b>SEC NETWORK+</b>	<b>7 p.m.</b>
<b>9 ARIZONA</b>	<b>ESPN</b>	<b>Noon</b>
18 vs. Liberty <sup>2</sup>	TBA	TBA
<b>21 PENN STATE</b>	<b>SEC NETWORK</b>	<b>8 p.m.</b>
30 at Stephen F. Austin	TBA	TBA
<b>JANUARY</b>		
<b>5 KENTUCKY*</b>	<b>ESPN</b>	<b>11 a.m. or Noon</b>
8 at LSU*	SEC NETWORK	8 p.m.
<b>12 TEXAS A&amp;M*</b>	<b>SEC NETWORK</b>	<b>2:30 p.m.</b>
16 at Missouri*	SEC NETWORK	8 p.m.
19 at Tennessee*	ESPN/ESPN2/ESPNU	1 p.m.
<b>22 OLE MISS*</b>	<b>ESPN/ESPNU</b>	<b>8 p.m.</b>
26 at Baylor <sup>3</sup>	ESPN/ESPN2/ESPNU	11 a.m.
<b>29 MISSISSIPPI STATE*</b>	<b>SEC NETWORK</b>	<b>7:30 p.m.</b>
<b>FEBRUARY</b>		
2 at Auburn*	ESPN/ESPN2/ESPNU	7 p.m.
<b>6 GEORGIA*</b>	<b>SEC NETWORK</b>	<b>8 p.m.</b>
9 at Vanderbilt*	SEC NETWORK	7:30 p.m.
12 at Mississippi State*	SEC NETWORK	8 p.m.
<b>16 FLORIDA*</b>	<b>ESPN/ESPN2/ESPNU</b>	<b>1 p.m.</b>
19 at Texas A&M*	SEC NETWORK	8 p.m.
<b>23 VANDERBILT*</b>	<b>ESPN/ESPN2/ESPNU</b>	<b>5 p.m.</b>
26 at South Carolina*	ESPN/ESPN2/ESPNU	6 p.m.
<b>MARCH</b>		
<b>2 LSU*</b>	<b>ESPN/ESPN2</b>	<b>11 a.m.</b>
<b>5 AUBURN*</b>	<b>ESPN/ESPN2/ESPNU/SECN</b>	<b>8 p.m.</b>
9 at Arkansas*	SEC NETWORK	5 p.m.
13-17 SEC Tournament <sup>4</sup>	TBA	TBA

- 1 Charleston Classic (Charleston, S.C.)
- 2 Rocket City Classic (Huntsville, Ala.)
- 3 SEC/Big 12 Challenge
- 4 Southeastern Conference Tournament (Nashville, Tenn.)
- \* Southeastern Conference game

**BOLD** indicates home game

6

## 2018-19 NUMERICAL ROSTER

No.	Name	Pos.	Ht.	Wt.	Cl.	Hometown (Previous School)
0	Donta Hall	F	6-9	232	Sr.	Luverne, Ala. (Luverne HS)
1	Riley Norris	F	6-7	210	Gr.	Albertville, Ala. (Albertville HS)
2	Kira Lewis Jr.	G	6-3	160	Fr.	Meridianville, Ala. (Hazel Green HS)
3	Alex Reese	F	6-9	250	So.	Pelham, Ala. (Pelham HS)
4	Daniel Giddens	F/C	6-11	247	Jr.	Mableton, Ga. (Ohio State)
5	Avery Johnson Jr.	G	5-11	187	Sr.	Houston, Texas (Texas A&M)
10	Herbert Jones	G	6-7	200	So.	Greensboro, Ala. (Hale Country HS)
12	Dazon Ingram	G	6-5	204	Jr.	Theodore, Ala. (Theodore HS)
13	Javian Davis-Fleming	F	6-9	230	Fr.	Canton, Miss. (Canton HS)
15	Tyler Barnes	F	6-8	200	So.	Louisville, Ky. (St. Xavier HS)
22	Diante Wood	G	6-4	175	Fr.	Anniston, Ala. (Sacred Heart Catholic HS)
23	John Petty	G	6-5	195	So.	Huntsville, Ala. (Mae Jemison HS)
24	Lawson Schaffer	G	5-11	168	Sr.	Cullman, Ala. (Cullman HS)
30	Galín Smith	F	6-9	235	So.	Clinton, Miss. (Clinton HS)
34	Tevin Mack#	G/F	6-6	215	Jr.	Columbia, S.C. (Texas)

# Sat out the 2017-18 season per NCAA transfer rules and is eligible to suit up in 2018-19

## 2018-19 ROSTER BREAKDOWN

## STARTERS RETURNING (4)

No.	Name	Pos.	Ht.	Wt.	Cl.	Hometown	GP/GS	PPG	RPG	APG	MPG	Other
0	Donta Hall	F	6-9	232	Sr.	Luverne, Ala. (Luverne HS)	34/31	10.6	6.6	0.6	23.7	2.0 bpg
10	Herbert Jones	G	6-7	200	So.	Greensboro, Ala. (Hale County HS)	35/13	4.2	3.5	1.4	21.2	1.3 spg
12	Dazon Ingram	G	6-5	204	Jr.	Theodore, Ala. (Theodore HS)	35/33	9.7	5.7	2.6	28.8	0.9 spg
23	John Petty	G	6-5	195	So.	Huntsville, Ala. (Mae Jemison HS)	36/29	10.2	2.6	1.8	28.5	2.5 3s/game

## STARTERS LOST (1)

No.	Name	Pos.	Ht.	Wt.	Hometown	GP/GS	PPG	RPG	APG	MPG	Other
2	Collin Sexton	G	6-3	185	Mableton, Ga. (Pebblebrook HS)	33/32	19.2	3.8	3.6	29.9	0.8 spg

## OTHER KEY RETURNEES (6)

No.	Name	Pos.	Ht.	Wt.	Cl.	Hometown	GP/GS	PPG	RPG	APG	MPG	Other
1	Riley Norris <sup>^</sup>	G/F	6-7	210	Gr.	Albertville, Ala. (Albertville HS)	9/3	4.8	2.4	0.7	18.4	
3	Alex Reese	F	6-9	250	So.	Pelham, Ala. (Pelham HS)	32/1	4.0	2.8	0.3	11.6	
4	Daniel Giddens	F/C	6-10	245	Jr.	Mableton, Ga. (Ohio State)	33/7	3.8	3.6	0.3	18.2	1.5 bpg
5	Avery Johnson Jr.	G	5-11	187	Sr.	Houston, Texas (Texas A&M)	36/0	4.3	1.1	0.8	13.9	
24	Lawson Schaffer	G	5-11	168	Sr.	Cullman, Ala. (Cullman HS)	14/0	0.6	0.0	0.9	4.0	
30	Galín Smith	F	6-9	235	So.	Clinton, Miss. (Clinton HS)	33/3	2.8	2.0	0.1	12.1	0.7 bpg

## OTHER LETTERWINNERS LOST (1)

No.	Name	Pos.	Ht.	Wt.	Hometown	GP/GS	PPG	RPG	APG	MPG	Other
25	Braxton Key	F	6-8	225	Charlotte, N.C. (Oak Hill Academy)	26/17	7.0	5.3	1.8	25.2	

## NEWCOMERS (3)

No.	Name	Pos.	Ht.	Wt.	Cl.	Hometown (Previous School)	PPG	RPG	APG	Other
2	Kira Lewis Jr.	G	6-3	160	Fr.	Meridianville, Ala. (Hazel Green HS)	28.5	5.9	4.5	3.9 spg
13	Javian Davis-Fleming	F	6-9	230	Fr.	Canton, Miss. (Canton HS)	17.0	12.0		2.0 bpg
22	Diante Wood	G	6-4	175	Fr.	Anniston, Ala. (Sacred Heart Catholic HS)	23.2	12.4	3.0	

## TRANSFERS (1)

No.	Name	Pos.	Ht.	Wt.	Cl.	Hometown (Previous School)	GP/GS	PPG	RPG	APG	MPG	Other
11	Tevin Mack <sup>#</sup>	G	6-7	215	Jr.	Columbia, S.C. (Texas)	15/10	14.8	4.8	0.8	31.3	0.5 spg

<sup>^</sup> Riley Norris earned a medical redshirt after playing in just nine games in 2017-18

<sup>#</sup> Tevin Mack sat out the 2017-18 season due to NCAA transfer rules and is eligible to suit up in 2018-19

## 2018-19 ALPHABETICAL ROSTER

No.	Name	Pos.	Ht.	Wt.	Cl.	Hometown (Previous School)
15	Tyler Barnes	F	6-8	200	So.	Louisville, Ky. (St. Xavier HS)
13	Javian Davis-Fleming	F	6-9	230	Fr.	Canton, Miss. (Canton HS)
4	Daniel Giddens	F/C	6-11	247	Jr.	Mableton, Ga. (Ohio State)
0	Donta Hall	F	6-9	232	Sr.	Luverne, Ala. (Luverne HS)
12	Dazon Ingram	G	6-5	204	Jr.	Theodore, Ala. (Theodore HS)
5	Avery Johnson Jr.	G	5-11	187	Sr.	Houston, Texas (Texas A&M)
10	Herbert Jones	G	6-7	200	So.	Greensboro, Ala. (Hale Country HS)
2	Kira Lewis Jr.	G	6-3	160	Fr.	Meridianville, Ala. (Hazel Green HS)
34	Tevin Mack <sup>#</sup>	G/F	6-6	215	Jr.	Columbia, S.C. (Texas)
1	Riley Norris	F	6-7	210	Gr.	Albertville, Ala. (Albertville HS)
23	John Petty	G	6-5	195	So.	Huntsville, Ala. (Mae Jemison HS)
3	Alex Reese	F	6-9	250	So.	Pelham, Ala. (Pelham HS)
2	Lawson Schaffer	G	5-11	168	Sr.	Cullman, Ala. (Cullman HS)
30	Galín Smith	F	6-9	235	So.	Clinton, Miss. (Clinton HS)
22	Diante Wood	G	6-4	175	Fr.	Anniston, Ala. (Sacred Heart Catholic HS)

<sup>#</sup> Sat out the 2017-18 season per NCAA transfer rules and is eligible to suit up in 2018-19

## PRONUNCIATION GUIDE

## PLAYERS

Javian Fleming	Jay-VEE-on
Donta Hall	Don-TAY
Dazon Ingram	DAY-zahn
Kira Lewis Jr.	Kigh (rhymes with high)-rah
Lawson Schaffer	SHAY-fer
Diante Wood	DEE-on-tay

## COACHES

Antoine Pettway	PETT-way
Yasir Rosemond	Yah-SEER
Lou DeNeen	Duh-NEEN

2018-19 QUICK HITS

- Alabama steps into the 2018-19 campaign returning four starters and 10 letterwinners from last season's 20-16 team that reached the second round of the NCAA Tournament. Head coach Avery Johnson's returning letterwinners started 73 percent of last year's games and accounted for 69 percent of the total scoring, 80 percent of the total rebounds, 93 percent of the total blocks, 77 percent of the total minutes played, 76 percent of the total steals, 64 percent of the total assists, 74 percent of its made threes and 71 percent of the total made field goals.
- Alabama welcomes back three of its top four and nine of the top 11 scorers from last season's squad. Leading the list of returnees is senior forward Donta Hall, who leads all returning players in scoring (10.6 ppg). Last season, the Luverne, Ala., native topped the squad in rebounding (6.6 rpg), blocks (2.0 bpg), dunks (68) and field goal percentage (.726).
- Hall is joined by sophomore John Petty, who was one of only two players to see action in all 36 contests a year ago (Avery Johnson Jr.). Petty led the Tide last season in three-point shooting (90-of-242, .393), while also contributing 10.2 points and 1.8 assists per game in 2017-18, which both rank second-best among all returnees. Meanwhile, junior Dazon Ingram was also a force to reckon with at 9.7 points and 5.7 rebounds per game, while returning as the team leader in assists (2.6 apg) and free throws made and attempted (122-of-177).
- Senior Riley Norris returns for his graduate year after receiving a medical redshirt last year, and joins senior Avery Johnson Jr. (36 games played, 4.3 points, 1.1 rebounds per game), junior Daniel Giddens (4.2 points, 2.5 rebounds) and a trio of sophomores in Herbert Jones (4.2 points, 3.5 rebounds and 1.3 steals per game), Alex Reese (4.2 points, 32.4 percent from three) and Galin Smith (2.8 points, 2.0 rebounds, .07 blocks per game) as veteran players who will look to make key contributions for the Crimson Tide in 2018-19.
- Junior guard/forward Tevin Mack will be eligible after sitting out the 2017-18 season as an NCAA transfer. Mack, who played his first two seasons at Texas, played in 48 games in his two seasons at Texas and finished with double-digit points 16 times including three games of 20 or more points. Mack led the team in 2016-17 in scoring average (14.8 ppg) and three-point percentage (.391) despite playing just 15 games.
- Alabama advanced to its first NCAA Tournament since 2012 with an at-large bid. It marked the Crimson Tide's 20th NCAA appearance in school history, but it was just the second showing since 2006. UA made five consecutive tournaments from 2002-06.
- The Crimson Tide opened NCAA Tournament play with an 86-83 victory over Virginia Tech at the PPG Paints Arena in Pittsburgh, Pa. The victory was Alabama's first in the NCAA Tournament since 2006. The neck-and-neck opening round battle saw 10 ties and 10 lead changes throughout, but the Crimson Tide's three straight field goals and free-throw shooting down the stretch allowed UA to hang on for the win.
- The Tide advanced to the second round where it fell to eventual national champions Villanova, 81-58. Alabama's defense shined in the first half, as the Crimson Tide trailed by a score of 32-27 at the break. However, the Wildcats converted eight consecutive three-pointers in the first 10 minutes of the second half to blow the game open.
- Alabama owns a 19-20 (.487) record in 20 all-time appearances in the NCAA Tournament. The Crimson Tide reached the 1987 Sweet 16, which was later vacated, along with its 2-1 record in that year's event, due to an NCAA violation. With that removed, Alabama has made seven Sweet 16 appearances in program history, with the last coming in 2004. That was the same year that the Tide made its lone Elite 8 showing.
- With an 81-63 win over Auburn in the SEC Tournament quarterfinals, Alabama advanced to the semis for the second consecutive season. It marked the first time in 22 years – dating back to the 1994 and 1995 seasons – that the Tide has had back-to-back tournament semifinal appearances. Head coach Avery Johnson has a record of 5-3 in SEC Tournament action, including guiding the Crimson Tide to two wins in the tournament in each of the last two seasons. He has led Alabama to three-straight SEC Tournament quarterfinal appearances and consecutive SEC semifinal showings.
- Former Alabama guard Collin Sexton was selected by the Cleveland Cavaliers as the eighth overall pick at the 2018 National Basketball Association Draft on June 21 in Brooklyn, N.Y. Sexton became the 15th Alabama player to be chosen in the first round and is the fourth top-10 selection in program history. In his lone season with the Tide, Sexton became the 19th different player in program history, and first since 2008, to earn All-America accolades. He was the only UA rookie to earn a spot on an Associated Press All-America team (first, second, third or honorable mention) in program history. Additionally, he was named the AP Newcomer of the Year and First Team All-SEC this past season, while the league's coaches voted him as the SEC Freshman of the Year and to the All-Freshman squad and All-SEC second team. Sexton's 632 points on the year not only ranked as the third-most in program history, but set the Alabama freshman single-season scoring record. The Mableton, Ga., native finished the year ranked second in the Southeastern Conference with 19.2 points per game, while adding 3.8 rebounds and a team-leading 3.6 assists per contest. He topped Alabama in field goals made (196) and attempted (438) along with free throws made (196) and attempted (252). In addition to his freshman scoring record, Sexton set a new school record for free throws made in a season and ranked fourth in program history in free throws attempted.

2017-18 TEAM STATISTICS

All Games	Record	SEC Games
20-16	8-10	
3-7	Last 10	3-7
3-2	Last 5	0-5
72.3	PPG	69.0
70.6	OPP PPG	68.1
+1.7	Margin	+0.9
.461	FG%	.445
.416	FG% DEF	.403
.326	3PT%	.303
.328	3PT% DEF	.305
.670	FT%	.684
35.9	RPG	35.5
35.7	OPP RPG	36.1
+0.2	Margin	-0.6
12.7	APG	12.2
14.3	TOs PG	14.1
5.3	BPG	5.4
6.3	SPG	6.4

2017-18 TEAM LEADERS

ALABAMA	LEADER	
Scoring	Collin Sexton	19.2
Rebounding	Donta Hall	6.6
Assists	Collin Sexton	3.6
Steals	Herbert Jones	1.3
Blocked Shots	Donta Hall	2.0
Field Goal Made	Collin Sexton	196
Field Goal Attempts	Collin Sexton	438
Field Goal Percentage	Donta Hall	.726
3-Point Field Goals Made	John Petty	90
3-Point Field Goal Attempts	John Petty	242
3-Point Field Goal Percentage	John Petty	37.2
Free Throws Made	Collin Sexton	196
Free Throws Attempted	Collin Sexton	252
Free Throw Percentage	Avery Johnson Jr.	.800
Minutes	John Petty	28.5 mpg

John Petty also had a sensational rookie campaign for the Tide. Petty led the team in threes made (90), threes attempted (242) and three-point field goal percentage (.372), while ranking third on the team with 10.2 points per game. His 90 threes made not only ranked fourth in program history, but was the most made by a UA freshman in UA lore. In addition, his 242 attempts also set a freshman record in the category and ranks third-most in the record books. He went on to finish third in the SEC in three-pointers made and tied for fifth in threes made per game (2.5). The Huntsville, Ala., native was a two-time SEC Freshman of the Week (Nov. 20 and Jan. 1).

Alabama won six games over AP Top-25 opponents this season, holding a 6-3 record against ranked foes. It's the first time in program history the Tide has won six games over AP Top-25 teams in a single season, bettering the four ranked victories accomplished four other seasons (1982-83, 1986-87, 2001-02, 2015-16). Alabama captured wins over then-No. 5 Texas A&M, then-No. 17 Auburn, then-No. 12 Oklahoma, then-No. 23 Florida, then-No. 15 Tennessee and then-No. 19 Auburn on the season. The six ranked wins also tied for the most wins over nationally-ranked opponents by any team in the country heading into the NCAA Tournament.

BY THE NUMBERS

**1**  
Alabama was the top defensive team in league play. The Tide was the only team in the SEC to rank in the top four in each of the five major categories. Against conference competition, the Tide led the league in blocks per game (5.4), ranked second in field goal percentage defense (.403), while ranking third in steals (6.4) and fourth in scoring defense (68.1).

**11**  
Number of AP Top-25 teams Alabama has beaten in Avery Johnson's tenure (11-10), including a school record six (6-3) in 2017-18. In 2015-16, the Tide was one of 15 teams nationally that defeated four AP Top-25 teams – the first time since 2001-02 that UA recorded at least four wins against top-25 competition.

**13**  
The Crimson Tide has had 13 games that were decided by five points or less this year. Alabama had a record of 7-6 in such contests in 2017-18.

**14**  
Total number of sellouts in Alabama head coach Avery Johnson's three seasons, including five in 2017-18 (Auburn on Jan. 17, Mississippi State on Jan. 20, Oklahoma on Jan. 27, Tennessee on Feb. 10 and Arkansas on Feb. 24). In 2016-17, the Tide had four sellouts and recorded five sellouts the previous year (2015-16), which was the most games sold out in a single season at Alabama since selling out six during the 2006-07 campaign.

**14**  
Alabama boasted 14 games on last year's schedule that were against opponents who finished either ranked or receiving votes to be ranked in this final AP Top 25 poll.

**27**  
Alabama ranked 27th in the nation in total attendance in 2016-17, averaging 11,947 fans per game. In 2015-16, the Crimson Tide set a then-school record for average attendance at 13,110, which ranked 22nd nationally. Last year, Alabama broke the school record by averaging 13,391 fans per home game.

**74**  
Number of games UA has won in league play over the past eight years (including 2017-18 season). UA ranks fourth in the league, trailing only Kentucky (108), Florida (96) and Arkansas (77), who ranks just ahead of Alabama. Ole Miss (72), Georgia (71) and Vanderbilt (69) follow to round out the top seven.

**311**  
Avery Johnson has compiled 311 career victories during his coaching career. His 10-plus seasons as a head coach include seven-plus years as an NBA head coach where he collected 254 wins, in addition to his 57 wins after three seasons at Alabama.

**1,657**  
Number of all-time wins for Alabama, after its 105th year of basketball in 2017-18, which ranks second in the SEC.



**AVERY JOHNSON**

Head Coach Fourth Season  
SOUTHERN, 1988

**MILESTONES**  
**2015**

Louisiana Sports HOF

**2009**

San Antonio Spurs HOF

**2006**

NBA Coach of the Year

**2006**

NBA Western Conference All-Star Coach

**1999**

NBA Champion (San Antonio Spurs)

**1987 & 1988**

2x SWAC Player of the Year  
2 NCAA Tournaments

**BY THE NUMBERS**  
**4,474**

San Antonio Spurs All-Time Assist Leader and Ranks 28th in NBA History

**16**

Total Number of NBA Seasons

**12.0**

Career Assist Average at Southern University (1987-88) – an NCAA Record That Still Stands

**6**

San Antonio Spurs Retired Johnson's No. 6 Jersey on Dec. 22, 2007

**2**

One of Only Two Players (Calvin Murphy) Under 6-feet in Height to Play Over 1,000 Games in the NBA

**ON THE BENCH**



**JOHN PELPHEY**  
Associate Head Coach

Third season with staff and brings more than 20 years of assistant and head coaching experience to the Tide at the Division I level ... not only adds someone who boasts multiple years as an assistant coach in the SEC (Florida from 1996-2002 and 2011-15), but also brings nine years of head coaching experience (South Alabama from 2002-07 and Arkansas from 2007-11) ... has spent 14 of his 22 years as a coach in the SEC.



**ANTOINE PETTWAY**  
Assistant Coach

Former Crimson Tide star that was an integral part of the Tide's Elite Eight run in 2004 ... one of the top recruiters in not only the Southeastern Conference, but in the nation as well ... promoted to assistant coach at the end of the 2013 season and was named lead recruiter following the 2017 campaign ... was a former walk-on before earning a scholarship ... prior to his promotion, spent three seasons as the director of operations ... graduated in 2004.



**YASIR ROSEMOND**  
Assistant Coach

A veteran coach of 13 years in the collegiate ranks ... the newest face on the coaching staff who joined the program in May of 2017 ... came to the Crimson Tide after spending the previous two seasons at Georgia ... also held coaching positions at Oregon, helping the Ducks reach the 2007 Elite 8, Samford and Seattle University during his 13-year coaching career ... while on the Ducks' coaching staff, he helped assemble a top-25 recruiting class in 2008 and also coached Aaron Brooks, a 2007 All-American and nine-year NBA veteran who currently plays for the Indiana Pacers.



**LOU DENEEN**  
Strength and Conditioning

Is in his sixth season with the Crimson Tide ... boasts over 30 years of experience that he brings to the Capstone ... has trained 25 players who have either played or are currently playing in the NBA, including Joe Smith, who was the 1995 NBA Draft No. 1 overall pick ... has worked with and trained many professional athletes, including: Alex Rodriguez, Raul Ibanez, Mike Lowell, Shareef Abdur-Rahim, Raja Bell, Jamal Mashburn, Carlos Arroyo and Tony Gonzalez, among many others.



**CLARKE HOLTHER**  
Athletic Trainer

Now in his fourth season as the Crimson Tide's athletic trainer ... came to the Capstone after spending six years at Ole Miss ... helped the Rebels to the 2013 SEC Tournament title, as well as a pair of NCAA Tournament appearances.

**CAREER HISTORY AND RESULTS**

**UNIVERSITY OF ALABAMA, HEAD COACH, 2015-PRESENT**

Year	Record	Pct.	SEC Record	Pct.	Postseason/Honors
2015-16	18-15	.545	8-10	.444	NIT First Round
2016-17	19-15	.559	10-8	.556	NIT First Round
2017-18	20-16	.556	8-10	.444	NCAA Second Round
<b>Total (3)</b>	<b>57-46</b>	<b>.553</b>	<b>26-28</b>	<b>.481</b>	

**DALLAS MAVERICKS HEAD COACH, 2005-08**

Year	Record	Pct.	Western Conference Finish	Postseason/Honors
2004-05	16-2	.889	2nd in Southwest	NBA Playoffs (2nd Round) NBA Coach of the Month (April) NBA Finals
2005-06	60-22	.732	2nd in Southwest	NBA Coach of the Year Western Conference All-Star Game Coach 2x NBA Coach of the Month (November & January)
2006-07	67-15	.817	1st in Southwest	NBA Playoffs (1st Round)
2007-08	51-31	.622	4th in Southwest	NBA Playoffs (1st Round)
<b>Total (4)</b>	<b>194-70</b>	<b>.735</b>		

**BROOKLYN/NEW JERSEY HEAD COACH, 2010-12**

Year	Record	Pct.	Eastern Conference Finish	Postseason/Honors
2010-11	24-58	.293	4th in Atlantic	
2011-12	22-44	.333	5th in Atlantic	
2012-13	14-14	.500	--	
<b>Total (3)</b>	<b>60-116</b>	<b>.341</b>		
<b>NBA Career (7)</b>	<b>254-186</b>	<b>.577</b>		<b>2006 NBA Coach of the Year</b>
<b>Overall Career (10)</b>	<b>311-232</b>	<b>.573</b>		<b>1999 NBA Champion (San Antonio Spurs)</b> <b>3X NBA Coach of the Month</b> <b>2015 Louisiana Sports Hall of Fame</b> <b>2009 San Antonio Hall of Fame</b> <b>San Antonio Retired Johnson's Number 6 on 12/22/07</b> <b>San Antonio Spurs all-time assist leader (4,474)</b>

Avery Johnson was introduced as Alabama's 20th head men's basketball coach on April 7, 2015. Johnson, who led the San Antonio Spurs to the 1999 NBA title as a player and was named the 2006 NBA Coach of the Year, came to the Capstone after a successful career in the NBA.

Johnson has turned many heads in the college basketball world during his three seasons at Alabama, as it didn't take long for fans and student-athletes alike to heed his motto "Buckle Up" in reference to the excitement he expects his tenure will offer.

And so far, that has come to fruition.

In three seasons at the Capstone, Johnson has guided the Crimson Tide to three consecutive postseason appearances – the first Alabama coach to achieve that feat in each of his first three seasons in nearly a quarter of a century (David Hobbs from 1993-95). Since his arrival in 2015, Johnson owns a record of 57-46 (.553) and is coming off the Tide's first NCAA Tournament appearance in six years.

During the 2017-18 campaign, Johnson continued to lead the program back to national prominence as the Crimson Tide reached the NCAA Tournament for the first time since 2012. Alabama didn't just get to the tournament, but reached the second round with an 86-83 victory over Virginia Tech which was the program's first NCAA Tournament game since 2006. Moreover, Alabama finished the season with 20 victories (20-16), which was the first time since 2013 that UA reached the 20-win plateau.

Additionally, Alabama reached the SEC Tournament semifinals for a second consecutive season in 2018, which marked the first time since 1994 and 1995 that a Crimson Tide team achieved that feat. Johnson boasts a record of 5-3 in SEC Tournament action, including three straight seasons reaching at least the quarterfinals.

Off the court, fans responded to the excitement surrounding the men's basketball program. For the second time in Johnson's three seasons at the helm of the program, a new record was set for overall (227,640) and per game average (13,391) home attendance. The overall attendance mark bettered the record of 203,109 from the 2016-17 season, while the per game average eclipsed the 13,110 set in Johnson's first season (2015-16).

## 2018-19 PRESEASON TEAM NOTES

**ALABAMA BEGINS 106TH SEASON OF BASKETBALL**

- Alabama will begin its 105th season of basketball in 2018-19. The Tide's first season of hoops came in 1912-13. There was no season in 1943-44 due to World War II.
- The Tide has an all-time record of 1,657-1,030-1 (.617), which includes a 783-606 (.559) record in SEC play. The program's first year of play was 1912-13.
- Alabama ranks second in the SEC in league victories and all-time winning percentage.
- UA has made 35 NCAA (20) or NIT (15) appearances and has won seven SEC regular-season titles and six SEC Tournament championships.

**A GLANCE OF WHAT'S RETURNING**

- In addition to returning four starters and 10 letterwinners from last season's 20-16 team that reached the NCAA Tournament, the Crimson Tide will return approximately 69 percent of its total scoring output, 80 percent of its rebounding and 64 percent of its assist totals from a year ago.
- Below is a breakdown in terms of percentage of the returning numbers from last season's team:

Category	Amount Returning	Percentage
Games Played	302 of 363	83.2
Games Started	131 of 180	72.8
Minutes Played	5,534 of 7,177	77.1
Points	1,790 of 2,604	68.7
Rebounds	1,031 of 1,293	79.7
Assists	291 of 458	63.5
Steals	173 of 228	75.9
Blocks	178 of 192	92.7
Field Goals Made	649 of 910	71.3
Three-Point FG Made	169 of 229	73.8
Free Throws Made	323 of 555	58.2

**MEET THE NEWCOMERS**

- Along with the returning letterwinners, Alabama welcomes three freshmen and a transfer to this year's team.
- The four newest members of the Alabama men's basketball program include freshmen Javian Davis-Fleming, Kira Lewis and Diante Wood, along with junior Tevin Mack, who sat out the 2017-18 campaign per NCAA transfer rules after coming to Alabama from Texas following the 2016-17 season. Below is a bio on each of the newcomers.

**JAVIAN DAVIS-FLEMING | F | 6-9 | 230 | Canton, Miss. | Canton HS**

Listed as a four-star by ESPN and a three-star by 247Sports.com ... a four-year letterwinner at Clanton High School under head coach Russell Evans ... ranked the No. 3 prospect in Mississippi according to 247Sports.com ... the No. 2 player in his state and No. 17 center in the nation according to ESPN ... named first team all-state by USA Today following his senior season in 2018 after he averaged 17 points, 12 rebounds and two blocks per game ... named second team all-state by the Clarion Ledger ... led Canton to the 5A state semifinals ... averaged 16.2 points, 10.0 rebounds and 2.7 blocks as a junior ... averaged 14.9 points, 9.7 rebounds and 2.0 blocks as a sophomore ... named to the Clarion Ledger's Dandy Dozen in 2017 ... named to the 2017 Mississippi North/South All-Star team where he was named the Most Valuable Defensive Player with 18 points, 14 rebounds and three blocks ... played for Team Thad on the AAU circuit ... selected to attend the NBPA Top-100 camp in the summer of 2017 ... chose Alabama over Auburn, Cincinnati, Georgetown, Iowa State and Texas A&M, among others.

**KIRA LEWIS JR. | G | 6-3 | 165 | Meridianville, Ala. | Hazel Green HS**

Considered one of the top prep players in the country ... reclassified to 2018-19 after graduating early from Hazel Green High School ... enrolled in classes at The University of Alabama for the fall, which made him eligible to suit up for the Crimson Tide immediately ... a five-star prospect who is ranked as the No. 5 point guard and the No. 26 overall player by 247Sports ... named the Alabama 6A Player of the Year and the Huntsville Regional Player of the Year in 2018 ... also named to the Alabama Sports Writers Association Super 5 team and was a finalist for the Mr. Basketball award in 2018 ... finished his senior season averaging 28.5 points, 5.9 rebounds, 4.5 assists and 3.9 steals to lead the Trojans to the state semifinals this past season ... took part in the USA Under-18 national team tryouts in June and was a participant in the adidas All-American camp in July ... joined teammates Herbert Jones and John Petty in Los Angeles for the Nike Skills Academy, making the Crimson Tide the only team in the nation to have three players represented at the prestigious event ... chose Alabama over the likes of Indiana, Kansas, Baylor, Providence and Auburn, among others.

**TEVIN MACK | F | 6-6 | 223 | Columbia, S.C. | Texas****At Texas (2015-17)**

Played in 48 games making 10 starts in his two seasons at Texas ... finished with double-digit points 16 times including three games of 20 or more points ... reached double-figures in points in 11 of his final 15 games with the Longhorns ... led the team in 2016-17 in scoring average (14.8 ppg) and three-point percentage (.391) despite playing just 15 games ... shot .459 from the floor and led the team in minutes through the first 15 games (31.3) ... set career highs in scoring (27 points), field goals made and attempted (10-of-17) and minutes played (39) against Oklahoma State (1/4), while tying his season-high makes with four three-pointers ... recorded first double-double with 20 points and a career-best 12 rebounds against Arkansas (12/17) ... scored 18 points to lead the team against Northwestern (11/21) ... had a team-high 19 points against UT Arlington (11/29) ... playing against the Tide (12/2), where he scored 11 points, all in the second half, grabbed seven rebounds, and recorded two assists and one steal in what was his first collegiate start ... scored a game-high 18 points at Michigan (12/6) ... led the team with 18 points, including 16 in the second half against Long Beach State (12/10) ... finished with 18 points in 21 minutes against UAB (12/21) ... scored 15 points at Iowa State (1/7) to go along with six rebounds ... played in all 33 contests as a freshman in 2015-16 averaging 5.1 points per game ... scored first points against Washington (11/14) where he finished with seven and added four rebounds ... had two assists and a block against Texas A&M (11/25) ... assisted twice against the Huskies (11/26) ... finished with 17 points against UT-San Antonio (12/8) ... led all scorers with a season-high 20 points against Connecticut (12/29) to go along with a season-best six rebounds ... scored 14 against Iowa State (1/12) and added two assists ... tied for the team lead with 18 points at Iowa State (2/13) ... scored 10 points against West Virginia (2/16).

**High School**

Played at Dreher High School under head coach Jeff DiBattisto ... was ranked the No. 48 overall prospect in the nation by ESPN, No. 51 by 247Sports and No. 61 by Rivals.com ... a two-time South Carolina 3A Player of the Year as a junior (2014) and senior (2015) ... averaged nearly 30 points and nine rebounds per game his senior season ... led his team to an 18-7 record and the third round of the state playoffs for the second straight year ... averaged 23 points and seven rebounds as a junior while shooting 38 percent from three-point range.

**DIANTE WOOD | G | 6-4 | 175 | Anniston, Ala. | Sacred Heart Catholic HS**

A four-year letterwinner under head coach Rapheal Graves ... rated by ESPN as a four-star recruit, the top-ranked prospect in the state of Alabama and the 22nd-best shooting guard in the nation ... 247Sports.com ranked him as the No. 39 shooting guard in the country ... won four consecutive 1A state

## 2018-19 PRESEASON TEAM NOTES

titles in high school as his team became just the fifth program in AHSAA history to accomplish the feat ... named the 1A Player of the Year and tabbed a first team all-state honoree in 2016, 2017 and 2018 ... runner-up for the Mr. Basketball award in the state of Alabama in 2018 ... averaged 23.2 points, 12.4 rebounds and 3.0 assists per game as a senior, helping team to its fourth straight state championship ... scored 27 points while finishing with six rebounds, five steals, four assists and four blocks in the 2017 state title game where he won MVP honors ... averaged 18.6 points, 9.2 rebounds and 3.5 assists as a junior ... chose Alabama over Auburn, Iowa State, Wichita State and Georgia, among others.

## SCOUTING ALABAMA

- Alabama steps into the 2018-19 campaign returning four starters and 10 letterwinners from last season's 20-16 team that reached the second round of the NCAA Tournament. Head coach Avery Johnson's returning letterwinners started 73 percent of last year's games and accounted for 69 percent of the total scoring, 80 percent of the total rebounds, 93 percent of the total blocks, 77 percent of the total minutes played, 76 percent of the total steals, 64 percent of the total assists, 74 percent of its made threes and 71 percent of the total made field goals.
- Alabama finished the 2017-18 campaign with a 20-16 overall record and an 8-10 in Southeastern Conference play, which tied for ninth overall. It was the first time since the 2012-13 campaign that the Tide reached the 20-win plateau.
- The Tide reached the NCAA Tournament with an at-large bid, earning the No. 9 seed in the East Region. It was the first tournament appearance for the Tide since 2012.
- With an 86-83 victory over Virginia Tech in the opening round of the NCAA Tournament, Alabama claimed its first tournament victory since 2006. The Tide would fall in the second round to eventual national champion Villanova.
- Alabama reached the semifinals of the 2018 Southeastern Conference Tournament for a second consecutive season, defeating No. 8 seed Texas A&M, 71-70, and No. 1 seed and 16th-ranked Auburn, 81-63. The Tide would go on to lose to eventual SEC tournament champions Kentucky in the semifinals.
- Each of the Tide's last two losses came to teams who won a tournament title in Villanova and Kentucky. In fact, Alabama finished the season with seven losses over its last 10 games, but of those seven losses, five came against teams that finished ranked in the top 25, while all seven were to teams that not only made the NCAA Tournament, but earned a higher seed than the Crimson Tide in the event.
- Three players averaged double-figure scoring for the Tide, led by freshman Collin Sexton's 19.2 ppg. That number not only topped the team, but ranked second in the SEC and 64th in the nation. Sexton also led the team in assists (3.6 apg) and field goals made (196) and attempted (438). Moreover, his 196 made free throws not only ranked second in the SEC, but set a school record.
- Junior Donta Hall led the Tide in field goal percentage (.726, 151-of-208), which would lead the country but he was just shy of meeting the minimum requirement of 5.0 or more field goals made per game (Hall finished the year with 4.44 makes per game). Hall also topped the team in dunks with (75), which led the SEC, along with 6.6 rebounds and 2.0 blocks per game. He ranked second on the team with 10.6 points per game.
- Freshman John Petty was third on the team with 10.2 ppg. He set a freshman school record with 90 threes made and 242 threes attempted, which rank third and second in the program record books, respectively. His 2.5 threes made per game ranks sixth-best in the SEC. Sophomore guard Dazon Ingram finished the year averaging 9.7 ppg, and was second on the team in rebounding (5.7 rpg) and assists (2.3 apg) a game.

- The Tide averaged 72.3 points per game and outscored the opposition by 1.7 points per contest (72.3-70.6). As a team, Alabama connected on 46.1 percent from the field and 32.6 percent from beyond the arc.
- The Alabama defense allowed opponents to shoot 41.6 percent from the field and 32.8 percent from deep. The Tide averaged 6.3 steals and 5.3 blocks a contest.
- In league games, Alabama ranked as one of the top defensive teams in the conference. During SEC play, Alabama led the league in blocks per game (5.4), ranked second in field goal percentage defense (.403) and three-point field goal percentage defense (.305), while finishing third in steals (6.4) and fourth in scoring defense (68.1).

## ALABAMA RETURNED TO NCAA TOURNAMENT

- Alabama made its first tournament appearance since 2012 and just the second since 2006. With its opening round win over Virginia Tech, the Tide secured its first victory in the big dance since 2006.
- Alabama, which earned the No. 9 seed, defeated the eighth-seeded Hokies, 86-83 in the opening round at PPG Paints Arena in Pittsburgh, Pa. Freshman Collin Sexton poured in a game-high 25 points to go along with six assists, while fellow freshman John Petty was red-hot from beyond the arc, going 6-of-8 from three-point range and finishing with 20 points off the bench. Junior Donta Hall finished with 10 points on a perfect 5-of-5 shooting from the floor and sophomore Dazon Ingram had nine points, seven rebounds and four assists in the win.
- The neck-and-neck second-round battle saw 10 ties and 10 lead changes throughout, but the Crimson Tide's three-straight field goals and free-throw shooting down the stretch allowed UA to hang on for the win.
- The Tide advanced to the round of 32 where it fell to eventual NCAA national champions Villanova, 81-58, to end the 2017-18 season.
- UA trailed 32-27 at halftime, but the Wildcats converted eight consecutive three-pointers to begin the second half and finished hitting 17 threes for the contest to run away with the win.
- Last year, Alabama made its 20th NCAA appearance in 2018 and now owns an all-time record of 19-20 (.487).
- It marked the third consecutive postseason appearance under head coach Avery Johnson. The Tide reached the NIT in each of Johnson's first two seasons.
- Alabama has made 35 postseason appearances in program history, including 20 NCAA and 15 NIT showings.
- This was the first NCAA appearance for every player on the Crimson Tide roster.

## FRESHMAN FINISHES WITH ONE OF THE TOP ROOKIE SEASONS IN PROGRAM HISTORY

- Freshman guard Collin Sexton had one of the most memorable freshman seasons in recent memory, which was capped when he became just the second UA freshman to declare for the NBA Draft in program history, doing so on April 6, 2018. Former Crimson Tide standout Gerald Wallace made the jump after his rookie season in 2001 and was drafted with the 24th overall pick in the first round.
- Sexton had a plethora of honors and accolades following the year, including becoming the 19th different player in program history, and first since 2008 (Richard Hendrix), to earn All-America accolades. Additionally, he was named to the NABC and USBWA All-District teams, selected as the Associated Press Newcomer of the Year and AP First Team All-SEC honoree, while the league's coaches voted him as the SEC Freshman of the Year and to the All-Freshman squad and All-SEC second team.
- During the 2017-18 season, Sexton scored a total of 632 points on the year, which not only ranked as the third-most in program history, but set the freshman single-season scoring record. The Mableton, Ga., native

## 2018-19 PRESEASON TEAM NOTES

finished the year ranked second in the Southeastern Conference with 19.2 points per game, while adding 3.8 rebounds and a team-leading 3.6 assists per contest. He topped Alabama in field goals made (196) and attempted (438) and free throws made (196) and attempted (252). In addition to his freshman scoring record, Sexton set a new school record for free throws made in a season and ranked fourth in program history in free throws attempted.

- A projected NBA lottery pick, Sexton finished the season with 29 double-digit scoring games, 16 games of scoring 20 or more and three games of 30 or more points. On Nov. 25 against then-No. 14 Minnesota, Sexton set an Alabama freshman record when he scored 40 points, including 31 in the second half. He became the first Crimson Tide player to score 40 points in a game since Reggie King had 43 on March, 12, 1979 against Virginia. He also became the first Alabama freshman in the modern era to record three straight games of more than 20 points in his first three contests.
- In the classroom, Sexton, a business major, earned a perfect 4.0 grade point average during the fall semester, placing him on the President's List.

## HALL TABBED TO SEC ALL-DEFENSIVE TEAM

- In addition to Sexton's honors, junior Donta Hall earned conference recognition as the Luverne, Ala., native was named to the league's All-Defensive team.
- Hall was a force down low for the Tide throughout the season. In 32 contests, Hall averaged 10.6 ppg, while he led the team and finished fifth in the SEC and 12th nationally with 2.0 blocks per game. That number ranked eighth-best in UA lore, while his 68 total blocks was 10th-most in the record books.

## ALABAMA RANKED AMONG NATIONAL AND CONFERENCE LEADERS

- Alabama ranked among the nation's leaders in several team and individual categories throughout the season. The Tide ranked among the top 40 teams in total blocked shots (11th, 193) and blocked shots per game (12th, 5.3), as well as total free throws attempted (11th, 828) and made (34th, 555). Additionally, UA was 51st in field goal percentage defense (.420), 59th in total rebounds (1,293), 62nd in three-point field goal percentage defense (.333) and 90th in total steals (228).
- From a conference perspective, the Tide ranked among the top five teams in several categories, including second in blocks per game, third in free throws attempted, fourth in free throws made and fifth in total rebounds and total steals.
- Individually, Donta Hall ranked 42nd in the nation and fifth in the SEC in blocked shots per game (2.0), while Collin Sexton was 64th in the nation and second in the league in scoring (19.2 ppg). Sexton also ranked second in the SEC free throws made (196) and attempted (252), with his attempts at the charity stripe ranking seventh nationally and his makes coming in at 14th in the country. John Petty was along among the top-100 in the nation in three-pointers made, with his 90 makes from deep ranking 78th nationally and third in the league.

## TOPPLING THE TOP 25

- Alabama head coach Avery Johnson has led his teams to success when playing against teams ranked in the Associated Press Top 25 during his three seasons at the Capstone.
- In 21 total games played against teams ranked in the AP Top 25 (including NCAA Tournament contests), Johnson has led the Tide to a record of 11-10. That's a huge improvement, especially considering prior his arrival, Alabama had lost 21 consecutive games to nationally-ranked opponents.
- This season alone, the Crimson Tide boasted a record of 6-3 against Top-25 teams. Alabama toppled then-No. 5 Texas A&M (79-57 on Dec. 30),

then-No. 17 Auburn (76-71 on Jan. 17), then-No. 12 Oklahoma (80-73 on Jan. 27) and then-No. 23 Florida (68-50 on Feb. 3), then-No. 15 Tennessee (78-50 on Feb. 10) and No. 16 Auburn (81-63 on March 9).

- The six wins over ranked opponents in a single season is a program record, topping the four victories over ranked foes which was set in four different seasons (1981-82, 1986-87, 2001-02 and 2015-16).
- That number is not only a school record, but also ranked among the nation's leaders during the regular season. Only six other teams equaled the Crimson Tide's success over Top-25 teams in 2017-18.

Ranked Wins	School	Home	Road	Neutral
6	Alabama	4	1	1
6	Duke	2	2	2
6	Florida	2	2	2
6	Oklahoma	3	2	1
6	Oklahoma State	3	2	1
6	Texas Tech	4	1	1
6	Kansas	2	2	2
5	Arkansas	4	0	1
5	NC State	4	1	1
5	Texas	4	1	0

## IT'S ALL ABOUT THE D

- Alabama finished SEC play ranked as one of the league's best defensive team during the 18-game conference season.
- After 18 conference games, the Crimson Tide ranked at or near the top in every defensive category. In fact, Alabama was the only team in the league to rank in the top four in the five major defensive categories, all of which are listed below:

Category	Average	Rank
Blocks Per Game	5.4	1st
Field Goal Percentage Defense	.403	2nd
3-Point Field Goal Percentage Defense	.305	2nd
Steals Per Game	6.4	3rd
Scoring Defense	68.1	4th

## GETTING IT DONE IN THE CLASSROOM

- The Alabama men's basketball team had an outstanding fall 2017 semester in the classroom, highlighted by senior Riley Norris who graduated this past December with an undergraduate degree in marketing. In addition, Avery Johnson Jr. graduated with his undergraduate degree in May.
- As a team, the Crimson Tide boasted a team grade point average of 3.016.
- Freshmen Collin Sexton, Herbert Jones and Tyler Barnes each finished with a perfect 4.0 GPA, earning a spot on the President's List.
- A total of seven Alabama student-athletes finished the semester with a 3.0 GPA or better. In addition to the three who earned a 4.0 in the fall, freshman Alex Reese (3.86), sophomore Landon Fuller (3.25), Norris (3.23) and junior Avery Johnson Jr. (3.08) all achieved the milestone.



**Donta Hall**

**SENIOR**

Forward • 6-9 • 232 • Luverne, Ala.  
Luverne HS

**CAREER HIGHS**

Points	20	2x, last vs. LSU (2/13/18)
Rebounds	14	Rhode Island (12/6/17)
Assists	3	2x, last vs. Lipscomb (11/14/17)
Steals	3	2x, last at Mississippi State (2/6/18)
Blocks	8	vs. Oklahoma (1/27/18)
Minutes	39	at South Carolina (2/7/17)
Field Goals	9	UCF (12/3/17)
FG Att.	10	2x, last vs. LSU (2/13/18)
3-Point FG		
3-Point Att.		
Free Throws	7	Rhode Island (12/6/17)
FT Att.	10	Rhode Island (12/6/17)

**2017-18 SEASON HIGHS**

Points	20	2x, last vs. LSU (2/13/18)
Rebounds	14	Rhode Island (12/6/17)
Assists	3	2x, last vs. Lipscomb (11/14/17)
Steals	3	at Mississippi State (2/6/18)
Blocks	8	vs. Oklahoma (1/27/18)
Minutes	32	at Arizona (12/9/17)
Field Goals	9	UCF (12/3/17)
FG Att.	10	2x, last vs. LSU (2/13/18)
3-Point FG		
3-Point Att.		
Free Throws	7	Rhode Island (12/6/17)
FT Att.	10	Rhode Island (12/6/17)

**MISCELLANEOUS STATS**

CATEGORY	2017-18	CAREER
Double-digit scoring	19	26
20+ point games	2	2
Double-digit rebounding	5	8
Double-doubles	5	5
Led UA in scoring	6	8
Led UA in rebounding	14	30
Led UA in three-pointers		
Led UA in assists		1
Led UA in steals	6	18
Led UA in blocks	20	55
5+ assist games		
3+ three-pointers		
3+ steal games	1	2
3+ block games	12	25

**2017-18 (JUNIOR SEASON)**

- SEC All-Defensive team
- Set a school record for a season by shooting 72.6 percent (151-of-208) from the floor for the year, while his 75 dunks led the SEC
- Averaged 2.0 blocks per game, which ranked ninth in program history for a single season, while his 68 total blocks was 10th-best in UA lore
- Also led the team in blocks and rebounds per game (6/6)
- Finished fifth in the SEC and 42nd in the nation in blocks, was ninth in the league in rebounds and 10th in offensive rebounds per game (2/2)
- Connected on 9-of-9 shots to finish with a career-high 20 points vs. UCF (12/3)
- Went 8-of-10 from the field to tie his career high of 20 points, while leading the team in rebounds (8), blocks (2) and steals (2) vs. LSU (2/13)
- Recorded the first double-double of his career with 11 points and 11 rebounds to go along with tying his former career-high of five blocks and a career-best three assists in the season opener against Memphis (11/10)
- Registered his second double-double of his career with 13 points and 14 rebounds to go along with three blocks and two assists in the win against URI (12/6)
- Dropped 15 points and pulled down 12 rebounds to record his second consecutive double-double while adding two steals and one block at Arizona (12/9)
- Recorded his fourth double-double of his career with a perfect 7-of-7 performance from the field to total 14 points, while pulling down 11 rebounds at then-No. 23 Florida (2/3)
- Went 8-of-10 from the floor to total a team-high 17 points, while totaling 11 rebounds, three blocks, two steal and an assist to record his fifth career double-double against then-No. 15 Tennessee (2/10)
- Blocked a career high of eight shots while adding nine points, seven rebounds, two assists and a steal against then-No. 12 Oklahoma (1/27)
- Finished with 15 points to go along with seven rebounds and four blocks against Louisiana Tech (11/29)
- Went 6-for-8 from the field to score 14 points, while grabbing nine rebounds in 27 minutes against BYU (11/24)
- Totaled eight points, seven rebounds and one block in 15 minutes against then-No. 14 Minnesota (11/25)
- Went 7-of-8 from the field to total 17 points, to go along with six rebounds, one assist and two blocks vs. then-No. 5 Texas A&M (12/30)
- Was perfect from the floor, shooting 6-of-6 to total 14 points, while collecting six rebounds, two blocks and one steal vs. Vanderbilt (1/2)
- Went 6-of-7 from the field to score 13 points, while totaling a team-high seven rebounds and three blocks against South Carolina (1/9)
- Shot 6-of-7 from the floor to lead the team with 14 points, while adding seven rebounds against Ole Miss (1/23)
- Went 7-of-8 from the field to total 16 points while adding six rebounds and two blocks at Kentucky (2/17)
- Scored 12 points to go along with six rebounds, one assist and a block at Texas A&M (3/3)
- Recorded 11 points, five rebounds, one assist and one steal in win over the Aggies in the SEC tournament (3/8)
- Added 11 points and six boards before exiting the SEC tournament quarterfinal matchup against Auburn after taking a hard fall in the second half (3/9)
- Chipped in 10 points, three rebounds and a steal in UA's NCAA tournament matchup against Virginia Tech (3/15)
- Shot 4-of-6 from the floor to total 9 points while collecting six rebounds and four blocks vs. Mercer (12/19)
- Named team's Most Outstanding Defensive Player and Most Improved Player



**HALL'S 2017-18 GAME-BY-GAME STATS**

Opponent	Date	GS	Min	FG	FGA	Pct	3FG	FGA	Pct	FT	FTA	Pct	Off	Def	Tot	Avg	PF	A	TO	Blk	Stl	Pts	Avg
vs. Memphis	11/10	*	30	5	6	.833	0	0	0.000	0	1	3.333	4	7	11	11.0	4	3	4	5	0	11	11.0
LIPSCOMB	11/14	*	20	5	7	.714	0	0	0.000	0	1	1.000	2	3	5	8.0	3	3	1	3	1	10	10.5
ALABAMA A&M	11/17	*	17	4	5	.800	0	0	0.000	0	1	1.000	1	5	6	7.3	0	0	0	2	0	8	9.7
UT ARLINGTON	11/21	*	22	4	4	1.000	0	0	0.000	0	0	0.000	1	4	5	6.8	2	0	2	2	0	8	9.3
vs. BYU	11/24	*	27	6	8	.750	0	0	0.000	2	2	1.000	2	7	9	7.3	3	0	0	1	0	14	9.9
vs. Minnesota	11/25	*	15	3	8	.375	0	0	0.000	2	2	1.000	2	5	7	7.2	1	0	0	1	0	8	9.8
LOUISIANA TECH	11/29	*	23	6	7	.857	0	0	0.000	3	3	1.000	1	6	7	7.1	2	0	0	4	0	15	10.6
UCF	12/3	*	27	9	9	1.000	0	0	0.000	2	3	.667	1	3	4	6.8	0	1	1	4	1	20	11.8
RHODE ISLAND	12/6	*	29	3	6	.500	0	0	0.000	7	10	.700	4	10	14	7.6	2	2	5	3	0	13	11.9
at Arizona	12/9	*	32	6	8	.750	0	0	0.000	3	4	.750	5	7	12	8.0	1	0	3	1	2	15	12.2
vs. Mercer	12/19	*	31	4	6	.667	0	0	0.000	1	2	.500	2	4	6	7.8	2	0	0	4	0	9	11.9
TEXAS	12/22	*	14	1	3	.333	0	0	0.000	0	2	.000	3	1	4	7.5	3	0	2	2	2	2	11.1
TEXAS A&M*	12/30	*	28	7	8	.875	0	0	0.000	3	3	1.000	2	4	6	7.4	3	1	2	2	0	17	11.5
at Vanderbilt*	1/2	*	27	6	6	1.000	0	0	0.000	2	3	.667	1	5	6	7.3	3	0	2	2	1	14	11.7
at Georgia*	1/6	*	16	3	6	.500	0	0	0.000	1	1	1.000	2	4	6	7.2	1	0	0	0	1	7	11.4
SOUTH CAROLINA*	1/9	*	27	6	7	.857	0	0	0.000	1	3	.333	3	4	7	7.2	0	0	2	3	0	13	11.5
at LSU*	1/13								DNP-INJURED														
AUBURN*	1/17		15	1	1	1.000	0	0	0.000	0	0	.000	1	4	5	7.1	0	0	0	1	1	2	10.9
MISSISSIPPI STATE*	1/20		19	4	8	.500	0	0	0.000	0	2	.000	2	3	5	6.9	1	1	1	1	0	8	10.8
at Ole Miss*	1/23		17	6	7	.857	0	0	0.000	2	4	.500	4	3	7	6.9	1	0	1	0	0	14	10.9
OKLAHOMA	1/27	*	24	4	6	.667	0	0	0.000	1	4	.250	3	4	7	7.0	0	2	2	8	1	9	10.9
MISSOURI*	1/31	*	23	2	5	.4000	0	0	0.000	5	8	.625	1	3	4	6.8	2	0	2	0	1	9	10.8
at Florida*	2/3	*	28	7	7	1.000	0	0	0.000	0	0	.000	4	7	11	7.0	2	0	3	1	1	14	10.9
at Mississippi State*	2/6	*	25	2	3	.667	0	0	0.000	4	6	.667	1	5	6	7.0	2	0	1	3	3	8	10.8
TENNESSEE*	2/10	*	27	8	10	.800	0	0	0.000	1	4	.250	3	8	11	7.1	3	1	0	3	2	17	11.0
LSU*	2/13	*	25	8	10	.8000	0	0	0.000	4	7	.571	2	6	8	7.2	1	0	1	2	2	20	11.4
at Kentucky*	2/17	*	30	7	8	.875	0	0	0.000	2	5	.400	3	3	6	7.1	3	0	0	2	0	16	11.6
at Auburn*	2/21	*	23	3	4	.750	0	0	0.000	1	2	.5000	1	4	5	7.0	3	1	1	4	0	7	11.4
ARKANSAS*	2/24	*	29	2	5	.400	0	0	0.000	0	3	.000	3	5	8	7.1	2	1	1	3	1	4	11.0
FLORIDA*	2/27	*	17	0	2	.000	0	0	0.000	3	6	.500	2	2	4	7.0	2	1	0	0	1	3	10.7
at Texas A&M*	3/3	*	30	5	7	.714	0	0	0.000	2	5	.400	4	2	6	6.9	1	1	2	1	0	12	10.9
vs. Texas A&M	3/8	*	25	4	9	.444	0	0	0.000	3	4	.750	2	3	5	6.9	1	1	1	0	1	11	10.9
vs. Auburn	3/9	*	22	4	5	.800	0	0	0.000	3	3	1.000	1	5	6	6.8	2	0	1	0	0	11	10.9
vs. Kentucky	3/10								DNP-INJURED														
vs. Virginia Tech	3/15	*	25	5	5	1.000	0	0	0.000	0	0	.000	1	2	3	6.7	3	0	0	0	1	10	10.9
vs. Villanova	3/17	*	17	1	2	.500	0	0	0.000	1	2	.500	2	0	2	6.6	0	1	1	0	1	3	10.6

\* indicates Southeastern Conference opponent


**HALL'S CAREER STATS**

YEAR	GP	GS	MIN	AVG	FG	FGA	PCT	3FG	3FGA	PCT	FT	FTA	PCT	OFF	DEF	TOT	AVG	PF	FO	AST	TO	BLK	STL	PTS	AVG
2015-16	33	0	421	12.8	37	61	.607	0	0	.000	19	44	.432	46	96	142	4.3	83	5	7	16	56	15	93	2.8
2016-17	34	20	670	19.7	79	120	.658	0	0	.000	45	75	.600	66	120	186	5.5	85	3	18	31	48	18	203	6.0
2017-18	34	31	806	23.7	151	208	.726	0	0	.000	60	108	.556	76	148	224	6.6	59	0	20	43	68	24	362	10.6
<b>TOTAL</b>	<b>101</b>	<b>51</b>	<b>1897</b>	<b>18.8</b>	<b>267</b>	<b>389</b>	<b>.686</b>	<b>0</b>	<b>0</b>	<b>.000</b>	<b>124</b>	<b>227</b>	<b>.546</b>	<b>188</b>	<b>364</b>	<b>552</b>	<b>5.5</b>	<b>227</b>	<b>8</b>	<b>45</b>	<b>90</b>	<b>172</b>	<b>57</b>	<b>658</b>	<b>6.5</b>

**HALL'S CAREER SEC STATS**

YEAR	GP	GS	MIN	AVG	FG	FGA	PCT	3FG	3FGA	PCT	FT	FTA	PCT	OFF	DEF	TOT	AVG	PF	FO	AST	TO	BLK	STL	PTS	AVG
2015-16	18	0	227	12.6	19	34	.559	0	0	.000	8	21	.381	32	62	94	5.2	53	5	5	8	28	9	46	2.6
2016-17	18	15	372	20.7	38	59	.644	0	0	.000	23	40	.575	38	65	103	5.7	46	2	11	19	23	8	99	5.5
2017-18	17	14	406	23.9	77	104	.740	0	0	.000	31	62	.500	39	72	111	6.5	30	0	7	19	28	14	185	10.9
<b>TOTAL</b>	<b>53</b>	<b>29</b>	<b>1005</b>	<b>19.0</b>	<b>134</b>	<b>197</b>	<b>.680</b>	<b>0</b>	<b>0</b>	<b>.000</b>	<b>62</b>	<b>123</b>	<b>.504</b>	<b>109</b>	<b>199</b>	<b>308</b>	<b>5.8</b>	<b>129</b>	<b>7</b>	<b>23</b>	<b>46</b>	<b>79</b>	<b>31</b>	<b>330</b>	<b>6.2</b>





**1 Riley Norris**

**GRADUATE**

Guard/Forward • 6-7 • 210 • Albertville, Ala.  
Albertville HS

**CAREER HIGHS**

Points	27	South Carolina (1/13/16)
Rebounds	16	at LSU (2/17/16)
Assists	3	at Georgia (3/5/16)
Steals	3	4x, last vs. Auburn (2/4/17)
Blocks	2	vs. Jacksonville State (12/29/15)
Minutes	46	at South Carolina (2/7/17)
Field Goals	9	South Carolina (1/13/16)
FG Att.	16	South Carolina (1/13/16)
3-Point FG	8	South Carolina (1/13/16)
3-Point Att.	11	South Carolina (1/13/16)
Free Throws	8	Louisiana (11/20/15)
FT Att.	10	Louisiana (11/20/15)

**2017-18 SEASON HIGHS**

Points	13	vs. Minnesota (11/25/17)
Rebounds	4	Louisiana Tech (11/29/17)
Assists	1	6x, last at Arizona (12/9/17)
Steals	1	4x, last vs. Mercer (12/19/17)
Blocks		
Minutes	25	vs. Minnesota (11/25/17)
Field Goals	4	vs. Minnesota (11/25/17)
FG Att.	8	vs. Minnesota (11/25/17)
3-Point FG	2	2x, last at Arizona (12/9/17)
3-Point Att.	5	2x, last at Arizona (12/9/17)
Free Throws	3	vs. Minnesota (11/25)
FT Att	4	vs. Minnesota (11/25)

**MISCELLANEOUS STATS**

CATEGORY	2017-18	CAREER
Double-digit scoring	1	33
20+ point games		2
Double-digit rebounding		8
Double-doubles		5
Led UA in scoring		9
Led UA in rebounding		22
Led UA in three-pointers		28
Led UA in assists		7
Led UA in steals		17
Led UA in blocks		6
5+ assist games		
3+ three-pointers		14
3+ steal games		4
3+ block games		

**2017-18 (SENIOR SEASON)**

- Missed the final 24 games of the 2017-18 season with hip injury, with his last contest coming in the Vulcan Classic vs. Texas (12/22)
- Also missed the first three games of the year with a groin injury
- Received medical redshirt which granted him a fifth year of eligibility
- Made his season debut against UT Arlington (11/21), finishing with five points and three rebounds in 15 minutes off the bench
- Shot 4-of-8 from the floor to total 13 points to go along with two rebounds and one steal against then-No. 14 Minnesota (11/25)
- Scored four points and grabbed four rebounds in the win over Louisiana Tech (11/26)
- Made his first start of the season, totaling four points and three rebounds vs. UCF (12/3)
- Scored six points and pulled down two rebounds while dishing out one assist at Arizona (12/9)
- Totaled five points, three rebounds and one steal against Mercer (12/19)
- One of seven players to receive the team's Academic Achievement Award



**NORRIS' 2017-18 GAME-BY-GAME STATS**

Opponent	Date	GS	Min	FG	FGA	Pct	3FG	FGA	Pct	FT	FTA	Pct	Off	Def	Tot	Avg	PF	A	TO	Blk	Stl	Pts	Avg
vs. Memphis	11/10																						
LIPSCOMB	11/14																						
ALABAMA A&M	11/17																						
UT ARLINGTON	11/21	15		2	4	.500	1	2	.500	0	0	.000	1	2	3	3.0	0	1	0	0	1	5	5.0
vs. BYU	11/24	15		2	5	.400	0	2	.000	0	0	.000	1	2	3	3.0	2	1	1	0	1	4	4.5
vs. Minnesota	11/25	25		4	8	.500	2	5	.400	3	4	.750	0	2	2	2.7	4	0	0	0	1	13	7.3
LOUISIANA TECH	11/29	24		2	3	.667	0	1	.000	0	1	.000	2	2	4	3.0	2	1	0	0	0	4	6.5
UCF	12/3	*	21	1	4	.250	1	1	1.000	1	2	.500	0	3	3	3.0	2	1	2	0	0	4	6.0
RHODE ISLAND	12/6	*	21	1	4	.250	0	3	.000	0	0	.000	0	2	2	2.8	2	1	1	0	0	2	5.3
at Arizona	12/9	*	24	2	6	.333	2	5	.400	0	0	.000	1	1	2	2.7	3	1	0	0	0	6	5.4
vs. Mercer	12/19		12	2	3	.667	0	1	.000	1	1	1.000	1	2	3	2.8	3	0	1	0	1	5	5.4
TEXAS	12/22		9	0	0	.000	0	0	.000	0	0	.000	0	0	0	2.4	1	0	0	0	0	0	4.8
TEXAS A&M*	12/30																						
at Vanderbilt*	1/2																						
at Georgia*	1/6																						
SOUTH CAROLINA*	1/9																						
at LSU*	1/13																						
AUBURN*	1/17																						
MISSISSIPPI STATE*	1/20																						
at Ole Miss*	1/23																						
OKLAHOMA	1/27																						
MISSOURI*	1/31																						
at Florida*	2/3																						
at Mississippi State*	2/6																						
TENNESSEE*	2/10																						
LSU*	2/13																						
at Kentucky*	2/17																						
at Auburn*	2/21																						
ARKANSAS*	2/24																						
FLORIDA*	2/27																						
at Texas A&M*	3/3																						
vs. Texas A&M	3/8																						
vs. Auburn	3/9																						
vs. Kentucky	3/10																						
vs. Virginia Tech	3/15																						
vs. Villanova	3/17																						


\* indicates Southeastern Conference opponent

**NORRIS' CAREER STATS**

YEAR	GP	GS	MIN	AVG	FG	FGA	PCT	3FG	3FGA	PCT	FT	FTA	PCT	OFF	DEF	TOT	AVG	PF	FO	AST	TO	BLK	STL	PTS	AVG
2014-15	34	8	712	20.9	55	145	.379	25	74	.338	26	43	.605	40	102	142	4.2	79	1	22	31	7	21	161	4.7
2015-16	33	19	930	28.2	77	208	.370	45	120	.375	47	72	.653	54	122	176	5.3	64	0	23	39	8	26	246	7.5
2016-17	34	27	927	27.3	105	258	.407	47	141	.333	48	65	.738	41	88	129	3.8	76	1	25	38	4	23	305	9.0
2017-18	9	3	166	18.4	16	37	.432	6	20	.300	5	8	.625	6	16	22	2.4	19	0	6	5	0	4	43	4.8
<b>TOTAL</b>	<b>110</b>	<b>57</b>	<b>2735</b>	<b>24.9</b>	<b>253</b>	<b>648</b>	<b>.390</b>	<b>123</b>	<b>355</b>	<b>.346</b>	<b>126</b>	<b>188</b>	<b>.670</b>	<b>141</b>	<b>328</b>	<b>469</b>	<b>4.3</b>	<b>238</b>	<b>2</b>	<b>76</b>	<b>113</b>	<b>19</b>	<b>74</b>	<b>455</b>	<b>6.9</b>

**NORRIS' CAREER SEC STATS**

YEAR	GP	GS	MIN	AVG	FG	FGA	PCT	3FG	3FGA	PCT	FT	FTA	PCT	OFF	DEF	TOT	AVG	PF	FO	AST	TO	BLK	STL	PTS	AVG
2014-15	18	4	381	21.2	24	75	.320	13	42	.310	14	25	.560	20	52	72	4.0	41	1	11	18	2	8	75	4.2
2015-16	18	16	569	31.6	50	131	.382	30	79	.380	20	32	.625	34	76	110	6.1	38	0	15	25	3	16	150	8.3
2016-17	18	16	534	29.7	61	148	.412	28	81	.346	26	37	.703	14	42	56	3.1	47	1	9	23	1	12	176	9.8
2017-18	0	0	0	0.0	0	0	.000	0	0	.000	0	0	.000	0	0	0	0.0	0	0	0	0	0	0	0	0.0
<b>TOTAL</b>	<b>54</b>	<b>36</b>	<b>1484</b>	<b>27.5</b>	<b>135</b>	<b>354</b>	<b>.381</b>	<b>71</b>	<b>202</b>	<b>.351</b>	<b>60</b>	<b>94</b>	<b>.638</b>	<b>68</b>	<b>170</b>	<b>238</b>	<b>4.4</b>	<b>126</b>	<b>2</b>	<b>35</b>	<b>66</b>	<b>6</b>	<b>36</b>	<b>401</b>	<b>7.4</b>



**3 Alex Reese**

**SOPHOMORE**

Forward • 6-9 • 250 • Pelham, Ala.  
Pelham HS

**CAREER HIGHS**

Points	10	2x, last at Kentucky (2/17/18)
Rebounds	9	2x, last vs. Lipscomb (11/14/17)
Assists	3	vs. Memphis (11/10/17)
Steals	4	vs. Memphis (11/10/17)
Blocks	1	7x, last vs. Villanova (3/17/18)
Minutes	30	vs. Memphis (11/10/17)
Field Goals	4	3x, last at LSU (1/13/18)
FG Att.	9	vs. Memphis (11/10/17)
3-Point FG	2	8x, last vs. Villanova (3/17/18)
3-Point Att.	7	vs. Memphis (11/10/17)
Free Throws	3	vs. Villanova (3/17/18)
FT Att.	4	vs. Villanova (3/17/18)

**2017-18 SEASON HIGHS**

Points	10	2x, last at Kentucky (2/17/18)
Rebounds	9	2x, last vs. Lipscomb (11/14/17)
Assists	3	vs. Memphis (11/10/17)
Steals	4	vs. Memphis (11/10/17)
Blocks	1	7x, last vs. Villanova (3/17/18)
Minutes	30	vs. Memphis (11/10/17)
Field Goals	4	3x, last at LSU (1/13/18)
FG Att.	9	vs. Memphis (11/10/17)
3-Point FG	2	8x, last vs. Villanova (3/17/18)
3-Point Att.	7	vs. Memphis (11/10/17)
Free Throws	3	vs. Villanova (3/17/18)
FT Att.	4	vs. Villanova (3/17/18)

**MISCELLANEOUS STATS**

CATEGORY	2017-18	CAREER
Double-digit scoring	2	2
20+ point games		
Double-digit rebounding		
Double-doubles		
Led UA in scoring		
Led UA in rebounding	3	3
Led UA in three-pointers	3	3
Led UA in assists		
Led UA in steals	4	4
Led UA in blocks		
5+ assist games		
3+ three-pointers		
3+ steal games	1	1
3+ block games		

**2017-18 (FRESHMAN SEASON)**

- Named to SEC First-Year Academic Honor Roll
- Made the first start of his Alabama career in the SEC tournament semifinal vs. Kentucky and finished with five points and four rebounds (3/10)
- Was a crucial factor in the win against Mercer (12/19) scoring a career-high 10 points off the bench at the Rocket City Classic
- Tied his career-high of 10 points in 15 minutes off the bench, while adding four rebounds, one steal and a block at Kentucky (2/17)
- Had season highs in steals (4) and assists (3), while also collecting eight points and nine rebounds in the season opener against Memphis (11/10)
- Grabbed a season-high nine rebounds to go with four points in the home opener against Lipscomb (11/14)
- Provided nine points and eight rebounds in 23 minutes off the bench vs. Alabama A&M (11/17)
- Scored nine points to go along with three rebounds and one steal in 11 minutes off the bench vs. LSU (1/13)
- Scored three points in five minutes off the bench against UCF (12/3)
- Scored seven points while adding three rebounds in the win over then-No. 17 Auburn (1/17)
- Scored eight points to go along with four rebounds and two steals against Ole Miss (1/23)
- Scored four points and pulled in a rebound against then-No. 15 Tennessee (2/10)
- Put up five points and grabbed two rebounds vs. LSU (2/13)
- Totaled six points, five rebounds and an assist at then-No. 12 Auburn (2/21)
- Led the team in rebounds (8) while adding two points and an assist vs. Florida (2/27)
- Scored five points to go along with three rebounds at Texas A&M (3/3)
- Chipped in 9 points to go along with five rebounds, one assists, one block and a steal in 14 minutes off the bench in the Round of 32 vs. No. 1 see Villanova (3/17)
- Provided a spark off the bench in the come-from-behind win over Louisiana Tech (11/29), playing 14 minutes with two points and three rebounds
- Collected three points, two rebounds and one steal in 19 minutes off the bench vs. Texas (12/22)
- One of seven players to receive the team's Academic Achievement Award



**REESE'S 2017-18 GAME-BY-GAME STATS**

Opponent	Date	GS	Min	FG	FGA	Pct	3FG	FGA	Pct	FT	FTA	Pct	Off	Def	Tot	Avg	PF	A	TO	Blk	Stl	Pts	Avg
vs. Memphis	11/10	30	3	9	333	2	7	.286	0	0	.000	3	6	9	9.0	3	3	0	0	4	8	8.0	
LIPSCOMB	11/14	16	2	6	333	0	4	.000	0	0	.000	2	7	9	9.0	1	0	0	1	0	4	6.0	
ALABAMA A&M	11/17	23	4	6	667	1	2	.500	0	0	.000	2	6	8	8.7	0	1	5	1	0	9	7.0	
UT ARLINGTON	11/21	3	0	1	1000	0	1	.000	0	0	.000	0	0	0	0.0	6.5	0	0	0	0	0	5.3	
vs. BYU	11/24	4	0	0	000	0	0	.000	0	0	.000	0	2	2	5.5	0	0	0	0	0	0	4.4	
vs. Minnesota	11/25	3	0	1	1000	0	1	.000	0	0	.000	0	0	0	0.0	4.7	0	0	0	0	0	3.5	
LOUISIANA TECH	11/29	14	1	1	1000	0	0	.000	0	1	1000	2	1	3	4.4	2	0	2	0	1	2	3.3	
UCF	12/3	5	1	2	500	0	1	.000	1	1	1000	0	1	1	4.0	0	0	1	0	0	3	3.3	
RHODE ISLAND	12/6																						
at Arizona	12/9																						
vs. Mercer	12/19	18	4	6	667	2	4	.500	0	0	.000	2	0	2	3.8	2	0	0	1	0	10	4.0	
TEXAS	12/22	19	1	5	200	1	3	.333	0	0	.000	1	1	2	3.6	2	0	0	0	1	3	3.9	
TEXAS A&M*	12/30	3	0	0	000	0	0	.000	0	0	.000	0	1	1	3.4	1	0	0	0	0	0	3.5	
at Vanderbilt*	1/2																						
at Georgia*	1/6	8	0	1	1000	0	1	.000	0	0	.000	0	3	3	3.3	1	0	0	0	0	0	3.3	
SOUTH CAROLINA*	1/9	4	0	3	000	0	1	.000	0	0	.000	0	0	0	0.0	3.1	2	0	0	0	0	3.0	
at LSU*	1/13	11	4	6	667	1	3	.333	0	0	.000	1	2	3	3.1	2	0	2	0	1	9	3.4	
AUBURN*	1/17	15	2	7	286	2	5	.400	1	2	.500	1	2	3	3.1	4	0	0	0	0	7	3.7	
MISSISSIPPI STATE*	1/20	12	1	4	250	0	2	.000	0	0	.000	0	2	2	3.0	0	0	0	0	1	2	3.6	
at Ole Miss*	1/23	10	3	7	429	2	6	.333	0	0	.000	2	2	4	3.1	1	0	1	0	2	8	3.8	
OKLAHOMA	1/27	11	1	3	333	1	3	.333	0	0	.000	0	0	0	2.9	0	2	0	1	1	3	3.8	
MISSOURI*	1/31	9	1	3	333	1	3	.333	2	2	1000	0	2	2	2.8	0	0	0	0	1	5	3.8	
at Florida*	2/3																						
at Mississippi State*	2/6	1	0	0	000	0	0	.000	0	0	.000	0	0	0	2.7	0	0	0	0	0	0	3.7	
TENNESSEE*	2/10	12	2	3	667	0	1	.000	0	0	.000	0	1	1	2.6	3	0	1	0	0	4	3.7	
LSU*	2/13	11	1	2	500	1	2	.500	2	2	1000	0	2	2	2.6	0	0	2	0	0	5	3.7	
at Kentucky*	2/17	15	3	7	429	2	4	.500	2	2	1000	0	4	4	2.7	3	0	2	1	1	10	4.0	
at Auburn*	2/21	16	2	5	400	2	3	.667	0	0	.000	0	5	5	2.8	0	1	0	0	0	6	4.1	
ARKANSAS*	2/24	15	2	6	333	2	4	.500	0	0	.000	1	0	1	2.7	0	0	1	1	1	6	4.2	
FLORIDA*	2/27	17	1	3	333	0	1	.000	0	0	.000	3	5	8	2.9	1	1	0	0	0	2	4.1	
at Texas A&M*	3/3	14	2	7	286	1	4	.250	0	0	.000	0	3	3	2.9	2	0	2	0	0	5	4.1	
vs. Texas A&M	3/8	5	0	2	000	0	1	.000	0	0	.000	0	0	0	2.8	0	0	0	0	0	0	4.0	
vs. Auburn	3/9	6	1	1	1000	0	0	.000	0	0	.000	0	1	1	2.7	0	0	0	0	0	2	3.9	
vs. Kentucky	3/10	* 19	2	5	400	1	2	.500	0	0	.000	1	3	4	2.8	2	0	2	0	0	5	3.9	
vs. Virginia Tech	3/15	7	0	1	000	0	0	.000	0	0	.000	0	1	1	2.7	0	0	0	0	0	0	3.8	
vs. Villanova	3/17	14	2	5	400	2	5	.400	3	4	.750	1	4	5	2.8	1	1	0	1	1	9	4.0	


\* Indicates Southeastern Conference opponent

**REESE'S CAREER STATS**

YEAR	GP	GS	MIN	AVG	FG	FGA	PCT	3FG	3FGA	PCT	FT	FTA	PCT	OFF	DEF	TOT	AVG	PF	FO	AST	TO	BLK	STL	PTS	AVG
2017-18	32	1	370	11.6	46	118	.390	24	74	.324	11	14	.786	22	67	89	2.8	33	0	9	21	7	15	127	4.0
<b>TOTAL</b>	<b>32</b>	<b>1</b>	<b>370</b>	<b>11.6</b>	<b>46</b>	<b>118</b>	<b>.390</b>	<b>24</b>	<b>74</b>	<b>.324</b>	<b>11</b>	<b>14</b>	<b>.786</b>	<b>22</b>	<b>67</b>	<b>89</b>	<b>2.8</b>	<b>33</b>	<b>0</b>	<b>9</b>	<b>21</b>	<b>7</b>	<b>15</b>	<b>127</b>	<b>4.0</b>

**REESE'S CAREER SEC STATS**

YEAR	GP	GS	MIN	AVG	FG	FGA	PCT	3FG	3FGA	PCT	FT	FTA	PCT	OFF	DEF	TOT	AVG	PF	FO	AST	TO	BLK	STL	PTS	AVG
2017-18	16	0	173	10.8	24	64	.375	14	40	.350	7	8	.875	8	34	42	2.6	20	0	2	11	2	7	69	4.3
<b>TOTAL</b>	<b>16</b>	<b>0</b>	<b>173</b>	<b>10.8</b>	<b>24</b>	<b>64</b>	<b>.375</b>	<b>14</b>	<b>40</b>	<b>.350</b>	<b>7</b>	<b>8</b>	<b>.875</b>	<b>8</b>	<b>34</b>	<b>42</b>	<b>2.6</b>	<b>20</b>	<b>0</b>	<b>2</b>	<b>11</b>	<b>2</b>	<b>7</b>	<b>69</b>	<b>4.3</b>



**4 Daniel Giddens**

**JUNIOR**

Forward/Center • 6-11 • 247 • Mableton, Ga.  
Oak Hill Academy

**CAREER HIGHS**

Points	13	Mississippi State (1/20/18)
Rebounds	9	4x, last vs. Oklahoma (1/27/18)
Assists	1	17x, last vs. Kentucky (3/10/18)
Steals	4	at Connecticut (12/12/15)
Blocks	6	UT Arlington (11/20/15)
Minutes	28	Penn State (1/25/16)
Field Goals	5	4x, last vs. Mississippi State (1/20/18)
FG Att.	9	Rhode Island (12/6/17)
3-Point FG		
3-Point Att.	1	Michigan State (3/11/16)
Free Throws	3	6x, last vs. Florida (2/27/18)
FT Att.	7	Lipscomb (11/14/17)

**2017-18 SEASON HIGHS**

Points	13	Mississippi State (1/20/18)
Rebounds	9	Oklahoma (1/27/18)
Assists	1	8x, last vs. Kentucky (3/10/18)
Steals	2	vs. Tennessee (2/10/18)
Blocks	4	vs. UCF (12/3/17)
Minutes	22	4x, last vs. Kentucky (3/10/18)
Field Goals	5	4x, last vs. Mississippi State (1/20/18)
FG Att.	9	Rhode Island (12/6/17)
3-Point FG		
3-Point Att.		
Free Throws	3	4x, last vs. Florida (2/27/18)
FT Att.	7	Lipscomb (11/14/17)

**MISCELLANEOUS STATS**

CATEGORY	2017-18	CAREER
Double-digit scoring	5	7
20+ point games		
Double-digit rebounding		
Double-doubles		
Led UA in scoring		
Led UA in rebounding	2	2
Led UA in three-pointers		
Led UA in assists		
Led UA in steals	4	4
Led UA in blocks	9	9
5+ assist games		
3+ three-pointers		
3+ steal games		4
3+ block games	5	13

**2017-18 (SOPHOMORE SEASON)**

- Second on the team in blocked shots per game (1.0)
- Registered a career-high 13 points while leading the team in blocks (3) and adding four rebounds, one steal and one assist vs. Mississippi State (1/20)
- Scored 12 points while totaling six rebounds, two blocks and one steal in the win vs. Rhode Island (12/6)
- Was perfect from the field (5-of-5) to score 11 points, to go along with one rebound, one block and one steal against South Carolina (1/9)
- Totaled 10 points and six rebounds against Texas (12/22)
- Tied his career-high in rebounds (9) while adding four points and two blocks against then-No. 12 Oklahoma (1/27)
- Recorded a team-high seven rebounds and three blocks to go along with five points and an assist in the SEC tournament semifinal vs. Kentucky (3/10)
- Collected eight points, two rebounds and one block at Arizona (12/9)
- Scored eight points to go along with three blocks, one steal and two rebounds in the win against BYU (11/24)
- Grabbed five rebounds to go along with three blocks and three points in the home opener against Lipscomb (11/14)
- Scored four points and made one block in 11 minutes in the win against UT Arlington (11/21)
- Tied for the lead in blocks (4) while scoring four points and grabbing three rebounds vs. UCF (12/3)
- Scored four points while totaling three rebounds and two blocks against Mercer (12/19)
- Blocked two shots and scored two points while grabbing two rebounds vs. then-No. 5 Texas A&M (12/30)
- Totaled five points, one steal and one assist, while pulling down a rebound in 12 minutes off the bench vs. Vanderbilt (1/2)
- Put up 11 points on 4-of-5 shooting while totaling two rebounds and a steal at Mississippi State (2/6)
- Scored seven points to go along with four rebounds vs. Florida (2/27)
- Went 3-of-3 from the floor to total seven points in the Round of 32 vs. No. 1 seed Villanova (3/17)
- Sat out the 2016-17 season due to NCAA transfer rules



**GIDDENS' 2017-18 GAME-BY-GAME STATS**

Opponent	Date	GS	Min	FG	FGA	Pct	3FG	FGA	Pct	FT	FTA	Pct	Off	Def	Tot	Avg	PF	A	TO	Blk	Stl	Pts	Avg
vs. Memphis	11/10	*	5	0	0	.000	0	0	.000	0	0	.000	0	1	1	1.0	4	0	2	0	0	0	0.0
LIPSCOMB	11/14	*	15	1	2	.500	0	0	.000	1	7	.143	0	5	5	3.0	2	0	1	3	1	3	1.5
ALABAMA A&M	11/17	*	15	0	1	.000	0	0	.000	2	2	1.000	0	1	1	2.3	5	1	1	1	0	2	1.7
UT ARLINGTON	11/21	*	11	2	3	.667	0	0	.000	0	0	.000	1	0	1	2.0	1	0	0	1	0	4	2.3
vs. BYU	11/24	*	21	3	4	.750	0	0	.000	2	2	1.000	0	2	2	2.0	1	1	0	3	1	8	3.0
vs. Minnesota	11/25	*	9	0	1	.000	0	0	.000	0	0	.000	1	1	2	2.0	2	1	2	0	0	0	2.8
LOUISIANA TECH	11/29	*	5	0	1	.000	0	0	.000	0	0	.000	0	2	2	2.0	2	0	0	0	0	0	2.4
UCF	12/3		9	2	5	.400	0	0	.000	0	1	.000	0	3	3	2.1	3	0	0	4	0	4	2.6
RHODE ISLAND	12/6		17	5	9	.556	0	0	.000	2	3	.667	3	3	6	2.6	2	0	2	2	1	12	3.7
at Arizona	12/9		19	4	7	.571	0	0	.000	0	0	.000	0	2	2	2.5	4	0	1	1	0	8	4.1
vs. Mercer	12/19		8	2	3	.667	0	0	.000	0	1	.000	1	2	3	2.5	4	0	2	2	0	4	4.1
TEXAS	12/22		21	5	8	.625	0	0	.000	0	0	.000	2	4	6	2.8	3	0	0	0	0	10	4.6
TEXAS A&M*	12/30		15	1	4	.250	0	0	.000	0	0	.000	0	2	2	2.8	1	0	0	2	0	2	4.4
at Vanderbilt*	1/2		12	1	2	.500	0	0	.000	3	4	.750	0	1	1	2.6	4	1	0	0	1	5	4.4
at Georgia*	1/6		22	0	1	.000	0	0	.000	0	0	.000	0	3	3	2.7	4	1	0	3	1	0	4.1
SOUTH CAROLINA*	1/9	*	22	5	5	1.000	0	0	.000	1	1	1.000	0	1	1	2.6	4	0	1	1	1	11	4.6
at LSU*	1/13	*	8	1	1	1.000	0	0	.000	0	0	.000	2	0	2	2.5	4	0	1	1	0	2	4.4
AUBURN*	1/17	*	13	1	1	1.000	0	0	.000	1	2	.500	0	2	2	2.5	3	0	2	1	0	3	4.3
MISSISSIPPI STATE*	1/20	*	22	5	7	.714	0	0	.000	3	6	.500	3	1	4	2.6	4	1	0	3	1	13	4.8
at Ole Miss*	1/23	*	18	2	4	.500	0	0	.000	2	2	1.000	0	1	1	2.5	4	0	2	0	0	6	4.9
OKLAHOMA	1/27		17	2	2	1.000	0	0	.000	0	1	.000	2	7	9	2.8	1	0	3	2	0	4	4.8
MISSOURI*	1/31		14	1	3	.333	0	0	.000	1	2	.500	0	0	0	2.7	4	0	2	1	1	3	4.7
at Florida*	2/3	*	7	0	2	.000	0	0	.000	0	0	.000	0	0	0	2.6	1	0	1	0	0	0	4.5
at Mississippi State*	2/6	*	15	4	5	.8000	0	0	.000	3	3	1.000	2	0	2	2.5	5	0	1	0	1	11	4.8
TENNESSEE*	2/10	*	14	1	2	.500	0	0	.000	0	0	.000	2	4	6	2.7	4	0	0	2	0	2	4.7
LSU*	2/13	*	13	1	1	1.000	0	0	.000	2	2	1.000	0	4	4	2.7	4	1	0	0	0	4	4.7
at Kentucky*	2/17	*	15	1	1	1.000	0	0	.000	0	1	.000	1	0	1	2.7	2	0	3	0	0	2	4.6
at Auburn*	2/21	*	4	0	1	.000	0	0	.000	0	0	.000	0	1	1	2.6	1	0	1	0	0	0	4.4
ARKANSAS*	2/24		12	0	0	.000	0	0	.000	0	0	.000	0	0	0	2.5	1	0	2	1	1	0	4.2
FLORIDA*	2/27		11	2	4	.500	0	0	.000	3	5	.600	3	1	4	2.6	1	0	1	0	0	7	4.3
at Texas A&M*	3/3								DNP														
vs. Texas A&M	3/8		8	1	3	.333	0	0	.000	0	0	.000	0	1	1	2.5	3	0	0	0	0	2	4.3
vs. Auburn	3/9		1	0	0	.000	0	0	.000	0	0	.000	0	0	0	2.4	2	0	0	0	0	0	4.1
vs. Kentucky	3/10		22	2	3	.667	0	0	.000	1	2	.500	5	2	7	2.6	3	1	1	3	1	5	4.2
vs. Virginia Tech	3/15								DNP														
vs. Villanova	3/17		11	3	3	1.000	0	0	.000	1	1	1.000	0	1	1	2.5	2	0	0	0	1	7	4.2

\* indicates Southeastern Conference opponent

**GIDDENS' CAREER STATS**

YEAR	GP	GS	MIN	AVG	FG	FGA	PCT	3FG	3FGA	PCT	FT	FTA	PCT	OFF	DEF	TOT	AVG	PF	FO	AST	TO	BLK	STL	PTS	AVG
2015-16*	33	7	599	18.2	51	110	.464	0	1	.000	25	57	.439	49	70	119	3.6	108	3	9	33	50	17	127	3.8
2017-18	34	18	451	13.3	58	99	.586	0	0	.000	28	48	.583	28	58	86	2.5	95	2	8	34	35	14	144	4.2
<b>TOTAL</b>	<b>67</b>	<b>25</b>	<b>1050</b>	<b>15.7</b>	<b>109</b>	<b>209</b>	<b>.522</b>	<b>0</b>	<b>1</b>	<b>.000</b>	<b>53</b>	<b>105</b>	<b>.505</b>	<b>77</b>	<b>128</b>	<b>205</b>	<b>3.1</b>	<b>203</b>	<b>5</b>	<b>17</b>	<b>67</b>	<b>85</b>	<b>31</b>	<b>271</b>	<b>4.0</b>

**GIDDENS' CAREER SEC STATS**

YEAR	GP	GS	MIN	AVG	FG	FGA	PCT	3FG	3FGA	PCT	FT	FTA	PCT	OFF	DEF	TOT	AVG	PF	FO	AST	TO	BLK	STL	PTS	AVG
2017-18	17	11	237	13.9	26	44	.591	0	0	.000	19	28	.679	13	21	34	2.0	51	1	4	19	13	9	71	4.2
<b>TOTAL</b>	<b>17</b>	<b>11</b>	<b>237</b>	<b>13.9</b>	<b>26</b>	<b>44</b>	<b>.591</b>	<b>0</b>	<b>0</b>	<b>.000</b>	<b>19</b>	<b>28</b>	<b>.679</b>	<b>13</b>	<b>21</b>	<b>34</b>	<b>2.0</b>	<b>51</b>	<b>1</b>	<b>4</b>	<b>19</b>	<b>13</b>	<b>9</b>	<b>71</b>	<b>4.2</b>



**5 Avery Johnson Jr.**

**SENIOR**

Guard • 5-11 • 187 • Houston, Texas  
Plano West HS

**CAREER HIGHS**

Points	23	at South Carolina (2/7/17)
Rebounds	6	at South Carolina (2/7/17)
Assists	6	3x, last vs. Mississippi State (3/9/17)
Steals	3	5x, last at Auburn (2/21/18)
Blocks	1	2x, last vs. Auburn (1/17/18)
Minutes	44	at South Carolina (2/7/17)
Field Goals	9	at South Carolina (2/7/17)
FG Att.	21	at South Carolina (2/7/17)
3-Point FG	5	at South Carolina (2/7/17)
3-Point Att.	10	at South Carolina (2/7/17)
Free Throws	5	vs. Clemson (12/18/16)
FT Att.	6	2X, last vs. Clemson (12/18/16)

**2017-18 SEASON HIGHS**

Points	13	vs. Memphis (11/10/17)
Rebounds	4	Alabama A&M (11/17/17)
Assists	5	Alabama A&M (11/17/17)
Steals	3	2x, last at Auburn (2/21/18)
Blocks	1	vs. Auburn (1/17/18)
Minutes	24	at Auburn (2/21/18)
Field Goals	4	4x, last at Auburn (2/21/18)
FG Att.	8	3x, last vs. Florida (2/27/18)
3-Point FG	2	6x, last at Auburn (2/21/18)
3-Point Att.	5	at Georgia (1/6/18)
Free Throws	4	at Mississippi State (2/6/18)
FT Att.	5	at Mississippi State (2/6/18)

**MISCELLANEOUS STATS**

CATEGORY	2017-18	CAREER
Double-digit scoring	4	14
20+ point games		1
Double-digit rebounding		
Double-doubles		
Led UA in scoring		4
Led UA in rebounding		1
Led UA in three-pointers	5	9
Led UA in assists	1	8
Led UA in steals	6	14
Led UA in blocks		
5+ assist games		3
3+ three-pointers		2
3+ steal games	2	5
3+ block games		

**2017-18 (JUNIOR SEASON)**

- Scored 13 points in 22 minutes off the bench and went 2-for-3 from beyond the arc in the season opener against Memphis (11/10)
- Went 4-of-6 from the floor to total 10 points, while adding two rebounds and two assists in 16 minutes off the bench vs. South Carolina (1/9)
- Put up 10 points while adding two rebounds, two assists and two steals in 21 minutes off the bench at then-No. 23 Florida (2/3)
- Went 3-for-4 from the field to score nine points in the home opener vs. Lipscomb (11/14)
- Scored eight points while adding a team-high two steals in 22 minutes off the bench vs. Georgia (1/6)
- Went 4-of-5 from the free-throw line to total nine points, while adding two rebounds at Mississippi State (2/6)
- Put up 10 points to go along with two rebounds, two assists and three steals at then-No. 12 Auburn (2/21)
- Had seven points, one rebound and one assist in the SEC tournament semifinal game vs. Kentucky (3/10)
- Added eight points and an assist in 10 minutes vs. Virginia Tech in the NCAA tournament (3/15)
- Provided an offensive spark off the bench in the win against UT Arlington (11/21) scoring eight points in 13 minutes
- Scored three points in 10 minutes off the bench against BYU (11/24)
- Totalled five points in 11 minutes off the bench vs. LSU (1/13)
- Scored two points and grabbed three rebounds while recording one steal in 12 minutes off the bench vs. then-No. 5 Texas A&M (12/30)
- Led the team in three-pointers made (2-of-3) to total six points, while adding two rebounds against Vanderbilt (1/2)
- Earned the Media Appreciation Award as voted on by the local beatwriters
- One of seven players to receive the team's Academic Achievement Award
- One of two players to compete in all 36 contests



**JOHNSON'S 2017-18 GAME-BY-GAME STATS**

Opponent	Date	GS	Min	FG	FGA	Pct	3FG	3FGA	Pct	FT	FTA	Pct	Off	Def	Tot	Avg	PF	A	TO	Blk	Stl	Pts	Avg
vs. Memphis	11/10	22	4	6	667	2	3	667	3	4	.750	2	0	2	2.0	2	0	2	0	0	0	13	13.0
LIPSCOMB	11/14	20	3	4	750	1	1	1,000	2	2	1,000	0	0	0	1.0	1	1	0	0	0	3	9	11.0
ALABAMA A&M	11/17	18	0	4	000	0	2	.000	0	0	.000	0	4	4	2.0	3	5	0	0	2	0	7.3	
UT ARLINGTON	11/21	13	3	7	429	2	4	.500	0	0	.000	0	1	1	1.8	1	1	1	0	0	0	8	7.5
vs. BYU	11/24	10	1	3	333	1	1	1,000	0	0	.000	0	0	0	1.3	4	0	0	0	0	0	3	6.4
vs. Minnesota	11/25	7	1	1	1,000	0	0	.000	0	2	.000	1	1	2	1.5	0	0	1	0	0	0	2	5.8
LOUISIANA TECH	11/29	17	1	4	250	0	2	.000	0	0	.000	0	1	1	1.4	1	1	1	0	1	2	5.3	
UCF	12/3	12	1	3	333	0	1	.000	0	0	.000	0	0	0	1.3	2	0	0	0	0	0	2	4.9
RHODE ISLAND	12/6	13	1	4	250	0	0	.000	2	2	1,000	0	0	0	1.1	3	0	2	0	1	4	4.8	
at Arizona	12/9	7	0	2	000	0	1	.000	0	0	.000	0	0	0	1.0	1	1	0	0	0	0	0	4.3
vs. Mercer	12/19	12	1	6	167	0	4	.000	0	0	.000	1	0	1	1.0	1	0	0	0	0	0	2	4.1
TEXAS	12/22	9	1	3	333	0	1	.000	0	0	.000	0	1	1	1.0	1	0	0	0	0	0	2	3.9
TEXAS A&M*	12/30	12	0	3	000	0	1	.000	2	2	1,000	1	2	3	1.2	2	0	1	0	1	2	3.8	
at Vanderbilt*	1/2	19	2	4	500	2	3	.667	0	0	.000	0	2	2	1.2	1	0	1	0	0	6	3.9	
at Georgia*	1/6	22	2	7	286	2	5	.400	2	2	1,000	0	1	1	1.2	2	1	1	0	2	8	4.2	
SOUTH CAROLINA*	1/9	16	4	6	667	2	4	.500	0	0	.000	0	2	2	1.3	1	2	0	0	0	10	4.6	
at LSU*	1/13	11	1	4	250	1	3	.333	2	2	1,000	0	0	0	1.2	2	0	0	0	0	0	5	4.6
AUBURN*	1/17	15	1	4	250	0	3	.000	0	0	.000	0	1	1	1.2	3	1	1	1	0	0	2	4.4
MISSISSIPPI STATE*	1/20	16	2	3	667	1	2	.500	0	0	.000	0	1	1	1.2	1	0	1	0	0	0	5	4.4
at Ole Miss*	1/23	23	1	5	200	0	3	.000	0	0	.000	0	1	1	1.2	2	1	0	0	0	0	2	4.3
OKLAHOMA	1/27	8	1	2	500	0	1	.000	2	2	1,000	0	0	0	1.1	0	0	1	0	0	0	4	4.3
MISSOURI*	1/31	7	1	3	333	0	1	.000	0	0	.000	0	0	0	1.0	0	0	0	0	0	0	2	4.2
at Florida*	2/3	21	4	8	500	1	2	.500	1	3	.333	2	0	2	1.1	1	2	0	0	0	2	10	4.6
at Mississippi State*	2/6	15	2	3	667	1	2	.500	4	5	.800	1	1	2	1.1	3	0	0	0	0	0	9	4.7
TENNESSEE*	2/10	16	0	4	000	0	1	.000	0	0	.000	0	1	1	1.2	3	1	2	0	0	0	2	4.6
LSU*	2/13	15	0	2	000	0	1	.000	2	2	1,000	0	0	0	1.1	2	2	1	0	0	0	2	4.5
at Kentucky*	2/17	9	1	2	500	0	0	.000	0	0	.000	0	0	0	1.1	0	2	0	0	0	0	2	4.5
at Auburn*	2/21	24	4	8	.5000	2	4	.5000	0	0	.000	0	2	2	1.1	5	2	1	0	0	3	10	4.7
ARKANSAS*	2/24	10	1	4	250	1	2	.500	2	2	1,000	1	1	2	1.1	1	1	0	0	0	0	5	4.6
FLORIDA*	2/27	20	1	8	125	0	1	.000	2	3	.667	2	1	3	1.2	1	0	0	0	0	0	4	4.6
at Texas A&M*	3/3	9	0	2	000	0	2	.000	0	0	.000	0	1	1	1.2	3	1	0	0	0	0	0	4.4
vs. Texas A&M	3/8	7	0	1	000	0	0	.000	0	0	.000	0	0	0	1.2	1	0	0	0	0	1	0	4.3
vs. Auburn	3/9	6	0	2	000	0	1	.000	0	0	.000	0	0	0	1.1	0	0	1	0	0	0	0	4.2
vs. Kentucky	3/10	17	3	6	.500	1	2	.500	0	0	.000	0	1	1	1.1	0	1	0	0	0	0	7	4.2
vs. Virginia Tech	3/15	10	3	5	.600	0	2	.000	2	3	.667	0	0	0	1.1	0	1	0	0	0	0	8	4.3
vs. Villanova	3/17	13	0	3	.000	0	1	.000	2	2	1,000	0	1	1	1.1	0	0	1	0	0	1	2	4.3

\* indicates Southeastern Conference opponent

**JOHNSON'S CAREER STATS**

YEAR	GP	GS	MIN	AVG	FG	FGA	PCT	3FG	3FGA	PCT	FT	FTA	PCT	OFF	DEF	TOT	AVG	PF	FO	AST	TO	BLK	STL	PTS	AVG
2014-15*	13	0	56	4.3	7	20	.350	1	6	.167	3	5	.600	0	3	3	0.2	8	0	1	2	0	0	18	1.4
2016-17	34	6	657	19.3	84	254	.331	33	106	.311	32	42	.762	11	46	57	1.7	58	0	49	36	1	25	233	6.9
2017-18	36	0	501	13.9	51	146	.349	20	67	.299	32	40	.800	12	27	39	1.1	54	1	27	19	1	17	154	4.3
<b>TOTAL</b>	<b>83</b>	<b>6</b>	<b>1214</b>	<b>14.6</b>	<b>142</b>	<b>420</b>	<b>.338</b>	<b>54</b>	<b>179</b>	<b>.302</b>	<b>67</b>	<b>87</b>	<b>.770</b>	<b>23</b>	<b>76</b>	<b>99</b>	<b>1.2</b>	<b>120</b>	<b>1</b>	<b>77</b>	<b>57</b>	<b>2</b>	<b>42</b>	<b>405</b>	<b>4.9</b>

**JOHNSON'S CAREER SEC STATS**

YEAR	GP	GS	MIN	AVG	FG	FGA	PCT	3FG	3FGA	PCT	FT	FTA	PCT	OFF	DEF	TOT	AVG	PF	FO	AST	TO	BLK	STL	PTS	AVG
2014-15*	4	0	6	1.5	0	0	.000	0	0	.000	1	2	.500	0	0	0	0.0	2	0	1	0	0	0	1	0.3
2016-17	18	4	358	19.9	43	149	.289	18	63	.286	14	19	.737	7	22	29	1.6	26	0	17	19	0	13	118	6.6
2017-18	18	0	280	15.6	27	80	.338	13	40	.325	19	23	.826	8	17	25	1.4	33	1	16	9	1	8	86	4.8
<b>TOTAL</b>	<b>40</b>	<b>4</b>	<b>644</b>	<b>16.1</b>	<b>70</b>	<b>229</b>	<b>.306</b>	<b>31</b>	<b>103</b>	<b>.301</b>	<b>34</b>	<b>44</b>	<b>.773</b>	<b>15</b>	<b>39</b>	<b>53</b>	<b>1.3</b>	<b>61</b>	<b>1</b>	<b>34</b>	<b>28</b>	<b>1</b>	<b>21</b>	<b>205</b>	<b>5.1</b>



**10 Herbert Jones**  
**SOPHOMORE**  
 Guard • 6-7 • 200 • Greensboro, Ala.  
 Hale County HS

**CAREER HIGHS**

Points	14	Oklahoma (1/27/18)
Rebounds	9	2x, last vs. Texas A&M (12/30/17)
Assists	4	2x, last vs. Auburn (1/17/18)
Steals	5	UCF (12/3/17)
Blocks	2	5x, last vs. Texas A&M (3/8/18)
Minutes	34	2x, last vs. Virginia Tech (3/15/18)
Field Goals	6	Oklahoma (1/27/18)
FG Att.	10	Oklahoma (1/27/18)
3-Point FG	2	vs. Memphis (11/10/17)
3-Point Att.	3	2x, last vs. LSU (2/13/18)
Free Throws	4	vs. Memphis (11/10/17)
FT Att.	6	vs. Memphis (11/10/17)

**2017-18 SEASON HIGHS**

Points	14	Oklahoma (1/27/18)
Rebounds	9	2x, last vs. Texas A&M (12/30/17)
Assists	4	2x, last vs. Auburn (1/17/18)
Steals	5	UCF (12/3/17)
Blocks	2	5x, last vs. Texas A&M (3/8/18)
Minutes	34	2x, last vs. Virginia Tech (3/15/18)
Field Goals	6	Oklahoma (1/27/18)
FG Att.	10	Oklahoma (1/27/18)
3-Point FG	2	vs. Memphis (11/10/17)
3-Point Att.	3	2x, last vs. LSU (2/13/18)
Free Throws	4	vs. Memphis (11/10/17)
FT Att.	6	vs. Memphis (11/10/17)

**MISCELLANEOUS STATS**

CATEGORY	2017-18	CAREER
Double-digit scoring	3	3
20+ point games		
Double-digit rebounding		
Double-doubles		
Led UA in scoring		
Led UA in rebounding	4	4
Led UA in three-pointers		
Led UA in assists	4	4
Led UA in steals	9	9
Led UA in blocks	5	5
5+ assist games		
3+ three-pointers		
3+ steal games	7	7
3+ block games		

**2017-18 (FRESHMAN SEASON)**

- Named to SEC First-Year Academic Honor Roll
- Led the team and ranked seventh in the league in steals (44, 1.3 spg) while ranking first on the team with 23 charges, which is a school record
- Made his collegiate debut in the season opener against Memphis, earning the start and finished with 12 points and five rebounds in 27 minutes (11/10)
- Scored a career high of 14 points and led the team in assists (3) and steals (2) while adding five rebounds and a block vs. then-No. 12 Oklahoma (1/27)
- Scored six points and snatched three rebounds in the home opener against Lipscomb (11/14)
- Grabbed a team-high eight rebounds to go along with seven points and three assists against Alabama A&M (11/17)
- Led the team in steals (4) and assists (4) while totaling 11 points, seven rebounds and a block vs. then-No. 17 Auburn (1/17)
- Turned in an outstanding effort on both sides of the court, totaling seven points, nine rebounds and four steals to go along with drawing four charges vs. UT Arlington (11/21)
- Put up six points and five rebounds to go along with two steals in 20 minutes off the bench vs. Louisiana Tech (11/29)
- Led the team with season highs in steals (5) and assists (4) while scoring four points against UCF (12/3)
- Led the team in rebounds (9) while totaling four points, two assists and one block vs. then-No. 5 Texas A&M (12/30)
- Scored six points to go along with three rebounds, two blocks and one assist vs. Vanderbilt (1/2)
- Led the team in steals (4) while adding five points, five rebounds, two assists and two blocks vs. South Carolina (1/9)
- Scored five points to go along with six rebounds and two steals against LSU (1/13)
- Totaled seven points to go along with two rebounds, three assists and one steal vs. Ole Miss (1/23)
- Scored six points while adding one rebound and a block at then-No. 23 Florida (2/3)
- Put up seven points to go along with two rebounds, two assists and a team high of three steals vs. then-No. 15 Tennessee (2/10)
- Chipped in six points, three rebounds, three steals and a season-high tying two blocks in the SEC tournament win over Texas A&M (3/8)
- Added six points, four rebounds, three assists, one block and one steal vs. Virginia Tech in the NCAA tournament (3/15)
- Named team's Most Outstanding Defensive Player and earned the Coach Avery Award, while also was one of seven players recognized for the Academic Achievement Award



**JONES' 2017-18 GAME-BY-GAME STATS**

Opponent	Date	GS	Min	FG	FGA	Pct	3FG	3FGA	Pct	FT	FTA	Pct	Off	Def	Tot	Avg	PF	A	TO	Blk	Stl	Pts	Avg
vs. Memphis	11/10	*	27	3	8	.375	2	2	1.000	4	6	.667	1	4	5	5.0	3	1	3	2	2	12	12.0
LIPSCOMB	11/14		25	2	4	.5000	0	1	.000	2	2	1.000	0	3	3	4.0	4	0	0	1	0	6	9.0
ALABAMA A&M	11/17		23	2	6	.333	0	1	.000	3	4	.750	3	5	8	5.3	2	3	0	0	0	7	8.3
UT ARLINGTON	11/21		34	3	3	1.000	1	1	1.000	0	0	0.000	0	9	9	6.3	4	3	4	0	4	7	8.0
vs. BYU	11/24		22	1	3	.333	0	0	0.000	1	2	.500	1	3	4	5.7	2	3	3	1	1	3	7.0
vs. Minnesota	11/25	*	8	0	1	.000	0	0	0.000	2	2	1.000	0	0	0	4.8	1	0	2	0	0	2	6.2
LOUISIANA TECH	11/29		20	2	7	.286	0	1	.000	2	4	.500	2	3	5	4.9	5	1	4	0	2	6	6.1
UCF	12/3	*	27	2	4	.500	0	0	0.000	0	2	0.000	0	1	1	4.4	2	4	3	0	5	4	5.9
RHODE ISLAND	12/6		31	2	2	1.000	0	0	0.000	0	0	0.000	0	3	3	4.2	4	1	2	0	1	4	5.7
at Arizona	12/9		14	0	1	.000	0	0	0.000	0	0	0.000	0	0	0	3.8	5	2	1	0	1	0	5.1
vs. Mercer	12/19		8	0	1	.000	0	0	0.000	0	0	0.000	0	0	0	3.5	1	2	1	0	0	0	4.6
TEXAS	12/22		8	0	1	.000	0	0	0.000	1	2	.500	0	1	1	3.3	2	0	0	0	1	1	4.3
TEXAS A&M*	12/30		21	2	3	.667	0	0	0.000	0	2	0.000	2	7	9	3.7	2	2	1	1	0	4	4.3
at Vanderbilt*	1/2		21	3	8	.375	0	0	0.000	0	0	0.000	2	1	3	3.6	2	1	1	2	0	6	4.4
at Georgia*	1/6	*	29	2	7	.286	0	3	0.000	0	0	0.000	0	4	4	3.7	2	0	3	2	1	4	4.4
SOUTH CAROLINA*	1/9	*	25	2	3	.667	1	1	1.000	0	0	0.000	1	4	5	3.8	0	2	1	2	4	5	4.4
at LSU*	1/13	*	25	2	4	.500	1	1	1.000	0	0	0.000	3	3	6	3.9	1	0	2	0	2	5	4.5
AUBURN*	1/17	*	25	5	9	.556	0	0	0.000	1	2	.500	1	6	7	4.1	5	4	2	1	4	11	4.8
MISSISSIPPI STATE*	1/20	*	30	3	8	.375	0	1	1.000	0	0	0.000	2	3	5	4.1	1	0	1	1	0	6	4.9
at Ole Miss*	1/23	*	22	3	4	.750	1	1	1.000	0	0	0.000	1	1	2	4.0	5	3	1	0	1	7	5.0
OKLAHOMA	1/27		31	6	10	.600	0	1	1.000	2	5	.400	1	4	5	4.0	3	3	2	1	2	14	5.4
MISSOURI*	1/31		19	0	4	.000	0	1	1.000	0	0	0.000	2	2	4	4.0	2	1	2	1	0	0	5.2
at Florida*	2/3		23	2	4	.500	0	0	0.000	2	2	1.000	0	1	1	3.9	3	0	2	1	0	6	5.2
at Mississippi State*	2/6		28	0	2	.000	0	1	1.000	1	2	.500	0	1	1	3.8	3	0	3	1	0	1	5.0
TENNESSEE*	2/10		17	3	7	.429	1	2	.500	0	0	0.000	0	2	2	3.7	0	2	0	0	3	7	5.1
LSU*	2/13		22	1	4	.250	0	3	0.000	0	0	0.000	2	2	4	3.7	4	3	1	1	1	2	5.0
at Kentucky*	2/17		17	1	3	.333	0	1	1.000	0	1	0.000	1	3	4	3.7	2	0	1	0	0	2	4.9
at Auburn*	2/21		12	0	2	.000	0	1	1.000	0	2	0.000	0	0	0	3.6	4	0	0	0	0	0	4.7
ARKANSAS*	2/24		18	0	2	.000	0	1	1.000	0	0	0.000	0	3	3	3.6	2	1	1	0	3	0	4.6
FLORIDA*	2/27	*	8	0	4	.000	0	1	1.000	0	0	0.000	3	2	5	3.6	2	0	0	1	0	0	4.4
at Texas A&M*	1/20								DNP- INJURED														
vs. Texas A&M	3/8		25	3	3	1.000	0	0	0.000	0	0	0.000	0	3	3	3.6	2	0	2	2	3	6	4.5
vs. Auburn	3/9	*	14	0	3	.000	0	1	1.000	1	4	.250	0	2	2	3.5	4	2	1	0	1	1	4.3
vs. Kentucky	3/10	*	13	0	2	.000	0	0	0.000	0	1	0.000	0	1	1	3.5	3	0	1	0	1	0	4.2
vs. Virginia Tech	3/15	*	34	3	4	.750	0	0	0.000	0	0	0.000	1	3	4	3.5	3	3	4	1	1	6	4.3
vs. Villanova	3/17	*	15	0	1	.000	0	0	0.000	2	4	.500	0	3	3	3.5	4	1	1	0	0	2	4.2

\* indicates Southeastern Conference opponent

**JONES' CAREER STATS**

YEAR	GP	GS	MIN	AVG	FG	FGA	PCT	3FG	3FGA	PCT	FT	FTA	PCT	OFF	DEF	TOT	AVG	PF	FO	AST	TO	BLK	STL	PTS	AVG
2017-18	35	13	741	21.2	58	142	.408	7	26	.269	24	48	.500	29	92	121	3.5	94	4	48	56	22	44	147	4.2
<b>TOTAL</b>	<b>35</b>	<b>13</b>	<b>741</b>	<b>21.2</b>	<b>58</b>	<b>142</b>	<b>.408</b>	<b>7</b>	<b>26</b>	<b>.269</b>	<b>24</b>	<b>48</b>	<b>.500</b>	<b>29</b>	<b>92</b>	<b>121</b>	<b>3.5</b>	<b>94</b>	<b>4</b>	<b>48</b>	<b>56</b>	<b>22</b>	<b>44</b>	<b>147</b>	<b>4.2</b>

**JONES' CAREER SEC STATS**

YEAR	GP	GS	MIN	AVG	FG	FGA	PCT	3FG	3FGA	PCT	FT	FTA	PCT	OFF	DEF	TOT	AVG	PF	FO	AST	TO	BLK	STL	PTS	AVG
2017-18	17	7	362	21.3	29	78	.372	4	18	.222	4	11	.364	20	44	64	3.8	40	2	19	22	14	19	66	3.9
<b>TOTAL</b>	<b>17</b>	<b>7</b>	<b>362</b>	<b>21.3</b>	<b>29</b>	<b>78</b>	<b>.372</b>	<b>4</b>	<b>18</b>	<b>.222</b>	<b>4</b>	<b>11</b>	<b>.364</b>	<b>20</b>	<b>44</b>	<b>64</b>	<b>3.8</b>	<b>40</b>	<b>2</b>	<b>19</b>	<b>22</b>	<b>14</b>	<b>19</b>	<b>66</b>	<b>3.9</b>



**12 Dazon Ingram**

**JUNIOR**

Guard • 6-5 • 207 • Theodore, Ala.  
Theodore HS

**CAREER HIGHS**

Points	22	2x, last vs. Louisiana Tech (11/29/17)
Rebounds	14	Rhode Island (12/6/17)
Assists	7	2x, last at LSU (1/14/17)
Steals	5	Auburn (2/4/17)
Blocks	3	at Vanderbilt (1/2/18)
Minutes	37	2x, last vs. Rhode Island (12/6/17)
Field Goals	9	Ole Miss (3/1/17)
FG Att.	12	5x, last vs. Texas A&M (3/8/18)
3-Point FG	3	2x, last at Missouri (2/15/17)
3-Point Att.	6	Texas A&M (12/30/17)
Free Throws	13	Louisiana Tech (11/29/17)
FT Att.	17	Louisiana Tech (11/29/17)

**2017-18 SEASON HIGHS**

Points	22	Louisiana Tech (11/29/17)
Rebounds	14	Rhode Island (12/6/17)
Assists	6	2x, last vs. Mississippi State (1/20/18)
Steals	3	2x, last vs. LSU (1/13/18)
Blocks	3	at Vanderbilt (1/2/18)
Minutes	37	Rhode Island (12/6/17)
Field Goals	6	Lipscomb (11/14/17)
FG Att.	12	2x, last vs. Texas A&M (3/8/18)
3-Point FG	2	3x, at Texas A&M (3/3/18)
3-Point Att.	6	Texas A&M (12/30/17)
Free Throws	13	Louisiana Tech (11/29/17)
FT Att.	17	Louisiana Tech (11/29/17)

**MISCELLANEOUS STATS**

CATEGORY	2017-18	CAREER
Double-digit scoring	16	37
20+ point games	2	3
Double-digit rebounding	2	4
Double-doubles	2	4
Led UA in scoring	1	10
Led UA in rebounding	12	12
Led UA in three-pointers	3	8
Led UA in assists	11	32
Led UA in steals	7	21
Led UA in blocks	3	8
5+ assist games	6	15
3+ three-pointers		2
3+ steal games	2	5
3+ block games	1	1

**2017-18 (SOPHOMORE SEASON)**

- Ranked second on the team in assists (2.6) and rebounds (5.7) per game
- Matched his career high and tied for the team lead with 22 points against Louisiana Tech (11/29)
- Also led the team in rebounds against the Bulldogs with nine
- Went 11-for-15 from the free-throw line to collect 20 points, his second career 20-point game, along with five assists and five rebounds in the season opener against Memphis (11/10)
- Recorded a double-double with 10 points and a career-high 14 rebounds while delivering two assists in the win against URI (12/6)
- Registered his second double-double of the season by leading the team in four categories including points (18), rebounds (10), assists (3) and steals (3), while adding one block at LSU (1/13)
- Went 10-of-13 from the free throw line to total 16 points while adding three rebounds, two assists and two steals vs. then-No. 17 Auburn (1/17)
- Was one of four players to score in double digits, collecting 13 points on 6-for-8 shooting from the field, while collecting a season-best seven rebounds and matched season-high with five assists vs. Lipscomb (11/14)
- Led Alabama on the boards in its win in the SEC tournament vs. Texas A&M, collecting nine rebounds to go along with 13 points, three assists and a pair of steals (3/8)
- Chipped in 14 points, seven rebounds and a game-best five assists in the SEC tournament quarterfinal win over Auburn (3/9)
- Dropped 13 points to go along with three assists and three rebounds vs. BYU (11/24)
- Scored 13 points while adding two rebounds, two assists, two blocks and a steal vs. Arkansas (2/24)
- Collected 10 points and six rebounds while totaling four assists in the win against Alabama A&M (11/17)
- Recorded 10 points, seven rebounds and six assists (6) at Arizona (12/9)
- Led the team in rebounds (8) and went 5-of-6 from the free throw line to total 11 points in the win against Mercer (12/19)
- Led UA in rebounds (8) while totaling six points and three assists vs. Texas (12/22)
- Led the team in assists (3) and steals (3) while scoring 16 points and snatching six rebounds vs. then-No. 5 Texas A&M (12/30)
- Recorded a career-high three blocks and led the team in rebounds (6), while adding nine points and two assists vs. Vanderbilt (1/2)
- Scored 10 points while leading the team in rebounds (8) and assists (5) vs. Ole Miss (1/23)
- Scored 10 points while adding four rebounds one assists, one block and one steal vs. Missouri (1/31)
- Totaled eight points, seven rebounds, one assists and one steal at then-No. 23 Florida (2/3)
- Scored nine points while totaling three rebounds and two assists at Kentucky (2/17)
- Put up eight points to go along with five rebounds and two steals vs. Florida (2/27)
- Collected eight points, four rebound and two assists at Texas A&M (3/3)
- Registered nine points, a game-high seven rebounds, four assists, one block and one steal against Virginia Tech in the NCAA tournament (3/15)
- Led the team in rebounds (7) and added four points and two assists in the Round of 32 vs. No. 1 seed Villanova (3/17)



**INGRAM'S 2017-18 GAME-BY-GAME STATS**

Opponent	Date	GS	Min	FG	FGA	Pct	3FG	FGA	Pct	FT	FTA	Pct	Off	Def	Tot	Avg	PF	A	TO	Blk	Stl	Pts	Avg
vs. Memphis	11/10	*	33	4	10	.400	1	3	.333	11	15	.733	0	5	5	6.0	4	5	3	0	1	20	20.0
LIPSCOMB	11/14	*	27	6	8	.750	0	0	.000	1	3	.333	0	7	7	6.0	2	5	4	1	1	13	16.5
ALABAMA A&M	11/17	*	22	4	6	.667	1	2	.500	1	3	.333	1	5	6	6.0	3	4	3	1	1	10	14.3
UT ARLINGTON	11/21	*	29	1	4	.250	0	1	.000	4	8	.500	1	3	4	5.5	1	1	2	1	1	6	12.3
vs. BYU	11/24	*	31	5	9	.556	0	2	.000	3	4	.750	1	2	3	4.8	2	3	1	0	0	13	12.4
vs. Minnesota	11/25	*	25	2	5	.400	0	1	.000	0	1	.000	0	2	2	4.5	5	3	2	1	1	4	11.0
LOUISIANA TECH	11/29	*	32	4	7	.571	1	1	1.000	13	17	.765	1	8	9	5.1	2	0	3	0	0	22	12.6
UCF	12/3	*	33	2	6	.333	0	0	.000	2	2	1.000	2	5	7	5.4	3	4	3	0	0	6	11.8
RHODE ISLAND	12/6	*	37	2	6	.333	0	1	.000	6	11	.545	3	10	14	6.3	3	2	4	0	0	10	11.6
at Arizona	12/9	*	34	2	10	.200	1	2	.500	5	6	.833	0	7	7	6.4	4	6	0	0	2	10	11.4
vs. Mercer	12/19	*	30	3	10	.300	0	4	.000	5	6	.833	3	5	8	6.5	5	1	2	0	2	11	11.4
TEXAS	12/22	*	34	2	8	.250	0	1	.000	2	2	1.000	0	8	8	6.7	0	3	2	0	1	6	10.9
TEXAS A&M*	12/30	*	30	5	12	.417	1	6	.167	5	6	.833	0	6	6	6.6	3	3	3	0	3	16	11.3
at Vanderbilt*	1/2	*	29	2	4	.500	0	1	.000	5	6	.833	0	6	6	6.6	1	2	2	3	0	9	11.1
at Georgia*	1/6								DNP- ILLNESS														
SOUTH CAROLINA*	1/9		17	1	4	.250	0	1	.000	2	2	1.000	0	3	3	6.3	1	2	1	0	0	4	10.7
at LSU*	1/13	*	32	4	5	.800	0	1	.000	10	10	1.000	0	10	10	6.6	2	3	1	1	3	18	11.1
AUBURN*	1/17	*	35	3	10	.300	0	1	.000	10	13	.769	0	3	3	6.4	3	2	5	0	2	16	11.4
MISSISSIPPI STATE*	1/20	*	29	0	2	.000	0	0	.000	7	10	.700	1	7	8	6.4	4	6	3	0	1	7	11.2
at Ole Miss*	1/23	*	26	3	8	.375	0	2	.000	4	4	1.000	2	6	8	6.5	3	5	2	0	0	10	11.1
OKLAHOMA	1/27	*	25	2	4	.500	1	1	1.000	3	4	.750	0	3	3	6.4	3	3	1	0	1	8	11.0
MISSOURI*	1/31	*	33	3	6	.500	1	2	.500	3	5	.600	0	4	4	6.2	3	1	0	1	1	10	10.9
at Florida*	2/3	*	32	4	7	.571	0	1	.000	0	3	.000	0	7	7	6.3	1	1	4	0	1	8	10.8
at Mississippi State*	2/6	*	12	0	1	.000	0	0	.000	0	0	.000	0	1	1	6.0	2	0	4	0	0	0	10.3
TENNESSEE*	2/10	*	25	3	5	.600	0	1	.000	0	0	.000	0	4	4	6.0	2	2	1	0	1	6	10.1
LSU*	2/13	*	25	2	5	.400	2	3	.667	1	2	.500	0	2	2	5.8	0	3	0	0	0	7	10.0
at Kentucky*	2/17	*	33	4	7	.571	1	2	.500	0	0	.000	2	1	3	5.7	3	2	1	0	0	9	10.0
at Auburn*	2/21	*	28	2	5	.400	1	3	.333	4	6	.667	1	5	6	5.7	4	2	2	0	1	9	9.9
ARKANSAS*	2/24	*	30	4	7	.571	2	5	.400	3	4	.750	0	2	2	5.6	4	2	3	2	1	13	10.0
FLORIDA*	2/27	*	26	3	6	.500	1	4	.250	1	2	.500	2	3	5	6.2	2	0	3	0	2	8	10.0
at Texas A&M*	3/3	*	27	3	8	.375	2	5	.400	0	0	.000	3	1	4	5.5	5	2	1	0	0	8	9.9
vs. Texas A&M	3/8	*	29	5	12	.417	1	3	.333	2	5	.400	4	5	9	5.6	3	3	4	0	2	13	10.0
vs. Auburn	3/9	*	32	4	7	.571	1	2	.500	5	8	.625	1	6	7	5.7	4	5	3	0	0	14	10.1
vs. Kentucky	3/10	*	30	2	10	.200	0	3	.000	0	1	.000	1	4	5	5.6	2	0	0	0	0	4	9.9
vs. Virginia Tech	3/15	*	26	2	5	.400	1	2	.500	4	8	.500	2	5	7	5.7	4	4	3	1	1	9	9.9
vs. Villanova	3/17	*	29	2	6	.333	0	0	.000	0	0	.000	2	5	7	5.7	0	2	3	0	0	4	9.7

\* indicates Southeastern Conference opponent

**INGRAM'S CAREER STATS**

YEAR	GP	GS	MIN	AVG	FG	FGA	PCT	3FG	3FGA	PCT	FT	FTA	PCT	OFF	DEF	TOT	AVG	PF	FO	AST	TO	BLK	STL	PTS	AVG
2015-16	7	7	179	25.6	20	37	.541	1	2	.500	13	22	.591	6	35	41	5.9	24	2	23	24	3	8	54	7.7
2016-17	34	34	934	27.5	118	227	.520	21	49	.429	103	156	.660	35	117	152	4.5	89	4	113	85	8	30	360	10.6
2017-18	35	33	1007	28.8	100	235	.426	19	67	.284	122	177	.689	33	167	200	5.7	93	3	92	79	12	30	341	9.7
<b>TOTAL</b>	<b>76</b>	<b>74</b>	<b>2120</b>	<b>27.9</b>	<b>238</b>	<b>499</b>	<b>.477</b>	<b>41</b>	<b>118</b>	<b>.347</b>	<b>238</b>	<b>355</b>	<b>.670</b>	<b>74</b>	<b>319</b>	<b>393</b>	<b>5.2</b>	<b>206</b>	<b>9</b>	<b>228</b>	<b>188</b>	<b>23</b>	<b>68</b>	<b>755</b>	<b>9.9</b>

**INGRAM'S CAREER SEC STATS**

YEAR	GP	GS	MIN	AVG	FG	FGA	PCT	3FG	3FGA	PCT	FT	FTA	PCT	OFF	DEF	TOT	AVG	PF	FO	AST	TO	BLK	STL	PTS	AVG
2015-16																									
2016-17	18	18	497	27.6	58	118	.492	13	26	.500	63	97	.649	17	63	80	4.4	50	3	55	55	4	16	192	10.7
2017-18	17	16	469	27.6	46	102	.451	11	38	.289	55	73	.753	11	71	82	4.8	43	1	38	36	7	16	158	9.3
<b>TOTAL</b>	<b>35</b>	<b>34</b>	<b>966</b>	<b>27.6</b>	<b>104</b>	<b>220</b>	<b>.473</b>	<b>24</b>	<b>64</b>	<b>.375</b>	<b>118</b>	<b>170</b>	<b>.694</b>	<b>28</b>	<b>134</b>	<b>162</b>	<b>4.6</b>	<b>93</b>	<b>4</b>	<b>93</b>	<b>91</b>	<b>11</b>	<b>32</b>	<b>350</b>	<b>10.0</b>



**23 John Petty**

**SOPHOMORE**

Guard • 6-5 • 195 • Huntsville, Ala.  
Mae Jemison HS

**CAREER HIGHS**

Points	30	Alabama A&M (11/17/17)
Rebounds	8	at Texas A&M (3/3/18)
Assists	4	5x, last at Auburn (2/21/18)
Steals	2	vs. BYU (11/24/17)
Blocks	2	2x, last vs. Tennessee (2/10/18)
Minutes	37	at Texas A&M (3/3/18)
Field Goals	10	Alabama A&M (11/17/17)
FG Att.	14	3x, last vs. Auburn (1/17/18)
3-Point FG	10	Alabama A&M (11/17/17)
3-Point Att.	13	2x, last vs. Auburn (1/17/18)
Free Throws	4	at Kentucky (2/17/18)
FT Att.	5	Rhode Island (12/6/17)

**2017-18 SEASON HIGHS**

Points	30	Alabama A&M (11/17/17)
Rebounds	8	at Texas A&M (3/3/18)
Assists	4	5x, last at Auburn (2/21/18)
Steals	2	vs. BYU (11/24/17)
Blocks	2	2x, last vs. Tennessee (2/10/18)
Minutes	37	at Texas A&M (3/3/18)
Field Goals	10	Alabama A&M (11/17/17)
FG Att.	14	3x, last vs. Auburn (1/17/18)
3-Point FG	10	Alabama A&M (11/17/17)
3-Point Att.	13	2x, last vs. Auburn (1/17/18)
Free Throws	4	at Kentucky (2/17/18)
FT Att.	5	Rhode Island (12/6/17)

**MISCELLANEOUS STATS**

CATEGORY	2017-18	CAREER
Double-digit scoring	18	18
20+ point games	3	3
Double-digit rebounding		
Double-doubles		
Led UA in scoring	6	6
Led UA in rebounding	1	1
Led UA in three-pointers	23	23
Led UA in assists	6	6
Led UA in steals	3	3
Led UA in blocks	1	1
5+ assist games		
3+ three-pointers	15	15
3+ steal games		
3+ block games		

**2017-18 (FRESHMAN SEASON)**

- Finished third in the league in three-pointers made (90) and was sixth in threes made per game (2.5)
- His 90 threes set a freshman school record and was fourth-most made by any Alabama player in a season in program history
- A two-time SEC freshman of the week (Nov. 20 and Jan. 1), the first UA player to achieve the feat since JaMychal Green in 2009
- Set a new school record by knocking down 10 three-pointers to total a team-high 30 points against Alabama A&M (11/17)
- Petty's 10 three-pointers tied for fourth all-time in Southeastern Conference history, ranked third in the country for the most threes made in a single game, while his percentage (76.9, 10-of-13) was the highest in league history by any player who has made at least 10 threes in a game
- Recorded 20 points, going 6-of-8 from three-point range, in addition to three rebounds and three assists vs. Virginia Tech in the NCAA tournament (3/15)
- Drilled 8-of-13 three pointers from beyond the arc to score a game-high 27 points while adding two assists and a rebound vs. then-No. 17 Auburn (1/17)
- Went for 20 points, knocking down 6-of-8 shots from beyond the arc to go along with three assists and three rebounds in the NCAA Tournament opening round game vs. Virginia Tech (3/15)
- Chipped in 18 points, 15 of which came from three-point range, one rebound and one steal in the SEC tournament semifinal vs. Kentucky (3/10)
- Was one of four players to score in double digits, totaling 14 points, while adding three assists and six rebounds in the home opener against Lipscomb (11/14)
- Shot 4-of-7 from deep to reach double digits (16 points) in 34 minutes in the win against BYU (11/24)
- Dropped 18 points to go along with four rebounds, three assists, one block and one steal vs. Mercer (12/19)
- Scored a team-high 18 points on 5-of-9 shooting from beyond the arc to go along with three assists, two blocks and four rebounds against then-No. 5 Texas A&M (12/30)
- Led the team with 15 points to go along with four rebounds, three assists and one steal vs. South Carolina (1/9)
- Scored nine points while adding four rebounds, four assists and a steal against Mississippi State (1/20)
- Made his first collegiate start in the season opener against Memphis (11/10) and finished with 11 points – all coming in the second half – in 29 minutes
- Scored a team-high 14 points to go along with two rebounds and one assist against Texas (12/22)
- Led the team in assists (4) and reached double figures with 12 points in the win against Rhode Island (12/6)
- Scored 14 points on 3-of-4 shooting from beyond the arc while totaling two rebounds, four assists and two blocks vs. then-No. 15 Tennessee (2/10)
- Went 3-of-3 from beyond the arc to total 11 points, while adding five rebounds and an assist against LSU (2/13)
- Put up 13 points while adding one rebound, three assists and a steal at Kentucky (2/17)
- Went 4-of-6 from beyond three-point range to total 14 points while adding three rebounds vs. Arkansas (2/24)
- Pulled down a season-high of eight rebounds to go along with seven points, one assist, one block and a steal at Texas A&M (3/3)
- Earned the team's Outstanding Freshman Award
- One of two players the played in all 36 contests



**PETTY'S 2017-18 GAME-BY-GAME STATS**

Opponent	Date	GS	Min	FG	FGA	Pct	3FG	3FGA	Pct	FT	FTA	Pct	Off	Def	Tot	Avg	PF	A	TO	Blk	Stl	Pts	Avg
vs. Memphis	11/10	*	29	4	14	.289	3	10	.300	0	0	.000	1	0	1	1.0	3	2	0	0	0	11	11.0
LIPSCOMB	11/14	*	33	6	11	.545	2	7	.286	0	2	.000	0	6	6	3.5	0	3	3	0	0	14	12.5
ALABAMA A&M	11/17	*	26	10	13	.769	10	13	.769	0	0	.000	0	4	4	3.7	0	1	4	0	0	30	18.3
UT ARLINGTON	11/21	*	32	3	11	.273	2	10	.200	0	0	.000	1	1	2	3.3	1	2	4	0	1	8	15.8
vs. BYU	11/24	*	34	6	12	.500	4	7	.571	0	0	.000	0	1	1	2.9	1	1	1	1	2	16	15.8
vs. Minnesota	11/25	*	34	2	6	.333	1	4	.250	0	0	.000	1	1	2	2.7	0	0	2	1	0	5	14.0
LOUISIANA TECH	11/29	*	19	1	3	.333	0	2	.000	0	0	.000	0	3	3	2.7	1	4	2	0	1	2	12.3
UCF	12/3	*	33	4	12	.333	2	9	.222	2	4	.500	0	0	0	2.4	1	1	2	0	1	12	12.3
RHODE ISLAND	12/6	*	34	4	9	.200	1	5	.200	3	5	.600	1	1	2	2.3	0	4	5	0	0	12	12.2
at Arizona	12/9	*	35	4	13	.308	4	10	.400	1	2	.500	0	3	3	2.4	2	3	1	0	0	13	12.3
vs. Mercer	12/19	*	32	6	14	.429	4	11	.364	2	4	.500	0	4	4	2.5	0	3	2	1	1	18	12.8
TEXAS	12/22	*	28	5	11	.455	2	6	.333	2	3	.667	0	2	2	2.5	1	1	3	0	0	14	12.9
TEXAS A&M*	12/30	*	32	6	10	.600	5	9	.556	1	1	1.000	0	4	4	2.6	1	3	2	2	0	18	13.3
at Vanderbilt*	1/2	*	28	1	6	.167	0	3	.000	0	0	.000	0	1	1	2.5	0	1	1	0	1	2	12.5
at Georgia*	1/6	*	29	1	8	.125	1	7	.143	0	0	.000	0	0	0	2.3	0	1	0	1	1	3	11.9
SOUTH CAROLINA*	1/9	*	26	5	8	.625	3	6	.500	2	2	1.000	1	3	4	2.4	2	3	3	0	1	15	12.1
at LSU*	1/13	*	26	2	8	.250	2	7	.286	0	0	.000	0	1	1	2.4	1	0	1	0	1	6	11.7
AUBURN*	1/17	*	33	9	14	.643	8	13	.615	1	2	.500	0	1	1	2.3	1	2	3	0	0	27	12.6
MISSISSIPPI STATE*	1/20	*	35	3	11	.273	2	7	.286	1	2	.500	1	3	4	2.4	2	4	2	0	1	9	12.4
at Ole Miss*	1/23	*	27	1	8	.125	1	5	.200	0	0	.000	1	1	2	2.4	1	3	0	0	1	3	11.9
OKLAHOMA	1/27	*	23	3	4	.750	3	4	.750	0	0	.000	0	3	3	2.4	0	1	4	0	1	9	11.8
MISSOURI*	1/31	*	28	1	6	.167	0	5	.000	3	3	1.000	0	1	1	2.3	0	1	1	0	1	5	11.5
at Florida*	2/3	*	18	0	2	.000	0	2	.000	0	0	.000	0	3	3	2.3	1	1	2	0	0	0	11.0
at Mississippi State*	2/6	*	31	1	8	.125	1	7	.143	2	2	1.000	0	4	4	2.4	1	0	1	0	0	5	10.7
TENNESSEE*	2/10	*	27	4	7	.571	3	4	.750	3	4	.750	1	1	2	2.4	0	4	2	2	0	14	10.8
LSU*	2/13	*	29	4	5	.800	3	3	1.000	0	0	.000	0	5	5	2.5	1	1	3	0	0	11	10.8
at Kentucky*	2/17	*	29	3	11	.273	3	10	.300	4	4	1.000	0	1	1	2.4	1	3	3	0	1	13	10.9
at Auburn*	2/21	*	25	1	9	.111	1	9	.111	0	0	.000	0	2	2	2.4	1	4	3	0	0	3	10.6
ARKANSAS*	2/24	*	30	4	6	.667	4	6	.667	2	2	1.000	2	1	3	2.4	1	1	2	0	0	14	10.8
FLORIDA*	2/27	*	23	1	4	.250	1	4	.250	0	0	.000	0	0	0	2.4	2	0	2	0	0	3	10.5
at Texas A&M*	3/3	*	37	3	9	.333	1	4	.250	0	0	.000	1	7	8	2.5	3	1	3	1	1	7	10.4
vs. Texas A&M	3/8	*	25	0	5	.000	0	3	.000	0	0	.000	0	4	4	2.6	2	1	2	0	0	0	10.1
vs. Auburn	3/9	*	31	2	10	.200	1	8	.125	0	0	.000	1	3	4	2.6	1	2	1	0	0	5	9.9
vs. Kentucky	3/10	*	23	6	11	.545	5	9	.556	1	1	1.000	0	1	1	2.6	2	0	0	0	1	18	10.1
vs. Virginia Tech	3/15	*	29	6	9	.667	6	8	.750	2	2	1.000	2	1	3	2.6	0	3	2	0	0	20	10.4
vs. Villanova	3/17	*	24	1	5	.200	1	5	.200	0	0	.000	0	1	1	2.6	2	0	2	0	0	3	10.2

\* indicates Southeastern Conference opponent

**PETTY'S CAREER STATS**

YEAR	GP	GS	MIN	AVG	FG	FGA	PCT	3FG	3FGA	PCT	FT	FTA	PCT	OFF	DEF	TOT	AVG	PF	FO	AST	TO	BLK	STL	PTS	AVG
2017-18	36	29	1026	28.5	123	313	.393	90	242	.372	32	45	.711	14	78	92	2.6	36	0	65	74	9	17	368	10.2
<b>TOTAL</b>	<b>36</b>	<b>29</b>	<b>1026</b>	<b>28.5</b>	<b>123</b>	<b>313</b>	<b>.393</b>	<b>90</b>	<b>242</b>	<b>.372</b>	<b>32</b>	<b>45</b>	<b>.711</b>	<b>14</b>	<b>78</b>	<b>92</b>	<b>2.6</b>	<b>36</b>	<b>0</b>	<b>65</b>	<b>74</b>	<b>9</b>	<b>17</b>	<b>368</b>	<b>10.2</b>

**PETTY'S CAREER SEC STATS**

YEAR	GP	GS	MIN	AVG	FG	FGA	PCT	3FG	3FGA	PCT	FT	FTA	PCT	OFF	DEF	TOT	AVG	PF	FO	AST	TO	BLK	STL	PTS	AVG
2017-18	18	15	513	28.5	50	140	.357	39	111	.351	19	22	.864	7	39	46	2.6	19	0	33	34	6	9	158	8.8
<b>TOTAL</b>	<b>18</b>	<b>15</b>	<b>513</b>	<b>28.5</b>	<b>50</b>	<b>140</b>	<b>.357</b>	<b>39</b>	<b>111</b>	<b>.351</b>	<b>19</b>	<b>22</b>	<b>.864</b>	<b>7</b>	<b>39</b>	<b>46</b>	<b>2.6</b>	<b>19</b>	<b>0</b>	<b>33</b>	<b>34</b>	<b>6</b>	<b>9</b>	<b>158</b>	<b>8.8</b>



**24 Lawson Schaffer**

**SENIOR**

Guard • 5-11 • 168 • Cullman, Ala.  
Cullman HS

**CAREER HIGHS**

Points	5	2x last vs. Memphis (11/10/17)
Rebounds	2	at Georgia (3/5/16)
Assists	4	Alabama A&M (11/17/17)
Steals	1	9x, last vs. Villanova (3/17/18)
Blocks		
Minutes	14	vs. Florida (2/27/18)
Field Goals	2	vs. Memphis (11/10/17)
FG Att.	3	2x, last vs. Memphis (11/10/17)
3-Point FG	1	8x, last vs. Alabama A&M (11/17/17)
3-Point Att.	3	Missouri (2/6/16)
Free Throws	2	3x, last vs. Mississippi State (3/9/17)
FT Att.	2	4x, last vs. Mississippi State (3/9/17)

**2017-18 SEASON HIGHS**

Points	5	vs. Memphis (11/10/17)
Rebounds		
Assists	4	Alabama A&M (11/17/17)
Steals	1	5x, last vs. Villanova (3/17/18)
Blocks		
Minutes	14	vs. Florida (2/27/18)
Field Goals	2	vs. Memphis (11/10/17)
FG Att.	3	vs. Memphis (11/10/17)
3-Point FG	1	2x, last vs. Alabama A&M (11/17/17)
3-Point Att.	2	3x, last vs. Florida (2/27/18)
Free Throws		
FT Att.		

**MISCELLANEOUS STATS**

CATEGORY	2016-17	CAREER
Double-digit scoring		
20+ point games		
Double-digit rebounding		
Double-doubles		
Led UA in scoring		
Led UA in rebounding		
Led UA in three-pointers		
Led UA in assists	2	2
Led UA in steals	1	1
Led UA in blocks		
5+ assist games		
3+ three-pointers		
3+ steal games		
3+ block games		

**2017-18 (JUNIOR SEASON)**

- Played in 15 games during the season, including each of the first three contests
- Played a career-high 14 minutes off the bench collecting three assists and a steal vs. Florida (2/27)
- Tied his career high with five points in 11 minutes off the bench in the season opener against Memphis (11/10)
- Recorded a steal in the final two minutes of the home opener against Lipscomb (11/14)
- Hit a three-pointer to go along with a career-high four assists in nine minutes off the bench against Alabama A&M (11/17)
- Saw five minutes of action in the Round of 32 vs. No. 1 seed Villanova and dished out three assists (3/17)



**SCHAFFER'S 2017-18 GAME-BY-GAME STATS**

Opponent	Date	GS	Min	FG	FGA	Pct	3FG	3FGA	Pct	FT	FTA	Pct	Off	Def	Tot	Avg	PF	A	TO	Blk	Stl	Pts	Avg
vs. Memphis	11/10	11	2	3	667	1	2	.500	0	0	.000	0	0	0	0.0	2	2	0	0	1	5	5.0	
LIPSCOMB	11/14	2	0	0	.000	0	0	.000	0	0	.000	0	0	0	0.0	0	0	1	0	1	0	2.5	
ALABAMA A&M	11/17	9	1	2	.500	1	2	.500	0	0	.000	0	0	0	0.0	1	4	2	0	0	3	2.7	
UT ARLINGTON	11/21								DNP														
vs. BYU	11/24								DNP														
vs. Minnesota	11/25								DNP														
LOUISIANA TECH	11/29								DNP														
UCF	12/3								DNP														
RHODE ISLAND	12/6								DNP														
at Arizona	12/9								DNP														
vs. Mercer	12/19								DNP														
TEXAS	12/22								DNP														
TEXAS A&M*	12/30	2	0	0	.000	0	0	.000	0	0	.000	0	0	0	0.0	1	1	0	0	0	0	2.0	
at Vanderbilt*	1/2								DNP														
at Georgia*	1/6	3	0	0	.000	0	0	.000	0	0	.000	0	0	0	0.0	0	0	2	0	1	0	1.6	
SOUTH CAROLINA*	1/9								DNP														
at LSU*	1/13								DNP														
AUBURN*	1/17	1	0	0	.000	0	0	.000	0	0	.000	0	0	0	0.0	0	0	0	0	0	0	1.3	
MISSISSIPPI STATE*	1/20								DNP														
at Ole Miss*	1/23								DNP														
OKLAHOMA	1/27								DNP														
MISSOURI*	1/31	1	0	0	.000	0	0	.000	0	0	.000	0	0	0	0.0	0	0	0	0	0	0	1.1	
at Florida*	2/3								DNP														
at Mississippi State*	2/6								DNP														
TENNESSEE*	2/10								DNP														
LSU*	2/13	3	0	1	.000	0	1	.000	0	0	.000	0	0	0	0.0	0	0	1	0	0	0	1.0	
at Kentucky*	2/17	0+	0	0	.000	0	0	.000	0	0	.000	0	0	0	0.0	0	0	0	0	0	0	0.9	
at Auburn*	2/21	2	0	1	.000	0	1	.000	0	0	.000	0	0	0	0.0	0	0	0	0	0	0	0.8	
ARKANSAS*	2/24								DNP														
FLORIDA*	2/27	14	0	2	.000	0	2	.000	0	0	.000	0	0	0	0.0	3	3	1	0	1	0	0.7	
at Texas A&M*	3/3								DNP														
vs. Texas A&M	3/8								DNP														
vs. Auburn	3/9	2	0	0	.000	0	0	.000	0	0	.000	0	0	0	0.0	0	0	1	0	0	0	0.7	
vs. Kentucky	3/10	1	0	1	.000	0	1	.000	0	0	.000	0	0	0	0.0	0	0	0	0	0	0	0.6	
vs. Virginia Tech	3/15								DNP														
vs. Villanova	3/17	5	0	1	.000	0	1	.000	0	0	.000	0	0	0	0.0	0	3	0	0	1	0	0.6	

\* indicates Southeastern Conference opponent

**SCHAFFER'S CAREER STATS**

YEAR	GP	GS	MIN	AVG	FG	FGA	PCT	3FG	3FGA	PCT	FT	FTA	PCT	OFF	DEF	TOT	AVG	PF	FO	AST	TO	BLK	STL	PTS	AVG
2015-16	16	0	32	2.0	2	10	.200	2	9	.222	2	4	.500	2	0	2	0.1	3	0	2	1	0	1	8	0.5
2016-17	17	0	28	1.6	4	10	.400	4	8	.500	4	4	1.000	1	3	4	0.2	1	0	5	1	0	3	16	0.9
2017-18	14	0	56	4.0	3	11	.273	2	10	.200	0	0	.000	0	0	0	0.0	7	0	13	8	0	5	8	0.6
<b>TOTAL</b>	<b>47</b>	<b>0</b>	<b>116</b>	<b>2.5</b>	<b>9</b>	<b>31</b>	<b>.290</b>	<b>8</b>	<b>27</b>	<b>.296</b>	<b>6</b>	<b>8</b>	<b>.750</b>	<b>3</b>	<b>3</b>	<b>6</b>	<b>0.1</b>	<b>11</b>	<b>0</b>	<b>20</b>	<b>10</b>	<b>0</b>	<b>9</b>	<b>32</b>	<b>0.7</b>

**SCHAFFER'S CAREER SEC STATS**

YEAR	GP	GS	MIN	AVG	FG	FGA	PCT	3FG	3FGA	PCT	FT	FTA	PCT	OFF	DEF	TOT	AVG	PF	FO	AST	TO	BLK	STL	PTS	AVG
2015-16	9	0	19	2.1	2	7	.286	2	7	.286	2	4	.500	2	0	2	0.2	2	0	2	1	0	0	8	0.9
2016-17	7	0	13	1.9	1	4	.250	1	3	.333	2	2	1.000	1	3	4	0.6	1	0	4	1	0	0	5	0.7
2017-18	8	0	26	3.3	0	4	.000	0	4	.000	0	0	.000	0	0	0	0.0	4	0	4	4	0	2	0	0.0
<b>TOTAL</b>	<b>24</b>	<b>0</b>	<b>58</b>	<b>2.4</b>	<b>3</b>	<b>15</b>	<b>.200</b>	<b>3</b>	<b>14</b>	<b>.214</b>	<b>4</b>	<b>6</b>	<b>.667</b>	<b>3</b>	<b>3</b>	<b>6</b>	<b>0.3</b>	<b>7</b>	<b>0</b>	<b>10</b>	<b>6</b>	<b>0</b>	<b>2</b>	<b>13</b>	<b>0.5</b>





**30 Galin Smith**

**SOPHOMORE**

Forward • 6-9 • 235 • Clinton, Miss.  
Clinton HS

**CAREER HIGHS**

Points	10	vs. Minnesota (11/25/17)
Rebounds	8	vs. Minnesota (11/25/17)
Assists	1	3x, last vs. Virginia Tech (3/15/18)
Steals	1	2x, last at Texas A&M (3/3/18)
Blocks	4	at Texas A&M (3/3/18)
Minutes	29	at LSU (1/13/18)
Field Goals	4	2x, last vs. Texas A&M (3/8/18)
FG Att.	5	4x, last vs. Texas A&M (3/8/18)
3-Point FG		
3-Point Att.		
Free Throws	4	vs. Minnesota (11/25/17)
FT Att.	5	vs. Minnesota (11/25/17)

**2017-18 SEASON HIGHS**

Points	10	vs. Minnesota (11/25/17)
Rebounds	8	vs. Minnesota (11/25/17)
Assists	1	3x, last vs. Virginia Tech (3/15/18)
Steals	1	2x, last at Texas A&M (3/3/18)
Blocks	4	at Texas A&M (3/3/18)
Minutes	29	at LSU (1/13/18)
Field Goals	4	2x, last vs. Texas A&M (3/8/18)
FG Att.	5	4x, last vs. Texas A&M (3/8/18)
3-Point FG		
3-Point Att.		
Free Throws	4	vs. Minnesota (11/25/17)
FT Att.	5	vs. Minnesota (11/25/17)

**MISCELLANEOUS STATS**

CATEGORY	2017-18	CAREER
Double-digit scoring	1	1
20+ point games		
Double-digit rebounding		
Double-doubles		
Led UA in scoring		
Led UA in rebounding	1	1
Led UA in three-pointers		
Led UA in assists		
Led UA in steals	1	1
Led UA in blocks	7	7
5+ assist games		
3+ three-pointers		
3+ steal games		
3+ block games	3	3

**2017-18 (FRESHMAN SEASON)**

- Named to SEC First-Year Academic Honor Roll
- Made the first start of his Alabama career in the SEC tournament opener vs. Texas A&M, finishing with eight points, three rebounds and a block (3/8)
- Went 3-for-3 from the field and finished with eight points and six rebounds in the SEC tournament quarterfinals vs. Auburn (3/9)
- Led the team in rebounds (8) and shot 3-of-5 from the floor to total 10 points, while totaling three blocks and one steal against then-No. 14 Minnesota (11/25)
- Collected five points and four rebounds in 13 minutes off the bench in the home opener vs. Lipscomb (11/14)
- Scored eight points on 4-of-5 shooting while adding four rebounds and one block against LSU (1/13)
- Was perfect from the field (3-for-3) to total seven points in 18 minutes off the bench against Alabama A&M (11/17)
- Made collegiate debut and finished with two points and two rebounds in 13 minutes off the bench in the season opener against Memphis (11/10)
- Saw six minutes of action off the bench against BYU (11/24)
- Blocked two shots and grabbed three rebounds in 12 minutes against Louisiana Tech (11/29)
- Grabbed three rebounds in three minutes off the bench against UCF (12/3)
- Blocked two shots while pulling down a rebound and scoring two points in seven minutes off the bench against then-No. 5 Texas A&M (12/30)
- Went 3-of-3 from the floor to score six points, while adding four rebound vs. South Carolina (1/9)
- Led the team in blocks (3) while adding four points and one rebound against then-No. 17 Auburn (1/17)
- Recorded a season-high of four blocks to go along with four points, four rebounds and a steal at Texas A&M (3/3)
- Added eight points, three rebounds, one assist and one block in UA's NCAA tournament game vs. Virginia Tech (3/15)
- Scored five points and added three rebounds in the Round of 32 vs. No. 1 seed Villanova (3/17)



**SMITH'S 2017-18 GAME-BY-GAME STATS**

Opponent	Date	GS	Min	FG	FGA	Pct	3FG	FGA	Pct	FT	FTA	Pct	Off	Def	Tot	Avg	PF	A	TO	Blk	Stl	Pts	Avg
vs. Memphis	11/10	13	1	1	1.000	0	0	0	.000	0	0	.000	1	1	2	2.0	5	0	2	0	0	2	2.0
LIPSCOMB	11/14	13	2	5	400	0	0	0	.000	1	3	.333	1	3	4	3.0	3	0	1	1	0	5	3.5
ALABAMA A&M	11/17	18	3	3	1.000	0	0	0	.000	1	4	.250	2	1	3	3.0	4	1	0	1	0	7	4.7
UT ARLINGTON	11/21	9	1	1	1.000	0	0	0	.000	0	2	.000	0	0	0	2.3	1	0	0	0	0	2	4.0
vs. BYU	11/24	6	0	0	.000	0	0	0	.000	0	0	.000	0	0	0	1.8	2	0	0	0	0	0	3.2
vs. Minnesota	11/25	26	3	5	.600	0	0	0	.000	4	5	.800	4	4	8	2.8	2	0	1	3	1	10	4.3
LOUISIANA TECH	11/29	12	1	2	.500	0	0	0	.000	0	0	.000	1	2	3	2.9	2	0	2	2	0	2	4.0
UCF	12/3	3	0	2	.000	0	0	0	.000	0	0	.000	2	1	3	2.9	0	0	0	0	0	0	3.5
RHODE ISLAND	12/6	1	0	0	.000	0	0	0	.000	0	2	.000	0	0	0	2.6	0	0	0	0	0	0	3.1
at Arizona	12/9	3	0	0	.000	0	0	0	.000	0	0	.000	0	0	0	2.3	2	0	0	0	0	0	2.8
vs. Mercer	12/19								DNP														
TEXAS	12/22	4	1	2	.500	0	0	0	.000	0	0	.000	1	0	1	2.2	0	0	0	0	0	2	2.7
TEXAS A&M*	12/30	7	1	2	.500	0	0	0	.000	0	0	.000	1	0	1	2.1	1	0	0	2	0	2	2.7
at Vanderbilt*	1/2	1	0	0	.000	0	0	0	.000	0	0	.000	0	0	0	1.9	0	0	0	0	0	0	2.5
at Georgia*	1/6	18	0	4	.000	0	0	0	.000	0	0	.000	1	2	3	2.9	4	2	0	0	0	0	2.3
SOUTH CAROLINA*	1/9	19	3	3	1.000	0	0	0	.000	0	0	.000	1	3	4	2.1	3	0	2	0	0	6	2.5
at LSU*	1/13	29	4	5	.800	0	0	0	.000	0	0	.000	2	2	4	2.3	1	0	0	1	0	8	2.9
AUBURN*	1/17	17	2	2	1.000	0	0	0	.000	0	2	.000	1	0	1	2.2	5	0	3	3	0	4	2.9
MISSISSIPPI STATE*	1/20	9	1	4	.250	0	0	0	.000	0	0	.000	2	1	3	2.2	3	0	1	0	0	2	2.9
at Ole Miss*	1/23	10	1	2	.500	0	0	0	.000	0	1	.000	1	0	1	2.2	0	0	2	2	0	2	2.8
OKLAHOMA	1/27								DNP														
MISSOURI*	1/31	10	1	1	1.000	0	0	0	.000	0	0	.000	1	2	3	2.2	2	0	0	0	0	2	2.8
at Florida*	2/3	6	0	0	.000	0	0	0	.000	0	0	.000	0	0	0	2.1	0	0	1	0	0	0	2.7
at Mississippi State*	2/6	8	0	0	.000	0	0	0	.000	0	0	.000	0	2	2	2.1	2	0	0	0	0	0	2.5
TENNESSEE*	2/10	12	1	1	1.000	0	0	0	.000	0	1	.000	0	0	0	2.0	0	0	0	2	0	2	2.5
LSU*	2/13	8	1	1	1.000	0	0	0	.000	0	0	.000	0	0	0	1.9	0	0	1	1	0	2	2.5
at Kentucky*	2/17	4	0	0	.000	0	0	0	.000	0	0	.000	0	0	0	1.8	0	0	0	0	0	0	2.4
at Auburn*	2/21	8	0	0	.000	0	0	0	.000	0	2	.000	1	0	1	1.8	0	1	0	0	0	0	2.3
ARKANSAS*	2/24								DNP														
FLORIDA*	2/27	13	0	1	.000	0	0	0	.000	0	0	.000	0	1	1	1.8	3	0	2	0	0	0	2.2
at Texas A&M*	3/3	21	2	4	.500	0	0	0	.000	0	4	.000	1	3	4	1.9	3	0	1	4	1	4	2.3
vs. Texas A&M	3/8	*	23	4	5	.800	0	0	.000	0	0	.000	0	3	3	1.9	1	0	0	1	0	8	2.5
vs. Auburn	3/9	*	22	3	3	1.000	0	0	.000	2	4	.500	2	4	6	2.0	1	0	1	0	0	8	2.7
vs. Kentucky	3/10	*	16	0	0	.000	0	0	.000	0	0	.000	0	0	0	2.0	4	0	1	0	0	0	2.6
vs. Virginia Tech	3/15		19	4	5	.800	0	0	.000	0	0	.000	2	1	3	2.0	0	1	0	1	0	8	2.8
vs. Villanova	3/17	10	2	3	.667	0	0	0	.000	1	2	.500	1	2	3	2.0	0	0	0	0	0	5	2.8

\* indicates Southeastern Conference opponent

**SMITH'S CAREER STATS**

YEAR	GP	GS	MIN	AVG	FG	FGA	PCT	3FG	3FGA	PCT	FT	FTA	PCT	OFF	DEF	TOT	AVG	PF	FO	AST	TO	BLK	STL	PTS	AVG
2017-18	33	3	398	12.1	42	67	.627	0	0	.000	9	32	.281	29	38	67	2.0	54	2	3	23	24	2	93	2.8
<b>TOTAL</b>	<b>33</b>	<b>3</b>	<b>398</b>	<b>12.1</b>	<b>42</b>	<b>67</b>	<b>.627</b>	<b>0</b>	<b>0</b>	<b>.000</b>	<b>9</b>	<b>32</b>	<b>.281</b>	<b>29</b>	<b>38</b>	<b>67</b>	<b>2.0</b>	<b>54</b>	<b>2</b>	<b>3</b>	<b>23</b>	<b>24</b>	<b>2</b>	<b>93</b>	<b>2.8</b>

**SMITH'S CAREER SEC STATS**

YEAR	GP	GS	MIN	AVG	FG	FGA	PCT	3FG	3FGA	PCT	FT	FTA	PCT	OFF	DEF	TOT	AVG	PF	FO	AST	TO	BLK	STL	PTS	AVG
2017-18	17	0	200	11.8	17	30	.567	0	0	.000	0	10	.000	12	16	28	1.6	27	1	1	15	15	1	34	2.0
<b>TOTAL</b>	<b>17</b>	<b>0</b>	<b>200</b>	<b>11.8</b>	<b>17</b>	<b>30</b>	<b>.567</b>	<b>0</b>	<b>0</b>	<b>.000</b>	<b>0</b>	<b>10</b>	<b>.000</b>	<b>12</b>	<b>16</b>	<b>28</b>	<b>1.6</b>	<b>27</b>	<b>1</b>	<b>1</b>	<b>15</b>	<b>15</b>	<b>1</b>	<b>34</b>	<b>2.0</b>



**34 Tevin Mack**

**JUNIOR**

Guard/Forward • 6-6 • 223 • Columbia, S.C.  
Dreher HS/Texas

**CAREER HIGHS**

Points	27	Oklahoma State (1/4/17)
Rebounds	12	vs. Arkansas (12/17/16)
Assists	2	5x, last vs. Kent State (12/27/16)
Steals	1	10x, last at Kansas State (12/30/16)
Blocks	2	at Kansas State (12/30/16)
Minutes	39	Oklahoma State (1/4/17)
Field Goals	10	Oklahoma State (1/4/17)
FG Att.	17	Oklahoma State (1/4/17)
3-Point FG	5	2x, last at Iowa State (2/13/16)
3-Point Att.	12	at Iowa State (2/13/16)
Free Throws	6	Long Beach State (12/10/16)
FT Att.	10	vs. Northwestern (11/21/16)

**2017-18 SEASON HIGHS**

Points	
Rebounds	
Assists	
Steals	
Blocks	
Minutes	
Field Goals	
FG Att.	
3-Point FG	
3-Point Att.	
Free Throws	
FT Att.	

**MISCELLANEOUS STATS**

CATEGORY	2017-18	CAREER
Double-digit scoring		16
20+ point games		3
Double-digit rebounding		1
Double-doubles		1
Led UA in scoring		
Led UA in rebounding		
Led UA in three-pointers		
Led UA in assists		
Led UA in steals		
Led UA in blocks		
5+ assist games		
3+ three-pointers		11
3+ steal games		
3+ block games		

**2015-17 (AT TEXAS)**

- Transferred from Texas and sat out the 2017-18 season due to NCAA transfer rules.
- Played in 48 games making 10 starts in his two seasons at Texas
- Finished with double-digit points 16 times including three games of 20 or more points
- Reached double-figures in points in 11 of his final 15 games with the Longhorns
- Led the team in 2016-17 in scoring average (14.8 ppg) and three-point percentage (.391) despite playing just 15 games
- Shot .459 from the floor and led the team in minutes through the first 15 games (31.3)
- Set career highs in scoring (27 points), field goals made and attempted (10-of-17) and minutes played (39) against Oklahoma State (1/4), while tying his season-high makes with four three-pointers
- Recorded first double-double with 20 points and a career-best 12 rebounds against Arkansas (12/17)
- Scored 18 points to lead the team against Northwestern (11/21)
- Had a team-high 19 points against UT Arlington (11/29)
- Playing against the Tide (12/2), he scored 11 points, all in the second half, grabbed seven rebounds, and recorded two assists and one steal in what was his first collegiate start
- Scored a game-high 18 points at Michigan (12/6)
- Led the team with 18 points, including 16 in the second half against Long Beach State (12/10)
- Finished with 18 points in 21 minutes against UAB (12/21)
- Scored 15 points at Iowa State (1/7) to go along with six rebounds
- Played in all 33 contests as a freshman in 2015-16 averaging 5.1 points per game
- Led all scorers with a season-high 20 points against Connecticut (12/29) to go along with a season-best six rebounds
- Finished with 17 points against UT-San Antonio (12/8)
- Tied for the team lead with 18 points at Iowa State (2/13)
- Scored first points against Washington (11/14) where he finished with seven and added four rebounds
- Scored 14 against Iowa State (1/12) and added two assists
- Scored 10 points against West Virginia (2/16).



**MACK'S CAREER STATS**

YEAR	GP	GS	MIN	AVG	FG	FGA	PCT	3FG	3FGA	PCT	FT	FTA	PCT	OFF	DEF	TOT	AVG	PF	FO	AST	TO	BLK	STL	PTS	AVG
2015-16	33	0	440	13.3	51	176	.290	34	114	.298	32	50	.640	19	47	66	2.0	42	0	11	18	9	8	168	5.1
2016-17	15	10	470	31.3	79	172	.459	34	87	.391	30	51	.588	21	51	72	4.8	24	0	12	21	8	7	222	14.8
<b>TOTAL</b>	<b>48</b>	<b>10</b>	<b>910</b>	<b>18.9</b>	<b>130</b>	<b>348</b>	<b>.374</b>	<b>68</b>	<b>201</b>	<b>.338</b>	<b>62</b>	<b>101</b>	<b>.614</b>	<b>40</b>	<b>98</b>	<b>138</b>	<b>2.9</b>	<b>66</b>	<b>0</b>	<b>23</b>	<b>39</b>	<b>17</b>	<b>15</b>	<b>390</b>	<b>8.1</b>



15

6-8 • 200 • So.

Forward

**TYLER BARNES**

Louisville, Ky. (St. Xavier HS)

**2017-18 (FRESHMAN SEASON)**

- Named to the SEC First Year Academic Honor Roll
- Earned a spot through walk-on tryouts in late October
- Elevated from practice player to full-time walk-on in mid-November
- Played in four contests on the year
- One of seven to earn team's Student Academic Achievement Award

**BEFORE ALABAMA**

- Attended St. Xavier High School under head coach Kevin Klein
- Averaged 10.2 points, 8.7 rebounds, while shooting 48.7 percent from the field and 50 percent from beyond the arc
- Led team to the 26th district championship and region runner-ups in 2016
- Named captain of the varsity basketball team as a senior
- Honored as the Louisville Catholic Sports Featured Athlete in Dec., 2016
- Awarded U.S. Army player of the game in February 2017
- Off the court, he was a National Merit Finalist in 2017, Kentucky Governor's Scholar in 2016 and a Scholastic Athlete in 2017.

**PERSONAL**

13

6-9 • 265 • Fr.

Forward

**JAVIAN DAVIS-FLEMING**

Canton, Miss. (Canton HS)

**BEFORE ALABAMA**

- Attended St. Xavier High School under head coach Kevin Klein
- Averaged 10.2 points, 8.7 rebounds, while shooting 48.7 percent from the field and 50 percent from beyond the arc
- Led team to the 26th district championship and region runner-ups in 2016
- Named captain of the varsity basketball team as a senior
- Honored as the Louisville Catholic Sports Featured Athlete in Dec., 2016
- Awarded U.S. Army player of the game in February 2017
- Off the court, he was a National Merit Finalist in 2017, Kentucky Governor's Scholar in 2016 and a Scholastic Athlete in 2017.

**PERSONAL**

- Son of Kajwana Davis
- Has one brother, Jamarion, and one sister, Jamyiah
- Majoring in physical education
- Born Sept. 9, 1999

**BEFORE ALABAMA**

- Considered one of the top prep players in the country
- Reclassified to 2018-19 after graduating early from Hazel Green High School
- Enrolled in classes at the University of Alabama for the fall, making him eligible to suit up for the Crimson Tide immediately
- Five-star prospect who is ranked as the No. 5 point guard and the No. 26 overall player by 247Sports
- Named the Alabama 6A Player of the year and the Huntsville Regional Player of the Year in 2018
- Also named to the Alabama Sports Writers Association Super 5 team and was a finalist for the Mr. Basketball award in 2018
- Finished his senior season averaging 28.5 points, 5.9 rebounds, 4.5 assists and 3.9 steals to lead the Trojans to the state semifinals this past season
- Took part in the USA Under-18 national team tryouts in June and was a participant in the Adidas All-American camp in July
- Joined teammates Herbert Jones and John Petty in Los Angeles for the Nike Skills Academy, making the Crimson Tide the only team in the nation to have three players represented at the prestigious event
- Chose Alabama over the likes of Indiana, Kansas, Baylor, Providence and Auburn, among others

**PERSONAL****BEFORE ALABAMA**

- A four-year letterwinner under head coach Rapheal Graves
- Rated by ESPN as a four-star recruit, the top-ranked prospect in the state of Alabama and the 22nd-best shooting guard in the nation
- 247Sports.com ranks him as the No. 39 shooting guard in the country
- Won four consecutive 1A state titles in high school as his team became just the fifth program in AHSAA history to accomplish the feat
- Named the 1A Player of the Year and tabbed a first team all-state honoree in 2016, 2017 and 2018
- Runner-up for the Mr. Basketball award in the state of Alabama in 2018
- Averaged 23.2 points, 12.4 rebounds and 3.0 assists per game as a senior, helping lead Sacred Heart to the school's fourth straight state title
- Scored 27 points while finishing with six rebounds, five steals, four assists and four blocks in the 2017 state title game where he won MVP honors
- Averaged 18.6 points, 9.2 rebounds and 3.5 assists as a junior
- Chose Alabama over Auburn, Iowa State, Wichita State and Georgia, among others

**PERSONAL**

## 2017-18 RESULTS

**2017-18 Alabama Basketball**  
Alabama Season Schedule/Results & Leaders (FINAL STATS)  
**All games**

<b>RECORD:</b>	<b>OVERALL</b>	<b>HOME</b>	<b>AWAY</b>	<b>NEUTRAL</b>
ALL GAMES	20-16	12-5	2-8	6-3
CONFERENCE	8-10	6-3	2-7	0-0
NON-CONFERENCE	12-6	6-2	0-1	6-3

<b>Date</b>	<b>Opponent</b>	<b>Score</b>	<b>Att.</b>	<b>High Points</b>	<b>High Rebounds</b>
11/10/17	#vs Memphis	W 82-70	3238	(20)Ingram, Dazon	(11)Hall, Donta
11/14/17	LIPSCOMB	W 86-64	12325	(22)Sexton, Collin	(9)Reese, Alex
11/17/17	ALABAMA A&M	W 104-67	11948	(30)Petty, John	(8)Reese, Alex
					(8)Jones, Herbert
11/21/17	UT ARLINGTON	W 77-76	11737	(29)Sexton, Collin	(9)Jones, Herbert
11/24/17	%vs BYU	W 71-59	1240	(16)Petty, John	(9)Hall, Donta
11/25/17	%vs Minnesota	84-89 L	3469	(40)Sexton, Collin	(8)Smith, Galin
11/29/17	LOUISIANA TECH	W 77-74	12062	(22)Ingram, Dazon	(9)Ingram, Dazon
				(22)Sexton, Collin	
12/3/17	UCF	62-65 L	13534	(20)Hall, Donta	(7)Ingram, Dazon
12/6/17	RHODE ISLAND	W 68-64	12807	(13)Hall, Donta	(14)Ingram, Dazon
					(14)Hall, Donta
12/9/17	at Arizona	82-88 L	14644	(30)Sexton, Collin	(12)Hall, Donta
12/19/17	+vs Mercer	W 80-79	4799	(21)Sexton, Collin	(8)Ingram, Dazon
12/22/17	@TEXAS	50-66 L	16146	(14)Petty, John	(8)Ingram, Dazon
12/30/17	*TEXAS A&M	W 79-57	14218	(18)Petty, John	(8)Jones, Herbert
1/2/18	*at Vanderbilt	75-76 L	9519	(24)Sexton, Collin	(6)Hall, Donta
					(6)Ingram, Dazon
					(6)Key, Braxton
1/6/18	*at Georgia	46-65 L	10523	(23)Sexton, Collin	(6)Hall, Donta
1/9/18	*SOUTH CAROLINA	W 76-62	10909	(15)Petty, John	(7)Hall, Donta
1/13/18	*at LSU	W 74-66	13600	(18)Ingram, Dazon	(10)Ingram, Dazon
1/17/18	*AUBURN	W 76-71	15383	(27)Petty, John	(9)Key, Braxton
1/20/18	*MISSISSIPPI STATE	W 68-62	15383	(16)Key, Braxton	(8)Ingram, Dazon
1/23/18	*at Ole Miss	66-78 L	8099	(14)Hall, Donta	(8)Ingram, Dazon
1/27/18	!OKLAHOMA	W 80-73	15383	(18)Sexton, Collin	(9)Giddens, Daniel
1/31/18	*MISSOURI	60-69 L	11603	(23)Sexton, Collin	(4)Sexton, Collin
					(4)Hall, Donta
					(4)Jones, Herbert
2/3/18	*at Florida	W 68-50	10845	(17)Sexton, Collin	(11)Hall, Donta
2/6/18	*at Mississippi State	63-67 L	7095	(18)Sexton, Collin	(6)Hall, Donta
					(6)Key, Braxton
2/10/18	*TENNESSEE	W 78-50	15383	(17)Hall, Donta	(11)Hall, Donta
2/13/18	*LSU	W 80-65	11154	(20)Hall, Donta	(8)Hall, Donta
2/17/18	*at Kentucky	71-81 L	23220	(16)Hall, Donta	(6)Hall, Donta
2/21/18	*at Auburn	71-90 L	9121	(25)Sexton, Collin	(8)Key, Braxton
2/24/18	*ARKANSAS	73-76 L	15383	(16)Key, Braxton	(8)Hall, Donta
2/27/18	*FLORIDA	52-73 L	12282	(14)Sexton, Collin	(8)Reese, Alex
					(8)Key, Braxton
3/3/18	*at Texas A&M	66-68 L	10755	(23)Sexton, Collin	(8)Petty, John
3/8/18	^vs Texas A&M	W 71-70	15129	(27)Sexton, Collin	(9)Ingram, Dazon
3/9/18	^vs Auburn	W 81-63	16364	(31)Sexton, Collin	(10)Key, Braxton
3/10/18	^vs Kentucky	63-86 L	18729	(21)Sexton, Collin	(7)Giddens, Daniel
3/15/18	\$vs Virginia Tech	W 86-83	18715	(25)Sexton, Collin	(7)Ingram, Dazon
3/17/18	\$vs Villanova	58-81 L	19015	(17)Sexton, Collin	(7)Ingram, Dazon

\* = Conference game

# = Veterans Classic (Annapolis, Md.)

% = Barclays Classic (Brooklyn, N.Y.)

+ = Rocket City Classic (Huntsville, Ala.)

@ = Vulcan Classic (Birmingham, Ala.)

! = Big 12/SEC Challenge

^ = SEC Tournament (St. Louis, Mo.)

\$ = NCAA Tournament (Pittsburgh, Pa.)

<b>Attendance Summary</b>	<b>Games</b>	<b>Attend</b>	<b>Avg/Game</b>
Home	17	227640	13391
Away	10	117421	11742
Neutral	9	100698	11189
Total	36	445759	12382

**2017-18 Alabama Basketball**  
**Alabama Combined Team Statistics (FINAL STATS)**  
**All games**

Overall record: 20-16 Conf: 8-10 Home: 12-5 Away: 2-8 Neutral: 6-3

##	Player	gp-gs	min	Total		3-Point		F-Throw		Rebounds				pf	dq	a	to	blk	stl	pts	avg	
				avg	fg-fga	fg%	3fg-fga	3fg%	ft-fa	ft%	off	def	tot									avg
02	Sexton, Collin	33-32	987	29.9	196-438	.447	44-131	.336	196-252	.778	34	90	124	3.8	81	3	119	92	3	28	632	19.2
00	Hall, Donta	34-31	806	23.7	151-208	.726	0-0	.000	60-108	.556	76	148	224	6.6	59	0	20	43	68	24	362	10.6
23	Petty, John	36-29	1026	28.5	123-313	.393	90-242	.372	32-45	.711	14	78	92	2.6	36	0	65	74	9	17	368	10.2
12	Ingram, Dazon	35-33	1007	28.8	100-235	.426	19-67	.284	122-177	.689	33	167	200	5.7	93	3	92	79	12	30	341	9.7
25	Key, Braxton	26-17	656	25.2	65-159	.409	16-64	.250	36-54	.667	37	101	138	5.3	51	0	48	46	11	27	182	7.0
01	Norris, Riley	9-3	166	18.4	16-37	.432	6-20	.300	5-8	.625	6	16	22	2.4	19	0	6	5	0	4	43	4.8
05	Johnson Jr, Avery	36-0	501	13.9	51-146	.349	20-67	.299	32-40	.800	12	27	39	1.1	54	1	27	19	1	17	154	4.3
04	Giddens, Daniel	34-18	451	13.3	58-99	.586	0-0	.000	28-48	.583	28	58	86	2.5	95	2	8	34	35	14	144	4.2
10	Jones, Herbert	35-13	741	21.2	58-142	.408	7-26	.269	24-48	.500	29	92	121	3.5	94	4	48	56	22	44	147	4.2
03	Reese, Alex	32-1	370	11.6	46-118	.390	24-74	.324	11-14	.786	22	67	89	2.8	33	0	9	21	7	15	127	4.0
30	Smith, Galin	33-3	398	12.1	42-67	.627	0-0	.000	9-32	.281	29	38	67	2.0	54	2	3	23	24	2	93	2.8
33	Fuller, Landon	2-0	5	2.5	1-1	1.000	1-1	1.000	0-0	.000	0	0	0	0.0	0	0	0	0	0	0	3	1.5
24	Schaffer, Lawson	14-0	56	4.0	3-11	.273	2-10	.200	0-0	.000	0	0	0	0.0	7	0	13	8	0	5	8	0.6
15	Barnes, Tyler	4-0	7	1.8	0-1	.000	0-1	.000	0-2	.000	0	0	0	0.0	0	0	0	0	0	1	0	0.0
Team											40	51	91		1		13					
Total.....		36	7177		910-1975	.461	229-703	.326	555-828	.670	360	933	1293	35.9	677	15	458	513	192	228	2604	72.3
Opponents.....		36	7201		877-2108	.416	262-798	.328	527-769	.685	417	867	1284	35.7	722	13	427	472	134	237	2543	70.6

**TEAM STATISTICS**

	UA	OPP
SCORING	2604	2543
Points per game	72.3	70.6
Scoring margin	+1.7	-
FIELD GOALS-ATT	910-1975	877-2108
Field goal pct	.461	.416
3 POINT FG-ATT	229-703	262-798
3-point FG pct	.326	.328
3-pt FG made per game	6.4	7.3
FREE THROWS-ATT	555-828	527-769
Free throw pct	.670	.685
F-Throws made per game	15.4	14.6
REBOUNDS	1293	1284
Rebounds per game	35.9	35.7
Rebounding margin	+0.3	-
ASSISTS	458	427
Assists per game	12.7	11.9
TURNOVERS	513	472
Turnovers per game	14.3	13.1
Turnover margin	-1.1	-
Assist/turnover ratio	0.9	0.9
STEALS	228	237
Steals per game	6.3	6.6
BLOCKS	192	134
Blocks per game	5.3	3.7
ATTENDANCE	227640	218119
Home games-Avg/Game	17-13391	10-11742
Neutral site-Avg/Game	-	9-11189

**Score by Periods**

	1st	2nd	Totals
Alabama	1210	1394	2604
Opponents	1220	1323	2543

Date	Opponent	Score	Att.
# 11/10/17	vs Memphis	w 82-70	3238
11/14/17	LIPSCOMB	w 86-64	12325
11/17/17	ALABAMA A&M	w 104-67	11948
11/21/17	UT ARLINGTON	w 77-76	11737
% 11/24/17	vs BYU	w 71-59	1240
% 11/25/17	vs Minnesota	L 84-89	3469
11/29/17	LOUISIANA TECH	w 77-74	12062
12/3/17	UCF	L 62-65	13534
12/6/17	RHODE ISLAND	w 68-64	12807
12/9/17	at Arizona	L 82-88	14644
+ 12/19/17	vs Mercer	w 80-79	4799
@ 12/22/17	TEXAS	L 50-66	16146
* 12/30/17	TEXAS A&M	w 79-57	14218
* 1/2/18	at Vanderbilt	L 75-76	9519
* 1/6/18	at Georgia	L 46-65	10523
* 1/9/18	SOUTH CAROLINA	w 76-62	10909
* 1/13/18	at LSU	w 74-66	13600
* 1/17/18	AUBURN	w 76-71	15383
* 1/20/18	MISSISSIPPI STATE	w 68-62	15383
* 1/23/18	at Ole Miss	L 66-78	8099
! 1/27/18	OKLAHOMA	w 80-73	15383
* 1/31/18	MISSOURI	L 60-69	11603
* 2/3/18	at Florida	w 68-50	10845
* 2/6/18	at Mississippi State	L 63-67	7095
* 2/10/18	TENNESSEE	w 78-50	15383
* 2/13/18	LSU	w 80-65	11154
* 2/17/18	at Kentucky	L 71-81	23220
* 2/21/18	at Auburn	L 71-90	9121
* 2/24/18	ARKANSAS	L 73-76	15383
* 2/27/18	FLORIDA	L 52-73	12282
* 3/3/18	at Texas A&M	L 66-68	10755
^ 3/8/18	vs Texas A&M	w 71-70	15129
^ 3/9/18	vs Auburn	w 81-63	16364
^ 3/10/18	vs Kentucky	L 63-86	18729
\$ 3/15/18	vs Virginia Tech	w 86-83	18715
\$ 3/17/18	vs Villanova	L 58-81	19015

\* = Conference game  
# = Veterans Classic (Annapolis, Md.)  
% = Barclays Classic (Brooklyn, N.Y.)  
+ = Rocket City Classic (Huntsville, Ala.)  
@ = Vulcan Classic (Birmingham, Ala.)  
! = Big 12/SEC Challenge  
^ = SEC Tournament (St. Louis, Mo.)  
\$ = NCAA Tournament (Pittsburgh, Pa.)

**2017-18 Alabama Basketball  
Alabama Combined Team Statistics (FINAL STATS)  
Conference games only**

<b>RECORD:</b>	<b>OVERALL</b>	<b>HOME</b>	<b>AWAY</b>	<b>NEUTRAL</b>
ALL GAMES	8-10	6-3	2-7	0-0
CONFERENCE	8-10	6-3	2-7	0-0
NON-CONFERENCE	0-0	0-0	0-0	0-0

#	Player	gp-gs	min	avg	Total		3-Point		F-Throw		Rebounds				pf	dq	a	to	blk	stl	pts	avg
					fg-fga	fg%	3fg-fga	3fg%	ft-fga	ft%	off	def	tot	avg								
02	Sexton, Collin	16-15	464	29.0	83-208	.399	16-66	.242	86-112	.768	14	45	59	3.7	41	2	61	43	3	13	268	16.8
00	Hall, Donta	17-14	406	23.9	77-104	.740	0-0	.000	31-62	.500	39	72	111	6.5	30	0	7	19	28	14	185	10.9
12	Ingram, Dazon	17-16	469	27.6	46-102	.451	11-38	.289	55-73	.753	11	71	82	4.8	43	1	38	36	7	16	158	9.3
23	Petty, John	18-15	513	28.5	50-140	.357	39-111	.351	19-22	.864	7	39	46	2.6	19	0	33	34	6	9	158	8.8
25	Key, Braxton	18-12	466	25.9	54-119	.454	13-45	.289	26-38	.684	26	76	102	5.7	34	0	35	34	8	18	147	8.2
05	Johnson Jr, Avery	18-0	280	15.6	27-80	.338	13-40	.325	19-23	.826	8	17	25	1.4	33	1	16	9	1	8	86	4.8
03	Reese, Alex	16-0	173	10.8	24-64	.375	14-40	.350	7-8	.875	8	34	42	2.6	20	0	2	11	2	7	69	4.3
04	Giddens, Daniel	17-11	237	13.9	26-44	.591	0-0	.000	19-28	.679	13	21	34	2.0	51	1	4	19	13	9	71	4.2
10	Jones, Herbert	17-7	362	21.3	29-78	.372	4-18	.222	4-11	.364	20	44	64	3.8	40	2	19	22	14	19	66	3.9
30	Smith, Galin	17-0	200	11.8	17-30	.567	0-0	.000	0-10	.000	12	16	28	1.6	27	1	1	15	15	1	34	2.0
24	Schaffer, Lawson	8-0	26	3.3	0-4	.000	0-4	.000	0-0	.000	0	0	0	0.0	4	0	4	4	0	2	0	0.0
15	Barnes, Tyler	3-0	4	1.3	0-1	.000	0-1	.000	0-2	.000	0	0	0	0.0	0	0	0	0	0	0	0	0.0
Team												19	27	46				8				
Total.....		18	3600		433-974	.445	110-363	.303	266-389	.684	177	462	639	35.5	342	8	220	254	97	116	1242	69.0
Opponents.....		18	3600		415-1029	.403	120-394	.305	276-392	.704	210	439	649	36.1	339	3	202	228	67	129	1226	68.1

<b>TEAM STATISTICS</b>	<b>UA</b>	<b>OPP</b>	<b>Date</b>	<b>Opponent</b>	<b>Score</b>	<b>Att.</b>
SCORING	1242	1226	* 12/30/17	TEXAS A&M	W 79-57	14218
Points per game	69.0	68.1	* 1/2/18	at Vanderbilt	L 75-76	9519
Scoring margin	+0.9	-	* 1/6/18	at Georgia	L 46-65	10523
FIELD GOALS-ATT	433-974	415-1029	* 1/9/18	SOUTH CAROLINA	W 76-62	10909
Field goal pct	.445	.403	* 1/13/18	at LSU	W 74-66	13600
3 POINT FG-ATT	110-363	120-394	* 1/17/18	AUBURN	W 76-71	15383
3-point FG pct	.303	.305	* 1/20/18	MISSISSIPPI STATE	W 68-62	15383
3-pt FG made per game	6.1	6.7	* 1/23/18	at Ole Miss	L 66-78	8099
FREE THROWS-ATT	266-389	276-392	* 1/31/18	MISSOURI	L 60-69	11603
Free throw pct	.684	.704	* 2/3/18	at Florida	W 68-50	10845
F-Throws made per game	14.8	15.3	* 2/6/18	at Mississippi State	L 63-67	7095
REBOUNDS	639	649	* 2/10/18	TENNESSEE	W 78-50	15383
Rebounds per game	35.5	36.1	* 2/13/18	LSU	W 80-65	11154
Rebounding margin	-0.6	-	* 2/17/18	at Kentucky	L 71-81	23220
ASSISTS	220	202	* 2/21/18	at Auburn	L 71-90	9121
Assists per game	12.2	11.2	* 2/24/18	ARKANSAS	L 73-76	15383
TURNOVERS	254	228	* 2/27/18	FLORIDA	L 52-73	12282
Turnovers per game	14.1	12.7	* 3/3/18	at Texas A&M	L 66-68	10755
Turnover margin	-1.4	-				
Assist/turnover ratio	0.9	0.9				
STEALS	116	129				
Steals per game	6.4	7.2				
BLOCKS	97	67				
Blocks per game	5.4	3.7				
ATTENDANCE	121698	102777				
Home games-Avg/Game	9-13522	9-11420				
Neutral site-Avg/Game	-	0-0				

\* = Conference game  
# = Veterans Classic (Annapolis, Md.)  
% = Barclays Classic (Brooklyn, N.Y.)  
+ = Rocket City Classic (Huntsville, Ala.)  
@ = Vulcan Classic (Birmingham, Ala.)  
! = Big 12/SEC Challenge  
^ = SEC Tournament (St. Louis, Mo.)  
\$ = NCAA Tournament (Pittsburgh, Pa.)

<b>Score by Periods</b>	<b>1st</b>	<b>2nd</b>	<b>Totals</b>
Alabama	573	669	1242
Opponents	604	622	1226



## 2017-18 Alabama Basketball Alabama Overall Team Statistics (FINAL STATS) All games

<b>TEAM STATISTICS</b>	<b>UA</b>	<b>OPP</b>
SCORING	2604	2543
Points per game	72.3	70.6
Scoring margin	+1.7	-
FIELD GOALS-ATT	910-1975	877-2108
Field goal pct	.461	.416
3 POINT FG-ATT	229-703	262-798
3-point FG pct	.326	.328
3-pt FG made per game	6.4	7.3
FREE THROWS-ATT	555-828	527-769
Free throw pct	.670	.685
F-Throws made per game	15.4	14.6
REBOUNDS	1293	1284
Rebounds per game	35.9	35.7
Rebounding margin	+0.3	-
ASSISTS	458	427
Assists per game	12.7	11.9
TURNOVERS	513	472
Turnovers per game	14.3	13.1
Turnover margin	-1.1	-
Assist/turnover ratio	0.9	0.9
STEALS	228	237
Steals per game	6.3	6.6
BLOCKS	192	134
Blocks per game	5.3	3.7
WINNING STREAK	0	-
Home win streak	0	-
ATTENDANCE	227640	218119
Home games-Avg/Game	17-13391	10-11742
Neutral site-Avg/Game	-	9-11189

<b>Score by Periods</b>	<b>1st</b>	<b>2nd</b>	<b>Totals</b>
Alabama	1210	1394	2604
Opponents	1220	1323	2543



**2017-18 Alabama Basketball**  
**Alabama Points-Rebounds-Assists (FINAL STATS)**  
**All games**

Opponent	Date	Score		00	01	02	03	04	05	10
				HALL,DONTA	NORRIS,RIL	SEXTON,COL	REESE,ALEX	GIDDENS,DA	JOHNSON JR	JONES,HERB
vs Memphis	11/10/17	82-70	w	11-11-3	DNP	DNP	8-9-3	0-1-0	13-2-0	12-5-1
LIPSCOMB	11/14/17	86-64	w	10-5-3	DNP	22-1-5	4-9-0	3-5-0	9-0-1	6-3-0
ALABAMA A&M	11/17/17	104-67	w	8-6-0	DNP	25-4-5	9-8-1	2-1-1	0-4-5	7-8-3
UT ARLINGTON	11/21/17	77-76	w	8-5-0	5-3-1	29-1-4	0-0-0	4-1-0	8-1-1	7-9-3
vs BYU	11/24/17	71-59	w	14-9-0	4-3-1	10-7-3	0-2-0	8-2-1	3-0-0	3-4-3
vs Minnesota	11/25/17	84-89	L	8-7-0	13-2-0	40-6-5	0-0-0	0-2-1	2-2-0	2-0-0
LOUISIANA TECH	11/29/17	77-74	w	15-7-0	4-4-1	22-5-3	2-3-0	0-2-0	2-1-1	6-5-1
UCF	12/3/17	62-65	L	20-4-1	4-3-1	7-4-3	3-1-0	4-3-0	2-0-0	4-1-4
RHODE ISLAND	12/6/17	68-64	w	13-14-2	2-2-1	11-4-0	DNP	12-6-0	4-0-0	4-3-1
at Arizona	12/9/17	82-88	L	15-12-0	6-2-1	30-0-2	DNP	8-2-0	0-0-1	0-0-2
vs Mercer	12/19/17	80-79	w	9-6-0	5-3-0	21-3-4	10-2-0	4-3-0	2-1-0	0-0-2
TEXAS	12/22/17	50-66	L	2-4-0	0-0-0	8-5-4	3-2-0	10-6-0	2-1-0	1-1-0
TEXAS A&M	12/30/17	79-57	w	17-6-1	DNP	16-3-2	0-1-0	2-2-0	2-3-0	4-8-2
at Vanderbilt	1/2/18	75-76	L	14-6-0	DNP	24-3-5	DNP	5-1-1	6-2-0	6-3-1
at Georgia	1/6/18	46-65	L	7-6-0	DNP	23-2-3	0-3-0	0-3-1	8-1-1	4-4-0
SOUTH CAROLINA	1/9/18	76-62	w	13-7-0	DNP	5-2-4	0-0-0	11-1-0	10-2-2	5-5-2
at LSU	1/13/18	74-66	w	DNP	DNP	15-7-3	9-3-0	2-2-0	5-0-0	5-6-0
AUBURN	1/17/18	76-71	w	2-5-0	DNP	DNP	7-3-0	3-2-0	2-1-1	11-7-4
MISSISSIPPI STATE	1/20/18	68-62	w	8-5-1	DNP	DNP	2-2-0	13-4-1	5-1-0	6-5-0
at Ole Miss	1/23/18	66-78	L	14-7-0	DNP	7-2-2	8-4-0	6-1-0	2-1-1	7-2-3
OKLAHOMA	1/27/18	80-73	w	9-7-2	DNP	18-3-2	3-0-2	4-9-0	4-0-0	14-5-3
MISSOURI	1/31/18	60-69	L	9-4-0	DNP	23-4-2	5-2-0	3-0-0	2-0-0	0-4-1
at Florida	2/3/18	68-50	w	14-11-0	DNP	17-8-6	DNP	0-0-0	10-2-2	6-1-0
at Mississippi State	2/6/18	63-67	L	8-6-0	DNP	18-5-3	0-0-0	11-2-0	9-2-0	1-1-0
TENNESSEE	2/10/18	78-50	w	17-11-1	DNP	16-5-4	4-1-0	2-6-0	2-2-1	7-2-2
LSU	2/13/18	80-65	w	20-8-0	DNP	15-0-6	5-2-0	4-4-1	2-0-2	2-4-3
at Kentucky	2/17/18	71-81	L	16-6-0	DNP	12-2-3	10-4-0	2-1-0	2-0-2	2-4-0
at Auburn	2/21/18	71-90	L	7-5-1	DNP	25-5-2	6-5-1	0-1-0	10-2-2	0-0-0
ARKANSAS	2/24/18	73-76	L	4-8-1	DNP	15-2-6	6-1-0	0-0-0	5-2-1	0-3-1
FLORIDA	2/27/18	52-73	L	3-4-1	DNP	14-5-3	2-8-1	7-4-0	4-3-0	0-5-0
at Texas A&M	3/3/18	66-68	L	12-6-1	DNP	23-4-7	5-3-0	DNP	0-1-1	DNP
vs Texas A&M	3/8/18	71-70	w	11-5-1	DNP	27-3-5	0-0-0	2-1-0	0-0-0	6-3-0
vs Auburn	3/9/18	81-63	w	11-6-0	DNP	31-7-1	2-1-0	0-0-0	0-0-0	1-2-2
vs Kentucky	3/10/18	63-86	L	DNP	DNP	21-5-3	5-4-0	5-7-1	7-1-1	0-1-0
vs Virginia Tech	3/15/18	86-83	w	10-3-0	DNP	25-3-6	0-1-0	DNP	8-0-1	6-4-3
vs Villanova	3/17/18	58-81	L	3-2-1	DNP	17-4-3	9-5-1	7-1-0	2-1-0	2-3-1

**2017-18 Alabama Basketball**  
**Alabama Points-Rebounds-Assists (FINAL STATS)**  
**All games**

Opponent	Date	Score		12	15	23	24	25	30	33
				INGRAM,DAZ	BARNES,TYL	PETTY,JOHN	SCHAFFER,L	KEY,BRAXTO	SMITH,GALI	FULLER,LAN
vs Memphis	11/10/17	82-70	w	20-5-5	DNP	11-1-2	5-0-2	DNP	2-2-0	DNP
LIPSCOMB	11/14/17	86-64	w	13-7-5	DNP	14-6-3	0-0-0	DNP	5-4-0	0-0-0
ALABAMA A&M	11/17/17	104-67	w	10-6-4	DNP	30-4-1	3-0-4	DNP	7-3-1	3-0-0
UT ARLINGTON	11/21/17	77-76	w	6-4-1	DNP	8-2-2	DNP	DNP	2-0-0	DNP
vs BYU	11/24/17	71-59	w	13-3-3	DNP	16-1-1	DNP	DNP	0-0-0	DNP
vs Minnesota	11/25/17	84-89	L	4-2-3	DNP	5-2-0	DNP	DNP	10-8-0	DNP
LOUISIANA TECH	11/29/17	77-74	w	22-9-0	DNP	2-3-4	DNP	DNP	2-3-0	DNP
UCF	12/3/17	62-65	L	6-7-4	DNP	12-0-1	DNP	DNP	0-3-0	DNP
RHODE ISLAND	12/6/17	68-64	w	10-14-2	DNP	12-2-4	DNP	DNP	0-0-0	DNP
at Arizona	12/9/17	82-88	L	10-7-6	DNP	13-3-3	DNP	DNP	0-0-0	DNP
vs Mercer	12/19/17	80-79	w	11-8-1	DNP	18-4-3	DNP	0-4-2	DNP	DNP
TEXAS	12/22/17	50-66	L	6-8-3	DNP	14-2-1	DNP	2-4-1	2-1-0	DNP
TEXAS A&M	12/30/17	79-57	w	16-6-3	0-0-0	18-4-3	0-0-1	2-6-2	2-1-0	DNP
at Vanderbilt	1/2/18	75-76	L	9-6-2	DNP	2-1-1	DNP	9-6-3	0-0-0	DNP
at Georgia	1/6/18	46-65	L	DNP	DNP	3-0-1	0-0-0	1-5-1	0-3-0	DNP
SOUTH CAROLINA	1/9/18	76-62	w	4-3-2	DNP	15-4-3	DNP	7-6-5	6-4-0	DNP
at LSU	1/13/18	74-66	w	18-10-3	DNP	6-1-0	DNP	6-4-2	8-4-0	DNP
AUBURN	1/17/18	76-71	w	16-3-2	DNP	27-1-2	0-0-0	4-9-3	4-1-0	DNP
MISSISSIPPI STATE	1/20/18	68-62	w	7-8-6	DNP	9-4-4	DNP	16-5-4	2-3-0	DNP
at Ole Miss	1/23/18	66-78	L	10-8-5	DNP	3-2-3	DNP	7-5-3	2-1-0	DNP
OKLAHOMA	1/27/18	80-73	w	8-3-3	DNP	9-3-1	DNP	11-5-2	DNP	DNP
MISSOURI	1/31/18	60-69	L	10-4-1	DNP	5-1-1	0-0-0	1-3-1	2-3-0	DNP
at Florida	2/3/18	68-50	w	8-7-1	DNP	0-3-1	DNP	13-5-2	0-0-0	DNP
at Mississippi State	2/6/18	63-67	L	0-1-0	DNP	5-4-0	DNP	11-6-1	0-2-0	DNP
TENNESSEE	2/10/18	78-50	w	6-4-2	0-0-0	14-2-4	DNP	8-4-1	2-0-0	DNP
LSU	2/13/18	80-65	w	7-2-3	0-0-0	11-5-1	0-0-0	12-7-1	2-0-0	DNP
at Kentucky	2/17/18	71-81	L	9-3-2	DNP	13-1-3	0-0-0	5-4-1	0-0-0	DNP
at Auburn	2/21/18	71-90	L	9-6-2	DNP	3-2-4	0-0-0	11-8-1	0-1-1	DNP
ARKANSAS	2/24/18	73-76	L	13-2-2	DNP	14-3-1	DNP	16-5-2	DNP	DNP
FLORIDA	2/27/18	52-73	L	8-5-0	DNP	3-0-0	0-0-3	11-8-1	0-1-0	DNP
at Texas A&M	3/3/18	66-68	L	8-4-2	DNP	7-8-1	DNP	7-6-1	4-4-0	DNP
vs Texas A&M	3/8/18	71-70	w	13-9-3	DNP	0-4-1	DNP	4-3-1	8-3-0	DNP
vs Auburn	3/9/18	81-63	w	14-7-5	DNP	5-4-2	0-0-0	9-10-3	8-6-0	DNP
vs Kentucky	3/10/18	63-86	L	4-5-0	DNP	18-1-0	0-0-0	3-5-1	0-0-0	DNP
vs Virginia Tech	3/15/18	86-83	w	9-7-4	DNP	20-3-3	DNP	0-1-1	8-3-1	DNP
vs Villanova	3/17/18	58-81	L	4-7-2	0-0-0	3-1-0	0-0-3	6-4-2	5-3-0	DNP

## 2017-18 TEAM GAME-BY-GAME

**2017-18 Alabama Basketball**  
**Alabama Team Game-by-Game (FINAL STATS)**  
**All games**

## TEAM STATISTICS

Opponent	Date	Score	W	Total		3-Pointers		Free throws		Rebounds				pf	a	t/o	blk	stl	pts	avg
				fg-fga	pct	3fg-fga	pct	ft-fa	pct	off	def	tot	avg							
vs Memphis	11/10/17	82-70	W	26-57	.456	11-27	.407	19-28	.679	13	27	40	40.0	30	16	16	7	8	82	82.0
LIPSCOMB	11/14/17	86-64	W	34-57	.596	6-18	.333	12-32	.375	5	35	40	40.0	17	17	13	10	9	86	84.0
ALABAMA A&M	11/17/17	104-67	W	40-63	.635	16-27	.593	8-15	.533	13	34	47	42.3	20	25	15	6	3	104	90.7
UT ARLINGTON	11/21/17	77-76	W	27-53	.509	8-25	.320	15-24	.625	6	22	28	38.8	13	12	14	4	9	77	87.2
vs BYU	11/24/17	71-59	W	27-55	.491	5-13	.385	12-16	.750	8	26	34	37.8	19	12	9	6	6	71	84.0
vs Minnesota	11/25/17	84-89	L	27-58	.466	7-18	.389	23-32	.719	13	23	36	37.5	20	9	13	6	4	84	84.0
LOUISIANA TECH	11/29/17	77-74	W	24-54	.444	2-9	.222	27-37	.730	11	32	43	38.3	21	10	18	6	8	77	83.0
UCF	12/3/17	62-65	L	22-51	.431	3-13	.231	15-23	.652	8	20	28	37.0	16	14	15	8	8	62	80.4
RHODE ISLAND	12/6/17	68-64	W	21-47	.447	2-11	.182	24-39	.615	13	37	50	38.4	16	10	24	5	4	68	79.0
at Arizona	12/9/17	82-88	L	24-62	.387	10-24	.417	24-28	.857	9	21	30	37.6	27	15	8	2	5	82	79.3
vs Mercer	12/19/17	80-79	W	28-62	.452	6-28	.214	18-23	.783	14	23	37	37.5	21	12	13	8	6	80	79.4
TEXAS	12/22/17	50-66	L	21-61	.344	3-15	.200	5-9	.556	12	25	37	37.5	14	9	12	3	8	50	76.9
TEXAS A&M	12/30/17	79-57	W	26-58	.448	7-24	.292	20-24	.833	10	32	42	37.8	20	14	12	9	7	79	77.1
at Vanderbilt	1/2/18	75-76	L	26-52	.500	4-11	.364	19-22	.864	4	27	31	37.4	17	13	10	8	10	75	76.9
at Georgia	1/6/18	46-65	L	17-57	.298	4-23	.174	8-11	.727	6	25	31	36.9	18	7	12	6	8	46	74.9
SOUTH CAROLINA	1/9/18	76-62	W	30-51	.588	7-17	.412	9-14	.643	9	26	35	36.8	19	18	16	7	8	76	74.9
at LSU	1/13/18	74-66	W	25-57	.439	6-22	.273	18-18	1.000	12	28	40	37.0	20	8	19	4	8	74	74.9
AUBURN	1/17/18	76-71	W	25-51	.490	10-23	.435	16-25	.640	8	29	37	37.0	25	12	19	8	8	76	74.9
MISSISSIPPI STATE	1/20/18	68-62	W	25-60	.417	5-16	.313	13-23	.565	15	25	40	37.2	17	16	11	6	7	68	74.6
at Ole Miss	1/23/18	66-78	L	25-62	.403	6-21	.286	10-14	.714	16	20	36	37.1	21	17	11	2	6	66	74.2
OKLAHOMA	1/27/18	80-73	W	30-54	.556	8-19	.421	12-22	.545	9	28	37	37.1	11	15	17	12	8	80	74.4
MISSOURI	1/31/18	60-69	L	17-48	.354	5-20	.250	21-32	.656	7	20	27	36.6	19	6	11	3	7	60	73.8
at Florida	2/3/18	68-50	W	29-52	.558	4-13	.308	6-12	.500	11	32	43	36.9	12	12	19	4	6	68	73.5
at Mississippi State	2/6/18	63-67	L	18-49	.367	3-22	.136	24-30	.800	9	20	29	36.6	23	4	13	5	4	63	73.1
TENNESSEE	2/10/18	78-50	W	32-56	.571	5-14	.357	9-18	.500	8	32	40	36.7	16	15	11	7	8	78	73.3
LSU	2/13/18	80-65	W	27-49	.551	10-21	.476	16-23	.696	4	28	32	36.5	16	17	14	4	4	80	73.5
at Kentucky	2/17/18	71-81	L	26-55	.473	6-24	.250	13-21	.619	9	18	27	36.2	22	11	13	3	3	71	73.4
at Auburn	2/21/18	71-90	L	24-52	.462	9-26	.346	14-22	.636	6	29	35	36.1	21	14	17	5	4	71	73.4
ARKANSAS	2/24/18	73-76	L	22-49	.449	11-27	.407	18-27	.667	9	19	28	35.9	15	14	18	9	9	73	73.3
FLORIDA	2/27/18	52-73	L	18-60	.300	3-15	.200	13-22	.591	20	26	46	36.2	19	9	15	1	4	52	72.6
at Texas A&M	3/3/18	66-68	L	21-56	.375	5-24	.208	19-31	.613	14	26	40	36.3	22	13	13	6	5	66	72.4
vs Texas A&M	3/8/18	71-70	W	28-59	.475	4-13	.308	11-16	.688	9	24	33	36.2	17	11	14	3	9	71	72.4
vs Auburn	3/9/18	81-63	W	26-52	.500	8-22	.364	21-30	.700	8	36	44	36.5	20	13	15	0	3	81	72.6
vs Kentucky	3/10/18	63-86	L	22-58	.379	8-24	.333	11-15	.733	13	18	31	36.3	22	6	11	3	4	63	72.4
vs Virginia Tech	3/15/18	86-83	W	30-50	.600	8-18	.444	18-27	.667	10	16	26	36.0	18	19	17	3	3	86	72.7
vs Villanova	3/17/18	58-81	L	20-48	.417	4-16	.250	14-23	.609	9	24	33	35.9	13	13	15	3	7	58	72.3
Alabama		2604		910-1975	.461	229-703	.326	555-828	.670	360	933	1293	35.9	677	458	513	192	228	2604	72.3
Opponents		2543		877-2108	.416	262-798	.328	527-769	.685	417	867	1284	35.7	722	427	472	134	237	2543	70.6

Games played: 36  
Points/game: 72.3  
FG Pct: 46.1  
3FG Pct: 32.6  
FT Pct: 67.0

Rebounds/game: 35.9  
Assists/game: 12.7  
Turnovers/game: 14.3  
Assist/turnover ratio: 0.9  
Steals/game: 6.3  
Blocks/game: 5.3

## 2017-18 OPPONENT GAME-BY-GAME

**2017-18 Alabama Basketball**  
**Alabama Opponent Game-by-Game (FINAL STATS)**  
**All games**

## OPPONENT STATISTICS

Opponent	Date	Score	W	Total		3-Pointers		Free throws		Rebounds				pf	a	t/o	blk	stl	pts	avg
				fg-fga	pct	3fg-fga	pct	ft-fa	pct	off	def	tot	avg							
vs Memphis	11/10/17	82-70	W	23-60	.383	2-17	.118	22-36	.611	19	24	43	43.0	22	7	17	3	7	70	70.0
LIPSCOMB	11/14/17	86-64	W	23-70	.329	7-27	.259	11-19	.579	16	31	47	45.0	23	10	16	4	5	64	67.0
ALABAMA A&M	11/17/17	104-67	W	25-58	.431	8-15	.533	9-24	.375	8	15	23	37.7	11	10	10	0	7	67	67.0
UT ARLINGTON	11/21/17	77-76	W	31-60	.517	10-21	.476	4-7	.571	8	25	33	36.5	23	19	18	1	3	76	69.2
vs BYU	11/24/17	71-59	W	22-59	.373	4-17	.235	11-21	.524	13	21	34	36.0	21	15	11	3	3	59	67.2
vs Minnesota	11/25/17	84-89	L	30-66	.455	8-19	.421	21-27	.778	17	23	40	36.7	25	16	12	6	7	89	70.8
LOUISIANA TECH	11/29/17	77-74	W	24-65	.369	4-23	.174	22-30	.733	12	24	36	36.6	29	8	14	2	8	74	71.3
UCF	12/3/17	62-65	L	25-52	.481	7-15	.467	8-15	.533	10	27	37	36.6	19	15	20	3	8	65	70.5
RHODE ISLAND	12/6/17	68-64	W	25-71	.352	7-23	.304	7-11	.636	11	20	31	36.0	29	7	12	6	13	64	69.8
at Arizona	12/9/17	82-88	L	29-56	.518	8-16	.500	22-35	.629	12	31	43	36.7	21	17	12	3	2	88	71.6
vs Mercer	12/19/17	80-79	W	26-55	.473	10-28	.357	17-22	.773	9	23	32	36.3	21	14	16	0	7	79	72.3
TEXAS	12/22/17	50-66	L	24-54	.444	7-26	.269	11-14	.786	6	31	37	36.3	15	10	12	9	4	66	71.8
TEXAS A&M	12/30/17	79-57	W	21-69	.304	2-20	.100	13-20	.650	20	23	43	36.8	19	9	12	2	7	57	70.6
at Vanderbilt	1/2/18	75-76	L	23-54	.426	10-25	.400	20-26	.769	9	24	33	36.6	15	12	12	5	7	76	71.0
at Georgia	1/6/18	46-65	L	20-58	.345	9-29	.310	16-21	.762	14	35	49	37.4	16	15	13	5	8	65	70.6
SOUTH CAROLINA	1/9/18	76-62	W	19-53	.358	5-15	.333	19-25	.760	11	17	28	36.8	16	8	13	2	3	62	70.1
at LSU	1/13/18	74-66	W	21-52	.404	7-25	.280	17-22	.773	5	19	24	36.1	18	13	14	3	11	66	69.8
AUBURN	1/17/18	76-71	W	24-61	.393	9-26	.346	14-22	.636	12	23	35	36.0	21	11	14	4	9	71	69.9
MISSISSIPPI STATE	1/20/18	68-62	W	21-56	.375	7-23	.304	13-16	.813	13	25	38	36.1	20	5	16	1	7	62	69.5
at Ole Miss	1/23/18	66-78	L	26-52	.500	8-21	.381	18-24	.750	10	25	35	36.0	17	13	10	4	5	78	69.9
OKLAHOMA	1/27/18	80-73	W	29-71	.408	8-27	.296	7-9	.778	15	23	38	36.1	18	12	13	3	4	73	70.0
MISSOURI	1/31/18	60-69	L	25-47	.532	9-23	.391	10-15	.667	6	31	37	36.2	25	13	19	2	3	69	70.0
at Florida	2/3/18	68-50	W	19-57	.333	5-24	.208	7-11	.636	9	16	25	35.7	13	9	12	3	12	50	69.1
at Mississippi State	2/6/18	63-67	L	24-52	.462	2-19	.105	17-28	.607	10	26	36	35.7	22	10	10	7	4	67	69.0
TENNESSEE	2/10/18	78-50	W	16-58	.276	4-17	.235	14-20	.700	13	22	35	35.7	16	7	13	4	4	50	68.3
LSU	2/13/18	80-65	W	22-56	.393	9-23	.391	12-17	.706	9	24	33	35.6	23	10	14	3	11	65	68.2
at Kentucky	2/17/18	71-81	L	28-64	.438	4-11	.364	21-28	.750	20	24	44	35.9	19	10	13	4	5	81	68.6
at Auburn	2/21/18	71-90	L	29-68	.426	12-34	.353	20-26	.769	14	27	41	36.1	16	19	9	6	14	90	69.4
ARKANSAS	2/24/18	73-76	L	27-57	.474	7-14	.500	15-21	.714	13	23	36	36.1	20	13	16	2	7	76	69.6
FLORIDA	2/27/18	52-73	L	27-56	.482	7-24	.292	12-20	.600	6	25	31	35.9	20	9	6	6	6	73	69.7
at Texas A&M	3/3/18	66-68	L	23-59	.390	4-21	.190	18-30	.600	16	30	46	36.2	23	16	12	4	6	68	69.7
vs Texas A&M	3/8/18	71-70	W	24-61	.393	6-20	.300	16-21	.762	17	27	44	36.5	20	6	17	9	6	70	69.7
vs Auburn	3/9/18	81-63	W	20-62	.323	8-33	.242	15-22	.682	10	23	33	36.4	25	7	10	4	7	63	69.5
vs Kentucky	3/10/18	63-86	L	27-42	.643	12-18	.667	20-28	.714	1	26	27	36.1	18	20	10	5	4	86	70.0
vs Virginia Tech	3/15/18	86-83	W	30-54	.556	9-18	.500	14-20	.700	10	12	22	35.7	22	14	14	1	7	83	70.3
vs Villanova	3/17/18	58-81	L	25-63	.397	17-41	.415	14-16	.875	13	22	35	35.7	21	18	10	5	6	81	70.6
Opponents		2543		877-2108	.416	262-798	.328	527-769	.685	417	867	1284	35.7	722	427	472	134	237	2543	70.6
Alabama		2604		910-1975	.461	229-703	.326	555-828	.670	360	933	1293	35.9	677	458	513	192	228	2604	72.3

Games played: 36  
Points/game: 70.6  
FG Pct: 41.6  
3FG Pct: 32.8  
FT Pct: 68.5

Rebounds/game: 35.7  
Assists/game: 11.9  
Turnovers/game: 13.1  
Assist/turnover ratio: 0.9  
Steals/game: 6.6  
Blocks/game: 3.7