


ALABAMA

Basketball

2005-06

Preseason

Prospectus



All-SEC Forward  
**Chuck Davis**

# University of Alabama

## 2005-06 Basketball Quick Facts

**Location:** Tuscaloosa, Alabama

**Enrollment:** 20,969

**Colors:** Crimson & White

**Founded:** April 12, 1831

**Nickname:** Crimson Tide

**NCAA Division:** Division I

**Conference:** Southeastern Conference (SEC)

**Arena/Capacity:** Coleman Coliseum (15,316)

**President:** Dr. Robert E. Witt

**Faculty Representative:** Joe Hornsby

**Athletics Director:** Mal Moore (Alabama, 1963)

**Senior Associate AD:** Finus Gaston/CFO

**Senior Associate AD:** Johnny Williams/External Operations

**Associate AD:** Wendell Hudson/Alumni Relations

**Associate AD:** Larry White/Media Relations

**Associate AD:** Kevin Almond/Support Services

**Associate AD:** Jon Gilbert/Events

**Associate AD:** Marie Robbins/Senior Women's Administrator

**Associate AD:** Chris King/Compliance

**Assistant AD:** Jon Dever/Student Services

**Assistant AD:** Carol Keys/Business Office

**Assistant AD:** Karin Lee/Development/Lifeskills

**Director of Capital Projects:** Thad Turmpiseed

**Basketball Contact:** Becky Hopf

**Media Relations:** 205-348-6084

**Media Relations Fax:** 205-348-8841

**Web Address:** www.rolltide.com &

www.crimsontradition.com & www.markgottfried.com

**Media Video Contact:** CTSM, Tom Roberts (205) 752-7281 0

### 2004-05 Season Review

**Overall Record:** 24-8

**Record Breakdown:**

Home: 14-1

Away: 8-4

Neutral: 2-3

**SEC Record:** 12-4

**SEC Finish:** T-1st SEC West

**SEC Record Breakdown:**

Home: 7-1

Away: 5-3

**SEC Tournament Finish:**

No. 1 Seed in the Western Division

Quarterfinal: Defeated Ole Miss 69-52

Semifinal: Lost to Florida 68-62

**NCAA Tournament:**

No. 5 seed in the Chicago Regional

Lost in 1st round 83-73 to Milwaukee-Wisconsin

Wolstein Center, Cleveland, Ohio

**Final Ranking:**

No. 21 AP

RV ESPN/USA Today

### The Basketball Staff

THE 2004-05 ALABAMA MEN'S BASKETBALL STAFF:

Head Coach (Alma Mater, Year): Mark Gottfried (Alabama, 1987)

Overall Record (Yrs/Pct): 210-107 (.662%)  
Entering 11th season overall

Overall NCAA Appearances: 6 (1997 & 1998 at Murray State; 2002, 2003, 2004 and 2005 at Alabama)

Overall NIT Appearances: 3 (2 at Alabama, 1 at Murray State)

Record at Alabama (Yrs/Pct): 142-83 (.631%)  
Entering 8th season at UA

Postseason Appearances with UA: 4 NCAA Tournament (2002, round of 32); 2003 (1st Round); 2004 Elite 8; 2005 (1st Round)  
2 NIT (1999 & 2001, including NIT Final Four in 2001)

Other College Head Coaching Experience:

Murray State University, 3 seasons, 68-24 record

2 NCAA appearances (1997 & 1998, both 1st round); 1 NIT (1996)

Assistant Coaches (Alma Mater, Year):

Philip Pearson (Alabama, 1993), 8th season at UA

Tom Asbury (Wyoming, 1968), 3rd season at UA

Eugene Harris (Florida State, 1979), 1st season at UA

Director of Basketball Operations: Matt Parke (Colby College, 1997), 1st season at UA

Certified Athletic Trainer: John Morr (Eastern Illinois, 1986), 10th season at UA

Administrative Assistant/Secretary: Carla Ellison

Media Relations Contact: Becky Hopf (205) 348-6084

Director of (Team) Video Operations: Patrick McDonald (205) 348-8790



# 2005-06 Alabama Basketball Team Information

## Starters Returning: 3

No.	Name	POS	HT	WT	CL	PTS	REBS	ASTS	BLKS	AP HONORS
01	Chuck Davis	F	6-8	230	SR	13.9	6.8	1.8	1.9	All-SEC, 3rd Team
33	Jermareo Davidson	F	6-10	220	JR	7.6	7.9	0.9	1.5	All-SEC, 3rd Team
22	Ronald Steele	PG	6-3	185	SO	7.9	3.5	5.0	0.1	All-SEC, 3rd Team

## Starters Lost: 2

No.	Name	POS	HT	WT	2005 CL	PTS	REBS	ASTS	BLKS	AP HONORS
05	Earnest Shelton	G	6-3	215	SR	16.3	3.4	2.0	1.0	All-SEC, 2nd
03	Kennedy Winston	F	6-6	230	JR	17.9	5.4	2.6	0.3	All-SEC, 1st

## Other Lettermen Returning: 4

No.	Name	POS	HT	WT	CL	PTS	REBS	ASTS	BLKS
21	Evan Brock	F	6-9	210	SR	2.4	2.4	0.7	0.2
23	Jean Felix	F	6-7	205	SR	5.6	2.6	0.3	0.2
02	Brandon Davis	G	5-10	170	SO	0.0	0.6	0.1	0.0
44	Justin Jonus	G	6-5	210	SO	2.3	1.1	0.3	0.0

**Players Returning Who Were Redshirts in 2004-05:** None (there were no redshirts in 2005)

## Other Lettermen Lost: 6

No.	Name	POS	HT	WT	CL	PTS	REBS	ASTS	BLKS	NOTE
45	Akini Adkins	F	6-8	210	FR	2.3	2.8	0.5	0.3	Transferred Dec. '04
20	Lakory Daniels	G	6-1	180	FR	1.0	0.8	0.8	0.0	Transferred Dec. '04
24	Jason Reese	G	6-2	215	SR	0.7	1.0	0.0	0.0	Graduated, May 2005
32	Shawn Taylor	C	6-10	185	SO	1.6	1.4	0.0	0.3	Transferred
04	Albert Weber	G	6-2	175	FR	2.2	0.8	0.7	0.9	Transferred
13	Lucky Williams	G/F	6-6	210	SR	1.0	1.0	0.1	0.2	Graduated, May 2005

## Newcomers (does not include walkons): 4

No.	Name	POS	HT	WT	CL	Hometown/School	PTS	REB	Other
34	Yamene Coleman	C	6-9	230	FR	Boykin/Wilcox Central	26	13	6 blks
12	Alonzo Gee	F	6-6	215	FR	Palm Beach, Fla./Dwyer	21.3	6.8	
35	Richard Hendrix	F	6-8	265	FR	Athens/Athens	22.7	14.9	5.4blks
04	Brandon Hollinger	G	5-11	170	FR	Mobile/LeFlore	19	8	6 asts

## The Breakdown:

### By Class:

**Seniors:** 3 (Evan Brock, Chuck Davis, Jean Felix)

**Juniors:** 1 (Davidson)

**Sophomores:** 3 (Brandon Davis, Steele, Jonus)

**Freshmen:** 4 (Coleman, Gee, Hendrix, Hollinger)

**Transfers:** 1 (included in class count): Jean Felix

**Redshirts:** 1 (included in class count; has had a redshirt year already): Jonus (2004)

### By Position:

**Guards:** 4 (Brandon Davis, Hollinger, Jonus, Steele)

**Forwards:** 6 (Brock, Davidson, Chuck Davis, Jean Felix, Gee, Hendrix)

**Centers:** 1 (Coleman)

### By State/Country:

**Alabama:** 7 (Coleman, Brandon Davis, Chuck Davis, Hendrix, Hollinger, Jonus, Steele); **Florida:** 1 (Gee); **Georgia:** 2 (Brock, Davidson); **International:** 1 (Jean Felix has lived in Congo Republic of Africa & Paris)

# 2005-06 University of Alabama Basketball Numerical Roster

NO	Name	POS	HT	WT	CL	EXP	Hometown/School
01	Chuck Davis	F	6-8	230	SR	3VL	Selma/Southside
02	Brandon Davis	G	5-10	170	SO	1VL	Selma/Selma
04	Brandon Hollinger	G	5-11	170	FR	HS	Mobile/LeFlore
12	Alonzo Gee	F	6-6	215	FR	HS	Palm Beach, Fla./Dwyer
21	Evan Brock	F	6-9	210	SR	3VL	Roswell, Ga./Lassiter
22	Ronald Steele	PG	6-3	185	SO	1VL	Birmingham/John Carroll
23	Jean Felix	F	6-7	205	SR	1VL/TR	Pointe-Noire (Congo-Brazzaville)/Bevill State
33	Jermareo Davidson	F	6-10	220	JR	2VL	Atlanta, Ga./Wheeler
34	Yamene Coleman	C	6-9	230	FR	HS	Boykin/Wilcox Central (Camden)
35	Richard Hendrix	F	6-8	265	FR	HS	Athens/Athens
44	Justin Jonus	G	6-5	210	SO	1VL*	Boaz/Douglas

\*Indicates a redshirt season has been taken

**Head Coach:** Mark Gottfried (Alabama, 1987), 8th season at UA/11th overall

**Assistant Coaches:** Philip Pearson (Alabama, 1993); 8th season at UA

Tom Asbury (Wyoming, 1968); 3rd season at UA

Eugene Harris (Florida State, 1979); 1st season at UA

**Student Assistant Coach:** Antoine Pettway (Alabama, 2004); 1st season as student assistant coach

**Director of Operations:** Matt Parke (Colby College, 1997); 1st season at UA

# Mark Gottfried Previews the 2005-06 Season

## **Is this program now in the mode where it's a perennial Top 25/NCAA tournament team?**

"I'd like to think that we are a team that's going to be considered on a national level one of the top teams in the country. We're a team that expects to go to the NCAA tournament. Whether we are good enough or not to, we'll find out, but that's certainly my goal. And I think nationally there is a perception that our team is a Top 20 team year in and year out right now."

## **What strides did the 2005 team make, and what steps do you expect to be made from this 2006 version?**

"I think first of all last year winning the (SEC) west was an accomplishment. Anytime you can win your division in this conference, that is an accomplishment that should not be underappreciated. We had five players make the All-SEC team which was good, and going to the NCAA tournament for the fourth straight year was certainly a positive. Obviously we wanted to go much farther into the NCAA tournament. That should be a goal of this year's team, to do a better job in the postseason, and we have a lot of holes to fill from last year to do that."

## **Two of those holes to fill come in the form of your top two scorers from 2005, Earnest Shelton (16.3 ppg) and Kennedy Winston (17.9 ppg). How do you replace that scoring?**

"I don't know that you can think you can take a Kennedy Winston or an Earnest Shelton out of the lineup without missing a beat. And really, Chuck Davis has become a proven player in our league who scores on a consistent basis, and quite honestly, he's the only one returning (who did score so consistently). Now we do have to other starters back but both Ron (Steele) and Jermareo (Davidson) need to play a different role this year from a scoring standpoint than they did last year with this absence of Winston and Shelton."

## **Any idea early on of your starting lineup?**

"Obviously Jermareo (Davidson), Chuck (Davis) and Ron (Steele) were solid on this team. I do think we have holes to fill obviously with (Earnest) Shelton and (Kennedy) Winston being gone. From a numbers standpoint I think we wanted to have a much deeper team. I don't know that we accomplished that throughout last season, so I have a lot of questions right now about this team. I'm not sure how good we can be yet."

## **Which players have All-SEC potential on this team?**

"I think Chuck Davis is the guy for us, preseason-wise who I think will and should get a lot of attention nationally. I think Ron Steele as a point guard will as well. And I think this is a key year for Jermareo Davidson. I think he really needs to step his game up. He's worked hard this summer and we're looking for him to have a much better and more productive year than he's had here in the past."

## **Which players need to step up, and which ones need to step in?**

"I think Jermareo (Davidson) is the first guy that needs to take his game to another level. We've (he and I) talked about that all spring, all summer. He has been a starter, but at the same time, last year he scored in double figures seven times. He needs to be much better this year. And we're looking for Jean Felix to be a much better player with the absence of (Kennedy) Winston. I think the more minutes he gets, the better player he should be. And obviously, I think when you get past those guys, I think there are a lot of guys who have an opportunity to get minutes, and, at this time, I don't know who they will be."

## **What kind of impact will your newcomers make?**

"I think they'll play. All of the guys that we signed will have an opportunity to contribute and hopefully they will come in ready to help us. That's something we'll need because of our lack of numbers."

## **You've added two new staff members, assistant coach Eugene Harris and Director of Operations Matt Parke.**

"We had four years with Orlando Early here, and I thought he did a terrific job in helping our program in a number of ways. Eugene Harris brings a lot to the table. I'm excited about him being on our staff and what he'll bring. And, from a behind-the-scenes standpoint, I think a lot of people may not have realized how valuable Darron Boatright was. We're excited that he's now an assistant athletics director at Murray State University. Matt Parke has an opportunity to really help our program as well and I'm convinced already in the short amount of time that he's been here that he'll do that."

## **This season will be a fun one for the program and the fans in that Coleman Coliseum has undergone a major renovation.**

"We're excited about the renovations to Coleman Coliseum. I think from a fan's perspective, the game experience will be much better from the concourse to the lobbies, seats. From a day-to-day perspective, from the locker rooms to the new weight room, film rooms, offices, all of those things will make our experience better. I think it was long overdue. Mal Moore (UofA Director of Athletics) has been phenomenal in getting it done, and I think the fans are really going to appreciate it."

## **And finally, it looks like it's another trademark Gottfried schedule this season.**

"I think that we have not set the standard that our schedule is going to be one of the toughest in the country. The Preseason NIT is going to be a great challenge. I think Miami of Ohio had an RPI of 36 or 37—I think they were the highest RPI team not to get into the (NCAA) tournament last year, and that's who we open up with. Obviously when you look at Memphis, UCLA or Duke, we've got some great opportunities there. And then the rest of our (non-conference) schedule, when you look at playing at Temple, playing at Oklahoma, Notre Dame coming in and N.C. State coming in, again, I think our schedule will be viewed upon nationally as one of the toughest in the country."

# Mark Gottfried

## University of Alabama Head Coach

### Full name:

- Mark Fredrick Gottfried

### Date Hired at Alabama:

- March 25, 1998

### Title:

- Head Men's Basketball Coach

### Hometown:

- Mobile, Alabama

### Birthdate/city:

- January 20, 1964; Crestline, Ohio

### Family:

- Son of Joe and Mary Gottfried of Mobile; Joe is the Director of Athletics at the University of South Alabama and is a former college and high school coach; has a sister, Christy. Married the former Elizabeth Kozel of Birmingham on Aug. 20, 1988. Five children; sons: Brandon, born 6-23-91; Cameron, born 7-5-95; Aaron, born 9-25-96; and Dillon, born 10-24-97. One daughter, Mary Layson, born 10-5-92.

### High School:

- Graduated from Mobile's UMS-Wright Prep in 1982; played there one season; National Honor Society member there; Inducted into UMS-Wright's Hall of Fame; also attended Carterville High School in Carterville, Illinois (14 ppg/4 apg); Carbondale High School in Carbondale, Illinois (16 ppg/6 apg)

### Prep career highlights:

- All-state; named "National Sleeper of the Year" by Midwest Basketball, a regional publication; team captain; averaged 21.6 points and 11.2 assists his senior year, leading UMS-Wright to a 27-3 record; career-highs of 30 points, 16 assists and 7 steals against Alba High School his senior year

### College:

- Bachelor of Arts & Sciences (Communications), the University of Alabama, 1987; Attended Oral Roberts University on a basketball scholarship his freshman season, 1982-83, before transferring to Alabama

### Collegiate career highlights:

- Academic All-Southeastern Conference; 1986 Bryant Award Winner (as top UA scholar-athlete); starter on Alabama's 1987 SEC champions (regular season and SEC tournament) team; Alabama advanced to NCAA "Sweet 16" all three seasons he played, 1985-86-87; averaged 10.3 points his senior season in 1987; set the Alabama school record for single game 3-point shots made with 8 against Vanderbilt on 1-10-87 and for career 3-point field goal percentage (.485, 81-167) in 1987; started 98 consecutive games; college teammates included NBA players Derrick MiCKey (Indiana Pacers), Keith Askins (Miami Heat), Michael Ansley (Orlando, Philadelphia & Charlotte), his Bama roommate Jim Farmer (Dallas Mavericks), and Buck Johnson (Houston Rockets); at Oral Roberts, he was a Freshman All-America and averaged 8.1 ppg, leading the team in assists with 93 and contributing 30 steals; his assist led to a buzzer-beating basket to lift ORU over Kansas; Hayden Riley Top Scholar Award winner

### Post-College Play:

- Drafted, 7th round of the 1987 NBA draft by the Detroit Pistons; Toured internationally with Athletes in Action as a player in 1987-88 and later returned in 1989 to coach a summer tour in Poland and Greece with a team that finished 10-3 (Tom Kelsey was his assistant AIA coach)

### Previous Coaching Experience:

- **Assistant Coach:** 1987-95 (8 seasons), UCLA (to Jim Harrick); 1995 NCAA Champions; Coach & recruiter for the Bruins who in 1994 were ranked 1st nationally for their recruiting class; Coached players who went on to the NBA including Ed O'Bannon (New Jersey Nets), George Zidek (Charlotte Hornets), Tyus Edney (Sacramento Kings), Don MacLean (Philadelphia 76ers), Tracy McMurray (Washington Bullets), Jerome "Pooh" Richardson (LA Clippers), Trevor Wilson (LA Lakers), Darrick Martin (LA Clippers) and Mitchell Butler (Portland Trailblazers).
- **Head Coach:** 1995-97 (3 seasons), Murray State University; 68-24 record. Breakdown: 19-10 in 1996; 20-10 in 1997 and 29-4 in 1998. Murray State advanced to the NCAA tournament in 1997 and again in 1998 and made the NIT in his first season there in 1996; Gottfried coached Racers to three Ohio Valley Conference Championships, all three years he was there.


### Coaching Honors:

- 2002 AP & Coaches SEC Coach of the Year; 2002 NABC District 6 Coach of the Year; 2002 SEC regular season champions; **National Champion** as an assistant at UCLA in 1995; NCAA Elite 8 at UA in 2004; **NIT Final Four** (championship game) at UA in 2001; **3 OVC championships** at Murray State; 1996-97 **District 7 Coach of the Year**; Has coached **17 NBA players**, including **six 1st Round Draft Picks**. UA's Gerald Wallace was his first as a head coach; coached five 1st rounders at UCLA; Coached one collegiate and three high school **National Players of the Year**; Has coached **18 academic all-conference players**; MSU had 30-game home win streak when Gottfried left to come to Alabama; 4 straight NCAA appearances as UA head coach (2002-03-04-05)

### Misc. Career Notes:

Named to John Wooden Board of Governors in 2004; UA's Homecoming Grand Marshall in 2004; First coach to lead Alabama to NCAA Elite 8; Only OVC coach to win three OVC titles in three seasons; Says one of things he's proudest of is taking MSU to postseason success with three different teams personnelwise; MSU finished No. 5 in nation in final NCAA team stats in scoring offense (86.7 ppg in 33 games), 3rd nationally in field goal percentage (50.1%), 7th nationally in won/lost percentage (.879%) and 23rd in rebound margin (5.4).

**Misc. Family Note:** His wife, Elizabeth, is a marathon runner who ran in the 2005 Boston Marathon



# UA Players' Individual Career Bests

## Evan Brock

**Points:** 13 vs. SLU 11-25-03  
**FGM:** 4 vs. SLU 11-25-03  
**FGA:** 8 vs. SLU 11-25-03  
**3FGM:** None  
**3FGA:** 1 vs. SLU 11-25-03  
 1 vs. Vandy 1-5-05  
**FTM:** 5 vs. SLU 11-25-03  
**FTA:** 6 vs. SLU 11-25-03  
 6 vs. MSU 2-21-04  
**Rebounds:** 7 vs. Pittsburgh 11-14-03  
 7 vs. SLU 11-25-03  
**Assists:** 4 vs. Washington  
 11-26-04  
**Blocks:** 2 vs. New Orleans 1-1-05  
**Steals:** 3 vs. Vandy 1-5-05  
**Turnover High:** 4 vs. APSU 12-6-03  
**Minutes:** 30 vs. SLU 11-25-03  
**Career Starts:** 6  
**Consecutive Starts:** 5  
**Career Games:** 77  
**Career Points:** 198 **Career Avg:** 2.6  
**Career Rebounds:** 172 **Career Avg:** 2.2

## Brandon Davis

**Points:** None  
**FGM:** None  
**FGA:** None  
**3FGM:** None  
**3FGA:** None  
**FTM:** None  
**FTA:** 2 vs. TSU 12-18-04  
**Rebounds:** 2 vs. ETSU 12-1-04  
**Assists:** 1 vs. ETSU 12-1-04  
**Blocks:** None  
**Steals:** None  
**Turnover High:** 2 vs. ETSU 12-1-04  
**Minutes:** 3 vs. WCU 11-19-04  
 3 vs. ETSU 12-1-04  
 3 vs. Auburn 3-2-05  
**Career Starts:** None  
**Career Games:** 9  
**Career Points:** 0  
**Career Avg.:** 0.0  
**Career Rebounds:** 5  
**Career Avg.:** 0.6  
**Career Assists:** 1  
**Career Avg.:** 0.1

## Chuck Davis

**Points:** 25 vs. N.Texas 11-21-04  
**FGM:** 10 vs. TSU 12-18-04  
**FGA:** 16 vs. Wisconsin  
 12-30-03  
 16 vs. TSU 12-18-04  
**3FGM:** 1 vs. UNCG 12-03-02  
 1 vs. Vanderbilt 2-18-04  
 1 vs. Wisconsin 12-29-04  
 1 vs. Miss State 1-18-05  
**3FGA:** 3 vs. Wisconsin 12-29-04  
**FTM:** 9 vs. Florida 1-27-04  
 9 vs. N. Texas 11-21-04  
 9 vs. Ole Miss 3-11-05  
**FTA:** 15 vs. Florida 1-27-04  
**Rebounds:** 12 vs. TSU 12-18-04  
**Assists:** 5 vs. USC 2-19-05  
**Blocks:** 7 vs. TSU 12-18-04  
**Steals:** 4 vs. Mercer 12-27-03  
 4 vs. Arkansas 2-16-05  
**Turnover Highs:** 7 vs. Ole Miss  
 1-24-04  
 7 vs. Minnesota 11-25-04  
**Minutes:** 40 vs. UConn 3-27-04  
 40 vs. Washington  
 11-26-04  
 40 in OT vs. Florida  
 3-11-04  
 42 in 3OT vs. Charlotte  
 12-4-04

**Career Starts:** 64  
**Current Consecutive Starts:** 46  
**Career Games:** 78  
**Career Points:** 846  
**Career Avg:** 10.8  
**Career Rebounds:** 429  
**Career Avg.:** 5.5

## Jermareo Davidson

**Points:** 21 vs. Charlotte 12-4-04  
 21 vs. Vandy 1-5-05  
**FGM:** 8 vs. Charlotte 12-4-04  
**FGA:** 11 vs. Tennessee 2-9-05  
**3FGM:** None  
**3FGA:** None  
**FTM:** 9 vs. Vandy 1-5-05  
**FTA:** 12 vs. Vandy 1-5-05  
**Rebounds:** 14 vs. Auburn 1-26-05  
 14 vs. Tennessee 2-9-05  
**Assists:** 4 vs. Arkansas 1-11-05  
 4 vs. Tennessee 2-9-05  
**Blocks:** 6 vs. Arkansas 1-14-04  
**Steals:** 2 vs. Minnesota 11-25-04  
 2 vs. Miss State 1-18-05  
**Turnover High:** 5 vs. LSU 1-31-04  
**Minutes:** 37 vs. Florida 1-27-04  
 46 in OT (3) vs.  
 Charlotte 12-4-04  
 37 vs. Tennessee 2-9-05  
**Career Starts:** 60  
**Current Consecutive Starts:** 60  
**Career Games:** 64  
**Career Points:** 405  
**Career Avg.:** 6.3  
**Career Rebounds:** 397  
**Career Avg.:** 6.2

## Jean Felix

**Points:** 13 vs. ETSU 12-1-04  
 13 vs. Miss. State 3-5-05  
**FGM:** 5 vs. ETSU 12-1-04  
**FGA:** 10 vs. LSU 2-22-05  
**3FGM:** 3 vs. ETSU 12-1-04  
 3 vs. Ole Miss 1-22-05  
 3 vs. LSU 2-22-05  
 3 vs. Ole Miss 3-11-05  
**3FGA:** 6 vs. ETSU 12-1-04  
 6 vs. LSU 2-22-05  
**FTM:** 6 vs. Florida 3-12-05  
**FTA:** 8 vs. Florida 3-12-05  
**Rebounds:** 8 vs. Auburn 3-2-05  
 8 vs. Florida 3-12-05  
**Assists:** 2 vs. Auburn 3-2-05  
 2 vs. Ole Miss 3-11-05  
**Blocks:** 2 vs. Miss. State 3-5-05  
**Steals:** 2, 5x, last vs. LSU 1-8-05  
**Turnover High:** 3 vs. Wisconsin-  
 Milwaukee 3-17-05  
**Minutes:** 26 vs. Florida 3-12-05  
**Career Starts:** None  
**Career Games:** 29  
**Career Points:** 158  
**Career Avg.:** 5.4  
**Career Rebounds:** 71  
**Career Avg.:** 2.4

## Justin Jonus

**Points:** 14 vs. ETSU 12-1-04  
**FGM:** 5 vs. ETSU 12-1-04  
**FGA:** 9 vs. ETSU 12-1-04  
**3FGM:** 4 vs. ETSU 12-1-04  
**3FGA:** 8 vs. ETSU 12-1-04  
**FTM:** 3 vs. WCU 11-19-04  
**FTA:** 4 vs. WCU 11-19-04  
**Rebounds:** 6 vs. ETSU 12-1-04  
**Assists:** 2 vs. WCU 11-19-04  
**Blocks:** None  
**Steals:** 2 vs. ETSU 12-1-04  
 2 vs. TSU 12-18-04  
**Turnover High:** 1 vs. TAMUCC  
 12-22-04  
 1 vs. Vandy 1-5-06  
 1 vs. Ole Miss 2-12-05  
 1 vs. Miss. State 3-5-05  
**Minutes:** 19 vs. ETSU 12-1-04  
**Career Starts:** None  
**Career Games:** 26  
**Career Points:** 59  
**Career Avg.:** 2.3  
**Career Rebounds:** 28  
**Career Avg.:** 1.1  
**Career Assists:** 7  
**Career Avg.:** 0.2

## Jason Reese

### Final Career Bests

**Points:** 2 vs. Auburn 1-17-04  
**FGM:** 1 vs. Auburn 1-17-04  
**FGA:** 1 vs. Mercer 12-27-03  
 1 vs. Auburn 1-17-04  
 1 vs. Ole Miss 2-28-04  
 1 vs. Tennessee 3-11-04  
 1 vs. Georgia 1-30-05  
**3FGM:** None  
**3FGA:** 1 vs. Ole Miss 2-28-04  
**FTM:** 2 vs. Miss State 1-18-05  
**FTA:** 2 vs. Tennessee 3-11-04  
 2 vs. Miss State 1-18-05  
**Rebounds:** 3 vs. Georgia 1-30-05  
**Assists:** 3 vs. Mercer 12-27-03  
**Blocks:** None  
**Steals:** 1 vs. Tennessee 3-11-04  
 1 vs. Georgia 1-30-05  
**Turnover High:** 4 vs. Georgia 1-30-05  
**Career Starts:** None  
**Career Games:** 10  
**Career Points:** 5  
**Career Avg.:** 0.5  
**Career Rebounds:** 8  
**Career Avg.:** 0.8  
**Career Assists:** 5  
**Career Avg.:** 0.5

## Earnest Shelton

### Final Career Bests

**Points:** 34 vs. Miss State 1-18-05  
**FGM:** 13 vs. Miss State 1-18-05  
**FGA:** 22 vs. Miss State 1-18-05  
**3FGM:** 8 vs. Ole Miss 3-11-05  
**3FGA:** 16 vs. Florida (SEC) 3-12-04  
**FTM:** 11 vs. Stanford 3-20-04  
**FTA:** 14 vs. Stanford 3-20-04  
**Rebounds:** 9 vs. Miss State 3-6-04  
**Assists:** 5 vs. Pittsburgh 11-14-03  
**Turnover High:** 6 vs. Vanderbilt 2-18-04  
6 vs. Washington 11-26-04  
**Blocks:** 2 vs. Chattanooga 12-16-03  
**Steals:** 5 vs. Syracuse 3-25-04  
5 vs. WCU 11-19-04  
**Minutes:** 39 vs. Tennessee 2-14-04  
39 vs. Vanderbilt 2-18-04  
39 vs. Ole Miss 1-22-05  
39 vs. Tennessee 2-9-05  
44 in overtime vs. Miss State 3-6-04  
52 in 3OT vs. Charlotte 12-4-04  
**Career Starts:** 69  
**Consecutive Starts:** 47  
**Current Consecutive Starts:** 47  
**Career Games:** 120  
**Career Points:** 1323 **Career Avg.:** 11.1  
**Career Rebounds:** 359  
**Career Avg.:** 3.0  
**Career Assists:** 174  
**Career Avg.:** 1.5

## Ronald Steele

**Points:** 16 vs. Wisconsin-Milwaukee 3-17-05  
**FGM:** 5 vs. UAA 11-24-04  
5 vs. LSU 1-8-05  
5 vs. Milwaukee 3-17-05  
**FGA:** 13 vs. LSU 1-8-05  
**3FGM:** 3 vs. UAA 11-24-04  
3 vs. USC 2-19-05  
**3FGA:** 7 vs. LSU 1-8-05  
7 vs. Kentucky 2-26-05  
7 vs. Milwaukee 3-17-05  
**FTM:** 8 vs. Minnesota 11-25-04  
**FTA:** 8 vs. Minnesota 11-25-04  
**Rebounds:** 7 vs. Temple 12-10-04  
7 vs. Tennessee 2-9-05  
**Assists:** 18 vs. ETSU 12-1-04  
\*School Record  
**Blocks:** 1 vs. Alabama St. 12-7-04  
1 vs. Ole Miss 3-11-05  
**Steals:** 4 vs. TAMUCC 12-22-04  
**Turnover High:** 5 vs. Miss. State 3-5-05  
**Minutes:** 40 vs. Temple 12-10-04  
40 vs. Kentucky 2-26-05  
40 vs. Milwaukee 3-17-05  
**Career Starts:** 32  
**Consecutive Starts:** 32  
**Career Games:** 32  
**Career Points:** 253  
**Career Avg.:** 7.9  
**Career Rebounds:** 110  
**Career Avg.:** 3.4  
**Career Assists:** 158  
**Career Avg.:** 4.9

## Shawn Taylor

**Points:** 5 vs. Georgia 1-30-05  
**FGM:** 2 vs. Georgia 1-30-05  
2 vs. Auburn 3-2-05  
**FGA:** 3 vs. UAA 11-24-04  
3 vs. Auburn 3-2-05  
**3FGM:** None  
**3FGA:** None  
**FTM:** 2 vs. New Orleans 1-1-05  
**FTA:** 5 vs. Georgia 1-30-05  
**Rebounds:** 4 vs. Auburn 3-2-05  
**Assists:** None  
**Blocks:** 1 vs. WCU 11-19-04  
1 vs. Miss State 1-18-05  
1 vs. Ole Miss 2-12-05  
**Steals:** None  
**Turnover High:** 2 vs. ETSU 12-1-04  
**Minutes:** 9 vs. Georgia 1-30-05  
**Career Starts:** None  
**Career Games:** 11  
**Career Points:** 18  
**Career Avg.:** 1.6  
**Career Rebounds:** 15  
**Career Avg.:** 1.4

## Albert Weber

### Final Career Bests

**Points:** 8 vs. WCU 11-19-04  
8 vs. Charlotte 12-4-04  
**FGM:** 4 vs. WCU 11-19-04  
4 vs. Charlotte 12-4-04  
**FGA:** 8 vs. New Orleans 1-1-05  
**3FGM:** 2 vs. New Orleans 1-1-05  
**3FGA:** 5 vs. TSU 12-18-04  
**FTM:** 1 vs. UAA 11-24-04  
**FTA:** 2 vs. UAA 11-24-04  
2 vs. Temple 12-10-04  
2 vs. Auburn 1-26-05  
2 vs. Georgia 1-30-05  
**Rebounds:** 4 vs. New Orleans 1-1-05  
**Assists:** 4 vs. UAA 11-24-04  
**Blocks:** 1 vs. Wisconsin 12-29-04  
1 vs. Ole Miss 1-22-05  
**Steals:** 1 vs. ETSU 12-1-04  
1 vs. New Orleans 1-1-05  
1 vs. Georgia 1-30-05  
**Turnover High:** 3 vs. New Orleans 1-1-05  
3 vs. Georgia 1-30-05  
**Minutes:** 28 vs. New Orleans 1-1-05  
**Career Starts:** None  
**Career Games:** 21  
**Career Points:** 47  
**Career Avg.:** 2.2  
**Career Rebounds:** 17  
**Career Avg.:** 0.8  
**Career Assists:** 14  
**Career Average:** 0.7

## Lucky Williams

### Final Career Bests

**Points:** 6 vs. LSU 2-1-03  
**FGM:** 2 vs. LSU 2-1-03  
**FGA:** 3 vs. LSU 2-1-03  
**3FGM:** None  
**3FGA:** 1 vs. LSU 2-1-03  
**FTM:** 2 vs. LSU 2-1-03  
2 vs. Auburn 3-2-05  
**FTA:** 4 vs. LSU 2-1-03  
**Rebounds:** 4 vs. Arkansas 2-5-03  
**Assists:** 1 vs. ETSU 12-1-04  
1 vs. LSU 2-1-03  
1 vs. Auburn 2-15-03  
**Turnover High:** 2 vs. Georgia 1-30-05  
**Blocks:** 1 vs. Auburn 3-2-05  
**Steals:** 1, 5x, last vs. Auburn 3-2-05  
**Minutes:** 24 vs. LSU 2-1-03  
**Career Starts:** None  
**Career Games:** 29  
**Career Points:** 24  
**Career Avg.:** 0.8  
**Career Rebounds:** 22  
**Career Avg.:** 0.8

## Kennedy Winston


### Final Career Bests

**Points:** 33 vs. Charlotte 12-4-04  
**FGM:** 12 vs. Oregon 12-21-03  
12 vs. Charlotte 12-4-04  
**FGA:** 25 vs. Charlotte 12-4-04  
**3FGM:** 5 vs. ETSU 12-1-04  
5 vs. Florida (SEC) 1-27-04  
5 vs. Kentucky 2-26-05  
5 vs. Auburn 3-2-05  
**3FGA:** 9 vs. ETSU 12-1-04  
9 vs. Kentucky 2-26-05  
**FTM:** 13 vs. Mississippi State 2-21-04  
**FTA:** 15 vs. Mississippi State 2-21-04  
15 vs. Stanford 3-20-04  
**Rebounds:** 12 vs. TAMUCC 12-22-04  
**Assists:** 6, 5x, last vs. Ole Miss 3-11-05  
**Blocks:** 3 vs. Xavier 1-3-04  
**Steals:** 4 vs. LSU 3-8-03  
**Turnover High:** 5, 8x, last vs. Milwaukee 3-17-05  
**Minutes:** 39 vs. Tennessee 2-22-03  
39 vs. Ole Miss 1-24-04  
44 in OT vs. Arkansas 3-3-04  
53 in 3 OT vs. Charlotte 12-4-04  
**Career Starts:** 75  
**Current Consecutive Starts:** 74  
**Career Games:** 82  
**Career Points:** 1,325  
**Career Avg.:** 16.1  
**Career Rebounds:** 434  
**Career Avg.:** 5.3

UA  
Individual  
Career Bests  
for 2004-05 team &  
2005-06 returners




# Player Thumbnails



**21 Evan Brock**  
**6-9 • 210 • SR • F**  
**Roswell, Ga.**

- 2005 SEC Good Works Team
- Played in 32 games as a junior in 2004-05
- Averaged 2.4 points and 2.4 rebounds as a junior in 2004-05
- Played in 32 games as a sophomore in 2003-04, starting in 5
- Averaged 3.1 points and 2.7 rebounds as a sophomore
- Scored 13 points vs. Southeastern Louisiana for soph high
- Had 5 rebounds in 2004 NCAA Sweet 16 vs. Syracuse
- Prepped at Lassiter High and averaged 18 points and 12 rebounds his senior season in 2002
- Dad, Ernie Brock, played for the Harlem Globetrotters
- Set his high school's record in the triple jump (45-4), winning state and regional championships in that event

BROCK CAREER STATS												
Season	GP - GS	MIN/AV G	FG - FGA/PCT	3FG - FGA/PCT	FT - FTA/PCT	REB/AV G	A/AV G	TO/AV G	BL/AV G	ST/AV G	PTS/AV G	
2002-03	14-0	87/6.2	9-22/.409	0-0/.000	6-11/.545	18/1.3	1/.07	3/.21	0/.000	5/.36	24/1.7	
2003-04	32-5	457/14.3	31-85/.365	0-2/.000	36-59/.610	86/2.7	22/0.8	27/0.8	6/0.2	11/0.3	98/3.1	
2004-05	32-0	381/11.9	22-46/.478	0-1/.000	33-51/.647	77/2.4	21/0.7	20/0.6	7/0.2	13/0.4	77/2.4	
<b>Totals</b>	<b>78-5</b>	<b>925/11.9</b>	<b>62-153/.405</b>	<b>0-3/.000</b>	<b>75-121/.620</b>	<b>181/2.3</b>	<b>42/.725</b>	<b>49/.341</b>	<b>13/.213</b>	<b>29/.308</b>	<b>199/2.1</b>	



**33 Jermareo Davidson**  
**6-10 • 220 • JR • F**  
**Atlanta, Ga.**

- 2005 AP All-SEC, 3rd Team
- Started in all 32 games in 2004-05 (sophomore)
- Averaged 7.6 points and 7.9 rebounds in 2004-05 (sophomore)
- Has 5 career double-doubles going into 2005-06, gaining all of those his sophomore season in 2004-05
- Has 49 career dunks going into the 2005-06 season, getting 29 of those in 2005 and 20 as a freshman
- Brings a starting streak of 60 consecutive games going into the 2005-06 season
- Scored career high twice in 2005, of 21 points against Charlotte (on the road) and 21 against Vanderbilt (on the road)
- Had career best 14 rebounds against both Auburn and Tennessee, both on the road, in 2005 (sophomore)
- Had 10 rebounds in 2005 NCAA tournament against Wisconsin-Milwaukee
- 2004 Freshman All-Southeastern Conference
- Started in 28 games as a freshman in 2004
- Averaged 5.0 points and 4.3 rebounds as a freshman in 2003-04
- In his collegiate debut, he had 10 rebounds against Pitt
- First start came in sixth game of 2003-04 season (Austin Peay) and he started in every one since that year
- Prepped at Wheeler High as a senior and Stone Mountain before that
- A human environmental sciences major
- Represented USA in France on a NIKE-Select touring team in France during the summer of 2004 (Coached by Steve Lavin on that team)

DAVIDSON CAREER STATS												
Season	GP - GS	MIN/AV G	FG - FGA/PCT	3FG - FGA/PCT	FT - FTA/PCT	REB/AV G	A/AV G	TO	BL	ST	PTS/AV G	
2003-04	33-28	766/23.2	67-142/.472	0-0/.000	30-52/.577	143/4.3	15/0.4	35/1.1	46/1.4	8/0.2	164/5.0	
2004-05	32-32	829/25.9	90-156/.577	0-0/.000	63-96/.656	252/7.9	30/0.9	39/1.2	47/1.5	11/0.3	243/7.6	
<b>Totals</b>	<b>65-60</b>	<b>1595/24.5</b>	<b>157-298/.527</b>	<b>0-0/.000</b>	<b>93-148/.628</b>	<b>395/6.1</b>	<b>45/0.7</b>	<b>74/1.1</b>	<b>93/1.4</b>	<b>19/0.3</b>	<b>407/6.3</b>	



**02 Brandon Davis**  
**5-10 • 170 • SO • G**  
**Selma, Ala.**

- Played in nine games in 2004-05 for an average of 1.9 minutes
- Member 2003-04 Alabama All-Star team
- Had a steal against Auburn (home) in 2005 (freshman)
- A walk on at UA
- Prepped at Selma High School
- 2nd Team All-State in 2004
- 1st Team All-Regional and All-Defense in 2004
- Nickname is "Scooter"

**BRANDON DAVIS CAREER STATS**

Season	GP - GS	MIN	FG - FGA / PCT	3FG - FGA / PCT	FT - FTA / PCT	REB / AV G	A / AV G	TO / AV G	BL / AV G	ST / AV G	PTS / AV G
2004-05	9-0	17/1.9	0-1 / .000	0-1 / .000	0-2 / .000	5 / .06	1 / 0.1	4 / 0.4	0 / .000	1 / 0.1	0 / 0.0



**01 Chuck Davis**  
**6-8 • 230 • SR • F**  
**Selma, Ala.**

- 2005 AP All-SEC, 3rd Team
- 2005 SEC Coaches All-SEC, 2nd Team
- 2005 NABC All-District 6, 2nd Team
- 2nd Team 2004-05 Preseason SEC Coaches All-SEC
- All-Tournament at 2004-05 Great Alaska Shootout
- Led the SEC (all games) in blocked shots in 2004-05 (junior) with 1.94 per game
- His 7 of 7 free throws made against Kentucky tied for the lead in free throw percentage in the SEC in SEC vs. SEC games in 2005
- His 7 blocks against Tennessee State led the SEC in single games blocks (all games) in 2004-05 (junior)
- Went to China in summer of 2005 as member of 8-man team from SEC playing for Sports Reach (christian ministry)
- Started in all 32 games in 2004-05 (junior)
- Averaged 13.9 points and 6.8 rebounds in 2004-05 (junior)
- Scored UA career high of 25 points vs. North Texas in November 2004
- Has played 40 or more minutes in four games in his UA career, including 42 minutes in a 3-overtime game at Charlotte in 2004-05 and 40 against UConn in 2004, against Washington in 2005 and Florida in overtime in 2004
- Has UA career average of 10.8 points going into senior year
- Has six career double-doubles going into senior season
- Has 48 career dunks going into his senior season
- Shot .566% from the field (154 of 272) in 2004-05 (junior)
- 2004 All-Phoenix Regional
- Scored 24 points and had 9 rebounds against UConn in 2004 NCAA Elite 8
- Scored 19 points against Syracuse in 2004 NCAA Sweet 16
- Started in 32 games in 2004
- Averaged 11.5 points and 5.9 rebounds in 2004
- Prepped at Selma's Southside High School
- Alabama-Mississippi All-Star in 2002
- Will graduate from UA this fall (2005) in management

**DAVIS CAREER STATS**

Season	GP - GS	MIN / AV G	FG - FGA / PCT	3FG - FGA / PCT	FT - FTA / PCT	REB / AV G	A / AV G	TO / AV G	BL / AV G	ST / AV G	PTS / AV G
2002-03	13-0	86/6.6	8-22 / .364	1-2 / .500	2-10 / .200	17/1.3	2 / .15	9 / .69	2 / .15	0 / 0	19/1.5
2003-04	33-32*	947/28.7	143-278 / .514	2-6 / .333	93-134 / .694	196/5.9	45/1.4	95/2.9	39/1.2	27/0.8	381/11.5
2004-05	32-32	1055/33.0	154-272 / .566	2-15 / .133	136-173 / .786	216/6.8	59/1.8	72/2.3	62/1.9	28/0.9	446/13.9
<b>Totals</b>	<b>78-64</b>	<b>2088/26.8</b>	<b>305-572 / .533</b>	<b>5-23 / .217</b>	<b>231-317 / .729</b>	<b>429/5.5</b>	<b>106/1.4</b>	<b>176/2.3</b>	<b>103/1.3</b>	<b>55/0.7</b>	<b>846/10.8</b>



**23 Jean Felix**  
**6-7 • 205 • SR • F**  
**Congo Republic of**  
**Africa**  
**& Paris, France**

- A key for Alabama off the bench in 2004-05, he played in 29 games, averaging 13.3 minutes a game
- Averaged 5.6 points and 2.6 rebounds in 2004-05 (junior)
- Scored 1st season highs of 13 points against both Mississippi State (in Starkville) and ETSU in 2004-05
- Scored in double digits in seven games in 2004-05, including his UA career debut with 11 against Western Carolina
- Had 8 rebounds in games against Florida (SEC tournament) and Auburn (home)
- Transferred to Alabama from Beville State (Sumiton)
- 2004 Alabama Junior College Athlete of the Year (all sports)
- NJCAA National Player of the Week, Jan. 24, 2004 after scoring 77 points & grabbing 32 rebounds in two games
- Scored 40 or more points six times at Beville
- Graduated from Blrmingham's Central Park Christian, leading team to NACA finals with a 26-1 record in 2002
- Says home is in both Paris, France, where he lived with his uncle for a few years as a teen and Pointe-Noire, Congo-Brazzaville in Africa (the Congo Republic)
- Full name is Jean Felix Moupegnov Boussiengue but has requested to go by Jean Felix during his UA basketball career
- A consumer sciences major

**JEAN FELIX STATS**

Season	GP - GS	MIN	FG - FGA / PCT	3FG - FGA / PCT	FT - FTA / PCT	REB / AV G	A / AV G	TO / AV G	BL / AV G	ST / AV G	PTS / AV G
2004-05	29-0	385/13.3	50-111 / .450	34-75 / .453	29-43 / .674	74/2.6	9/0.3	23/0.8	5/0.2	19 /0.7	163/5.6



**44 Justin Jonus**  
**6-5 • 210 • SO • G**  
**Boaz, Ala.**

- His strong play and effort landed him a scholarship by the end of fall semester as he'd started the season and school at UA as a walkon in the fall of 2004 (freshman)
- Played in 26 games for the Tide as a freshman in 2004-05
- Averaged 2.3 points and 1.1 rebounds in 2004-05 (freshman)
- Scored freshman season high of 14 points against East Tennessee State where he made 5 of 9 shots from the field
- Also had his freshman season best of six rebounds against ETSU
- A redshirt in 2003-04, his true freshman season (he travelled with team)
- A walk on originally, he was awarded a scholarship beginning January 2005
- 2003 Alabama-Mississippi All-Star
- Was coached by his dad, Kirk, at Douglas High School
- Douglas High's all-time scoring leader with 2,343 career point (9th-best all-time in the state)
- Averaged 23.7 points, 10.5 rebounds and 5.9 assists as senior in 2003

**JUSTIN JONUS STATS**

Season	GP - GS	MIN	FG - FGA / PCT	3FG - FGA / PCT	FT - FTA / PCT	REB / AV G	A / AV G	TO / AV G	BL / AV G	ST / AV G	PTS / AV G
2004-05	26-0	229/8.8	20-54 / .370	13-41 / .317	6-11 / .545	28/1.1	7/.28	7/0.3	0 / .000	6/0.2	59/2.3



**22 Ronald Steele**  
**6-3 • 185 • SO • PG**  
**Birmingham, Ala.**

- 2005 AP All-SEC, 3rd Team
- 2005 SEC Coaches All-Freshman Team
- Set the school and Coleman Coliseum record for assists in his sixth career game when he dished out 18 assists against East Tennessee State University on Dec. 1, 2004. He did not make a single turnover in 33 minutes of play in that game and was guarding one of nation's quickest stars, Tim Smith.
- His 18 single game assists against ETSU ranks T-2nd all-time in the Southeastern Conference in single game assists (19 is the record)
- Led the SEC as a freshman in assists with his 5.0 assists per game (all games) in 2005
- Led the SEC as a freshman in assists/turnover ratio with 2.46 per game (all games)
- Dick Vitale's "Diaper Dandy of the Week", named in his ESPN column on December 4 for his record-setting 18 steals vs. ETSU
- Only the 3rd player ever to start at point guard for Alabama as a true freshman in both his and the team's first game; Ennis Whatley did it in 1982 and Mo Williams did it as a freshman in 2002
- Played and started in all 32 games his freshman season in 2004-05
- Averaged 7.9 points, 3.4 rebounds and 5.0 assists a game as a freshman in 2004-05
- Led the 2004-05 team with his .813% free throw shooting, connecting upon 52 of 64
- Two-time "Mr. Basketball" in the State of Alabama
- Made history in 2003 as first underclassman to win state's "Mr. Basketball" when he took home the honor as a junior
- Averaged 19 points, 7.6 assists and 4.1 steals in 2003
- All-State in 2003 and 2004
- Led the John Carroll Catholic High School Cavaliers to the 2003 State 6A title with a perfect 36-0 record
- 2003 and 2004 6A Player of the Year
- Also all-state in football in high school
- A secondary education major
- Mom, Linda, is a UA grad; Dad, Ronald, Sr., graduated from Southern University where he played football

RONALD STEELE CAREER STATS											
Season	GP - GS	MIN/AV G	FG - FGA/PCT	3FG - FGA/PCT	FT - FTA/PCT	REB/AV G	A/AV G	TO/AV G	BL/AV G	ST/AV G	PTS/AV G
2004-05	32-32	1097/34.3	80-169/.473	41-96/.427	52-64/.813	112/3.5	160/5.0	65/2.0	3/0.1	36/1.1	253/7.9

# 2005-06 Crimson Tide Newcomers

**34 Yamene Coleman**  
**6-9 • 230 • FR • Center**  
**Boykin/Wilcox Central High School**

**PREP HIGHLIGHTS:**

- Averaged 26 points, 13 rebounds and 6 blocks his senior season in 2005 at Wilcox Central High School in Camden
- Scored 14 points and 10 rebounds in the 2005 Alabama vs. Mississippi All-Star Classic
- Averaged 14 points and 12 rebounds as a junior in 2004
- Helped lead Wilcox Central to 2003 state 5A championship and the "Final Four" in 2004 and 2005
- Broke his toe during the 2003-04 season and missed about a month of the season with the injury
- All-State (2nd Team) 5A in 2005
- Played in NIKE All-American Camp

**PERSONAL INFORMATION:**

- Played at same high school as former Tide star Antoine Pettway
- Saved a little boy from getting hit by a car when he was in high school
- Was born in Bridgeport, Conn.
- Started playing basketball at age 14
- Has a sister, Nicole Adams
- Son of Linda Pettway of Boykin
- Born April 19, 1986

**12 Alonzo Gee**  
**6-6 • 215 • FR • Forward**  
**Palm Beach, Fla./Dwyer High School**

**PREP HIGHLIGHTS:**

- Averaged 21.3 points and 6.8 rebounds as a senior at Palm Beach Gardens Dwyer High School in 2005
- Averaged 15 points and 7.0 rebounds as a junior in 2004
- Dwyer won 2004 and 2005 Class 5A state titles (28-5)
- Scored 20 points and made 14 rebounds, blocked 4 shots & had 4 steals to lead team in the 2005 state title game, a 48-42 win against Clearwater
- Class 5A state tournament MVP in 2005
- All-State Tournament in 2004
- MVP of 2004 Adidas Showcase national tournament & all-tournament at another national event in Las Vegas
- All-State in 2005 and Honorable mention All-State as a junior in 2004
- Scored 28 points in Florida's 2005 Senior Showcase to lead the winning East team (East vs. West)
- South Florida Sun-Sentinel Player of the Year
- Scored 23 points in one quarter in a 2005 game against South Fork

# 2005-06 Crimson Tide Newcomers

**35 Richard Hendrix**  
**6-8 • 265 • FR • Forward**  
**Athens/Athens High School**

## **PREP HIGHLIGHTS:**

- 2005 "Mr. Basketball" in State of Alabama
- 2005 McDonald's All-American
- Played in 2005 Michael Jordan All-American All-Star Game in Madison Square Garden in 2005
- 2005 "Parade All-American"
- A top 5 national recruit
- 2005 Class 5A Player of the Year
- 2005 World Select Team member at NIKE Hoop Summit
- Member of Gold Medal-winning South Team at USA Junior Olympic Youth Development Festival in Colorado Springs in 2004 & 2003
- Averaged 22.7 points, 14.9 rebounds and 5.4 blocks as a senior in 2005
- Averaged 22.1 points, 13.7 rebounds and 5.1 blocked shots in 2004
- Set state record in career rebounds at 1,820 and blocked shots, 667
- Scored 2,915 career points in four seasons at Athens
- Set Athens High school records in all-time scoring, rebounding, shot blocking and consecutive game starts
- Had six "triple doubles" his junior year in 2004 & 3 as a sophomore
- Had 92 double-doubles and played school record 138 consecutive games
- All-Area, 5A, in 2004 and 2005 & Area 15 Tournament MVP
- His high school also produced former Tide & Miami Heat star Keith Askins as well as the NFL's Philip Rivers
- Played for the Alabama Lasers AAU team
- NIKE All-American Camp participant
- All-State in 2005

## **PERSONAL INFORMATION:**

- A business major at Alabama
- Started competing in basketball at age 5
- Voted "Mr. AHS" at Athens High school by student body, was voted AHS's "Senior Class Favorite" & was in National Honor Society
- Has two older sisters, both UA graduates, Lesley (2000) and Kristina (2003); in fact, five females in his family are UA grads--he's the first male in the family to attend UofA
- Credits sister Kristina, a former high school cheerleader, for teaching him how to jump high when he was little
- Son of Venard and Valarie Hendrix, both teachers, both Athens College graduates
- Dad, Venard, was his high school coach & also coaches tennis at Athens; Valarie is a science teacher at Athens Middle School
- Born November 15, 1986

**04 Brandon Hollinger**  
**5-11 • 170 • FR • Guard**  
**Mobile/LeFlore High School**

## **PREP HIGHLIGHTS:**

- 6A Player of the Year in 2005
- 2005 Mobile Press Register Co-Player of the Year (along with his teammate, Harold Edwards)
- Played point guard in high school
- Averaged 19 points, 8 rebounds, 6 assists and 4.5 steals his senior season at LeFlore High School
- 1st Team All-State in 2005
- 1st Team Super 5 and the Southwest Regional Player of the Year in 2005
- 2005 Regional Tournament MVP
- Led LeFlore to a final 35-1 record and No. 2 national ranking before falling in the 6A state championship game in 2005 (1st LeFlore team to go undefeated in regular season)
- Coached at LeFlore by Otis Hughley
- 2004 NIKE All-American Camp participant
- Hollinger was one of 5 LeFlore senior starters who all signed with colleges on April 14, 2005 (Hollinger to Alabama, Harold Edwards to North Texas, Andrew Hayles and Bryan Campbell with Alabama State and Stephon Grove to Cumberland College)

## **PERSONAL INFORMATION:**

- High school nickname was B-Holl
- Has a brother, Carlos Skinner, and three sisters, Katina Skinner, Latoya Hollinger and Yashonda Hollinger
- Son of Wanda Hollinger
- Born January 13, 1987

# 2004-05 Results

## University of Alabama Basketball University of Alabama Season Schedule/Results & Leaders

<b>RECORD:</b>	<b>OVERALL</b>	<b>HOME</b>	<b>AWAY</b>	<b>NEUTRAL</b>
ALL GAMES.....	(24-8)	(14-1)	(8-4)	(2-3)
CONFERENCE.....	(12-4)	(7-1)	(5-3)	(0-0)
NON-CONFERENCE.....	(12-4)	(7-0)	(3-1)	(2-3)

DATE	TIME	OPPONENT	SCORE	ATTEND	HIGH POINTS	HIGH REBOUNDS
11/19/04	5:30PM CST	WESTERN CAROLINA UNIVERSITY	W 97-66	8891 (24)	Winston, Kennedy	(8)Davis, Chuck
11/21/04	3:30PM CST	UNIVERSITY OF NORTH TEXAS	W 85-71	8975 (25)	Davis, Chuck	(7)Davis, Chuck
11/24/04	7:30 pm	\$ at Alaska Anchorage	W 90-55	6846 (18)	Shelton, Earnest	(13)Davidson, Jermareo
11-25-04	5:30 Alaska	vs Minnesota	W 78-72	7583 (29)	Shelton, Earnest	(9)Winston, Kennedy
11/27/04	6 pm	vs Washington	76-79 L	8264 (23)	Davis, Chuck	(9)Davis, Chuck
12/01/04	7:00PM CST	EAST TENNESSEE STATE	W 114-77	8067 (24)	Shelton, Earnest	(10)Winston, Kennedy
12-04-04	7:00 p.m.ET	at Charlotte	WOT 102-101	8511 (33)	Winston, Kennedy	(13)Davidson, Jermareo
12/7/04	7pm	at Alabama State	W 72-54	7127 (21)	Winston, Kennedy	(9)Davidson, Jermareo (9)Davis, Chuck
12/11/04	6:00PM CST	TEMPLE	W 75-71	11751 (22)	Shelton, Earnest	(13)Davidson, Jermareo
12/18/04	6:00PM CST	TENNESSEE STATE	W 87-79	8018 (24)	Davis, Chuck	(12)Davis, Chuck
12/22/04	7:00pm CST	TEXAS A&M CORPUS CHRISTI	W 76-54	8184 (24)	Winston, Kennedy	(12)Winston, Kennedy
12-29-04	6:30pm	at Wisconsin	62-76 L	17142 (18)	Davis, Chuck	(7)Davis, Chuck (18)Winston, Kennedy
01/01/05	6:00PM CST	UNO	W 68-57	7988 (14)	Shelton, Earnest	(9)Davidson, Jermareo
1/5/05	9:00 pm	* at Vanderbilt	56-70 L	12231 (21)	Davidson, Jermareo	(8)Davidson, Jermareo
01/08/04	5:00PM CST	* LOUISIANA STATE UNIVERSITY	W 73-58	11558 (21)	Winston, Kennedy	(8)Davidson, Jermareo (8)Davis, Chuck
01-11-05	08:05pm	* at Arkansas Razorbacks	W 64-61	18533 (18)	Shelton, Earnest	(9)Davis, Chuck
01/18/05	8:00PM CST	* MISSISSIPPI STATE BULLDOGS	W 98-49	13787 (34)	Shelton, Earnest	(7)Davidson, Jermareo
1-22-05	3 p.m. CT	* at Ole Miss	W 66-58	6523 (26)	Winston, Kennedy	(13)Davidson, Jermareo
1-26-04	7:00 p.m.	* at Auburn	W 60-55	10127 (22)	Shelton, Earnest	(14)Davidson, Jermareo
01/30/05	7:00PM CST	* UNIVERSITY OF GEORGIA	W 75-47	12545 (18)	Winston, Kennedy	(10)Davidson, Jermareo
02/05/05	3 p.m.	* at Florida	54-85 L	11787 (15)	Davis, Chuck	(9)Davidson, Jermareo (15)Shelton, Earnest
02/09/05	8:00 p.m.	* at Tennessee	W 72-54	12650 (18)	Winston, Kennedy	(14)Davidson, Jermareo
02/12/05	6:00PM CST	* OLE MISS	W 71-45	12165 (22)	Winston, Kennedy	(8)Davis, Chuck
02/16/05	7:00PM CST	* ARKANSAS RAZORBACKS	W 72-63	9410 (21)	Davis, Chuck	(6)Davis, Chuck
02/19/05	2:00PM CST	* UNIVERSITY OF SOUTH CAROLINA	W 87-68	15316 (19)	Winston, Kennedy	(5)Shelton, Earnest (5)Davis, Chuck (5)Felix, Jean
02/22/05	8:00 pm	* at LSU Tigers	59-61 L	11339 (22)	Winston, Kennedy	(6)Winston, Kennedy
02/26/05	12:30PM CST	* KENTUCKY	71-78 L	15316 (21)	Winston, Kennedy	(6)Davis, Chuck (6)Winston, Kennedy
03/02/05	7:00PM CST	* AUBURN	W 94-53	12402 (24)	Winston, Kennedy	(8)Felix, Jean
03-05-05	1 p.m.	* at Mississippi State	W 68-63	10432 (21)	Winston, Kennedy	(11)Davidson, Jermareo
03/11/05	1:00pm ET	vs OLE MISS	W 69-52	(26)Shelton, Earnest	(8)Winston, Kennedy	
03/12/05		vs FLORIDA	62-68 L	(19)Winston, Kennedy	(11)Davidson, Jermareo	
03/17/05	12:25 pm	vs UW-Milwaukee	73-83 L	(20)Winston, Kennedy	(10)Davidson, Jermareo	

\* - Conference game

ATTENDANCE SUMMARY	GAMES	TOTALS	AVG/GAME
HOME.....	15	164373	10958
AWAY.....	12	133248	11104
NEUTRAL.....	5	15847	3169
TOTAL.....	32	313468	9796

# 2004-05 Alabama Basketball Stats

## University of Alabama Basketball

### University of Alabama Season Box Score

	RECORD:	OVERALL	HOME	AWAY	NEUTRAL
ALL GAMES.....		(24-8)	(14-1)	(8-4)	(2-3)
CONFERENCE.....		(12-4)	(7-1)	(5-3)	(0-0)
NON-CONFERENCE.....		(12-4)	(7-0)	(3-1)	(2-3)

## Player	GP-GS	--TOTAL--		--3-PTS--		---REBOUNDS---															
		Min	Avg	FG-FGA	Pct	3FG-FGA	Pct	FT-FTA	Pct	Off	Def	Tot	Avg	PF	FO	A	TO	Blk	Stl	Pts	Avg
03 Winston, Kennedy...	32-32	1102	34.4	203-440	.461	60-139	.432	107-138	.775	42	130	172	5.4	63	1	82	80	8	10	573	17.9
Conference-Only..	16-16	558	34.9	101-215	.470	35-68	.515	68-84	.810	13	58	71	4.4	28	0	35	39	5	6	305	19.1
05 Shelton, Earnest...	32-32	1048	32.8	164-350	.469	91-229	.397	101-125	.808	21	88	109	3.4	58	0	64	68	3	33	520	16.3
Conference-Only..	16-16	544	34.0	80-168	.476	41-108	.380	49-57	.860	13	45	58	3.6	26	0	26	35	2	17	250	15.6
01 Davis, Chuck.....	32-32	1055	33.0	154-272	.566	2-15	.133	136-173	.786	73	143	216	6.8	86	1	59	72	62	28	446	13.9
Conference-Only..	16-16	526	32.9	69-115	.600	1-7	.143	64-84	.762	29	68	97	6.1	44	0	38	37	26	16	203	12.7
22 Steele, Ronald.....	32-32	1097	34.3	80-169	.473	41-96	.427	52-64	.813	11	101	112	3.5	65	2	160	65	3	36	253	7.9
Conference-Only..	16-16	540	33.8	33-80	.413	18-44	.409	18-23	.783	6	44	50	3.1	31	1	74	31	1	17	102	6.4
33 Davidson, Jermareo.	32-32	829	25.9	90-156	.577	0-0	.000	63-96	.656	71	181	252	7.9	78	3	30	39	47	11	243	7.6
Conference-Only..	16-16	436	27.3	42-79	.532	0-0	.000	27-43	.628	31	91	122	7.6	43	2	20	20	21	5	111	6.9
23 Felix, Jean.....	29-0	385	13.3	50-111	.450	34-75	.453	29-43	.674	22	52	74	2.6	36	0	9	23	5	19	163	5.6
Conference-Only..	15-0	203	13.5	25-51	.490	20-38	.526	17-21	.810	11	35	46	3.1	21	0	4	11	4	7	87	5.8
21 Brock, Evan.....	32-0	381	11.9	22-46	.478	0-1	.000	33-51	.647	36	41	77	2.4	34	0	21	20	7	13	77	2.4
Conference-Only..	16-0	196	12.3	11-18	.611	0-1	.000	17-26	.654	20	18	38	2.4	21	0	10	10	2	9	39	2.4
44 Jonus, Justin.....	26-0	229	8.8	20-54	.370	13-41	.317	6-11	.545	12	16	28	1.1	18	0	7	7	0	6	59	2.3
Conference-Only..	11-0	81	7.4	6-17	.353	1-11	.091	3-6	.500	4	4	8	0.7	9	0	2	5	0	2	16	1.5
45 Adkins, Akini.....	4-0	32	8.0	4-9	.444	1-2	.500	0-0	.000	0	11	11	2.8	2	0	2	2	1	0	9	2.3
Conference-Only..	0-0	0	0.0	0-0	.000	0-0	.000	0-0	.000	0	0	0	0.0	0	0	0	0	0	0	0	0.0
04 Weber, Albert.....	21-0	200	9.5	19-56	.339	6-29	.207	3-8	.375	6	11	17	0.8	10	0	14	14	2	3	47	2.2
Conference-Only..	8-0	51	6.4	1-10	.100	0-6	.000	2-4	.500	0	2	2	0.3	3	0	1	7	1	1	4	0.5
32 Taylor, Shawn.....	11-0	42	3.8	7-11	.636	0-0	.000	4-15	.267	7	8	15	1.4	11	0	0	3	3	0	18	1.6
Conference-Only..	6-0	22	3.7	4-6	.667	0-0	.000	2-11	.182	6	4	10	1.7	4	0	0	0	2	0	10	1.7
13 Williams, Lucky....	11-0	37	3.4	4-10	.400	0-0	.000	3-4	.750	4	7	11	1.0	7	0	1	2	2	3	11	1.0
Conference-Only..	6-0	21	3.5	3-7	.429	0-0	.000	3-4	.750	3	7	10	1.7	4	0	0	2	1	2	9	1.5
24 Reese, Jason.....	2-0	5	2.5	1-3	.333	0-1	.000	0-0	.000	0	1	1	0.5	0	0	0	1	0	0	2	1.0
Conference-Only..	2-0	5	2.5	1-3	.333	0-1	.000	0-0	.000	0	1	1	0.5	0	0	0	1	0	0	2	1.0
20 Daniels, LaKory....	4-0	10	2.5	1-5	.200	1-3	.333	0-0	.000	2	2	4	1.0	0	0	3	1	0	0	3	0.8
Conference-Only..	0-0	0	0.0	0-0	.000	0-0	.000	0-0	.000	0	0	0	0.0	0	0	0	0	0	0	0	0.0
24 Jason, Reese.....	3-0	6	2.0	0-1	.000	0-0	.000	2-2	1.000	1	2	3	1.0	2	0	0	4	0	1	2	0.7
Conference-Only..	3-0	6	2.0	0-1	.000	0-0	.000	2-2	1.000	1	2	3	1.0	2	0	0	4	0	1	2	0.7
02 Davis, Brandon.....	9-0	17	1.9	0-1	.000	0-1	.000	0-2	.000	0	5	5	0.6	1	0	1	4	0	1	0	0.0
Conference-Only..	5-0	11	2.2	0-1	.000	0-1	.000	0-0	.000	0	2	2	0.4	0	0	0	2	0	1	0	0.0
TEAM.....										26	47	73	2.3	0		5					
Conference-Only..										11	18	29	1.8	0		2					
Total.....	32	6475	819-1694	.483	249-632	.394	539-732	.736	334	846	1180	36.9	471	7	453	410	143	164	2426	75.8	
Conference-Only..	16	3200	376-771	.488	116-285	.407	272-365	.745	148	399	547	34.2	236	3	210	206	65	84	1140	71.2	
Opponents.....	32	6474	770-1900	.405	233-636	.366	310-477	.650	368	638	1006	31.4	631	16	401	366	67	186	2083	65.1	
Conference-Only..	16	3200	358-910	.393	108-318	.340	144-217	.664	195	297	492	30.8	333	13	184	189	39	96	968	60.5	

<b>SCORE BY PERIODS:</b>	<b>1st</b>	<b>2nd</b>	<b>OT</b>	<b>OT2</b>	<b>OT3</b>	<b>Total</b>
University of Alabama.....	1136	1266	5	10	9	2426
Opponents.....	938	1122	5	10	8	2083

<b>DEADBALL REBOUNDS:</b>	<b>OFF</b>	<b>DEF</b>	<b>TOTAL</b>
University of Alabama.....	84	11	95
Opponents.....	72	11	83



# Game-By-Game Starting Lineups; 2005 Season Honors

## 2004-05 Game By Game Starting Lineups

Game	Guard	Guard	Forward	Forward	Center	W/L
Stillman	Steele	Shelton	Winston	Davis	Davidson	W EXH
AIA	Steele	Shelton	Winston	Davis	Davidson	W EXH
Western Carolina	Steele	Shelton	Winston	Davis	Davidson	W
North Texas	Steele	Shelton	Winston	Davis	Davidson	W
@ Alaska Anchorage	Steele	Shelton	Winston	Davis	Davidson	W
Minnesota	Steele	Shelton	Winston	Davis	Davidson	W
#22 Washington	Steele	Shelton	Winston	Davis	Davidson	L
ETSU	Steele	Shelton	Winston	Davis	Davidson	W
@ Charlotte	Steele	Shelton	Winston	Davis	Davidson	W 30T
@ Alabama State	Steele	Shelton	Winston	Davis	Davidson	W
Temple	Steele	Shelton	Winston	Davis	Davidson	W
Tennessee State	Steele	Shelton	Winston	Davis	Davidson	W
Texas A&M CC	Steele	Shelton	Winston	Davis	Davidson	W
@ Wisconsin	Steele	Shelton	Winston	Davis	Davidson	L
New Orleans	Steele	Shelton	Winston	Davis	Davidson	W
@ Vanderbilt	Steele	Shelton	Winston	Davis	Davidson	L
LSU	Steele	Shelton	Winston	Davis	Davidson	W
@ Arkansas	Steele	Shelton	Winston	Davis	Davidson	W
#19 Mississippi St.	Steele	Shelton	Winston	Davis	Davidson	W
@ Ole Miss	Steele	Shelton	Winston	Davis	Davidson	W
@ Auburn	Steele	Shelton	Winston	Davis	Davidson	W
Georgia	Steele	Shelton	Winston	Davis	Davidson	W
@ Florida	Steele	Shelton	Winston	Davis	Davidson	L
@ Tennessee	Steele	Shelton	Winston	Davis	Davidson	W
Ole Miss	Steele	Shelton	Winston	Davis	Davidson	W
Arkansas	Steele	Shelton	Winston	Davis	Davidson	W
South Carolina	Steele	Shelton	Winston	Davis	Davidson	W
@ LSU	Steele	Shelton	Winston	Davis	Davidson	L
#5 Kentucky	Steele	Shelton	Winston	Davis	Davidson	L
Auburn (home)	Steele	Shelton	Winston	Davis	Davidson	W
@ Mississippi St.	Steele	Shelton	Winston	Davis	Davidson	W
Ole Miss (SEC)	Steele	Shelton	Winston	Davis	Davidson	W
Florida (SEC)	Steele	Shelton	Winston	Davis	Davidson	L
Wisc.-Milwaukee (NCAA)	Steele	Shelton	Winston	Davis	Davidson	L

### Tide Players Who Have Started in Every Career Game




Ronald Steele Freshman 2005 32 Games/  
32 starts

### Consecutive Starting Streaks for 2005 Players

Chuck Davis 64 total starts  
46 consecutive  
Jermareo Davidson 60 total starts  
60 consecutive  
Earnest Shelton 69 total starts ]  
47 consecutive  
Ronald Steele 32 total starts  
32 consecutive  
Kennedy Winston 75 total starts  
74 consecutive

\* Erwin Dudley holds the UA career starts record with 129 (2000-2003, 4 seasons)

\* Erwin Dudley, Rod Grizzard, Terrance Meade all co-hold the single season starts record at 36 in 2001



## Alabama's 2005-06 All-Star Candidates

# Bama in The 2005 Final SEC Stats/Standings

## All Games

### TEAM STATS:

Scoring Offense	2nd with 75.8
Scoring Defense	7th with 65.1
Scoring Margin	3rd with +10.7
Free Throw Percentage	<b>1st with .736</b>
Field Goal Percentages	<b>1st with .483</b>
Field Goal Percentage Defense	<b>1st with .405</b>
3-Point Field Goal Percentages	<b>1st with .394</b>
3-Point Field Goal Perc. Defense	10th with .366
Rebounding Offense	3rd with 36.8
Rebounding Defense	3rd with 31.5
Rebound Margin	3rd with +5.4
Blocked Shots	3rd with 4.47
Assists	7th with 14.16
Steals	12th with 5.12
Turnovers Margin	12th with -1.38
Assist/Turnover Ratio	3rd with 1.10
Offensive Rebounds	10th with 10.41
Defensive Rebounds	<b>1st with 26.44</b>
3-Point Field Goals Made	3rd with 7.78

### INDIVIDUAL STATS:

Scoring Offense	<b>1st Kennedy Winston 17.9</b>
	7th Earnest Shelton 16.2
	13th Chuck Davis 13.9
Rebounding	5th Jermareo Davidson 7.9
	7th Chuck Davis 6.5
	14th Kennedy Winston 5.4
Field Goal Percentage	6th Earnest Shelton .469
	7th Kennedy Winston .461
Assists	<b>T-1st Ronald Steele 5.00</b>
Free Throw Percentage	6th Earnest Shelton .808
	8th Chuck Davis .786
	10th Kennedy Winston .775
3-Point Field Goal Percentage	5th Earnest Shelton with .397
3-Point Field Goals Made	3rd Earnest Shelton with 2.84
Blocked Shots	<b>1st Chuck Davis 1.94</b>
	8th Jermareo Davidson 1.47
Assist/Turnover Ratio	<b>1st Ronald Steele 2.46</b>
Offensive Rebounds	9th Chuck Davis 2.28
Defensive Rebounds	4th Jermareo Davidson 5.66
	9th Chuck Davis 4.47

### SEC SUPERLATIVES

#### TEAM

Points	<b>1st 114 vs. ETSU</b>
Field Goals Made	<b>1st 41 vs. ETSU</b>
Field Goal Attempts	<b>1st 80 vs. Charlotte</b>
3-Point Field Goals Made	<b>1st 19 vs. ETSU</b>
3-Point Field Goal Attempts	<b>T-1st 41 vs. ETSU</b>
Free Throws Made	<b>T-1st 30 vs. Minnesota</b>
Free Throw Attempts	<b>1st 42 vs. Georgia</b>

#### INDIVIDUAL

Field Goals Made	<b>T-1st 13 by Earnest Shelton vs. Miss State</b>
Assists	<b>1st 18 Ronald Steele vs. ETSU</b>
Blocked Shots	<b>1st 7 Chuck Davis vs. Tennessee State</b>
Free Throw Percentage	<b>T-1st 1.000 Ronald Steele (8-8) vs. Minnesota</b>
Most Points Scored	T-2nd Earnest Shelton 34 vs. Mississippi State
	T-3rd Kennedy Winston 33 vs. Charlotte

## SEC Standings

WESTERN DIVISION	SEC	DIV	Overall
Alabama* (co-div.champ)	12-4	9-1	24-7
LSU* (co-div. champ)	12-4	8-2	20-9
Mississippi State	9-7	5-5	22-10
Arkansas	6-10	4-6	18-12
Ole Miss	4-12	2-8	14-17
Auburn	4-12	2-8	14-17
EASTERN DIVISION	SEC	DIV	Overall
Kentucky* Champion	14-2	8-2	25-5
Florida	12-4	8-2	23-7
Vanderbilt	8-8	4-6	18-13
South Carolina	7-9	5-5	15-13
Tennessee	6-10	4-6	14-17
Georgia	2-14	1-9	8-20

## SEC VS. SEC Games

### FINAL TEAM STATS:

Scoring Offense	3rd with 71.2
Scoring Defense	<b>1st with 60.5</b>
Scoring Margin	<b>1st with +10.8</b>
Free Throw Percentage	<b>1st with .745</b>
Field Goal Percentages	<b>1st with .488</b>
Field Goal Percentage Defense	<b>1st with .393</b>
3-Point Field Goal Percentages	<b>1st with .407</b>
3-Point Field Goal Perc. Defense	6th with .340
Rebounding Offense	4th with 34.1
Rebounding Defense	3rd with 30.8
Rebound Margin	4th with +3.3
Blocked Shots	4th with 4.06
Assists	7th with 13.12
Steals	T-11th with 5.25
Turnover Margin	9th with -1.06
Assist/Turnover Ratio	7th with 1.02
Offensive Rebounds	11th with 9.19
Defensive Rebounds	3rd with 24.94
3-Point Field Goals Made	4th with 7.25

### FINAL INDIVIDUAL STATS:

Scoring	2nd Kennedy Winston at 19.1
	7th Earnest Shelton 15.6
	T-17th Chuck Davis 12.7
Rebounding	6th Jermareo Davidson 7.6
	11th Chuck Davis 6.1
Field Goal Percentage	4th Earnest Shelton .476
	5th Kennedy Winston .470
Assists	2nd Ronald Steele 4.62
Free Throw Percentage	3rd Earnest Shelton .860
	5th Kennedy Winston .810
	7th Chuck Davis with .762
Steals	None
3-Point Field Goal Percentage	<b>1st Kennedy Winston .515</b>
	9th Earnest Shelton .380
3-Point Field Goals Made	T-3rd Earnest Shelton with 2.56
	T-7th Kennedy Winston 2.19
Blocked Shots	3rd Chuck Davis with 1.62
	6th Jermareo Davidson 1.31
Assist/Turnover Ratio	2nd Ronald Steele with 2.39
Defensive Rebounds	5th Jermareo Davidson 5.69
	8th Chuck Davis 4.25

UA's 98 points vs. MSU led league in points scored  
 UA's 34 FGM vs. MSU led league in Field Goals Made  
 UA's 42 Free Throw Attempts vs. Georgia led  
 UA's .947 (18 of 19) free throw percentage against Kentucky led  
 Earnest Shelton's 34 pts vs. MSU tied for lead in Most Points Scored  
 Earnest Shelton's 13 Field Goals Made led in Field Goals Made  
 Earnest Shelton's 8-8 (AU) & Chuck Davis's 7-7 (UK) T-lead in free throw percentage

# 2005 Double-Doubles, Dunks, Records at half, Shooting stats, OT games, etc.

## UA CAREER DOUBLE DOUBLES

(Official games only, does not include exhibition games)

**Jermareo Davidson** 5 career  
 10 pts/11 rebs vs. Florida (SEC) (SO)  
 16 pts/14 rebs vs. Tennessee (SO)  
 16 pts/13 rebs vs. Temple (SO)  
 21 pts/13 rebs vs. Charlotte (SO)  
 17 pts/13 rebs vs. Alaska Anchorage (SO)

**Chuck Davis** 6 career  
 16 pts/13 rebs. vs. Tennessee (JR)  
 14 pts/11 rebs vs. Temple (JR)  
 24 pts/12 rebs vs. Tenn State (JR)  
 15 pts/10 rebs vs. No. 22 Florida (SO)  
 10 pts/10 rebs vs. Charlotte (SO)  
 10 pts/11 rebs vs. Louisiana Tech (SO)

**Kennedy Winston** 5 career  
 24 pts/12 rebs vs. TAMUCC (JR)  
 33 pts/10 rebs vs. Charlotte (JR)  
 24 pts/10 rebs vs. ETSU (JR)  
 31 pts/11 rebs vs. Miss State (Away) (SO)  
 15 pts/10 rebs vs. Auburn (Home) (FR)

## 30-Plus Points Scorers (Career Totals)

**Earnest Shelton** 1 Total  
 34 points vs. Miss. State, Jan. 18, 2005

**Kennedy Winston** 2 Total  
 33 points at Charlotte, Dec. 4, 2004  
 31 points at Miss. State, Feb. 21, 2004

## 20-Plus Points Scorers (Career Totals)

**Jermareo Davidson** 2 Total (2 in 2004-05)  
**Chuck Davis** 8 Total (4 in 2003-04, 4 in 2004-05)  
**\*Earnest Shelton** 19 Total (2 in 2002; 11 in 2003-04; 6 in 2004-05)  
**\*Kennedy Winston** 26 Total (2 in 2003); (11 in 2003-04)\*; 22 in 2004-05

\* Does not include 30+ points games in this count

## The Dunk-O-Meter

Career dunk count (official games only):

**Evan Brock:**  
 19 career dunks; 9 in 2003-04  
 (1 vs. Chattanooga; 1 vs. Mercer, 1 vs. Auburn, 1 vs. LSU -Home, 2 vs. Tennessee, 1 vs. Tennessee SEC, 1 vs. Stanford NCAA, 1 vs. UConn NCAA)  
 10 in 2004-05: (1 vs. TAMUCC, 1 vs. UNO, 1 Vandy, 2 Miss St., 1 Georgia, 1 Ole Miss home, 1 Ark home, 1 USC, 1 vs. Auburn in Tusc.)

**Jermareo Davidson:**  
 49 career dunks; 20 in 2003-04  
 (2 vs. LA Tech, 1 vs. Charlotte, 2 vs. Austin Peay, 1 vs. Mercer, 1 vs. Wisconsin, 2 vs. Xavier, 1 at LSU, 1 vs. Auburn, 2 vs. Florida, 3 vs. Kentucky, 1 vs. Vanderbilt, 1 vs. Ole Miss at home, 1 vs. Florida SEC, 1 vs. SIU NCAA);  
 29 in 2004-05 (2 UNT, 2 UAA, 1 Charlotte, 1 Alabama State, 1 Temple, 1 Tenn St, 2 Vandy, 2 LSU, 2 at Arkansas, 1 vs. Miss St., 1 at Auburn, 1 Georgia, 3 Florida, 2 Tennessee, 1 USC, 1 @ LSU. 1 LSU, 1 vs. Auburn in Tuscaloosa, 1 @ MSU, 2 Milwaukee)

**Chuck Davis:**  
 48 career dunks: 1 in 2002-03 (1 vs. Vanderbilt); 25 in 2003-04 (1 vs. Austin Peay, 3 vs. Chattanooga, 2 vs. Oregon, 2 vs. Wisconsin, 1 vs. Arkansas, 1 vs. Auburn, 1 vs. Georgia, 1 vs. Ole Miss, 2 vs. Tennessee, 1 Vanderbilt, 1 at Auburn, 1 vs. Tenn. SEC, 1 vs. Fla. SEC, 1 vs. SIU NCAA, 1vs. Stanford NCAA, 3 vs. Syracuse NCAA, 2 vs. UConn NCAA);  
 21 in 2004-05 (1 WCU, 2 UAA, 2 Washington, 1 Charlotte, 1 Ala.St., 1 TSU, 2 TAMUCC, 1 UNO, Vandy, 2 LSU, 2 at Arkansas, 1 at Auburn, 1 Georgia, 1 Ole Miss home, 1 Ark home, 1 Kentucky, 1 Milwaukee)

**Jean Felix:** 3 career; 3 in 2004-05 (2 WCU, 1 Tennessee)

**Jason Reese:** 1 career; 1 in 2004-05 (1 vs. Auburn in Tuscaloosa)

**Earnest Shelton:** 1 career; 1 in 2002-03 (1 vs. Utah)

**Shawn Taylor:**  
 4 career; 4 in 2004-05 (1 Tenn. St., 2 Georgia, 1 Auburn in Tuscaloosa)

**Albert Weber:**  
 1 career; 1 in 2004-05 (WCU)

**Kennedy Winston:**  
 21 career; 5 in 2002-03 (1 vs. Ole Miss Away, 1 vs. Georgia, 2 vs. Ole Miss in Tuscaloosa);  
 16 in 2004-05 (1 WCU, 2 North Texas, 1 Tenn. St., 1 UNO, 1 Vandy, 1 LSU, 1 at Arkansas, 1 Miss St., 2 Georgia, 1 Tennessee, 1 Ole Miss home, 1 @ MSU, 1 Milwaukee)

## Games Alabama Has Shot 50% or Better from the Field in 2004-05

Ole Miss	.579	22 of 38	Home
#19 Mississippi State	.567	34 of 60	Home
ETSU	.562	41 of 73	Home
at Tennessee	.551	27 of 49	Away
North Texas	.551	27 of 49	Home
Auburn	.544	31 of 57	Home
at Arkansas	.542	26 of 48	Away
at Alabama State	.538	28 of 52	Away
Arkansas	.537	22 of 41	Home
#22 Washington	.532	25 of 47	Neutral/Great Alaska
at Ole Miss	.528	19 of 36	Away
Wisconsin-Milwaukee	.520	26 of 50	Neutral/NCAA/Cleveland
Western Carolina	.515	34 of 66	Home
South Carolina	.509	28 of 55	Home
at Alaska Anchorage	.500	32 of 64	Away
Georgia	.500	22 of 44	Home

## Games UA Opponent Has Shot 50% or Better From the Field

#5 Kentucky	.563	27 of 48	Home
Wisconsin-Milwaukee	.520	26 of 50	Neutral/NCAA/Cleveland
at Wisconsin	.500	26 of 52	Away

## Games Alabama Has Held Opponent to Under .400% from the Field

Auburn	.290	18 of 62	Home
@ Mississippi State	.303	23 of 76	Away
Georgia	.315	17 of 54	Home
Ole Miss	.321	18 of 56	Home
at Alaska Anchorage	.333	21 of 63	Away
at Alabama State	.333	22 of 66	Away
at Tennessee	.357	20 of 56	Away
#19 Mississippi State	.362	17 of 47	Home
at Auburn	.367	22 of 60	Away
Temple	.385	25 of 65	Home
Tennessee State	.387	29 of 75	Home
Texas A&M Corpus Christi	.385	20 of 52	Home
at LSU	.396	21 of 53	Away
Ole Miss (SEC tourney)	.396	19 of 48	Neutral

**Alabama's Record When it Leads at Halftime:** 20-1 (loss was to Kentucky)

**Alabama's Record When it Trails at Halftime:** 3-5

**Alabama's Come-from-behind-at-half-Wins:** at Charlotte, won in 3 OT's at Ole Miss, won 66-58 Arkansas, won 72-63

## Alabama's Player Foul-Outs in 2004-05

<b>Chuck Davis</b>	1	at Charlotte
<b>Jermareo Davidson</b>	3	at Charlotte, at Florida, at Mississippi State
<b>Ronald Steele</b>	2	at Charlotte & at Auburn
<b>Kennedy Winston</b>	1	Wisconsin-Milwaukee (NCAA/Cleveland)

## Alabama's Overtime Games in 2004-05

At Charlotte 3 Overtimes UA won 102-101 on Kennedy Winston shot

## Players With Game Winning Shots in 2004-05

Kennedy Winston jumper with :20 left in 3rd OT at Charlotte UA 102-101 win

## 2005 PLAYERS With 1,000 or More UA POINTS

Earnest Shelton 1,323 Kennedy Winston 1,325

## Famous Faces At Coleman Coliseum's Courtside in 2004-05

Reggie King	UA all-time scoring leader; former NBA player for Kings & Sonics
Jerry Pate	Champions Tour player; winner US Open, US Amateur
Bill Rogers	Champions Tour player, winner 1981 British Open
Don Seigelman	Former Alabama governor
Richard Todd	Former NY Jets & Alabama quarterback
Mo Williams	Former UA point guard; Milwaukee Bucks' starting guard in 2005

# Weekly Rankings (AP & USA Today/ESPN Coaches Polls)

## ESPN/USA Today Preseason November 4, 2004

1. Kansas
2. Wake Forest
3. North Carolina
4. Georgia Tech
5. Illinois
6. Syracuse
7. Connecticut
8. Oklahoma State
9. \* Kentucky
10. Michigan State
11. Arizona
12. Duke
13. Louisville
14. \* Mississippi State
15. Texas
16. Maryland
17. Pittsburgh
18. **ALABAMA**
19. N.C. State
20. \* Wisconsin
21. Notre Dame
22. \* Florida
23. Memphis
24. \* Washington
25. Stanford

\* UA opponent  
Other UA opponents receiving votes: Charlotte & Vanderbilt

## AP Preseason Top 25 November 8, 2004

1. Kansas
2. Wake Forest
3. Georgia Tech
4. North Carolina
5. Illinois
6. Syracuse
7. Oklahoma State
8. Connecticut
9. \* Kentucky
10. Arizona
11. Duke
12. \* Mississippi State
13. Michigan State
14. Louisville
15. Maryland
16. Texas
17. Pittsburgh
18. **ALABAMA**
19. N.C. State
20. Notre Dame
21. \* Wisconsin
22. Washington
23. \* Florida
24. Memphis
25. Gonzaga

\* UA Opponent  
Other UA opponents receiving votes: Charlotte, ETSU, LSU, Tennessee, Vanderbilt

## ESPN/USA Today, Week 2: November 22-28, 2004

1. Wake Forest
2. Kansas
3. Georgia Tech
4. Illinois
5. Syracuse
6. Connecticut
7. Oklahoma State
8. \*Kentucky
9. Michigan State
10. Duke
11. Louisville
12. North Carolina
13. Texas
14. Maryland
15. Pittsburgh
16. N.C. State
17. Arizona
18. \*Wisconsin
19. **ALABAMA**
20. \*Mississippi State
21. Notre Dame
22. \*Florida
23. \*Washington
24. Memphis
25. Gonzaga

\* UA Opponent  
Other UA opponents receiving votes: Charlotte & Vanderbilt

## AP Top 25, Week 2: November 22-28, 2004

1. Wake Forest
2. Kansas
3. Georgia Tech
4. Syracuse
5. Illinois
6. Oklahoma State
7. Connecticut
8. \* Kentucky
9. Duke
10. Michigan State
11. North Carolina
12. Louisville
13. Maryland
14. \*Mississippi State
15. Texas
16. Pittsburgh
17. N.C. State
18. Arizona
19. **ALABAMA**
20. \*Wisconsin
21. Notre Dame
22. \*Washington
23. \* Florida
24. Gonzaga
25. Memphis

\* UA Opponent  
Other UA opponents receiving votes: ETSU, Tennessee, LSU and Vanderbilt

## ESPN/USA Today Week 3: November 29-Dec. 5, 2004

1. Wake Forest
2. Kansas
3. Illinois
4. Georgia Tech
5. Syracuse
6. Connecticut
7. Oklahoma State
8. \* Kentucky
9. Michigan State
10. Duke
11. North Carolina
12. Maryland
13. N.C. State
14. Pittsburgh
15. Texas
16. \* Washington
17. Louisville
18. \* Florida
19. Notre Dame
20. Arizona
21. \* Mississippi State
22. **ALABAMA**
23. \* Wisconsin
24. Cincinnati
25. Virginia

\* UA Opponent  
Other UA opponents receiving votes: Charlotte

## AP Top 25, Week 3: November 29-Dec. 5, 2004

1. Wake Forest
2. Kansas
3. Syracuse
4. Georgia Tech
5. Illinois
6. Oklahoma State
7. Connecticut
8. \* Kentucky
9. North Carolina
10. Duke
11. Michigan State
12. Maryland
13. Pittsburgh
14. \* Washington
15. \* Mississippi State
16. N.C. State
17. Louisville
18. Texas
19. \* Florida
20. Notre Dame
21. Arizona
22. **ALABAMA**
23. Iowa
24. Virginia
25. \* Wisconsin

\* UA Opponent  
Other UA opponents receiving votes: Charlotte, LSU

## ESPN/USA Today Week 4: December 6-12, 2004

1. Illinois
2. Kansas
3. Georgia Tech
4. Syracuse
5. Oklahoma State
6. Connecticut
7. Wake Forest
8. North Carolina
9. Duke
10. N.C. State
11. \* Kentucky
12. Pittsburgh
13. Texas
14. Louisville
15. Arizona
16. Michigan State
17. Maryland
18. **ALABAMA**
19. Virginia
20. Cincinnati
21. \* Washington
22. \* Wisconsin
23. \* Mississippi State
24. Iowa
25. George Washington

\* UA Opponent  
Other UA opponents receiving votes: Florida, Texas A&M Corpus Christi

## AP Top 25, Week 4: December 6-12, 2004

1. Illinois
2. Kansas
3. Georgia Tech
4. Syracuse
5. Oklahoma State
6. Wake Forest
7. Connecticut
8. North Carolina
9. Duke
10. \*Kentucky
11. Pittsburgh
12. N.C. State
13. Louisville
14. Texas
15. Arizona
16. \*Washington
17. Iowa
18. **ALABAMA**
19. Virginia
20. Michigan State
21. George Washington
22. \*Mississippi State
23. Maryland
24. \* Wisconsin
25. Gonzaga

\* UA Opponent  
Other UA opponents receiving votes: Florida, Wisconsin, Charlotte, Arkansas

# Weekly Rankings (AP & USA Today/ESPN Coaches Polls)

## ESPN/USA Today Top 25, Week 5: December 13-19, 2004

1. Illinois
2. Kansas
3. Georgia Tech
4. Oklahoma State
5. Wake Forest
6. North Carolina
7. Duke
8. Syracuse
9. N.C. State
10. Pittsburgh
11. \* Kentucky
12. Texas
13. Connecticut
14. Louisville
15. **ALABAMA**
16. Arizona
17. Cincinnati
18. Michigan State
19. Maryland
20. \* Washington
21. Iowa
22. George Washington
23. Virginia
24. \* Mississippi State
25. Marquette

\* UA opponent  
Other UA Opponents receiving votes:  
Wisconsin, Florida, LSU, Texas A&M  
Corpus Christi

## AP Top 25, Week 5: December 13-19, 2004

1. Illinois
2. Kansas
3. Georgia Tech
4. Oklahoma State
5. North Carolina
6. Wake Forest
7. Duke
8. Syracuse
9. \* Kentucky
10. Pittsburgh
11. Connecticut
12. N.C. State
13. Louisville
14. Texas
15. Arizona
16. Iowa
17. **ALABAMA**
18. \* Washington
19. George Washington
20. \* Mississippi State
21. Michigan State
22. Gonzaga
23. Maryland
24. Virginia
25. Cincinnati

\* UA Opponent  
Other UA opponents receiving votes:  
Wisconsin, Florida, Arkansas

## ESPN/USA Today Top 25, Week 6: December 20-26, 2004

1. Illinois
2. Kansas
3. Oklahoma State
4. Wake Forest
5. North Carolina
6. Duke
7. Pittsburgh
8. Syracuse
9. Georgia Tech
10. \* Kentucky
11. Connecticut
12. Texas
13. N.C. State
14. **ALABAMA**
15. Arizona
16. Cincinnati
17. \* Washington
18. Louisville
19. Iowa
20. Michigan State
21. Maryland
22. George Washington
23. Gonzaga
24. \* Mississippi State
25. Virginia

\* UA opponent  
Other UA Opponents receiving  
votes:  
Wisconsin, Florida, Texas A&MCC

## AP Top 25, Week 6: December 20-26, 2004

1. Illinois
2. Kansas
3. Oklahoma State
4. North Carolina
5. Wake Forest
6. Duke
7. Syracuse
8. \*Kentucky
9. Georgia Tech
10. Pittsburgh
11. Connecticut
12. \* Washington
13. Gonzaga
14. Arizona
15. Texas
16. N.C. State
17. Iowa
18. Louisville
19. **ALABAMA**
20. George Washington
21. \* Mississippi State
22. Cincinnati
23. Michigan State
24. Maryland
25. Virginia

\* UA Opponent  
Other UA opponents receiving votes:  
Wisconsin, Arkansas, Florida,  
Texas A&M Corpus Christi

## ESPN/USA Today Top 25, Week 7: December 26, 2004-Jan. 3, 2005

1. Illinois
2. Kansas
3. Oklahoma State
4. Wake Forest
5. North Carolina
6. Duke
7. Pittsburgh
8. Syracuse
9. Georgia Tech
10. \* Kentucky
11. Connecticut
12. Texas
13. **ALABAMA**
14. Arizona
15. North Carolina State
16. \* Washington
17. Cincinnati
18. Iowa
19. Louisville
20. Michigan State
21. Gonzaga
22. George Washington
23. Maryland
24. \* Mississippi State
25. Virginia

\* UA Opponent  
Other UA Opponents receiving votes:  
Wisconsin, Florida

## AP Top 25, Week 7: December 26, 2004-Jan. 3, 2005

1. Illinois
2. Kansas
3. Oklahoma State
4. North Carolina
5. Wake Forest
6. Duke
7. Syracuse
8. \* Kentucky
9. Georgia Tech
10. Pittsburgh
11. Connecticut
12. Gonzaga
13. \* Washington
14. Arizona
15. Texas
16. Iowa
17. North Carolina State
18. **ALABAMA**
19. Louisville
20. George Washington
21. \* Mississippi State
22. Cincinnati
23. Michigan State
24. Maryland
25. Virginia

\* UA Opponent  
Other UA Opponents receiving votes:  
Wisconsin, Arkansas, Florida

## ESPN/USA Today Top 25, Week 8: January 3-9, 2005

1. Illinois
2. Kansas
3. Wake Forest
4. North Carolina
5. Duke
6. Oklahoma State
7. Syracuse
8. \* Kentucky
9. Connecticut
10. Georgia Tech
11. Texas
12. Pittsburgh
13. Arizona
14. \* Washington
15. Iowa
16. Louisville
17. Gonzaga
18. **ALABAMA**
19. Michigan State
20. Cincinnati
21. Maryland
22. \* Mississippi State
23. West Virginia
24. N.C. State
25. George Washington

\* UA Opponent  
Other UA opponents receiving votes:  
Wisconsin, Florida, LSU, Arkansas

## AP Top 25, Week 8: January 3-9, 2005

1. Illinois
2. Kansas
3. North Carolina
4. Wake Forest
5. Duke
6. Syracuse
7. Oklahoma State
8. \* Kentucky
9. Georgia Tech
10. Connecticut
11. Gonzaga
12. \* Washington
13. Arizona
14. Texas
15. Iowa
16. Pittsburgh
17. Louisville
18. \* Mississippi State
19. **ALABAMA**
20. Michigan State
21. West Virginia
22. Maryland
23. Cincinnati
24. George Washington
25. Boston College

\* UA Opponent  
Other UA opponents receiving votes  
Wisconsin, Arkansas

# Weekly Rankings (AP & USA Today/ESPN Coaches Polls)

## ESPN/USA Today Top 25, Week 9: January 10-16, 2005

1. Illinois
2. Kansas
3. Wake Forest
4. North Carolina
5. Duke
6. Oklahoma State
7. Syracuse
8. Georgia Tech
9. Texas
10. \* Kentucky
11. Connecticut
12. Michigan State
13. Cincinnati
14. \* Washington
15. \* Mississippi State
16. Arizona
17. Boston College
18. Pittsburgh
19. Louisville
20. Gonzaga
21. **ALABAMA**
22. George Washington
23. Iowa
24. West Virginia
25. Oklahoma

\* UA Opponent

Other UA opponents receiving votes: Wisconsin, Vanderbilt, Florida, Minnesota

## AP Top 25, Week 9: January 10-16, 2005

1. Illinois
2. Kansas
3. North Carolina
4. Wake Forest
5. Duke
6. Oklahoma State
7. Syracuse
8. Georgia Tech
9. \* Kentucky
10. Texas
11. \* Mississippi State
12. Connecticut
13. Boston College
14. \* Washington
15. Michigan State
16. Gonzaga
17. Arizona
18. Cincinnati
19. Louisville
20. Pittsburgh
21. George Washington
22. Marquette
23. **ALABAMA**
24. Iowa
25. Oklahoma

\*UA Opponent

Other UA opponents receiving votes: Wisconsin, Vanderbilt, Arkansas, Charlotte, South Carolina

## ESPN/USA Today Top 25, Week 10: January 17-23, 2005

1. Illinois
2. Kansas
3. Wake Forest
4. Duke
5. Oklahoma State
6. North Carolina
7. Syracuse
8. \*Kentucky
9. Boston College
10. \*Washington
11. Gonzaga
12. Georgia Tech
13. Arizona
14. Louisville
15. Texas
16. Connecticut
17. \* Mississippi State
18. Oklahoma
19. Michigan State
20. Cincinnati
21. Pittsburgh
22. **ALABAMA**
23. Iowa
24. \* Wisconsin
25. Marquette

\* UA Opponent

Other UA Opponents receiving votes: Vanderbilt, Florida, Minnesota

## AP Top 25, Week 10: January 17-23, 2005

1. Illinois
2. Kansas
3. Wake Forest
4. Duke
5. Oklahoma State
6. North Carolina
7. Syracuse
8. \* Kentucky
9. Boston College
10. \* Washington
11. Texas
12. Arizona
13. Connecticut
14. Louisville
15. Georgia Tech
16. Michigan State
17. Pittsburgh
18. Cincinnati
19. \* Mississippi State
20. Gonzaga
21. Oklahoma
22. **ALABAMA**
23. \* Wisconsin
24. Iowa
25. Marquette

\* UA Opponent

Other UA opponents receiving votes: Florida

## ESPN/USA Today Top 25 Week 11: January 24-30, 2005

1. Illinois
2. Duke
3. North Carolina
4. Syracuse
5. Wake Forest
6. \* Kentucky
7. Kansas
8. Boston College
9. Oklahoma State
10. \* Washington
11. Arizona
12. Louisville
- T-13. Michigan State
- T-13. Texas
15. Oklahoma
16. Connecticut
17. **ALABAMA**
18. Pittsburgh
19. \* Wisconsin
20. Cincinnati
21. Georgia Tech
22. \* Mississippi State
23. Gonzaga
24. Iowa
25. Utah

\* UA Opponent

Other UA opponents receiving votes: Charlotte, Florida

## AP Top 25, Week 11: January 24-30, 2005

1. Illinois
2. Duke
3. North Carolina
4. Syracuse
5. Wake Forest
6. Kansas
7. \* Kentucky
8. Boston College
9. Oklahoma State
10. \* Washington
11. Arizona
12. Louisville
13. Oklahoma
14. **ALABAMA**
15. Michigan State
16. Texas
17. Gonzaga
18. \* Wisconsin
19. Connecticut
20. Pittsburgh
21. Cincinnati
22. Georgia Tech
23. Iowa
24. \* Mississippi State
25. Utah

\* UA Opponent

Other UA opponents receiving votes: Charlotte, Florida

## ESPN/USA Today Top 25 Week 12: January 31-February 6, 2005

1. Illinois
2. North Carolina
3. Kansas
4. \* Kentucky
5. Boston College
6. Duke
7. Wake Forest
8. Syracuse
9. Louisville
10. Michigan State
11. Oklahoma State
12. \* Washington
13. Arizona
14. **ALABAMA**
15. Pittsburgh
16. Oklahoma
17. Cincinnati
18. Texas
19. \* Wisconsin
20. Connecticut
21. Gonzaga
22. Utah
23. Georgia Tech
24. Maryland
25. Villanova

\* UA opponent

Other UA opponents receiving votes: Mississippi State, Florida, Vanderbilt, Charlotte, LSU

## AP Top 25, Week 12: January 31-February 6, 2005

1. Illinois
2. North Carolina
3. Kansas
4. Duke
5. Boston College
6. \*Kentucky
7. Wake Forest
8. Syracuse
9. Louisville
10. Oklahoma State
11. **ALABAMA**
12. Michigan State
13. \* Washington
14. Oklahoma
15. Arizona
16. Pittsburgh
17. Gonzaga
18. Cincinnati
19. \* Wisconsin
20. Texas
21. Utah
22. Maryland
23. Connecticut
24. Villanova
25. Georgia Tech

\* UA Opponent

Other UA opponents receiving votes: Mississippi State, Florida, Charlotte

# Weekly Rankings (AP & USA Today/ESPN Coaches Polls)

ESPN/USA Today Top 25 Week 13: February 7-13, 2005	ESPN/USA Today Top 25 Week 14: February 14-20, 2005	ESPN/USA Today Top 25 Week 15: February 21-27, 2005	ESPN/USA Today Top 25 Week 16: February 28-March 6, 2005
<ol style="list-style-type: none"> <li>1. Illinois</li> <li>2. North Carolina</li> <li>3. Kansas</li> <li>4. Boston College</li> <li>5. * Kentucky</li> <li>6. Wake Forest</li> <li>7. Syracuse</li> <li>8. Duke</li> <li>9. Louisville</li> <li>10. Oklahoma State</li> <li>11. * Washington</li> <li>12. Michigan State</li> <li>13. Arizona</li> <li>14. Connecticut</li> <li>15. Utah</li> <li>16. Pittsburgh</li> <li>17. Gonzaga</li> <li>18. Oklahoma</li> <li>19. <b>ALABAMA</b></li> <li>20. Cincinnati</li> <li>21. * Wisconsin</li> <li>22. Texas</li> <li>23. Texas Tech</li> <li>24. University of the Pacific</li> <li>25. Villanova</li> </ol>	<ol style="list-style-type: none"> <li>1. Illinois</li> <li>2. Kansas</li> <li>3. * Kentucky</li> <li>4. North Carolina</li> <li>5. Wake Forest</li> <li>6. Boston College</li> <li>7. Oklahoma State</li> <li>8. Duke</li> <li>9. Syracuse</li> <li>10. Michigan State</li> <li>11. Arizona</li> <li>12. Louisville</li> <li>13. * Washington</li> <li>14. Utah</li> <li>15. Pittsburgh</li> <li>16. Gonzaga</li> <li>17. <b>ALABAMA</b></li> <li>18. Connecticut</li> <li>19. Pacific</li> <li>20. * Wisconsin</li> <li>21. Cincinnati</li> <li>22. Oklahoma</li> <li>23. * Charlotte</li> <li>24. * Florida</li> <li>25. Texas Tech</li> </ol>	<ol style="list-style-type: none"> <li>1. Illinois</li> <li>2. North Carolina</li> <li>3. Boston College</li> <li>4. Oklahoma State</li> <li>5. * Kentucky</li> <li>6. Wake Forest</li> <li>7. Kansas</li> <li>8. Arizona</li> <li>9. Michigan State</li> <li>10. Duke</li> <li>11. Louisville</li> <li>12. Utah</li> <li>13. * Washington</li> <li>14. <b>ALABAMA</b></li> <li>15. Syracuse</li> <li>16. Gonzaga</li> <li>17. Pittsburgh</li> <li>18. Pacific</li> <li>19. Connecticut</li> <li>20. * Wisconsin</li> <li>21. * Charlotte</li> <li>22. Cincinnati</li> <li>23. Oklahoma</li> <li>24. Villanova</li> <li>25. Texas Tech</li> </ol>	<ol style="list-style-type: none"> <li>1. Illinois</li> <li>2. North Carolina</li> <li>3. * Kentucky</li> <li>4. Wake Forest</li> <li>5. Boston College</li> <li>6. Duke</li> <li>7. Kansas</li> <li>8. Oklahoma State</li> <li>9. Louisville</li> <li>10. * Washington</li> <li>11. Arizona</li> <li>12. Michigan State</li> <li>13. Gonzaga</li> <li>14. Syracuse</li> <li>15. Utah</li> <li>16. Connecticut</li> <li>17. Pacific</li> <li>18. * Charlotte</li> <li>19. <b>ALABAMA</b></li> <li>20. Oklahoma</li> <li>21. Cincinnati</li> <li>22. Villanova</li> <li>23. * Wisconsin</li> <li>24. Pittsburgh</li> <li>25. Southern Illinois</li> </ol>
<p>* UA opponent Other UA opponents receiving votes: Florida, Charlotte, Minnesota, Mississippi State, LSU</p>	<p>*UA opponent Other UA opponents receiving votes: Mississippi State</p>	<p>* UA opponent Other UA opponents receiving votes: Florida, LSU</p>	<p>* UA opponent Other UA opponents receiving votes: Florida, LSU, Minnesota</p>
AP Top 25, Week 13: February 7-13, 2005	AP Top 25, Week 14: February 14-20, 2005	AP Top 25, Week 15: February 21-27, 2005	AP Top 25, Week 16: February 28-March 6, 2005
<ol style="list-style-type: none"> <li>1. Illinois</li> <li>2. North Carolina</li> <li>3. Kansas</li> <li>4. Boston College</li> <li>5. * Kentucky</li> <li>6. Wake Forest</li> <li>7. Duke</li> <li>8. Syracuse</li> <li>9. Louisville</li> <li>10. Oklahoma State</li> <li>11. * Washington</li> <li>12. Arizona</li> <li>13. Michigan State</li> <li>14. Gonzaga</li> <li>15. Utah</li> <li>16. Oklahoma</li> <li>17. <b>ALABAMA</b></li> <li>18. Pittsburgh</li> <li>19. Connecticut</li> <li>20. * Wisconsin</li> <li>21. Cincinnati</li> <li>22. Villanova</li> <li>23. Texas</li> <li>24. U of the Pacific</li> <li>25. Texas Tech</li> </ol>	<ol style="list-style-type: none"> <li>1. Illinois</li> <li>2. Kansas</li> <li>3. * Kentucky</li> <li>4. North Carolina</li> <li>5. Wake Forest</li> <li>6. Boston College</li> <li>7. Duke</li> <li>8. Oklahoma State</li> <li>9. Syracuse</li> <li>10. Arizona</li> <li>11. Michigan State</li> <li>12. Louisville</li> <li>13. Gonzaga</li> <li>14. Utah</li> <li>15. * Washington</li> <li>16. <b>ALABAMA</b></li> <li>17. Pittsburgh</li> <li>18. Connecticut</li> <li>19. Pacific</li> <li>20. * Wisconsin</li> <li>21. Oklahoma</li> <li>22. Maryland</li> <li>23. * Charlotte</li> <li>24. Cincinnati</li> <li>25. Villanova</li> </ol>	<ol style="list-style-type: none"> <li>1. Illinois</li> <li>2. North Carolina</li> <li>3. Boston College</li> <li>4. Oklahoma State</li> <li>5. * Kentucky</li> <li>6. Wake Forest</li> <li>7. Duke</li> <li>8. Kansas</li> <li>9. Arizona</li> <li>10. Michigan State</li> <li>11. Louisville</li> <li>12. Gonzaga</li> <li>13. Utah</li> <li>14. * Washington</li> <li>15. Syracuse</li> <li>16. <b>ALABAMA</b></li> <li>17. Connecticut</li> <li>18. Pittsburgh</li> <li>19. Pacific</li> <li>20. * Wisconsin</li> <li>21. * Charlotte</li> <li>22. Oklahoma</li> <li>23. Villanova</li> <li>24. Cincinnati</li> <li>25. Nevada</li> </ol>	<ol style="list-style-type: none"> <li>1. Illinois</li> <li>2. North Carolina</li> <li>3. * Kentucky</li> <li>4. Wake Forest</li> <li>5. Boston College</li> <li>6. Duke</li> <li>7. Kansas</li> <li>8. Oklahoma State</li> <li>9. Louisville</li> <li>10. * Washington</li> <li>11. Arizona</li> <li>12. Gonzaga</li> <li>13. Syracuse</li> <li>14. Michigan State</li> <li>15. Connecticut</li> <li>16. Utah</li> <li>17. Pacific</li> <li>18. *Charlotte</li> <li>19. Villanova</li> <li>20. Oklahoma</li> <li>21. <b>ALABAMA</b></li> <li>22. Cincinnati</li> <li>23. * Wisconsin</li> <li>24. Pittsburgh</li> <li>25. Nevada</li> </ol>
<p>* UA Opponent Other UA opponents receiving votes: Charlotte, Florida, Minnesota, Mississippi State, Wisconsin</p>	<p>* UA opponent Other UA opponents receiving votes: Florida, Mississippi State, Minnesota</p>	<p>* UA opponent Other UA opponents receiving votes: Florida, Mississippi State</p>	<p>* UA opponent Other UA opponents receiving votes: LSU, Florida, Minnesota</p>

# Weekly Rankings (AP & USA Today/ESPN Coaches Polls)

## ESPN/USA Today Top 25

Week 17:

March 7-13, 2005

1. Illinois
2. North Carolina
3. Wake Forest
4. \* Kentucky
5. Duke
6. Louisville
7. Boston College
8. Arizona
9. Kansas
10. Michigan State
11. Oklahoma State
12. Gonzaga
13. \* Washington
14. Connecticut
15. Utah
16. Pacific
17. Oklahoma
18. Syracuse
19. **ALABAMA**
20. Cincinnati
21. Villanova
22. \* Wisconsin
23. Pittsburgh
24. \* Charlotte
25. \* Florida

\* UA opponent

Other UA opponents receiving votes: LSU, Minnesota

## AP Top 25, Week 17:

March 7-13, 2005

1. Illinois
2. North Carolina
3. Wake Forest
4. \* Kentucky
5. Duke
6. Louisville
7. Boston College
8. Arizona
9. Kansas
10. Oklahoma State
11. Gonzaga
12. Connecticut
13. Michigan State
14. \* Washington
15. Utah
16. Syracuse
17. Oklahoma
18. Pacific
19. Villanova
20. **ALABAMA**
21. Cincinnati
22. Pittsburgh
23. \* Wisconsin
24. Nevada
25. \* Charlotte

\* UA opponent

Other UA opponents receiving votes: Florida, LSU, Minnesota

## ESPN/USA Today Top 25

Week 18:

March 13-21, 2005

1. Illinois
2. Duke
3. North Carolina
4. Louisville
5. \* Kentucky
6. Wake Forest
7. \* Washington
8. Oklahoma State
9. Arizona
10. Kansas
11. Gonzaga
12. Boston College
13. Syracuse
14. Connecticut
15. Michigan State
16. Oklahoma
17. Utah
18. \* Florida
19. \* Wisconsin
20. Pacific
21. **ALABAMA**
22. Villanova
23. Cincinnati
24. Texas Tech
25. Georgia Tech

\* UA opponent

Other UA opponents receiving votes: Charlotte, LSU, Wisconsin-Milwaukee, Minnesota

## AP Top 25, Week 18:

March 13-21, 2005

FINAL RANKINGS

1. Illinois
2. Duke
3. North Carolina
4. Louisville
5. \* Kentucky
6. Wake Forest
7. \* Washington
8. Oklahoma State
9. Arizona
10. Kansas
11. Gonzaga
12. Boston College
13. Syracuse
14. Connecticut
15. Michigan State
16. Oklahoma
17. Utah
18. \* Florida
19. \* Wisconsin
20. Pacific
21. **ALABAMA**
22. Villanova
23. Cincinnati
24. Texas Tech
25. Georgia Tech

\* UA opponent

Other UA opponents receiving votes: Charlotte, LSU, Wisconsin Milwaukee, Minnesota

## ALABAMA VS. TOP 25 IN 2004-05 1-2

\* Lost to No. 22 AP/No. 23 Coaches Washington 79-76 on 11-27-04 in Great Alaska Shootout championship game

\* Beat No. 19 AP/No. 17 Coaches Mississippi State 98-49 in Tuscaloosa on 1-18-05

\* Lost to No. 5 (both) Kentucky 78-71 in Tuscaloosa 2-26-05

\*\*\*\*\*

### About the Rankings:

\* Alabama has been ranked in the AP preseason Top 25 fourteen times, including 1974 (No. 18), 1975 (No. 9), 1976 (No. 12), 1977 (No. 13), 1978 (No. 15), 1979 (No. 19), 1982 (No. 20), 1983 (No. 12), 1987 (No. 13), 1991 (No. 7), 1992 (No. 17), 1995 (No. 18), 2002 (No. 24) and 2005 (No. 18).

• The 2004-05 season marks the second time Mark Gottfried has begun a UA season in the Top 25. His 2002 team started out at No. 24 and went on that year to advance to the NCAA tournament, winning the Southeastern Conference's regular season championship along the way. Alabama finished No. 8 in the final AP poll in 2002.

• Alabama's only ranking in 2003-04 was No. 17 in the final Coaches' poll (ESPN/USA Today)

## ESPN/USA Today Top 25

Week 21

FINAL RANKINGS

1. North Carolina
2. Illinois
3. Louisville
4. Michigan State
5. \* Kentucky
6. Arizona
7. Duke
8. Oklahoma State
9. \* Washington
10. \* Wisconsin
11. Wake Forest
12. West Virginia
13. Villanova
14. Utah
15. Kansas
16. Texas Tech
17. Connecticut
18. Gonzaga
19. Boston College
20. Oklahoma
21. Syracuse
22. N.C. State
23. \* Wisconsin-Milwaukee
24. \* Florida
25. Cincinnati

RV: ALABAMA

\* UA Opponent

Other UA opponents receiving votes: South Carolina, Minnesota, Charlotte



# 2004-05 Game-by-Game Box Scores

## Crimson and White Game (intra-squad scrimmage) Crimson 79, White 78, 2 OTs Coleman Coliseum October 30, 2004

CRIMSON	FG-FGA	3FG-FGA	FT-FTA	REB	PTS
23 Jean Felix	3-10	3-9	2-2	10	11
33 Jermareo Davidson	6-0	0-0	2-7	9	14
01 Chuck Davis	9-17	0-2	9-13	9	27
04 Albert Weber	5-10	4-6	1-1	1	15
25 Glenn Miles	0-1	0-1	0-0	4	0
11 Adam Hall	1-1	0-0	0-0	1	2
20 LaKory Daniels	2-5	2-5	0-0	2	6
21 Evan Brock	2-5	0-0	0-2	2	4
<b>TOTALS</b>	<b>28-58</b>	<b>9-23</b>	<b>14-25</b>	<b>43</b>	<b>79</b>

WHITE	FG-FGA	3FG-FGA	FT-FTA	REB	PTS
03 Kennedy Winston	7-20	2-8	3-4	7	19
32 Shawn Taylor	2-4	0-0	0-2	5	4
45 Akini Adkins	6-13	0-0	1-4	7	13
05 Earnest Shelton	10-20	5-11	0-0	3	25
22 Ronald Steele	4-9	1-4	0-0	8	9
02 Brandon Davis	0-0	0-0	0-0	0	0
13 Lucky Williams	0-0	0-0	0-0	1	0
44 Justin Jonus	3-7	1-4	1-1	2	8
<b>TOTALS</b>	<b>32-73</b>	<b>9-27</b>	<b>5-11</b>	<b>37</b>	<b>78</b>

**FG%:** CR .483, WH .438 **3FG%:** CR .391, WH .333 **FT%:** CR .560, WH .455  
**Assists:** CR 11 (Daniels, Brock & Miles 3), WH 19 (Steele 8) **Turnovers:** CR 17, WH 8 **Blocks:** CR 2 (Davis 2), WH 1 (Adkins 1) **Steals:** CR 3 (Davis, Miles, Daniels 1), WH 10 (Shelton 4) **Attendance:** 2,300

## Stillman College (Exhibition) W: UA 104-50 Coleman Coliseum November 10, 2004

ALABAMA	FG-FGA	3FG-FGA	FT-FTA	REB	PTS
01 Chuck Davis	5-6	0-0	1-1	6	11
03 Kennedy Winston	5-10	0-2	3-3	4	13
33 Jermareo Davidson	3-3	0-0	5-6	3	11
05 Earnest Shelton	4-5	4-4	2-2	3	14
22 Ronald Steele	3-4	0-0	3-3	0	9
04 Albert Weber	4-8	0-1	0-0	1	8
13 Lucky Williams	0-1	0-0	0-0	3	0
20 LaKory Daniels	1-1	0-0	0-0	1	2
21 Evan Brock	4-4	0-0	0-1	1	8
23 Jean Felix	2-4	1-1	2-2	1	7
25 Glenn Miles	0-0	0-0	0-1	1	0
32 Shawn Taylor	2-2	0-0	0-0	1	4
44 Justin Jonus	5-5	3-3	0-0	2	13
45 Akini Adkins	2-5	0-1	0-0	6	4
<b>TOTALS</b>	<b>40-58</b>	<b>8-12</b>	<b>16-19</b>	<b>35</b>	<b>104</b>

STILLMAN COLLEGE	FG-FGA	3FG-FGA	FT-FTA	REB	PTS
01 Glenn Morse	0-3	0-1	1-2	2	1
03 Wayne Bender	6-12	3-5	0-0	2	15
02 Dannelle Smith	3-10	1-3	0-0	5	7
05 Taras Cheatham	2-3	0-0	0-0	1	4
23 Rickey Gibson	3-8	1-5	2-3	0	9
04 Paul Shields	0-7	0-0	0-0	2	0
10 Kyle Flancbaum	0-1	0-0	2-2	0	2
11 Pharoah Kirk	2-3	0-0	0-0	2	4
12 Lorenzo Warren	0-1	0-1	0-0	0	0
15 Joshua Warren	1-1	0-0	0-2	1	2
21 Chris McFadgon	0-2	0-0	0-0	0	0
32 Rashaune Walters	2-5	0-0	0-0	2	4
42 Ray Raines	0-0	0-0	0-0	2	0
44 Damion Welch	1-1	0-0	0-0	3	2
<b>TOTALS</b>	<b>20-59</b>	<b>5-15</b>	<b>5-9</b>	<b>26</b>	<b>50</b>

**Halftime:** UA 59, SC 19 **FG%:** UA .690, SC .339 **3FG%:** UA .667, SC .333  
**FT%:** UA .842, SC .556 **Fouls:** UA 11, Stillman 17 **Assists:** UA 18 (Steele 5), SC 9 (Bender, Kirk, Warren 2) **Turnovers:** UA 13, SC 23 **Blocks:** UA 2 (C. Davis, Shelton 1), SC 2 (Cheatham, Shields 1) **Steals:** UA 13 (C. Davis 3), SC 5 (Walters 2) **Attendance:** 9,815 **Officials:** J.B. Caldwell, Tim Clougherty, Tony Turner

## Athletes in Action (Exhibition) W: UA 89-63

### Coleman Coliseum November 13, 2004

ALABAMA	FG-FGA	3FG-FGA	FT-FTA	REB	PTS
01 Chuck Davis	6-11	0-1	1-3	5	13
03 Kennedy Winston	7-13	2-5	1-4	6	17
33 Jermareo Davidson	3-8	0-0	0-0	12	6
05 Earnest Shelton	5-11	2-7	0-0	3	12
22 Ronald Steele	4-6	0-2	2-2	2	10

02 Brandon Davis	0-0	0-0	0-0	0	0
04 Albert Weber	3-5	2-4	0-0	0	8
20 LaKory Daniels	0-1	0-1	0-0	3	0
21 Evan Brock	4-4	0-0	0-0	4	8
23 Jean Felix	3-4	1-2	1-1	0	8
32 Shawn Taylor	0-0	0-0	0-0	0	0
44 Justin Jonus	2-4	1-3	0-0	1	5
45 Akini Adkins	0-0	0-0	2-2	2	2
<b>TOTALS</b>	<b>37-67</b>	<b>8-25</b>	<b>7-12</b>	<b>39</b>	<b>89</b>

ATHLETES IN ACTION	FG-FGA	3FG-FGA	FT-FTA	REB	PTS
07 Fookie Seals	1-5	0-2	0-0	7	2
14 Eric Brand	5-14	0-3	2-4	4	12
25 Eric Mercier	0-6	0-0	0-0	1	0
05 Demetrius Williams	2-3	1-1	1-2	2	6
06 Ryan Sears	4-11	2-7	0-0	3	10

04 Dillon McElroy	1-1	1-1	0-0	0	3
08 Joe Nixon	3-6	2-4	0-0	3	8
10 Marco Piplovic	1-2	1-2	0-0	0	3
11 Phil Gephart	1-3	1-2	0-0	3	3
12 Ryan Menten	3-6	3-5	0-0	0	9
20 Todd Fuller	2-5	1-2	202	6	7
<b>TOTALS</b>	<b>23-62</b>	<b>12-29</b>	<b>5-8</b>	<b>33</b>	<b>63</b>

**Halftime:** UA 34, AIA 30 **FG%:** UA .552, AIA .371 **3FG%:** UA .320, AIA .414 **FT%:** UA .583, AIA .625 **Fouls:** UA 12, AIA 15 **Assists:** UA 14 (Daniels 3), AIA 15 (Williams 6)  
**Turnovers:** UA 14, AIA 14 **Blocks:** UA 5 (Davidson 2), AIA 2 (Seals, Fuller 1) **Steals:** UA 9 (Shelton 2), AIA 5 (Sears 2) **Officials:** Mike Stuart, Ed Corbett, David Guthrie  
**Attendance:** 6,425 paid

## GAME 1: Western Carolina W: 97-66

### Coleman Coliseum November 19, 2004

ALABAMA	FG-FGA	3FG-FGA	FT-FTA	REB	PTS
01 Chuck Davis	6-12	0-1	4-6	8	16
03 Kennedy Winston	9-13	3-3	3-4	4	24
33 Jermareo Davidson	3-5	0-0	2-5	5	8
05 Earnest Shelton	4-9	2-6	6-8	2	16
22 Ronald Steele	1-2	0-1	1-2	5	3

02 Brandon Davis	0-0	0-0	0-0	1	0
04 Albert Weber	4-6	0-0	0-0	2	8
13 Lucky Williams	0-1	0-0	0-0	0	0
20 LaKory Daniels	0-1	0-0	0-0	2	0
21 Evan Brock	1-1	0-0	1-2	5	3
23 Jean Felix	4-7	2-5	1-2	1	11
32 Shawn Taylor	1-1	0-0	0-0	1	2
44 Justin Jonus	1-6	1-5	3-4	3	6
45 Akini Adkins	0-2	0-0	0-0	3	0
<b>TOTALS</b>	<b>34-66</b>	<b>8-21</b>	<b>21-33</b>	<b>46</b>	<b>97</b>

WESTERN CAROLINA	FG-FGA	3FG-FGA	FT-FTA	REB	PTS
13 Rans Brempong	5-8	1-3	0-0	4	11
33 Terrence Woodyard	2-7	0-1	0-0	4	4
04 David Berghoefer	11-20	0-1	1-5	7	23
03 Corey Muirhead	5-13	0-2	0-0	7	10
40 Kyle Greathouse	1-5	1-5	0-0	2	3
00 Jared Outing	3-6	0-0	2-2	5	8
05 Antonio Russell	1-6	0-4	0-2	1	2
11 Trey Hopkins	2-8	1-4	0-0	2	5
21 Negus McKenna	0-0	0-0	0-0	2	0
22 Lunzaya Nlandu	0-1	0-0	0-0	0	0
<b>TOTALS</b>	<b>30-74</b>	<b>3-20</b>	<b>3-9</b>	<b>36</b>	<b>66</b>

**Halftime:** UA 49, WCU 28 **FG%:** UA .515, WCU .405 **3FG%:** UA .381, WCU .150 **FT%:** UA .636, WCU .333 **Fouls:** UA 14, WCU 23 **Assists:** UA 16 (Steele 7), WCU 16 (Greathouse 8)  
**Turnovers:** UA 7, WCU 15 **Blocks:** UA 4 (C. Davis 2), WCU 0 **Steals:** UA 9 (Shelton 5), WCU 2 (Brempong, Hopkins 1) **Attendance:** 8,891 **Officials:** Mike Stuart, Sean Wright, Jason McNeil  
 UA Ranking: No. 18 AP/No. 18 Coaches

# 2004-05 Game-by-Game Box Scores

## Game 2: North Texas

W: 85-71

Coleman Coliseum

November 21, 2004

ALABAMA	FG-FGA	3FG-FGA	FT-FTA	REB	PTS
01 Chuck Davis	8-10	0-0	9-11	7	25
03 Kennedy Winston	4-12	1-4	4-6	6	13
33 Jermareo Davidson	2-4	0-0	1-2	5	5
05 Earnest Shelton	5-7	3-4	4-4	4	17
22 Ronald Steele	4-4	2-2	4-6	3	14
04 Albert Weber	0-0	0-0	0-0	0	0
20 LaKory Daniels	0-0	0-0	0-0	0	0
21 Evan Brock	1-3	0-0	2-5	3	4
23 Jean Felix	3-7	1-4	0-0	3	7
44 Justin Jonus	0-2	0-1	0-0	2	0
Totals	27-49	7-15	24-34	36	85

NORTH TEXAS	FG-FGA	3FG-FGA	FT-FTA	REB	PTS
44 Michael Jones	7-13	4-8	0-0	4	18
54 Justin Barnett	4-5	0-0	1-1	2	9
22 Leonard Hopkins	6-16	3-10	4-7	1	19
23 Isaac Hines	0-3	0-2	0-0	7	0
33 Calvin Watson	5-9	4-5	1-1	1	15
03 Ron Harris	0-0	0-0	0-0	2	0
05 Marqus Mitchell	0-0	0-0	0-0	0	0
11 Michael Sturns	1-5	0-2	0-0	2	2
24 Ty Thomas	1-4	0-1	0-0	1	2
32 Quincy Williams	1-2	0-0	0-0	1	2
45 Jeffrey Simpson	2-2	0-0	0-0	1	4
Totals	27-59	11-28	6-9	24	71

**Halftime:** UA 44, NT 28 **FG%:** UA .551, UNT .458 **3FG%:** UA .467, UNT .393 **FT%:** UA .706, UNT .667 **Fouls:** UA 11, UNT 25 **Assists:** UA 12 (Winston, Davidson, Steele 3), UNT 14 (Hines 3), **Turnovers:** UA 10, UNT 14 **Blocks:** UA 4 (Davis 3), UNT 0 **Steals:** UA 7 (Shelton 3), UNT 6 (Jones 3) **Officials:** Gerald Boudreaux, Doug Shows, Joe Lindsay

**UA Ranking:** No. 18 AP/No. 18 Coaches

## Game 4: Minnesota

W: 78-72

Great Alaska Shootout Semifinals

Sullivan Arena

Anchorage, Alaska

November 25, 2004

ALABAMA	FG-FGA	3FG-FGA	FT-FTA	REB	PTS
01 Chuck Davis	0-2	0-0	6-6	4	6
03 Kennedy Winston	7-15	1-1	3-4	9	18
05 Earnest Shelton	7-15	5-11	10-12	4	29
22 Ronald Steele	2-6	2-4	8-8	5	14
33 Jermareo Davidson	2-3	0-0	1-2	7	5
04 Albert Weber	1-1	0-0	0-0	1	2
13 Lucky Williams	0-0	0-0	0-0	0	0
21 Evan Brock	0-0	0-0	2-4	1	2
23 Jean Felix	1-2	0-0	0-0	1	2
44 Justin Jonus	0-0	0-0	0-0	0	0
45 Akini Adkins	0-0	0-0	0-0	2	0
Totals	20-44	8-16	30-36	37	78

MINNESOTA	FG-FGA	3FG-FGA	FT-FTA	REB	PTS
03 Aaron Robinson	5-7	3-4	1-2	3	14
13 Dan Coleman	8-17	0-3	0-1	4	16
15 Vincent Grier	2-7	0-1	7-8	1	11
34 Brent Lawson	3-6	1-4	1-2	5	8
42 Jeff Hagen	3-12	0-0	6-9	7	12
21 J'son Stamper	1-2	0-0	0-0	2	2
24 Rico Tucker	2-5	1-3	0-0	1	5
50 Spencer Tollackson	1-5	0-0	2-3	4	4
Totals	25-61	5-15	17-25	29	72

**Halftime:** UA 38, UM 33 **FG%:** UA .455, UM .411 **3FG%:** UA .500, UM .333 **FT%:** UA .833, UM .680 **Fouls:** UA 21, UM 24 **Assists:** UA 11 (Shelton 4), UM 11 (Hagen 5) **Turnovers:** UA 15, UM 9 **Blocks:** UA 3 (Davis 2), UM 3 **Steals:** UA 5 (Davidson 2), UM 5 (Coleman 2) **Attendance:** 7,583 **Officials:** Scott Thornley, Shawn Lehigh, Gabby Lujan

**UA Ranking:** No. 19 AP/No. 19 Coaches

## Game 3: Alaska Anchorage

W: 90-55

Great Alaska Shootout

Sullivan Arena, Anchorage, Alaska

November 24, 2004

ALABAMA	FG-FGA	3FG-FGA	FT-FTA	REB	PTS
01 Chuck Davis	6-8	0-0	4-4	5	16
03 Kennedy Winston	3-9	0-1	0-0	3	6
05 Earnest Shelton	6-11	5-7	1-1	1	18
22 Ronald Steele	5-9	3-5	1-2	4	14
33 Jermareo Davidson	7-9	0-0	3-3	13	17
02 Brandon Davis	0-0	0-0	0-0	0	0
04 Albert Weber	1-4	1-3	1-2	3	4
13 Lucky Williams	0-1	0-0	0-0	0	0
20 LaKory Daniels	0-2	0-1	0-0	1	0
21 Evan Brock	0-0	0-0	3-4	2	3
23 Jean Felix	1-5	0-2	2-2	5	4
32 Shawn Taylor	1-3	0-0	0-0	3	2
44 Justin Jonus	1-2	1-1	0-0	0	3
45 Akini Adkins	1-2	1-1	0-0	4	3
Totals	32-64	11-22	15-18	45	90

ALASKA	FG-FGA	3FG-FGA	FT-FTA	REB	PTS
01 Marcus Robinson	2-7	2-4	0-0	0	6
02 Brian Hills	3-7	0-0	1-2	3	7
21 Bryan Freshwater	1-8	0-0	4-6	5	6
30 Adam Fitt-Chappell	2-9	1-3	0-0	7	5
31 James Hartman	1-8	0-3	2-4	1	4
11 Mark Drake	3-4	2-2	0-0	0	8
14 Luke Cooper	0-0	0-0	0-0	0	0
20 Raylon Almon	1-2	1-1	0-0	2	3
23 Brad Evans	3-5	0-1	0-0	2	6
34 Carl Arts	4-12	0-1	0-0	5	8
44 Aaron Severson	1-1	0-0	0-0	4	2
Totals	21-63	6-15	7-12	32	55

**Halftime:** UA 54, UAA 20 **FG%:** UA .500, UAA .333 **3FG%:** UA .500, UAA .400 **FT%:** UA .833, UAA .583 **Fouls:** UA 9, UAA 16 **Assists:** UA 21 (Steele 6), UAA 11 (Hartman 3) **Turnovers:** UA 11, UAA 11 **Blocks:** UA 7 (Davidson 4), UAA 3 **Steals:** UA 5, UAA 5 **Attendance:** 6,889 **Officials:** Scott Thornley, Bill Kennedy, Bruce Corson

**UA Ranking:** No. 19 both polls

## Game 5: Washington

L: 79-76

Great Alaska Shootout Finals

Sullivan Arena

Anchorage, Alaska

November 26, 2004

ALABAMA	FG-FGA	3FG-FGA	FT-FTA	REB	PTS
01 Chuck Davis	8-13	0-0	7-8	9	23
03 Kennedy Winston	5-13	1-4	1-2	2	12
05 Earnest Shelton	4-8	2-5	7-8	1	17
22 Ronald Steele	4-6	1-3	2-2	2	11
33 Jermareo Davidson	0-1	0-0	1-2	5	1
04 Albert Weber	3-3	1-1	0-0	1	7
21 Evan Brock	1-3	0-0	3-4	4	5
23 Jean Felix	0-0	0-0	0-0	0	0
Totals	25-47	5-13	21-26	26	76

WASHINGTON	FG-FGA	3FG-FGA	FT-FTA	REB	PTS
01 Tre Simmons	5-13	3-6	2-2	9	15
02 Nate Robinson	5-11	3-4	3-4	4	16
05 Will Conroy	8-12	2-2	0-0	3	18
15 Bobby Jones	5-9	2-2	3-6	2	15
42 Mike Jensen	2-9	1-3	0-0	7	5
00 Joel Smith	0-1	0-0	0-0	0	0
04 Hakeem Rollins	1-2	0-0	2-2	3	4
24 Jamaal Williams	3-8	0-0	0-0	0	6
Totals	29-65	11-17	10-14	29	79

**Halftime:** UA 33, UW 36 **FG%:** UA .532, UW .446 **3FG%:** UA .385, UW .647 **FT%:** UA .808, UW .714 **Fouls:** UA 15, UW 20 **Assists:** UA 12 (Steele 4), UW 21 (Conroy 6) **Turnovers:** UA 15, UW 12 **Blocks:** UA 2, UW 2 **Steals:** UA 3, UW 7 (Simmons 4) **Attendance:** 8,264 **Officials:** Bill Kennedy, Scott Thornley, Gabby Lujan

**UA Ranking:** No. 19 both polls

**Washington Ranking:** No. 22 AP/No. 23 Coaches

# 2004-05 Game-by-Game Box Scores

## Game 6: East Tennessee State

W: 114-77

Coleman Coliseum

Tuscaloosa

December 1, 2004

ALABAMA	FG-FGA	3FG-FGA	FT-FTA	REB	PTS
01 Chuck Davis	5-6	0-0	7-9	6	17
03 Kennedy Winston	7-15	5-9	2-2	10	21
33 Jermareo Davidson	1-3	0-0	4-4	5	6
05 Earnest Shelton	9-14	6-11	0-0	2	24
22 Ronald Steele	2-4	0-2	0-0	6	4
02 Brandon Davis	0-0	0-0	0-0	2	0
04 Albert Weber	0-2	0-2	0-0	0	0
13 Lucky Williams	1-1	0-0	0-0	0	2
20 LaKory Daniels	1-2	1-2	0-0	1	3
21 Evan Brock	2-3	0-0	0-0	1	4
23 Jean Felix	5-9	3-6	0-1	2	13
32 Shawn Taylor	0-0	0-0	0-0	0	0
44 Justin Jonus	5-9	4-8	0-1	6	14
45 Akini Adkins	3-5	0-1	0-0	2	6
Totals	41-73	19-41	13-17	46	114

ETSU	FG-FGA	3FG-FGA	FT-FTA	REB	PTS
33 Chris Mitchell	4-8	0-0	0-0	5	8
35 Andrew Reed	3-5	0-0	0-0	4	6
04 Ben Rhoda	0-1	0-0	0-0	1	0
05 Tim Smith	10-27	3-7	1-2	4	24
20 James Anthony	0-5	0-2	0-0	1	0
01 Dillion Sneed	12-19	0-0	6-13	14	30
02 Sam Oatman	3-6	2-3	1-1	1	9
03 Aaron Scott	0-2	0-0	0-0	0	0
25 Travis Strong	0-1	0-1	0-0	0	0
Totals	32-74	5-13	8-16	35	77

**Halftime:** UA 59, ETSU 28 **FG%:** UA .562, ETSU .432 **3FG%:** UA .385, ETSU .385 **FT%:** UA .765, ETSU .500 **Fouls:** UA 11, ETSU 17 **Assists:** UA 30 (Steele 18), ETSU 8 (Smith 6) **Turnovers:** UA 13, ETSU 14 **Blocks:** UA 6 (C. Davis 3), ETSU 1 (Mitchell 1) **Steals:** UA 10 (C. Davis 3), ETSU 7 (Smith, Oatman 3) **Attendance:** 8,067 **Officials:** Doug Shows, Kyle Chambers, Eli Roe

UA Ranking: No. 22 both polls

## Game 7: Charlotte

W: 101-101 in 3 Overtimes

Halton Arena

Charlotte, N.C.

December 4, 2004

ALABAMA	FG-FGA	3FG-FGA	FT-FTA	REB	PTS
01 Chuck Davis	7-14	0-2	0-0	9	14
03 Kennedy Winston	12-25	3-8	6-6	10	33
33 Jermareo Davidson	8-10	0-0	5-6	13	21
05 Earnest Shelton	4-14	3-10	7-10	6	18
22 Ronald Steele	2-7	0-2	0-0	2	4
04 Al Weber	4-4	0-0	0-0	2	8
21 Evan Brock	0-1	0-0	0-0	0	0
23 Jean Felix	2-5	0-1	0-0	0	4
44 Justin Jonus	0-0	0-0	0-0	2	0
Totals	39-80	6-23	18-22	48	102

CHARLOTTE	FG-FGA	3FG-FGA	FT-FTA	REB	PTS
03 Curtis Withers	9-17	2-5	4-9	4	24
13 Eddie Basden	7-14	0-3	5-6	8	19
02 Martin Iiti	6-8	0-0	1-4	12	13
05 Brendan Plavich	5-14	5-14	1-4	3	16
20 Mitchell Baldwin	1-6	0-2	8-10	3	10
00 Chris Nance	1-4	0-0	2-3	2	4
01 E.J.Drayton	3-7	1-2	2-2	6	9
12 Leemire Goldwire	2-3	2-3	0-0	0	6
21 Chris Sager	0-0	0-0	0-0	0	0
Totals	34-73	10-29	23-38	41	101

**Halftime:** UA 35, UNCC 41 **FG%:** UA .488, UNCC .466 **3FG%:** UA .261, UNCC .345 **FT%:** UA .818, UNCC .605 **Fouls:** UA 27, UNCC 18 **Assists:** UA 14 (Shelton 4), UNCC 20 (Plavich 6) **Turnovers:** UA 22, UNCC 16 **Blocks:** UA 1 (Winston), UNCC 3 (Iiti 3) **Steals:** UA 2 (Jean Felix 1, Davidson 1), UNCC 10 (Basden 4) **Attendance:** 8,511 **Officials:** Gerald Boudreaux, Rick Crawford, Mike Thibodeaux

UA Ranking: No. 22 both polls

## Game 8: Alabama State

W: 72-54

Joe L. Reed Acadome

Montgomery

December 7, 2004

ALABAMA	FG-FGA	3FG-FGA	FT-FTA	REB	PTS
01 Chuck Davis	7-11	0-0	4-4	9	18
02 Kennedy Winston	8-11	4-6	1-2	7	21
05 Earnest Shelton	5-13	2-9	2-2	5	14
22 Ronald Steele	4-5	2-3	1-1	4	11
33 Jermareo Davidson	4-8	0-0	0-0	9	8
04 Albert Weber	0-2	0-2	0-0	0	0
21 Evan Brock	0-0	0-0	0-0	1	0
23 Jean Felix	0-1	0-1	0-0	2	0
44 Justin Jonus	0-1	0-1	0-0	0	0
Totals	28-52	8-22	8-9	38	72

ALABAMA STATE	FG-FGA	3FG-FGA	FT-FTA	REB	PTS
11 LeMarquis Blake	3-7	1-2	1-2	2	8
24 Jermaine Smith	4-7	2-3	0-0	4	10
25 Kevin Spicer	2-14	0-1	0-0	10	4
30 Joel Bosh	1-4	0-0	0-0	0	2
32 Alexander Oliver	4-14	0-2	2-2	4	10
12 Reginald Jackson	0-1	0-1	0-0	0	0
15 Josh Brewster	0-0	0-0	0-0	0	0
23 Dustin Richmond	0-3	0-3	0-0	1	0
35 Miguel Morton	1-1	0-0	0-0	3	4
50 George Savage	5-11	4-7	0-1	6	14
Totals	22-66	7-19	3-5	30	54

**Halftime:** UA 41, ASU 22 **FG%:** UA .538, ASU .333 **3FG%:** .364, ASU .368 **FT%:** UA .889, ASU .600 **Fouls:** UA 10, ASU 9 **Assists:** UA 19 (Steele 6, Winston 5), ASU 15 (Blake, Richmond 5) **Turnovers:** UA 15, ASU 9 **Blocks:** UA 7 (Davidson 4), ASU 3 (Lott 2) **Steals:** UA 5 (Steele 2), ASU 10 (Blake 4) **Attendance:** 7,127 **Officials:** Patrick Adams, Michael Nance, Sean Wright

UA Ranking: No. 18 both polls

## Game 9: Temple

W: 75-71

Coleman Coliseum

Tuscaloosa

December 11, 2004

ALABAMA	FG-FGA	3FG-FGA	FT-FTA	REB	PTS
01 Chuck Davis	3-9	0-1	8-9	11	14
03 Kennedy Winston	2-8	0-2	1-1	5	5
33 Jermareo Davidson	6-8	0-0	4-7	13	16
05 Earnest Shelton	6-14	5-11	5-6	1	22
22 Ronald Steele	3-6	1-4	5-6	7	12
04 Albert Weber	0-3	0-2	0-2	1	0
21 Evan Brock	0-0	0-0	0-0	0	0
23 Jean Felix	0-0	0-0	0-0	0	0
44 Justin Jonus	2-3	2-3	0-0	3	6
Totals	22-51	8-23	23-31	45	75

TEMPLE	FG-FGA	3FG-FGA	FT-FTA	REB	PTS
24 Antywane Robinson	1-4	1-4	0-0	5	3
50 Wayne Marshall	2-5	0-0	1-2	5	5
44 Keith Butler	0-2	0-0	0-0	4	0
13 Mark Tyndale	6-19	3-9	7-8	7	22
25 Mardy Collins	7-17	2-7	1-2	2	17
03 Dustin Salisbery	6-10	4-7	0-2	4	16
04 Dion Dacons	0-1	0-0	0-0	1	0
32 DaShone Kirkendoll	3-7	2-6	0-0	1	8
33 Nehemiah Ingram	0-0	0-0	0-0	0	0
Totals	25-65	12-33	9-14	32	71

**Halftime:** UA 41, TU 32 **FG%:** UA .431, TU .385 **3FG%:** UA .348, TU .364 **FT%:** UA .742, TU .643 **Fouls:** UA 13, TU 23 **Assists:** UA 13 (Winston 6), TU 8 (Tyndale 3) **Turnovers:** UA 15, TU 6 **Blocks:** UA 5 (Davidson 3), TU 2 (Marshall 2) **Steals:** UA 0, TU 8 (Collins 6)

UA Ranking: No. 18 both polls

# 2004-05 Game-by-Game Box Scores

## Game 10: Tennessee State

W: 87-79

Coleman Coliseum

Tuscaloosa

December 18, 2004

ALABAMA	FG-FGA	3FG-FGA	FT-FTA	REB	PTS
01 Chuck Davis	10-17	0-0	4-7	12	24
03 Kennedy Winston	7-16	2-6	3-4	6	19
33 Jermareo Davidson	3-6	0-0	1-2	6	7
05 Earnest Shelton	6-13	2-8	1-1	6	15
22 Ronald Steele	2-5	2-4	3-4	4	9

02 Brandon Davis	0-0	0-0	0-2	0	0
04 Albert Weber	1-6	1-5	0-0	0	3
13 Lucky Williams	0-0	0-0	0-0	1	0
21 Evan Brock	2-4	0-0	1-1	4	5
32 Shawn Taylor	1-1	0-0	0-0	0	2
44 Justin Jonus	1-3	1-3	0-0	1	3
<b>Totals</b>	<b>33-71</b>	<b>8-26</b>	<b>13-21</b>	<b>44</b>	<b>87</b>

TENNESSEE STATE	FG-FGA	3FG-FGA	FT-FTA	REB	PTS
01 Eric King	6-17	0-0	0-0	12	12
30 Roshawn Bowens	4-9	1-1	2-2	7	11
24 Rod Flowers	4-11	0-0	3-4	6	11
11 Bruce Price	8-16	3-8	7-12	8	26
34 Wayne Arnold	2-10	1-7	0-0	6	5

02 Reiley Ervin	2-5	2-5	0-0	0	6
22 Jeremy Jackson	2-5	2-4	0-0	5	6
<b>Totals</b>	<b>29-75</b>	<b>9-25</b>	<b>12-18</b>	<b>48</b>	<b>79</b>

**Halftime:** UA 59, TSU 28 **FG%:** UA .465, TSU .387 **3FG%:** UA .308, TSU .360 **FT%:** UA .619, TSU .667 **Fouls:** UA 14, TSU 15 **Assists:** UA 18 (Steele 7), TSU 12 (King, Arnold 3) **Blocks:** UA 10 (Davis 7), TSU 2 (Flowers, Ervin 1) **Steals:** UA 9 (Davis, Steele 3), TSU 4 Arnold (2) **Attendance:** 8,018 **Officials:** John Clougherty, Antinio Petty, John Goble

**UA Ranking:** No. 17 AP, No. 15 Coaches

## Game 11: Texas A&M Corpus Christi

W: 76-54

Coleman Coliseum

Tuscaloosa

December 22, 2004

ALABAMA	FG-FGA	3FG-FGA	FT-FTA	REB	PTS
01 Chuck Davis	4-9	0-0	2-2	8	10
03 Kennedy Winston	11-18	2-5	0-4	12	24
05 Earnest Shelton	6-14	4-11	3-6	2	19
22 Ronald Steele	2-7	0-3	1-2	1	5

04 Albert Weber	1-3	0-2	0-0	0	2
21 Evan Brock	1-2	0-0	4-4	6	6
44 Justin Jonus	2-6	2-6	0-0	3	6
<b>Totals</b>	<b>27-60</b>	<b>8-27</b>	<b>14-24</b>	<b>45</b>	<b>76</b>

TEXAS A&M CORP	FG-FGA	3FG-FGA	FT-FTA	REB	PTS
15 Nick Jackson	1-3	0-0	2-2	4	4
33 Corey Lamkin	0-5	0-0	2-4	7	2
05 Corey Stokes	1-6	0-2	1-2	1	3
20 Taurean Mitchel	2-4	1-2	0-0	2	5
22 Aaron White	5-9	3-5	0-2	3	13

10 Thomas Bailey	5-13	1-4	0-0	6	11
12 Josh Ervin	1-1	1-1	0-0	1	3
21 Chris Daniels	2-2	0-0	1-2	0	5
23 Seth Engelken	1-4	1-2	0-0	1	3
<b>Totals</b>	<b>20-52</b>	<b>8-19</b>	<b>6-12</b>	<b>29</b>	<b>54</b>

**Halftime:** UA 35, TAMUCC 27 **FG%:** UA .450, TAMUCC .385 **3FG%:** UA .296, TAMUCC .421 **FT%:** UA .583, TAMUCC .500 **Fouls:** UA 13, TAMUCC 18 **Assists:** UA 16 (Steele 6), TAMUCC 15 (Mitchel 6) **Turnovers:** UA 10, TAMUCC 15 **Blocks:** UA 2 (Davis 2), TAMUCC 1 (Daniels 1) **Steals:** UA 5 (Steele 4), TAMUCC 1 (Mitchel 1) **Attendance:** 8,184 **Officials:** Mike Stuart, Bruce Benedict, Carlos Reyes

**UA Ranking:** No. 19 AP, No. 14 Coaches

## Game 12: at Wisconsin

L: 76-62

Kohl Center

Madison, Wisconsin

December 29, 2004

ALABAMA	FG-FGA	3FG-FGA	FT-FTA	REB	PTS
01 Chuck Davis	8-15	1-3	1-2	7	18
03 Kennedy Winston	7-16	1-2	3-4	5	18
05 Earnest Shelton	1-5	0-2	0-1	6	2
22 Ronald Steele	4-7	1-4	4-4	4	13
33 Jermareo Davidson	2-2	0-0	0-0	6	4

04 Albert Weber	1-4	1-2	0-0	1	3
21 Evan Brock	0-2	0-0	0-0	2	0
23 Jean Felix	1-3	1-2	1-2	0	4
44 Justin Jonus	0-0	0-0	0-0	0	0
<b>Totals</b>	<b>24-54</b>	<b>5-15</b>	<b>9-13</b>	<b>33</b>	<b>62</b>

WISCONSIN	FG-FGA	3FG-FGA	FT-FTA	REB	PTS
42 Alondo Tucker	7-13	3-4	4-6	7	21
44 Zach Morley	4-7	1-2	4-7	7	13
54 Mike Wilkinson	6-9	2-4	1-2	3	15
01 Sharif Chambliss	3-7	3-6	2-2	4	11
13 Clayton Hanson	2-4	1-2	0-0	2	5

04 Ray Nixon	1-2	1-2	0-0	1	3
21 Andreas Helmigk	2-4	0-0	0-0	1	4
23 Kammron Taylor	0-4	0-2	2-2	0	2
32 Brian Butch	1-2	0-0	0-1	2	2
<b>Totals</b>	<b>26-52</b>	<b>11-22</b>	<b>13-20</b>	<b>29</b>	<b>76</b>

**Halftime:** UA 23, UW 33 **FG%:** UA .444, UW .500 **3FG%:** UA .333, UW .500 **FT%:** UA .692, UW .650 **Fouls:** UA 19, UW 14 **Assists:** UA 7 (Steele 3), UW 15 (Tucker 5) **Turnovers:** UA 10 (Davidson 3), UW 5 (Chambliss 2) **Blocks:** UA 5 (Davis 2), UW 2 (Morley 2) **Steals:** UA 3 (Jean Felix 2), UW 4 (Morley, Wilkinson, Nixon, Taylor 1) **Attendance:** 17,142 **Officials:** Ted Hillary, Ted Valentine, Bert Smith

**UA Ranking:** No. 18 AP/No. 13 Coaches

**UW Ranking:** Receiving votes in both polls

## Game 13: New Orleans

W: 68-57

Coleman Coliseum

Tuscaloosa

January 1, 2005

ALABAMA	FG-FGA	3FG-FGA	FT-FTA	REB	PTS
01 Chuck Davis	3-6	0-0	2-2	4	8
03 Kennedy Winston	1-7	0-2	5-6	6	7
33 Jermareo Davidson	2-4	0-0	8-10	9	12
05 Earnest Shelton	4-11	1-4	5-6	3	14
22 Ronald Steele	3-5	2-3	2-2	3	10

04 Albert Weber	2-8	2-4	0-0	4	6
21 Evan Brock	1-2	0-0	0-1	3	2
23 Jean Felix	1-2	1-1	1-2	1	4
32 Shawn Taylor	0-0	0-0	2-4	1	2
44 Justin Jonus	1-2	1-2	0-0	0	3
<b>Totals</b>	<b>18-47</b>	<b>7-16</b>	<b>25-33</b>	<b>36</b>	<b>68</b>

NEW ORLEANS	FG-FGA	3FG-FGA	FT-FTA	REB	PTS
22 Shawn Malloy	0-3	0-0	2-2	5	2
32 Ben Elias	2-7	0-0	0-0	5	4
01 Bo McCalebb	11-21	0-2	4-5	2	26
14 Jamie McNeilly	5-6	1-1	0-0	0	11
25 Chad Barnes	2-9	1-6	0-0	3	5

11 Todd Bostic	1-3	0-1	0-0	4	2
15 Jacob Manning	1-3	0-0	0-0	4	2
44 Nathaniel Parker	2-5	0-0	1-3	8	5
<b>Totals</b>	<b>24-57</b>	<b>2-10</b>	<b>7-10</b>	<b>33</b>	<b>57</b>

**Halftime:** UA 41, UNO 24 **FG%:** UA .383, UNO .421 **3FG%:** UA .438, UNO .200 **FT%:** UA .758, UNO .700 **Fouls:** UA 10, UNO 25 **Assists:** UA 13 (Winston 5), UNO 8 (Bostic 3) **Turnovers:** UA 11, UNO 12 **Blocks:** UA 7 (Davidson 3), UNO 1 (Parker 1) **Steals:** UA 5 (1 by Davis, Winston, Steele, Weber and Brock), UNO 7 (McCalebb 6) **Attendance:** 7,,988 **Officials:** Ted Valentine, Tom Lopes, Joe Lindsay

**UA Ranking:** No. 18 AP/No. 13 Coaches

# 2004-05 Game-by-Game Box Scores

## Game 14: at Vanderbilt (SEC Opener)

L: 70-56

Memorial Gymnasium  
Nashville, Tennessee  
January 5, 2005

ALABAMA	FG-FGA	3FG-FGA	FT-FTA	REB	PTS
01 Chuck Davis	1-3	0-0	0-0	2	2
03 Kennedy Winston	6-17	2-4	2-2	2	16
33 Jermareo Davidson	6-8	0-0	9-12	8	21
05 Earnest Shelton	3-10	2-6	0-0	5	8
22 Ronald Steele	1-7	0-4	2-2	5	4
04 Albert Weber	0-1	0-0	0-0	1	0
21 Evan Brock	2-3	0-1	1-1	2	5
44 Justin Jonus	0-0	0-0	0-0	0	0
Totals	19-49	4-15	14-17	25	56

VANDERBILT	FG-FGA	3FG-FGA	FT-FTA	REB	PTS
32 Shan Foster	4-5	4-5	0-0	1	12
33 Julian Terrell	0-7	0-0	0-0	8	0
13 Dawid Przybyszewski	2-7	1-4	2-2	6	7
01 Mario Moore	6-9	4-5	0-0	4	16
03 Jason Holwerda	8-12	0-0	00-2	7	16
02 Alex Gordon	2-4	2-4	0-0	0	6
20 Dan Cage	0-3	0-3	0-0	2	0
22 DeMarre Carroll	2-3	0-0	0-0	2	4
44 Corey Smith	4-9	1-4	0-0	4	9
54 Ted Skuchas	0-3	0-0	0-0	3	0
Totals	28-62	12-25	2-4	41	70

**Halftime:** UA 29, VU 41 **FG%:** UA .388, VU .452 **3FG%:** UA .267, VU .480  
**FT%:** UA .824, VU .500 **Fouls:** UA 13, VU 17 **Assists:** UA 10 (Winston 4), VU 18 (Holwerda 4) **Turnovers:** UA 13, VU 16 **Blocks:** UA 5 (Davis & Davidson 2), VU 2 (Przybyszewski & Cage 1) **Steals:** UA 4 (Brock 3), VU 6 (Moore 2)  
**Attendance:** 12,231 **Officials:** Gerald Boudreaux, Pat Adams, Antonio Petty

**UA Ranking:** No. 19 AP/No. 18 Coaches

## Game 15: LSU

W: 73-58

Coleman Coliseum  
Tuscaloosa  
January 8, 2005

ALABAMA	FG-FGA	3FG-FGA	FT-FTA	REB	PTS
01 Chuck Davis	4-9	0-1	2-2	8	10
03 Kennedy Winston	7-14	0-2	7-8	3	21
33 Jermareo Davidson	2-7	0-0	2-4	8	6
05 Earnest Shelton	7-11	1-5	4-4	7	19
22 Ronald Steele	5-13	2-7	2-2	1	14
21 Evan Brock	0-0	0-0	2-2	1	2
23 Jean Felix	0-2	0-1	1-2	2	1
Totals	25-56	3-16	20-24	31	73

LSU	FG-FGA	3FG-FGA	FT-FTA	REB	PTS
30 Brandon Bass	3-9	0-0	4-4	4	10
34 Glen Davis	5-11	0-1	3-5	7	13
02 Darrel Mitchell	4-8	3-5	0-0	2	11
03 Tack Minor	2-7	2-3	3-4	5	9
42 Antonio Hudson	4-6	3-4	0-0	1	11
22 Xavier Whipple	2-5	0-2	0-0	2	4
35 Darnell Lazare	0-0	0-0	0-0	0	0
41 Ross Neltner	0-1	0-1	0-0	2	0
Totals	20-47	8-16	10-13	6	58

**Halftime:** UA 35, LSU 34 **FG%:** UA .446, LSU .426 **3FG%:** UA .188, LSU .500  
**FT%:** UA .833, LSU .769 **Fouls:** UA 11, LSU 20 **Assists:** UA 9 (Steele 3), LSU 18 (Whipple 5) **Turnovers:** UA 9, LSU 18 **Blocks:** UA 4 (Davis 2), LSU 3 (Davis 2) **Steals:** UA 9 (Steele 3), LSU 5 (Davis 3) **Attendance:** 11,558  
**Officials:** Mike Stuart, Doub Sirmons, Carlos Reyes

**UA Ranking:** No. 19 AP/No. 18 Coaches

## Game 16: at Arkansas

W: 64-61

Bud Walton Arena  
Fayetteville, Arkansas  
January 11, 2005

ALABAMA	FG-FGA	3FG-FGA	FT-FTA	REB	PTS
01 Chuck Davis	7-11	0-0	3-4	9	17
03 Kennedy Winston	5-12	1-2	2-5	5	13
05 Earnest Shelton	7-13	4-9	0-0	3	18
22 Ronald Steele	2-4	1-1	0-0	4	5
33 Jermareo Davidson	3-4	0-0	1-2	6	7
04 Albert Weber	0-0	0-0	0-0	0	0
21 Evan Brock	1-1	0-0	0-0	1	2
23 Jean Felix	1-3	0-1	0-0	2	2
Totals	26-48	6-13	6-11	32	64

ARKANSAS	FG-FGA	3FG-FGA	FT-FTA	REB	PTS
23 Olu Famutimi	4-8	2-5	0-0	3	10
21 Charles Thomas	2-6	1-2	0-0	2	5
51 Steven Hill	0-1	0-0	0-0	2	0
10 Ronnie Brewer	6-13	1-3	2-4	4	15
15 Eric Ferguson	1-7	0-2	0-0	1	2
04 Dontell Jefferson	0-2	0-1	0-0	0	0
05 Darian Townes	5-8	0-0	4-4	3	14
20 Rashard Sullivan	2-2	0-0	0-0	5	4
24 Jonathon Modica	5-8	1-1	0-2	0	11
Totals	25-55	5-14	6-10	25	61

**Halftime:** UA 34, Ark 33 **FG%:** UA 54.2, Ark .455 **3FG%:** UA 46.2, Ark .357 **FT%:** UA .545, Ark .600 **Personal Fouls:** UA 12, Ark 15 **Assists:** UA 19 (Steele 6), Ark 15 (Brewer 4) **Turnovers:** UA 12, Ark 7 **Blocked Shots:** UA 3 (Davidson 2), Ark 6 (Hill 5) **Steals:** UA 2 (Davis 1, Shelton 1), Ark 5 (Brewer 3) **Attendance:** 18,533 **Officials:** John Clougherty, Ted Valentine, Joe Lindsay

**UA Ranking:** No. 23 AP/No. 21 Coaches

## Game 17: Mississippi State

W: 98-49

Coleman Coliseum  
Tuscaloosa  
January 18, 2005

ALABAMA	FG-FGA	3FG-FGA	FT-FTA	REB	PTS
01 Chuck Davis	4-4	1-1	5-5	5	14
03 Kennedy Winston	8-16	4-6	4-4	4	24
33 Jermareo Davidson	2-3	0-0	1-2	7	5
05 Earnest Shelton	13-22	5-11	3-3	5	34
22 Ronald Steele	1-3	0-1	0-0	5	2
02 Brandon Davis	0-0	0-0	0-0	1	0
04 Albert Weber	1-2	0-1	0-0	0	2
13 Lucky Williams	1-1	0-0	0-0	1	2
21 Evan Brock	2-4	0-0	3-4	6	7
23 Jean Felix	2-3	2-3	0-0	2	6
24 Jason Reese	0-0	0-0	2-2	0	2
32 Shawn Taylor	0-0	0-0	0-0	1	0
44 Justin Jonus	0-2	0-2	0-0	0	0
Totals	34-60	12-25	18-20	38	98

MISSISSIPPI STATE	FG-FGA	3FG-FGA	FT-FTA	REB	PTS
04 Lawrence Roberts	6-12	0-4	7-12	7	19
21 Shane Power	0-6	0-2	0-0	4	0
50 Marcus Campbell	4-8	0-0	1-2	4	9
05 Jamall Edmondson	1-3	0-2	2-2	0	4
11 Gary Ervin	4-9	0-2	2-2	1	10
22 Dietric Slater	0-1	0-0	2-3	1	2
20 Michael Boler	0-0	0-0	0-0	0	0
22 Dietric Slater	0-1	0-0	2-3	1	2
25 Wesley Morgan	0-0	0-0	0-0	0	0
31 Ontario Harper	1-5	0-1	1-3	2	3
41 Piotr Stelmach	0-0	0-0	0-0	0	0
42 Waler Sharpe	1-3	0-0	0-0	2	2
Totals	17-47	0-11	15-24	25	49

**Halftime:** UA 49, MSU 14 **FG%:** UA .567, MSU .362 **3FG%:** UA .480, MSU .000 **FT%:** UA .900, MSU .625 **Fouls:** UA 22, MSU 19 **Assists:** UA 20 (Steele 10), MSU 9 (Roberts 3) **Turnovers:** UA 8, MSU 14 **Blocks:** UA 3 (Davidson, Brock, Taylor 1), MSU 1 (Power) **Steals:** UA 7 (Davidson, Steele, Brock 2), MSU 4 (Roberts 2) **Attendance:** 13,787  
**Officials:** John Clougherty, Tom Eades, Gary Maxwell

**UA Ranking:** No. 22 AP/No. 22 Coaches

**MSU Ranking:** No. 19 AP/No. 17 Coaches

## 2004-05 Game-by-Game Box Scores

**Game 18: at Ole Miss**  
**W: 66-58**  
**Tad Smith Coliseum**  
**Oxford, Mississippi**  
**January 22, 2005**

ALABAMA	FG-FGA	3FG-FGA	FT-FTA	REB	PTS
01 Chuck Davis	1-2	0-1	3-6	4	5
03 Kennedy Winston	8-11	4-5	6-7	6	26
33 Jermareo Davidson	3-6	0-0	1-2	13	7
05 Earnest Shelton	2-8	1-7	5-5	3	10
22 Ronald Steele	2-6	2-5	0-0	4	6
04 Albert Weber	0-0	0-0	0-0	0	0
21 Evan Brock	0-0	0-0	0-4	0	0
23 Jean Felix	3-3	3-3	3-4	5	12
Totals	19-36	10-21	18-28	37	66

OLE MISS	FG-FGA	3FG-FGA	FT-FTA	REB	PTS
04 Kendrick Fox	2-5	1-4	0-0	2	5
11 Londrick Nolen	1-6	0-3	3-3	3	5
44 Tommie Eddie	8-15	0-1	0-1	6	16
12 Justin Johnson	2-3	2-3	2-2	1	8
21 Cavadas Nunnery	6-11	0-4	1-2	0	13

03 Marvin Moore	1-2	1-1	0-0	1	3
10 Todd Avernethy	0-4	0-2	2-2	0	2
15 Brandon Patterson	2-8	2-8	0-0	1	6
24 Ed Glass	0-1	0-1	0-0	0	0
32 Jermy Parnell	0-0	0-0	0-0	0	0
33 Chris Rhodes	0-0	0-0	0-0	0	0
Totals	22-55	6-27	8-10	18	58

**Halftime:** UA 28, UM 34 **FG%:** UA .528, UM .400 **3FG%:** UA .476, UM .222, **FT%:** UA .643, UM .800 **Fouls:** UA 13, UM 22 **Assists:** UA 13 (Steele 8), UM 17 (Nunnery 4) **Turnovers:** UA 12, UM 2 **Blocks:** UA 2 (Davis, Wever 1), UM 0 **Steals:** UA 1 (Steele 1), UM 4 (Nolen, Nunnery, Abernethy, Patterson 1) **Attendance:** 6,523 **Officials:** Tony Greene, Pat Adams, John Goble

**UA Ranking:** No. 22 both polls


**Game 19: at Auburn**  
**W: 60-55**  
**Beard-Eaves-Memorial Coliseum**  
**Auburn**  
**January 26, 2005**

ALABAMA	FG-FGA	3FG-FGA	FT-FTA	REB	PTS
01 Chuck Davis	3-8	0-0	4-4	7	10
03 Kennedy Winston	5-11	4-4	2-2	6	16
33 Jermareo Davidson	2-5	0-0	2-2	14	6
05 Earnest Shelton	6-11	5-10	5-9	2	22
22 Ronald Steele	2-7	2-5	0-0	2	6
04 Albert Weber	0-1	0-1	0-2	1	0
21 Evan Brock	0-1	0-0	0-0	1	0
23 Jean Felix	0-2	0-2	0-0	2	0
44 Justin Jonus	0-0	0-0	0-0	0	0
Totals	18-46	11-22	13-19	37	60

AUBURN	FG-FGA	3FG-FGA	FT-FTA	REB	PTS
21 Quinell Brown	4-16	0-2	2-2	7	10
01 Frank Tolbert	1-3	0-0	0-0	0	2
03 Ian Young	4-11	1-5	2-2	4	11
23 Toney Douglas	4-13	0-3	1-1	5	9
24 Nathan Watson	5-9	2-4	1-2	6	13
02 Daniel Hayles	4-7	1-3	0-0	3	9
12 Moses Edun	0-0	0-0	0-0	0	0
35 Ryan Daniel	0-0	0-0	0-0	0	0
45 Kyle Derozan	0-1	0-0	1-2	3	1
Totals	22-60	4-17	7-9	33	55

**Halftime:** UA 31, AU 22 **FG%:** UA .391, AU .367 **3FG%:** UA .500, AU .235, **FT%:** UA .684, AU .778 **Fouls:** UA 14, AU 21 **Assists:** UA 12 (Steele 5), AU 13 (Young 6) **Turnovers:** UA 14, AU 6 **Blocks:** UA 6 (Davis 3), AU 1 (Brown 1) **Steals:** UA 3 (Davis, Winston, Jean Felix 1), AU 7 (Brown 4) **Attendance:** 10,127 **Officials:** John Clougherty, Ted Valentine, Tom Lopes

**UA Ranking:** No. 14 AP/No. 17 Coaches



Ronald Steele

**Game 20: Georgia**  
**W: 75-47**  
**Coleman Coliseum**  
**Tuscaloosa**  
**January 30, 2005**

\* Game originally scheduled for Jan. 29; postponed due to travel by

Georgia (ice storm)

ALABAMA	FG-FGA	3FG-FGA	FT-FTA	REB	PTS
01 Chuck Davis	3-5	0-1	5-6	8	11
03 Kennedy Winston	7-10	1-3	3-4	2	18
33 Jermareo Davidson	2-4	0-0	0-3	10	4
05 Earnest Shelton	3-9	1-5	4-4	3	11
22 Ronald Steele	1-1	0-0	5-6	3	7

02 Brandon Davis	0-1	0-1	0-0	0	0
04 Albert Weber	0-4	0-3	2-2	0	2
13 Lucky Williams	1-2	0-0	0-0	2	2
21 Evan Brock	1-1	0-0	3-4	2	5
23 Jean Felix	1-2	1-2	2-2	3	5
24 Jason Reese	0-1	0-0	0-0	3	0
32 Shawn Taylor	2-2	0-0	1-5	2	5
44 Justin Jonus	1-2	0-1	3-6	3	5
Totals	22-44	3-16	28-42	43	75

GEORGIA	FG-FGA	3FG-FGA	FT-FTA	REB	PTS
15 Steve Newman	2-4	0-1	0-0	1	4
44 Dave Bliss	3-4	0-0	1-1	4	7
02 Sundiata Gaines	2-11	0-4	2-4	2	6
14 Levi Stukes	2-10	1-6	2-5	2	7
25 Channing Toney	1-3	1-3	0-0	2	3

00 Younes Idrissi	5-10	0-0	4-4	4	14
01 Julian Williams	0-0	0-0	0-0	0	0
03 Kevin Brophy	2-6	2-6	0-0	0	6
10 Jay McAuley	0-5	0-2	0-0	1	0
30 Tommy Wainscott	0-1	0-1	0-0	1	0
33 Matt Womack	0-0	0-0	0-2	2	0
40 Sam Greavu	0-0	0-0	0-0	1	0
54 Joey Waldrop	0-0	0-0	0-0	0	0
Totals	17-54	4-23	9-16	27	47

**Halftime:** UA 36, UG 17 **FG%:** UA .500, UG .315 **3FG%:** UA .188, UG .174 **FT%:** UA .667, UG .563 **Fouls:** UA 19, UG 34 (6 foul outs, all 5 starters included) **Assists:** UA 9 (C. Davis, Davidson 2), UG 5 (Bliss 2) **Turnovers:** UA 26, UG 24 **Blocks:** UA 4 (C. Davis 2), UG 1 (Idrissi) **Steals:** UA 15 (Shelton 4), UG 9 (Gaines 3) **Attendance:** 12,545 **Officials:** Tony Greene, Joe Lindsey, Doug Sirmons

**UA Ranking:** No. 14 AP/No. 17 Coaches

## 2004-05 Game-by-Game Box Scores

**Game 21: at Florida**  
**L: 85-54**

**Stephen C. O'Connell Center**  
**Gainesville, Florida**  
**February 5, 2005**

ALABAMA	FG-FGA	3FG-FGA	FT-FTA	REB	PTS
01 Chuck Davis	4-8	0-0	7-9	4	15
03 Kennedy Winston	3-12	0-3	0-0	4	6
33 Jermareo Davidson	4-7	0-0	0-0	9	8
05 Earnest Shelton	4-9	3-7	4-6	1	15
22 Ronald Steele	0-4	0-2	0-0	1	0
04 Albert Weber	0-1	0-1	0-0	0	0
13 Lucky Williams	0-0	0-0	0-0	1	0
21 Evan Brock	0-0	0-0	0-0	1	0
23 Jean Felix	2-4	2-3	0-0	1	6
32 Shawn Taylor	0-0	0-0	0-0	0	0
44 Justin Jonus	2-3	0-1	0-0	1	4
<b>Totals</b>	<b>19-48</b>	<b>5-17</b>	<b>11-15</b>	<b>23</b>	<b>54</b>

FLORIDA	FG-FGA	3FG-FGA	FT-FTA	REB	PTS
02 Corey Brewer	1-3	0-1	3-6	0	5
24 David Lee	7-11	0-0	4-5	6	18
42 Al Horford	4-11	0-0	6-7	18	14
01 Anthony Roberson	6-12	4-8	2-2	3	18
44 Matt Walsh	6-12	3-7	3-3	2	18
10 Cornelius Ingram	0-0	0-0	0-0	0	0
11 Taurean Green	1-1	1-1	0-0	0	3
12 Lee Humphrey	1-5	1-4	0-0	0	3
13 Joakim Noah	1-2	0-0	0-0	3	2
32 Chris Richard	2-3	0-0	0-2	7	4
<b>Totals</b>	<b>29-60</b>	<b>9-21</b>	<b>18-25</b>	<b>46</b>	<b>85</b>

**Halftime:** UA 23, UF 46 **FG%:** UA .396, UF .483 **3FG%:** UA .294, UF .429 **FT%:** UA .733, UF .720 **Fouls:** UA 20 (Davidson fouled out), UF 16 **Assists:** UA 10 (Davis 3), UF 16 (Walsh 7) **Turnovers:** UA 8, UF 5 **Blocks:** UA 2 (Davis 1, Brock 1), UF 3 (Horford 2, Richard 1) **Steals:** UA 3 (Steele 1, Jean Felix 1, Jonus 1), UF 3 (Brewer 1, Lee 1, Richard 1) **Technical Fouls:** Walsh (UF) **Attendance:** 11,787 **Officials:** Gerald Boudreaux, Doug Simons, Tim Clougherty

**UA Ranking:** No. 11 AP/No. 14 Coaches

**Game 22: at Tennessee**  
**W: 72-54**

**Thompson-Boling Arena**  
**Knoxville, Tennessee**  
**February 9, 2005**

ALABAMA	FG-FGA	3FG-FGA	FT-FTA	REB	PTS
01 Chuck Davis	6-10	0-0	4-7	13	16
03 Kennedy Winston	6-13	1-3	5-6	3	18
33 Jermareo Davidson	7-11	0-0	2-2	14	16
05 Earnest Shelton	4-8	3-7	1-1	3	12
22 Ronald Steele	3-4	2-2	0-2	7	8
04 Albert Weber	0-1	0-0	0-0	0	0
21 Evan Brock	0-0	0-0	0-0	1	0
23 Jean Felix	1-1	0-0	0-0	0	2
44 Justin Jonus	0-1	0-0	0-0	0	0
<b>Totals</b>	<b>27-49</b>	<b>6-12</b>	<b>12-18</b>	<b>43</b>	<b>72</b>

TENNESSEE	FG-FGA	3FG-FGA	FT-FTA	REB	PTS
01 Major Wingate	2-6	0-0	1-2	3	5
02 Scooter McFadgon	2-10	0-2	2-2	6	6
05 Chris Lofton	3-6	3-5	0-0	1	9
23 Dane Bradshaw	3-7	0-0	0-0	1	6
32 C.J. Watson	4-8	3-4	4-4	0	15
03 Stanley Asumni	1-1	0-0	1-2	2	3
04 Brandon Crump	1-5	0-1	0-0	2	2
10 JaJuan Smith	3-6	0-1	0-0	1	6
22 Andre Patterson	1-7	0-0	0-0	1	2
<b>Totals</b>	<b>20-56</b>	<b>6-13</b>	<b>8-10</b>	<b>19</b>	<b>54</b>

**Halftime:** UA 30, UT 25 **FG%:** UA .551, UT .357 **3FG%:** UA .500, UT .462 **FT%:** UA .667, UT .800 **Fouls:** UA 11, UT 16 **Assists:** UA 19 (Winston, Davidson, Shelton & Steele 4), UT 12 (Bradshaw, Watson 4) **Blocks:** UA 6 (Davidson 3), UT 6 (Patterson 3) **Steals:** UA 2 (Shelton 2), UT 9 (Bradshaw 3) **Attendance:** 12,650 **Officials:** Ted Valentine, Jim Burr, Kerry Sitton

**UA Ranking:** No. 17 AP/No. 19 Coaches

**Game 23: Ole Miss**  
**W: 71-45**

**Coleman Coliseum**  
**Tuscaloosa**  
**February 12, 2005**

ALABAMA	FG-FGA	3FG-FGA	FT-FTA	REB	PTS
01 Chuck Davis	6-9	0-0	3-3	8	15
03 Kennedy Winston	7-12	2-3	6-8	4	22
33 Jermareo Davidson	0-2	0-0	1-2	2	1
05 Earnest Shelton	3-5	1-3	6-6	2	13
22 Ronald Steele	3-4	2-2	0-1	4	8
02 Brandon Davis	0-0	0-0	0-0	0	0
13 Lucky Williams	0-0	0-0	1-2	2	1
21 Evan Brock	1-1	0-0	2-3	6	4
23 Jean Felix	2-2	2-2	0-0	3	6
24 Jason Reese	0-0	0-0	0-0	0	0
32 Shawn Taylor	0-1	0-0	1-4	3	1
44 Justin Jonus	0-2	0-2	0-0	0	0
<b>Totals</b>	<b>22-38</b>	<b>7-12</b>	<b>20-29</b>	<b>37</b>	<b>71</b>

OLE MISS	FG-FGA	3FG-FGA	FT-FTA	REB	PTS
03 Marvin Moore	1-5	0-0	0-0	0	2
11 Londrick Nolen	2-10	1-3	0-0	3	5
44 Tommie Eddie	2-10	1-3	0-0	3	5
12 Justin Johnson	4-7	3-4	0-0	1	11
21 Cavadas Nun nery	0-1	0-0	0-0	2	0
01 Brian Smith	0-1	0-1	0-0	0	0
04 Kendrick Fox	1-4	1-4	0-0	1	3
10 Todd Abernethy	4-7	1-2	0-0	2	9
15 Brandon Patterson	1-5	1-4	0-0	2	3
24 Ed Glass	0-3	0-0	0-0	1	0
32 Jerme Parnell	4-9	0-0	2-3	5	10
33 Chris Rhodes	0-0	0-0	0-0	1	0
<b>Totals</b>	<b>18-56</b>	<b>7-18</b>	<b>2-5</b>	<b>23</b>	<b>45</b>

**Halftime:** UA 30, UM 20 **FG%:** UA .579, UM .321 **3FG%:** UA .583, UM .389 **FT%:** UA .690, UM .400 **Fouls:** UA 14, UM 24 **Assists:** UA 12 (Steele 6), UM 9 (Abernethy 4) **Turnovers:** UA 14, UM 13 **Blocks:** UA 9 (C. Davis 5), UM 0 **Steals:** UA 7 (Shelton 3), UM 7 (Parnell 2) **Attendance:** 12,165 **Officials:** Doug Shows, Tim Clougherty, Tracy Woodson

**UA Ranking:** No. 17 AP/No. 19 Coaches



**Kennedy Winston's 22 points against Ole Miss at home was something to smile about.**

# 2004-05 Game-by-Game Box Scores

## Game 24: Arkansas

W: 72-63

Coleman Coliseum

Tuscaloosa

February 16, 2005

ALABAMA	FG-FGA	3FG-FGA	FT-FTA	REB	PTS
01 Chuck Davis	7-9	0-1	7-13	6	21
03 Kennedy Winston	5-11	0-2	8-12	5	18
33 Jermareo Davidson	1-3	0-0	3-4	5	5
05 Earnest Shelton	6-12	3-7	4-5	1	1
22 Ronald Steele	2-4	1-2	0-0	3	5
21 Evan Brock	1-1	0-0	2-2	5	4
23 Jean Felix	0-1	0-1	0-0	2	0
Totals	22-41	4-13	24-36	29	72

ARKANSAS	FG-FGA	3FG-FGA	FT-FTM	REB	PTS
21 Charles Thomas	0-1	0-1	0-0	1	0
05 Darian Townes	7-14	0-0	0-2	12	14
10 Ronnie Brewer	4-13	1-4	2-4	2	11
23 Olu Famutimi	4-9	1-3	0-0	6	9
24 Jonathon Modica	6-7	2-3	2-2	3	16
04 Dontell Jefferson	0-4	0-1	0-0	1	0
15 Eric Ferguson	3-9	2-5	0-0	2	8
20 Rashard Sullivan	1-1	0-0	2-2	1	4
51 Steven Hill	0-0	0-0	1-2	1	1
Totals	25-58	6-17	7-12	33	63

**Halftime:** UA 33, Ark 34 **FG%:** UA .537, Ark .431 **3FG%:** UA .308, Ark .353 **FT%:** UA .667, Ark .583 **Fouls:** UA 9, Ark 26 **Assists:** UA 10 (Brock 3), Ark 9 (Brewer 3) **Turnovers:** UA 14, Ark 16 **Blocks:** UA 4 (Davis 2), Ark 0 **Steals:** UA 6 (Davis 4), Ark 4 (Ferguson 2) **Attendance:** 9,410 **Officials:** Tom Lopes, Doug Sirmons, Joe Lindsay

**UA Ranking:** No. 16 AP/No. 17 Coaches

## Game 25: South Carolina

W: 87-68

Coleman Coliseum

Tuscaloosa

February 19, 2005

ALABAMA	FG-FGA	3FG-FGA	FT-FTA	REB	PTS
01 Chuck Davis	5-7	0-0	8-10	5	18
03 Kennedy Winston	6-15	3-7	4-4	3	19
33 Jermareo Davidson	4-5	0-0	1-1	4	9
05 Earnest Shelton	5-13	4-10	2-2	5	16
22 Ronald Steele	3-5	3-3	0-0	3	9
02 Brandon Davis	0-0	0-0	0-0	0	0
13 Lucky Williams	0-1	0-0	0-0	1	0
21 Evan Brock	1-1	0-0	0-0	4	2
23 Jean Felix	2-5	2-5	3-4	5	9
24 Jason Reese	0-0	0-0	0-0	0	0
32 Shawn Taylor	0-0	0-0	0-0	0	0
44 Justin Jonus	2-3	1-2	0-0	2	5
Totals	28-55	13-27	18-21	36	87

SOUTH CAROLINA	FG-FGA	3FG-FGA	FT-FTA	REB	PTS
15 Carlos Powell	6-12	0-0	5-6	3	17
34 Renaldo Balkman	1-4	0-1	0-2	3	2
54 John Chappell	1-3	0-0	0-0	2	2
01 Tre Kelley	1-5	1-4	0-0	0	3
21 Tarence Kinsey	1-8	1-3	0-0	0	3
02 Stephen McDowell	0-1	0-0	0-0	0	0
10 Rocky Trice	2-2	0-0	0-0	3	4
14 Antoine Tisby	5-8	0-0	2-3	7	12
23 Dwayne Day	2-7	1-4	0-0	3	5
31 Josh Gonner	5-9	5-8	0-0	2	15
33 Brandon Wallace	2-2	1-1	0-0	4	5
Totals	26-61	9-21	7-11	30	68

**Halftime:** UA 36, USC 25 **FG%:** UA .509, USC .426 **3FG%:** UA .481, USC .429 **FT%:** UA .857, USC .636 **Fouls:** UA 14, USC 20 **Assists:** UA 22 (Steele 9), USC 9 (Kelley 3) **Turnovers:** UA 7 (C.Davis, Steele 2), USC 8 (Powell, Gonner 2) **Blocks:** UA 0, USC 5 (Tisby 4) **Steals:** UA 3 (Shelton, Steele, Jonus 1) **Attendance:** 15,316 **Officials:** Karl Hess, Bert Smith, John Hampton

**UA Ranking:** No. 16 AP/No. 17 Coaches

## Game 26: at LSU

L: 61-59

Pete Maravich Assembly Center

Baton Rouge, Louisiana

February 22, 2005

ALABAMA	FG-FGA	3FG-FGA	FT-FTA	REB	PTS
01 Chuck Davis	4-8	0-0	2-4	5	10
03 Kennedy Winston	7-18	2-5	6-7	6	22
33 Jermareo Davidson	2-4	0-0	0-1	4	4
05 Earnest Shelton	2-9	2-7	0-0	4	6
22 Ronald Steele	1-2	0-1	1-2	3	3
21 Evan Brock	1-1	0-0	0-0	1	2
23 Jean Felix	4-10	3-6	1-1	2	12
Totals	21-52	7-19	10-15	27	59

LSU	FG-FGA	3FG-FGA	FT-FTA	REB	PTS
30 Brandon Bass	4-9	2-2	5-9	9	15
34 Glen Davis	4-10	0-0	3-6	13	11
02 Darrell Mitchell	4-10	3-5	2-2	5	13
03 Tack Minor	7-15	2-6	0-2	10	16
03 Antonio Hudson	0-5	0-2	1-2	2	1
22 Xavier Whipple	0-0	0-0	0-0	0	0
41 Ross Neltner	2-4	1-2	0-0	5	5
Totals	21-53	8-17	11-21	46	61

**Halftime:** UA 28, LSU 30 **FG%:** UA .404, LSU .396 **3FG%:** UA .368, LSU .471 **FT%:** UA .667, LSU .524 **Fouls:** UA 17, LSU 14 **Assists:** UA 8 (Steele 5), LSU 11 (Minor 5)

**Turnovers:** UA 6 (Davis, Steele 2), LSU 15 (Minor 4) **Blocks:** UA 4 (Davidson 3), LSU 4 (Davis 2) **Steals:** UA 2 (Davis, Davidson 1), LSU 4 (Minor 3) **Attendance:** 11,339 **Officials:** John Clougherty, Tom Lopes, Mike Stuart

**UA Ranking:** No. 16 AP/No. 14 Coaches

## Game 27: Kentucky

L: 78-71

Coleman Coliseum

Tuscaloosa

February 26, 2005

ALABAMA	FG-FGA	3FG-FGA	FT-FTA	REB	PTS
01 Chuck Davis	5-7	0-1	7-7	6	17
03 Kennedy Winston	7-18	5-9	2-2	6	21
33 Jermareo Davidson	1-1	0-0	4-4	2	6
05 Earnest Shelton	4-9	1-5	3-4	4	12
22 Ronald Steele	3-10	2-7	2-2	3	10
21 Evan Brock	0-1	0-0	0-0	1	0
23 Jean Felix	2-2	1-1	0-0	4	5
44 Justin Jonus	0-1	0-1	0-0	0	0
Totals	22-49	9-24	18-19	28	71

KENTUCKY	FG-FGA	3FG-FGA	FT-FTA	REB	PTS
24 Kelenna Azubuike	5-10	1-3	4-5	4	15
44 Chuck Hayes	4-8	0-0	1-2	3	9
33 Randolph Morris	2-3	0-0	0-0	0	4
04 Rajon Rondo	1-5	0-0	0-1	5	2
22 Patrick Sparks	8-14	7-10	3-4	2	26
02 Ravi Moss	3-3	2-2	2-2	1	10
03 Ramel Bradley	2-2	2-2	1-3	0	7
05 Josh Carrier	0-0	0-0	0-0	0	0
10 Lukasz Obrzut	1-1	0-0	0-0	4	2
13 Bobby Perry	1-1	1-1	0-0	1	3
21 Shagari Alleyne	0-0	0-0	0-0	0	0
23 Sheray Thomas	0-0	0-0	0-0	0	0
32 Joe Crawford	0-1	0-1	0-0	0	0
Totals	27-48	13-19	11-17	24	78

**Halftime:** UA 36, UK 29 **FG%:** UA .449, UK .563 **3FG%:** UA .375, UK .684 **FT%:** UA .947, UK .647 **Fouls:** UA 18, UK 19 **Assists:** UA 15 (Shelton 5, Steele 5), UK 14 (Rondo 7)

**Turnovers:** UA 13, UK 11 **Blocks:** UA 1 (Davis), UK 1 (Perry) **Steals:** UA 6 (Davis, Shelton 2), UK 6 (Hayes 3) **Attendance:** 15,316 **Officials:** Gerald Boudreaux, Ed Corbett, Joe Lindsay

**UA Ranking:** No. 16 AP/No. 14 Coaches

**UK Ranking:** No. 5 AP/No. 5 Coaches



## 2004-05 Game-by-Game Box Scores



Earnest Shelton (left) was one of three senior players honored before the Auburn game, his final UA home appearance. His family and Coach Mark Gottfried joined him on court to celebrate his UA career.

### Game 28: Auburn W: 94-53

Coleman Coliseum  
Tuscaloosa  
March 2, 2005

ALABAMA	FG-FGA	3FG-FGA	FT-FTA	REB	PTS
01 Chuck Davis	7-8	0-0	4-4	4	18
03 Kennedy Winston	8-14	5-7	3-3	5	24
33 Jermareo Davidson	2-5	0-0	0-1	5	4
05 Earnest Shelton	6-10	4-6	8-8	5	24
22 Ronald Steele	1-3	0-1	0-0	0	2
02 Brandon Davis	0-0	0-0	0-0	1	0
13 Lucky Williams	1-3	0-0	2-2	4	4
21 Evan Brock	1-1	0-0	2-2	4	4
23 Jean Felix	2-5	2-5	2-2	8	8
24 Jason Reese	1-3	0-1	0-0	1	2
32 Shawn Taylor	2-3	0-0	0-2	4	4
44 Justin Jonus	0-2	0-2	0-0	2	0
<b>Totals</b>	<b>31-57</b>	<b>11-22</b>	<b>21-24</b>	<b>42</b>	<b>94</b>

AUBURN	FG-FGA	3FG-FGA	FT-FTA	REB	PTS
21 Quinell Brown	5-12	1-5	6-6	8	17
01 Frank Tolbert	3-10	1-5	1-2	4	8
03 Ian Young	2-10	1-6	2-2	5	7
23 Toney Douglas	3-10	1-3	0-0	1	7
24 Nathan Watson	3-7	1-4	0-0	3	7
02 Daniel Hayles	2-5	1-3	0-0	2	5
10 Troy Gaines	0-2	0-2	0-0	1	0
12 Moses Edun	0-2	0-0	0-0	0	0
14 Michael O'Connor	0-2	0-2	0-0	1	0
15 Brett Howell	0-1	0-1	2-2	0	2
22 Scott Campbell	0-0	0-0	0-0	1	0
35 Ryan Daniel	0-1	0-0	0-0	0	0
45 Kyle Derozan	0-0	0-0	0-0	0	0
<b>Totals</b>	<b>18-62</b>	<b>6-31</b>	<b>11-12</b>	<b>31</b>	<b>53</b>

**Halftime:** UA 41, AU 30 **FG%:** UA .544, AU .290 **3FG%:** UA .500, AU .194 **FT%:** UA .875, AU .917 **Fouls:** UA 12, AU 27 (Hayles fouled out) **Assists:** UA 15 (Shelton 4), AU 5 (Brown, Tolbert, Young, Douglas, Hayles 1) **Turnovers:** UA 10, AU 15 **Blocks:** UA 8 (Davidson 3), AU 2 (Brown, Douglas 1) **Steals:** UA 8 (Shelton 2), AU 5 (Brown 3) **Attendance:** 12,402 **Officials:** Mike Stuart, Rick Crawford, Eli Roe

**UA Ranking:** No. 21 AP/No. 19 Coaches

### Game 29: at Mississippi State W: 68-63

Humphrey Coliseum  
Starkville, Mississippi  
March 5, 2005


ALABAMA	FG-FGA	3FG-FGA	FT-FTA	REB	PTS
01 Chuck Davis	2-7	0-1	0-0	3	4
03 Kennedy Winston	6-11	1-3	8-10	7	21
33 Jermareo Davidson	1-4	0-0	0-1	11	2
05 Earnest Shelton	5-9	1-3	0-0	5	11
22 Ronald Steele	3-3	1-1	6-6	5	13
21 Evan Brock	0-2	0-0	2-4	3	2
23 Jean Felix	3-6	2-3	5-6	5	13
44 Justin Jonus	1-1	0-0	0-0	0	2
<b>Totals</b>	<b>21-43</b>	<b>5-11</b>	<b>21-27</b>	<b>39</b>	<b>68</b>

MISSISSIPPI STATE	FG-FGA	3FG-FGA	FT-FTA	REB	PTS
04 Lawrence Roberts	4-9	0-2	7-10	11	15
21 Shane Power	5-19	2-11	1-1	5	13
31 Ontario Harper	6-12	0-3	2-3	4	14
11 Gary Ervin	0-7	0-2	0-0	3	0
23 Winsome Frazier	4-16	2-8	0-0	3	10
01 Charles Rhodes	0-0	0-0	1-2	2	1
05 Jamall Edmondson	1-5	1-2	1-2	1	4
12 Seth Cannon	0-0	0-0	0-0	0	0
22 Dietric Slater	2-6	0-0	0-0	5	4
25 Wesley Morgan	1-2	0-0	0-0	1	2
<b>Totals</b>	<b>23-76</b>	<b>5-28</b>	<b>12-18</b>	<b>42</b>	<b>63</b>

**Halftime:** UA 26, MSU 22 **FG%:** UA .488, MSU .303 **3FG%:** UA .455, MSU .179 **FT%:** UA .778, MSU .667 **Fouls:** UA 17 (Davidson fouled out), MSU 23 (Frazier fouled out) **Assists:** UA 7 (Steele 3), MSU 9 (Ervin 5) **Turnovers:** UA 19, MSU 9 **Blocks:** UA 4 (Jean Felix 2), MSU 4 (Roberts, Harper, Frazier, Rhodes 1) **Steals:** UA 6 (Steele 2), MSU 13 (Harper 4) **Officials:** Gerald Boudreaux, Doug Shows, Gary Maxwell

**UA Ranking:** No. 21 AP/ No. 19 Coaches

# 2004-05 Game-by-Game Box Scores: 2005 SEC Tournament



**Earnest Shelton, shown in action during that game, tied the UA & SEC tournament records with his 8 3-point goals made against Ole Miss in the SEC tournament quarterfinal**

**Game 30: Ole Miss**  
SEC Tournament Quarterfinal (UA No. 1 Seed in West)  
W: 69-52

Georgia Dome  
Atlanta, Georgia  
March 11, 2005

ALABAMA	FG-FGA	3FG-FGA	FT-FTA	REB	PTS
01 Chuck Davis	3-8	0-1	9-12	7	15
03 Kennedy Winston	4-12	0-5	0-1	8	8
33 Jermareo Davidson	0-4	0-0	0-0	4	0
05 Earnest Shelton	9-12	8-11	0-1	0	26
22 Ronald Steele	2-4	2-3	0-0	4	6
21 Evan Brock	1-4	0-0	0-0	1	2
23 Jean Felix	3-5	3-5	1-5	3	10
44 Justin Jonus	1-3	0-0	0-0	0	2
<b>Totals</b>	<b>23-52</b>	<b>13-25</b>	<b>10-19</b>	<b>31</b>	<b>69</b>

OLE MISS	FG-FGA	3FG-FGA	FT-FTA	REB	PTS
03 Marvin Moore	2-3	0-0	2-2	1	6
04 Kendrick Fox	2-5	2-5	0-0	8	6
44 Tommie Eddie	8-17	1-1	2-2	7	19
10 Todd Abernethy	1-6	1-3	0-0	3	3
24 Ed Glass	5-10	0-1	4-4	4	14
11 Londrick Nolen	0-1	0-0	0-0	0	0
12 Justin Johnson	0-1	0-0	0-0	0	0
15 Braqndon Patterson	1-1	1-1	0-0	2	3
21 Cavadas Nunnery	0-3	0-1	0-0	5	0
32 Jermeay Parnell	0-1	0-0	1-2	1	1
<b>Totals</b>	<b>19-48</b>	<b>5-12</b>	<b>9-10</b>	<b>32</b>	<b>52</b>

**Halftime:** UA 27, UM 21 **FG%:** UA .442, UM .396 **3FG%:** UA .520, UM .417 **FT%:** UA .526, UM .900 **Fouls:** UA 12, UM 17 **Assists:** UA 18 (Steele 7, Winston 6), UM 10 (Fox 4) **Turnovers:** UA 7, UM 13 **Blocks:** UA 8 (Davis 5), UM 2 (Fox 2) **Steals:** UA 5 (Davis, Davidson, Shelton, Steele, Jean Felix 1), UM 3 (Eddie, aberneth, Glass 1) **Attendance:** 19,938 **Officials:** Tony Greene, Joe Lindsay, Pat Adams

**UA Ranking:** No. 20 AP/No. 19 Coaches

**Game 31: Florida**  
SEC Tournament Semifinal final (UA No. 1 Seed in West)  
L: 68-62

Georgia Dome  
Atlanta, Georgia  
March 12, 2005

ALABAMA	FG-FGA	3FG-FGA	FT-FTA	REB	PTS
01 Chuck Davis	4-12	0-0	1-3	6	9
03 Kennedy Winston	8-19	1-8	2-2	4	19
33 Jermareo Davidson	4-6	0-0	2-2	11	10
05 Earnest Shelton	3-11	0-4	0-0	3	6
22 Ronald Steele	2-5	1-3	0-0	5	5
21 Evan Brock	1-2	0-0	0-0	5	2
23 Jean Felix	2-8	1-4	6-8	8	11
44 Justin Jonus	0-0	0-0	0-0	0	0
<b>Totals</b>	<b>24-63</b>	<b>3-19</b>	<b>11-15</b>	<b>43</b>	<b>62</b>

FLORIDA	FG-FGA	3FG-FGA	FT-FTA	REB	PTS
02 Corey Brewer	3-4	0-1	4-4	8	10
24 David Lee	9-18	0-0	2-3	7	20
42 Al Horford	0-2	0-0	2-7	8	2
01 Anthony Roberson	5-15	3-9	0-0	1	13
44 Matt Walsh	4-12	3-8	6-6	2	17
04 Adrian Moss	0-2	0-0	0-0	1	0
11 Taurean Green	0-0	0-0	0-0	1	0
12 Lee Humphrey	2-2	2-2	0-0	0	6
13 Joakim Noah	0-0	0-0	0-0	0	0
32 Chris Richard	0-1	0-0	0-0	4	0
<b>Totals</b>	<b>23-56</b>	<b>8-20</b>	<b>14-20</b>	<b>33</b>	<b>68</b>

**Halftime:** UA 20, UF 27 **FG%:** UA .381, UF .411 **3FG%:** UA .158, UF .400 **FT%:** UA .733, UF .700 **Fouls:** UA 16, UF 16 **Assists:** UA 6 (Steele 3), UF 13 (Lee, Walsh 3) **Turnovers:** UA 13, UF 8 **Blocks:** UA 4 (Davidson 2), UF 2 (Horford) **Steals:** UA 4 (Davis, Shelton, Steele, Brock 1) **Attendance:** 24,214 **Officials:** John Clouogherty, Joe Lindsay, Doug Simmons

**UA Ranking:** No. 20 AP/No. 19 Coaches

# 2004-05 Game-by-Game Box Scores: 2005 NCAA Tournament

## Game 32: University of Wisconsin-Milwaukee NCAA Tournament 1st Round/Chicago Regional

L: 83-73

Wolstein Center  
Cleveland, Ohio  
March 17, 2005

ALABAMA	FG-FGA	3FG-FGA	FT-FTA	REB	PT
01 Chuck Davis	3-5	0-0	4-4	7	10
03 Kennedy Winston	7-16	1-5	5-6	4	20
33 Jermareo Davidson 4-4	0-0	0-2	10	8	
05 Earnest Shelton	5-11	2-7	1-2	5	13
22 Ronald Steele	5-7	4-5	2-2	3	16
21 Evan Brock	0-1	0-0	0-0	1	0
23 Jean Felix	2-6	2-6	0-0	2	6
44 Justin Jonus	0-0	0-0	0-0	0	0
Totals	26-50	9-23	12-16	34	73

UW-MILWAUKEE	FG-FGA	3FG-FGA	FT-FTA	REB	PT
13 Joah Tucker	6-12	1-3	8-14	4	21
44 Adrian Tigert	4-4	2-2	0-0	7	10
02 Chris Hill	3-7	3-4	0-1	0	9
22 Ed McCants	8-15	5-9	0-1	1	21
24 Boo Davis	2-5	1-3	5-6	1	10
04 Mark Pancratz	0-0	0-0	0-0	0	0
12 Allan Hanson	0-0	0-0	0-0	0	0
21 Jason McCoy	1-4	0-0	4-4	5	6
23 James Wright	0-1	0-0	2-2	3	2
50 Derrick Ford	2-2	0-0	0-0	0	4
Totals	26-50	12-21	19-28	22	83

**Halftime:** UA 32, UWM 45 **FG%:** UA .520, UWM .520 **3FG%:** UA .391, UWM .571; **FT%:** UA .750, UWM .679; **Fouls:** UA 20 (Winston fouled out), UWM 18; **Assists:** UA 17 (Steele 8), UWM 20 (Hill, Tigert 4); **Turnovers:** UA 19, UWM 7; **Blocks:** UA 3 (Davis 2), UWM 1 (McCoy); **Steals:** UA 3 (Davidson, Shelton, Jean Felix 1), UWM 6 (McCants 2); **Attendance:** 13,100; **Officials:** Mike Sanzere, Mike Thibodeaux, Robert Staffen