

2022-23 SCHEDULE / RESULTS

| ARK BANK APPROACH | DATE | DAY | OPPONENT | TV | TIME (CT) / RESULT |
|--|-------|------------|------------------------------|------------|--------------------|
| | 10/10 | 11/07 Mon | NORTH DAKOTA STATE | SEC+ | W 76 58 |
| Fayetteville, Ark. Bud Walton Arena - Nolan Richardson Court | | | | | |
| | 10/10 | 11/11 Fri | FORDHAM | SEC+ | W 74 48 |
| Fayetteville, Ark. Bud Walton Arena - Nolan Richardson Court | | | | | |
| | 9/10 | 11/16 Wed | SOUTH DAKOTA STATE | SEC+ | W 71 56 |
| Fayetteville, Ark. Bud Walton Arena - Nolan Richardson Court | | | | | |
| MAUI JIM MAUI INVITATIONAL Lahaina, Hawaii Lahaina Civic Center | | | | | |
| | 9/9 | 11/21 Mon | vs Louisville | ESPN2 | W 80 54 |
| | 9/9 | 11/22 Tues | 10/8 vs Creighton | ESPN | L 87 90 |
| | 9/9 | 11/23 Wed | 17/19 vs San Diego State | ESPN2 (OT) | W 78 74 |
| | 11/11 | 11/28 Mon | TROY | SEC | W 74 61 |
| Fayetteville, Ark. Bud Walton Arena - Nolan Richardson Court | | | | | |
| | 11/11 | 12/03 Sat | SAN JOSE STATE | SEC | W 99 58 |
| Fayetteville, Ark. Bud Walton Arena - Nolan Richardson Court | | | | | |
| | 9/8 | 12/06 Tues | UNC GREENSBORO | SEC | W 65 58 |
| Fayetteville, Ark. Bud Walton Arena - Nolan Richardson Court | | | | | |
| CRIMSON & CARDINAL CLASSIC | | | | | |
| | 9/8 | 12/10 Sat | 1/10 vs Oklahoma | ESPN2 | W 88 78 |
| Tulsa, Okla. BOK Center | | | | | |
| | 10/10 | 12/17 Sat | vs Bradley | -- | W 76 57 |
| North Little Rock, Ark. Simmons Bank Arena | | | | | |
| | 10/8 | 12/21 Wed | UNC ASHEVILLE | SEC | W 85 51 |
| Fayetteville, Ark. Bud Walton Arena - Nolan Richardson Court | | | | | |
| | 9/7 | 12/28 Wed | at LSU* | ESPN2 | L 57 60 |
| Baton Rouge, La. Pete Maravich Assembly Center - Dale Brown Court | | | | | |
| | 13/13 | 01/04 Wed | 20/21 MISSOURI* | SEC | W 74 68 |
| Fayetteville, Ark. Bud Walton Arena - Nolan Richardson Court | | | | | |
| | 13/13 | 01/07 Sat | 22/20 at Auburn* | SEC | L 59 72 |
| Auburn, Ala. Neville Arena | | | | | |
| | 15/16 | 01/11 Wed | 4/4 ALABAMA* | ESPN2 | L 69 84 |
| Fayetteville, Ark. Bud Walton Arena - Nolan Richardson Court | | | | | |
| | 15/16 | 01/14 Sat | at Vanderbilt* | ESPNU | L 84 97 |
| Nashville, Tenn. Memorial Gymnasium - Ingram Court | | | | | |
| | 25/25 | 01/18 Wed | RV/RV at Missouri* | SEC | L 76 79 |
| Columbia, Mo. Mizzou Arena - Norm Stewart Court | | | | | |
| | 25/25 | 01/21 Sat | OLE MISS* | ESPN2 | W 67 57 |
| Fayetteville, Ark. Bud Walton Arena - Nolan Richardson Court | | | | | |
| | RV/-- | 01/24 Tues | LSU* | ESPN2 | W 60 40 |
| Fayetteville, Ark. Bud Walton Arena - Nolan Richardson Court | | | | | |
| SEC BIG 12 CHALLENGE | | | | | |
| | RV/-- | 01/28 Sat | 17/17 at Baylor | ESPN | L 64 67 |
| Waco, Texas. Ferrell Center | | | | | |
| | RV/-- | 01/31 Tues | RV/RV TEXAS A&M* | ESPN2 | W 81 70 |
| Fayetteville, Ark. Bud Walton Arena - Nolan Richardson Court | | | | | |
| | RV/-- | 02/04 Sat | at South Carolina* | SEC | W 65 63 |
| Columbia, S.C. Colonial Life Arena | | | | | |
| | RV/-- | 02/07 Tues | RV/RV at Kentucky* | ESPN | W 88 73 |
| Lexington, Ky. Rupp Arena at Central Bank Center - Cawood's Court | | | | | |
| | RV/-- | 02/11 Sat | MISSISSIPPI STATE* | ESPNU | L 64 70 |
| Fayetteville, Ark. Bud Walton Arena - Nolan Richardson Court | | | | | |
| | RV/-- | 02/15 Wed | RV/25 at Texas A&M* | ESPN2 | L 56 62 |
| Bryan-College Station, Texas Reed Arena | | | | | |
| | RV/-- | 02/18 Sat | FLORIDA* | ESPN2 | W 84 65 |
| Fayetteville, Ark. Bud Walton Arena - Nolan Richardson Court | | | | | |
| | RV/-- | 02/21 Tues | GEORGIA* | SEC | W 97 65 |
| Fayetteville, Ark. Bud Walton Arena - Nolan Richardson Court | | | | | |
| | RV/-- | 02/25 Sat | 2/2 at Alabama* | ESPN2 | L 83 86 |
| Tuscaloosa, Ala. Coleman Coliseum | | | | | |
| | RV/-- | 02/28 Tues | 12/14 at Tennessee* | ESPN2 | L 57 75 |
| Knoxville, Tenn. Thompson-Boling Arena - The Summit | | | | | |
| | RV/-- | 03/04 Sat | 23/RV KENTUCKY* | CBS | L 79 88 |
| Fayetteville, Ark. Bud Walton Arena - Nolan Richardson Court | | | | | |
| SEC TOURNAMENT Nashville, Tenn. Bridgestone Arena | | | | | |
| | RV/-- | 03/09 Thur | VS #7 SEED AUBURN | SEC | W 76 73 |
| | RV/-- | 03/10 Fri | 18/18 VS #2 SEED TEXAS A&M | SEC | L 61 67 |
| NCAA WEST REGIONAL 1st & 2nd RDS Des Moines, Iowa Wells Fargo Arena | | | | | |
| | --/-- | 03/16 Thur | VS #9 SEED ILLINOIS | TBS | W 73 63 |
| | --/-- | 03/18 Sat | 4/5 VS #1 SEED KANSAS | CBS | W 72 71 |
| NCAA WEST REGIONAL Las Vegas, Nev. T-Mobile Arena | | | | | |
| | --/-- | 03/23 Thur | 10/12 VS #4 SEED CONNECTICUT | CBS | L 65 88 |

HOGS TO PLAY IN 2023

BAD BOY MOWERS BATTLE 4 ATLANTIS

- Nov. 22-24
- Atlantis Paradise Island (Imperial Arena), The Bahamas
- ESPN

ARKANSAS RAZORBACKS

2022-23 YEAR IN REVIEW

RAZORBACKS ARE 1 OF 4 TEAMS TO REACH THE NCAA SWEET 16 IN 2022, '22 AND '23

TWITTER @RazorbackMBB INSTAGRAM @RazorbackMBB FACEBOOK @EricMusselman @ericmusselman

www.ArkansasRazorbacks.com

100 SEASONS

RAZORBACKS

Eric Musselman (San Diego '87)
at UA: 95-41 (4th yr)

Collegiate: 205-75 (8th yr)

WEST REGION #8 SEED

2022-23 Highlights

- Was 24-14 overall
- Won at least 20 games for 36th time in this the program's 100th season.
- Won at least 20 games for fourth straight year (all under Eric Musselman). It is the first time since 1994-95 the program had at least 20 wins for four-straight seasons. NOTE: Arkansas had 9-straight, 20-win seasons from 1976-77 to 1984-85 (years 2-10 of Eddie Sutton era) and had 9-straight, 20-win seasons from 1987-88 to 1995-96 (years 2-10 of the Nolan Richardson era).
- Arkansas' 95 wins over the last four seasons is most by any SEC program and 11th-most by any NCAA program over the span. The 75 wins over the last three years are the most since the Razorbacks won 83 from the 1993-94 season to the 1995-96 season.
- 95 wins in the four-year Eric Musselman era is the best start to a Razorback coaching tenure. (Eddie Sutton won 94 games in his first four seasons.)
- Reached the Sweet 16 for the third straight year
- Arkansas, Houston, Gonzaga and UCLA are the only four schools to reach the Sweet 16 in each of the last three years.
- It was the Hogs 14th Sweet 16.
- It was the first time Arkansas has made three straight Sweet 16 appearances since earning three straight in 1994 (national champion), 1995 (national runner-up) and 1996 (Sweet 16).
- Arkansas' eight wins in the NCAA Tournament over the past three seasons were more NCAA wins than the program had experienced in the previous 25 seasons (7 dating back to 1996).
- Ranked 21st in the final coaches poll
- It marked the third straight year the Razorbacks finished the year ranked among the coaches top 25. (NOTE: Arkansas was not in the final AP poll. The AP final poll occurs prior to the NCAA Tournament and the Coaches final poll occurs after the NCAA Tournament.)
- LAST THREE YEARS IN FINAL COACHES POLL: 6th ('21) • 8th ('22) • 21st ('23)
- The last time Arkansas finished in the coaches final top 25 was poll was 1994 (#1), 1995 (#2) and 1996 (18th).

At the NCAA Tournament; Beaten by Champion

- Arkansas earned its 36th NCAA bid and 3rd straight ... making its third straight Sweet 16. (full NCAA Tournament history on p.11)
- It is the first time since 2006, '07, and '08 the Hogs have played in three consecutive NCAA Tournaments.
- This is just the second time Arkansas has reached the NCAA Sweet 16 in at least three straight seasons. The other time was a four-year stretch in 1996 (Sweet 16), '95 (National Runner-up), '94 (National Champion) and '93 (Sweet 16).
- The Razorbacks own a 50-34 all-time record in NCAA action.
- In two of the last three years, Arkansas season came to close by losing to the eventual NCAA Champion. In 2021, Arkansas fell to Baylor in the Elite 8 and in 2023, Arkansas lost to UConn in the Sweet 16.

3rd Straight Year Versus #1

- For the third straight year, Arkansas faced a #1 seed in the NCAA Tourney.
- 2021: Arkansas lost to #1 seed (#3 ranked) Baylor in the Elite 8.
- 2022: Arkansas defeated #1 overall seed Gonzaga in the Sweet 16.
- 2023: Arkansas defeated #1 seed (#4 ranked) Kansas in the 2nd round.
- The last program to beat #1 seeds in back to back years was Butler in 2010 and '11. Ironically, Butler, like Arkansas in 2023, was a #8 seed in 2011.
- Arkansas is the fourth team EVER to defeat the #1 seed in their region in back-to-back NCAA Tournaments (CBSsportsCBB), joining Duke (1988-90); UCLA (2006-07) and Butler (2010-11).

QUICK HITS:

- Arkansas reached the NCAA Sweet 16 for the third straight year. The Hogs are 1 of 4 teams to reach the NCAA Sweet 16 in each of the last three years.
- For the second straight season, Arkansas defeated a #1 seed in the NCAA Tournament. The Razorbacks upset West Regional #1 seed Kansas to advance to the Sweet 16. Last year, Arkansas upset #1 overall seed Gonzaga in the Sweet 16.
- Ricky Council (consensus 2nd team) and Anthony Black (2nd coaches) were named All-SEC. Council was also named USBWA All-District and Black added SEC All-Freshman team and 2nd team NABC All-District honors. Davonte Davis earned SEC All-Defensive team honors.
- In the NCAA, Arkansas ranked 14th in blocked shots (5.1); 17th in FTA (22.5) and 28th in steals (8.4).
- In the SEC, Arkansas ranked 2nd in FG% (.466) and 3rd in FTA (22.5), steals (8.4), turnovers forced (14.4).
- For the 2nd straight year, Arkansas sold out season tickets prior to the first game. Arkansas ranked 3rd the NCAA in total attendance (307,200) and average attendance (19,200). It was 1 of 9 schools to be at 100% capacity for the season.
- In the record book:
 - **Ricky Council IV**
173 FT Made 8th
87 FT Made in SEC Gms 5th
115 FT Attempts in SEC Gms 5th
 - **Anthony Black**
74 steals is ARK Frosh record
1,253 minutes is ARK Frosh record
82 Assists in SEC Gms 9th
38 Steals in SEC Gms T-3rd
 - **Makhi Mitchell**
.662 FG% (104-157) 4th
 - **Jalen Graham**
.655 FG% (74-113) 7th
 - **TEAM**
182 Blocks T-5th
270 FG Made in SEC Gms 9th
.459 FG% in SEC Gms 7th
265 FT Made in SEC Gms 10th

Much To Early Preseason Poll

- Moments after the 2022-23 season was completed, the national publications picked Arkansas among their favorites for the 2023-24 season.
- #7 The Sporting News (Mike DeCourcy)
- #9 Fox Sports (John Fanta)
- #9 247Sports (Kevin Flaherty)
- #9 Busting Brackets (Tristan Freeman)
- #12 ESPN (Jeff Borzello)
- #12 CBS Sports (Gary Parrish)
- #17 The Athletic (Seth Davis)
- #18 College Hoops Today (John Rothstein)
- #18 USA Today
- #18 Stadium.com (Jeff Goodman)
- #19 Sports Illustrated (Kevin Sweeney)
- #21 NCAA.com (Andy Katz)

- All-SEC (2nd Tm coaches); SEC All-Freshman Team
- NABC All-District (2nd Tm)
- Only Player in SEC Top 25 for PTS, REBS, ASTS, STLs & BLKS
- Led SEC Mins (34:41)
- SEC All-Defensive Team
- 6th in the SEC in Minutes (33:07)
- Over his final 24 games: 12.5 ppg, 4.8 rpg, 38.5 3PT%
- All-SEC (2nd Tm Coaches & AP)
- USBWA All-District
- Led SEC (11th NCAA) in FTM (173)
- 5th in the SEC in Scoring (16.1); 3rd in Minutes (34:08)

1994 NCAA CHAMPION 3 NAISMITH HALL OF FAMERS 6 FINAL FOURS 11 ELITE EIGHTS 14 SWEET SIXTEENS 33 ALL AMERICANS 36 NCAA BERTHS 41 NBA DRAFT PICKS 1995 NCAA RUNNER-UP

MBB SID: Mike Cawood • EMAIL: tmcawood@uark.edu • CELL: 479-236-2090 • OVERNIGHT: 350 North Razorback Road | Fayetteville, AR 72701 • [Arkansas Media Guide](#)

THE RAZORBACKS

| No. | Name | Pos. | Yr. | Ht. | Wt. | Hometown | High School / Previous School | Wing Span | Standing Reach | MAX Vertical |
|-----|--|------|---------|------|-----|--------------------|---|-----------|----------------|--------------|
| 0 | Anthony Black | G | Fr. (4) | 6-7 | 198 | Duncanville, Texas | Duncanville HS | 6' 8" | 8' 6" | 42.5" |
| 1 | Ricky Council IV | G | Jr. (3) | 6-6 | 205 | Durham, N.C. | Southern Durham HS / Wichita State | 6' 9" | 8' 6" | 46" |
| 2 | Trevon Brazile <i>Trev-In "Brazil"</i> | F | So. (3) | 6-10 | 212 | Springfield, Mo. | Kickapoo HS / Missouri | 7' 2.5" | 9' 0" | 42.5" |
| 3 | Nick Smith Jr. | G | Fr. (4) | 6-5 | 185 | Jacksonville, Ark. | North Little Rock HS | 6' 9" | 8' 3" | 40.5" |
| 4 | Davonte "Devo" Davis | G | Jr. (3) | 6-4 | 185 | Jacksonville, Ark. | Jacksonville HS | 6' 7" | 8' 2" | 36" |
| 5 | Joseph Pinion | F | Fr. (4) | 6-5 | 190 | Morrilton, Ark. | Morrilton HS | 6' 6.5" | 8' 2.5" | 40.5" |
| 11 | Jalen Graham | F | Sr. (2) | 6-9 | 225 | Phoenix, Ariz. | Mountain Pointe HS / Arizona State | 7' 2.5" | 8' 11" | 36" |
| 12 | Barry Dunning Jr. | G | Fr. (4) | 6-6 | 195 | Mobile, Ala. | McGill-Toolen Catholic HS | 7' 0" | 8' 4.5" | 47" |
| 13 | Jordan Walsh | G/F | Fr. (4) | 6-7 | 205 | Desoto, Texas | Link (Mo.) Academy | 7' 2" | 8' 7.5" | 46" |
| 15 | Makhi Mitchell <i>Ma-ki</i> | F/C | Sr. (2) | 6-9 | 230 | Washington, D.C. | Woodrow Wilson HS / Rhode Island | 7' 4" | 9' 0" | 38.5" |
| 20 | Kamani Johnson | F | Sr. (1) | 6-7 | 230 | Brooklyn, N.Y. | Holy Spirit (Ga.) Prep School / Little Rock | 6' 9.5" | 8' 10" | 35" |
| 21 | Cade Arbogast | G | Jr. (3) | 6-3 | 180 | Concord, Calif. | De La Salle HS / Lane (Ore.) CC | 6' 2.5" | 7' 11" | 31" |
| 22 | Makhel Mitchell <i>Ma-kelle</i> | F/C | Sr. (2) | 6-10 | 240 | Washington, D.C. | Woodrow Wilson HS / Rhode Island | 7' 4.5" | 9' 1" | 34" |
| 23 | Derrian Ford | G | Fr. (4) | 6-3 | 205 | Magnolia, Ark. | Magnolia HS | 6' 3.5" | 8' 1.5" | 40.5" |
| 45 | Lawson Blake | F | So. (3) | 6-10 | 235 | Fayetteville, Ark. | Fayetteville HS / Link Year (Mo.) Prep | 6' 6.5" | 8' 7" | 32" |

() - Number in parenthesis indicates total years of eligibility remaining including this season

Head Coach: Eric Musselman (San Diego, 1987)

Assistant Coach: Anthony Ruta (Arizona State, 2012) • *pronounced R00-tah*

Assistant Coach: Gus Argenal (UC Davis, 2004) • *pronounced Are-GIN-nal*

Assistant Coach: Keith Smart (Indiana, 1995)

Director of Operations: Michael Musselman (San Diego, 2018)

Director of Internal Operations: Riley Hall (Arkansas, 2016)

Head Athletic Trainer: Matt Townsend (Idaho, 2017)

GAs: Jake Alburtus • Markus Black • Ty McHone • Dominic Samangy • Trey Smith • Camden Taylor • Reuben Williams

Dir. of Scouting/Assistant to Head Coach: Todd Lee (South Dakota, 1986)

Special Assistant to the Head Coach: Matt Lopez (Grand Canyon, 2018)

Recruiting Coordinator: Ronnie Brewer Jr. (Arkansas, 2015)

Asst. Dir. of Recruiting & Scouting: Blake Wetherington (Murray State, 2017)

Asst. Director for Basketball Operations: Caleb Cline (South Dakota, 2020)

Head Strength Coach: Dave Richardson (Louisiana-Monroe, 1989)



0 • Anthony BLACK
TBA (Arts & Sciences)



1 • Ricky COUNCIL IV
Recreation & Sport Mgmt



2 • Trevon BRAZILE
Communications



3 • Nick SMITH Jr.
Recreation & Sport Mgmt



4 • Davonte "Devo" DAVIS
Recreation & Sport Mgmt



5 • Joseph PINION
TBA (Arts & Sciences)



11 • Jalen GRAHAM
Sociology



12 • Barry DUNNING Jr.
TBA (Education)



13 • Jordan WALSH
TBA (Arts & Sciences)



15 • Makhi MITCHELL
Food, Nutrition & Health



20 • Kamani JOHNSON
Communications



21 • Cade ARBAGAST
Communications



22 • Makhel MITCHELL
Food, Nutrition & Health



23 • Derrian FORD
TBA (Education)



45 • Lawson BLAKE
Exercise Science



Eric MUSSELMAN
Head Coach



Gus ARGENAL
Assistant Coach



Keith SMART
Assistant Coach



Anthony RUTA
Assistant Coach



Michael MUSSELMAN
Dir. of Operations



Riley HALL
Dir. of Internal Ops



Todd LEE
Dir. of Scouting/Asst to HC



Ronnie BREWER Jr.
Recruiting Coord.



Matt LOPEZ
Special Asst to HC



Blake WETHERINGTON
Asst Dir. Scouting/Recruiting



Caleb CLINE
Asst Dir. of Ops

ABOUT ARKANSAS

Location.....Fayetteville, Ark.
Enrollment.....30,936
Founded.....1871
Colors.....Cardinal (PMS 201) and White
Nickname.....Razorbacks
Conference.....Southeastern (SEC)
UA Chancellor.....Dr. Charles F. Robinson (Houston, 1987)
System President.....Dr. Donald R. Bobbitt (Arkansas, 1980)
Vice Chancellor / AD.....Hunter Yurachek (Guilford, 1990)
Faculty Representative.....Paul Adams (LSU, 1992)
Deputy AD/MBB Admin.....Clayton Hamilton (Arkansas, 1994)
Arena (Capacity).....Bud Walton Arena (19,200)

HISTORY

First Year of Basketball.....1923-24
Seasons.....100th
Head Coaches.....13
30-Win / 20-Win Seasons.....5 / 37
13-plus Conference-Win Seasons.....16
Overall Conference Championships.....24 (2 SEC, 22 SWC)
NCAA Tournament Record / App.....50-35 (.588) / 36
NIT Record / App.....6-5 / 4
SEC Tournament Record.....30-30

Most Wins Among SEC/NCAA Since Muss Arrival

• Since Eric Musselman's arrival, Arkansas leads the SEC in overall wins (95), overall home wins (60) and third SEC home wins (27) while ranking 11th in the NCAA in overall wins (95).

| OVERALL WINS | SEC ONLY WINS | OVERALL HOME WINS | SEC HOME WINS | MOST WINS NCAA SINCE MUSS @ ARK |
|---------------|---------------|-------------------|---------------|---------------------------------|
| ARK 95 | BAMA 49 | ARK 60 | BAMA 29 | Gonzaga 121 |
| BAMA 92 | UK 49 | TENN 54 | AUB 28 | Houston 116 |
| AUB 87 | AUB 44 | AUB 54 | ARK 27 | Kansas 111 |
| TENN 87 | TENN 44 | UK 53 | UK 27 | San Diego State 108 |
| UK 81 | ARK 41 | LSU 51 | TENN 27 | Baylor 104 |
| MS ST 77 | FLA 38 | BAMA 50 | LSU 24 | Liberty 102 |
| LSU 76 | A&M 36 | MS ST 49 | MS ST 23 | Arizona 99 |
| A&M 76 | MS ST 35 | A&M 48 | FLA 23 | UCLA 99 |
| FLA 70 | LSU 34 | MIZ 44 | A&M 20 | Belmont 98 |
| | | | | Duke 97 |
| | | | | ARKANSAS 95 |
| | | | | Southern Cal 95 |

Arkansas and Houston are the only two teams to reach the NCAA Elite 8 in each of the last two seasons

Black, Council, Davis Earn SEC Honors

- Three Razorbacks were honored by the conference coaches as Anthony Black was voted second team All-SEC and to the SEC All-Freshman team; Ricky Council IV was tabbed second team All-SEC; and Davonte Davis was named to the SEC All-Defensive team.
- **Council was also named second team All-SEC by the Associated Press.**
- This is the second straight year two Razorbacks were named to the coaches all-conference team and the 12th time multiple Razorbacks were honored in the same season. Davis gives Arkansas a member of the SEC All-Defensive team for the second-straight year and the seventh time since 2008.

Black, Council Add All-District Honors

- Anthony Black was voted NABC All-District 20 second team. The NABC All-District team has been around since 2004 and at least one Razorback has been represented in each of the 20 seasons.
- Ricky Council IV earned USBWA All-District VII. A Razorback has been named the USBWA All-District team 55 times since 1960.

Black Named a Kyle Macy National Freshman of the Year Finalist; All-American

- Anthony Black was named 1 of 25 finalists for the 2023 Kyle Macy National Freshman of the Year, presented by CollegeInsider.com. By virtue, he was named to the Kyle Macy Freshman All-America team.

Hogs Experienced Sweet 16 Competition; Maui was Mini NCAA

- Arkansas had one of the toughest schedules in the country, one that included playing four teams – Alabama twice, San Diego State and Creighton in Maui and at Tennessee – that reached the Sweet 16.
- Overall, Arkansas played 17 games against 11 NCAA teams in the regular season and SEC Tournament. In fact, each of the Razorbacks final eight games were versus NCAA teams (at Alabama, at Tennessee and vs Kentucky to close the regular season, then versus Auburn and Texas A&M in the SEC tournament, then the Razorbacks' three games in the NCAA Tournament vs Illinois, Kansas and UConn).
- Oh, and for good measure, Arkansas played Texas in an exhibition game to officially open the Longhorns' new Moody Center.
- Overall, of the six teams that played in the 2022 Maui Invitational, four made the NCAA Tournament, including national runner-up San Diego State, Elite 8 team Creighton, Sweet 16 team Arkansas and #2 seed Arizona.

NET Gains

- In the nine games leading into the NCAA, Arkansas went 3-6 (with four losses by six points or less and five of the nine being on the road) but stayed inside the NCAA NET top 25.
- Arkansas finished #20 in the NCAA, which was one spot higher than it was last season when Arkansas was a #4 seed in the NCAA Tournament and reached the Elite 8.
- Arkansas was #28 in the NET prior to winning at Kentucky on Feb. 7. After the UK win, Arkansas climbed to #23 and stayed in the top 25 the rest of the season, getting to as high as #14 after an 86-83 loss at Alabama (Feb. 25).

WHY WAS ARKANSAS' NCAA NET SO GOOD?

- Arkansas faced nine teams in final AP and Coaches top 30 with wins over five (Texas A&M, Missouri, vs San Diego State, at Kentucky and vs Kansas).
- Arkansas had the **#2 STRENGTH OF SCHEDULE** in the nation (WarrenNolan.com) behind Alabama.
- Arkansas was 11-2 in regular-season, non-conference games and those 13 teams Arkansas faced had good seasons. In fact:
 - Arkansas' **NON-CONFERENCE RPI WAS #3 AND NON-CONFERENCE STRENGTH OF SCHEDULE WAS #4** (WarrenNolan.com)
 - 10 of the 13 non-conference, regular-season teams finished inside the NCAA NET 150
 - 11 of the 13 were among their league's top 5 including
 - ^ 3 regular-season champions (UNC Asheville, Bradley and San Diego State)
 - ^ 2 that were runners-up (Fordham and South Dakota State)
 - ^ 4 that finished 3rd (North Dakota St., Creighton, Baylor & UNC Greensboro) ... UNC was just 1 game out of 1st behind co-champs
 - 9 of the 13 had at least 18 wins ... including **SIX 20-game winners** and **TWO 19-game winners**
- **OF THE 26 TEAMS ARKANSAS PLAYED** (non-conference and conference), **11 MADE IN THE NCAA TOURNAMENT** and Arkansas had at least one win over 6 of those 11.
- Arkansas played perhaps the toughest SEC schedule as well
 - Of the five teams it played twice, 4 were the top 4 seeds at the SEC Tourney (#1 Bama, #2 TX A&M, #3 UK and #4 Mizzou)
 - Arkansas was the only SEC team to play four of its first six SEC games on the road.
 - Arkansas' last three road games were at #17 Texas A&M, at #1 Alabama and at #20 Tennessee.
 - 4 of Arkansas' last 6 regular-season were versus teams in the SEC top four (at TX A&M, at Bama, at UT and vs UK).

Musselman Gets Win #20 and #200; Muss in the NCAA Tourney/Postseason

- With the win over Auburn to open the SEC Tournament, Eric Musselman and the Razorbacks picked up win #20 this season.
 - **Musselman has won at least 20 games in each of his eight seasons as a collegiate head coach.**
- On Feb. 7, 2023, at Kentucky, Eric Musselman picked up his 200th win as a collegiate head coach.
 - **MUSSELMAN IS 8-3 AS ARKANSAS HEAD COACH IN THE NCAA TOURNAMENT.**
 - **OVERALL, MUSSELMAN IS 10-6 IN THE NCAA TOURNAMENT & 25-13 IN THE POSTSEASON** (conference, CBI and NCAA).
 - **Musselman has led his teams to each of the last six NCAA Tournaments held** (three at Nevada and three at Arkansas).
 - **In the last five NCAA Tournaments held, Musselman's teams have now reached four Sweet 16's including two Elite 8's.**

2023 NBA MOCK DRAFT BOARDS as of April 1, 2023

Nick Smith Jr.

| | |
|----------------------------------|--------------------|
| #7 overall • #3 college player | ESPN.com (3/9) |
| #9 overall • #5 college player | NBCsports.com |
| #10 overall • #6 college player | Yahoo.com |
| #12 overall • #7 college player | NBADraft.net |
| #13 overall • #9 college player | TankAthon.com |
| #13 overall • #9 college player | BleacherReport.com |
| #16 overall • #12 college player | SBNation.com |
| #16 overall • #12 college player | TheAthletic.com |
| #19 overall • #11 college player | NBADraftRoom.com |

Anthony Black

| | |
|---------------------------------|--------------------|
| #7 overall • #3 college player | NBCsports.com |
| #7 overall • #3 college player | NBADraft.net |
| #7 overall • #3 college player | TheAthletic.com |
| #7 overall • #4 college player | BleacherReport.com |
| #8 overall • #4 college player | Yahoo.com |
| #8 overall • #4 college player | TankAthon.com |
| #9 overall • #4 college player | NBADraftRoom.com |
| #10 overall • #6 college player | ESPN.com |
| #11 overall • #7 college player | SBNation.com |

Ricky Council IV

| | |
|----------------------------------|--------------------|
| #30 overall • #24 college player | NBCsports.com |
| #34 overall • #27 college player | BleacherReport.com |
| #37 overall • #30 college player | Yahoo.com |
| #39 overall • #28 college player | NBADraftRoom.com |
| #41 overall • #32 college player | ESPN.com |
| #43 overall • #34 college player | TheAthletic.com |
| #44 overall • #34 college player | NBADraft.net |
| #48 overall • #38 college player | TankAthon.com |

Jordan Walsh

| | |
|----------------------------------|------------------|
| #29 overall • #23 college player | SBNation.com |
| #37 overall • #26 college player | NBADraftRoom.com |

Trevon Brazille (PROIR TO INJURY)

| | |
|----------------------------------|--------------------|
| #24 overall • #18 college player | NBADraft.net |
| #28 overall • #21 college player | NBCsports.com |
| #31 overall • #26 college player | BleacherReport.com |
| #50 overall • #40 college player | ESPN.com |



- Arkansas played its **100TH SEASON OF BASKETBALL IN 2022-23** and the fourth under head coach Eric Musselman.

- **ARKANSAS' OVERALL RECORD 1,783-997 (.641)**

- Arkansas played its **30TH SEASON OF BASKETBALL IN BUD WALTON ARENA.**

- **ARKANSAS' RECORD IN BUD WALTON 419-94 (.817)**

^ Is 180-71 (.717) vs SEC opponents in BWA.

^ Has won 35 straight non-conference game in BWA

^ Is 239-23 (.912) vs non-conference opponents in BWA.



2022-23 MISCELLANEOUS STATS

DOUBLE-FIGURE SCORING GAMES

| Player | 18-19 | 19-20 | 20-21 | 21-22 | 22-23 | Career |
|---------------|-------|-------|-------|-------|-------|--------|
| Black | | | | | 23 | 23 |
| Brazile | | | | 4 | 6 | 10 |
| Council IV | | | 5 | 17 | 31 | 53 |
| Davis | | | 14 | 14 | 20 | 47 |
| Dunning Jr. | | | | | 0 | 0 |
| Graham | | 1 | 9 | 15 | 5 | 30 |
| Johnson | 5 | 15 | RS | 1 | 0 | 21 |
| Khel Mitchell | | 0 | 13 | 18 | 2 | 23 |
| Khi Mitchell | | 1 | 1 | 19 | 10 | 32 |
| Pinion | | | | | 3 | 3 |
| Smith Jr. | | | | | 11 | 11 |
| Walsh | | | | | 11 | 11 |

20+ POINT SCORING GAMES

| Player | 18-19 | 19-20 | 20-21 | 21-22 | 22-23 | Career |
|---------------|-------|-------|-------|-------|-------|--------|
| Black | | | | | 5 | 5 |
| Brazile | | | | 0 | 3 | 3 |
| Council IV | | | 1 | 3 | 11 | 15 |
| Davis | | | | 1 | 3 | 4 |
| Graham | | 0 | 0 | 0 | 1 | 1 |
| Johnson | 0 | 3 | RS | 0 | 0 | 3 |
| Khel Mitchell | | 0 | 1 | 2 | 0 | 3 |
| Khi Mitchell | | 0 | 0 | 0 | 0 | 0 |
| Smith Jr. | | | | | 5 | 5 |
| Walsh | | | | | 0 | 0 |

30+/40+ POINT SCORING GAMES

| Player | 18-19 | 19-20 | 20-21 | 21-22 | 22-23 | Career |
|------------|-------|-------|-------|-------|-------|--------|
| Council IV | | | 0/0 | 1/0 | - | 1 / 0 |
| Johnson | 0/0 | 2/0 | RS | 0/0 | - | 2 / 0 |

3+ THREE-POINTERS IN A GAME

| Player | 18-19 | 19-20 | 20-21 | 21-22 | 22-23 | Career |
|------------|-------|-------|-------|-------|-------|--------|
| Black | | | | | 2 | 2 |
| Brazile | | | | 0 | 3 | 3 |
| Council IV | | | 0 | 3 | 3 | 6 |
| Davis | | 0 | 0 | 1 | 6 | 7 |
| Pinion | | | | | 2 | 2 |
| Smith Jr. | | | | | 3 | 3 |

DOUBLE FIGURE REBOUNDING GAMES

| Player | 18-19 | 19-20 | 20-21 | 21-22 | 22-23 | Career |
|---------------|-------|-------|-------|-------|-------|--------|
| Black | | | | | 0 | 0 |
| Brazile | | | | 1 | 2 | 3 |
| Council IV | | | 0 | 2 | 1 | 3 |
| Davis | | | 0 | 0 | 3 | 3 |
| Graham | | 0 | 3 | 1 | 0 | 4 |
| Johnson | 1 | 6 | RS | 0 | 1 | 8 |
| Khel Mitchell | | 0 | 3 | 1 | 1 | 5 |
| Khi Mitchell | | 0 | 1 | 10 | 3 | 14 |
| Walsh | | | | | 1 | 1 |

DOUBLE FIGURE ASSISTS GAMES

| Player | 18-19 | 19-20 | 20-21 | 21-22 | 22-23 | Career |
|--------|-------|-------|-------|-------|-------|--------|
| Black | | | | | 0 | 0 |
| Davis | | 0 | 0 | 0 | 0 | 0 |

DOUBLE-DOUBLES

| Player | 18-19 | 19-20 | 20-21 | 21-22 | 22-23 | Career |
|---------------|-------|-------|-------|-------|-------|--------|
| Black | | | | | 0 | 0 |
| Brazile | | | | | 2 | 2 |
| Council IV | | | 0 | 2 | 1 | 3 |
| Davis | | | 0 | 0 | 2 | 2 |
| Graham | | 0 | 3 | 1 | 0 | 4 |
| Johnson | 0 | 4 | RS | 0 | 0 | 4 |
| Kkel Mitchell | | 0 | 2 | 1 | 0 | 3 |
| Khi Mitchell | | 0 | 1 | 7 | 2 | 10 |

TRIPLE-DOUBLES

| Player | 18-19 | 19-20 | 20-21 | 21-22 | 22-23 | Career |
|--------|-------|-------|-------|-------|-------|--------|
| Black | | | | | 13 | 13 |

5+ ASSISTS IN A GAME

| Player | 18-19 | 19-20 | 20-21 | 21-22 | 22-23 | Career |
|---------------|-------|-------|-------|-------|-------|--------|
| Black | | | | | 13 | 13 |
| Council IV | | | 0 | 1 | 3 | 4 |
| Davis | | | 2 | 6 | 3 | 11 |
| Graham | | 0 | 0 | 2 | 0 | 2 |
| Johnson | 0 | 3 | RS | 0 | 0 | 3 |
| Kkel Mitchell | | 0 | 0 | 1 | 0 | 2 |
| Khi Mitchell | | 0 | 0 | 2 | 0 | 2 |
| Smith Jr. | | | | | 2 | 2 |
| Walsh | | | | | 0 | 0 |

3+ STEALS IN A GAME

| Player | 18-19 | 19-20 | 20-21 | 21-22 | 22-23 | Career |
|---------------|-------|-------|-------|-------|-------|--------|
| Black | | | | | 10 | 10 |
| Council IV | | | 0 | 5 | 3 | 8 |
| Davis | | | 2 | 3 | 4 | 9 |
| Graham | | 1 | 0 | 2 | 0 | 3 |
| Johnson | 1 | 0 | RS | 0 | 1 | 2 |
| Khel Mitchell | | 0 | 0 | 1 | 0 | 1 |
| Khi Mitchell | | 0 | 0 | 2 | 4 | 6 |
| Smith Jr. | | | | | - | - |
| Walsh | | | | | 3 | 3 |

3+ BLOCKS IN A GAME

| Player | 18-19 | 19-20 | 20-21 | 21-22 | 22-23 | Career |
|---------------|-------|-------|-------|-------|-------|--------|
| Black | | | | | 1 | 1 |
| Brazile | | | | 5 | 1 | 6 |
| Graham | | 2 | 4 | 2 | 1 | 9 |
| Johnson | 0 | 0 | RS | 1 | 0 | 1 |
| Khel Mitchell | | 1 | 6 | 11 | 6 | 24 |
| Khi Mitchell | | 0 | 0 | 6 | 6 | 12 |

Illinois and Kansas Wins Were Polar Opposites

• Versus Illinois, the Fighting Illini scored first but Arkansas answered with an 8-0 run and never surrendered the lead.

• **Arkansas led for 37:17, its most time lead in a non wire-to-wire victory.**

• Versus Kansas, Arkansas scored first but the Jayhawks responded with an 11-0 run and lead by as many as 12 with 15:07 left.

• Arkansas used an 11-0 run itself to lead 52-51 with 8:54 but Kansas immediately regained the advantage. Arkansas tied the game three times over the next seven minutes, took a brief lead with 47 seconds left and took the lead for good with 23 seconds left.

• **Arkansas only led for 1:43, its fewest time to lead in a win,** and Kansas led for 34:10, the most time led by an opponent in a Razorback win ... and fifth most by an opponent regardless of the outcome this season.

Notes From the Illinois Win

• Arkansas shot just 33.3% from the field in the second half, but was 15-of-17 at the line to seal the win.

• It was the first time Arkansas had ever beaten Illinois. The Illini won the previous five meetings (1949, 2001, 2002, 2003 and 2004).

• However, Arkansas improved 6-1 all-time versus current Big 10 teams in the NCAA Tournament.

• Ricky Council IV recorded his first double-double as a Razorback and third of his career getting 18 points and 10 rebounds.

• Jordan Walsh was an amazing +22 in the Illinois game.

Notes From the Kansas Win

• Devo Davis was spectacular in the second half and Ricky Council IV was clutch down the stretch. Davis poured in 25 points, including 21 in the second half, to help erase a 12-point deficit in the second half. While Davis fouled out late, Council sealed the victory by scoring 11 of the Hogs' final 15 points, including the final five from the line.

• Arkansas was down eight at halftime. Entering the game, the Kansas Jayhawks were 47-0 all time in the NCAA Tournament when leading by at least eight points at halftime. Kansas was also 26-0 this season when leading at the half.

• Despite all its success in the NCAA, Arkansas improved to just 12-10 in NCAA second round games and has won three straight.

• This year, Arkansas improved to 3-9 when trailing with 5:00 left and 2-11 when trailing with 2:00 left.

Most Fortuitous Missed Free Throw of the Year Came at Kansas

• Ricky Council IV was 10-of-11 at the line in the Kansas win and his one miss proved to be one of the most pivotal plays in the game.

• With the game tied at 67, Council was fouled with 23 seconds left. He made the first then missed the second.

• Jordan Walsh, on the advice from Kamani Johnson, spun and was able to tip the miss, which hit the bottom of the backboard and went back toward Council. Council grabbed the ball, attacked the basket again and was fouled again.

• Council then sank the two free throws to put the Hogs up three with 23 seconds left.

HONORABLE MENTION

• At Baylor, Arkansas was down three with two seconds left. Arkansas missed a free throw and executed a play it practiced many times, getting the rebound and throwing the ball to the corner to a last second 3-pointer. Arkansas missed that time, but the execution was flawless.

AB Had A+ Season

• Anthony Black had the best overall season by a Razorback freshman in program history.

• **HE WAS THE ONLY PLAYER IN THE SEC TOP 25 IN Scoring • Rebounding • Assists • Steals • Blocked Shots**
3rd in steals (2.06) • 5th in assists (3.92) • 18th in scoring (12.78) • 23rd in blks (0.61) • 24th in rebs (5.06)

• LED THE SEC IN MINUTES: (34:51) ... 4th-most total minutes (1,253) by a Hog in a season ... Played all 40 minutes in regulation 3x & all 20 minutes of a half 19x.

• **Set Arkansas freshman season records in steals (74) • steals/gm (2.06) • Minutes (1,253) • Min/gm (34:51) • FT Att (190) • Games (36) • Starts (36)**

• Was the only Razorback to start all 36 games

• **Is THE ONLY player in Razorback history to reach 450+ points, 180+ rebounds and 140+ assists in a season (460-182-141)**

• IN THE UA SEASON RECORD BOOK: 38 SEC Assists (T-3rd); 82 SEC Assists (9th)

Mr. March (FULL STATS IN NCAA GAMES on PAGE 10)

• Davonte Davis is better known as Devo. After the Kansas game, he may have cemented the name Mr. March in Arkansas lore.

• As a freshman, Davis played sporadically during the regular season, but saw his time increase as the postseason approached, namely for his incredible defense. He then started all four games in the Razorbacks' Elite 8 run, scoring double figures in all four games.

• Vs Texas Tech, Coach Musselman said Davis had one of the best defensive games he had ever seen when he shut down sharp shooter Mac McClung to just 2-of-6 FG (1-2 3PT) in 35:03 played, including 0-of-2 in the second half.

• Vs Oral Roberts, Davis drained a jumper with three seconds left to give Arkansas the 72-70 win in the Sweet 16.

• This year, Davis was been spectacular in the two postseason wins.

• He had 16 points, six rebounds and four steals in the Illinois game.

• He had 25 points and eight rebounds in the Kansas win. **MORE SPECIFICALLY, he scored 21 in the second half.**

• **EVEN MORE SPECIFICALLY,** with Arkansas down 11, Davis scored 14 of Arkansas' 18 points (including 10 straight) to get to within two (prior to Jordan Walsh's 3-pointer to a 52-51 lead).

IN THE 2023 NCAA TOURNEY: **14.7 ppg • 6.0 rpg • 36.4 3PT% • 85.7 FT%**

High Council

• Ricky Council IV struggled in the SEC Tournament, scoring a combined 12 points on 3-of-14 shooting from the field and just 6-of-9 from the foul line.

• In the two NCAA wins, Council returned to his attacking ways, scoring 18 points versus Illinois (11-of-12 FT) and 21 versus Kansas (10-of-11 FT).

• Recorded a double-double versus Illinois grabbing 10 rebounds.

• Added six rebounds and four assists in the Kansas win.

IN THE 2023 NCAA TOURNEY: **18.7 ppg • 6.3 rpg • 90.6 FT% (29-of-32) • 3 BLKS**

One Glorious Game

• **Arkansas played exactly one game this year with all 15 players available for the whole game.** It was Game 8 on Dec. 3 versus San Jose State. Ironically, all 15 Razorbacks played and, by no coincidence, it was Arkansas' best game of the season.

• Nick Smith missed the first 6 games and played just 6 minutes in game seven versus Troy.

MOST CAREER POINTS BY RAZORBACKS IN NCAA GAMES

| | |
|-------------------------|------------|
| 1. Corliss Williamson | 303 |
| 2. Todd Day | 240 |
| 3. Scotty Thurman | 224 |
| 4. Lee Mayberry | 184 |
| 5. Oliver Miller | 159 |
| 6. Sidney Moncrief | 153 |
| 7. Clint McDaniel | 151 |
| 8. Lenzie Howell | 142 |
| 9. Davonte Davis | 132 |
| 10. Dwight Stewart | 126 |

- ^ Davonte Davis missed game seven versus Troy.
- ^ Trevon Brazile suffered a season-ending injury in the first half of game 9 versus UNCG.
- Versus San Jose State, Arkansas won 99-58 ... its largest margin of victory this season. Also:
 - ^ Arkansas shot 62.7% (37-of-59) from the field and 61.5% (8-of-13) from 3-point range.

- **It was the best overall FG% shooting night by an Eric Musselman collegiate team.**
- **It was the best 3-point shooting percentage night by a Eric Musselman collegiate team (with at least 10 attempts).**

For Starters ... Take 10 and 11

- In the SEC opening round win versus Auburn, Arkansas started Anthony Black, Nick Smith Jr., Davonte Davis, Ricky Council IV and Kamani Johnson for the first time this year, Then, versus Texas A&M in the SEC quarterfinals, Arkansas started Black, Smith, Davis and the Mitchell twins for the first time.
- Like the win over Auburn in the SEC Tourney, Arkansas started Anthony Black, Nick Smith Jr., Davonte Davis, Ricky Council IV and Kamani Johnson in three NCAA Tournament games, going 2-1.
 - Those were the 10th and 11th different starting lineup Arkansas has used this year.
 - ^ Arkansas was one of 21 teams in the NCAA to have at least 11 different starting lineups.
 - ^ Arkansas (11) and TCU (15) were the only two programs from "Power Programs" to make the list.

Just a Minute ... or 20 ... or 40

• ARKANSAS HAD THE 3 TOP 6 PLAYERS AMONG THE SEC IN MINUTES PLAYED.

| | | |
|--------------------|-----|-------|
| ^ Anthony Black | 1st | 34:51 |
| ^ Ricky Council IV | 3rd | 34:08 |
| ^ Devo Davis | 6th | 33:07 |

• TIMES A RAZORBACK PLAYED ALL 40 MINUTES IN REGULATION

| | | |
|--------------------|---|---|
| ^ Ricky Council IV | 6 | Creighton; Oklahoma; at LSU; at Vandy; at South Carolina; vs Kansas |
| ^ Anthony Black | 3 | Troy; at LSU; at South Carolina |
| ^ Davonte Davis | 2 | LSU; at South Carolina |
| ^ Jordan Walsh | 1 | Ole Miss |

• TIMES A RAZORBACK PLAYED ALL 20 MINUTES IN A HALF

| | | |
|--------------------|----|--|
| ^ Ricky Council IV | 23 | Fordham (1st) • vs Louisville (1st) • vs Creighton (1st & 2nd) • vs San Diego St. (2nd, plus 5 in OT) • Troy (2nd) UNCG (2nd) • Oklahoma (1st & 2nd) • UNCA (1st) • LSU (1st & 2nd) • Bama (2nd) • at Vandy (1st & 2nd) LSU (2nd) • at Baylor (2nd) • Texas A&M (2nd) • at S. Caro (1st & 2nd) • at UK (2nd) • vs Illinois (1st) vs Kansas (1st & 2nd) |
| ^ Anthony Black | 19 | vs Creighton (2nd) • vs San Diego St. (2nd, plus 5 in OT) • Troy (1st & 2nd) • UNCG (2nd) • at LSU (1st & 2nd) Mizzou (2nd) • at Auburn (2nd) • at Mizzou (2nd) • LSU (2nd) • Texas A&M (2nd) • at S. Caro (1st & 2nd) Miss State (2nd) • at Texas A&M (2nd) • vs Florida (1st) • vs Kentucky (2nd) • vs Auburn (2nd) |
| ^ Devo Davis | 15 | ND State (2nd) • UNCA (1st) • at LSU (2nd) • Mizzou (2nd) • Bama (2nd) • at Vandy (2nd) • LSU (1st & 2nd) A&M (2nd) • at S. Caro (1st & 2nd) • at UK (2nd) • at A&M (2nd) • at Bama (2nd) • at Tenn (2nd) vs Auburn (2nd) • vs Illinois (1st) |
| ^ Jordan Walsh | 4 | vs Creighton (2nd) • vs San Diego St. (2nd, plus 5 in OT) • Ole Miss (1st & 2nd) |
| ^ Nick Smith Jr. | 3 | UNCG (1st) • at Bama (2nd) • vs Kentucky (2nd) |
| ^ Trevon Brazile | 1 | vs San Diego St. (2nd, plus 5 in OT) |

Hot-Shooting Hogs • Points in the Paint, Mostly at the Rim via Dunks

- Arkansas ranked in the three hundreds in 3-pointers attempted and made.
- However, Arkansas had great success shooting the ball inside the arc, mostly in the paint ... specifically at the rim.
 - ^ **Despite its struggles from deep, Arkansas RANKED 2nd THE SEC (60th in NCAA) in field goal percentage (.466).**
 - ^ Arkansas shot over 50% from the field 11 times in 2022-23.
- **Arkansas shot 63.8% in the Georgia win.**
 - ^ The best FG% by a Razorback team in an SEC game and the best by any Eric Musselman-coached college team
 - **Arkansas shot a then season-best 62.7% twice this season**
 1. Versus San Jose State (37-of-59) ... scoring a season-high 99 points
 2. At Kentucky (32-of-51) which was the program record for best FG% in an SEC game prior to the Georgia game
- **ARKANSAS SHOT 52.5% INSIDE THE ARC (796-of-1,516)**
 - ^ **Arkansas outscored its opponents in the paint 1,216-1,052 (+164).**
 - ^ **Arkansas scored 40-plus points in the paint in 14 times including five games with 50-plus points:**
 - 58 vs Oklahoma • 54 vs Fordham • 52 vs San Jose State • 52 vs Florida • 50 vs UNCA
- **Arkansas had 158 dunks in 36 games (4.39 per game)**
 - including 11 vs Louisville; 8 vs UNCA and vs Kentucky; 7 vs Oklahoma, at Kentucky, vs Florida and vs Auburn; and 6 5x.

Above The Rim; Most Dunks & Blocks in Muss Era

- Arkansas has SIX PLAYERS with wing spans over seven feet.
 - ^ **Team wing span average this year is 6-9**
- Not only is the 2022-23 edition of Razorback basketball long ... they are athletic too.
- Arkansas teams under Coach Musselman have been described in many positive attributes. However, explosive has not been one of them. Yes, the Razorbacks have seen their share of explosive players, but not a team. That is a change in 2022-23.

DUNKS IN MUSS ERA

| Year | Dunks | Gms | Avg. | Leader |
|---------|-------|-----|------|------------------------|
| 2019-20 | 67 | 32 | 2.09 | 22 by Adrio Bailey |
| 2020-21 | 95 | 32 | 2.97 | 36 by Justin Smith |
| 2021-22 | 103 | 37 | 2.78 | 27 by Stanley Umude |
| 2022-23 | 158 | 36 | 4.39 | 32 by Ricky Council IV |

BLOCKED SHOTS IN MUSS ERA

| Year | Blks | Gms | Avg. | Leader |
|---------|------|-----|------|--|
| 2019-20 | 125 | 32 | 3.91 | 45 by Adrio Bailey |
| 2020-21 | 158 | 32 | 4.94 | 51 by Connor Vanover |
| 2021-22 | 153 | 37 | 4.14 | 41 by JayIn Williams |
| 2022-23 | 182 | 36 | 5.06 | 49 by Khi & 45 by Khel * - 14th in the NCAA |

Thanks to A&M; Razorbacks Were 14th in NCAA for Rejections

- Arkansas ranked 14th in the NCAA and 4th THE SEC by averaging 5.06 blocked shots per game. Arkansas was actually leading the SEC in blocked shots but only had three vs Kansas and one vs UConn to surrender the lead to Florida (5.18).
 - ^ **Arkansas blocked at least five shots 20 times, including 10 times over the last 16 games.**
- **Arkansas blocked 182 shots to tie for 5th on the school's single-season list.**
 - ^ **In SEC games only, Arkansas blocked 96 shots, which ranked third for a season and three shy of the school record.**
- Two of Arkansas' most productive games blocking shots came against Texas A&M.

2022-23 MISCELLANEOUS STATS

RECORD BREAKDOWN

| | | |
|------------------------------------|-----------------|------------------|
| At Bud Walton Arena | 2022-23: 13-3 | Muss Era: 60-9 |
| On The Road | 2022-23: 2-8 | Muss Era: 16-24 |
| Neutral Site | 2022-23: 7-3 | Muss Era: 19-9 |
| White "Razorback" Uni | 2022-23: 2-1 * | Muss Era: 19-1 * |
| White '94 "Razorback" Uni | 2022-23: 3-1 ! | Muss Era: 23-7 ! |
| White "Hog" Uni | 2022-23: 3-1 | Muss Era: 16-4 |
| White "Arkansas" Uni | 2022-23: 2-1 | Muss Era: 8-1 |
| White "Hog A" Uni | 2022-23: 3-1 | Muss Era: 3-1 |
| White "Slobbering Hog" Uni | 2022-23: 0-1 | Muss Era: 0-1 |
| Pink "Arkansas" Uni | 2022-23: 1-0 | Muss Era: 1-0 |
| Cardinal "Arkansas" Uni | 2022-23: 0-1 | Muss Era: 10-15 |
| Cardinal "Razorback" Uni | 2022-23: 1-0 | Muss Era: 2-3 |
| Cardinal Camo "Arkansas" Uni | 2022-23: 2-0 ^^ | Muss Era: 4-0 ^^ |
| Cardinal "Hog" Uni | 2022-23: 2-2 | Muss Era: 5-3 + |
| Cardinal "Arkansas Razorbacks" Uni | 2022-23: 1-1 | Muss Era: 1-1 |
| Cardinal "Slobbering Hog" Uni | 2022-23: 1-1 | Muss Era: 1-1 |
| Cardinal '94 "Razorback" Uni | 2022-23: 1-2 ~ | Muss Era: 1-2 ~ |
| Anthracite Uni | 2022-23: 0-1 | Muss Era: 1-2 |

* L at Vandy '23 • ! L at Baylor • ~ home W vs Fla '23
^ home W vs Fordham & Ole Miss '22-23 • + home W vs Tenn '22

GENERAL

| | | |
|-----------------------|---------------|-----------------|
| When ARK controls tip | 2022-23: 14-5 | Muss Era: 62-19 |
| When OPP controls tip | 2022-23: 8-9 | Muss Era: 33-23 |
| When ARK scores first | 2022-23: 12-5 | Muss Era: 55-16 |
| When OPP scores first | 2022-23: 10-9 | Muss Era: 40-26 |

LEADS AND DEFICITS

| | | |
|----------------------|---|-----------------|
| Leading at the half | 2022-23: 16-6 | Muss Era: 72-9 |
| Trailing at the half | 2022-23: 5-7 | Muss Era: 20-29 |
| Tied at the half | 2022-23: 0-1 | Muss Era: 2-1 |
| Leading at the half | 2022-23: home: 11-0 road: 1-5 neutral 4-1 | |
| Trailing at the half | 2022-23: home: 3-2 road: 0-3 neutral: 2-2 | |
| Tied at the half | 2022-23: home: 0-1 road: 0-0 neutral 0-0 | |

| | |
|---------------------|--|
| '22-23 W/ 5:00 left | Leading: 19-3 Trailing: 3-10 Tied: 0-1 |
| • Muss Era | Leading: 84-6 Trailing: 9-34 Tied: 2-2 |
| '22-23 W/ 2:00 left | Leading: 20-0 Trailing: 2-12 Tied: 0-2 |
| • Muss Era | Leading: 85-5 Trailing: 8-33 Tied: 1-4 |

| | | |
|----------------------------|---------------|-----------------|
| GMS decided by 1-to-5 pts | 2022-23: 4-5 | Muss Era: 19-16 |
| GMS decided by 6-to-10 pts | 2022-23: 5-4 | Muss Era: 23-13 |
| GMS decided by 11+ pts | 2022-23: 13-5 | Muss Era: 53-13 |
| Overtime games | 2022-23: 1-0 | Muss Era: 5-3 |

OFFENSE

| | | |
|-----------------------------|---------------|-----------------|
| Scoring less than 70 points | 2022-23: 5-9 | Muss Era: 19-20 |
| Scoring 70-79 points | 2022-23: 9-2 | Muss Era: 36-16 |
| Scoring 80-89 points | 2022-23: 6-3 | Muss Era: 25-6 |
| Scoring 90-99 points | 2022-23: 2-0 | Muss Era: 12-0 |
| Scoring 100+ points | 2022-23: 0-0 | Muss Era: 3-0 |
| 1-2 Hogs in Double Figures | 2022-23: 0-5 | Muss Era: 4-12 |
| 3 Hogs in Double Figures | 2022-23: 11-4 | Muss Era: 38-20 |
| 4 Hogs in Double Figures | 2022-23: 9-5 | Muss Era: 38-8 |
| 5-7 Hogs in Double Figures | 2022-23: 2-0 | Muss Era: 23-2 |
| 8+ Hogs in Double Figures | 2022-23: 0-0 | Muss Era: 1-0 |
| At least 1 Hog Scores 20+ | 2022-23: 11-7 | Muss Era: 45-20 |
| 2+ Hogs Score 20+ | 2022-23: 4-2 | Muss Era: 19-9 |

| | |
|-----------------|---|
| FG% (Muss Era) | 50%+: 10-1 (27-2) 49-40%: 10-7 (54-25) 40%: 2-5 (13-14) |
| 3FG% (Muss Era) | 40%+: 5-3 (21-6) 39-30%: 7-3 (31-14) 30%: 10-7 (43-21) |

REBOUNDING/TURNOVERS

| | | |
|----------------------------|----------------|-----------------|
| Out-rebounding opponent | 2022-23: 17-3 | Muss Era: 57-9 |
| Out-rebounded by opp. | 2022-23: 5-9 | Muss Era: 33-31 |
| Rebounds are even | 2022-23: 0-2 | Muss Era: 4-3 |
| Grabbing 10+ off reb | 2022-23: 10-10 | Muss Era: 50-24 |
| Forcing 15+ turnovers | 2022-23: 13-5 | Muss Era: 51-21 |
| Committing less than 15 TO | 2022-23: 14-9 | Muss Era: 69-21 |

BY MONTH

| | | |
|-------------|--------------|-----------------|
| In November | 2022-23: 6-1 | Muss Era: 21-1 |
| In December | 2022-23: 5-1 | Muss Era: 20-5 |
| In January | 2022-23: 4-5 | Muss Era: 19-14 |
| In February | 2022-23: 4-4 | Muss Era: 20-11 |
| In March | 2022-23: 3-3 | Muss Era: 15-9 |
| In April | 2022-23: 0-0 | Muss Era: 0-0 |

LED HIS TEAM IN SCORING (INCLUDES TIES)

| Player | 18-19 | 19-20 | 20-21 | 21-22 | 22-23 | Career |
|--------------|-------|-------|-------|-------|-------|--------|
| Black | | | | | 8 | 8 |
| Brazile | | | | 0 | 2 | 2 |
| Council IV | | | 3 | 10 | 11 | 24 |
| Davis | | | 3 | 1 | 8 | 12 |
| Graham | | 0 | 0 | 3 | 4 | 7 |
| Johnson | 0 | 5 | RS | 0 | 0 | 5 |
| Kel Mitchell | | 0 | 2 | 11 | 0 | 13 |
| Khi Mitchell | | 0 | 0 | 4 | 0 | 4 |
| Smith | | | | | 5 | 5 |
| Walsh | | | | | 1 | 1 |

LED HIS TEAM IN REBOUNDING (INCLUDES TIES)

| Player | 18-19 | 19-20 | 20-21 | 21-22 | 22-23 | Career |
|--------------|-------|-------|-------|-------|-------|--------|
| Black | | | | | 2 | 2 |
| Brazile | | | | 7 | 5 | 12 |
| Council IV | | 4 | 3 | 2 | 9 | 9 |
| Davis | | 2 | 0 | 5 | 7 | 7 |
| Graham | | 0 | 6 | 8 | 2 | 16 |
| Johnson | 2 | 8 | RS | 2 | 4 | 16 |
| Kel Mitchell | | 0 | 5 | 8 | 4 | 17 |
| Khi Mitchell | | 0 | 2 | 15 | 12 | 29 |
| Walsh | | | | | 4 | 4 |



2023 SEC HONORS

FIRST TEAM ALL-SEC - COACHES

Brandon Miller, Alabama
 Colin Castleton, Florida
 Oscar Tshiebewe, Kentucky
 Tolu Smith, Mississippi State
 Kobe Brown, Missouri
 Santiago Vescovi, Tennessee
 Wade Taylor IV, Texas A&M
 Liam Robbins, Vanderbilt

SECOND TEAM ALL-SEC - COACHES

Mark Sears, Alabama

ANTHONY BLACK, ARKANSAS RICKY COUNCIL IV, ARKANSAS

Johni Broome, Auburn
 Wendell Green Jr., Auburn
 KJ Williams, LSU
 Zakai Zeigler, Tennessee
 Tyrece Radford, Texas A&M

SEC ALL-FRESHMAN - COACHES

Jaden Bradley, Alabama
 Noah Clowney, Alabama
 Brandon Miller, Alabama

ANTHONY BLACK, ARKANSAS

Riley Kugel, Florida
 Chris Livingston, Kentucky
 Cason Wallace, Kentucky
 Gregory "GG" Jackson II, South Carolina
 Julian Phillips, Tennessee

SEC ALL-DEFENSIVE - COACHES

Charles Bediako, Alabama

DAVONTE DAVIS, ARKANSAS

Colin Castleton, Florida
 Zakai Zeigler, Tennessee
 Liam Robbins, Vanderbilt

"OF THE YEAR" HONORS - COACHES

Co-Coach of the Year: Buzz Williams, Texas A&M
 Jerry Stackhouse, Vanderbilt

Player of the Year: Brandon Miller, Alabama

Scholar-Athlete of the Year: Kobe Brown, Missouri

Freshman of the Year: Brandon Miller, Alabama

Co-Sixth Man of the Year: Jahvon Quinerly, Alabama
 Antonio Reeves, Kentucky

Defensive Player of the Year: Liam Robbins, Vanderbilt

SEC COMMUNITY SERVICE TEAM

Noah Gurley, Alabama

DERRIAN FORD, ARKANSAS

Jaylin Williams, Auburn
 Trey Bonham, Florida
 Jabri Abdur-Rahim, Georgia
 CJ Fredrick, Kentucky
 KJ Williams, LSU
 Jaemyn Brakefield, Ole Miss
 Isaac Stansbury, Mississippi State
 Ben Sternberg, Missouri
 Hayden Brown, South Carolina
 Josiah-Jordan James, Tennessee
 Henry Coleman III, Texas A&M
 Liam Robbins, Vanderbilt

FIRST TEAM ALL-SEC - AP

Kobe Brown, Missouri
 u-Wade Taylor IV, Texas A&M
 Brandon Miller, Alabama
 Tolu Smith, Mississippi St.
 u-Oscar Tshwiebe, Kentucky

SECOND TEAM ALL-SEC - AP

Ricky Council IV, Arkansas
 Zakai Zeigler, Tennessee
 Colin Castleton, Florida
 Liam Robbins, Vanderbilt
 KJ Williams, LSU

"OF THE YEAR" HONORS - AP

SEC Player of the Year: Brandon Miller, Alabama
 SEC Coach of the Year: Buzz Williams, Texas A&M
 SEC Newcomer of the Year: Brandon Miller, Alabama

u-Unanimous selection

^ On Jan. 31 – the birthday for Makhi and Makhel Mitchell – Arkansas had 13 blocked shots.

- Makhel had seven and Makhi three.

- The seven blocks by Khel Mitchell were the most by any Musselman-coached, college player.

- The 13 blocked shots by the Razorbacks were the most by any Musselman-coached, college player.

- With that one game with 13 rejections, Arkansas moved from 34th to 18th in the NCAA in blocked shots.

^ In the SEC Tournament versus Texas A&M, Arkansas had 11 blocked shots.

- Makhi Mitchell and Anthony Black each had four.

- Arkansas set a program record in an SEC Tournament game with 11 blocked shots.

Council Cracks 1,000 for Career

• Ricky Council IV scored his 1,000th point for his career in the win over Auburn in the SEC Tournament.

^ It was his first points of the game and, appropriately, was a dunk at the 12:43 mark.

^ He scored 581 points for the season and has 1,066 points for his career.

Black Sets Arkansas Frosh Records; Ranks 3rd Among NCAA Frosh in Steals

• Anthony Black had three steals vs Illinois, and five vs UConn to give him 74 for the season. He averaged 2.06 per game.

^ Black's 74 steals sets the program record for most by a Razorback freshman in a season.

^ Black's 74 steals were 13th-best in the NCAA and 3rd-best in the SEC.

^ Black's 2.06 steals per game ranked 3rd-best among NCAA freshman.

^ Black ranked 3rd in the SEC and 28th in the NCAA steals/gm (2.06).

• With 37:13 minutes played, Anthony Black set the program record for most minutes by a Razorback freshman with 1,216.

^ The previous mark was 1,203 by Patrick Beverley in 2006-07.

• Also set Arkansas freshman season records in FT Att (190) • Games (36 with Jordan Walsh) • Starts (36)

Black was THE ONLY Player Among SEC Top 25 in 5 Major Categories

• Anthony Black was THE ONLY player in the SEC to rank among the top 25 in five major categories (Pts • Rebs • Asts • Stl • Blk).

3rd in STEALS (2.06) • 5th in ASSISTS (3.92) • 18th in POINTS (12.78)
 23rd in BLOCKED SHOTS (0.61) • 24th in REBOUNDS (5.06)

• Black had at least two steals in a game 24 times, including 10 games with three or more.

• Black had at least five assists in a game 14 times, including nine games with six or more.

• Black scored in double digits 24 times, including five games with 20 or more points.

• Black had at least five rebounds in a game 22 times, including six games with seven or more.

• Black had at least 1 blocked shot in a game 18 times, including four with two or more.

• FOR GOOD MEASURE, BLACKS LED THE SEC IN MINUTES (34:51).

Smith Sinks Game Winner vs Auburn; Led Team in Pts & Asts 3x

• Nick Smith Jr., scored 14 points in the win over Auburn.

- 12 came in the second half on 5-of-9 shooting (2-of-3 from 3-point).

- With 20 seconds left, he sank a jumper in the right short corner to give Arkansas a 74-73 lead.

• In 15 games played, Smith led the team in both scoring and assists three times including two of the last four games:

UNC Greensboro (22 pts / 3 asts) • Kentucky (25 pts / 6 asts) • Texas A&M (16 pts / 4 asts).

20-plus Party

• These are the games multiple Razorbacks scored 20-plus in the same game.

vs Oklahoma, W 88-78: COUNCIL: 26 pts (10-15 FG / 1-2 3PT) SMITH: 21 pts (8-16 FG / 1-5 3PT)

vs Georgia, W 97-65: COUNCIL: 22 pts (9-16 FG / 3-6 3PT) SMITH: 26 pts (9-14 FG / 5-8 3PT)

at Alabama, L, 83-86: COUNCIL: 20 pts (5-9 FG / 10-14 FT) SMITH: 24 pts (9-23 FG / 2-3 3PT) DAVIS 21 pts (8-15 FG / 3-4 3PT)

vs Kansas, W, 72-71: COUNCIL: 21 pts (5-18 FG / 10-11 FT) DAVIS 25 pts (9-15 FG / 6-7 FT)

Black Impresses Over the Final 20 Games

• Over the last 20 games, Black averaged 13.4 pts • 5.1 rebs • 4.2 assists • 2.4 steals

^ Scored double-digits 15x • Had 5+ rebounds 12x • Had 5+ assists 8x • Had 2+ steals 15x

• Highlights over the 20-games include:

- At Vandy (loss): 18 pts • 6 rebs

- At Mizzou (loss): 15 pts • 8 REBS • 7 ASTS • 2 steals

- Ole Miss (win): 17 pts • 8 ASTS • 5 STEALS

- LSU (win): 14 pts • 7 rebs • 3 steals

- Texas A&M (win): 11 pts (7-of-9 FT) • 5 rebs • 7 ASTS • 2 steals

- at S. Caro. (win): 13 pts • 6 rebs - played 40 minutes, scored 5 of teams' final 7 pts in the 2-point win with 3 def rebs

- at Ky (win): 19 pts • 6 Asts • 5 STEALS - On UK's 1st possessions of the 2nd half, Black had back-to-back steals & dunks.

- vs Miss St (loss): 23 pts • 5 Asts • 3 steals

- at TX A&M (loss): 8 ASSISTS

- vs Georgia (win): 8 ASSISTS (with ZERO TO in 30:39 minutes played)

- vs Auburn (win): led Arkansas with 19 pts and added • 6 Rebs • 6 Asts

- vs TXAM (loss): CAREER-HIGH 4 BLOCKED SHOTS

- vs Illinois (win): 12 pts and added • 6 Rebs • 3 steals

- vs UConn (loss): 20 pts (9-of-11 FT) and added • 5 STEALS

Fourth's Freebies; Led SEC and Enters ARK Record Book

• Ricky Council IV LED THE SEC (11th NCAA) in free throws made (173) and was 2nd in the SEC (18th in the NCAA) free throw attempts (218). Many of those came in his last 13 games when he was 81-of-103 (.786).

^ 8-10 at UK • 11-13 vs Miss State • 10-14 at Bama • 10-12 vs UK • 11-12 vs Illinois • 10-11 vs Kansas

^ Other big games include going 7-11 vs San Diego State, 11-13 in the win over Mizzou and 8-9 vs UConn.

^ Made 16 straight early in the year including 2-2 vs Troy, 6-6 vs San Jose State and UNC Greensboro.

^ Was 35-of-41 (.854) in the post-season (SEC and NCAA).

• In the Arkansas record book:

- Council's 173 free throws made overall rank 8th of the school's single-season top 10.

- IN SEC GAMES ONLY, Council's 87 free throws made AND 115 free throw attempts rank 5th for both categories

ARKANSAS SEASON TOP 10 UPDATES

• RICKY COUNCIL IV

| | |
|----------------------------|-----|
| 173 FT Made | 8th |
| 87 FT Made in SEC Gms | 5th |
| 115 FT Attempts in SEC Gms | 5th |

• ANTHONY BLACK

| | |
|--|-------|
| 74 steals sets ARK record for most by a FR | |
| 1,253 minutes sets ARK record for most by a FR | |
| 82 Assists in SEC Gms | 9th |
| 38 Steals in SEC Gms | T-3rd |

• MAKHI MITCHELL

| | |
|--------------------|-----|
| .662 FG% (104-157) | 4th |
|--------------------|-----|

• JALEN GRAHAM

| | |
|-------------------|-----|
| .655 FG% (74-113) | 7th |
|-------------------|-----|

• TEAM

| | |
|-----------------------------|-------|
| 182 Blocks | T-5th |
| 270 FG Made in SEC Gms | 9th |
| .459 FG% in SEC Gms | 7th |
| 265 FT Made in SEC Gms | 10th |
| 396 FT Attempts in SEC Gms | 7th |
| 645 Rebounds in SEC Gms | 2nd |
| 35.8 Reb Average in SEC Gms | T-9th |
| 96 Blocks in SEC Gms | 3rd |

Devo Had An All-SEC-type Season; Did Earn SEC All-Defensive Team Honors

- Davonte Davis scored at a career-clip since SEC play began. He also continued to show he is one of the nation's best defensive players ... and doing so while playing nearly 40 minutes each game.
- In the win over Auburn in the SEC Tourney, he only scored seven points and had just one steal while **tying his career high with 10 rebounds**. However, that one steal came with 12 seconds left with Arkansas up one. He would be fouled and he made both free throws to put the Hogs up three. Then, on Auburn's final play, guarded Wendell Green's final shot, which missed to seal the Razorback win.
- In the Illinois win, Davis **had 16 points with six rebounds and four steals**. Then, versus Kansas, he put Arkansas on his back to score a **career-high 25 points – 21 in the second-half come-from-behind win – with eight rebounds**.
- **OTHER OFFENSIVE HIGHLIGHTS SINCE SEC PLAY BEGAN: Double-Digits 16x • 3+ assists 11x**
 - Just missed a double-double with 18 points and 9 rebounds at Mizzou ... Had a team-best 18 points and tied for the team lead with nine rebounds
 - Made three 3-pointers in both the Mizzou and Ole Miss games (just his 2nd and 3rd time to make at least three 3's) ... Including those two games, would made 3-plus 3's seven times in a 13-game span.
 - Led Arkansas with 16 points vs LSU (7-of-8 FG and 2-of-2 3 PT) with seven rebounds.
 - Added 16 points with a pair of 3-pointers and four assists at Baylor.
 - Scored a **then season-high 19 points** vs Texas A&M while **tying his career-high with 4 3-pointers made** (4-of-8).
 - Backed that up at South Carolina by scoring 15 and once again **tied his career-high with 4 3-pointers made** (4-of-10).
 - Had 15 points at Kentucky but added a **season-high and SEC career-high seven assists**.
 - Team high 14 points at Texas A&M and once again **tied his career-high with 4 3-pointers made** (4-of-10).
 - After just 4 combined points in blowout wins over Florida and Georgia, **scored 21 at Alabama, making 3-of-4 3PT**
 - For the first time in his career, he **led the team in points (13), rebounds (6), assists (2) and steals (3)** at Tennessee
 - Led the team with four steals and scored 16 points with six rebounds.
- **DEFENSIVE HIGHLIGHTS SINCE SEC PLAY BEGAN: 2+ steals 11x**
 - Held Mizzou 2nd-leading scorer D'Moi Hodge to: 6 pts (2-4 FG • 0-2 3PT • 2-4 FT)
7 pts (1-7 FG • 0-5 3PT • 5-6 FT)
 - Held Ole Miss leading scorer Matthew Murrell to: 3 pts (1-5 FG • 0-1 3PT • 1-2 FT)
 - Held LSU 2nd-leading scorer Adam Miller to: 9 pts (3-12 FG • 1-6 3 PT • 2-3 FT)
 - Held Baylor's 2nd-leading scorer Adam Flagler to: 5 pts (1-11 FG • 0-3 3 PT • 3-4 FT)
 - Held SC's leading scorer GG Jackson to: 9 pts (3-of-8 FG • 2-3 3PT • 1-2 FT)
 - Held UGA's leading scorer Terry Roberts to: 4 pts (2-of-9 FG • 0-of-3 3PT • 0-0 FT)
 - 1st gm vs Bama's Brandon Miller, held him to:
0 FGA and FTA in the 1st half
1-of-6 from 3PT in the 2nd meeting
 - Held Georgia's Terry Roberts to: 4 pts (2-9 FG • 0-3 3PT • 0-0 FT)
 - Held Wendell Green Jr. to: 11 pts (2-8 FG • 2-5 3PT • 5-5 FT)

ARKANSAS IN 2022-23 RANKINGS

FINAL



| TEAM IN THE NCAA/SEC | NCAA | SEC | NO. |
|---|------|-----|-------|
| Assist/Turnover Ratio (352 ranked) | 208 | 11 | 1.01 |
| Assists Per Game (352 ranked) | 192 | 8 | 12.8 |
| Bench Points per game (352 ranked) | 141 | 9 | 19.81 |
| Blocks Per Game (352 ranked) | 14 | 4 | 5.1 |
| Effective FG pct (352 ranked) | 181 | 3 | 0.509 |
| Fastbreak Points (352 ranked) | 64 | 3 | 11.67 |
| Field Goal Percentage (352 ranked) | 60 | 2 | 46.6 |
| Field Goal Percentage Defense (352 ranked) | 94 | 7 | 42.4 |
| Fouls Per Game (352 ranked) | 326 | 14 | 19.3 |
| Free Throw Attempts Per Game (352 ranked) | 17 | 3 | 22.5 |
| Free Throw Percentage (352 ranked) | 247 | 10 | 69.8 |
| Free Throws Made Per Game (352 ranked) | 30 | 4 | 15.7 |
| Rebound Margin (352 ranked) | 110 | 6 | 2.3 |
| Rebounds (Defensive) Per Game (352 ranked) | 162 | 5 | 24.97 |
| Rebounds (Offensive) Per Game (352 ranked) | 149 | 12 | 10.36 |
| Rebounds Per Game (352 ranked) | 146 | 10 | 35.33 |
| Scoring Defense (352 ranked) | 113 | 6 | 67.9 |
| Scoring Margin (352 ranked) | 77 | 5 | 6.1 |
| Scoring Offense (352 ranked) | 119 | 4 | 74.1 |
| Steals Per Game (352 ranked) | 28 | 3 | 8.4 |
| Three Point Attempts Per Game (352 ranked) | 340 | 14 | 15.9 |
| Three Point Percentage (352 ranked) | 315 | 12 | 31.3 |
| Three Point Percentage Defense (352 ranked) | 40 | 5 | 31.1 |
| Three Pointers Per Game (352 ranked) | 342 | 14 | 5 |
| Turnover Margin (352 ranked) | 68 | 4 | 1.7 |
| Turnovers Forced Per Game (352 ranked) | 56 | 3 | 14.42 |
| Turnovers Per Game (352 ranked) | 212 | 10 | 12.7 |
| Winning Percentage (351 ranked) | 108 | 8 | 61.1 |

RAZORBACKS IN THE NCAA/SEC

| | PLAYER | NCAA | SEC | NO. |
|--|------------------|------|-----|-------|
| Assist/Turnover Ratio (350 ranked) | Anthony Black | 310 | 13 | 1.29 |
| Assists (343 ranked) | Anthony Black | 95 | 2 | 141 |
| Assists Per Game (341 ranked) | Anthony Black | 150 | 5 | 3.9 |
| Blocks (333 ranked) | Makhi Mitchell | 60 | 5 | 49 |
| | Makhel Mitchell | 79 | 6 | 45 |
| Blocks Per Game (346 ranked) | Makhel Mitchell | 59 | 4 | 1.5 |
| | Makhi Mitchell | 82 | 5 | 1.36 |
| Double Doubles (422 ranked) | Makhi Mitchell | 422 | 17 | 2 |
| | Davonte Davis | 422 | 17 | 2 |
| | Trevon Brazile | 422 | 17 | 2 |
| Field Goal Attempts (348 ranked) | Ricky Council IV | 107 | 4 | 432 |
| Field Goal Percentage (348 ranked) | Ricky Council IV | 237 | 8 | 43.3 |
| Field Goals (350 ranked) | Ricky Council IV | 145 | 7 | 187 |
| Free Throw Attempts (348 ranked) | Ricky Council IV | 18 | 2 | 218 |
| | Anthony Black | 49 | 4 | 190 |
| Free Throw Percentage (347 ranked) | Ricky Council IV | 210 | 8 | 79.4 |
| Free Throws (340 ranked) | Ricky Council IV | 11 | 1 | 173 |
| | Anthony Black | 82 | 8 | 134 |
| Minutes Per Game (347 ranked) | Anthony Black | 89 | 1 | 34:51 |
| | Ricky Council IV | 151 | 3 | 34:08 |
| | Davonte Davis | 255 | 6 | 33:07 |
| Points (347 ranked) | Ricky Council IV | 80 | 3 | 581 |
| | Anthony Black | 324 | 16 | 460 |
| Points Per Game (347 ranked) | Ricky Council IV | 161 | 5 | 16.1 |
| Rebounds (341 ranked) | Makhi Mitchell | 321 | 16 | 192 |
| Rebounds (Defensive) Per Game (350 ranked) | -- | | | |
| Rebounds (Offensive) Per Game (350 ranked) | -- | | | |
| Rebounds Per Game (350 ranked) | -- | | | |
| Steals (341 ranked) | Anthony Black | 13 | 3 | 74 |
| | Davonte Davis | 185 | 16 | 48 |
| | Ricky Council IV | 341 | 20 | 40 |
| | Jordan Walsh | 341 | 20 | 40 |
| Steals Per Game (347 ranked) | Anthony Black | 28 | 3 | 2.06 |
| | Davonte Davis | 257 | 17 | 1.37 |
| Three Point Attempts (346 ranked) | -- | | | |
| Three Point Percentage (98 ranked) | -- | | | |
| Three Pointers Per Game (348 ranked) | -- | | | |
| Total 3-point FGM (339 ranked) | -- | | | |
| Triple Doubles (2 ranked) | -- | | | |

ACADEMIC SUCCESS

KAMANI JOHNSON

• Spring 2023 Graduate • Communications



CADE ARBOGAST

• SEC Winter Academic Honor Roll Eligible (2022-23)

LAWSON BLAKE

- SEC Winter Academic Honor Roll Eligible (2022-23)
- SEC First Year Academic Honor Roll (2021-22)
- Univ. of Arkansas Chancellor's List (4.0 GPA) - Fall 2022
- Athletics' Champions Honor Roll (4.0 GPA) - Fall 2022

DAVONTE DAVIS

- SEC Winter Academic Honor Roll Eligible (2022-23)
- SEC Winter Academic Honor Roll (2021-22)
- SEC First Year Academic Honor Roll (2020-21)
- Athletics' Departmental Honor Roll (3.0-3.49 GPA) - Fall 2022
- Athletics' Departmental Honor Roll (3.0-3.49 GPA) - Fall 2021
- Athletics' Departmental Honor Roll (3.0-3.49 GPA) - Spring 2021
- Athletics' Departmental Honor Roll (3.0-3.49 GPA) - Fall 2020

DERRIAN FORD

- Univ. of Arkansas Dean's List (3.5-3.99 GPA) - Fall 2022
- Athletics' AD Honor Roll (3.5-3.99 GPA) - Fall 2022

JOSEPH PINION

- Athletics' Departmental Honor Roll (3.0-3.49 GPA) - Fall 2022

Q: Is he a 3-Point Shooter? A: He is Devo

- Devo Davis has been one of the SEC top 3-point shooters over the last 21 games.
- Consider: **His first 81 career games** 29-of-126 (.230) 3PT 8.3 ppg (670 pts) Times w/ Multiple 3's: 10x
His last 21 games 40-of-97 (.412) 3PT 12.9 ppg (271 pts) Times w/Multiple 3's: 12x

Slick Rick

- Ricky Council IV scored in double figures in 31 of 36 games for the season and he ranked:
 - ^ **1st IN THE SEC** in free throws made (173) 11th in the NCAA
 - ^ **2nd IN THE SEC** in free throws atts (218) 18th in the NCAA
 - ^ **3rd IN THE SEC** in minutes played (34:08) **Played all 40 of regulation 6x; all 20 in a half 23x**
 - ^ **3rd IN THE SEC** in points (581)
 - ^ **5th IN THE SEC** in scoring (16.1 ppg)
 - ^ **7th IN THE SEC** in field goals made (187)
 - ^ **8th in the SEC** in FG% (.433)
 - ^ **8th in the SEC** in FT% (.794) **Made 29-of-last-32; Season-long streak of 16 earlier this year**
- **For the first time his career, saw action as the point guard**
 - ^ **Third on the team with 81 assists ... HIS BEST SEASON TOTAL** (had 45 in 2021-22 at WSU and 20 as a freshman)
- **TWICE THIS SEASON HE SET CAREER HIGHS IN ASSISTS**
 - ^ Had a **career-high seven assists** in the Fordham win. **Amazingly, his first six assists went to six different players**
 - ^ Tied his **career-high seven assists** in the LSU win. Five in the first half and two on alley-oops in the second half

Council's Career Year

- Ricky Council IV had a successful season last year at Wichita State. However, he is shattering his numbers from last season while posting career-best numbers for the year.
 - Last Year (28 games): 336 pts (12.0 ppg) 110 FG / 43.7% FG 26 3PT 100 FT 45 assists 32 stls
 - This Year (36 games): 581 pts (16.1 ppg) 187 FG / 43.3%FG 34 3PT 173 FT 81 assists 40 stls

Lucky 13

- **#13** Jordan Walsh scored 12 points and led Arkansas with a **+13** in **13** minutes played at Mizzou ... He backed that with a **13**-point performance in the win over Ole Miss and he had **13** at Kentucky
- AT MISSOURI** Only played 13 minutes due to foul trouble, fouling out with 6:48 left and the Razorbacks up 10. He did not miss a shot in scoring 12 points (4-4 FG • 2-2 3PT • 2-2 FT)
- VS OLE MISS** Played all 40 minutes for the first time this season (was the only Razorback to play all 40 vs Ole Miss). Scored 13 points on 5-of-9 shooting (2-of-4 from 3-point) ... Grabbed seven rebounds
- VS TEXAS A&M** Scored 12 points off the bench as Arkansas out-scored A&M's bench 17-0. ... Added seven rebounds
- AT S CARO** Played 32:52 off the bench ... **tied his career-high with 10 rebounds (career-best six offensive boards)**.
- AT KENTUCKY** Scored 13 points and did not miss a shot (4-4 FG • 1-1 3PT • 4-4 FT)
- VS GEORGIA** Scored 9 points (all in the second half) and led the team with seven rebounds (six in the second half)
- AT ALABAMA** Had seven rebounds and an **SEC-high three steals**
- VS AUBURN** Scored 11 points (4-5 FG; 3-4 FT)
- VS ILLINOIS** **Was an amazing +22 in the 10-point win** with six points, four rebounds and three steals
- VS KANSAS** **Was +10 in the 1-point win** with 10 points, including a dagger 3-pointer to cap an 11-0 run, and two steals
- **FIRST 5 SEC GAMES** 27 pts (5.4 avg) 12-41 FG (25%) 1-17 3PT (5%)
- **LAST 19 GAMES** 137 pts (7.2 avg) 49-112 FG (43.8%) 11-32 3PT (34.4%)

That's a Plus

- Jordan Walsh had OK stats, but has been praised by many for making "winning" plays or plays that "don't show up in the box score." To that point, Walsh was...
 - +22 in the 10-point win over Illinois
 - +12 in the 1-point win over Kansas
- For the season, **Walsh led all the regulars with a +8.52 per 40 minutes.**
- **HOWEVER, Anthony Black led the Razorbacks at +6.99 per game.**

Johnson Had Two of the Better Offensive Boards of the Season

- Kamani Johnson is known for his offensive rebounding prowess and, appropriately, has the two best offensive boards this season.
 - 1. VS SAN DIEGO STATE IN MAUI**
 - Kamani Johnson did not play in the first half and played 19:07 in the second half and overtime combined.
 - **Tipped in a shot at the buzzer to force overtime** ... Had three second-half rebounds ... two offensive
 - Played all five minutes of overtime, had four points with four rebounds ... two offensive
 - Drained two free throws with three seconds left in OT for the four-point lead then stole in the inbounds pass to seal the win.
 - 2. VS KANSAS IN NCAA SECOND ROUND**
 - With the game tied at 65, Johnson had an offensive rebound and put-back to give Arkansas a two-point lead with 47 ticks left.
 - Overall, Johnson had 10 rebounds vs Kansas, his most as a Razorback. Six were offensive boards (compared to Kansas only having seven total offensive rebounds for the game).

Khi Five

- Makhi Mitchell had a slow start to the season. Specifically, he only scored a combined four points in 19 minutes versus Creighton and San Diego State in Maui. However, he **HAD 46 BLOCKED SHOTS IN THE LAST 26 GAMES.**
- BIG GAMES:**
 - Versus Troy: Arkansas trailed by two (33-31) at halftime thanks to Khi Mitchell's 10 points (5-of-6 FG) and nine rebounds. ... In the second half, he scored four points and blocked three shots.
 - Versus UNCG, Mitchell recorded his **first double-double as a Razorback** with 13 points and **14 rebounds** (seven each half) ... **added four blocked shots and two steals.**
 - Versus Oklahoma, Mitchell scored 10 points with a game-high six rebounds with two blocked shots and a steal ... **added a season-best four assists.**
 - At LSU, scored eight points with 12 rebounds ... Added three blocked shots.
 - At Vanderbilt, had 11 points and 8 rebounds ... **Hit his first 3-pointer of the season (and first attempt)**
 - Had a **double-double** (10 and 10) **in the win over Florida** but **was an eye-popping +27 in just 20 minutes played.**
 - **In the loss to Texas A&M** in the SEC Tournament, Khi played well.

RAZORBACK IN-SEASON HONORS

ANTHONY BLACK

- CBS Sports/USBWA National Freshman of the Week (11/22)
- Maui Invitational All-Tournament Team
- SEC co-Freshman of the Week (11/28)
- All-SEC Coaches (2nd team)
- SEC All-Freshman Team
- Kyle Macy National Freshman of the Year Finalist
- Kyle Macy Freshman All-American
- NABC All-District 20 (2nd team)

RICKY COUNCIL IV

- SEC Player of the Week (12/5)
- USBWA Midseason Oscar Robertson Player of the Year List
- All-SEC Coaches (2nd team)
- All-SEC AP (2nd team)
- USBWA All-District VII

DAVONTE DAVIS

- SEC All-Defensive Team

DERRIAN FORD

- SEC Community Service Team

NICK SMITH JR.

- CBS Sports/USBWA National Freshman of the Week (12/13)
- Dick Vitale Star of the Week - Diaper Dandy (12/12)
- SEC co-Freshman of the Week (12/12)
- SEC Freshman of the Week (2/27)

^ was **6-of-6 from the field** with five dunks and 3-of-4 from the line to score 15 points

^ tied for the team lead with **six rebounds**

^ tied a season high and **led the team with three steals**

^ tied a season high and tied for the team **led with four blocked shots**

- In the Illinois win, came off the bench and had nine points (4-of-5 FG; 1-of-2 FT) with seven rebounds and two blocked shots.

Khi's Did You Knows?

- Shot .662 from the field (104-157) to rank 4th-best on the school's single-season list.
- Ranked 5th in the SEC and led the team with 49 blocked shots.
- Ranked 5th in the SEC in blocks per game (1.36).
- In the postseason (SEC/NCAA), Mitchell was 19-of-26 (73.1%) from the field.

Graham Was Consistent, But Needed to Be Consistent

- **Four times this season** – UNC Asheville, Alabama, South Carolina and Florida, **Jalen Graham has led the Razorbacks in scoring.** (In three years at Arizona State, he only led his team in scoring three times).
- **In each of the 4 games he led the team, he only missed 2 shots (inside the 3PT line).**
 - Graham scored a career-high 26 versus Florida (12-of-14 2-pt FG; 0-1 3-pt FG)
 - In the other three games (UNCA, at Bama & at USC), had 16 points each game & made 8-of-10 field goals each game.

4 GMS LED ARK IN PTS 21.8 min 74 pts (18.5 avg) 36-45 FG (80.0%) 17 rebs (4.3 avg.)
OTHER 29 GAMES 7.8 min 83 pts (2.9 avg) 36-65 FG (55.4%) 53 rebs (1.8 avg)

Makhel Make Impact; Among SEC Blocked Shots Leaders

- Makhel Mitchell got his first starts in the Alabama and Vanderbilt games. Versus Ole Miss, he came off the bench, but injured his foot, playing just 21 minutes. After missing the LSU game, he returned to the lineup at Baylor and had seven more starts (Texas A&M, South Carolina, Kentucky, Miss State, at Texas A&M, Kentucky and vs Texas A&M).
 - Had then season highs with seven rebounds and three blocked shots at Baylor
 - Bettered his **season highs with 13 rebounds and seven blocked shots** versus Texas A&M
 - Added four blocks at Texas A&M and two more vs the Aggies in the SEC Tournament
 - Scored a **season-high 15 points** and **blocked five shots** at Kentucky
 - Led Arkansas with eight rebounds in 17:56 played at Alabama
- **Ranked 4th in the SEC (59th NCAA) in blocked shots (1.50 avg.)**

ARKANSAS SIGNS TWO 5-STARs

Layden Blocker

6-2, 180, G • Little Rock, Ark. // Sunrise (Kansas) Christian Academy

| Publication | Rating | National Rank | Position Rank | State Rank |
|---------------------|--------|---------------|---------------|---------------|
| 247Sports Composite | 5-Star | #23 | #4 PG | #2 - Kansas |
| Rivals | 4-Star | #21 | #6 PG | - |
| ESPN | 4-Star | #26 | #6 PG | #1 - Arkansas |
| 247Sports | 4-Star | #29 | #6 PG | #3 - Kansas |
| On3 Consensus | 4-Star | #34 | #7 PG | #2 - Kansas |
| On3 | 4-Star | #60 | #9 PG | #2 - Kansas |

- **Named to the 2023 Jersey Mike's Naismith HS Player of the Year Watch List**
- **Led his team to the GEICO Nationals semis, with a win over #1 seed Montverde in the quarters**
- Participated in the **National Basketball Players Association Top 100 camp** and was **named to its 10-man All-Star team**
- Participated in the USA Basketball junior National Team minicamp

Baye Fall

6-10, 210, F/C • Dakar, Senegal // Accelerated Schools (Denver, Colo.)



| Publication | Rating | National Rank | Position Rank | State Rank |
|--------------------|--------|---------------|---------------|------------|
| Rivals | 5 Star | #15 | 3 C | -- |
| 247SportsComposite | 5 Star | #16 | 3 C | 1 Colorado |
| On3 Consensus | 5 Star | #17 | 3 C | 1 Colorado |
| On3 | 5 Star | #19 | 3 C | 1 Colorado |
| ESPN | 4 Star | #19 | 3 C | 1 Colorado |
| 247Sports | 4 Star | #20 | 4 C | 1 Colorado |

- **2023 McDonald's All-American and Nike Hoop Summit Selection**
- **Named to the 2023 Jersey Mike's Naismith HS Player of the Year Watch List**
- Was a standout at the prestigious **National Basketball Players Association top 100 camp** in the summer of 2022 when he led the event in scoring with 14.9 points per game in seven games ... Had a camp-leading 9.4 rebounds per game and averaged an event-leading 4.9 offensive rebounds per game ... Joined fellow Arkansas signee Layden Blocker **on the 10-man All-Star squad** for the event.
- Was co-MVP performance at the 2021 Pangos All-American Camp.
- As a senior, averaged 13.9 points, 7.7 rebounds and 1.7 blocks while shooting 48.4% from the field.



LAYDEN BLOCKER



BAYE FALL

TREVON BRAZILE

Dunk of the Year?

(vs South Dakota State • 1:56 • 2nd Half)

THESE PEOPLE THOUGHT SO.....

[The Athletic CBB](#)
[Barstool Sports](#)
[ESPN SportsCenter](#)

[Fox News](#)
[Daniel Gafford](#)
[Magic Johnson](#)
[Bobby Portis](#)

[NCAA March Madness](#)
[SEC Network \(and Poster\)](#)

[The Sporting News](#)
[Sports Illustrated](#)
[Aaron Torres](#)
[Jaylin Williams](#)

Also, two media members that have covered Arkansas Athletics for a combined 100 years said it was the best dunk they have ever seen.

RAZORBACKS IN THE NCAA TOURNAMENT

#0 ANTHONY BLACK

| | G/GS | PTS | REB | MIN | FG | 3PT | FT | AST | TO | STL | BLK |
|-----------------|------------|-------------|------------|-------------|--------------|-------------|--------------|------------|------------|------------|------------|
| Illinois '23 | ** | 12 | 6 | 34 | 4-12 | 0-1 | 4-6 | 1 | 2 | 3 | 1 |
| Kansas '23 | ** | 4 | 4 | 37 | 1-6 | 0-2 | 2-2 | 2 | 1 | 1 | 1 |
| UConn '23 | ** | 20 | 4 | 37 | 5-12 | 1-3 | 9-11 | 1 | 2 | 5 | 0 |
| TOTALS | 3/3 | 36 | 14 | 108 | 10-30 | 1-6 | 15-19 | 4 | 5 | 9 | 2 |
| AVERAGES | | 12.0 | 4.7 | 36.0 | .300 | .167 | .789 | 1.3 | 1.7 | 3.0 | 0.7 |

#1 RICKY COUNCIL IV

| | G/GS | PTS | REB | MIN | FG | 3PT | FT | AST | TO | STL | BLK |
|--------------------|------------|-------------|------------|-------------|--------------|-------------|--------------|------------|------------|------------|------------|
| Drake '21 (at WSU) | */- | 0 | 2 | 8 | 0-2 | 0-0 | 0-0 | 1 | 2 | 0 | 0 |
| Illinois '23 | ** | 18 | 10 | 39 | 3-9 | 1-3 | 11-12 | 0 | 2 | 1 | 1 |
| Kansas '23 | ** | 21 | 6 | 40 | 5-18 | 1-6 | 10-11 | 4 | 1 | 0 | 1 |
| UConn '23 | ** | 17 | 3 | 34 | 4-12 | 1-3 | 8-9 | 2 | 2 | 0 | 1 |
| TOTALS | 4/3 | 56 | 21 | 121 | 12-41 | 3-12 | 29-32 | 7 | 7 | 1 | 3 |
| AVERAGES | | 14.0 | 5.3 | 30.3 | .293 | .250 | .906 | 1.8 | 1.8 | 0.3 | 0.9 |

#3 NICK SMITH Jr.

| | G/GS | PTS | REB | MIN | FG | 3PT | FT | AST | TO | STL | BLK |
|-----------------|------------|------------|------------|-------------|-------------|-------------|-------------|------------|------------|------------|-----------|
| Illinois '23 | ** | 6 | 0 | 28 | 2-10 | 0-2 | 2-3 | 0 | 2 | 1 | 0 |
| Kansas '23 | ** | 0 | 1 | 17 | 0-4 | 0-2 | 0-0 | 1 | 0 | 0 | 0 |
| UConn '23 | ** | 11 | 2 | 24 | 4-9 | 2-3 | 1-1 | 0 | 1 | 0 | 0 |
| TOTALS | 3/3 | 17 | 3 | 69 | 6-23 | 2-7 | 3-4 | 1 | 3 | 1 | 0 |
| AVERAGES | | 5.7 | 1.0 | 23.0 | .261 | .286 | .750 | 0.3 | 1.0 | 0.3 | -- |

#4 DAVONTE DAVIS

| | G/GS | PTS | REB | MIN | FG | 3PT | FT | AST | TO | STL | BLK |
|-------------------|-------------|-------------|------------|-------------|---------------|-------------|--------------|------------|------------|------------|------------|
| Colgate '21 | ** | 12 | 6 | 32 | 6-11 | 0-0 | 0-0 | 3 | 4 | 2 | 2 |
| Texas Tech '21 | ** | 15 | 6 | 37 | 7-15 | 0-1 | 1-2 | 1 | 1 | 0 | 0 |
| Oral Roberts '21 | ** | 16 | 8 | 35 | 7-13 | 0-0 | 2-2 | 2 | 2 | 0 | 0 |
| Baylor '21 | ** | 14 | 6 | 32 | 6-13 | 0-2 | 2-2 | 2 | 2 | 1 | 0 |
| Vermont '22 | */- | 14 | 3 | 36 | 6-10 | 1-2 | 1-1 | 3 | 1 | 2 | 0 |
| New Mexico St '22 | */- | 2 | 3 | 35 | 0-6 | 0-1 | 1-1 | 1 | 1 | 1 | 0 |
| Gonzaga '22 | */- | 6 | 3 | 25 | 2-7 | 0-2 | 2-2 | 2 | 1 | 1 | 0 |
| Duke | */- | 9 | 3 | 28 | 4-7 | 1-2 | 2-2 | 1 | 1 | 0 | 0 |
| Illinois '23 | ** | 16 | 6 | 30 | 7-14 | 2-4 | 0-0 | 1 | 4 | 4 | 0 |
| Kansas '23 | ** | 25 | 8 | 30 | 9-15 | 1-4 | 6-7 | 1 | 1 | 0 | 0 |
| UConn '23 | ** | 3 | 4 | 29 | 1-10 | 1-3 | 0-0 | 0 | 3 | 0 | 0 |
| TOTALS | 11/7 | 132 | 54 | 349 | 55-121 | 6-21 | 15-17 | 15 | 22 | 15 | 2 |
| AVERAGES | | 12.0 | 4.9 | 31.7 | .455 | .288 | .882 | 1.4 | 2.0 | 1.2 | 0.2 |

#5 JOSEPH PINION

| | G/GS | PTS | REB | MIN | FG | 3PT | FT | AST | TO | STL | BLK |
|---------------|------------|----------|----------|----------|------------|------------|------------|----------|----------|----------|----------|
| Illinois '23 | DNP | | | | | | | | | | |
| Kansas '23 | DNP | | | | | | | | | | |
| UConn '23 | */- | 0 | 1 | 4 | 0-2 | 0-2 | 0-0 | 0 | 0 | 0 | 0 |
| TOTALS | 1/- | 0 | 1 | 4 | 0-2 | 0-2 | 0-0 | 0 | 0 | 0 | 0 |

#11 JALEN GRAHAM

| | G/GS | PTS | REB | MIN | FG | 3PT | FT | AST | TO | STL | BLK |
|-----------------|------------|------------|------------|------------|-------------|------------|-------------|-----------|-----------|------------|------------|
| Illinois '23 | */- | 0 | 1 | 2 | 0-0 | 0-0 | 0-0 | 0 | 0 | 0 | 0 |
| Kansas '23 | */- | 2 | 0 | 4 | 1-2 | 0-0 | 0-0 | 0 | 0 | 0 | 0 |
| UConn '23 | */- | 5 | 4 | 9 | 2-2 | 0-0 | 0-1 | 0 | 0 | 1 | 1 |
| TOTALS | 3/- | 7 | 5 | 15 | 3-4 | 0-0 | 0-1 | 0 | 0 | 1 | 1 |
| AVERAGES | | 2.3 | 1.7 | 5.0 | .750 | -- | .000 | -- | -- | 0.3 | 0.3 |

#12 BARRY DUNNING Jr.

| | G/GS | PTS | REB | MIN | FG | 3PT | FT | AST | TO | STL | BLK |
|---------------|------------|----------|----------|----------|------------|------------|------------|----------|----------|----------|----------|
| Illinois '23 | DNP | | | | | | | | | | |
| Kansas '23 | DNP | | | | | | | | | | |
| UConn '23 | */- | 4 | 1 | 3 | 2-3 | 0-0 | 0-0 | 0 | 0 | 0 | 0 |
| TOTALS | 1/- | 4 | 1 | 3 | 2-3 | 0-0 | 0-0 | 0 | 0 | 0 | 0 |

#13 JORDAN WALSH

| | G/GS | PTS | REB | MIN | FG | 3PT | FT | AST | TO | STL | BLK |
|-----------------|------------|------------|------------|-------------|-------------|-------------|-------------|------------|------------|------------|-----------|
| Illinois '23 | */- | 6 | 4 | 27 | 2-8 | 0-1 | 2-3 | 1 | 1 | 3 | 0 |
| Kansas '23 | */- | 10 | 3 | 34 | 3-6 | 1-1 | 3-4 | 0 | 2 | 2 | 0 |
| UConn '23 | */- | 2 | 0 | 21 | 1-5 | 0-2 | 0-1 | 0 | 1 | 1 | 0 |
| TOTALS | 3/- | 18 | 7 | 81 | 6-19 | 1-4 | 5-8 | 1 | 4 | 5 | 0 |
| AVERAGES | | 6.0 | 2.3 | 27.0 | .316 | .250 | .625 | 0.3 | 1.3 | 2.7 | -- |

#15 MAKHI MITCHELL

| | G/GS | PTS | REB | MIN | FG | 3PT | FT | AST | TO | STL | BLK |
|-----------------|------------|------------|------------|-------------|-------------|------------|-------------|------------|------------|------------|------------|
| Illinois '23 | */- | 9 | 7 | 24 | 4-5 | 0-0 | 1-2 | 1 | 0 | 0 | 2 |
| Kansas '23 | */- | 6 | 2 | 20 | 3-4 | 0-0 | 0-1 | 0 | 2 | 2 | 1 |
| UConn '23 | */- | 2 | 0 | 21 | 1-4 | 0-0 | 0-0 | 0 | 1 | 1 | 0 |
| TOTALS | 3/- | 17 | 9 | 64 | 8-13 | 0-0 | 1-3 | 1 | 2 | 2 | 3 |
| AVERAGES | | 5.7 | 3.0 | 21.3 | .615 | -- | .333 | 0.3 | 0.7 | 0.7 | 1.0 |

#20 KAMANI JOHNSON

| | G/GS | PTS | REB | MIN | FG | 3PT | FT | AST | TO | STL | BLK |
|-------------------|------------|------------|------------|-------------|-------------|------------|-------------|------------|------------|-----------|-----------|
| Vermont '22 | DNP | | | | | | | | | | |
| New Mexico St '22 | DNP | | | | | | | | | | |
| Gonzaga '22 | */- | 0 | 0 | 3 | 0-1 | 0-0 | 0-0 | 0 | 0 | 0 | 0 |
| Duke | */- | 0 | 0 | 2 | 0-0 | 0-0 | 0-0 | 0 | 0 | 0 | 0 |
| Illinois '23 | ** | 5 | 5 | 13 | 2-5 | 0-0 | 1-1 | 0 | 0 | 0 | 0 |
| Kansas '23 | ** | 4 | 10 | 18 | 2-3 | 0-0 | 0-1 | 0 | 2 | 0 | 0 |
| UConn '23 | ** | 0 | 5 | 17 | 0-3 | 0-0 | 0-0 | 3 | 0 | 0 | 0 |
| TOTALS | 5/3 | 9 | 20 | 53 | 4-12 | 0-0 | 1-2 | 3 | 2 | 0 | 0 |
| AVERAGES | | 1.8 | 4.0 | 10.6 | .333 | -- | .500 | 0.6 | 0.4 | -- | -- |

#21 CADE ARBOGAST

| | G/GS | PTS | REB | MIN | FG | 3PT | FT | AST | TO | STL | BLK |
|-------------------|------------|----------|----------|-------------|------------|------------|------------|----------|----------|----------|----------|
| New Mexico St '22 | */- | 0 | 0 | 0:01 | 0-0 | 0-0 | 0-0 | 0 | 0 | 0 | 0 |
| UConn '23 | */- | 0 | 0 | 1:23 | 0-0 | 0-0 | 0-0 | 0 | 0 | 0 | 0 |
| TOTALS | 2/0 | 0 | 0 | 1:24 | 0-0 | 0-0 | 0-0 | 0 | 0 | 0 | 0 |

#22 MAKHEL MITCHELL

| | G/GS | PTS | REB | MIN | FG | 3PT | FT | AST | TO | STL | BLK |
|---------------|------------|----------|----------|----------|------------|------------|------------|----------|----------|----------|----------|
| Illinois '23 | */- | 1 | 0 | 3 | 0-0 | 0-0 | 1-2 | 0 | 0 | 0 | 0 |
| Kansas '23 | */- | 0 | 0 | 1 | 0-0 | 0-0 | 0-0 | 0 | 0 | 0 | 0 |
| UConn '23 | */- | 0 | 0 | 3 | 0-0 | 0-0 | 0-0 | 0 | 0 | 0 | 0 |
| TOTALS | 3/- | 1 | 0 | 7 | 0-0 | 0-0 | 1-2 | 0 | 0 | 0 | 0 |

#45 LAWSON BLAKE

| | G/GS | PTS | REB | MIN | FG | 3PT | FT | AST | TO | STL | BLK |
|-------------------|------------|----------|----------|-------------|------------|------------|------------|----------|----------|----------|----------|
| New Mexico St '22 | */- | 0 | 0 | 0:01 | 0-0 | 0-0 | 0-0 | 0 | 0 | 0 | 0 |
| UConn '23 | */- | 0 | 0 | 1:23 | 0-0 | 0-0 | 0-0 | 0 | 0 | 0 | 0 |
| TOTALS | 2/0 | 0 | 0 | 1:24 | 0-0 | 0-0 | 0-0 | 0 | 0 | 0 | 0 |

TEAM IN NCAA UNDER MUSS

| | | | | | | | | | |
|---------------------|--------|--------|----------|-----------|----------|--------|-------|--------|-------|
| Colgate '21, W | 85 pts | 36 reb | 29-64 FG | 5-16 3PT | 22-29 FT | 11 AST | 10 TO | 13 STL | 4 BLK |
| OPP | 68 pts | 42 reb | 23-58 FG | 12-27 3PT | 10-17 FT | 17 AST | 22 TO | 5 STL | 2 BLK |
| TX Tech '21, W | 68 pts | 36 reb | 26-62 FG | 4-17 3PT | 12-17 FT | 10 AST | 9 TO | 0 STL | 1 BLK |
| OPP | 66 pts | 38 reb | 22-61 FG | 10-20 3PT | 12-18 FT | 12 AST | 9 TO | 3 STL | 3 BLK |
| Oral Roberts '21, W | 72 pts | 46 reb | 29-77 FG | 1-9 3PT | 13-15 FT | 13 AST | 10 TO | 7 STL | 3 BLK |
| OPP | 70 pts | 35 reb | 26-61 FG | 8-31 3PT | 10-13 FT | 16 AST | 13 TO | 3 STL | 4 BLK |
| vs Baylor '21, L | 72 pts | 34 reb | 26-54 FG | 3-11 3PT | 17-23 FT | 13 AST | 15 TO | 5 STL | 5 BLK |
| OPP | 81 pts | 29 reb | 30-62 FG | 8-15 3PT | 13-17 FT | 17 AST | 9 TO | 9 STL | 5 BLK |
| Vermont '22, W | 75 pts | 39 reb | 24-56 FG | 7-21 3PT | 20-25 FT | 12 AST | 5 TO | 2 STL | 3 BLK |
| OPP | 71 pts | 32 reb | 26-58 FG | 9-24 3PT | 10-17 FT | 13 AST | 6 TO | 1 STL | 1 BLK |
| NM State '22, W | 53 pts | 34 reb | 14-51 FG | 3-16 3PT | 22-25 FT | 10 AST | 12 TO | 12 STL | 1 BLK |
| OPP | 48 pts | 41 reb | 18-53 FG | 6-26 3PT | 6-10 FT | 8 AST | 19 TO | 4 STL | 4 BLK |
| Gonzaga '22, W | 74 pts | 42 reb | 29-72 FG | 7-25 3PT | 9-14 FT | 13 AST | 8 TO | 6 STL | 6 BLK |
| OPP | 68 pts | 45 reb | 24-64 FG | 5-21 3PT | 15-20 FT | 9 AST | 15 TO | 5 STL | 3 BLK |
| Duke '22, L | 69 pts | 25 reb | 26-62 FG | 6-20 3PT | 11-11 FT | 12 AST | 11 TO | 6 | |

NCAA Tournament Results (50-35, .588)

36 NCAA Tournament Bids [35 appearances*]

* - The 1944 team earned an NCAA bid but was unable to participate due to an automobile accident prior to the tournament
next to team indicates NCAA tournament seed - (# in parenthesis indicate team's AP ranking)

| 2023 WEST REGIONAL | | #8 seed |
|--|-----------------------|---------|
| 1st RD: | #9 Illinois | W 73 63 |
| 2nd RD: | #1 (#4) Kansas | W 72 71 |
| Sweet 16: #4 (#10) UConn | | L 65 88 |

| 2022 WEST REGIONAL | | #4 seed (#17) |
|---|----------------------|---------------|
| 1st RD: | #13 Vermont | W 75 71 |
| 2nd RD: | #12 New Mexico State | W 53 48 |
| Sweet 16: #1 (#1) Gonzaga | | W 74 68 |
| ELITE 8: #2 (#9) Duke | | L 69 78 |

| 2021 SOUTH REGIONAL | | #3 seed (#10) |
|--|--------------------------|---------------|
| 1st RD: | #14 Colgate | W 85 68 |
| 2nd RD: | #4 seed (#21) Texas Tech | W 68 66 |
| Sweet 16: #15 Oral Roberts | | W 72 70 |
| ELITE 8: #1 (#3) Baylor | | L 72 81 |

| 2018 EAST REGIONAL | | #7 seed |
|--------------------|------------|---------|
| 1st RD: | #10 Butler | L 62 79 |

| 2017 SOUTH REGIONAL | | #8 seed |
|---------------------|-------------------------------|---------|
| 1st RD: | #9 Seton Hall | W 77 71 |
| 2nd RD: | #1 (#6) North Carolina | L 65 72 |

| 2015 WEST REGIONAL | | #5 seed (#21) |
|--|-------------------------|---------------|
| *1st RD: | #12 Wofford | W 56 53 |
| *2nd RD: | #4 (#15) North Carolina | L 78 87 |
| * First Four was considered 1st Rd game in 2015, followed by Rds 2 & 3 | | |

| 2008 EAST REGIONAL | | #9 seed |
|--------------------|-------------------------------|----------|
| 1st RD: | #8 (#24 coaches) Indiana | W 86 72 |
| 2nd RD: | #1 (#1) North Carolina | L 77 108 |

| 2007 EAST REGIONAL | | #12 seed |
|--------------------|------------------------|----------|
| 1st RD: | #5 Southern California | L 60 77 |

| 2006 OAKLAND REGIONAL | | #8 seed |
|-----------------------|-------------|---------|
| 1st RD: | #9 Bucknell | L 55 59 |

| 2001 WEST REGIONAL | | #7 seed |
|--------------------|----------------------|---------|
| 1st RD: | #10 (#21) Georgetown | L 61 63 |

| 2000 SOUTH REGIONAL | | #11 seed |
|---------------------|-----------------------|----------|
| 1st RD: | #6 (#23) Miami (Fla.) | L 71 75 |

| 1999 WEST REGIONAL | | #4 seed (#17) |
|--------------------|---------------|---------------|
| 1st RD: | #13 Siena | W 94 80 |
| 2nd RD: | #5 (#21) Iowa | L 72 82 |

| 1998 WEST REGIONAL | | #6 seed (#17) |
|--------------------|--------------|---------------|
| 1st RD: | #11 Nebraska | W 74 65 |
| 2nd RD: | #3 (#7) Utah | L 65 69 |

| 1996 EAST REGIONAL | | #12 seed |
|---|---------------------|----------|
| 1st RD: | #5 (#18) Penn State | W 86 80 |
| 2nd RD: | #4 (#20) Marquette | W 65 56 |
| Sweet 16: #1 (#1) Massachusetts | | L 63 79 |

| 1995 MIDWEST REGIONAL | | #2 seed (#6) |
|--|------------------------|--------------|
| 1st RD: | #15 Texas Southern | W 79 78 |
| 2nd RD: | #7 (#25) Syracuse (OT) | W 96 95 |
| Sweet 16: #6 Memphis (OT) | | W 96 91 |
| ELITE 8: #4 (#13) Virginia | | W 68 61 |

FINAL FOUR

| | | |
|------------|------------------------|---------|
| Semifinal: | #2 (#4) North Carolina | W 75 68 |
| Final: | #1 (#1) UCLA | L 78 89 |

NATIONAL RUNNER-UP

| 1994 MIDWEST REGIONAL | | #1 seed (#2) |
|--|------------------------|--------------|
| 1st RD: | #16 North Carolina A&T | W 94 79 |
| 2nd RD: | #9 Georgetown | W 85 73 |
| Sweet 16: #12 Tulsa | | W 103 84 |
| ELITE 8: #3 (#11) Michigan | | W 76 68 |

FINAL FOUR

| | | |
|------------|-----------------|---------|
| Semifinal: | #2 (#9) Arizona | W 91 82 |
| Final: | #2 (#6) Duke | W 76 72 |

NATIONAL CHAMPION

| 1993 EAST REGIONAL | | #4 seed (#14) |
|--|----------------|---------------|
| 1st RD: | #13 Holy Cross | W 94 64 |
| 2nd RD: | #5 St. John's | W 80 74 |
| Sweet 16: #1 (#4) North Carolina | | L 74 80 |

| 1992 MIDWEST REGIONAL | | #3 seed (#9) |
|-----------------------|------------------|--------------|
| 1st RD: | #14 Murray State | W 80 60 |
| 2nd RD: | #6 Memphis | L 80 82 |

| 1991 SOUTHEAST REGIONAL | | #1 seed (#2) |
|--|-------------------|--------------|
| 1st RD: | #16 Georgia State | W 117 76 |
| 2nd RD: | #8 Arizona State | W 97 90 |
| Sweet 16: #4 (#19) Alabama | | W 93 70 |
| ELITE 8: #3 (#12) Kansas | | L 81 93 |

| 1990 MIDWEST REGIONAL | | #4 seed (#7) |
|---|---------------|--------------|
| 1st RD: | #13 Princeton | W 68 64 |
| 2nd RD: | #12 Dayton | W 86 84 |
| Sweet 16: #8 North Carolina | | W 96 73 |
| ELITE 8: #10 Texas | | W 88 85 |

FINAL FOUR

| | | |
|------------|---------------|---------|
| Semifinal: | #3 (#15) Duke | L 83 97 |
|------------|---------------|---------|

| 1989 MIDWEST REGIONAL | | #5 seed |
|-----------------------|----------------------|-----------|
| 1st RD: | #12 Loyola-Marymount | W 120 101 |
| 2nd RD: | #4 (#12) Louisville | L 74 93 |

| 1988 SOUTHEAST REGIONAL | | #11 seed |
|-------------------------|--------------|----------|
| 1st RD: | #6 Villanova | L 74 82 |

| 1985 WEST REGIONAL | | #9 seed |
|--------------------|---------------------------|---------|
| 1st RD: | #8 Iowa | W 63 54 |
| 2nd RD: | #1 (#3) St. John's | L 65 68 |

| 1984 EAST REGIONAL | | #2 seed (#8) |
|---------------------|------------------|--------------|
| *2nd RD: | #7 Virginia (OT) | L 51 53 |
| * earned 1st rd bye | | |

| 1983 MIDEAST REGIONAL | | #4 seed (#9) |
|--|-----------|--------------|
| *2nd RD: | #5 Purdue | W 78 68 |
| Sweet 16: #1 (#2) Louisville | | L 63 65 |
| * earned 1st rd bye | | |

| 1982 MIDWEST REGIONAL | | #4 seed (#12) |
|-----------------------|-----------------|---------------|
| *2nd RD: | #5 Kansas State | L 64 65 |
| * earned 1st rd bye | | |

| 1981 MIDWEST REGIONAL | | #5 seed (#12) |
|-------------------------------------|---------------------|---------------|
| 1st RD: | #12 Mercer | W 73 67 |
| 2nd RD: | #4 (#12) Louisville | W 74 73 |
| Sweet 16: #1 (#4) LSU | | L 56 72 |

| 1980 MIDWEST REGIONAL | | #10 seed |
|-----------------------|-----------------|----------|
| 1st RD: | #7 Kansas State | L 53 71 |

| 1979 MIDWEST REGIONAL | | #2 seed (#5^) |
|--|----------------|---------------|
| *2nd RD: | #7 Weber State | W 74 63 |
| Sweet 16: #3 (#13) Louisville | | W 73 62 |
| ELITE 8: #1 (#1) Indiana State | | L 71 73 |

* earned 1st rd bye

^ Arkansas was ranked #7 for the Weber State game

| 1978 WEST REGIONAL | | #2L seed (#5^) |
|---|-----------------|----------------|
| NOTE: The 8-team regions had 4 automatic qualifiers (Q) and 4 at-large selections (L) | | |
| 1st RD: | #40 Weber State | W 73 52 |
| Sweet 16: #10 (#2) UCLA | | W 74 70 |
| ELITE 8: #4L Cal State Fullerton | | W 61 58 |

NOTE: The 8-team regions had 4 automatic qualifiers (Q) and 4 at-large selections (L)

| | | |
|--|-----------------|---------|
| 1st RD: | #40 Weber State | W 73 52 |
| Sweet 16: #10 (#2) UCLA | | W 74 70 |
| ELITE 8: #4L Cal State Fullerton | | W 61 58 |

FINAL FOUR

| | | |
|--------------|---------------------|---------|
| Semifinal: | #20 (#1) Kentucky | L 59 64 |
| Consolation: | #2L (#6) Notre Dame | W 71 69 |

NATIONAL 3RD-PLACE

^ Arkansas was ranked #7 for the Weber State game

| 1977 MIDWEST REGIONAL | | (#8) |
|-----------------------|-------------|---------|
| 1st RD: | Wake Forest | L 80 86 |

| 1958 MIDWEST REGIONAL | | |
|---------------------------------------|--|---------|
| Sweet 16: (#18) Oklahoma State | | L 40 65 |
| Consolation: (#3) Cincinnati | | L 62 97 |

| 1949 WESTERN REGIONAL | | (#20) |
|------------------------------|--|---------|
| ELITE 8: Oregon State | | L 38 56 |
| Consolation: Wyoming | | W 61 48 |

| 1945 WESTERN REGIONAL | | |
|------------------------|--|---------|
| ELITE 8: Oregon | | W 79 76 |

FINAL FOUR

| | | |
|------------------------------|------------------|---------|
| Semifinal: | Oklahoma State + | L 41 68 |
| + known as Oklahoma A&M then | | |

1944

Team earned an NCAA Berth but did not participate due to automobile accident

| 1941 WESTERN REGIONAL | | |
|-------------------------|--|---------|
| ELITE 8: Wyoming | | W 52 40 |

FINAL FOUR

| | | |
|------------|-------------------|---------|
| Semifinal: | Washington State+ | L 53 64 |
|------------|-------------------|---------|





2022-23 SEC STANDINGS



FINAL

| | SEC | PCT. | HOME | AWAY | OVERALL | PCT. | HOME | ROAD | NEUTRAL | STRK |
|----------------------|-------------|-------------|------------|------------|--------------|-------------|-------------|------------|------------|-----------|
| 1. Alabama | 16-2 | .889 | 9-0 | 7-2 | 31-6 | .838 | 15-0 | 9-3 | 7-3 | L1 |
| 2. Texas A&M | 15-3 | .833 | 9-0 | 6-3 | 25-10 | .714 | 15-1 | 7-4 | 3-5 | L2 |
| 3. Kentucky | 12-6 | .667 | 6-3 | 6-3 | 22-12 | .647 | 14-4 | 6-4 | 2-4 | L1 |
| 4. Missouri | 11-7 | .611 | 7-2 | 4-5 | 25-10 | .714 | 16-3 | 5-5 | 4-2 | L1 |
| Tennessee | 11-7 | .611 | 7-2 | 4-5 | 25-11 | .694 | 14-2 | 4-6 | 7-3 | L1 |
| Vanderbilt | 11-7 | .611 | 7-2 | 4-5 | 22-15 | .595 | 14-6 | 5-6 | 3-3 | L1 |
| 7. Auburn | 10-8 | .556 | 7-2 | 3-6 | 21-13 | .618 | 14-2 | 4-8 | 3-3 | L1 |
| 8. Florida | 9-9 | .500 | 6-3 | 3-6 | 16-17 | .485 | 10-6 | 4-7 | 2-4 | L2 |
| 9. Mississippi State | 8-10 | .444 | 5-4 | 3-6 | 21-13 | .618 | 12-4 | 4-6 | 5-3 | L2 |
| Arkansas | 8-10 | .444 | 6-3 | 2-7 | 22-14 | .611 | 13-3 | 2-8 | 7-3 | L1 |
| 11. Georgia | 6-12 | .333 | 5-4 | 1-8 | 16-16 | .500 | 13-4 | 1-10 | 2-2 | L6 |
| 12. South Carolina | 4-14 | .222 | 1-8 | 3-6 | 11-21 | .344 | 7-8 | 4-8 | 0-5 | L1 |
| 13. Ole Miss | 3-15 | .167 | 1-8 | 2-7 | 12-21 | .364 | 7-10 | 2-9 | 3-2 | L1 |
| 14. LSU | 2-16 | .111 | 2-7 | 0-9 | 14-19 | .424 | 10-8 | 0-9 | 4-2 | L1 |

| AP (FINAL) | |
|---------------------|------------|
| 1 ALABAMA (48) | 29-5 1,508 |
| 2 Houston (9) | 31-3 1,404 |
| 3 Purdue (3) | 29-5 1,367 |
| 4 KANSAS | 27-7 1,303 |
| 5 Texas | 26-8 1,276 |
| 6 Marquette | 28-6 1,244 |
| 7 UCLA | 29-5 1,209 |
| 8 Arizona | 28-6 1,155 |
| 9 Gonzaga | 28-5 1,046 |
| 10 UCONN | 25-8 854 |
| 11 BAYLOR | 22-10 779 |
| 12 Duke | 26-8 763 |
| 13 Xavier | 25-9 738 |
| 14 Virginia | 25-7 711 |
| 15 Kansas State | 23-9 709 |
| 16 Miami (Fla.) | 25-7 581 |
| 17 TEXAS A&M | 25-9 562 |
| 18 SAN DIEGO STATE | 27-6 550 |
| 19 Saint Mary's | 26-7 426 |
| 20 TENNESSEE | 23-10 381 |
| 21 Indiana | 22-11 332 |
| 22 TCU | 21-12 254 |
| 23 MISSOURI | 24-9 171 |
| 24 Memphis | 26-8 110 |
| 25 Florida Atlantic | 31-3 99 |

| COACHES (FINAL) | |
|--------------------|-----------|
| 1 Connecticut (32) | 31-8 800 |
| 2 SAN DIEGO ST. | 32-7 688 |
| 3 Miami-Florida | 29-8 665 |
| 4 ALABAMA | 31-6 629 |
| 5 Florida Atlantic | 35-4 615 |
| 6 Houston | 33-4 614 |
| 7 Texas | 29-9 587 |
| 8 UCLA | 31-6 532 |
| 9 Kansas State | 26-10 516 |
| 10 Gonzaga | 31-6 514 |
| 11 KANSAS | 28-8 434 |
| 12 CREIGHTON | 24-13 426 |
| 13 Purdue | 29-6 424 |
| 14 Marquette | 29-7 422 |
| 15 Xavier | 27-10 332 |
| 16 TENNESSEE | 25-11 284 |
| 17 Arizona | 28-7 282 |
| 18 Duke | 27-9 232 |
| 19 BAYLOR | 23-11 216 |
| 20 Michigan St. | 21-13 203 |
| 21 ARKANSAS | 22-14 174 |
| 22 Saint Mary's | 27-8 149 |
| 23 Virginia | 25-8 112 |
| 24 Indiana | 23-12 97 |
| 25 TEXAS A&M | 25-10 88 |

RECEIVING VOTES: CREIGHTON 94, Oral Roberts 58, KENTUCKY 39, Iowa State 32, VCU 26, Utah State 15, Penn State 11, Charleston 10, West Virginia 2, Drake 2, Kent State 2, Northwestern 2

RECEIVING VOTES: TCU 82; Princeton 54; KENTUCKY 46; MISSOURI 42; Penn St. 31; North Texas 26; Maryland 25; North-western 13; AUBURN 10; Southern Cal 9; West Virginia 8; Memphis 8; Iowa State 5; Pittsburg 2; UAB 1; Providence 1; Oral Roberts 1; Fairleigh Dickinson 1.

| SEC IN THE NCAA | |
|-----------------------------------|------------|
| NCAA FIRST FOUR | SEC RESULT |
| #11 Mississippi State vs #11 Pitt | L, 60-59 |
| NCAA FIRST ROUND | SEC RESULT |
| #1 Alabama vs #16 TX A&M CC | W, 96-75 |
| #4 Tennessee vs #13 Louisiana | W, 96-75 |
| #6 Kentucky vs #11 Providence | W, 61-53 |
| #7 Missouri vs #10 Utah State | W, 76-65 |
| #7 Texas A&M vs #10 Penn State | L, 76-59 |
| #8 ARKANSAS VS #9 ILLINOIS | W, 73-63 |
| #9 Auburn vs #8 Iowa | W, 76-65 |
| NCAA SECOND ROUND | SEC RESULT |
| #1 Alabama vs #8 Maryland | W, 73-51 |
| #4 Tennessee vs #5 Duke | W, 65-52 |
| #6 Kentucky vs #3 Kansas State | L, 75-69 |
| #7 Missouri vs #15 Princeton | L, 78-63 |
| #8 ARKANSAS VS #1 KANSAS | W, 72-71 |
| #9 Auburn vs #1 Houston | L, 81-64 |
| NCAA SWEET 16 | SEC RESULT |
| #1 Alabama vs #5 San Diego St | L, 71-64 |
| #4 Tennessee vs FAU | L, 62-55 |
| #8 Arkansas vs #4 UConn | L, 88-65 |

| HOGS RANKING BY WEEK | | | | |
|----------------------|------------|-------|---------|--|
| WEEK | AP | COACH | NET | |
| Preseason | 10 | 10 | No Poll | |
| Nov. 14 | 9 | 10 | No Poll | |
| Nov. 21 | 9 | 9 | No Poll | |
| Nov. 28 | T11 | 11 | No Poll | |
| Dec. 5 | 9 | 8 | 25 | |
| Dec. 12 | 10 | 10 | 24 | |
| Dec. 19 | 10 | 8 | 17 | |
| Dec. 26 | 9 | 7 | 10 | |
| Jan. 2 | 13 | 13 | 12 | |
| Jan. 9 | 15 | 16 | 16 | |
| Jan. 16 | 25 | 25 | 27 | |
| Jan. 23 | T33 RV (9) | -- | 27 | |
| Jan. 30 | T39 RV (9) | -- | 28 | |
| Feb. 6 | 34 RV (11) | -- | 29 | |
| Feb. 13 | 35 RV (4) | -- | 23 | |
| Feb. 20 | 32 RV (6) | -- | 19 | |
| Feb. 27 | 34 RV (7) | -- | 14 | |
| Mar 6 | 34 RV (2) | -- | 18 | |
| Mar 13 | -- | -- | 21 | |
| Apr. 4 | No Poll | 21 | 20 | |

ARKANSAS IN THE POLLS

Ranking in AP Poll unless "*" indicating only ranked in the Coaches Poll

| As | Overall | H | A | N | Last Meeting | Last Win |
|--------|---------|--------|-------------|---------------------------|---|--|
| As #1 | 16-4 | 8-0 | 6-2 | 2-2 | W, 97-79 vs #14 Georgetown @MEM (11/27/94) | Same |
| As #2 | 38-4 | 17-1 | 7-0 | 14-3 | W, 76-72 vs #2 Duke @NCAA (4/4/94) | Same |
| As #3 | 29-5 | 13-0 | 10-5 | 6-0 | W, 97-79 vs Tennessee (1/7/95) | Same |
| As #4 | 13-2 | 8-0 | 3-2 | 2-0 | W, 94-71 at Missouri (12/3/94) | Same |
| As #5 | 13-8 | 1-1 | 2-4 | 10-3 | L (OT), 95-93 vs #3 Kentucky @SEC (3/12/95) | 69-58 vs #20 Alabama @SEC (3/11/95) |
| As #6 | 18-3 | 6-0 | 5-0 | 7-3 | L, 89-78 vs #1 UCLA @NCAA (4/3/95) | 75-68 vs #4 N. Carolina @NCAA (4/1/95) |
| As #7 | 18-1 | 4-0 | 7-0 | 7-1 | W, 68-66 vs Auburn (3/4/95) | Same |
| As #8 | 9-10 | 6-1 | 1-5 | 2-4 | L, 78-71 vs LSU @SEC (3/13/21) | 70-64 vs Missouri @SEC (3/12/21) |
| As #9 | 27-7 | 7-1 | 6-2 | 15-4 | L, 60-57 at LSU (12/28/22) | 88-78 vs Oklahoma (12/10/22) @ Tulsa |
| As #10 | 20-4 | 11-1 | 2-1 | 7-2 | W, 85-51 vs UNC Asheville (12/21/22) | Same |
| As #11 | 22-6 | 12-2 | 6-4 | 4-0 | W, 99-58 vs San Jose St (12/03/22) | Same |
| As #12 | 22-9 | 11-0 | 8-5 | 2-4 | L, 88-66 vs Oklahoma (12/11/21) | 86-66 vs Charlotte (12/8/21) |
| As #13 | 18-6 | 12-1 | 3-5 | 3-0 | L, 72-59 at #22 Auburn (1/7/23) | 74-68 vs #20 Missouri (1/4/23) |
| As #14 | 29-5 | 13-0 | 8-2 | 3-3 | L, 78-74 at #13 Tennessee (3/5/22) | 77-73 vs LSU (3/2/22) |
| As #15 | 16-6 | 4-2 | 9-2 | 3-2 | L, 97-84 at Vanderbilt (1/4/23) | 90-68 vs Tennessee State (11/7/00) |
| As #16 | 17-5 | 12-0 | 3-4 | 2-1 | W, 93-80 vs UNI (11/17/21) | Same |
| As #17 | 18-9 | 5-0 | 5-2 | ***8-7 | W, 69-78 vs #9 Duke @NCAA (3/26/22) | 74-68 vs #1 Gonzaga @NCAA (3/24/22) |
| As #18 | 20-9 | *10-4 | 8-4 | 2-1 | W, 75-73 vs #6 Kentucky (2/26/22) | Same |
| As #19 | 16-7 | 8-2 | 3-3 | 5-2 | L, 96-82 vs Ole Miss (1/17/15) | 67-45 vs Wofford (11/9/07) |
| As #20 | 24-4 | **11-0 | 1-0****12-4 | W, 83-75 vs LSU (2/27/21) | Same | |
| As #21 | 6-4 | 3-0 | 0-1 | 3-3 | L, 87-78 vs #15 N. Carolina @NCAA (3/21/15) | 56-53 vs Wofford @NCAA (3/19/15) |
| As #22 | 8-5 | 4-1 | 2-3 | 2-1 | L, 78-77 at Auburn (1/6/18) | 84-79 (OT) vs Miss State @SEC (3/6/99) |
| As #23 | 7-1 | 5-0 | 2-1 | 0-0 | W, 58-48 vs #16 Tennessee (2/19/22) | Same |
| As #24 | 7-1 | 4-0 | 3-0 | 0-1 | L, 89-81 vs Hofstra @ NLR (12/18/21) | Same |
| As #25 | 6-3 | 6-0 | 0-3 | 0-1 | W, 69-57 vs Ole Miss (01/21/23) | Same |
| TOT. | 437-128 | 201-17 | 110-60 | 126-52 | W, 69-57 vs Ole Miss (01/21/23) | Same |

ARKANSAS VERSUS THE POLLS

Ranking in AP Poll unless "*" indicating only ranked in the Coaches Poll

| Vs | Overall | H | A | N | Last Meeting | Last Win |
|--------|---------|-------|-------|-------|---|--|
| Vs #1 | 3-11 | 1-2 | 0-2 | 2-7 | W, 74-68 vs Gonzaga @NCAA (03/24/22) | Same |
| Vs #2 | 6-9 | 5-2 | 0-6 | 1-1 | L, 86-83 at Alabama (2/25/23) | Same |
| Vs #3 | 0-15 | 0-1 | 0-3 | 0-11 | L, 81-72 vs Baylor @ NCAA (3/29/21) | -- |
| Vs #4 | 6-13 | 2-3 | 1-7 | 3-3 | W, 72-71 vs Kansas @ NCAA (3/18/23) | Same |
| Vs #5 | 4-4 | 4-1 | 0-1 | 0-2 | W, 74-71 vs Texas A&M (1/27/16) | Same |
| Vs #6 | 7-11 | 4-3 | 0-5 | 3-3 | W, 75-73 vs Kentucky (2/26/22) | Same |
| Vs #7 | 1-5 | 1-0 | 0-1 | 0-4 | W, 67-64 vs Texas (1/6/09) | Same |
| Vs #8 | 3-4 | 2-0 | 1-3 | 0-1 | L, 82-65 vs Kentucky @SEC (3/12/17) | 88-61 vs Alabama (1/6/07) |
| Vs #9 | 2-6 | 0-0 | 1-4 | 1-2 | L, 78-69 vs Duke @NCAA (3/26/22) | 91-82 vs Arizona @NCAA (4/2/94) |
| Vs #10 | 5-6 | 2-2 | 2-1 | 1-3 | L, 88-65 vs UConn @NCAA (03/23/23) | (OT), 86-81 at Missouri (2/13/21) |
| Vs #11 | 5-8 | 2-2 | 1-4 | 2-2 | L (OT), 79-76 vs Auburn (2/4/20) | 104-93 vs Missouri (12/5/95) |
| Vs #12 | 7-10 | 2-2 | 2-5 | *3-3 | L, 75-57 at Tennessee (2/28/23) | Same |
| Vs #13 | 6-4 | 3-0 | 0-2 | 3-2 | L, 78-74 at Tennessee (3/5/22) | 87-85 vs Kentucky (1/14/14) |
| Vs #14 | 5-7 | 3-2 | 0-3 | 2-2 | L, 67-64 at Texas Tech (1/26/19) | 91-82 vs Auburn (2/27/18) |
| Vs #15 | 3-5 | 3-0 | 0-2 | 0-3 | L, 87-78 vs N. Carolina @NCAA (3/21/15) | 98-88 vs Mississippi State (1/7/12) |
| Vs #16 | 4-7 | 2-2 | 0-4 | 2-1 | W, 58-48 vs Tennessee (2/19/22) | Same |
| Vs #17 | 4-4 | 1-2 | 1-1 | 2-1 | L, 67-64 at Baylor (1/28/23) | (OT), 78-74 vs San Diego St (11/23/22) |
| Vs #18 | 5-8 | 1-2 | 2-3 | 2-3 | L, 67-61 vs Texas A&M @SEC (3/10/23) | 80-73 at Ole Miss (1-31-10) |
| Vs #19 | 8-3 | 3-1 | 3-1 | 2-1 | W, 90-89 at LSU (2/2/19) | Same |
| Vs #20 | 11-5 | 5-2 | 1-2 | 5-1 | W, 74-68 vs Missouri (1/5/23) | Same |
| Vs #21 | 5-3 | 2-1 | 1-0 | 2-2 | W, 68-66 vs TX Tech @NCAA (3/21/21) | Same |
| Vs #22 | 4-3 | 4-1 | 0-2 | 0-0 | L, 72-59 at #22 Auburn (1/7/23) | (OT), 77-76 vs Kentucky (2/23/11) |
| Vs #23 | 3-8 | 1-2 | 0-4 | 2-2 | L, 88-79 vs Kentucky (3/4/23) | Same |
| Vs #24 | 2-4 | 1-2 | *0-1 | *1-1 | *L, 90-59 at Alabama (1/16/21) | *86-72 vs Indiana @NCAA (3/21/08) |
| Vs #25 | 4-5 | *3-2 | *0-1 | 1-2 | L, 62-56 at Texas A&M (2/15/16) | 82-74 vs Vanderbilt (1/31/12) |
| TOT. | 113-167 | 57-36 | 16-68 | 40-63 | L, 88-65 vs #10 UConn @ NCAA (3/23/23) | Same |

RANKED ARKANSAS VS SEC RANKED OPPONENT

| Overall | H | A | N |
|---------|------|------|-------|
| 48-50 | 18-4 | 4-16 | 26-30 |

LAST TIME: #13 ARK at #22 AUB - L, 72-59 (01/07/23) LAST W: 74-68 v #20 MIZ (01/04/23)
 LAST W at Home: #13 ARK v #20 MIZ - W, 74-68 (01/04/23)
 LAST W on Road: #10 ARK at #18 BAMA - W, 86-80 (2/15/95)
 LAST W vs Neutral: #9 ARK vs #17 AZTECS - W, 78-74 (ot) (11/23/22)

LAST TIME HOGS WON AS TOP 25

| HOME | ROAD | NEUTRAL |
|----------------------------|----------------------|------------------------|
| #1: Miss State 3/5/94 | LSU 3/2/94 | Georgetown 11/27/94 |
| #2: NW (La) St 12/4/93 | Baylor 1/26/91 | Duke 4/4/94 |
| #3: Tennessee 1/7/95 | Ole Miss 1/4/95 | Iowa 12/30/94 |
| #4: Jackson St 11/30/94 | Missouri 12/03/94 | SMU 3/2/78 |
| #5: Miss State 1/1/95 | Tennessee 1/29/94 | Alabama 3/11/95 |
| #6: Montevallo 2/5/94 | UAB 1/27/90 | N. Carolina 4/11/95 |
| #7: Auburn 3/4/95 | Florida 2/28/95 | Texas 3/24/90 |
| #8: Montevallo 2/25/95 | LSU 2/22/95 | Missouri 3/12/21 |
| #9: Oklahoma 12/10/22 | S. Carolina 1/21/95 | San Diego St. 11/23/22 |
| #10: UNCA 12/21/22 | Alabama 2/15/95 | Oral Roberts 3/27/21 |
| #11: San Jose St 12/03/22 | S. Alabama 11/29/89 | Alabama St. 12/2/91 |
| #12: Charlotte 12/7/21 | S. Carolina 3/2/21 | St. Louis 12/26/97 |
| #13: Missouri 01/04/23 | S. Carolina 1/9/93 | San Diego St. 12/31/81 |
| #14: LSU 3/2/22 | Alabama 2/13/93 | St. John's 3/20/93 |
| #15: Tenn State 11/27/00 | Miss State 1/31/98 | LSU 03/11/22 |
| #16: UNI 11/17/21 | S. Alabama 12/30/91 | Tennessee 3/6/98 |
| #17: SE Mo. State 11/27/82 | Florida 2/6/93 | Gonzaga 3/24/22 |
| #18: Kentucky 2/26/22 | Florida 2/22/22 | VCU 11/18/07 |
| #19: Wofford 11/9/07 | Wake Forest 12/23/98 | N. Mexico St. 11/21/98 |
| #20: LSU 2/27/21 | LSU 1/2/99 | Texas * 3/12/89 |
| #21: North Texas 12/05/00 | -- | Wofford 3/19/15 |
| #22: Providence 1/23/99 | Memphis 1/10/98 | Miss State 3/6/99 |
| #23: Tennessee 2/19/22 | Missouri 2/15/22 | -- |
| #24: Florida 2/16/21 | Ole Miss 2/14/15 | -- |
| #25: Iowa 11/30/14 | -- | -- |

LAST TIME HOGS WON VS TOP 25

| HOME | ROAD | NEUTRAL |
|------------------------|------------------|---------------------------|
| #1: Auburn 2/9/22 | -- | Gonzaga 3/12/22 |
| #2: Florida 2/5/13 | -- | UCLA 3/16/78 |
| #3: -- | (0-1) | -- |
| #4: Oklahoma 12/30/08 | -- | -- |
| #5: Texas A&M 1/27/16 | -- | -- |
| #6: Kentucky 2/26/22 | -- | Duke 4/4/94 |
| #7: Texas 1/6/09 | -- | -- |
| #8: Alabama 1/6/07 | Kentucky 1/25/92 | -- |
| #9: -- | Arizona 12/6/92 | Arizona 4/2/94 |
| #10: Florida 2/18/06 | Missouri 2/13/21 | LSU 3/11/00 |
| #11: Missouri 12/5/95 | Texas 2/1/79 | Missouri 11/28/80 |
| #12: Texas 2/6/82 | LSU (2-4) | Fresno St. 11/29/97 |
| #13: Kentucky 1/14/14 | -- | (0-1) Virginia 3/26/95 |
| #14: Auburn 2/27/18 | -- | (0-3) Georgetown 11/27/94 |
| #15: Miss State 1/7/12 | -- | -- |
| #16: Tennessee 2/19/22 | -- | (0-4) Florida 3/10/06 |
| #17: Ole Miss 2/5/10 | Kentucky 2/27/14 | San Diego St 11/23/22 |
| #18: Vanderbilt 3/1/08 | Ole Miss 1/31/10 | Vanderbilt 3/14/08 |
| #19: Auburn 3/5/00 | LSU 2/2/19 | Alabama 3/21/91 |
| #20: Missouri 10/5/23 | Alabama 2/28/01 | Marquette 3/16/96 |
| #21: Texas A&M 2/ | | |

VERSUS 2022-23 OPPONENTS

NON-CONFERENCE

| School | Gms | Series Record | H | A | N | Last Meeting |
|--------------------|-----|-----------------------|-------|-------|-----|--------------------------------|
| Baylor | 145 | Arkansas Leads, 96-49 | 53-11 | 37-33 | 6-5 | A - L, 67-64 (2/28/23) |
| Bradley | 1 | Arkansas Leads, 1-0 | 0-0 | 0-0 | 1-0 | N - W, 76-57 (12/17/22) @ NLR |
| Connecticut | 5 | UConn Leads, 4-1 | 0-0 | 0-1 | 1-3 | N - L, 88-65 03/23/23 @ NCAA |
| Creighton | 3 | Creighton Leads, 2-1 | 0-0 | 0-1 | 2-0 | N - L, 90-87 (11/22/22) |
| Fordham | 3 | Arkansas Leads, 2-1 | 1-0 | 0-0 | 1-1 | H - W, 64-48 (11/11/22) |
| Illinois | 6 | Illinois leads, 5-1 | -- | 0-1 | 1-4 | N - W, 73-63 (03/16/23) |
| Kansas | 14 | Kansas leads, 8-6 | 2-2 | 1-4 | 3-2 | N - W, 72-71 03/18/23 @ NCAA |
| Louisville | 8 | Series Tied 4-4 | 0-1 | 1-0 | 3-3 | N - W, 80-54 (11/21/22) |
| North Dakota State | 2 | Arkansas Leads, 2-0 | 2-0 | 0-0 | 0-0 | H - W, 76-58 (11/07/22) |
| Oklahoma | 30 | Arkansas Leads, 19-13 | 8-5 | 3-7 | 6-1 | N - W, 88-78 (12/10/22) @Tulsa |
| San Diego State | 3 | Arkansas Leads, 3-0 | 0-0 | 0-0 | 3-0 | N - W, 78-74 (ot) (11/23/22) |
| San Jose State | 1 | Arkansas Leads, 1-0 | 1-0 | 0-0 | 0-0 | H - W, 99-58 (12/03/22) |
| South Dakota State | 1 | Arkansas Leads, 1-0 | 1-0 | 0-0 | 0-0 | H - W, 71-56 (11/16/22) |
| Troy | 6 | Arkansas Leads, 5-1 | 3-1 | 0-0 | 2-0 | H - W, 74-61 (11/28/22) |
| UNC Asheville | 1 | Arkansas Leads, 1-0 | 1-0 | 0-0 | 0-0 | H - W, 85-51 (12/21/22) |
| UNC Greensboro | 2 | Arkansas Leads, 2-0 | 2-0 | 0-0 | 0-0 | H - W, 65-58 (12/06/22) |

SOUTHEASTERN CONFERENCE

| School | Gms | Series Record | H | A | N | Last Meeting |
|-------------------|------|------------------------|-------|-------|------|-------------------------|
| Alabama | 68 | Arkansas Leads, 36-32 | 20-7 | 8-23 | 8-2 | A - L, 86-83 (02/25/23) |
| • SEC Only | 58 | Series Tied, 29-29 | 20-7 | 8-21 | 1-1 | |
| Auburn | 59 | Arkansas Leads, 38-21 | 23-5 | 13-15 | 2-1 | N - W, 76-73 (03/09/23) |
| • SEC Only | 58 | Arkansas Leads, 38-20 | 23-5 | 13-15 | 2-0 | |
| Florida | 41 | Arkansas Trails, 15-26 | 10-7 | 3-14 | 2-5 | H - W, 84-65 (02/18/23) |
| • SEC Only | SAME | | | | | |
| Georgia | 42 | Arkansas Leads, 26-16 | 13-3 | 6-10 | 6-3 | H - W, 97-65 (02/22/23) |
| • SEC Only | SAME | | | | | |
| Kentucky | 48 | Arkansas Trails, 14-34 | 8-9 | 5-15 | 1-10 | H - L, 88-79 (03/04/23) |
| • SEC Only | 43 | Arkansas Trails, 14-29 | 8-9 | 5-13 | 1-8 | |
| LSU | 77 | Arkansas Leads, 42-35 | 23-8 | 13-20 | 6-7 | H - W, 60-40 (01/24/23) |
| • SEC Only | 68 | Arkansas Leads, 38-30 | 23-8 | 12-19 | 3-3 | |
| Ole Miss | 85 | Arkansas Leads, 52-33 | 18-11 | 10-20 | 24-2 | H - W, 67-57 (01/21/23) |
| • SEC Only | 56 | Arkansas Leads, 30-27 | 18-10 | 10-18 | 1-0 | |
| Mississippi State | 68 | Arkansas Leads, 35-33 | 23-9 | 7-23 | 5-1 | H - L, 70-64 (02/11/23) |
| • SEC Only | 59 | Arkansas Leads, 30-29 | 22-8 | 6-21 | 2-0 | |
| Missouri | 60 | Arkansas Leads, 33-27 | 19-10 | 12-17 | 2-0 | A - L, 76-79 (01/18/23) |
| • SEC Only | 23 | Arkansas Leads, 14-9 | 9-2 | 4-7 | 1-0 | |
| South Carolina | 38 | Arkansas Leads, 23-15 | 12-5 | 8-8 | 3-2 | A - W, 65-63 (02/04/23) |
| • SEC Only | SAME | | | | | |
| Tennessee | 47 | Arkansas Trails, 22-25 | 12-4 | 4-16 | 6-5 | A - L, 75-57 (02/28/23) |
| • SEC Only | 43 | Arkansas Trails, 19-24 | 12-4 | 4-16 | 3-4 | |
| Texas A&M | 167 | Arkansas Leads, 106-61 | 61-15 | 38-40 | 7-6 | N - L, 67-61 (02/10/23) |
| • SEC Only | 21 | Arkansas Leads 11-10 | 9-1 | 2-7 | 0-2 | |
| Vanderbilt | 43 | Arkansas Leads, 29-14 | 16-4 | 8-9 | 5-1 | A - L, 97-84 (01/14/23) |
| • SEC Only | 41 | Arkansas Leads 28-13 | 15-4 | 8-8 | 5-1 | |

AT THE SEC TOURNEY

Overall: 30-30

1st Rd: 4-10

2nd Rd: 2-2

Quarterfinal: 16-3

Semifinal: 7-9

Final: 1-6

RECORD BY OPPONENT

| Opponent | Record | Last Meeting |
|-------------------|--------|------------------------|
| Alabama | 1-1 | 1995, W, 69-58 (Semis) |
| Auburn | 2-0 | 2023, W, 76-73 (2nd) |
| Florida | 2-5 | 2019, L, 66-50 (2nd) |
| Georgia | 6-3 | 2015, W, 60-49 (Semis) |
| Kentucky | 1-9 | 2017, L, 82-65 (Final) |
| LSU | 3-3 | 2022, W, 79-67 (Semis) |
| Ole Miss | 1-0 | 2017, W, 73-72 (Quart) |
| Mississippi State | 2-0 | 2007, W, 81-72 (Semis) |
| Missouri | 1-0 | 2021, W, 70-64 (Quart) |
| South Carolina | 3-2 | 2018, W, 69-64 (2nd) |
| Tennessee | 3-4 | 2018, L, 84-66 (Semis) |
| Texas A&M | 0-2 | 2023, L, 67-61 (Quart) |
| Vanderbilt | 5-1 | 2020, W, 86-73 (1st) |

AT THE NCAA TOURNEY

Overall: 50-35

1st Rd: 19-8

2nd Rd: 12-10

Sweet 16: 8-6

Elite 8: 6-5

Final Four: 2-4

Championship: 1-1

- Regional/Final Consolations: 2-1

RECORD BY OPPONENT

| Opponent | Record | Last Meeting |
|------------------|--------|------------------------------|
| Alabama | 1-0 | 1991, W, 93-70 (Sweet 16) |
| Arizona | 1-0 | 1994, W, 91-82 (Final 4) |
| Arizona State | 1-0 | 1991, W, 91-90 (2nd) |
| Baylor | 0-1 | 2021, L, 81-72 (Elite 8) |
| Bucknell | 0-1 | 2006, L, 59-55 (1st) |
| Butler | 0-1 | 2018, L, 79-62 (1st) |
| Cal St-Fullerton | 1-0 | 1979, W, 61-58 (Elite 8) |
| Cincinnati | 0-1 | 1958, L, 97-62 (Final 4 con) |
| Colgate | 1-0 | 2021, W, 85-68 (1st) |
| Connecticut | 0-1 | 2023, L, 88-65 (Sweet 16) |
| Dayton | 1-0 | 1990, W, 86-84 (2nd) |
| Duke | 1-2 | 2022, L, 78-69 (Elite 8) |
| Georgetown | 1-1 | 2001, L, 63-61 (1st) |
| Georgia State | 1-0 | 1991, W, 117-76 (1st) |
| Gonzaga | 1-0 | 2022, W, 74-68 (Sweet 16) |
| Holy Cross | 1-0 | 1993, W, 94-64 (1st) |
| Illinois | 0-1 | 2023, W, 73-74 (1st) |
| Indiana | 1-0 | 2008, W, 86-72 (1st) |
| Indiana State | 0-1 | 1979, L, 73-71 (Elite 8) |
| Iowa | 1-1 | 1999, L, 82-72 (2nd) |
| Kansas | 1-1 | 2023, W, 72-71 (2nd) |
| Kansas State | 0-2 | 1982, L, 65-64 (2nd) |
| Kentucky | 0-1 | 1979, L, 64-59 (Final 4) |
| LSU | 0-1 | 1981, L, 75-56 (Sweet 16) |
| Louisville | 2-2 | 1989, L, 93-74 (2nd) |
| Loyola-Marymount | 1-0 | 1989, W, 120-101 (1st) |
| Marquette | 1-0 | 1996, W, 65-56 (2nd) |
| UMass | 0-1 | 1996, L, 79-63 (Sweet 16) |
| Memphis | 1-1 | 1995, W, 96-91 OT (Sweet 16) |
| Mercer | 0-1 | 1981, W, 73-67 (1st) |
| Miami (Fla.) | 0-1 | 2000, L, 75-71 (1st) |
| Michigan | 1-0 | 1994, W, 76-68 (Elite 8) |



#PROHOGS

41

NBA Draft Selections

16

All-Star Game Appearances

14

All-Defensive Team Honors

PATRICK BEVERLEY

- 11th Year in NBA
- 3x NBA All-Defensive Team
- 2009 - 2nd RD/42nd overall

DANIEL GAFFORD

- 4th Year in NBA
- 2019 - 2nd RD/38th overall

ISAIAH JOE

- 3rd Year in NBA
- 2020 - 2nd RD/49th overall

MOSES MOODY

- 2nd Year in NBA
- 1st Hog to be "1 & Done"
- 2021 - 1st RD/14th Pick
- 2022 NBA Champion

STANLEY UMUDE

- 1st Year in NBA
- 2023 Free Agent
- Inked 10-day contract 2/10/23

BOBBY PORTIS

- 8th Year in NBA
- 2021 NBA Champion
- 2015 - 1st RD/22nd overall

JAYLIN WILLIAMS

- 1st Year in NBA
- 2022 - 2nd RD/34th overall

CURRENT #PROHOGS TO PLAY IN NBA

- Courtney Fortson (Clippers, Rockets)
- Mason Jones (Rockets, 76ers, Lakers)
- Dusty Hannahs (Grizzlies)
- Daryl Macon (Mavericks, Heat)
- Sonny Weems (Nuggets, Raptors, Suns, 76ers)

13

First Round Draft Picks

7

All-NBA Selections

6

NBA Champions



PROHOGS AROUND THE WORLD

- Adrio Bailey #** Frankston Blues (Australia)
- Jaylen Barford Lokomotiv (Russia)
- Coty Clarke Nagoya DD (Japan)
- Jeanatl Cylla #** Union SF (Argentina)
- Jabril Durham Szolnok (Hungary)
- Olumuyiwa Famutimi Scarborough (Canada)
- Courtney Fortson PGE Spojnia Stargard (Poland)
- Dusty Hannahs Santa Cruz Warriors (G League)
- Delvon Johnson Usti n/Labem (Czech Republic)
- Joe Johnson Triplets (USA BIG3)
- Mason Jones #** Mexico City (G League)
- Chris Lykes #** Horsens IC (Denmark)
- Daryl Macon Unics (Russia)
- JD Notae #** Aris (Greece)
- Emeka Obukwelu #** Skrijevo (Croatia)
- Michael Qualls Al Riyadi (Lebanon)
- Jalen Tate #** Peja (Kosovo)
- Dustin Thomas Prishtina (Kosovo)
- Charles Thomas Penarol (Uruguay)
- Justin Smith #** Delaware Blue Coats (G League)
- Au'Diese Toney #** Lakeland Magic (G League)
- Stanley Umude #** Motor City Cruise (G League)
- Trey Wade #** Arka Gdynia (Poland)
- Sonny Weems Shanxi Loongs (China)

- Played for Eric Musselman





ERIC MUSSELMAN

ARKANSAS HEAD COACH

San Diego, 1987

95-42 • 4th year as Arkansas head coach
 205-76 • 8th year as collegiate head coach
 503-291 • 14 seasons as professional head coach

- 1996 USBL Coach of the Year
- 2003 NBA Coach of the Year Runner-Up
- 2012 NBA D-League Coach of the Year
- 2016 Bleacher Report's Mountain West Coach of the Year
- 2017 USBWA District VIII Coach of the Year
- 2018 USBWA District VIII Coach of the Year
- 2018 NABC District 17 Coach of the Year
- 2018 Mountain West Coach of the Year
- 2021 Jim Phelan Coach of the Year Finalist
- 2021 Werner Ladder Naismith Coach of the Year Semifinalist
- 2021 Basketball Times Midlands District Coach of the Year

COLLEGIATE HEAD COACHING RECORD

| Year | Overall | Conf | Finish | Conf Tourn | NCAA/CBI Postseason | Final/Rank |
|--------------|---------------|--------------|--------------|-------------|-----------------------------------|------------|
| 2015-16 | 24-14 | 10-8 | MW (T-4th) | 1-1 | 5-1 • CBI Champion | --/-- |
| 2016-17 | 28-7 | 14-4 | MW (1st) | 3-0 * | 0-1 • #12 seed NCAA 1st Rd | --/-- |
| 2017-18 | 29-8 | 15-3 | MW (1st) | 1-1 | 2-1 • #7 seed NCAA Sweet 16 | 24/20 |
| 2018-19 | 29-5 | 15-3 | MW (1st) | 1-1 | 0-1 • #7 seed NCAA 1st Rd | 20/23 |
| 2019-20 | 20-12 | 7-11 | SEC (T-10th) | 1-0 + | Canceled | --/-- |
| 2020-21 | 25-7 | 13-4 | SEC (2nd) | 1-1 | 3-1 • #3 seed NCAA Elite 8 | 10/6 |
| 2021-22 | 28-9 | 13-5 | SEC (4th) | 1-1 | 3-1 • #4 seed NCAA Elite 8 | 17/8 |
| 2022-23 | 22-14 | 8-10 | SEC (T-9th) | 1-1 | 2-1 • #8 seed NCAA Sweet 16 | --/21 |
| Total | 205-76 | 95-48 | | 10-6 | 15-7 (10-6 NCAA / 5-1 CBI) | |

* - Tournament champion / + - SEC Tourney canceled after Rd 1 due to COVID

MUSSELMAN'S CAREER AS HEAD COACH

NOTE: Professional basketball DOES NOT count postseason toward season W-L record nor to head coach W-L record

| Year | Team | League | Record | Note for the Season | Reg. Season Div./Conf. Finish | Postseason |
|---------|-----------------|----------|--------|---|-------------------------------|--------------------------------------|
| 1989-90 | Rapid City | CBA | 42-14 | MOST WINS IN CBA | 1st National Conf. | Finals (8-8) * |
| 1991-92 | Rapid City | CBA | 37-19 | 2nd-most wins in CBA | 1st National Conf. | Finals (9-7) * |
| 1992-93 | Rapid City | CBA | 44-12 | MOST WINS IN CBA | 1st National Conf. | Conf. Finals (5-3) * |
| 1993-94 | Rapid City | CBA | 37-19 | MOST WINS IN CBA | 1st National Conf. | Conf. Finals (5-5) * |
| 1994-95 | Rapid City | CBA | 31-25 | 6th-most wins in CBA | 5th National Conf. | Conf. 1st Rd (0-2) * |
| 1995-96 | Florida | CBA | 41-15 | MOST WINS IN CBA | 1st National Conf. | Conf. Finals (5-3) * |
| 1996-97 | Florida | CBA | 38-18 | 2nd-most wins in CBA | 1st American Conf. | Finals (7-6) * |
| 1995 | Florida | USBL | 25-2 | MOST WINS IN USBL | 1st Overall | Champion (1-0) * |
| 1996 | Florida | USBL | 28-1 | MOST WINS IN USBL | 1st Southern Div. | Champion (3-0) * |
| 2002-03 | Golden State | NBA | 38-44 | 6th Pacific Division | 11th Western Conf. | -- |
| 2003-04 | Golden State | NBA | 37-45 | T4th Pacific Division | 11th Western Conf. | -- |
| 2006-07 | Sacramento | NBA | 33-49 | 5th Pacific Division | 11th Western Conf. | -- |
| 2010-11 | Reno | D-League | 34-16 | 2nd-most wins in NBADL | 1st Western Conf. | Semifinals (2-3) * |
| 2011-12 | Los Angeles | D-League | 38-12 | MOST WINS IN NBADL | 1st Western Conf. | Finals (5-2) * |
| 2015-16 | Nevada | NCAA | 24-14 | Led NCAA in FT Made | T-4th Mountain West | CBI Champion (5-1) |
| 2016-17 | Nevada | NCAA | 28-7 | NCAA: 13th FTA & A-TO ratio | 1st Mountain West | #12 seed - NCAA 1st Rd (0-1) |
| 2017-18 | Nevada | NCAA | 29-8 | NCAA: 2nd A-TO/9th FTM | 1st Mountain West | #7 seed - NCAA Sweet 16 (2-1) |
| 2018-19 | Nevada | NCAA | 29-5 | 9th in NCAA in Scoring Margin | 1st Mountain West | #7 seed - NCAA 1st Rd (0-1) |
| 2019-20 | Arkansas | NCAA | 20-12 | Led NCAA in 3Pt% Def | T-10th SEC | Canceled |
| 2020-21 | Arkansas | NCAA | 25-7 | NCAA: 2nd FTM/11th Scoring | 2nd SEC | #3 seed - NCAA Elite 8 (3-1) |
| 2021-22 | Arkansas | NCAA | 28-9 | Led NCAA in FTM/FTA | 4th SEC | #4 seed - NCAA Elite 8 (3-1) |
| 2022-23 | Arkansas | NCAA | 22-14 | NCAA: 14th BLKS/17th FTA | T-9th SEC | #8 seed - NCAA Sweet 16 (2-1) |
| 2010 | Dominican Team | | 5-1 | Silver Medal Centrobasket Championship | | |
| 2011 | Venezuelan Team | | 12-9 | 5th FIBA Americas Championship | | |
| 2012 | Venezuelan Team | | 7-4 | Silver Medal FIBA South American Championship | | |

MUSSELMAN COMPOSITE COACHING RECORD

| COLLEGIATE | 8th Yr | Overall | Conf | Conf Tourn | NCAA/CBI | ALL POST |
|------------|--------|---------|-------|------------|------------|----------|
| Nevada | 4 yrs | 205-76 | 95-48 | 10-6 | 10-6 / 5-1 | 13-7 |
| Arkansas | 4 yrs | 95-42 | 41-30 | 4-3 | 8-3 / -- | 12-6 |

PROFESSIONAL 14 Seasons 503-291 (50-39 Postseason *)

| PROFESSIONAL | Seasons | Overall | Postseason |
|----------------------|----------------|----------------|----------------------------|
| CBA | 7 years | 270-122 | (39-34 Postseason*) |
| Rapid City | 5 years | 191-89 | (27-25 Postseason *) |
| Florida | 2 years | 79-33 | (12-9 Postseason *) |
| USBL | 2 years | 53-3 | (4-0 Postseason *) |
| Florida | 2 years | 53-3 | (4-0 Postseason *) |
| NBA | 3 years | 108-138 | -- |
| Golden State | 2 years | 75-89 | -- |
| Sacramento | 1 year | 33-49 | -- |
| D-League | 2 years | 72-28 | (7-5 Postseason *) |
| Reno | 1 year | 34-16 | (2-3 Postseason *) |
| Los Angeles | 1 year | 28-12 | (5-2 Postseason *) |
| INTERNATIONAL | 3 Years | 24-14 | -- |
| Dominican | 1 years | 5-1 | -- |
| Venezuelan | 2 years | 19-13 | -- |

* - Note, professional basketball does not include playoff results in W-L record

* - Musselman's pro record including playoffs is 553-330

MUSSELMAN STOPS BY YEAR

| | | | |
|------------|--|--------------------------|-------|
| 1988-89 | General Mgr | Rapid City Thrillers | CBA |
| 1989-90 | Head Coach | Rapid City Thrillers | CBA |
| 1990-91 | Asst. Coach | Minnesota Timberwolves | NBA |
| 1991-92 | Head Coach | Rapid City Thrillers | CBA |
| 1992-93 | Head Coach | Rapid City Thrillers | CBA |
| 1993-94 | Head Coach | Rapid City Thrillers | CBA |
| 1994-95 | Head Coach | Rapid City Thrillers | CBA |
| Spring '95 | Head Coach | Florida Sharks | USBL |
| 1995-96 | Head Coach | Florida Beachdogs | CBA |
| Spring '96 | Head Coach | Florida Sharks | USBL |
| 1996-97 | Head Coach | Florida Beachdogs | CBA |
| 1998-99 | Asst. Coach | Orlando Magic | NBA |
| 1999-00 | Asst. Coach | Orlando Magic | NBA |
| 2000-01 | Asst. Coach | Atlanta Hawks | NBA |
| 2001-02 | Asst. Coach | Atlanta Hawks | NBA |
| 2002-03 | Head Coach | Golden State Warriors | NBA |
| 2003-04 | Head Coach | Golden State Warriors | NBA |
| 2004-05 | Asst. Coach | Memphis Grizzlies | NBA |
| 2005-06 | Asst. Coach | Memphis Grizzlies | NBA |
| 2006-07 | Head Coach | Sacramento Kings | NBA |
| 2007-10 | - DID NOT COACH FOR 3 SEASONS - | | |
| 2010-11 | Head Coach | Reno Bighorns | NBADL |
| 2011-12 | Head Coach | Los Angeles Defenders | NBADL |
| 2012-13 | Asst. Coach | Arizona State Sun Devils | NCAA |
| 2013-14 | Assoc. HC | Arizona State Sun Devils | NCAA |
| 2014-15 | Assoc. HC | LSU Tigers | NCAA |
| 2015-16 | Head Coach | Nevada Wolf Pack | NCAA |
| 2016-17 | Head Coach | Nevada Wolf Pack | NCAA |
| 2017-18 | Head Coach | Nevada Wolf Pack | NCAA |
| 2018-19 | Head Coach | Nevada Wolf Pack | NCAA |
| 2019-20 | Head Coach | Arkansas Razorbacks | NCAA |
| 2020-21 | Head Coach | Arkansas Razorbacks | NCAA |
| 2021-22 | Head Coach | Arkansas Razorbacks | NCAA |
| 2022-23 | Head Coach | Arkansas Razorbacks | NCAA |



MUSSELMAN AT A GLANCE

- Eric Musselman was named Arkansas' 13th head men's basketball coach on April 7, 2019. He has over 30 years of coaching experience, including his seven as a collegiate head coach and 14 as a professional head coach.
- **In his first eight years as a collegiate head coach, Musselman has won at least 20 games each season (24, 28, 29, 29, 20, 25, 28 and 22), advanced to all seven postseasons played (including six straight NCAA tournaments) and reached four NCAA Sweet 16's**, including a Elite 8 appearances with the Hogs in both 2021 and '22. Prior to entering the collegiate head coaching ranks, Musselman was a head coach for seven professional teams, including two seasons with the Golden State Warriors (2002-04) and one with the Sacramento Kings (2006-07). He won over 550 games as a professional head coach with a combined pro winning percentage of .626 (553-330).
- Musselman played collegiately at the University of San Diego and helped the Toreros to NCAA Tournament berths in 1984 and 1987. He was recipient of the program's Bugelli Leadership Award as a senior.
- Musselman is married to Danyelle Sargent Musselman, who has worked at ESPN, Fox Sports and the NFL Network as a broadcaster. Musselman has two sons, Michael and Matthew, and he and Danyelle have a daughter, Mariah.
- Musselman's father Bill was also an NBA head coach and they were the first father-son combination to become head coaches in the NBA.

MUSSELMAN DID YOU KNOWS

- Named General Manager of CBA's Rapid City Thrillers at age of 22. The next year, became head coach of the Thrillers at he age of 23, the youngest coach in CBA history.
- From 1990-1997, had 26 players called up to the NBA, the highest number in the league during that span.
- Is the only person in CBA history to coach in five league All-Star Games (1990, 1992, 1993, 1994, 1997)
- The first coach in professional basketball history to win 100 games by the age of 28.
- At the age of 37, named head coach of the Golden State Warriors and was the youngest head coach ever hired by an NBA team at the time.
- He and his father, Bill, were first father-son combination to both become head coaches in NBA history.
- In 2003, was runner-up to Gregg Popovich for NBA Coach of the Year Award voting (231 points, including 26 first-place votes).
- Is the CBA's third all-time winningest coach (270-122 in seven seasons) and the most successful coach (54-3 in two seasons) in the history of the United States Basketball League.
- Led CBA in scoring (116.7 ppg) in 192-93 and was 2nd in NBA in scoring (102.4 ppg) in 2002-03.
- Only needed 130 games to win his 100th game as a collegiate head coach. He was the 27th-fastest coach in NCAA history to reach 100 wins but was the ninth-fastest since 1970.
- In his first season at Arkansas, the Razorbacks led the NCAA in 3-point field goal percentage defense while Arkansas led the NCAA in both free throws made and attempted in 2022.

MUSSELMAN VS. ALL OPPONENTS

| Opponent | Overall | at Nevada | at Arkansas | Last Meeting |
|---------------------|---------|-----------|-------------|--------------|
| Abilene Christian | 1-0 | 0-0 | 1-0 | 12/20/20 |
| Air Force | 7-0 | 7-0 | 0-0 | 03/05/19 |
| Akron | 1-0 | 1-0 | 0-0 | 12/22/18 |
| Alabama | 2-4 | 0-0 | 2-4 | 02/25/23 |
| Arizona State | 1-0 | 1-0 | 0-0 | 12/07/18 |
| Auburn | 4-2 | 0-0 | 4-2 | 03/09/23 |
| Austin Peay | 1-0 | 0-0 | 1-0 | 11/12/19 |
| Baylor | 0-2 | 0-0 | 0-2 | 01/28/23 |
| Boise State | 7-2 | 7-2 | 0-0 | 02/02/19 |
| Bradley | 2-0 | 1-0 | 1-0 | 12/17/22 |
| Buffalo | 1-0 | 1-0 | 0-0 | 11/25/16 |
| BYU | 1-0 | 1-0 | 0-0 | 11/06/18 |
| Cal State Fullerton | 0-1 | 0-1 | 0-0 | 11/28/15 |
| California Baptist | 1-0 | 1-0 | 0-0 | 11/19/18 |
| Central Arkansas | 2-0 | 0-0 | 2-0 | 12/01/21 |
| Charlotte | 1-0 | 0-0 | 1-0 | 12/11/21 |
| Cincinnati | 2-0 | 1-0 | 1-0 | 11/23/21 |
| Coastal Carolina | 1-0 | 1-0 | 0-0 | 11/13/15 |
| Colgate | 1-0 | 0-0 | 1-0 | 03/19/21 |
| Colorado State | 7-1 | 7-1 | 0-0 | 02/02/19 |
| Connecticut | 0-1 | 0-0 | 0-1 | 03/23/23 |
| Creighton | 0-1 | 0-0 | 0-1 | 11/22/22 |
| Davidson | 1-0 | 1-0 | 0-0 | 11/21/17 |
| Drake | 1-0 | 1-0 | 0-0 | 12/12/15 |
| Duke | 0-1 | 0-0 | 0-1 | 03/26/22 |
| Eastern Washington | 1-0 | 1-0 | 0-0 | 03/21/16 |
| Elon | 1-0 | 0-0 | 1-0 | 12/21/21 |
| Florida | 3-2 | 0-1 | 3-1 | 02/18/23 |
| Fordham | 1-0 | 0-0 | 1-0 | 11/11/22 |
| Fresno Pacific | 1-0 | 1-0 | 0-0 | 12/09/15 |
| Fresno State | 6-3 | 6-3 | 0-0 | 02/23/19 |
| Gardner-Webb | 1-0 | 0-0 | 1-0 | 11/13/21 |
| Georgia | 3-1 | 0-0 | 3-1 | 02/21/23 |
| Georgia Tech | 1-0 | 0-0 | 1-0 | 11/25/19 |
| Grand Canyon | 1-0 | 1-0 | 0-0 | 12/09/18 |
| Gonzaga | 1-0 | 0-0 | 1-0 | 03/24/22 |
| Hawai'i | 1-1 | 1-1 | 0-0 | 11/24/17 |
| Hofstra | 0-1 | 0-0 | 0-1 | 12/18/21 |
| Holy Names | 1-0 | 1-0 | 0-0 | 11/30/15 |
| Idaho | 1-0 | 1-0 | 0-0 | 11/10/17 |
| Illinois | 1-0 | 0-0 | 1-0 | 03/16/23 |
| Illinois State | 1-0 | 1-0 | 0-0 | 11/29/17 |
| Indiana | 1-0 | 0-0 | 1-0 | 12/29/19 |
| Iona | 1-1 | 1-1 | 0-0 | 11/26/16 |
| Iowa State | 0-1 | 0-1 | 0-0 | 03/16/17 |
| Kansas | 1-0 | 0-0 | 1-0 | 3/218/23 |
| Kansas State | 1-0 | 0-0 | 1-0 | 11/02/21 |
| Kentucky | 3-2 | 0-0 | 3-2 | 03/04/23 |
| Little Rock | 1-0 | 0-0 | 1-0 | 12/04/21 |
| Lipscomb | 1-0 | 0-0 | 1-0 | 12/05/20 |
| Little Rock | 1-0 | 1-0 | 0-0 | 11/16/18 |
| LSU | 6-4 | 0-0 | 6-4 | 01/24/23 |
| Louisville | 1-0 | 0-0 | 1-0 | 11/21/22 |
| Loyola-Chicago | 1-1 | 1-1 | 0-0 | 11/28/18 |
| Loyola Marymount | 1-0 | 1-0 | 0-0 | 11/14/16 |
| Ole Miss | 4-0 | 0-0 | 4-0 | 01/21/23 |
| Massachusetts | 1-0 | 1-0 | 0-0 | 11/23/18 |
| Mercer | 1-0 | 0-0 | 2-0 | 11/09/21 |
| Mississippi State | 2-4 | 0-0 | 2-4 | 02/11/23 |
| Mississippi Valley | 1-0 | 0-0 | 1-0 | 11/25/20 |
| Missouri | 6-3 | 0-0 | 6-3 | 01/04/23 |
| Montana | 2-0 | 1-0 | 1-0 | 11/16/19 |
| Montana State | 1-0 | 1-0 | 0-0 | 11/15/15 |
| Morehead State | 2-1 | 2-1 | 0-0 | 04/01/16 |
| New Mexico | 5-3 | 5-3 | 0-0 | 02/09/19 |
| New Mexico State | 1-0 | 0-0 | 1-0 | 03/19/22 |
| North Dakota State | 1-0 | 0-0 | 1-0 | 11/07/22 |

MUSSELMAN VS. ALL OPPONENTS

| Opponent | Overall | at Nevada | at Arkansas | Last Meeting |
|--------------------|---------------|---------------|--------------|--------------|
| North Texas | 2-0 | 0-0 | 2-0 | 11/29/20 |
| Northern Iowa | 1-0 | 0-0 | 1-0 | 11/17/21 |
| Northern Kentucky | 1-0 | 0-0 | 1-0 | 11/30/19 |
| Oakland | 1-0 | 1-0 | 0-0 | 11/23/16 |
| Oklahoma | 1-1 | 0-0 | 1-1 | 12/10/22 |
| Oklahoma State | 0-1 | 0-0 | 0-1 | 01/30/21 |
| Oral Roberts | 2-0 | 0-0 | 2-0 | 03/27/21 |
| Oregon State | 1-1 | 1-1 | 0-0 | 11/18/16 |
| Pacific | 4-0 | 4-0 | 0-0 | 11/09/18 |
| Penn | 1-0 | 0-0 | 1-0 | 11/28/21 |
| Portland State | 1-0 | 1-0 | 0-0 | 11/25/15 |
| Radford | 1-0 | 1-0 | 0-0 | 12/17/17 |
| Rhode Island | 1-0 | 1-0 | 0-0 | 11/13/17 |
| Rice | 1-0 | 0-0 | 1-0 | 11/05/19 |
| Saint Mary's | 0-1 | 0-1 | 0-0 | 11/11/16 |
| San Diego State | 4-7 | 3-7 | 1-0 | 11/23/22 |
| San Francisco | 0-1 | 0-1 | 0-0 | 12/23/17 |
| San Jose State | 6-0 | 6-0 | 1-0 | 12/03/22 |
| Santa Clara | 2-0 | 2-0 | 0-0 | 11/15/17 |
| South Carolina | 3-1 | 0-0 | 3-1 | 02/04/23 |
| South Dakota | 1-0 | 0-0 | 1-0 | 11/22/19 |
| South Dakota State | 2-0 | 1-0 | 1-0 | 11/16/22 |
| Southern | 1-0 | 0-0 | 1-0 | 12/09/20 |
| Southern Cal | 1-0 | 1-0 | 0-0 | 12/01/18 |
| Southern Illinois | 1-0 | 1-0 | 0-0 | 12/22/17 |
| Tennessee | 2-4 | 0-0 | 2-4 | 02/28/23 |
| Texas | 1-0 | 1-0 | 0-0 | 03/16/18 |
| Texas A&M | 4-5 | 0-0 | 4-5 | 03/10/23 |
| Texas Tech | 1-0 | 0-0 | 1-0 | 03/21/21 |
| TCU | 1-1 | 0-1 | 1-0 | 01/25/20 |
| Texas Southern | 1-0 | 0-0 | 1-0 | 11/19/19 |
| Texas Tech | 0-1 | 0-1 | 0-0 | 12/05/17 |
| Towson | 1-0 | 1-0 | 0-0 | 12/21/16 |
| Troy | 1-0 | 0-0 | 1-0 | 11/28/22 |
| Tulsa | 2-0 | 1-0 | 1-0 | 12/14/19 |
| UC Davis | 1-0 | 1-0 | 0-0 | 12/19/17 |
| UC Irvine | 2-0 | 2-0 | 0-0 | 12/02/17 |
| UC Santa Barbara | 1-0 | 1-0 | 0-0 | 12/22/16 |
| UNC Greensboro | 1-0 | 0-0 | 1-0 | 12/06/22 |
| UNC Asheville | 1-0 | 0-0 | 1-0 | 12/21/22 |
| UNLV | 7-2 | 7-2 | 0-0 | 02/27/19 |
| UT Arlington | 1-0 | 0-0 | 1-0 | 12/02/20 |
| Utah | 1-0 | 1-0 | 0-0 | 12/29/18 |
| Utah State | 7-2 | 7-2 | 0-0 | 03/02/19 |
| Valparaiso | 1-0 | 0-0 | 1-0 | 12/21/19 |
| Vanderbilt | 3-2 | 0-0 | 3-2 | 01/04/22 |
| Vermont | 2-0 | 1-0 | 1-0 | 03/17/16 |
| Washington | 1-0 | 1-0 | 0-0 | 12/11/16 |
| West Virginia | 1-0 | 0-0 | 1-0 | 01/29/22 |
| Western Kentucky | 0-1 | 0-0 | 0-1 | 12/07/19 |
| Wichita State | 0-1 | 0-1 | 0-0 | 12/22/15 |
| Wyoming | 5-1 | 5-1 | 0-0 | 02/16/19 |
| Totals | 205-76 | 110-34 | 95-42 | |

MUSSELMAN VS. CONFERENCES

| | | | | | |
|-------------------|-----|-----------------|-------|----------------|-------|
| American Athletic | 4-0 | CAA | 2-1 | Ohio Valley | 3-1 |
| American East | 2-0 | C-USA | 4-1 | Pac-12 | 5-1 |
| ACC | 3-0 | Horizon League | 2-0 | Patriot League | 1-0 |
| Atlantic Sun | 2-0 | Ind./Non D-1 | 2-0 | SEC | 44-34 |
| Atlantic 10 | 4-0 | Ivy League | 1-0 | SoCon | 2-0 |
| Big East | 0-2 | MAAC | 1-1 | Southland | 2-0 |
| Big Sky | 6-0 | Mid-American | 1-0 | SWAC | 3-0 |
| Big South | 4-0 | MEAC | 0-0 | Summit League | 6-0 |
| Big Ten | 2-0 | Missouri Valley | 8-2 | Sun Belt | 5-0 |
| Big 12 | 7-7 | Mountain West | 62-21 | WCC | 9-2 |
| Big West | 5-2 | Northeast | 0-0 | WAC | 3-0 |

MUSSELMAN RECORD BREAKDOWN

| | |
|--------------------------------|-----------------------------------|
| OVERALL: | 205-76 |
| - AT ARKANSAS..... | 95-42 |
| Home:.....118-14..... | 60-9 at Arkansas |
| Away:.....50-43..... | 16-24 at Arkansas |
| Neutral:.....37-19..... | 19-9 at Arkansas |
| CONFERENCE GAMES: | 95-48 |
| - AT ARKANSAS..... | 41-30 |
| Home:.....59-14..... | 28-9 at Arkansas |
| Away:.....36-34..... | 13-19 at Arkansas |
| VS RANKED TEAMS: 13-20 | AS RANKED TEAM:78-25 |
| - AT ARKANSAS.....11-18 | - AT ARKANSAS.....40-13 |
| Home:.....5-5 / 5-5 at Ark | Home:.....41-2 / 23-1 at Ark |
| Away:.....2-9 / 2-8 at Ark | Away:.....15-11 / 3-5 at Ark |
| Neutral:.....6-7 / 4-5 at Ark | Neutral:.....22-12 / 14-7 at Ark |

RECORD BY MONTH:

| | |
|--------------------------|-------------------|
| November:.....46-5..... | 21-1 at Arkansas |
| December:.....41-12..... | 20-5 at Arkansas |
| January:.....42-22..... | 19-14 at Arkansas |
| February:.....41-17..... | 20-11 at Arkansas |
| March:.....32-20..... | 15-9 at Arkansas |
| April:.....1-0..... | 0-0 at Arkansas |

WHEN LEADING AT HALFTIME:

157-13
at Arkansas 73-9

WHEN TRAILING AT HALFTIME:

45-61
at Arkansas 20-32

WHEN TIED AT HALFTIME:

4-1
at Arkansas 2-1

OUT-REBOUNDING OPP:

127-19
at Arkansas 57-9

BEING OUT-REBOUNDING:

67-52
at Arkansas 34-30

REBOUNDS ARE EVEN:

11-4
at Arkansas 4-3

WHEN SCORING FIRST:

121-33
at Arkansas 55-17

WHEN OPPONENT SCORES FIRST:

84-43
at Arkansas 40-25

ONE-POSSESSION GAMES:

26-18
at Arkansas 11-10

OVERTIME GAMES:

11-6
at Arkansas 5-3

GAMES DECIDED BY 1-5 PTS:

43-30
at Arkansas 19-16

GAMES DECIDED BY 6-10 PTS:

38-21
at Arkansas 23-13

GAMES DECIDED BY 11-19 PTS:

63-17
at Arkansas 30-9

GAMES DECIDED BY 20-PLUS PTS:

51-8
at Arkansas 23-4

SHOOTING 50 PERCENT OR BETTER:

66-3
at Arkansas 28-2

SHOOTING PCT. BETTER THAN OPP:

170-14
at Arkansas 81-9

SHOOTING PCT. WORSE THAN OPP:

34-61
at Arkansas 14-33

SHOOTING PCT. SAME AS OPP:

1-1
at Arkansas 0-0

OUT-SCORING OPP BENCH:

100-14
at Arkansas 47-13

OUT-SCORED BY OPP BENCH:

97-51
at Arkansas 44-27

BENCH SCORING EVEN:

8-1
at Arkansas 4-1

MOST POINTS BY A MUSSELMAN TEAM

NOTE: MISSING SOME RESULTS FROM RAPID CITY (CBA) AND FLORIDA (USBL)

| | | | | |
|-----|--------------|--------------------------|-----------|-----------------|
| 142 | Arkansas | Mississippi Valley State | 11/25/20 | W, 142-62 |
| 138 | LA D-Fenders | Erie BayHawks | 02/06/12 | W, 138-107 |
| 135 | LA D-Fenders | Stockton Kings | 11/28/11 | W, 135-103 |
| 135 | Sacramento | Charlotte Bobcats | 02/28/07 | W, 135-120 |
| 135 | Golden State | Orlando Magic | 11/16/02 | W, 135-92 |
| 133 | Golden State | at Milwaukee Bucks | 03/08/03 | L, 133-138 (OT) |
| 132 | LA D-Fenders | Rio Grande Valley Vipers | 12/05/11 | W, 132-126 |
| 128 | Sacramento | Los Angeles Lakers | 12/29/06 | L, 128-132 (OT) |
| 128 | Golden State | Utah Jazz | 04/08/03 | W, 128-102 |
| 127 | LA D-Fenders | Canton Charge | 01/30/12 | W, 127-87 |
| 127 | Reno | Idaho Stampede | 12/01/10 | W, 127-117 |
| 126 | Reno | Rio Grande Valley Vipers | 004/20/11 | L, 126-134 |

PLAYER GAME HIGHS:

MOST POINTS:

| | | |
|------------|----|---|
| at Nevada: | 45 | Jordan Caroline at New Mexico 01/07/17 |
| | 40 | Jordan Caroline at Colorado St 02/06/19 |
| | 37 | D.J. Fenner vs UNLV 02/08/17 |
| | 34 | Marqueze Coleman at Hawai'i 11/16/15 |
| | 33 | Caleb Martin at Utah 12/29/18 |
| | 32 | Marcus Marshall at Wyoming 01/14/17 |
| | 32 | Marcus Marshall at Washington 12/11/16 |
| | 32 | Tyron Criswell vs Eastern Washington 03/21/16 |
| | 30 | 4x |

| | | |
|--------------|----|--|
| at Arkansas: | 41 | Mason Jones vs Tulsa 12/14/19 |
| | 40 | Mason Jones vs Auburn 02/04/20 |
| | 38 | Mason Jones vs Miss State 02/15/20 |
| | 37 | Mason Jones vs Tennessee 02/26/20 |
| | 36 | Mason Jones vs LSU 03/04/20 |
| | 34 | Mason Jones vs South Carolina 01/29/20 |
| | 34 | Isaiah Joe at Ole Miss 01/11/20 |
| | 33 | Isaiah Joe vs Texas Southern 11/19/19 |
| | 32 | Mason Jones vs Rice 11/05/19 |
| | 31 | Stanley Umude at Georgia 02/02/22 |
| | 31 | JD Notae at Texas A&M 01/08/22 |
| | 30 | 5x - Last: JD Notae vs Kentucky 02/26/22 |

Season Opener: 32 Mason Jones vs Rice 11/05/19
SEC Opener 17 Isaiah Joe & Mason Jones vs TX A&M 01/04/20
SEC Game: 40 Mason Jones vs Auburn 02/04/20
SEC Tourney: 28 Moses Moody vs LSU 03/13/20
NCAA Tourney: 27, Justin Smith vs Colgate 03/19/21
Bud Walton: 41 Mason Jones vs Tulsa 12/14/19
Road Game: 34 Isaiah Joe at Ole Miss 01/11/20
Neutral Site: 28 Moses Moody vs LSU 03/13/20
Ranked Opp: 40 Mason Jones vs Auburn 02/04/20
Frosh: 28 (4x) Moses Moody (Bama, USC, TX A&M, LSU)
Soph: 34 Isaiah Joe at Ole Miss 01/11/20
Junior: 41 Mason Jones vs Tulsa 12/14/19
Senior+: 31 (2x) Notae at TX A&M and Umude at Georgia

MOST FIELD GOALS MADE:

| | | |
|------------|----|---|
| at Nevada: | 17 | Jordan Caroline at New Mexico 01/07/17 |
| | 13 | Cody Martin vs Utah State 02/17/18 |
| | 12 | Jordan Caroline at UNLV 02/25/17 |
| | 12 | Cameron Oliver vs Eastern Washington 03/21/16 |
| | 12 | D.J. Fenner v UNLV 02/08/17 |

| | | |
|--------------|----|--|
| at Arkansas: | 14 | Jimmy Whitt Jr. vs Vanderbilt 01/15/20 |
| | 12 | Jalen Graham vs Florida 02/18/23 |
| | 12 | Ricky Council IV vs Troy 11/28/22 |
| | 12 | Stanley Umude at Georgia 02/02/22 |
| | 12 | Mason Jones vs Auburn 02/04/20 |
| | 12 | Mason Jones vs Tulsa 12/14/19 |
| | 12 | Mason Jones vs Rice 11/05/19 |

MOST 3-POINTERS MADE:

| | | |
|--------------|---|---|
| at Nevada: | 8 | Marcus Marshall at UNLV 02/25/17 |
| | 7 | 6x |
| at Arkansas: | 8 | Mason Jones at Texas A&M 03/07/20 |
| | 7 | Isaiah Joe at Ole Miss 01/11/20 |
| | 6 | 5x - LAST: Stanley Umude at Missouri 02/15/22 |

MOST FREE THROWS MADE:

| | | |
|--------------|----|--|
| at Nevada: | 15 | Marcus Marshall vs Boise State 02/22/17 |
| | 15 | Marqueze Coleman vs UNLV 01/23/16 |
| | 15 | Marqueze Coleman at Hawai'i 11/16/15 |
| | 14 | Jordan Caroline vs Rhode Island 11/13/17 |
| | 14 | Marcus Marshall at Wyoming 01/14/17 |
| at Arkansas: | 18 | Mason Jones vs Miss State 02/15/20 |
| | 16 | Moses Moody vs Alabama 02/24/21 |
| | 15 | Mason Jones vs South Carolina 01/29/20 |
| | 13 | Anthony Black at Auburn 01/07/23 |
| | 13 | JD Notae vs Kentucky 02/26/22 |
| | 12 | 4x - Last Chris Lykes vs Elon 12/21/21 |

MOST REBOUNDS:

| | | |
|------------|----|---|
| at Nevada: | 24 | Cameron Oliver vs Fresno State 02/1/16 |
| | 21 | Cameron Oliver at UNLV 02/20/16 |
| | 17 | Cameron Oliver vs Colorado State 03/04/17 |
| | 16 | 6x |

| | | |
|--------------|----|---|
| at Arkansas: | 17 | Justin Smith vs Oral Roberts 12/20/20 |
| | 16 | Jaylin Williams vs Tennessee 02/19/22 |
| | 16 | Connor Vanover vs North Texas 11/28/20 |
| | 15 | Jaylin Williams vs New Mexico St 03/19/22 |
| | 15 | Jaylin Williams vs West Virginia 01/29/22 |
| | 15 | Jimmy Whitt Jr. vs LSU 03/04/20 |
| | 14 | Makhi Mitchell vs UNGC 12/06/22 |
| | 14 | Justin Smith vs Oral Roberts 03/27/21 |

Season Opener: 12 Trevon Brazile vs North Dakota State 11/07/22
SEC Opener 6 Mason Jones vs Texas A&M 01/04/20
SEC Game: 16 Jaylin Williams vs Tennessee 02/19/22
SEC Tourney: 11 Jaylin Williams vs LSU 03/11/22
NCAA Tourney: 15 Jaylin Williams vs New Mexico St 03/19/22
Bud Walton: 17 Justin Smith vs Oral Roberts 12/20/20
Road Game: 13 Jaylin Williams at LSU 01/15/22
Neutral Site: 15 Jaylin Williams vs New Mexico St 03/19/22
Ranked Opp: 16 Jaylin Williams vs #16 Tennessee 02/19/22
Frosh: 10 (6x) last Jordan Walsh at South Carolina 02/04/23
Soph: 16 (2x) last Jaylin Williams vs Tennessee 02/19/22
Junior: 12 Mason Jones vs South Carolina 01/29/20
Senior+: 17 Justin Smith vs Oral Roberts 12/20/20

MOST OFFENSIVE REBOUNDS:

| | | |
|--------------|----|--|
| at Nevada: | 11 | AJ West at Pacific 11/21/15 |
| | 8 | Cameron Oliver vs Fresno State 02/1/16 |
| at Arkansas: | 11 | Justin Smith vs Oral Roberts 03/27/21 |
| | 10 | Justin Smith vs Oral Roberts 12/12/20 |
| | 6 | Au'Diese Toney vs Cincinnati 11/23/21 |
| | 6 | Justin Smith vs UT Arlington 12/02/20 |
| | 6 | Reggie Chaney at Missouri 02/08/20 |

MOST DEFENSIVE REBOUNDS:

| | | |
|--------------|----|---|
| at Nevada: | 16 | Cameron Oliver vs Fresno State 02/1/16 |
| | 14 | Cameron Oliver vs Colorado State 03/04/17 |
| | 14 | Cameron Oliver at Wyoming 01/14/17 |
| | 13 | Cameron Oliver vs Colorado State 03/11/17 |
| | 13 | Cameron Oliver at Air Force 02/15/17 |
| at Arkansas: | 15 | Jaylin Williams vs Tennessee 02/19/22 |
| | 14 | Jaylin Williams vs West Virginia 01/29/22 |
| | 15 | Makhi Mitchell vs UNGC 12/06/22 |
| | 14 | Connor Vanover vs North Texas 11/28/20 |
| | 14 | Jimmy Whitt Jr. vs LSU 03/04/20 |
| | 13 | Jaylin Williams vs New Mexico St 03/19/22 |
| | 13 | Jaylin Williams at LSU 01/15/22 |

MOST ASSISTS:

| | | |
|------------|----|--|
| at Nevada: | 11 | Cody Martin vs BYU 11/06/18 |
| | 11 | Cody Martin vs Colorado State 02/25/18 |
| | 11 | Marqueze Coleman vs Holy Names 11/30/15 |
| | 10 | Cody Martin vs Little Rock 11/16/18 |
| | 10 | Cody Martin vs Pacific 11/09/18 |
| | 10 | Marcus Marshall vs Colorado State 03/04/17 |

| | | |
|--------------|----|-------------------------------------|
| at Arkansas: | 11 | Jalen Tate vs UCA 12/12/12 |
| | 10 | Jalen Tate vs Georgia 01/09/21 |
| | 9 | Mason Jones at Ole Miss 01/11/20 |
| | 8 | Anthony Black vs Georgia 02/22/23 |
| | 8 | Anthony Black at Texas A&M 02/15/23 |
| | 8 | Anthony Black vs Ole Miss 01/21/23 |
| | 8 | JD Notae vs Kentucky 02/26/22 |
| | 8 | Davonte Davis vs Charlotte 12/07/21 |
| | 8 | Jalen Tate at Vanderbilt 01/23/21 |
| | 8 | Mason Jones vs Vanderbilt 01/15/20 |

Season Opener: 7 Isaiah Joe vs Rice 11/05/19
SEC Opener 5 Jalen Harris vs Texas A&M 01/04/20
SEC Game: 10 Jalen Tate vs Georgia 01/09/21
SEC Tourney: 6 (2x) LAST Anthony Black vs Auburn 03/09/23
NCAA Tourney: 6 (2x) LAST JD Notae vs Gonzaga 03/12/22
Bud Walton: 11 Jalen Tate vs Central Arkansas 12/12/12
Road Game: 9 Mason Jones at Ole Miss 01/11/20
Neutral Site: 6 Jalen Tate vs Oral Roberts 03/27/21
Ranked Opp: 6 (2x) last JD Notae vs Gonzaga 03/12/22
Frosh: 8 (3x) Anthony Black vs Ole Miss, at TX A&M and vs UGA
Soph: 8 Davonte Davis vs Charlotte 12/07/21
Junior: 9 Mason Jones at Ole Miss 01/11/20
Senior+: 11 Jalen Tate vs Central Arkansas 12/12/12

MOST STEALS:

| | | |
|------------|---|---|
| at Nevada: | 5 | Caleb Martin vs California Baptist 11/19/18 |
| | 5 | Jordan Caroline at San Diego St 02/12/17 |
| | 5 | Marqueze Coleman at New Mexico 12/30/15 |
| | 4 | 17x |

| | | |
|--------------|---|--|
| at Arkansas: | 8 | JD Notae vs New Mexico St 03/19/22 |
| | 7 | JD Notae vs Mercer 11/09/21 |
| | 7 | JD Notae vs Vanderbilt 01/04/22 |
| | 6 | Jaylin Williams vs Texas A&M 01/22/22 |
| | 5 | 10x: last Anthony Black at Kentucky 02/07/23 |

Season Opener: 7 JD Notae vs Mercer 11/09/21
SEC Opener 3 Mason Jones vs Texas A&M 01/04/20
SEC Game: 7 JD Notae vs Vanderbilt 01/04/21
SEC Tourney: 4 JD Notae vs LSU 03/11/22 & Davis vs LSU 03/13/20
NCAA Tourney: 8 JD Notae vs New Mexico St 03/09/22
Bud Walton: 7 JD Notae vs Mercer 11/09/21
Road Game: 5 (2x) last JD Notae at South Carolina
Neutral Site: 8 JD Notae vs New Mexico St 03/09/22
Ranked Opp: 4 Desi Sills vs Auburn 02/04/20
Frosh: 5 (2x) Anthony Black vs Ole Miss 01/21/23 / at UK 02/07/23
Soph: 6 Jaylin Williams vs Texas A&M 01/22/22
Junior: 5 (5x) Last Davonte Davis vs Bradley 12/17/22
Senior+: 8 JD Notae vs New Mexico St 03/09/22

MOST BLOCKED SHOTS:

| | | |
|------------|---|---|
| at Nevada: | 6 | Cameron Oliver vs Morehead State 04/01/16 |
| | 5 | 7x |

| | | |
|--------------|---|---|
| at Arkansas: | 7 | Makhi Mitchell vs Texas A&M 01/31/23 |
| | 6 | Connor Vanover vs North Texas 11/28/20 |
| | 5 | Makhi Mitchell at Kentucky 02/07/23 |
| | 5 | Connor Vanover at Oklahoma St. 01/30/21 |
| | 5 | Connor Vanover vs Ole Miss 01/27/21 |
| | 5 | Adrio Bailey vs Valpo 12/21/19 |
| | 5 | Adrio Bailey vs Texas Southern 11/19/19 |

Season Opener: 3 Connor Vanover vs Miss Valley 11/25/20
SEC Opener: 3 Jaylin Williams at Mississippi State 12/29/21
SEC Game: 7 Makhi Mitchell vs Texas A&M 01/31/23
SEC Tourney: 4 (3x) last Khil Mitchell & A. Black vs TX A&M 03/10/23
NCAA Tourney: 3 Moses Moody vs Oral Roberts 03/27/21
Bud Walton: 6 Connor Vanover vs North Texas 11/28/20
Road Game: 5 (2x) last Makhi Mitchell at Kentucky 02/07/23
Neutral Site: 5 Adrio Bailey vs Valpo 12/21/19
Ranked Opp: 4 Jalen Tate vs Alabama 02/24/21
Frosh: 4 Jaylin Williams vs LSU 02/27/21
Soph: 6 Connor Vanover vs North Texas 11/28/20
Junior: 3 (2x) last Ethan Henderson vs LSU 03/13/21
Senior+: 7 Makhi Mitchell vs Texas A&M 01/31/23

TEAM GAME HIGHS:

| MOST POINTS: | | | |
|--------------|-----------|-----------------------------------|------------------|
| at Nevada: | 119 | vs Fresno State 12/09/15 | W, 119-70 |
| | 110 | vs UMass 11/23/18 | W, 110-87 |
| | 108 | vs Holy Names 11/30/15 | W, 108-57 |
| | 105 | at New Mexico 01/07/17 | W, 105-104 (OT) |
| | 104 | vs UNLV 02/08/17 | W, 104-77 |
| | 103 | at Wyoming 01/24/18 | L, 103-104 (2OT) |
| | 102 | vs Fresno State 01/31/18 | W, 102-92 |
| | 101 | at UNLV 02/28/18 | W, 101-75 |
| | 100 | vs Colorado State 01/23/19 | W, 100-60 |
| at Arkansas: | 142 | vs Mississippi Valley 11/25/20 | W, 142-62 |
| | 101 | at South Carolina 03/02/21 | W, 101-73 |
| | 100 | vs Central Arkansas 12/12/12 | W, 100-75 |
| | 99 | vs San Jose State 12/03/22 | W, 99-58 |
| | 99 | at Georgia 02/02/22 | W, 99-73 |
| | 99 | vs Georgia 01/09/21 | W, 99-69 |
| | 99 | vs LSU 03/04/20 | W, 99-90 |

| MOST FIELD GOALS MADE: | | | |
|------------------------|----|--------------------------------|--|
| at Nevada: | 40 | vs UMass 11/23/18 | |
| | 40 | vs Fresno State 12/09/15 | |
| | 40 | vs Holy Names 11/30/15 | |
| | 38 | vs San Jose State 0/09/19 | |
| | 38 | vs UNLV 02/08/17 | |
| at Arkansas: | 48 | vs Mississippi Valley 11/25/20 | |
| | 40 | at Georgia 02/02/22 | |
| | 40 | vs Central Arkansas 12/01/21 | |
| | 40 | vs Central Arkansas 12/12/20 | |

| MOST FIELD GOALS ATTEMPTED: | | | |
|-----------------------------|----|--------------------------------|--|
| at Nevada: | 80 | at UNLV 02/20/16 | |
| | 77 | vs Colorado State 02/25/18 | |
| | 75 | at New Mexico 01/07/17 | |
| | 74 | 3x last vs Wyoming 01/03/18 | |
| at Arkansas: | 86 | vs Mississippi Valley 11/25/20 | |
| | 77 | vs Oral Roberts 12/20/20 | |
| | 76 | at LSU 01/13/21 | |
| | 76 | vs Central Arkansas 12/12/20 | |

| BEST FIELD GOAL PERCENTAGE: | | | |
|-----------------------------|---------------------|-----------------------------------|--|
| at Nevada: | .615 (40-65) | vs UMass 11/23/18 | |
| | .597 (40-67) | vs Fresno State 12/09/15 | |
| | .597 (40-67) | vs Holy Names 11/30/15 | |
| | .593 (32-54) | at Utah State 02/17/18 | |
| | .589 (33-56) | vs Fresno State 01/31/18 | |
| at Arkansas: | .638 (37-58) | vs Georgia 02/21/23 | |
| | .627 (32-51) | at Kentucky 02/07/23 | |
| | .627 (37-59) | vs San Jose State 12/03/22 | |
| | .593 (35-59) | vs Oklahoma 12/12/22 | |
| | .576 (34-59) | vs Florida 02/18/23 | |
| | .571 (36-63) | at Vanderbilt 01/23/21 | |
| | .569 (29-51) | vs Louisville 11/21/22 | |

| MOST 3-POINT FIELD GOALS MADE: | | | |
|--------------------------------|----|--------------------------------|--|
| at Nevada: | 17 | at Pacific 11/18/17 | |
| | 15 | vs Pacific 11/09/18 | |
| | 15 | at Air Force 01/06/18 | |
| | 15 | at Santa Clara 11/15/17 | |
| | 15 | at New Mexico 01/07/17 | |
| at Arkansas: | 20 | vs Mississippi Valley 11/25/20 | |
| | 15 | at Georgia 02/02/22 | |
| | 15 | at South Carolina 03/02/21 | |
| | 14 | at Texas A&M 03/07/20 | |
| | 13 | vs Gardner-Webb 11/13/21 | |

| MOST 3-POINT FIELD GOALS ATTEMPTED: | | | |
|-------------------------------------|----|--------------------------------|--|
| at Nevada: | 39 | vs South Dakota State 12/15/18 | |
| | 37 | at Fresno State 01/12/19 | |
| | 37 | vs San Jose State 02/21/18 | |
| | 34 | vs San Jose State 01/09/19 | |
| | 34 | at Pacific 11/18/17 | |
| at Arkansas: | 40 | vs Mississippi Valley 11/25/20 | |
| | 34 | vs Lipscomb 12/05/20 | |
| | 33 | at South Carolina 03/02/21 | |
| | 33 | vs Southern 12/09/20 | |
| | 32 | at Texas A&M 03/07/20 | |

| BEST 3-POINT FIELD GOAL PERCENTAGE: | | | |
|-------------------------------------|---------------------|-----------------------------------|--|
| at Nevada: | .600 (6-10) | vs Morehead State 03/30/16 | |
| | .588 (10-17) | at Fresno State 12/27/17 | |
| | .579 (11-19) | vs Southern Illinois 12/22/17 | |
| | .550 (11-20) | vs Oakland 11/23/16 | |
| at Arkansas: | .667 (6-9) | vs TCU 01/25/20 | |
| | .615 (8-13) | vs San Joes State 12/03/22 | |
| | .571 (12-21) | vs Georgia 01/09/21 | |
| | .550 (11-20) | vs Georgia 02/21/23 | |
| | .536 (15-28) | at Georgia 02/02/22 | |
| | .524 (11-21) | at Missouri 02/15/22 | |

| MOST FREE THROWS MADE: | | | |
|------------------------|----|----------------------------|--|
| at Nevada: | 39 | vs Morehead State 04/01/16 | |
| | 36 | vs Rhode Island 11/13/17 | |
| | 35 | vs Tulsa 11/22/18 | |
| | 31 | at Wyoming 01/14/17 | |
| at Arkansas: | 36 | vs LSU 03/04/20 | |
| | 29 | vs Elon 12/21/21 | |
| | 28 | vs West Virginia 01/29/22 | |
| | 28 | at Missouri 02/08/20 | |

| MOST FREE THROWS ATTEMPTED: | | | |
|-----------------------------|----|----------------------------|--|
| at Nevada: | 45 | vs Morehead State 04/01/16 | |
| | 44 | vs Rhode Island 11/13/17 | |
| | 43 | at Pacific 11/21/15 | |
| | 42 | vs Tulsa 11/22/18 | |
| at Arkansas: | 54 | vs LSU 03/04/20 | |
| | 43 | vs Alabama 02/24/21 | |
| | 40 | vs South Carolina 01/29/20 | |
| | 39 | at Missouri 02/08/20 | |
| | 36 | at Tennessee 02/11/20 | |

| BEST FREE THROW PERCENTAGE: | | | |
|-----------------------------|---------------|---------------------------------|--|
| at Nevada: | .929 (13-14) | vs Loyola-Chicago 03/22/18 | |
| | .929 (13-14) | at Cal State Fullerton 11/28/15 | |
| | .900 (18-20) | at Pacific 11/18/17 | |
| at Arkansas: | 1.000 (11-11) | vs Duke 03/26/22 | |
| | .944 (17-18) | vs Oklahoma 12/11/21 | |
| | .944 (17-18) | at LSU 01/08/20 | |
| | .929 (13-14) | vs Mississippi State 02/02/21 | |
| | .923 (12-13) | at South Carolina 03/02/21 | |
| | .917 (11-12) | vs South Dakota 11/22/19 | |

| MOST REBOUNDS: | | | |
|----------------|-----------|--------------------------------|--|
| at Nevada: | 61 | at Pacific 11/21/15 | |
| | 60 | vs Fresno Pacific 12/09/15 | |
| | 57 | vs Fresno State 02/13/16 | |
| | 53 | at UNLV 02/20/16 | |
| | 50 | vs San Jose State 12/28/16 | |
| at Arkansas: | 58 | Oral Roberts 12/20/20 | |
| | 58 | vs Mississippi Valley 11/25/20 | |
| | 54 | vs Lipscomb 12/05/20 | |
| | 47 | vs UNGC 12/06/22 | |
| | 47 | vs Central Arkansas 12/01/21 | |

| MOST OFFENSIVE REBOUNDS: | | | |
|--------------------------|----|--------------------------------|--|
| at Nevada: | 25 | at Pacific 11/21/15 | |
| | 19 | vs Fresno Pacific 12/09/15 | |
| | 19 | vs Fresno State 02/13/16 | |
| | 19 | vs Florida 03/21/19 | |
| at Arkansas: | 24 | vs Oral Roberts 12/20/20 | |
| | 21 | at Alabama 02/12/22 | |
| | 20 | at Texas A&M 01/08/22 | |
| | 20 | vs Mississippi Valley 11/25/20 | |
| | 18 | vs Cincinnati 11/23/21 | |
| | 18 | vs Oral Roberts 03/27/21 | |

| MOST DEFENSIVE REBOUNDS: | | | |
|--------------------------|-----------|--------------------------------|--|
| at Nevada: | 43 | vs Fresno State 02/13/16 | |
| | 42 | vs San Jose State 12/28/16 | |
| | 41 | vs Fresno Pacific 12/09/15 | |
| | 40 | vs Little Rock 11/16/18 | |
| at Arkansas: | 44 | vs Lipscomb 12/05/20 | |
| | 39 | vs UNGC 12/06/22 | |
| | 38 | vs Mississippi Valley 11/25/20 | |
| | 36 | vs LSU 02/27/21 | |
| | 36 | vs Valparaiso 12/21/19 | |

| MOST ASSISTS: | | | |
|---------------|-----------|-----------------------------------|--|
| at Nevada: | 29 | vs Holy Names 11/30/18 | |
| | 27 | at Santa Clara 11/15/17 | |
| | 25 | vs Illinois State 11/29/17 | |
| | 25 | at New Mexico 01/07/17 | |
| | 24 | vs UC Davis 12/19/17 | |
| at Arkansas: | 26 | vs Georgia 02/21/23 | |
| | 26 | vs Central Arkansas 12/12/20 | |
| | 26 | vs Mississippi Valley 11/25/20 | |
| | 23 | at Georgia 02/02/22 | |
| | 23 | vs Gardner-Webb 11/13/21 | |
| | 22 | vs San Jose State 12/03/22 | |
| | 22 | vs Central Arkansas 12/01/21 | |
| | 22 | at Vanderbilt 01/23/21 | |

| MOST STEALS: | | | |
|--------------|-----------|---------------------------------------|--|
| at Nevada: | 15 | vs San Jose State 01/09/19 | |
| | 15 | vs Utah State 01/02/19 | |
| | 13 | at New Mexico 12/30/15 | |
| | 12 | vs New Mexico 01/28/17 | |
| at Arkansas: | 16 | vs Bradley 12/17/22 | |
| | 16 | vs Central Arkansas 12/01/21 | |
| | 15 | vs UNC Asheville 12/21/22 | |
| | 15 | at Georgia Tech 11/25/19 | |
| | 14 | vs South Dakota State 11/16/22 | |
| | 14 | vs Texas A&M 01/22/22 | |
| | 14 | vs Auburn 02/04/20 | |
| | 14 | vs Rice 11/05/19 | |

| MOST BLOCKED SHOTS: | | | |
|---------------------|-----------|----------------------------------|--|
| at Nevada: | 11 | at Oregon State 12/05/15 | |
| | 10 | at Wyoming 01/20/16 | |
| | 10 | vs Holy Names 11/30/15 | |
| | 9 | vs UNLV 03/08/18 | |
| | 9 | at New Mexico 01/07/17 | |
| at Arkansas: | 13 | vs Texas A&M 01/31/23 | |
| | 11 | vs Texas A&M 03/10/23 | |
| | 11 | vs Alabama 02/24/21 | |
| | 10 | vs Elon 12/21/21 | |
| | 10 | vs Texas Southern 11/19/19 | |

| MUSS TEAMS IN THE NCAA/CONFERENCE STATS | | | | | | | | | | |
|---|---------------|---------------|---------------|---------------|---------------|----------------|--------------|--|--|--|
| | 2015-16 | 2016-17 | 2017-18 | 2018-19 | 2019-20 | 2020-21 | 2021-22 | | | |
| 3-pt FG Att | 176 / 8 | 37 / 2 | 29 / 2 | 51 / 2 | 115 / 5 | 26 / 3 | 105 / 7 | | | |
| A-Turnover Ratio | 232 / 9 | 13 / 1 | 2 / 1 | 15 / 1 | 140 / 4 | 103 / 2 | 110 / 4 | | | |
| Assists/Gm | 220 / 9 | 32 / 1 | 27 / 2 | 75 / 3 | 226 / 10 | 80 / 4 | 116 / 7 | | | |
| Blocks/Gm | 7 / 1 | 64 / 3 | 74 / 2 | 100 / 2 | 84 / 9 | 17 / 4 | 71 / 8 | | | |
| Def Reb/Gm | 19 / 1 | 31 / 2 | 92 / 6 | 31 / 2 | 287 / 12 | 33 / 2 | 52 / 3 | | | |
| Fewest Fouls | 342 / 11 | 105 / 3 | 253 / 9 | 184 / 6 | 322 / 12 | 329 / 13 | 323 / 10 | | | |
| Fewest TO | 335 / 11 | 59 / 1 | 24 / 1 | 21 / 1 | 59 / 1 | 320 / 10 | 291 / 7 | | | |
| FG Pct | 251 / 9 | 146 / 5 | 60 / 3 | 68 / 4 | 147 / 6 | 100 / 4 | 218 / 10 | | | |
| FG Pct Defense | 28 / 2 | 120 / 7 | 140 / 4 | 42 / 3 | 169 / 12 | 70 / 5 | 58 / 4 | | | |
| FT Attempts | 2 / 1 | 13 / 1 | 16 / 2 | 16 / 1 | 8 / 2 | 5 / 1 | 1 / 1 | | | |
| FT Made | 1 / 1 | 24 / 2 | 9 / 2 | 17 / 1 | 3 / 1 | 2 / 1 | 1 / 1 | | | |
| FT Pct | 43 / 2 | 159 / 6 | 66 / 2 | 167 / 6 | 102 / 6 | 68 / 4 | 32 / 1 | | | |
| Off Reb/Gm | 76 / 2 | 132 / 3 | 255 / 7 | 205 / 6 | 325 / 14 | 44 / 8 | 107 / 11 | | | |
| Fouls/Gm | 275 / 8 | 35 / 1 | 95 / 1 | 126 / 3 | 311 / 11 | 131 / 3 | 189 / 6 | | | |
| Reb Margin | 4 / 2 | 72 / 1 | 232 / 81 | 97 / 3 | 342 / 14 | 56 / 3 | 89 / 6 | | | |
| Scoring Defense | 177 / 5 | 151 / 6 | 191 / 6 | 55 / 1 | 185 / 9 | 189 / 8 | 145 / 9 | | | |
| Scoring Margin | 117 / 5 | 39 / 1 | 27 / 1 | 9 / 1 | 70 / 4 | 24 / 1 | 53 / 5 | | | |
| Scoring Offense | 113 / 5 | 37 / 1 | 18 / 2 | 28 / 1 | 56 / 5 | 11 / 2 | 50 / 4 | | | |
| Steals/Gm | 98 / 3 | 262 / 8 | 174 / 6 | 172 / 4 | 41 / 1 | 48 / 4 | 72 / 8 | | | |
| 3 PT FG Defense | 59 / 2 | 18 / 2 | 28 / 1 | 113 / 3 | 1 / 1 | 174 / 9 | 125 / 11 | | | |
| 3 PT FG/Game | 323 / 11 | 33 / 2 | 31 / 3 | 74 / 3 | 143 / 4 | 169 / 5 | 279 / 11 | | | |
| 3 PT FG Pct | 314 / 11 | 42 / 1 | 26 / 2 | 155 / 6 | 175 / 5 | 198 / 7 | 320 / 11 | | | |
| 3 PT FGM | 251 / 9 | 22 / 2 | 15 / 2 | 59 / 2 | 129 / 4 | 39 / 4 | 182 / 7 | | | |
| Total Assists | 112 / 2 | 30 / 2 | 10 / 1 | 69 / 2 | 251 / 10 | 12 / 1 | 40 / 4 | | | |
| Total Blocks | 3 / 1 | 50 / 3 | 44 / 1 | 88 / 2 | 81 / 7 | 3 / 2 | 37 / 5 | | | |
| Total Rebounds | 2 / 1 | 25 / 3 | 44 / 2 | 63 / 2 | 306 / 14 | 4 / 3 | 8 / 2 | | | |
| Total Rebs/Gm | 18 / 1 | 41 / 1 | 171 / 6 | 72 / 4 | 322 / 14 | 18 / 2 | 50 / 5 | | | |
| Total Steals | 40 / 3 | 208 / 9 | 85 / 2 | 157 / 4 | 34 / 1 | 5 / 2 | 25 / | | | |

| | |
|-------------|--|
| 3 PT PCT | .667 (12-18) at Tennessee 03/05/22 |
| | .600 (6-10) vs Mississippi State 02/11/23 |
| | .591 (13-22) vs Oklahoma 12/11/21 |
| | .556 (10-18) at Vanderbilt 01/14/23 |
| | .538 (14-26) at Kentucky 02/09/21 |
| FT MADE | 34 at Missouri 02/08/20 |
| | 30 at Missouri 01/18/23 |
| | 29 at Vanderbilt 01/14/23 |
| | 28 vs Missouri 01/02/21 |
| FT ATTEMPTS | 44 at Missouri 02/08/20 |
| | 40 at Missouri 01/18/23 |
| | 39 vs Missouri 01/02/21 |
| | 36 at Vanderbilt 01/14/23 |
| | 36 vs Alabama 01/11/23 |
| FT PCT | 1.000 (13-13) at Ole Miss 01/26/22 |
| | 1.000 (14-14) vs Florida 02/16/21 |
| | .962 (25-26) at Ole Miss 01/11/20 |
| | .950 (19-20) vs Texas A&M 10/12/22 |
| | .947 (18-19) vs LSU 03/02/22 |
| REBOUNDS | 60 vs Auburn 02/08/22 |
| | 53 at LSU 01/08/20 |
| | 52 at Missouri 02/08/20 |
| | 51 vs Missouri 01/02/21 |
| OFF REB | 24 vs Texas A&M 01/31/23 |
| | 24 vs Auburn 02/08/22 |
| | 23 at LSU 01/08/20 |
| | 22 vs LSU 03/02/22 |
| DEF REB | 41 vs Missouri 01/02/21 |
| | 37 at Georgia Tech 11/25/19 |
| | 36 vs Auburn 02/08/22 |
| | 35 vs Kentucky 01/18/20 |
| ASSISTS | 22 vs UConn 03/23/23 |
| | 18 at Tennessee 02/28/23 |
| | 18 vs Texas A&M 03/12/22 |
| | 18 vs Oklahoma 12/11/21 |
| | 18 at Kentucky 02/09/21 |
| | 18 at Alabama 01/16/21 |
| | 17 9x LAST vs Creighton 11/22/22 |
| STEALS | 13 at Missouri 01/18/23 |
| | 12 vs Auburn 03/09/23 |
| | 12 at Mississippi State 12/29/21 |
| | 12 at Alabama 01/16/21 |
| | 11 2x - LAST at Tennessee 02/28/23 |
| BLOCKS | 9 at Texas A&M 01/08/22 |
| | 9 vs Auburn 01/20/21 |
| | 9 at Tennessee 01/06/21 |
| | 7 3x - LAST: at Auburn 01/07/23 |
| TURNOVERS | 30 vs Fordham 11/11/22 |
| | 27 vs Bradley 12/17/22 |
| | 27 vs Rice 11/05/19 |
| | 26 vs Mississippi State 02/02/21 |
| FOULS | 35 vs LSU 03/04/20 |
| | 33 vs South Carolina 01/29/20 |
| | 32 vs Alabama 02/24/21 |
| | 31 at Kentucky 02/07/23 |

ARK TEAM GAME LOWS (w/Muss):

| | |
|---------------|---|
| FEWEST PTS | 53 vs New Mexico State 03/19/22 |
| | 56 at Texas A&M 02/15/23 |
| | 57 at Tennessee 02/28/23 |
| | 57 at LSU 12/28/22 |
| | 58 vs Tennessee 02/19/22 |
| | 59 3x LAST at Auburn 09/10/23 |
| FEWEST FG | 14 vs New Mexico State 03/19/22 |
| | 15 at Tennessee 02/11/20 |
| | 18 at Tennessee 02/28/23 |
| | 18 vs UNCG 12/06/22 |
| | 18 vs Tennessee 02/19/22 |
| FEWEST FGA | 45 vs North Texas 11/12/19 |
| | 46 vs Austin Peay 12/03/19 |
| | 48 vs Mississippi State 02/11/23 |
| | 49 at Tennessee 02/28/23 |
| | 49 at Tennessee 02/11/20 |
| | 50 3x in 2022-23 - LAST vs Auburn 03/09/23 |
| LOWEST FG% | .275 (14-51) vs New Mexico State 03/19/22 |
| | .268 (19-71) vs Missouri 01/02/21 |
| | .305 (18-59) vs Tennessee 02/19/22 |
| | .306 (15-49) at Tennessee 02/11/20 |
| | .314 (22-70) at Alabama 02/12/22 |
| FEWEST 3PT FG | 0 vs South Carolina 01/18/22 |
| | 1 vs Oral Roberts 03/27/21 |
| | 2 vs Florida 02/18/23 |
| | 2 vs Alabama 01/11/23 |
| | 2 at Auburn 01/07/23 |
| | 2 vs San Diego State 11/23/22 |
| | 2 vs Fordham 11/11/22 |
| | 2 vs Mississippi State 02/02/21 |
| FEWEST 3 FGA | 9 at Kentucky 02/07/23 |
| | 9 vs Oral Roberts 03/27/21 |
| | 9 vs TCU 01/25/20 |
| | 10 at Alabama 02/25/23 |
| | 10 vs Florida 02/18/23 |
| | 10 vs Alabama 01/11/23 |

| | |
|----------------|---|
| LOWEST 3 PT% | .000 (0-11) vs South Carolina 01/18/22 |
| | .111 (1-9) vs Oral Roberts 03/27/21 |
| | .125 (2-16) at Auburn 01/07/23 |
| | .125 (2-16) vs Fordham 11/11/22 |
| | .118 (2-17) vs Mississippi State 02/02/21 |
| | .136 (3-22) vs Kansas State 11/22/21 |
| FEWEST FT | 4 at Georgia 02/02/22 |
| | 4 at Oklahoma State 01/30/21 |
| | 5 at LSU 12/28/22 |
| | 6 at Mississippi State 01/22/20 |
| FEWEST FTA | 7 at Georgia 02/02/22 |
| | 7 at Oklahoma State 01/30/21 |
| | 8 at Ole Miss 01/26/22 |
| | 8 vs Central Arkansas 12/12/20 |
| LOWEST FT% | .471 (8-17) vs Southern 12/09/20 |
| | .500 (7-14) at Texas A&M 02/15/23 |
| | .500 (5-10) at LSU 12/28/22 |
| | .500 (13-26) vs Central Arkansas 12/01/21 |
| | .529 (9-17) vs Ole Miss 01/21/23 |
| | .533 (8-15) vs South Dakota State 11/16/22 |
| | .533 (8-15) vs Vanderbilt 01/15/20 |
| FEWEST REBS | 23 vs Missouri 02/22/20 |
| | 24 vs North Texas 11/12/19 |
| | 24 at LSU 01/08/20 |
| | 25 vs Duke 03/26/22 |
| | 25 at Texas A&M 03/07/20 |
| FEWEST OFF REB | 2 vs Missouri 02/22/20 |
| | 3 vs New Mexico State 03/19/22 |
| | 3 at LSU 01/08/20 |
| | 3 at Georgia Tech 11/25/19 |
| | 4 3x - LAST: vs Georgia 02/21/23 |
| FEWEST DEF REB | 15 vs UConn 03/23/23 |
| | 15 at Florida 02/18/20 |
| | 17 vs Oklahoma 12/10/22 |
| | 17 vs Duke 03/26/22 |
| | 18 vs Texas A&M 03/10/23 |
| | 18 vs Kentucky 03/04/23 |
| | 18 at Tennessee 02/11/20 |
| | 18 vs TCU 01/25/20 |
| FEWEST ASSISTS | 4 vs Illinois 03/16/23 |
| | 4 at Texas A&M 02/15/23 |
| | 4 vs Troy 11/28/22 |
| | 6 at Alabama 02/25/23 |
| | 6 at Tennessee 02/11/20 |
| | 7 5x LAST vs UConn 03/23/23 |
| FEWEST STEALS | 0 vs Texas Tech 03/21/21 |
| | 2 vs New Mexico State 03/19/22 |
| | 2 at Tennessee 01/06/21 |
| | 3 at Vanderbilt 01/14/23 |
| | 4 6x - LAST: at Baylor 01/28/23 |
| FEWEST BLOCKS | 0 at Alabama 02/12/22 |
| | 1 vs New Mexico State 03/19/22 |
| | 1 vs Texas Tech 03/21/21 |
| | 1 vs Georgia 01/09/21 |
| | 1 vs Northern Kentucky 11/30/19 |
| | 1 vs South Carolina 01/29/20 |
| | 1 vs Mississippi State 02/15/20 |
| | 1 at Florida 02/18/20 |
| FEWEST TO | 5 vs New Mexico State 03/19/22 |
| | 5 vs Northern Iowa 11/17/21 |
| | 5 vs LSU 03/04/20 |
| | 6 vs Kentucky 03/04/23 |
| | 6 at Florida 02/22/22 |
| | 6 vs Mississippi State 02/05/22 |
| | 6 at Kentucky 02/09/21 |
| | 6 at Georgia 02/29/20 |
| FOULS | 6 vs Mercer 11/09/21 |
| | 10 vs Southern 12/09/20 |
| | 12 vs Florida 02/18/23 |
| | 12 vs Oklahoma 12/10/22 |
| | 12 vs Mississippi Valley 11/25/20 |

OPP GAME LOWS (w/Muss at ARK):

| | |
|------------|-------------------------------------|
| FEWEST PTS | 40 vs LSU 01/24/23 |
| | 43 vs Missouri 01/12/22 |
| | 43 vs Rice 11/05/19 |
| | 43 vs North Texas 11/12/19 |
| | 44 vs Southern 12/09/20 |
| FEWEST FG | 14 vs LSU 01/24/23 |
| | 14 vs Missouri 01/12/22 |
| | 15 vs Mississippi State 02/02/21 |
| | 15 vs Lipscomb 12/05/20 |
| | 16 vs Tennessee 02/19/22 |
| | 16 vs Rice 11/05/19 |
| FEWEST FGA | 44 vs Louisville 11/21/22 |
| | 45 vs Bradley 12/17/22 |
| | 45 vs Fordham 11/11/22 |
| | 45 vs Texas A&M 01/04/20 |
| | 46 at Florida 02/18/20 |
| LOWEST FG% | .254 (15-59) vs Lipscomb 12/05/20 |
| | .259 (14-54) vs LSU 01/24/23 |
| | .271 (16-59) vs Tennessee 02/19/22 |
| | .286 (18-63) vs Southern 12/09/20 |
| | .286 (16-56) vs Rice 11/05/19 |
| | .292 (14-48) vs Missouri 01/12/22 |

| | |
|-----------------|--|
| FEWEST 3PT FG | 1 vs Texas A&M 03/10/23 |
| | 1 vs LSU 01/24/23 |
| | 1 vs Ole Miss 01/27/21 |
| | 1 vs Southern 12/09/20 |
| | 2 9x - LAST: vs UNC Asheville 12/21/22 |
| FEWEST 3 FGA | 7 vs Mississippi State 02/15/20 |
| | 9 vs LSU 01/24/23 |
| | 10 vs Texas A&M 03/10/23 |
| | 10 vs Duke 03/26/22 |
| | 11 vs Texas Southern 11/19/19 |
| LOWEST 3 PT% | .063 (1-16) vs Ole Miss 01/27/21 |
| | .077 (1-13) vs Southern 12/09/20 |
| | .080 (2-25) vs Rice 11/05/19 |
| | .100 (1-10) vs Texas A&M 03/10/23 |
| | .111 (1-9) vs LSU 01/24/23 |
| | .111 (2-18) vs San Diego State 11/23/22 |
| | .118 (2-17) vs North Texas 11/12/19 |
| | .125 (2-16) vs Missouri 01/12/22 |
| | .125 (2-16) vs Montana 11/16/19 |
| FEWEST FT | 3 vs Alabama 02/24/21 |
| | 3 vs Mississippi Valley 11/25/20 |
| | 5 vs Elon 12/21/21 |
| | 6 vs Ole Miss 01/21/23 |
| | 6 at LSU 12/28/22 |
| | 6 vs San Jose State 12/03/22 |
| | 6 vs New Mexico State 03/19/22 |
| | 6 vs LSU 02/27/21 |
| FEWEST FTA | 3 vs Alabama 02/24/21 |
| | 6 vs Mississippi Valley 11/25/20 |
| | 9 vs Elon 12/21/21 |
| | 9 vs Oklahoma 12/10/22 |
| | 10 3x LAST vs New Mexico State 03/19/22 |
| LOWEST FT% | .375 (3-8) vs Alabama 02/24/21 |
| | .462 (6-13) vs Ole Miss 01/21/23 |
| | .467 (7-15) vs Central Arkansas 12/01/21 |
| | .471 (8-17) vs Auburn 02/08/22 |
| | .500 (6-12) at LSU 12/28/22 |
| | .500 (9-18) vs UNC Asheville 12/21/22 |
| | .500 (12-24) vs South Carolina 01/18/22 |
| | .500 (6-12) vs LSU 02/27/21 |
| | .500 (9-18) at Indiana 12/29/19 |
| FEWEST REBS | 19 vs Auburn 03/09/23 |
| | 21 vs Charlotte 12/01/21 |
| | 22 vs Mercer 11/09/21 |
| | 23 at Missouri 01/18/23 |
| | 23 vs Missouri 01/04/23 |
| | 25 vs Florida 02/18/23 |
| FEWEST OFF REBS | 4 vs Charlotte 12/01/21 |
| | 4 vs Mercer 11/09/21 |
| | 4 vs Mississippi State 02/15/20 |
| | 4 vs Vanderbilt 01/15/20 |
| | 5 7x - LAST: vs New Mexico State 03/19/22 |
| FEWEST DEF REBS | 13 vs Auburn 03/09/23 |
| | 14 vs Missouri 01/04/23 |
| | 16 at Missouri 01/18/23 |
| | 17 vs Florida 02/18/23 |
| | 17 vs Charlotte 12/01/21 |
| | 18 3x LAST - vs San Jose State 12/03/22 |
| FEWEST ASSISTS | 4 vs Louisville 11/21/22 |
| | 5 at Baylor 01/28/23 |
| | 5 vs Southern 12/09/20 |
| | 6 vs Georgia 02/21/23 |
| | 6 vs LSU 01/24/23 |
| | 6 vs Florida 02/16/21 |
| | 6 at Ole Miss 01/11/20 |
| | 6 at Missouri 02/08/20 |
| FEWEST STEALS | 0 vs Vanderbilt 01/15/20 |
| | 1 vs Vermont 03/19/22 |
| | 1 vs Cincinnati 11/23/21 |
| | 1 at Kentucky 02/09/21 |
| | 1 at LSU 01/08/20 |
| | 2 3x - LAST: vs Mississippi State 02/05/22 |
| FEWEST BLKS | 0 vs Fordham 11/11/22 |
| | 0 vs Hofstra 12/18/21 |
| | 0 vs Georgia 01/09/21 |
| | 0 Southern 12/09/20 |
| | 0 vs North Texas 11/12/19 |
| | 0 vs Austin Peay 12/03/19 |
| | 1 15x LAST: vs Georgia 02/21/23 |
| FEWEST TO | 5 at Tennessee 01/06/21 |
| | 6 vs Vermont 03/19/22 |
| | 7 vs Lipscomb 12/05/20 |
| | 8 at Baylor 01/28/23 |
| | 8 at Auburn 01/07/23 |
| | 8 vs LSU 02/27/21 |
| FEWEST FOULS | 12 at Tennessee 01/06/21 |
| | 12 vs Central Arkansas 12/12/20 |
| | 14 6x - LAST: at Georgia 02/02/22 |

IN HIS FIRST SEVEN YEARS AS A COLLEGIATE HEAD COACH

- » Twice led the NCAA in Free Throws Made (2016 and 2022).
- » Led the NCAA in Free Throw Attempts (2022)
- » Led the NCAA in 3-pt FG Pct Defense (2020)
- » Ranked 1st (4x) or 2nd (3x) seven times in the league in FT Made
- » Ranked 1st (5x) or 2nd (2x) seven times in the league in FT Attempts
- » 8x - Ranked among NCAA top 25 in FT Atts AND 7x in FT Made
- » 4x - Led the league in Scoring Margin (2017, '18, '19, '21)
- » 4x - Led the league in Fewest Turnovers (2017, '18, '19, '20)
- » 3x - Led the league in Overall W-L Percentage (2017, '18, '19)
- » 3x - Led the league in Assist-To-TO Ratio (2017, '18, '19)
- » 3x - In NCAA top 20 in 3PTFG% Defense (2017, '18, '20)

OTHER TEAM HIGHLIGHTS

- » 2nd in the NCAA in Assist-To-TO Ratio (2018)
- » 2nd in the NCAA in Total Rebounds (2016)
- » 2nd in the NCAA in Free Throws Made (2021)
- » 3rd in the NCAA in Total Blocked Shots (2016)
- » 4th in the NCAA in Rebound Margin (2016)
- » 4th in the NCAA in Fewest TO Per Gm (2018)
- » 7th in the NCAA in Blocks Per Game (2016)
- » 8th in the NCAA in Total Rebounds (2022)
- » 9th in the NCAA in Scoring Margin (2019)
- » 9th in the NCAA in Turnover Margin (2020)
- » 10th in the NCAA in Total Assists (2018)

PLAYER HIGHLIGHTS

- » 10 Players in the NBA in 8 yrs as college coach
- » 4x - Players led his league in 3-PT FG Made AND 3-PT FG Attempts
- » 3x - Player led his league in points scored
- » 4 All-Americans (Caleb Martin 2x, Mason Jones, Moses Moody, JD Notae)
- » 21 All-Conference Honors
- » 7 All-Defensive Team Honors
- » 3 Conference Newcomers of the Year
- » 3 Conference 6th Man Award
- » 2 Conference Players of the Year
- » 2 Conference Freshman of the Year
- » 1 Conference Defensive Player of the Year

MUSSELMAN MILESTONE WINS

OVERALL

| | | | |
|-----|----------|--|--------|
| 1 | 11/13/15 | vs Coastal Carolina (Honolulu, Hawaii) | 73-56 |
| 100 | 01/24/19 | Colorado State (Reno, Nev.) | 100-60 |
| 200 | 02/07/23 | at Kentucky (Lexington, Ky.) | 88-73 |

AT ARKANSAS

| | | | |
|----|----------|----------------------------------|-------|
| 1 | 11/05/19 | Rice (Fayetteville, Ark.) | 91-43 |
| 50 | 11/23/21 | vs Cincinnati (Kansas City, Mo.) | 73-67 |

MUSSELMAN PLAYERS OF NOTE

CODY MARTIN

NEVADA

- Charlotte Hornets (Free Agent) • 2019-pres.
- 2x All-Mountain West (2018 and 2019)

CALEB MARTIN

NEVADA

- Hornets (2019 2nd Rd / 36th pick) • Heat 2021-pres.
- 2x First Team All-America (2018 and 2019)

JORDAN CAROLINE

NEVADA

- 3x First Team All-Mountain West (2018 and 2019)

CAM OLIVER

NEVADA

- Rockets (2021 Free Agent)
- Led Australian NBL in rebounding in 2020

JALEN HARRIS

NEVADA

- Toronto Raptors (2nd Rd / 59th pick) • 2020

ISAIAH JOE

ARKANSAS

- 76ers (2nd Rd • 49th pick) 2020-22; Thunder 2022-pres.

MASON JONES

ARKANSAS

- Rockets & 76ers (2021 Free Agent) • G League 2022-pres
- 2020 All-American & 2020 SEC Player of the Year

MOSES MOODY

ARKANSAS

- Golden State Warriors (1st Rd • 14th pick) • 2021
- 1st "one-and-done" in Arkansas history
- 2021 All-American & 2021 SEC Freshman of the Year

JD NOTAE

ARKANSAS

- 2021 Bleacher Report's National & SEC 6th Man of the Year
- 2022 All-American and consensus 1st team All-SEC

STANLEY UMUDE

ARKANSAS

- Detroit Pistons (2023 free agent)

JAYLIN WILLIAMS

ARKANSAS

- OKC Thunder (2nd Rd • 34th pick)
- 1st team All-SEC / Defensive All-SEC

BEST WINNING PERCENTAGE

active NCAA Division I head coaches
(min 5 yrs • Division I wins - Thru 2022-23 Season)

| | | | | |
|----|---------------------------------|---------------|-------------|--------------|
| 1 | Mark Few, Gonzaga | 688-135 | .836 | 24 yrs |
| 2 | Bill Self, Kansas | 787-237 | .769 | 30 yrs |
| 3 | Brian Dutcher, San Diego St. | 151-47 | .763 | 6 yrs |
| 4 | John Calipari, Kentucky | 790-251 | .759 | 31 yrs |
| 5 | Chris Jans, Mississippi State | 164-57 | .742 | 7 yrs |
| 6 | ERIC MUSSELMAN, ARKANSAS | 205-76 | .730 | 8 yrs |
| 7 | Thad Matta, Butler | 453-172 | .725 | 18 yrs |
| 8 | Tony Bennett, Virginia | 410-158 | .722 | 17 yrs |
| 9 | Darian DeVries, Drake | 122-48 | .718 | 5 yrs |
| 10 | Bob Richley, Furman | 139-55 | .716 | 7 yrs |



MUSSELMAN RECORD • POINTS SCORED

| | |
|------------------------------------|-------------------|
| Scoring Below 50 Points: | 0-0 |
| - At Arkansas | 0-0 |
| Home:..... | 0-0 at Arkansas |
| Away:..... | 0-0 at Arkansas |
| Neutral:..... | 0-0 at Arkansas |
| Scoring 50-59 Points: | 1-13 |
| - At Arkansas:..... | 1-5 |
| Home:..... | 0-1 at Arkansas |
| Away:..... | 0-10 at Arkansas |
| Neutral:..... | 1-2 at Arkansas |
| Scoring 60-69 Points: | 24-25 |
| - At Arkansas | 16-14 |
| Home:..... | 14-6 at Arkansas |
| Away:..... | 6-11 at Arkansas |
| Neutral:..... | 4-8 at Arkansas |
| Scoring 70-79 Points: | 74-25 |
| - At Arkansas | 36-14 |
| Home:..... | 41-6 at Arkansas |
| Away:..... | 15-14 at Arkansas |
| Neutral:..... | 18-5 at Arkansas |
| Scoring 80-89 Points: | 67-8 |
| - At Arkansas | 25-6 |
| Home:..... | 39-0 at Arkansas |
| Away:..... | 17-5 at Arkansas |
| Neutral:..... | 11-3 at Arkansas |
| Scoring 90-99 Points: | 27-1 |
| - At Arkansas | 12-0 |
| Home:..... | 17-0 at Arkansas |
| Away:..... | 9-1 at Arkansas |
| Neutral:..... | 1-0 at Arkansas |
| Scoring 100 or More Points: | 11-1 |
| - At Arkansas | 3-0 |
| Home:..... | 7-0 at Arkansas |
| Away:..... | 3-1 at Arkansas |
| Neutral:..... | 1-0 at Arkansas |

MUSSELMAN RECORD • POINTS ALLOWED

| | |
|--|-------------------|
| Opponent Scores Below 50 Points: | 12-0 |
| - At Arkansas | 10-0 |
| Home:..... | 10-0 at Arkansas |
| Away:..... | 1-0 at Arkansas |
| Neutral:..... | 1-0 at Arkansas |
| Opponent Scores 50-59 Points: | 39-1 |
| - At Arkansas | 21-0 |
| Home:..... | 27-1 at Arkansas |
| Away:..... | 9-0 at Arkansas |
| Neutral:..... | 3-0 at Arkansas |
| Opponent Scores 60-69 Points: | 76-11 |
| - At Arkansas | 32-5 |
| Home:..... | 46-0 at Arkansas |
| Away:..... | 13-6 at Arkansas |
| Neutral:..... | 17-5 at Arkansas |
| Opponent Scores 70-79 Points: | 58-26 |
| - At Arkansas | 26-16 |
| Home:..... | 29-7 at Arkansas |
| Away:..... | 17-15 at Arkansas |
| Neutral:..... | 12-4 at Arkansas |
| Opponent Scores 80-89 Points: | 18-25 |
| - At Arkansas | 5-15 |
| Home:..... | 7-5 at Arkansas |
| Away:..... | 8-14 at Arkansas |
| Neutral:..... | 3-6 at Arkansas |
| Opponent Scores 90-99 Points: | 2-8 |
| - At Arkansas | 1-5 |
| Home:..... | 2-2 at Arkansas |
| Away:..... | 0-4 at Arkansas |
| Neutral:..... | 0-2 at Arkansas |
| Opponent Scores 100 or More Points: | 1-2 |
| - At Arkansas | 0-0 |
| Home:..... | 0-0 at Arkansas |
| Away:..... | 1-2 at Arkansas |
| Neutral:..... | 0-0 at Arkansas |

0 ANTHONY BLACK

G | Fr. | 6-7 | 198 | Duncanville, Texas | Duncanville HS

@AnthonyBlack24
@xanthonyblack

Including 2022-23, has **FOUR** years of collegiate eligibility
Major: TBA (Arts & Sciences)
Born on Jan. 20, 2004 in Las Colinas, Texas
The son of Terry and Jennifer Black



• Listed as the **#1** high school point guard in the nation by 247Sports ... On the gold-medal-winning USA Basketball Men's U18 National Team for the 2022 FIBA Americas U18 Championship ... Played in the McDonald's All-American, Iverson Classic and the USA Basketball's 2022 USA Nike Hoop Summit.

- **ALL-SEC 2nd Team (coaches) and SEC ALL-FRESHMAN TEAM**
- **KYLE MACY NATIONAL FRESHMAN OF THE YEAR FINALIST and KYLE MACY FRESHMAN ALL-AMERICAN**
- **NABC 2nd Team ALL-DISTRICT 20**

- **Named the CBS Sports/USBWA National Freshman of the Week (Nov. 22)** for his early-season play through Louisville at Maui
- **Named SEC co-Freshman of the Week (Nov. 28)** for his play at Maui

• **THE ONLY PLAYER IN THE SEC TOP 25 IN SCORING • REBOUNDING • ASSISTS • STEALS • BLOCKED SHOTS**

- **3rd in steals (2.06) • 5th in assists (3.92) • 18th in scoring (12.78) • 23rd in blks (0.61) • 24th in rebs (5.06)**
- **LED THE SEC IN MINUTES: (34:51) ... 4th-most total minutes (1,253) by a Hog in a season ... Played all 40 minutes in regulation 3x & all 20 minutes of a half 19x.**
- **Set Arkansas freshman season records in steals (74) • steals/gm (2.06) • Minutes (1,253) • Min/gm (34:51) • FT Att (190) • Games (36) • Starts (36)**
- **Was the only Razorback to start all 36 games**
- **Is THE ONLY player in Razorback history to reach 450+ points, 180+ rebounds and 140+ assists in a season (460-182-141)**
- **IN THE UA SEASON RECORD BOOK: 38 SEC Steals (T-3rd); 82 SEC Assists (9th)**

2022-23 HIGHLIGHTS:

- Named to the 5-man Maui **JAM MAUI INVITATIONAL ALL-TOURNAMENT TEAM** as well as being named **SEC co-FRESHMAN OF THE WEEK**... Led all scorers (22.3 ppg) at Maui ... Versus Louisville, scored a **career-high 26 points** (9-of-11 FG; 3-5 3PT and 5-of-5 FT) with a **season-high six assists** ... Versus Creighton, **matched his career-high with 26 points** (10-of-18 FG; 1-3 3PT and 5-of-6 FT) with six assists and leading the team with six rebounds ... Added 15 points versus San Diego State, making **career highs in FT (9) and FTA (10)**.
- **TROY:** Played all 40 minutes and recorded a season-high 8 rebounds, while scoring 14 points.
- **BRADLEY:** Attempted a season-high 11 free throws (making seven) and led the team in assists (4) and blocked shots (2).
- **@ LSU:** Played all 40 minutes and stuffed the stat sheet with seven points, eight rebounds and four assists with just two turnovers.
- **@ AUBURN:** Scored a game-high 23 points, going 13-of-16 at the free throw line ... Added seven rebounds and four assists.
- **@ MISSOURI:** Nearly recorded a triple-double with 15 points, eight rebounds and a then career-high seven assists ... Added two steals and a blocked shot ... **Eight rebounds tied his career high.**
- **OLE MISS:** Led team with 17 points and posted **career highs in assists (8) and steals (5)** ... Scored 11 of his 17 and had four of his five steals in the second half.
- **LSU:** **Tied his career high making 3 3-pointers** (3-of-5) to score 14 points with seven rebounds, three assists and three steals.
- **@ BAYLOR:** Despite an early knee injury, gutted out a 7-point, 6-rebound, 3-assist performance.
- **TEXAS A&M:** Had 11 points and **seven assists** with two steals
- **@ SOUTH CAROLINA:** **Scored five of Arkansas' final seven points** in the 2-point win with a crucial defensive board leading to two free throws to go up one (60-59) with 2:43 left, a layup to go up one (64-63), a defensive rebound with 32 seconds left, a defensive rebound with two seconds left that led to a free throw and 65-63 win.
- **@ KENTUCKY:** Scored 19 points - including 12 in the second half - with five assists and a **career-high tying five steals** ... Had three dunks, including a highlight reel alley-oop in the first half and back-to-back dunks off back-to-back steals on UK's first and second possessions of the second half.
- **MISS STATE:** Scored a game-high 23 points with five rebounds, five assists and three steals ... Snapped an 0-7 streak from 3-point range by going 2-of-5 from deep.
- **@ TEXAS A&M:** **Tied his career high with eight assists** (just 3 TO) ... Added nine points.
- **@ GEORGIA:** **For the third time, tied his career high with eight assists** (with ZERO TO) ... Added 10 points (5-of-7) with four rebounds and two steals.
- **@ TENNESSEE:** Led Arkansas with 13 points (6-of-9 FG, 1-2 3PT) and added five rebounds.
- **KENTUCKY:** Led Arkansas with 8 rebounds - tying his career high for a fourth time this season - adding 14 points and four assists,
- **vs AUBURN (SEC):** Led Arkansas with 19 points (6-of-10 FG; 7-9 FT) with six rebounds and six assists ... Added two steals.
- **vs TEXAS A&M (SEC):** Had a **career-high four blocked shots**.
- **vs KANSAS (NCAA):** Only scored four points, but played 37:13 with an injury left ankle ... Primarily guarded Grady Dick and held him to 7 points (3-of-9 FG; 1-of-3 3PT) ... Inside the final 9:30 (with Arkansas down 2, blocked a Dick 3PT attempt, dished out an assist to give Arkansas its first lead (52-51) since leading 2-0, and had a defensive rebound.
- **vs UConn (NCAA):** Led the team with 20 points, his 5th 20-pt game, and **five steals, tying his career high** ... Added four rebounds ... Scored Arkansas' first five points ... Started Arkansas' 10-0 run in the second half with a 3-pointer, steal and a free throw.

NATIONAL RECRUITING RANKINGS

- **#8 on the SI99 All-American list**
- **247Sports** ★★★★★ **#14 nation** **#1 PG**
- **ESPN** ★★★★★ **#15 nation** **#8 SF**
- **247Composite** ★★★★★ **#17 nation** **#2 PG**
- **Rivals** ★★★★★ **#19 nation** **#5 SG**

- **LED ARK IN Pts:** 8
- **Led ARK in Rebs:** 2
- **Led ARK in Assists:** 21
- **Led ARK in Steals:** 17
- **Led ARK in Blocked Shots:** 7
- **Double-figure Pts:** 23
- **20-pt gms - 30-pt gms:** 5 - 0
- **Gms with a 3PT Made:** 19
- **Gms with 3+ 3PT Made:** 2
- **Gms with 3+ Assists:** 25
- **Gms with 3+ Steals:** 10
- **Gms with 3+ Blks:** 1
- **Gms with 5+ Rebs:** 22

NCAA DI players in the last 30 years who had at least the Pts, Rebs, Assists, Stls & Blks that Anthony Black did

| Player (School, Year) | Pts | Reb | Asss | Stls | Blks |
|--|------------|------------|------------|-----------|-----------|
| Mefta World Peace (St. John's '99, SD) | 535 | 232 | 156 | 76 | 44 |
| Deion Wright (Utah '14, JR) | 513 | 224 | 174 | 82 | 43 |
| Anfernee Hardaway (Memphis '93, JR) | 729 | 273 | 204 | 78 | 39 |
| Matt Rafferty (Furman '19, SR) | 577 | 298 | 141 | 84 | 36 |
| Terrence Williams (Louisville '09, SR) | 463 | 317 | 185 | 86 | 29 |
| Tyreke Evans (Memphis '09, FR) | 632 | 198 | 143 | 77 | 29 |
| John Konchar (IUPUI-FW '18, JR) | 490 | 267 | 156 | 81 | 23 |
| Lester Hudson (UT Martin '08, JR) | 847 | 259 | 148 | 94 | 22 |
| ANTHONY BLACK (ARK '23, FR) | 460 | 182 | 141 | 74 | 22 |

BLACKS' PERSONAL BESTS

- POINTS**
Season: 26 (2x) LAST vs Creighton (11/22/22)
SEC: 23 (2x) LAST vs Miss State (02/11/23)
- FG MADE**
Season: 10 vs Creighton (11/22/22)
SEC: 8 vs Miss State (02/11/23)
- FG ATTEMPTED**
Season: 18 vs Creighton (11/22/22)
SEC: 17 vs Ole Miss (01/21/23)
- 3-POINT FG MADE**
Season: 3 (2x) vs LSU (01/24/23)
SEC: 3 vs LSU (01/24/23)
- 3-PT FG ATTEMPTS**
Season: 6 vs Fordham (11/11/22)
SEC: 5 (2x) LAST vs Miss State (02/11/23)
- FT MADE**
Season: 13 at Auburn (01/07/23)
SEC: 13 at Auburn (01/07/23)
- FT ATTEMPTED**
Season: 16 at Auburn (01/07/23)
SEC: 16 at Auburn (01/07/23)
- REBOUNDS**
Season: 8 (4x) LAST vs Kentucky (03/04/23)
SEC: 8 (3x) LAST vs Kentucky (03/04/23)
- ASSISTS**
Season: 8 (3x) LAST vs Georgia (02/21/23)
SEC: 8 (3x) LAST vs Georgia (02/21/23)
- STEALS**
Season: 5 (3x) LAST vs UConn (03/23/23)
SEC: 5 (2x) LAST at Kentucky (02/07/23)
- BLOCKED SHOTS**
Season: 4 vs Texas A&M (03/10/23)
SEC: 1 (6x) LAST vs Kentucky (03/04/23)
- MINUTES**
Season: 40:00 (3x) LAST at S. Carolina (02/04/23)
SEC: 40:00 (2x) LAST at S. Carolina (02/04/23)

ANTHONY BLACK 2022-23 GAME STATS

| Opponent | Date | GS | Min | FG | FGA | Pct | 3FG | 3A | Pct | FT | FTA | Pct | O | D | Tot | Pf | Fo | A | TO | Blk | Stl | Pts | Avg | |
|--------------------|----------|----|-----|----|-----|-------|-----|----|-------|----|-----|-------|---|---|-----|-----|----|---|----|-----|-----|-----|------|------|
| NORTH DAKOTA ST. | 11/07/22 | * | 30 | 1 | 7 | .143 | 0 | 0 | .000 | 1 | 2 | .500 | 0 | 7 | 7 | 3 | 0 | 3 | 2 | 1 | 3 | 3 | 3.0 | |
| FORDHAM | 11/11/22 | * | 24 | 3 | 8 | .375 | 1 | 6 | .167 | 3 | 4 | .750 | 2 | 4 | 6 | 5 | 2 | 0 | 4 | 1 | 2 | 10 | 6.5 | |
| SOUTH DAKOTA ST. | 11/16/22 | * | 30 | 2 | 3 | .667 | 1 | 2 | .500 | 0 | 0 | .000 | 1 | 4 | 5 | 6.0 | 1 | 0 | 5 | 2 | 0 | 4 | 5 | 6.0 |
| vs Louisville | 11/21/22 | * | 35 | 9 | 11 | .818 | 3 | 5 | .600 | 5 | 5 | 1.000 | 1 | 2 | 3 | 5.3 | 3 | 0 | 6 | 4 | 0 | 2 | 26 | 11.0 |
| vs Creighton | 11/22/22 | * | 38 | 10 | 18 | .556 | 1 | 3 | .333 | 5 | 7 | .714 | 3 | 3 | 6 | 5.4 | 3 | 0 | 6 | 3 | 0 | 2 | 26 | 14.0 |
| vs San Diego St. | 11/23/22 | * | 39 | 3 | 11 | .273 | 0 | 2 | .000 | 9 | 10 | .900 | 1 | 4 | 5 | 5.3 | 2 | 0 | 1 | 4 | 0 | 1 | 15 | 14.2 |
| TROY | 11/28/22 | * | 40 | 5 | 8 | .625 | 2 | 4 | .500 | 2 | 4 | .500 | 1 | 7 | 8 | 5.7 | 1 | 0 | 3 | 3 | 1 | 2 | 14 | 14.1 |
| SAN JOSE ST. | 12/03/22 | * | 32 | 3 | 5 | .600 | 1 | 1 | 1.000 | 1 | 1 | 1.000 | 1 | 3 | 4 | 5.5 | 2 | 0 | 6 | 2 | 0 | 0 | 8 | 13.4 |
| UNC GREENSBORO | 12/06/22 | * | 33 | 4 | 8 | .500 | 2 | 4 | .500 | 1 | 3 | .333 | 1 | 4 | 5 | 5.4 | 3 | 0 | 2 | 1 | 1 | 0 | 11 | 13.1 |
| vs Oklahoma | 12/10/22 | * | 35 | 4 | 4 | 1.000 | 0 | 0 | .000 | 0 | 0 | .000 | 1 | 3 | 4 | 5.3 | 1 | 0 | 5 | 5 | 1 | 2 | 8 | 12.6 |
| vs Bradley | 12/17/22 | * | 38 | 4 | 7 | .571 | 0 | 1 | .000 | 7 | 11 | .636 | 1 | 2 | 3 | 5.1 | 1 | 0 | 4 | 2 | 2 | 2 | 15 | 12.8 |
| UNC ASHEVILLE | 12/21/22 | * | 25 | 2 | 7 | .286 | 2 | 5 | .400 | 4 | 6 | .667 | 0 | 3 | 3 | 4.9 | 3 | 0 | 3 | 2 | 0 | 2 | 10 | 12.6 |
| at LSU | 12/28/22 | * | 40 | 3 | 8 | .375 | 0 | 3 | .000 | 1 | 2 | .500 | 4 | 4 | 8 | 5.2 | 1 | 0 | 4 | 2 | 0 | 1 | 7 | 12.2 |
| MISSOURI | 01/04/23 | * | 40 | 2 | 7 | .286 | 1 | 4 | .250 | 1 | 2 | .500 | 0 | 2 | 2 | 4.9 | 1 | 0 | 5 | 4 | 1 | 6 | 11.7 | |
| at Auburn | 01/07/23 | * | 30 | 5 | 11 | .455 | 0 | 3 | .000 | 13 | 16 | .813 | 3 | 4 | 7 | 5.1 | 4 | 0 | 4 | 4 | 1 | 1 | 23 | 12.5 |
| ALABAMA | 01/11/23 | * | 33 | 2 | 12 | .167 | 0 | 3 | .000 | 1 | 5 | .200 | 2 | 3 | 5 | 5.1 | 5 | 1 | 1 | 4 | 0 | 1 | 5 | 12.0 |
| at Vanderbilt | 01/14/23 | * | 39 | 7 | 15 | .467 | 2 | 4 | .500 | 2 | 4 | .500 | 2 | 4 | 6 | 5.1 | 3 | 0 | 3 | 4 | 1 | 0 | 18 | 12.4 |
| at Missouri | 01/18/23 | * | 39 | 4 | 9 | .444 | 1 | 3 | .333 | 6 | 6 | 1.000 | 2 | 6 | 8 | 5.3 | 3 | 0 | 7 | 5 | 1 | 2 | 15 | 12.5 |
| OLE MISS | 01/21/23 | * | 37 | 7 | 17 | .412 | 0 | 1 | .000 | 3 | 6 | .500 | 1 | 2 | 3 | 5.2 | 3 | 0 | 8 | 2 | 0 | 5 | 17 | 12.7 |
| LSU | 01/24/23 | * | 37 | 3 | 9 | .333 | 3 | 5 | .600 | 5 | 6 | .833 | 2 | 5 | 7 | 5.3 | 3 | 0 | 3 | 3 | 0 | 3 | 14 | 12.8 |
| at Baylor | 01/28/23 | * | 36 | 3 | 7 | .429 | 0 | 2 | .000 | 1 | 1 | 1.000 | 1 | 5 | 6 | 5.3 | 0 | 0 | 3 | 2 | 0 | 1 | 7 | 12.5 |
| TEXAS A&M | 01/31/23 | * | 38 | 2 | 4 | .500 | 0 | 1 | .000 | 7 | 9 | .778 | 1 | 4 | 5 | 5.3 | 3 | 0 | 7 | 4 | 0 | 2 | 11 | 12.5 |
| at South Carolina | 02/04/23 | * | 40 | 4 | 10 | .400 | 0 | 1 | .000 | 5 | 7 | .714 | 1 | 5 | 6 | 5.3 | 3 | 0 | 4 | 2 | 2 | 1 | 13 | 12.5 |
| at Kentucky | 02/07/23 | * | 38 | 8 | 15 | .533 | 0 | 3 | .000 | 3 | 4 | .750 | 0 | 4 | 4 | 5.3 | 3 | 0 | 5 | 6 | 1 | 5 | 19 | 12.8 |
| MISSISSIPPI ST. | 02/11/23 | * | 39 | 8 | 13 | .615 | 2 | 5 | .400 | 5 | 6 | .833 | 1 | 4 | 5 | 5.2 | 3 | 0 | 5 | 4 | 1 | 3 | 23 | 13.2 |
| at Texas A&M | 02/15/23 | * | 38 | 3 | 8 | .375 | 1 | 2 | .500 | 2 | 3 | .667 | 0 | 3 | 3 | 5.2 | 4 | 0 | 8 | 3 | 0 | 2 | 9 | 13.0 |
| FLORIDA | 02/18/23 | * | 35 | 3 | 6 | .500 | 1 | 1 | 1.000 | 7 | 8 | .875 | 0 | 5 | 5 | 5.1 | 1 | 0 | 3 | 4 | 0 | 3 | 14 | 13.0 |
| GEORGIA | 02/21/23 | * | 31 | 5 | 7 | .714 | 0 | 1 | .000 | 0 | 2 | .000 | 0 | 4 | 4 | 5.1 | 2 | 0 | 8 | 0 | 0 | 2 | 10 | 12.9 |
| at Alabama | 02/25/23 | * | 16 | 2 | 7 | .286 | 0 | 1 | .000 | 3 | 4 | .750 | 1 | 1 | 2 | 5.0 | 5 | 1 | 2 | 3 | 0 | 3 | 7 | 12.7 |
| at Tennessee | 02/28/23 | * | 34 | 6 | 9 | .667 | 1 | 2 | .500 | 0 | 2 | .000 | 3 | 2 | 5 | 5.0 | 1 | 0 | 1 | 6 | 0 | 2 | 13 | 12.7 |
| KENTUCKY | 03/04/23 | * | 34 | 3 | 10 | .300 | 1 | 3 | .333 | 7 | 12 | .583 | 2 | 6 | 8 | 5.1 | 3 | 0 | 4 | 1 | 1 | 1 | 14 | 12.8 |
| vs Auburn (SEC) | 03/09/23 | * | 37 | 6 | 10 | .600 | 0 | 2 | .000 | 7 | 9 | .778 | 3 | 3 | 6 | 5.1 | 4 | 0 | 6 | 5 | 0 | 2 | 19 | 13.0 |
| vs Texas A&M (SEC) | 03/10/23 | * | 35 | 3 | 8 | .375 | 1 | 4 | .250 | 2 | 4 | .500 | 1 | 3 | 4 | 5.1 | 4 | 0 | 2 | 2 | 2 | 2 | 9 | 12.8 |
| vs Illinois (NCAA) | 03/16/23 | * | 34 | 4 | 12 | .333 | 0 | 1 | .000 | 4 | 6 | .667 | 0 | 6 | 6 | 5.1 | 3 | 0 | 1 | 2 | 1 | 3 | 12 | 12.8 |
| vs Kansas (NCAA) | 03/18/23 | * | 37 | 1 | 6 | .167 | 0 | 2 | .000 | 2 | 2 | 1.000 | 0 | 4 | 4 | 5.1 | 4 | 0 | 2 | 1 | 1 | 1 | 4 | 12.6 |
| vs UConn (NCAA) | 03/23/23 | * | 37 | 5 | 12 | .417 | 1 | 3 | .333 | 9 | 11 | .818 | 2 | 2 | 4 | 5.1 | 2 | 0 | 1 | 2 | | | | |

1


RICKY COUNCIL IV

G | Jr. | 6-6 | 205 | Durham, N.C. | Southern Durham HS / Wichita State

@rickythe4th
@c4_hoops

Including 2022-23, has **THREE** years of collegiate eligibility
Major: Recreation & Sport Management
Born on Aug. 3, 2001 in Durham, N.C.

The son of Rick and Ruth Council - has 2 older brothers, Ricky II & Ricky III



DOUBLE-DOUBLES (3)

| SOPHOMORE (at WSU) | | (2) | |
|-------------------------------|--------|--------|--|
| 02/02/22 • TULANE | 12 pts | 15 reb | |
| 02/20/22 • HOUSTON | 17 pts | 10 reb | |
| JUNIOR (at ARK) | | (1) | |
| 03/16/22 • vs Illinois (NCAA) | 18 pts | 10 reb | |

Was the 2022 American Athletic Conference Sixth Man of the Year and made the 2021 AAC All-Freshman Team ... Teammates with former Razorback Trey Wade at Wichita State in 2020-21 and the duo helped the Shockers win the AAC regular-season title and earn an NCAA Tournament berth.

- **ALL-SEC 2nd Team (coaches and AP) ... USBWA ALL-DISTRICT VII**
- **NAMED THE TO MIDSEASON USBWA OSCAR ROBERTSON TROPHY WATCH LIST**
- **Scored 20-plus 11x for the year (15 in career) ... Scored in double digits in 31 of 36 games**
- **IN THE SEC: 1st IN FT MADE (173) • 2nd in FT ATT (218) • 3rd in Scoring (16.1) • 3rd in Minutes (34:08)**
- IN THE NCAA: 11th in FT Made (173 • 18th in FT Att (218)
- Played all 40 minutes in regulation **6x** and all 20 minutes of a half **24x**.
- **SEC PLAYER OF THE WEEK (Dec. 5) ... Averaged 22.0 points (70% FG and 8-8 FT) in wins over Troy & San Jose State**
- **1 of 8 Razorbacks who had 575+ points, 125+ rebounds, 80+ assists and 40+ steals in a season (581-130-81-40).**
- **IN THE UA SEASON RECORD BOOK: 173 FT Made (8th); 87 SEC FT Made (5th); 115 SEC FT Att (5th)**

2022-23 HIGHLIGHTS:

- **FORDHAM:** Led the team in scoring (15 points) ... For the first time in his career, saw action at point guard and responded with a **career-high seven assists**.
- **LOUISVILLE:** Had 15 points while **tying his career high with four steals and making 3 3-pointers**.
- **CREIGHTON:** Scored 24 points, attempting a career-high 19 shots, while playing all 40 minutes.
- **SAN DIEGO STATE:** Played 41:03 in the overtime win ... Scored 18 of his 19 points after halftime, including five of the Hogs' 1 overtime points.
- **SEC PLAYER OF THE WEEK (Dec. 5):** **Versus Troy, scored a game-high 27 (also his second-best career effort) ...** Had 19 points in the second half as Arkansas erased a two-point halftime deficit ... **Scored 11 points in a decisive 17-0 run** (all told, scored 13 in a 19-3 run to end the game) ... Made a career-high 12 field goals ... **Versus San Jose State,** scored 17 points and only missed one shot attempt (5-of-6 FG; 1-1 3 PT, 6-6 FT) ... Up three with 17:27 left, Arkansas went on a 23-7 runs with Council scoring all 10 of his second-half points ... Added three steals.
- **OKLAHOMA:** Scored a game-high 26 points - with three highlight reel dunks - and tied for the team lead with five assists.
- **MISSOURI:** Had a **season-high seven rebounds** and scored a game-high 25 points - **21 in the second half**.
- **@ VANDY:** Scored a game-best 24 points (**tying a career and season-high with 3 3-pointers**) ... Added two steals.
- **LSU:** **Tied his career-high with seven assists,** including five in the first half and two in the second half on alley-oops ... Grabbed six rebounds.
- **@ BAYLOR:** Scored a game-high 25 points (10-of-17 FG) with 14 in the first half and 11 in the second.
- **TEXAS A&M:** Tied for the team lead with 19 points ... Added six rebounds and four assists and tied for the team lead at +12.
- **@ KENTUCKY:** Led the team with 20 points, making 8-of-10 at the line and sinking two of the team's four 3-pointers ... Added four assists.
- **MISS STATE:** **For the first time this year, led the team in rebounds** with six, tying two others.
- **FLORIDA:** **Tied his season high with seven rebounds,** adding 15 points
- **GEORGIA:** Had 22 points (making 3-of-6 from 3PT) with four assists, two steals and zero turnovers.
- **@ ALABAMA:** Scored 20 points off the bench (5-of-9 FG ... Made 10 free throws and attempted a season-high 14 at the line.
- **KENTUCKY:** Scored 16 points, making 10-of-12 at the free throw line.
- **vs AUBURN (SEC):** **Scored his 1,000th career point on his first basket, a dunk at 12:43 ...** Finished with seen points and two steals.
- **vs ILLINOIS (NCAA):** **Recorded his first double-double as a Razorback** with 16 points (making 11-of-12 FT) with 10 rebounds ... The 10 boards were a season high and were the **second time he led Arkansas in rebounding for a game**.
- **vs KANSAS (NCAA):** Scored 21, including 11 of the Hogs' final 15 ... Made 10-of-11 FT ... Ironically, the one miss FT led to the win ... With the game tied and 23 seconds left, Council made one free throw then missed the second ... However, the ball was tipped, Council got the loose ball and was fouled again before making both free throws for a three-point lead.
- **vs UCONN (NCAA):** Scored 17, going 8-of-9 at the free throw line ... Added three rebounds, two assists and had one of the Hogs' two blocked shots in the game.

- **Led his team in Pts (ARK): 25 (12)**
- **Led his team in Rebs (ARK): 9 (2)**
- **Led his team in Assists (ARK): 7 (5)**
- **Double-figure Pts (ARK): 52 (31)**
- **Double-figure Rebs (ARK): 3 (1)**
- **Double-Doubles (ARK): 3 (1)**
- **20-pt gms (ARK): 15 (11)**
- **30-pt or more gms (ARK): 1 (0)**
- **Gms with a 3PT Made (ARK): 49 (22)**
- **Gms with 3+ 3PT Made (ARK): 6 (3)**
- **Gms with 3+ Assists (ARK): 21 (13)**
- **Gms with 3+ Blks (ARK): 0 (0)**
- **Gms with 3+ Steals (ARK): 9 (4)**
- **Gms with 5+ Rebs (ARK): 32 (8)**

COUNCIL'S PERSONAL BESTS

POINTS
Season: 27 vs Troy (11/28/22)
Career: 31 vs UCF (01/26/22)
SEC: 25 vs Missouri (01/04/23)

FG MADE
Season: 12 vs Troy (11/28/22)
Career: 12 vs Troy (11/28/22)
SEC: 8 at Vanderbilt (01/14/23)

FG ATTEMPTED
Season: 19 (2x) LAST at LSU (12/28/22)
Career: 19 vs Creighton (11/22/22)
SEC: 19 at LSU (12/28/22)

3-POINT FG MADE
Season: 3 (3x) LAST vs Georgia (02/21/23)
Career: 3 (6x) LAST vs Georgia (02/21/23)
SEC: 3 (2x) LAST vs Georgia (02/21/23)

3-PT FG ATTEMPTS
Season: 7 (3x) LAST vs Texas A&M (01/31/23)
Career: 7 (5x) LAST vs Texas A&M (01/31/23)
SEC: 7 (2x) vs Texas A&M (01/31/23)

FT MADE
Season: 11 vs Missouri (01/04/23)
Career: 16 vs UCF (01/26/22)
SEC: 11 vs Missouri (01/04/23)

FT ATTEMPTED
Season: 14 at Alabama (02/25/23)
Career: 20 vs UCF (01/26/22)
SEC: 14 at Alabama (02/25/23)

REBOUNDS
Season: 10 vs Illinois (03/16/23)
Career: 15 vs Tulane (01/12/22)
SEC: 7 (2x) LAST vs Florida (02/18/23)

ASSISTS
Season: 7 vs LSU (01/24/23)
Career: 7 (2x) LAST vs LSU (01/24/23)
SEC: 7 vs LSU (01/24/23)

STEALS
Season: 4 vs Louisville (11/21/22)
Career: 4 (2x) LAST vs Louisville (11/21/22)
SEC: 3 (2x) LAST at Missouri (01/18/23)

BLOCKED SHOTS
Season: 1 (1x) LAST vs UConn (03/23/23)
Career: 2 (2x) LAST at Tulane (01/29/22)
SEC: 1 (5x) LAST vs Georgia (02/21/23)

MINUTES
Season: 41:03 vs San Diego State (11/23/22)
Career: 48:16 Houston (02/20/22)
SEC: 40 (3x) at South Carolina (02/04/23)

RICKY COUNCIL IV 2022-23 GAME STATS

| Opponent | Date | GS | Min | FG | FGA | Pct | 3FG | 3A | Pct | FT | FTA | Pct | O | D | Tot | Avg | PF | FO | A | T | Blk | Stl | Pts | Avg | |
|--------------------|----------|----|-----|------|-----|------|------|----|-------|------|-----|-------|------|----|-----|-----|-----|----|---|----|-----|-----|-----|------|------|
| NORTH DAKOTA ST. | 11/07/22 | * | 36 | 9 | 14 | .643 | 1 | 2 | .500 | 3 | 6 | .500 | 1 | 2 | 3 | 3.0 | 1 | 0 | 2 | 1 | 1 | 1 | 22 | 22.0 | |
| FORDHAM | 11/11/22 | * | 37 | 5 | 12 | .417 | 1 | 3 | .333 | 4 | 4 | 1.000 | 1 | 3 | 4 | 3.5 | 2 | 0 | 7 | 2 | 0 | 2 | 15 | 18.5 | |
| SOUTH DAKOTA ST. | 11/16/22 | * | 30 | 8 | 12 | .667 | 1 | 4 | .250 | 2 | 3 | .667 | 0 | 2 | 2 | 3.0 | 2 | 0 | 2 | 3 | 1 | 1 | 19 | 18.7 | |
| vs Louisville | 11/21/22 | * | 35 | 6 | 13 | .462 | 3 | 7 | .429 | 0 | 0 | .000 | 1 | 2 | 3 | 3.0 | 1 | 0 | 3 | 4 | 0 | 4 | 15 | 17.8 | |
| vs Creighton | 11/22/22 | * | 40 | 9 | 19 | .474 | 2 | 6 | .333 | 4 | 4 | 1.000 | 1 | 2 | 3 | 3.0 | 3 | 0 | 3 | 1 | 0 | 2 | 24 | 19.0 | |
| vs San Diego St. | 11/23/22 | * | 41 | 6 | 19 | .316 | 0 | 3 | .000 | 7 | 11 | .636 | 1 | 2 | 3 | 3.0 | 3 | 0 | 4 | 3 | 0 | 2 | 19 | 19.0 | |
| TROY | 11/28/22 | * | 39 | 12 | 18 | .667 | 1 | 4 | .250 | 2 | 2 | 1.000 | 2 | 1 | 3 | 3.0 | 2 | 0 | 0 | 2 | 0 | 1 | 27 | 20.1 | |
| SAN JOSE ST. | 12/03/22 | * | 26 | 5 | 6 | .833 | 1 | 1 | 1.000 | 6 | 6 | 1.000 | 0 | 3 | 3 | 3.0 | 1 | 0 | 1 | 3 | 0 | 3 | 17 | 19.8 | |
| UNC GREENSBORO | 12/06/22 | * | 37 | 1 | 7 | .143 | 0 | 3 | .000 | 6 | 6 | 1.000 | 0 | 3 | 3 | 3.0 | 3 | 0 | 2 | 3 | 0 | 0 | 8 | 18.4 | |
| vs Oklahoma | 12/10/22 | * | 40 | 10 | 15 | .667 | 1 | 2 | .500 | 5 | 7 | .714 | 0 | 2 | 2 | 2.9 | 1 | 0 | 5 | 1 | 0 | 1 | 26 | 19.2 | |
| vs Bradley | 12/17/22 | * | 36 | 4 | 10 | .400 | 1 | 3 | .333 | 7 | 8 | .875 | 0 | 2 | 2 | 2.8 | 2 | 0 | 2 | 2 | 0 | 2 | 16 | 18.9 | |
| UNC ASHEVILLE | 12/21/22 | * | 25 | 5 | 10 | .500 | 0 | 1 | .000 | 2 | 2 | 1.000 | 1 | 1 | 2 | 2.8 | 2 | 0 | 2 | 1 | 0 | 1 | 12 | 18.3 | |
| at LSU | 12/28/22 | * | 40 | 5 | 19 | .263 | 1 | 5 | .200 | 2 | 5 | .400 | 4 | 2 | 6 | 3.0 | 1 | 0 | 0 | 2 | 0 | 3 | 13 | 17.9 | |
| MISSOURI | 01/04/23 | * | 31 | 6 | 15 | .400 | 2 | 7 | .286 | 11 | 13 | .846 | 2 | 5 | 7 | 3.3 | 1 | 0 | 1 | 5 | 1 | 0 | 25 | 18.4 | |
| at Auburn | 01/07/23 | * | 37 | 5 | 15 | .333 | 2 | 6 | .333 | 2 | 2 | 1.000 | 1 | 1 | 2 | 3.2 | 1 | 0 | 1 | 3 | 1 | 0 | 14 | 18.1 | |
| ALABAMA | 01/11/23 | * | 36 | 4 | 10 | .400 | 0 | 2 | .000 | 7 | 9 | .778 | 0 | 2 | 2 | 3.1 | 1 | 0 | 3 | 5 | 0 | 1 | 15 | 17.9 | |
| at Vanderbilt | 01/14/23 | * | 40 | 8 | 12 | .667 | 3 | 6 | .500 | 5 | 7 | .714 | 3 | 0 | 3 | 3.1 | 4 | 0 | 1 | 1 | 0 | 2 | 24 | 18.3 | |
| at Missouri | 01/18/23 | * | 29 | 4 | 11 | .364 | 1 | 4 | .250 | 4 | 4 | 1.000 | 3 | 0 | 3 | 3.1 | 4 | 0 | 1 | 3 | 0 | 3 | 13 | 18.0 | |
| OLE MISS | 01/21/23 | * | 19 | 1 | 6 | .167 | 0 | 3 | .000 | 0 | 0 | .000 | 0 | 1 | 1 | 3.0 | 0 | 0 | 0 | 3 | 0 | 1 | 2 | 17.2 | |
| LSU | 01/24/23 | * | 40 | 4 | 13 | .308 | 0 | 3 | .000 | 2 | 3 | .667 | 0 | 6 | 6 | 3.2 | 0 | 0 | 7 | 1 | 0 | 1 | 10 | 16.8 | |
| at Baylor | 01/28/23 | * | 39 | 10 | 17 | .588 | 2 | 4 | .500 | 3 | 3 | 1.000 | 1 | 0 | 1 | 3.0 | 2 | 0 | 2 | 1 | 0 | 0 | 25 | 17.2 | |
| TEXAS A&M | 01/31/23 | * | 39 | 6 | 16 | .375 | 1 | 7 | .143 | 6 | 8 | .750 | 1 | 5 | 6 | 3.2 | 3 | 0 | 4 | 4 | 1 | 1 | 19 | 17.3 | |
| at South Carolina | 02/04/23 | * | 40 | 4 | 10 | .400 | 0 | 3 | .000 | 2 | 2 | 1.000 | 0 | 3 | 3 | 3.2 | 2 | 0 | 3 | 2 | 0 | 0 | 10 | 17.0 | |
| at Kentucky | 02/07/23 | * | 35 | 5 | 9 | .556 | 2 | 3 | .667 | 8 | 10 | .800 | 0 | 3 | 3 | 3.2 | 2 | 0 | 4 | 1 | 0 | 0 | 20 | 17.1 | |
| MISSISSIPPI ST. | 02/11/23 | * | 37 | 1 | 6 | .167 | 0 | 2 | .000 | 11 | 13 | .846 | 2 | 4 | 6 | 3.3 | 2 | 0 | 3 | 1 | 1 | 0 | 13 | 16.9 | |
| at Texas A&M | 02/15/23 | * | 36 | 3 | 12 | .250 | 0 | 3 | .000 | 0 | 1 | .000 | 0 | 5 | 5 | 3.3 | 1 | 0 | 4 | 2 | 0 | 0 | 6 | 16.5 | |
| FLORIDA | 02/18/23 | * | 32 | 6 | 10 | .600 | 0 | 1 | .000 | 3 | 4 | .750 | 0 | 7 | 7 | 3.5 | 1 | 0 | 1 | 2 | 0 | 0 | 15 | 16.4 | |
| GEORGIA | 02/21/23 | * | 28 | 9 | 16 | .563 | 3 | 6 | .500 | 1 | 2 | .500 | 1 | 2 | 3 | 3.5 | 1 | 0 | 4 | 0 | 1 | 2 | 22 | 16.6 | |
| at Alabama | 02/25/23 | * | 30 | 5 | 9 | .556 | 0 | 1 | .000 | 10 | 14 | .714 | 0 | 1 | 1 | 3.4 | 2 | 0 | 0 | 2 | 0 | 2 | 20 | 16.8 | |
| at Tennessee | 02/28/23 | * | 19 | 3 | 7 | .429 | 2 | 4 | .500 | 3 | 6 | .500 | 0 | 4 | 4 | 3.4 | 3 | 0 | 1 | 3 | 0 | 0 | 11 | 16.6 | |
| KENTUCKY | 03/04/23 | * | 34 | 3 | 11 | .273 | 0 | 2 | .000 | 10 | 12 | .833 | 1 | 3 | 4 | 3.4 | 4 | 0 | 1 | 1 | 0 | 0 | 16 | 16.5 | |
| vs Auburn (SEC) | 03/09/23 | * | 32 | 2 | 7 | .286 | 0 | 0 | .000 | 3 | 5 | .600 | 1 | 1 | 2 | 3.4 | 1 | 0 | 0 | 1 | 1 | 2 | 7 | 16.3 | |
| vs Texas A&M (SEC) | 03/10/23 | * | 19 | 1 | 7 | .143 | 0 | 3 | .000 | 3 | 4 | .750 | 0 | 3 | 3 | 3.4 | 3 | 0 | 1 | 1 | 0 | 1 | 5 | 15.9 | |
| vs Illinois (NCAA) | 03/16/23 | * | 39 | 3 | 9 | .333 | 1 | 3 | .333 | 11 | 12 | .917 | 2 | 8 | 10 | 3.6 | 1 | 0 | 0 | 2 | 1 | 1 | 18 | 16.0 | |
| vs Kansas (NCAA) | 03/18/23 | * | 40 | 5 | 18 | .278 | 1 | 6 | .167 | 10 | 11 | .909 | 2 | 4 | 6 | 3.6 | 0 | 0 | 4 | 1 | 1 | 0 | 21 | 16.1 | |
| vs UConn (NCAA) | 03/23/23 | * | 34 | 4 | 12 | .333 | 1 | 3 | .333 | 8 | 9 | .889 | 1 | 2 | 3 | 3.6 | 2 | 0 | 2 | 2 | 1 | 0 | 17 | 16.1 | |
| Totals | | | 29 | 1227 | 187 | 432 | .433 | 34 | 126 | .270 | 173 | 218 | .794 | 33 | 97 | 130 | 3.6 | 65 | 0 | 81 | 75 | 11 | 40 | 581 | 16.1 |

RICKY COUNCIL IV CAREER STATISTICS

| Year | GP | GS | Min | Avg | FG | FGA | Pct | 3FG | 3FGA | Pct | FT | FTA | Pct | Off | Def | Tot | Avg | PF | FO | Ast | TO | Blk | Stl | Pts | Avg |
|---------------|----|----|------|------|-----|-----|------|-----|------|------|-----|-----|------|-----|-----|-----|-----|-----|----|-----|-----|-----|-----|------|------|
| 2020-21 (WSU) | 21 | 1 | 327 | 15.6 | 51 | 121 | .422 | 12 | 27 | .444 | 35 | 55 | .636 | 16 | 56 | 72 | 3.4 | 18 | 0 | 20 | 23 | 3 | 6 | 149 | 7.1 |
| 2021-22 (WSU) | 28 | 8 | 744 | 26.6 | 110 | 252 | .437 | 26 | 85 | .306 | 90 | 106 | .849 | 36 | 115 | 151 | 5.4 | 38 | 2 | 45 | 60 | 14 | 32 | 336 | 12.0 |
| 2022-23 (ARK) | 36 | 29 | 1227 | 34.1 | 187 | 432 | .433 | 34 | 126 | .270 | 173 | 218 | .794 | 33 | 97 | 130 | 3.6 | 65 | 0 | 81 | 75 | 11 | 40 | 581 | 16.1 |
| CAREER | 85 | 38 | 2298 | 27.0 | 348 | 805 | .432 | 72 | 238 | .303 | 298 | 379 | .786 | 85 | 268 | 353 | 4.2 | 121 | 2 | 146 | 158 | 28 | 78 | 1066 | 12.5 |

2

TREVON BRAZILE

F | So. (3) | 6-10 | 212 | Springfield, Mo. | Kickapoo HS / Missouri

@trevonbrazile2
@thetrevonbrazile

Including 2022-23, has **THREE** years of collegiate eligibility
Major: Communications
Born on Jan. 7, 2002 in Springfield, Mo.
The son of Phillip Brazile and Melissa Baldwin



DOUBLE-DOUBLES (2)


| SOPHOMORE (at ARK) | (2) |
|-------------------------------|---------------|
| 11/07/22 • NORTH DAKOTA STATE | 21 pts 12 reb |
| 11/16/22 • SOUTH DAKOTA STATE | 13 pts 10 reb |

Trevon Brazile (*pronounced Trev-In "Brazil"*) played his freshman season (2021-22) at Missouri and has three remaining years of eligibility ... Ranked third in the SEC (47th in the NCAA) in blocked shots (1.92 avg).

- Suffered a season-ending knee (ACL) injury in the first half of the UNC Greensboro game.

2022-23 HIGHLIGHTS:

- NORTH DAKOTA STATE: In the season opener, recorded his **first career double-double** with a then career-high 21 points and a **career-high 12 rebounds** ... Was 7-of-14 FG and made a **career-high 3-of-6 3PT** ... Was also 4-of-5 FT.
- SOUTH DAKOTA STATE: Posted his **second career double-double** with 13 points (5-9 FG • 1-1 3PT • 2-2 FT) and 10 rebounds.
- CREIGHTON: Scored 17 making a career-high seven FG with a season-high three blocked shots.
- SAN DIEGO STATE: **For the first time in his career, led his team in scoring, pumping in 20** with nine rebounds ... For the third time this season, **tied his career high** with three 3's made ... Also played a **career-high 40:05 minutes** ... **Scored 18 of his 20 after halftime**, including 16 in the second half (4-of-7 FG • 3-of-4 3PT • 5-of-6 FT) ... **Tied his career high with two steals, one coming with Arkansas down two with seven seconds left** to set-up the game-tying basket.
- SAN JOSE STATE: For the second time in his career, led his team in scoring with a **career-high 23 points** ... Was 8-of-9 from the field (1-2 3PT) and 6-of-8 FT with five rebounds, two assists and two blocked shots ... Also had career highs in FG made (8) and FT made (6).



- Led his team in Pts (ARK): 2 (2)
- Led his team/ARK in Rebs: 12 (5)
- Led his team/ARK in Blk Shots: 25 (5)
- Double-figure Pts (ARK): 9 (4)
- Double-figure Rebs (ARK): 3 (2)
- 20-pt gms - 30-pt gms: (ARK)..... 3 (2) - 0
- Gms with a 3PT Made (ARK): 15 (5)
- Gms with 3+ 3PT Made (ARK): 3 (3)
- Gms with 3+ Blks (ARK): 6 (1)
- Gms with 5+ Rebs (ARK): 20 (6)

BRAZILE'S PERSONAL BESTS

| POINTS | |
|------------|------------------------------|
| Season: 23 | vs San Jose State (12/03/22) |
| Career: 23 | vs San Jose State (12/03/22) |
| SEC: 11 | at LSU (02/26/22) |

| FG MADE | |
|-----------|------------------------------|
| Season: 8 | vs San Jose State (12/03/22) |
| Career: 8 | vs San Jose State (12/03/22) |
| SEC: 5 | at LSU (02/26/22) |

| FG ATTEMPTED | |
|-----------------|------------------------------------|
| Season: 14 (3x) | LAST vs San Diego State (11/23/22) |
| Career: 14 (2x) | LAST vs San Diego St (11/23/22) |
| SEC: 9 | at LSU (02/26/22) |

| 3-POINT FG MADE | |
|-----------------|------------------------------------|
| Season: 3 (3x) | LAST vs San Diego State (11/23/22) |
| Career: 3 (3x) | LAST vs San Diego St (11/23/22) |
| SEC: 1 (1x) | vs Georgia (03/05/22) |

| 3-PT FG ATTEMPTS | |
|------------------|-------------------------------|
| Season: 8 | vs San Diego State (11/23/22) |
| Career: 8 | vs San Diego State (11/23/22) |
| SEC: 2 | at Georgia (02/02/22) |

| FT MADE | |
|-----------|------------------------------|
| Season: 6 | vs San Jose State (12/03/22) |
| Career: 6 | vs San Jose State (12/03/22) |
| SEC: 3 | vs Tennessee (02/22/22) |

| FT ATTEMPTED | |
|----------------|-----------------------------------|
| Season: 8 (2x) | LAST vs San Jose State (12/03/22) |
| SEC: 8 (2x) | LAST vs San Jose St (12/03/22) |
| Career: 7 | vs Ole Miss (03/09/22) |

| REBOUNDS | |
|------------|----------------------------------|
| Season: 12 | vs North Dakota State (11/07/22) |
| Career: 12 | vs North Dakota State (11/07/22) |
| SEC: 10 | vs Georgia (03/05/22) |

| ASSISTS | |
|-----------|------------------------------|
| Season: 2 | vs San Jose State (12/03/22) |
| Career: 3 | vs Alabama (01/08/22) |
| SEC: 3 | vs Alabama (01/08/22) |

| STEALS | |
|----------------|-------------------------|
| Season: 2 (2x) | LAST vs Troy (11/28/22) |
| Career: 2 (5x) | LAST vs Troy (11/28/22) |
| SEC: 2 | vs Texas A&M (01/15/22) |

| BLOCKED SHOTS | |
|---------------|-------------------------|
| Season: 3 | vs Creighton (11/22/22) |
| Career: 6 | vs Illinois (12/22/21) |
| SEC: 4 (2x) | vs Georgia (03/05/22) |

| MINUTES | |
|---------------|-------------------------------|
| Season: 40:05 | vs San Diego State (11/23/22) |
| Career: 40:05 | vs San Diego State (11/23/22) |
| SEC: 28:23 | at LSU (02/26/22) |

| TREVON BRAZILE 2022-23 GAME STATS | | | | | | | | | | | | | | | | | | | | | | | | |
|-----------------------------------|----------|----------|------------|-----------|-----------|-------------|-----------|-----------|-------------|-----------|-----------|-------------|----------|-----------|-----------|------------|-----------|----------|----------|-----------|-----------|----------|------------|-------------|
| Opponent | Date | GS | Min | FG | FGA | Pct | 3FG | 3A | Pct | FT | FTA | Pct | O | D | Tot | Avg | PF | FO | A | TO | Blk | Stl | Pts | Avg |
| NORTH DAKOTA ST. | 11/07/22 | 32 | 7 | 14 | .500 | 3 | 6 | .500 | 4 | 5 | .800 | 1 | 11 | 12 | 12.0 | 2 | 0 | 1 | 2 | 1 | 0 | 0 | 21 | 21.0 |
| FORDHAM | 11/11/22 | 32 | 3 | 7 | .429 | 0 | 2 | .000 | 2 | 3 | .667 | 4 | 4 | 8 | 10.0 | 3 | 0 | 1 | 2 | 1 | 1 | 8 | 14.5 | |
| SOUTH DAKOTA ST. | 11/16/22 | 29 | 5 | 9 | .556 | 1 | 1 | 1.000 | 2 | 2 | 1.000 | 2 | 8 | 10 | 10.0 | 3 | 0 | 2 | 4 | 2 | 1 | 13 | 14.0 | |
| vs Louisville | 11/21/22 | 14 | 0 | 2 | .000 | 0 | 2 | .000 | 1 | 2 | .500 | 0 | 2 | 2 | 8.0 | 3 | 0 | 0 | 2 | 0 | 1 | 1 | 10.8 | |
| vs Creighton | 11/22/22 | 32 | 7 | 14 | .500 | 3 | 5 | .600 | 0 | 1 | .000 | 1 | 5 | 6 | 7.6 | 5 | 1 | 2 | 1 | 3 | 1 | 17 | 12.0 | |
| vs San Diego St. | 11/23/22 | 40 | 6 | 14 | .429 | 3 | 8 | .375 | 5 | 8 | .625 | 0 | 9 | 9 | 7.8 | 3 | 0 | 0 | 1 | 0 | 2 | 20 | 13.3 | |
| TROY | 11/28/22 | 25 | 1 | 5 | .200 | 0 | 2 | .000 | 1 | 2 | .500 | 0 | 0 | 0 | 6.7 | 2 | 0 | 1 | 5 | 0 | 2 | 3 | 11.9 | |
| SAN JOSE ST. | 12/03/22 | 30 | 8 | 9 | .889 | 1 | 2 | .500 | 6 | 8 | .750 | 0 | 5 | 5 | 6.5 | 2 | 0 | 2 | 2 | 2 | 1 | 23 | 13.3 | |
| UNC GREENSBORO | 12/06/22 | 9 | 0 | 3 | .000 | 0 | 1 | .000 | 0 | 0 | .000 | 1 | 1 | 2 | 6.0 | 0 | 0 | 0 | 1 | 2 | 0 | 0 | 11.8 | |
| vs Oklahoma | 12/10/22 | DNP-Inj | | | | | | | | | | | | | | | | | | | | | | |
| vs Bradley | 12/17/22 | DNP-Inj | | | | | | | | | | | | | | | | | | | | | | |
| UNC ASHEVILLE | 12/21/22 | DNP-Inj | | | | | | | | | | | | | | | | | | | | | | |
| at LSU | 12/28/22 | DNP-Inj | | | | | | | | | | | | | | | | | | | | | | |
| MISSOURI | 01/04/23 | DNP-Inj | | | | | | | | | | | | | | | | | | | | | | |
| at Auburn | 01/07/23 | DNP-Inj | | | | | | | | | | | | | | | | | | | | | | |
| ALABAMA | 01/11/23 | DNP-Inj | | | | | | | | | | | | | | | | | | | | | | |
| at Vanderbilt | 01/14/23 | DNP-Inj | | | | | | | | | | | | | | | | | | | | | | |
| at Missouri | 01/18/23 | DNP-Inj | | | | | | | | | | | | | | | | | | | | | | |
| OLE MISS | 01/21/23 | DNP-Inj | | | | | | | | | | | | | | | | | | | | | | |
| LSU | 01/24/23 | DNP-Inj | | | | | | | | | | | | | | | | | | | | | | |
| at Baylor | 01/28/23 | DNP-Inj | | | | | | | | | | | | | | | | | | | | | | |
| TEXAS A&M | 01/31/23 | DNP-Inj | | | | | | | | | | | | | | | | | | | | | | |
| at South Carolina | 02/04/23 | DNP-Inj | | | | | | | | | | | | | | | | | | | | | | |
| at Kentucky | 02/07/23 | DNP-Inj | | | | | | | | | | | | | | | | | | | | | | |
| MISSISSIPPI ST. | 02/11/23 | DNP-Inj | | | | | | | | | | | | | | | | | | | | | | |
| at Texas A&M | 02/15/23 | DNP-Inj | | | | | | | | | | | | | | | | | | | | | | |
| FLORIDA | 02/18/23 | DNP-Inj | | | | | | | | | | | | | | | | | | | | | | |
| GEORGIA | 02/21/23 | DNP-Inj | | | | | | | | | | | | | | | | | | | | | | |
| at Alabama | 02/25/23 | DNP-Inj | | | | | | | | | | | | | | | | | | | | | | |
| at Tennessee | 02/28/23 | DNP-Inj | | | | | | | | | | | | | | | | | | | | | | |
| KENTUCKY | 03/04/23 | DNP-Inj | | | | | | | | | | | | | | | | | | | | | | |
| vs Auburn (SEC) | 03/09/23 | DNP-Inj | | | | | | | | | | | | | | | | | | | | | | |
| vs Texas A&M (SEC) | 03/10/23 | DNP-Inj | | | | | | | | | | | | | | | | | | | | | | |
| vs Illinois (NCAA) | 03/16/23 | DNP-Inj | | | | | | | | | | | | | | | | | | | | | | |
| vs Kansas (NCAA) | 03/18/23 | DNP-Inj | | | | | | | | | | | | | | | | | | | | | | |
| vs UConn (NCAA) | 03/23/23 | DNP-Inj | | | | | | | | | | | | | | | | | | | | | | |
| Totals | | 0 | 243 | 37 | 77 | .481 | 11 | 29 | .379 | 21 | 31 | .677 | 9 | 45 | 54 | 6.0 | 23 | 1 | 9 | 20 | 11 | 9 | 106 | 11.8 |

| TREVON BRAZILE CAREER STATISTICS | | | | | | | | | | | | | | | | | | | | | | | | | |
|----------------------------------|-----------|-----------|------------|-------------|-----------|------------|-------------|-----------|-----------|-------------|-----------|-----------|-------------|-----------|------------|------------|------------|-----------|----------|-----------|-----------|-----------|-----------|------------|------------|
| Year | GP | GS | Min | Avg | FG | FGA | Pct | 3FG | 3FGA | Pct | FT | FTA | Pct | Off | Def | Tot | Avg | PF | FO | Ast | TO | Blk | Stl | Pts | Avg |
| 2021-22 (MIZZOU) | 24 | 22 | 507 | 21.1 | 57 | 105 | .543 | 10 | 31 | .323 | 27 | 46 | .587 | 28 | 92 | 120 | 5.0 | 30 | 0 | 18 | 27 | 46 | 10 | 151 | 6.3 |
| 2022-23 (ARK) | 9 | 0 | 243 | 27.0 | 37 | 77 | .481 | 11 | 29 | .379 | 21 | 31 | .677 | 9 | 45 | 54 | 6.0 | 23 | 1 | 9 | 20 | 11 | 9 | 106 | 11.8 |
| CAREER | 33 | 22 | 750 | 22.7 | 94 | 182 | .516 | 21 | 60 | .350 | 48 | 77 | .623 | 37 | 137 | 174 | 5.3 | 53 | 1 | 27 | 47 | 57 | 10 | 257 | 7.8 |

3


NICK SMITH JR.

G | Fr. | 6-5 | 185 | Jacksonville, Ark. | North Little Rock HS

@ntsmith1402

@lif3nick

Including 2022-23, has **FOUR** years of collegiate eligibility
Major: Recreation & Sport Management
Born on April 18, 2004 in Jacksonville, Ark.
The son of Nicholas Sr. and Candace Smith



SMITH'S PRESEASON HONORS

- John R. Wooden Award Preseason Watch List
- Jerry West Award Watch List
- NABC Division I Player of the Year Watch List
- Jersey Mike's Naismith Trophy Men's Player of the Year Preseason Watch List
- All-American: 2nd team (CBSsports.com) - 3rd team (Sporting News) - 4th team (Blue Ribbon Magazine)
- National Newcomer of the Year (Blue Ribbon Magazine)
- National Freshman of the Year (CBSsports.com)
- Jay Bilas Preseason Freshman All-America Team (ESPN.com)
- #1 on ESPN.com national Impact Newcomer list
- #2 on national Impact Freshmen lists by Andy Katz/NCAA.com and CBSsports.com
- SEC Freshman of the Year: CBSsports.com and Blue Ribbon Magazine
- First Team All-SEC: SEC media - SEC coaches - Blue Ribbon Magazine

2022 USA TODAY NATIONAL HIGH SCHOOL BOY'S BASKETBALL PLAYER OF THE YEAR ... Overall top rated high school prospect by 247Sports and consensus top-3 player in the country ... Played in the McDonald's All-American and was co-MVP at the Jordan Brand Classic 27 points (5-of-7 3PT) ... The top rated player to ever sign with Arkansas with Corliss Williamson (ranked #1 or #2 by all the recruiting services).

- Named the **CBS Sports/USBWA National Freshman of the Week (Dec. 13)** and **Dick Vitale's "Diaper Dandy" Star of the Week (Dec. 12)**
- **TWO TIME SEC FRESHMAN OF THE WEEK (co on Dec. 12 and solo on Feb. 27)**

2022-23 HIGHLIGHTS:

- TROY: After missing the first six games due to injury, saw his first official collegiate action (playing on the condition of minutes restriction) ... Checked in at 14:08 and played six full minutes but did not re-enter the game.
- SAN JOSE STATE: In his first meaningful action (and start), scored 16 points (3-of-5 3PT) with five assists and zero turnovers.
- Named **SEC co-FRESHMAN OF THE WEEK (12/12)** • **CBS/USBWA NATIONAL FRESHMAN OF THE WEEK** • **DICK VITALE "DIAPER DANDY" STAR OF THE WEEK** ... Scored 22 of Arkansas' 65 points (34%) versus **UNC GREENSBORO**, including 16 in the second half in the come-from-behind win ... Was 9-of-11 at the line and led the team with three assists ... Had a steal and old-fashion 3-point play late in the game to propel the Hogs to the win ... **VERSUS OKLAHOMA**, scored 21 points, including 11 in the second half as Arkansas outscored the Sooners 45-38 ... All 11 of his second-half points came in a 26-15 run as the Hogs went from up five to up 14.
- MISS STATE: After missing 13 games, returned to the lineup and played 17:15 with five points and was +3 in the 6-point loss.
- FLORIDA: Had his first double-digit scoring effort in SEC action ... Finished with 10 points, but scored 8 of the Razorbacks' first 30 ... Added a **career-high two steals** and was +23 (second-best on the team).
- Named **SEC FRESHMAN OF THE WEEK (2/27)** ... Averaged 25 points and 3.5 rebounds versus Georgia and #2 Alabama ... **GEORGIA**: Pumped in a **career-high 26** (9-of-14 FG / **5-of-8 3PT**) ... Had a personal 8-0 run - including back-to-back 3's - to push Arkansas' lead from 77-51 to 85-51 with 4:32 left ... at **ALABAMA**: Led Arkansas with 24 points, adding a **career-high six rebounds** and **tying his career-high with two steals** ... Scored 14 in the second half and led a late charge ... Down 12, scored seven in a 20-10 run - including steal and a dunk with 1:45 left and a 3-pointer with 10 seconds left to make it a 2-point game.
- KENTUCKY: Led team in points (25), assists (6) and steals (4) ... Made a season-high 10 field goals, with three 3's.
- vs AUBURN (SEC): Scored 14 points, **including a jumper with 20 seconds left to give Arkansas a 74-73 lead.**
- vs TEXAS A&M (SEC): Led team in points (16) and assists (4).
- vs UConn (NCAA): Scored 11, making 2-of-3 from 3-point range.

NATIONAL RECRUITING RANKINGS

- #2 on the S199 All-American list
- 247Sports ★★★★★ #1 nation #1 CG
- Rivals ★★★★★ #2 nation #1 PG
- ESPN ★★★★★ #3 nation #1 SG
- 247Composite ★★★★★ #3 nation #2 CG

- Led ARK in Pts: 5
- Led ARK in Rebs: 0
- Led ARK in Assists: 3
- Led ARK in Steals: 2
- Double-figure Pts: 11
- Double-figure Rebs: 0
- 20-pt gms - 30-pt gms: 5 - 0
- Gms with a 3PT Made: 12
- Gms with 3+ 3PT Made: 4
- Gms with 3+ Assists: 4
- Gms with 3+ Steals: 1
- Gms with 3+ Blks: 0
- Gms with 5+ Rebs: 1

SMITH'S PERSONAL BESTS

- POINTS**
Season: 26 vs Georgia (02/21/23)
SEC: 26 vs Georgia (02/21/23)
- FG MADE**
Season: 10 vs Kentucky (03/04/23)
SEC: 10 vs Kentucky (03/04/23)
- FG ATTEMPTED**
Season: 23 (2x) LAST vs Kentucky (03/04/23)
SEC: 23 (2x) LAST vs Kentucky (03/04/23)
- 3-POINT FG MADE**
Season: 5 vs Georgia (02/21/23)
SEC: 5 vs Georgia (02/21/23)
- 3-PT FG ATTEMPTS**
Season: 8 (2x) LAST vs Kentucky (03/04/23)
SEC: 8 (2x) LAST vs Kentucky (03/04/23)
- FT MADE**
Season: 9 vs UNC Greensboro (12/06/22)
SEC: 3 vs Georgia (02/21/23)
- FT ATTEMPTED**
Season: 11 vs UNC Greensboro (12/06/22)
SEC: 4 vs Georgia (02/21/23)
- REBOUNDS**
Season: 6 at Alabama (02/25/23)
SEC: 6 at Alabama (02/25/23)
- ASSISTS**
Season: 6 vs Kentucky (03/04/23)
SEC: 6 vs Kentucky (03/04/23)
- STEALS**
Season: 4 vs Kentucky (03/04/23)
SEC: 4 vs Kentucky (03/04/23)
- BLOCKED SHOTS**
Season: 1 (2x) LAST vs Kentucky (03/04/23)
SEC: 1 vs Kentucky (03/04/23)
- MINUTES**
Season: 39:38 at Alabama (02/25/23)
SEC: 39:38 at Alabama (02/25/23)

NICK SMITH JR. 2022-23 GAME STATS

| Opponent | Date | GS | Min | FG | FGA | Pct | 3FG | 3A | Pct | FT | FTA | Pct | O | D | Tot | Avg | PF | FO | A | TO | Blk | Stl | Pts | Avg | |
|--------------------|----------|-----|-----|-----|-----|------|------|----|------|------|-----|-------|------|---|-----|-----|-----|----|---|----|-----|-----|-----|------|------|
| NORTH DAKOTA ST. | 11/07/22 | DNP | Inj | | | | | | | | | | | | | | | | | | | | | | |
| FORDHAM | 11/11/22 | DNP | Inj | | | | | | | | | | | | | | | | | | | | | | |
| SOUTH DAKOTA ST. | 11/16/22 | DNP | Inj | | | | | | | | | | | | | | | | | | | | | | |
| vs Louisville | 11/21/22 | DNP | Inj | | | | | | | | | | | | | | | | | | | | | | |
| vs Creighton | 11/22/22 | DNP | Inj | | | | | | | | | | | | | | | | | | | | | | |
| vs San Diego St. | 11/23/22 | DNP | Inj | | | | | | | | | | | | | | | | | | | | | | |
| TROY | 11/28/22 | | 6 | 0 | 2 | .000 | 0 | 1 | .000 | 0 | 0 | .000 | 1 | 0 | 1 | 1.0 | 0 | 0 | 0 | 0 | 0 | 0 | 0 | 0.0 | |
| SAN JOSE ST. | 12/03/22 | * | 24 | 6 | 14 | .429 | 3 | 5 | .600 | 1 | 2 | .500 | 0 | 1 | 1 | 1.0 | 1 | 0 | 5 | 0 | 0 | 0 | 16 | 8.0 | |
| UNC GREENSBORO | 12/06/22 | * | 39 | 6 | 14 | .429 | 1 | 5 | .200 | 9 | 11 | .818 | 0 | 4 | 4 | 2.0 | 1 | 0 | 3 | 2 | 1 | 1 | 22 | 12.7 | |
| vs Oklahoma | 12/10/22 | * | 30 | 8 | 16 | .500 | 1 | 5 | .200 | 4 | 4 | 1.000 | 0 | 2 | 2 | 2.0 | 3 | 0 | 1 | 2 | 0 | 1 | 21 | 14.8 | |
| vs Bradley | 12/17/22 | * | 21 | 1 | 8 | .125 | 1 | 4 | .250 | 2 | 2 | 1.000 | 1 | 0 | 1 | 1.8 | 1 | 0 | 0 | 2 | 0 | 1 | 5 | 12.8 | |
| UNC ASHEVILLE | 12/21/22 | DNP | Inj | | | | | | | | | | | | | | | | | | | | | | |
| at LSU | 12/28/22 | DNP | Inj | | | | | | | | | | | | | | | | | | | | | | |
| MISSOURI | 01/04/23 | DNP | Inj | | | | | | | | | | | | | | | | | | | | | | |
| at Auburn | 01/07/23 | DNP | Inj | | | | | | | | | | | | | | | | | | | | | | |
| ALABAMA | 01/11/23 | DNP | Inj | | | | | | | | | | | | | | | | | | | | | | |
| at Vanderbilt | 01/14/23 | DNP | Inj | | | | | | | | | | | | | | | | | | | | | | |
| at Missouri | 01/18/23 | DNP | Inj | | | | | | | | | | | | | | | | | | | | | | |
| OLE MISS | 01/21/23 | DNP | Inj | | | | | | | | | | | | | | | | | | | | | | |
| LSU | 01/24/23 | DNP | Inj | | | | | | | | | | | | | | | | | | | | | | |
| at Baylor | 01/28/23 | DNP | Inj | | | | | | | | | | | | | | | | | | | | | | |
| TEXAS A&M | 01/31/23 | DNP | Inj | | | | | | | | | | | | | | | | | | | | | | |
| at South Carolina | 02/04/23 | DNP | Inj | | | | | | | | | | | | | | | | | | | | | | |
| at Kentucky | 02/07/23 | DNP | Inj | | | | | | | | | | | | | | | | | | | | | | |
| MISSISSIPPI ST. | 02/11/23 | | 17 | 2 | 7 | .286 | 1 | 4 | .250 | 0 | 1 | .000 | 0 | 1 | 1 | 1.7 | 0 | 0 | 1 | 0 | 0 | 0 | 5 | 11.5 | |
| at Texas A&M | 02/15/23 | | 4 | 0 | 1 | .000 | 0 | 0 | .000 | 0 | 0 | .000 | 0 | 0 | 0 | 1.4 | 0 | 0 | 0 | 2 | 0 | 0 | 0 | 9.9 | |
| FLORIDA | 02/18/23 | * | 32 | 4 | 12 | .333 | 0 | 4 | .000 | 2 | 2 | 1.000 | 0 | 1 | 1 | 1.4 | 1 | 0 | 1 | 2 | 0 | 2 | 10 | 9.9 | |
| GEORGIA | 02/21/23 | * | 28 | 9 | 14 | .643 | 5 | 8 | .625 | 3 | 4 | .750 | 0 | 1 | 1 | 1.3 | 3 | 0 | 2 | 1 | 0 | 0 | 26 | 11.7 | |
| at Alabama | 02/25/23 | * | 40 | 9 | 23 | .391 | 2 | 3 | .667 | 4 | 5 | .800 | 1 | 5 | 6 | 1.8 | 4 | 0 | 1 | 0 | 0 | 2 | 24 | 12.9 | |
| at Tennessee | 02/28/23 | * | 29 | 3 | 13 | .231 | 1 | 6 | .167 | 5 | 6 | .833 | 0 | 0 | 0 | 1.6 | 2 | 0 | 2 | 2 | 0 | 0 | 12 | 12.8 | |
| KENTUCKY | 03/04/23 | * | 35 | 10 | 23 | .435 | 3 | 8 | .375 | 2 | 4 | .500 | 1 | 2 | 3 | 1.8 | 3 | 0 | 6 | 3 | 1 | 4 | 25 | 13.8 | |
| vs Auburn (SEC) | 03/09/23 | * | 27 | 6 | 12 | .500 | 2 | 5 | .400 | 0 | 1 | .000 | 0 | 3 | 3 | 1.8 | 1 | 0 | 2 | 3 | 0 | 2 | 14 | 13.8 | |
| vs Texas A&M (SEC) | 03/10/23 | * | 39 | 6 | 20 | .300 | 2 | 6 | .333 | 2 | 4 | .500 | 0 | 1 | 1 | 1.8 | 1 | 0 | 4 | 5 | 0 | 0 | 16 | 14.0 | |
| vs Illinois (NCAA) | 03/16/23 | * | 28 | 2 | 10 | .200 | 0 | 2 | .000 | 2 | 3 | .667 | 0 | 0 | 0 | 1.7 | 2 | 0 | 0 | 2 | 0 | 1 | 6 | 13.5 | |
| vs Kansas (NCAA) | 03/18/23 | * | 17 | 0 | 4 | .000 | 0 | 2 | .000 | 0 | 0 | .000 | 0 | 1 | 1 | 1.6 | 2 | 0 | 1 | 0 | 0 | 0 | 0 | 12.6 | |
| vs UConn (NCAA) | 03/23/23 | * | 25 | 4 | 9 | .444 | 2 | 3 | .667 | 1 | 1 | 1.000 | 0 | 2 | 2 | 1.6 | 1 | 0 | 0 | 1 | 0 | 0 | 11 | 12.5 | |
| Totals | | | 14 | 441 | 76 | 202 | .376 | 24 | 71 | .338 | 37 | 50 | .740 | 4 | 24 | 28 | 1.6 | 26 | 0 | 29 | 27 | 2 | 14 | 213 | 12.5 |

NICK SMITH JR. CAREER STATISTICS

| Year | GP | GS | Min | Avg | FG | FGA | Pct | 3FG | 3FGA | Pct | FT | FTA | Pct | Off | Def | Tot | Avg | PF | FO | Ast | TO | Blk | Stl | Pts | Avg |
|---------|----|----|-----|------|----|-----|------|-----|------|------|----|-----|------|-----|-----|-----|-----|----|----|-----|----|-----|-----|-----|------|
| 2022-23 | 17 | 14 | 441 | 25.9 | 76 | 202 | .376 | 24 | 71 | .338 | 37 | 50 | .740 | 4 | 24 | 28 | 1.6 | 26 | 0 | 29 | 27 | 2 | 14 | 213 | 12.5 |

4

DAVONTE "DEVO" DAVIS

G | Jr. | 6-4 | 185 | Jacksonville, Ark. | Jacksonville HS

@MrDevoBuckets
@devofor3

Including 2022-23, has **THREE** years of collegiate eligibility
Major: Recreation & Sport Management
Born on Sept. 24, 2001, in Jacksonville, Ark.
The son Terrie Davis and grandson of Yvette Davis



DOUBLE-DOUBLES (2)

| JUNIOR | PTS | REB |
|---------------------------|--------|--------|
| 12/06/22 • UNC GREENSBORO | 10 pts | 10 reb |
| 01/11/23 • ALABAMA | 16 pts | 10 reb |

- SEC Academic Honor Roll 3x: First-Year (2020-21), Winter (2021-22) and Winter (2022-23).
- Department's Honor Roll 4x (3.0-3.49 GPA): Fall '20, Spring '21, Fall of '21 and Fall '22.
- The only Razorback play in each of Arkansas' Back-to-Back-to-Back SWEET 16 runs.
- Just the 9th Razorback to reach 900+ pts, 400+ rebs, 200+ asts & 100+ stls in his Arkansas career

DEVO HAD A SLOW START vs WAS IMPRESSIVE THE LAST 24

| GAMES 1-12 | (11 gms) | FG | 3PT | FT | Reb | A | Stl | PTS |
|-------------|----------|-----------------|----------------|---------------|-----------|----------|----------|------------|
| GAMES 13-36 | (24 gms) | 29-86 (33.7%) | 5-27 (18.5%) | 19-25 (76.0%) | 38 (3.5) | 27 (2.5) | 16 (1.5) | 82 (7.5) |
| | | 115-261 (44.1%) | 42-109 (38.5%) | 27-39 (69.2%) | 115 (4.8) | 60 (2.5) | 32 (1.3) | 299 (12.5) |


SEC ALL-DEFENSIVE TEAM

2022-23 HIGHLIGHTS:

- NORTH DAKOTA ST: Scored 18 and was +20
- LOUISVILLE: Played a key role in holding El Ellis to 11 points on 4-of-16 shooting.
- UNGC: Recorded his **first career double-double** with 10 points and a **career-high 10 rebounds** (9 defensive) ... Added three steals.
- BRADLEY: **Tied his career high with five steals**, led the team with seven rebounds and dished out three assists.
- @ LSU: Led the Razorbacks with 16 points ... Played a then career-high 39:52, including 20 minutes in the second half ... Added six rebounds, two assists and two steals.
- MISSOURI: Although he had five turnovers, he tied for the team lead with five assists, adding 10 points, five rebounds and a team-best three steals ... Was +1 while tasked with holding leading scorer D'Moi Hodge to six points (2-of-4 FG, 2-of-4 FT).
- ALABAMA: Posted his **second career double-double with 16 points and career-high tying 10 rebounds** ... Drained a pair of 3 pointers ... In addition to leading the team in points and rebounds, led the team in assists (3) and steals (2) and did not commit a turnover in 38:29 played ... Guarded SEC leading scorer Brandon Miller and held him without a FG attempt in the first half and just 4 for the game.
- @ VANDY: Was 5-of-5 at the free throw line and led the team with four assists (and just two turnovers in 38:45).
- @ MISSOURI: Led the team with 18 points and tied for the team lead with nine rebounds ... **Sank a season-high and SEC career-best three 3's**, only his second career game to make at least three 3's (Made a career-high 4 triples versus Oklahoma last season).
- OLE MISS: For the second-straight game, sank three 3's (3-of-5) and scored 16 points with five rebounds ... Also held Ole Miss leading scorer Matthew Murrell to just three points in 24:04 (his only basket was a fastbreak dunk ... only played 5:47 on second half due to injury).
- LSU: Led team with 16 points, adding seven rebounds, and held LSU's Adam Miller to 3-of-12 shooting (1-of-6 3PT) **all while playing all 40 minutes for the first time in his career**.
- @ BAYLOR: Scored 16 points, making a pair to 3-pointers, while playing a key role in Adam Flagler shooting just 1-of-11 and scoring five points.
- TEXAS A&M: Tied for the team high with a **season-high 19 points** ... **Tied his career high with 4 3's made** (4-of-8).
- @ SOUTH CAROLINA: Scored 15 points ... For the second-straight game, **tied his career high with 4 3's made** (4-of-10).
- @ KENTUCKY: Kept his hot shooting alive, scoring 15 pts, but had a **season-high and tied his SEC career-high with seven assists**.
- MISS STATE: For the first time this year, led the team in rebounds with six, tying two others.
- @ TEXAS A&M: Led the team with 14 points, **tying his career highs for 3's made and attempted (4-of-10)** ... Tied for the team lead with two steals.
- @ ALABAMA: After back-to-back game with four combined points, returned to his scoring ways with 21 points, making 3-of-4 from 3PT with five rebounds ... Hit a 3-point-er and made an old-fashion 3-point play to help spur a late charge.
- @ TENNESSEE: **For the first time in his career, led Arkansas in points (13), rebounds (6), assists (2) and steals (3)**.
- vs AUBURN (SEC): Led the team with 10 rebounds (9 defensive) ... With Arkansas up one, got a steal and made two free throws with 12 seconds left for a 3-point lead.
- vs TEXAS A&M (SEC): Tied for the team lead with six rebounds
- vs ILLINOIS (NCAA): Led Arkansas with four steals, adding 16 points and six rebounds.
- vs KANSAS (NCAA): **Led Arkansas ... TOOK OVER more accurately ... with 25 points and eight rebounds** ... Scored 21 in the second half (7-of-9 FG, 1-2 3PT, 6-7 FT) ... Down 12, Davis scored 11 in an 18-5 run to erase the deficit ... Then scored the Hog's next five points

DAVONTE DAVIS 2022-23 GAME STATS

| Opponent | Date | GS | Min | FG | FGA | Pct | 3FG | 3A | Pct | FT | FTA | Pct | O | D | Tot | Avg | PF | FO | A | TO | Blk | Stl | Pts | Avg | |
|--------------------|----------|-----|-----|------|-----|-------|------|----|-------|------|-----|-------|------|----|-----|-----|-----|----|---|----|-----|-----|-----|------|------|
| NORTH DAKOTA ST. | 11/07/22 | * | 39 | 6 | 14 | .429 | 0 | 2 | .000 | 6 | 8 | .750 | 0 | 6 | 6 | 6.0 | 1 | 0 | 0 | 5 | 1 | 2 | 18 | 18.0 | |
| FORDHAM | 11/11/22 | * | 29 | 3 | 12 | .250 | 0 | 3 | .000 | 1 | 2 | .500 | 0 | 3 | 3 | 4.5 | 1 | 0 | 5 | 1 | 0 | 3 | 7 | 12.5 | |
| SOUTH DAKOTA ST. | 11/16/22 | * | 33 | 5 | 10 | .500 | 2 | 5 | .400 | 1 | 2 | .500 | 0 | 2 | 2 | 3.7 | 1 | 0 | 3 | 1 | 0 | 1 | 13 | 12.7 | |
| vs Louisville | 11/21/22 | * | 31 | 1 | 4 | .250 | 0 | 3 | .000 | 0 | 0 | .000 | 0 | 0 | 0 | 2.8 | 4 | 0 | 5 | 1 | 0 | 0 | 2 | 10.0 | |
| vs Creighton | 11/22/22 | * | 39 | 3 | 9 | .333 | 1 | 4 | .250 | 2 | 2 | 1.000 | 0 | 3 | 3 | 2.8 | 4 | 0 | 2 | 0 | 0 | 1 | 9 | 9.8 | |
| vs San Diego St. | 11/23/22 | * | 17 | 1 | 4 | .250 | 0 | 2 | .000 | 0 | 0 | .000 | 1 | 1 | 2 | 2.7 | 0 | 0 | 1 | 1 | 0 | 0 | 2 | 8.5 | |
| TROY | 11/28/22 | DNP | | | | | | | | | | | | | | | | | | | | | | | |
| SAN JOSE ST. | 12/03/22 | | 23 | 0 | 2 | .000 | 0 | 1 | .000 | 0 | 0 | .000 | 0 | 1 | 1 | 2.4 | 2 | 0 | 3 | 0 | 1 | 0 | 0 | 7.3 | |
| UNC GREENSBORO | 12/06/22 | | 29 | 3 | 13 | .231 | 0 | 3 | .000 | 4 | 4 | 1.000 | 1 | 9 | 10 | 3.4 | 4 | 0 | 0 | 3 | 0 | 3 | 10 | 7.6 | |
| vs Oklahoma | 12/10/22 | | 24 | 1 | 4 | .250 | 0 | 0 | .000 | 3 | 5 | .600 | 1 | 1 | 2 | 3.2 | 3 | 0 | 2 | 0 | 0 | 1 | 5 | 7.3 | |
| vs Bradley | 12/17/22 | | 30 | 3 | 9 | .333 | 1 | 2 | .500 | 0 | 0 | .000 | 3 | 4 | 7 | 3.6 | 0 | 0 | 3 | 1 | 0 | 5 | 7 | 7.3 | |
| UNC ASHEVILLE | 12/21/22 | * | 28 | 3 | 5 | .600 | 1 | 2 | .500 | 2 | 2 | 1.000 | 1 | 1 | 2 | 3.5 | 1 | 0 | 3 | 2 | 0 | 0 | 9 | 7.5 | |
| at LSU | 12/28/22 | * | 40 | 7 | 18 | .389 | 2 | 8 | .250 | 0 | 0 | .000 | 0 | 6 | 6 | 3.7 | 1 | 0 | 2 | 1 | 0 | 2 | 16 | 8.2 | |
| MISSOURI | 01/04/23 | * | 37 | 5 | 10 | .500 | 0 | 2 | .000 | 0 | 0 | .000 | 1 | 4 | 5 | 3.8 | 3 | 0 | 5 | 5 | 0 | 3 | 10 | 8.3 | |
| at Auburn | 01/07/23 | * | 29 | 1 | 5 | .200 | 0 | 2 | .000 | 0 | 0 | .000 | 0 | 2 | 2 | 3.6 | 2 | 0 | 2 | 1 | 0 | 0 | 2 | 7.9 | |
| ALABAMA | 01/11/23 | * | 34 | 6 | 17 | .353 | 2 | 3 | .667 | 2 | 2 | 1.000 | 0 | 10 | 10 | 4.1 | 2 | 0 | 3 | 0 | 1 | 2 | 16 | 8.4 | |
| at Vanderbilt | 01/14/23 | * | 39 | 6 | 14 | .429 | 0 | 3 | .000 | 5 | 5 | 1.000 | 1 | 2 | 3 | 4.0 | 4 | 0 | 4 | 2 | 0 | 1 | 17 | 8.9 | |
| at Missouri | 01/18/23 | * | 38 | 7 | 17 | .412 | 3 | 7 | .429 | 1 | 2 | .500 | 2 | 7 | 9 | 4.3 | 5 | 1 | 3 | 6 | 0 | 1 | 18 | 9.5 | |
| OLE MISS | 01/21/23 | * | 34 | 6 | 11 | .545 | 3 | 5 | .600 | 1 | 2 | .500 | 1 | 4 | 5 | 4.3 | 4 | 0 | 4 | 3 | 0 | 1 | 16 | 9.8 | |
| LSU | 01/24/23 | * | 40 | 7 | 8 | .875 | 2 | 2 | 1.000 | 0 | 0 | .000 | 0 | 7 | 7 | 4.5 | 0 | 0 | 3 | 2 | 0 | 2 | 16 | 10.2 | |
| at Baylor | 01/28/23 | * | 37 | 6 | 13 | .462 | 2 | 7 | .286 | 2 | 3 | .667 | 1 | 1 | 2 | 4.4 | 2 | 0 | 4 | 5 | 0 | 0 | 16 | 10.5 | |
| TEXAS A&M | 01/31/23 | * | 37 | 7 | 13 | .538 | 4 | 8 | .500 | 1 | 2 | .500 | 0 | 1 | 1 | 4.2 | 1 | 0 | 4 | 4 | 0 | 1 | 19 | 10.9 | |
| at South Carolina | 02/04/23 | * | 40 | 5 | 12 | .417 | 4 | 10 | .400 | 1 | 2 | .500 | 0 | 4 | 4 | 4.2 | 3 | 0 | 2 | 3 | 0 | 2 | 15 | 11.0 | |
| at Kentucky | 02/07/23 | * | 39 | 6 | 11 | .545 | 1 | 2 | .500 | 2 | 3 | .667 | 0 | 3 | 3 | 4.1 | 2 | 0 | 7 | 3 | 0 | 2 | 15 | 11.2 | |
| MISSISSIPPI ST. | 02/11/23 | * | 37 | 2 | 12 | .167 | 1 | 5 | .200 | 2 | 2 | 1.000 | 2 | 4 | 6 | 4.2 | 4 | 0 | 2 | 3 | 0 | 2 | 7 | 11.0 | |
| at Texas A&M | 02/15/23 | * | 39 | 5 | 13 | .385 | 4 | 10 | .400 | 0 | 3 | .000 | 0 | 3 | 3 | 4.2 | 2 | 0 | 3 | 2 | 0 | 2 | 14 | 11.2 | |
| FLORIDA | 02/18/23 | * | 22 | 0 | 1 | .000 | 0 | 1 | .000 | 0 | 0 | .000 | 0 | 1 | 1 | 4.0 | 3 | 0 | 1 | 1 | 0 | 2 | 0 | 10.7 | |
| GEORGIA | 02/21/23 | * | 29 | 2 | 2 | 1.000 | 0 | 0 | .000 | 0 | 0 | .000 | 0 | 1 | 1 | 3.9 | 2 | 0 | 3 | 2 | 0 | 0 | 4 | 10.5 | |
| at Alabama | 02/25/23 | * | 39 | 8 | 15 | .533 | 3 | 4 | .750 | 2 | 3 | .667 | 1 | 4 | 5 | 4.0 | 3 | 0 | 0 | 0 | 0 | 0 | 21 | 10.9 | |
| at Tennessee | 02/28/23 | * | 39 | 5 | 12 | .417 | 3 | 7 | .429 | 0 | 0 | .000 | 1 | 5 | 6 | 4.0 | 3 | 0 | 2 | 2 | 1 | 3 | 13 | 10.9 | |
| KENTUCKY | 03/04/23 | * | 20 | 3 | 5 | .600 | 2 | 3 | .667 | 0 | 0 | .000 | 0 | 2 | 2 | 4.0 | 5 | 2 | 0 | 0 | 0 | 0 | 8 | 10.8 | |
| vs Auburn (SEC) | 03/09/23 | * | 40 | 2 | 6 | .333 | 1 | 4 | .250 | 2 | 2 | 1.000 | 1 | 9 | 10 | 4.2 | 3 | 0 | 3 | 3 | 0 | 1 | 7 | 10.7 | |
| vs Texas A&M (SEC) | 03/10/23 | * | 37 | 2 | 7 | .286 | 1 | 5 | .200 | 0 | 1 | .000 | 2 | 4 | 6 | 4.2 | 3 | 0 | 1 | 1 | 0 | 2 | 5 | 10.5 | |
| vs Illinois (NCAA) | 03/16/23 | * | 30 | 7 | 14 | .500 | 2 | 4 | .500 | 0 | 0 | .000 | 1 | 5 | 6 | 4.3 | 4 | 0 | 1 | 4 | 0 | 4 | 16 | 10.7 | |
| vs Kansas (NCAA) | 03/18/23 | * | 30 | 9 | 15 | .600 | 1 | 4 | .250 | 6 | 7 | .857 | 2 | 6 | 8 | 4.4 | 5 | 1 | 1 | 1 | 0 | 0 | 25 | 11.1 | |
| vs UConn (NCAA) | 03/23/23 | * | 29 | 1 | 10 | .100 | 1 | 3 | .333 | 0 | 0 | .000 | 1 | 3 | 4 | 4.4 | 4 | 0 | 0 | 3 | 0 | 0 | 3 | 10.9 | |
| Totals | | | 31 | 1157 | 144 | 347 | .415 | 47 | 136 | .346 | 46 | 64 | .719 | 24 | 129 | 153 | 4.4 | 91 | 4 | 87 | 72 | 4 | 48 | 381 | 10.9 |



- Led the Razorbacks in Pts:.....12
- Led the Razorbacks in Rebs:.....9
- Led the Razorbacks in Assists:.....22
- Led the Razorbacks in Steals:.....21
- Double-figure Pts:.....46
- Double-figure Rebs:.....3
- Double-Doubles:.....2
- 20-pt gms:.....4
- Gms with a 3PT FG:.....33
- Gms with 3+ 3PT FG:.....9
- Gms with 3+ Assists:.....39
- Gms with 3+ Steals:.....10
- Gms with 5+ Rebs:.....40

DAVIS' PERSONAL BESTS

POINTS
Season: 25 vs Kansas (03/18/23)
SEC: 20 vs Georgia (01/09/21)
Career: 26 vs Oklahoma (12/11/21)

FG MADE
Season: 9 vs Kansas (03/18/23)
Career: 9 (3x) LAST vs Kansas (03/18/23)
SEC: 9 vs Georgia (01/09/21)

FG ATTEMPTED
Season: 18 at LSU (12/28/22)
Career: 21 vs Oklahoma (12/11/21)
SEC: 18 at LSU (12/28/22)

3-POINT FG MADE
Season: 4 (3x) LAST at Texas A&M (02/15/23)
Career: 4 (4x) LAST at Texas A&M (02/15/23)
SEC: 4 (3x) LAST at Texas A&M (02/15/23)

3-PT FG ATTEMPTS
Season: 10 (2x) LAST at Texas A&M (02/15/23)
Career: 10 (2x) LAST at Texas A&M (02/15/23)
SEC: 10 (2x) LAST at Texas A&M (02/15/23)

FT MADE
Season: 6 (2x) LAST vs Kansas (03/18/23)
Career: 9 at Texas A&M (01/08/22)
SEC: 9 at Texas A&M (01/08/22)

FT ATTEMPTED
Season: 8 vs North Dakota State (11/07/22)
Career: 10 at Texas A&M (01/08/22)
SEC: 10 at Texas A&M (01/08/22)

REBOUNDS
Season: 10 (3x) LAST vs Auburn (03/09/23)
Career: 10 (3x) LAST vs Auburn (03/09/23)
SEC: 10 vs Alabama (01/11/23)

ASSISTS
Season: 7 at Kentucky (02/07/23)
Career: 8 vs Charlotte (12/07/21)
SEC: 7 (2x) LAST at Kentucky (02/07/23)

STEALS
Season: 5 vs Bradley (12/17/22)
Career: 5 (2x) LAST vs Bradley (12/17/22)
SEC: 5 vs Auburn (02/08/22)

BLOCKED SHOTS
Season: 1 (3x) LAST vs Alabama (01/11/23)
Career: 2 vs Colgate (03/19/21)
SEC: 1 (4x) LAST vs Alabama (01/11/23)

MINUTES
Season: 40:00 (2x) LAST at S. Carolina (02/04/23)
Career: 40:00 (2x) LAST at S. Caro (02/04/23)
SEC: 40:00 (2x) LAST at S. Carolina (02/04/23)

DAVONTE DAVIS CAREER STATISTICS

| Year | GP | GS | Min | Avg | FG | FGA | Pct | 3FG | 3FGA | Pct | FT | FTA | Pct | Off | Def | Tot | Avg | PF | FO | Ast | TO | Blk | Stl | Pts | Avg |
|---------|----|----|-----|------|-----|-----|-----|-----|------|-----|----|-----|-----|-----|-----|-----|-----|----|----|-----|----|-----|-----|-----|-----|
| 2020-21 | 30 | 17 | 716 | 23.9 | 109 | | | | | | | | | | | | | | | | | | | | |

5

JOSEPH PINION

G | Fr. | 6-5 | 190 | Morrilton, Ark. | Morrilton HS

@josephpinion2
@josephpinion1

Including 2022-23, has **FOUR** years of collegiate eligibility
Major: TBA (Arts & Sciences)
Born on Nov. 17, 2003 in Russellville, Ark.
The son of Craig and Gail Pinion



Made the **Department's Honor Roll** (3.0-3.49 GPA) for **Fall 2022**.

- McDonald's High School All-American Nominee
- Two-time (2021 and 2022) Arkansas Democrat-Gazette first team All-Arkansas Preps (all divisions)


- Set two Razorback records:
 - ^ Most Free Throw Attempts in a Season without a miss (7-of-6)
 - ^ Most Minutes Played in a season without a turnover (148).

| | | | | | |
|------------------------|------------------|-----------------|-----------------|------------------|-------------------|
| • Game 12 vs UNCA: | 10 points | 4-6 FG | 2-4 3PT | 3 assists | 19 minutes |
| • Game 14 vs Mizzou: | 13 points | 4-7 FG | 3-6 3PT | 0 assists | 27 minutes |
| • Game 19 vs Ole Miss: | 13 points | 5-10 FG | 3-6 3PT | 0 assists | 22 minutes |
| 3-GAME TOTALS: | 36 points | 13-23 FG | 8-16 3PT | 3 assists | 68 minutes |
| Other 26 Games: | 26 points | 8-24 FG | 5-18 3PT | 0 assists | 76 minutes |

RAZORBACK FACT

Most free throws attempted in a season without a miss, since 1947-48 (HogsStats):

- 7 - Joseph Pinion, 2022-23
- 6 - Derrian Ford, 2022-23
- 6 - DeQuavious Wagner, 2013-14
- 6 - Willie Cutts, 1983-84
- 4 - Three others



NATIONAL RECRUITING RANKINGS

- #95 on the S199 All-American list
- 247Composite ★★★★★ #94 nation #23 SF
- ESPN ★★★★★ #89 nation #17 SG
- Rivals ★★★★★ #131 nation #33 SF
- 247Sports ★★★ #142 nation #32 SF

2022-23 HIGHLIGHTS:

- FORDHAM: Scored his first collegiate points and added his first collegiate steal.
- SAN JOSE STATE: Had five points, making his first collegiate 3-pointer ... Added two rebounds
- UNCA: Had a breakout game with the absence of Nick Smith Jr. ... Scored points (10), assists (3), 3's made (2), FG made (4) and minutes (18:40)
- MISSOURI: Sparked Arkansas' comeback win ... Led the team with +15 to help the Hogs erase a 17-point deficit ... Pumped in a **career-high 13 points**, making 3-of-6 from 3-point range Played a season-high 27:28.
- @ VANDY: Did not miss a shot (2-2 FG; 1-1 3 PT; 1-1 FT) in scoring six points.
- OLE MISS: Was +17 in **tying his career high with 13 points** ... Made a career-high five FG, took a career-high 10 shots and tied his career-high by going 3-of-6 from 3PT ... Grabbed a **career-high five rebounds**.
- GEORGIA: Made his only two shot attempts, making a 3-pointer in the right corner and later one in the left corner.

| | |
|--------------------------|-------|
| • Led ARK in Pts: | 0 |
| • Led ARK in Rebs: | 0 |
| • Led ARK in Assists: | 0 |
| • Double-figure Pts: | 3 |
| • Double-figure Rebs: | 0 |
| • 20-pt gms - 30-pt gms: | 0 - 0 |
| • Gms with a 3PT Made: | 7 |
| • Gms with 3+ 3PT Made: | 2 |
| • Gms with 3+ Assists: | 1 |
| • Gms with 3+ Steals: | 0 |
| • Gms with 3+ Blks: | 0 |
| • Gms with 5+ Rebs: | 1 |

JOSEPH PINION 2022-23 GAME STATS

| Opponent | Date | GS | Min | FG | FGA | Pct | 3FG | 3A | Pct | FT | FTA | Pct | O | D | Tot | Avg | PF | FO | A | TO | Blk | Stl | Pts | Avg |
|--------------------|----------|----------|------------|-----------|-----------|-------------|-----------|-----------|-------------|----------|----------|--------------|----------|-----------|-----------|------------|-----------|----------|----------|----------|----------|----------|-----------|------------|
| NORTH DAKOTA ST. | 11/07/22 | 3 | 0 | 0 | 0.000 | 0 | 0 | 0.000 | 0 | 0 | 0.000 | 0 | 0 | 0 | 0 | 0 | 0 | 1 | 0 | 0 | 0 | 0 | 0 | 0 |
| FORDHAM | 11/11/22 | 4 | 1 | 1 | 1.000 | 0 | 0 | 0.000 | 0 | 0 | 0.000 | 0 | 0 | 0 | 0 | 0 | 1 | 0 | 0 | 0 | 0 | 1 | 2 | 1.0 |
| SOUTH DAKOTA ST. | 11/16/22 | 5 | 0 | 4 | 0.000 | 0 | 3 | 0.000 | 2 | 2 | 1.000 | 0 | 0 | 0 | 0 | 0 | 1 | 0 | 0 | 0 | 0 | 0 | 2 | 1.3 |
| vs Louisville | 11/21/22 | 4 | 0 | 1 | 0.000 | 0 | 0 | 0.000 | 2 | 2 | 1.000 | 0 | 2 | 2 | 0.5 | 2 | 0 | 0 | 0 | 0 | 0 | 0 | 2 | 1.5 |
| vs Creighton | 11/22/22 | 0 | 0 | 0 | 0.000 | 0 | 0 | 0.000 | 0 | 0 | 0.000 | 0 | 0 | 0 | 0 | 0 | 0 | 0 | 0 | 0 | 0 | 0 | 0 | 0 |
| vs San Diego St. | 11/23/22 | DNP | | | | | | | | | | | | | | | | | | | | | | |
| TROY | 11/28/22 | 2 | 0 | 0 | 0.000 | 0 | 0 | 0.000 | 0 | 0 | 0.000 | 0 | 1 | 1 | 0.5 | 0 | 0 | 0 | 0 | 0 | 0 | 0 | 0 | 1.0 |
| SAN JOSE ST. | 12/03/22 | 5 | 2 | 3 | .667 | 1 | 1 | 1.000 | 0 | 0 | 0.000 | 1 | 1 | 2 | 0.7 | 1 | 0 | 0 | 0 | 0 | 0 | 0 | 5 | 1.6 |
| UNC GREENSBORO | 12/06/22 | DNP | | | | | | | | | | | | | | | | | | | | | | |
| vs Oklahoma | 12/10/22 | DNP | | | | | | | | | | | | | | | | | | | | | | |
| vs Bradley | 12/17/22 | 1 | 0 | 0 | 0.000 | 0 | 0 | 0.000 | 0 | 0 | 0.000 | 0 | 1 | 1 | 0.8 | 0 | 0 | 0 | 0 | 0 | 0 | 0 | 0 | 1.4 |
| UNC ASHEVILLE | 12/21/22 | 19 | 4 | 6 | .667 | 2 | 4 | .500 | 0 | 0 | 0.000 | 0 | 1 | 1 | 0.8 | 0 | 0 | 3 | 0 | 0 | 1 | 10 | 2.3 | |
| at LSU | 12/28/22 | 2 | 0 | 1 | 0.000 | 0 | 1 | 0.000 | 0 | 0 | 0.000 | 0 | 0 | 0 | 0.7 | 0 | 0 | 0 | 0 | 0 | 0 | 0 | 0 | 2.1 |
| MISSOURI | 01/04/23 | 27 | 4 | 7 | .571 | 3 | 6 | .500 | 2 | 2 | 1.000 | 1 | 0 | 1 | 0.7 | 4 | 0 | 0 | 0 | 0 | 1 | 13 | 3.1 | |
| at Auburn | 01/07/23 | 14 | 0 | 1 | 0.000 | 0 | 1 | 0.000 | 0 | 0 | 0.000 | 0 | 1 | 1 | 0.8 | 2 | 0 | 0 | 0 | 0 | 1 | 0 | 2.8 | |
| ALABAMA | 01/11/23 | 1 | 0 | 0 | 0.000 | 0 | 0 | 0.000 | 0 | 0 | 0.000 | 0 | 0 | 0 | 0.7 | 1 | 0 | 0 | 0 | 0 | 0 | 0 | 2.6 | |
| at Vanderbilt | 01/14/23 | 9 | 2 | 2 | 1.000 | 1 | 1 | 1.000 | 1 | 1 | 1.000 | 0 | 0 | 0 | 0.6 | 1 | 0 | 0 | 0 | 0 | 0 | 6 | 2.9 | |
| at Missouri | 01/18/23 | 2 | 0 | 1 | 0.000 | 0 | 1 | 0.000 | 0 | 0 | 0.000 | 0 | 0 | 0 | 0.6 | 3 | 0 | 0 | 0 | 0 | 0 | 0 | 2.7 | |
| OLE MISS | 01/21/23 | 21 | 5 | 10 | .500 | 3 | 6 | .500 | 0 | 0 | 0.000 | 1 | 4 | 5 | 0.9 | 0 | 0 | 0 | 0 | 1 | 1 | 13 | 3.3 | |
| LSU | 01/24/23 | 6 | 0 | 2 | 0.000 | 0 | 2 | 0.000 | 0 | 0 | 0.000 | 0 | 0 | 0 | 0.8 | 1 | 0 | 0 | 0 | 0 | 0 | 0 | 3.1 | |
| at Baylor | 01/28/23 | 3 | 0 | 1 | 0.000 | 0 | 1 | 0.000 | 0 | 0 | 0.000 | 1 | 0 | 1 | 0.8 | 0 | 0 | 0 | 0 | 0 | 0 | 0 | 2.9 | |
| TEXAS A&M | 01/31/23 | DNP | | | | | | | | | | | | | | | | | | | | | | |
| at South Carolina | 02/04/23 | DNP | | | | | | | | | | | | | | | | | | | | | | |
| at Kentucky | 02/07/23 | 4 | 0 | 0 | 0.000 | 0 | 0 | 0.000 | 0 | 0 | 0.000 | 0 | 0 | 0 | 0.8 | 0 | 0 | 0 | 0 | 0 | 0 | 0 | 2.8 | |
| MISSISSIPPI ST. | 02/11/23 | DNP | | | | | | | | | | | | | | | | | | | | | | |
| at Texas A&M | 02/15/23 | DNP | | | | | | | | | | | | | | | | | | | | | | |
| FLORIDA | 02/18/23 | 1 | 0 | 1 | 0.000 | 0 | 1 | 0.000 | 0 | 0 | 0.000 | 0 | 0 | 0 | 0.8 | 0 | 0 | 0 | 0 | 0 | 0 | 0 | 2.7 | |
| GEORGIA | 02/21/23 | 4 | 2 | 2 | 1.000 | 2 | 2 | 1.000 | 0 | 0 | 0.000 | 0 | 0 | 0 | 0.7 | 1 | 0 | 0 | 0 | 0 | 0 | 6 | 2.8 | |
| at Alabama | 02/25/23 | 1 | 0 | 0 | 0.000 | 0 | 0 | 0.000 | 0 | 0 | 0.000 | 0 | 0 | 0 | 0.7 | 0 | 0 | 0 | 0 | 0 | 0 | 0 | 2.7 | |
| at Tennessee | 02/28/23 | 3 | 1 | 2 | .500 | 1 | 2 | .500 | 0 | 0 | 0.000 | 0 | 0 | 0 | 0.7 | 0 | 0 | 0 | 0 | 0 | 0 | 3 | 2.7 | |
| KENTUCKY | 03/04/23 | 3 | 0 | 0 | 0.000 | 0 | 0 | 0.000 | 0 | 0 | 0.000 | 0 | 0 | 0 | 0.6 | 1 | 0 | 0 | 0 | 0 | 1 | 0 | 2.6 | |
| vs Auburn (SEC) | 03/09/23 | DNP | | | | | | | | | | | | | | | | | | | | | | |
| vs Texas A&M (SEC) | 03/10/23 | DNP | | | | | | | | | | | | | | | | | | | | | | |
| vs Illinois (NCAA) | 03/16/23 | DNP | | | | | | | | | | | | | | | | | | | | | | |
| vs Kansas (NCAA) | 03/18/23 | 0 | 0 | 0 | 0.000 | 0 | 0 | 0.000 | 0 | 0 | 0.000 | 0 | 0 | 0 | 0.6 | 0 | 0 | 0 | 0 | 0 | 0 | 0 | 2.5 | |
| vs UConn (NCAA) | 03/23/23 | 4 | 0 | 2 | 0.000 | 0 | 2 | 0.000 | 0 | 0 | 0.000 | 0 | 1 | 1 | 0.6 | 1 | 0 | 0 | 0 | 0 | 0 | 0 | 2.4 | |
| Totals | | 0 | 148 | 21 | 47 | .447 | 13 | 34 | .382 | 7 | 7 | 1.000 | 4 | 12 | 16 | 0.6 | 21 | 0 | 3 | 0 | 1 | 6 | 62 | 2.4 |

PINION'S PERSONAL BESTS

| | |
|-------------------------|---|
| POINTS | Season: 13 (2x) LAST vs Ole Miss (01/21/23) |
| SEC: | 13 (2x) vs Ole Miss (01/21/23) |
| FG MADE | Season: 5 vs Ole Miss (01/21/23) |
| SEC: | 5 vs Ole Miss (01/21/23) |
| FG ATTEMPTED | Season: 10 vs Ole Miss (01/21/23) |
| SEC: | 10 vs Ole Miss (01/21/23) |
| 3-POINT FG MADE | Season: 3 (2x) LAST vs Ole Miss (01/21/23) |
| SEC: | 3 (2x) LAST vs Ole Miss (01/21/23) |
| 3-PT FG ATTEMPTS | Season: 6 (2x) LAST vs Ole Miss (01/21/23) |
| SEC: | 6 (2x) LAAT vs Ole Miss (01/21/23) |
| FT MADE | Season: 2 (3x) LAST vs Missouri (01/04/23) |
| SEC: | 2 vs Missouri (01/04/23) |
| FT ATTEMPTED | Season: 2 (3x) LAST vs Missouri (01/04/23) |
| SEC: | 2 vs Missouri (01/04/23) |
| REBOUNDS | Season: 5 vs Ole Miss (01/21/23) |
| SEC: | 5 vs Ole Miss (01/21/23) |
| ASSISTS | Season: 3 vs UNC Asheville (12/21/22) |
| SEC: | 1 vs Kentucky (03/04/23) |
| STEALS | Season: 1 (6x) LAST vs Kentucky (03/04/23) |
| SEC: | 1 (4x) LAST vs Kentucky (03/04/23) |
| BLOCKED SHOTS | Season: 1 vs Ole Miss (01/21/23) |
| SEC: | 1 vs Ole Miss (01/21/23) |
| MINUTES | Season: 27:28 vs Missouri (01/04/23) |
| SEC: | 27:28 vs Missouri (01/04/23) |

JOSEPH PINION CAREER STATISTICS

| Year | GP | GS | Min | Avg | FG | FGA | Pct | 3FG | 3FGA | Pct | FT | FTA | Pct | Off | Def | Tot | Avg | PF | FO | Ast | TO | Blk | Stl | Pts | Avg |
|---------|----|----|-----|-----|----|-----|------|-----|------|------|----|-----|-------|-----|-----|-----|-----|----|----|-----|----|-----|-----|-----|-----|
| 2022-23 | 24 | 0 | 144 | 6.0 | 21 | 45 | .467 | 13 | 32 | .406 | 7 | 7 | 1.000 | 4 | 11 | 15 | 0.6 | 20 | 0 | 3 | 0 | 1 | 6 | 62 | 2.6 |

11 JALEN GRAHAM

F | Sr. | 6-9 | 225 | Phoenix, Ariz. | Mountain Pointe HS / Arizona State

@jalengrahamm5
@jalengrahamm

Including 2022-23, has **TWO** years of collegiate eligibility
Major: Sociology
Born on Born on April 4, 2001 in Le Grand, Calif.
The son Susie Graham



Joined the Razorback program after playing three seasons at Arizona State. **Graham has two years of eligibility remaining** ... Played in 73 career games at Arizona State, including 43 starts, and tallied 546 career points (7.0 avg.) with 315 career rebounds (4.4 avg.). He additionally recorded 90 blocked shots (1.2 per game).


- His season FG% of .655 (74-of-113) ranks 7th on the school's single-season list
- ON A PER 40-MINUTE BASIS: 22.2 points, 9.7 rebounds and was +10.34

2022-23 HIGHLIGHTS:

- FORDHAM: Did not play in the opener and did not check into the Fordham game until the 11:29 mark of the second half ... Finished with 10 points (5-of-7 FG) with four rebounds and an assist in 11:21 minutes played.
- SOUTH DAKOTA STATE: Only played eight minutes but pulled down six rebounds – five defensive.
- SAN JOSE STATE: After playing just 27 minutes (and three DNPs) with 20 points through the first seven games, made a huge impact playing 11:39 minutes – all in the second half ... Checked in at the 13:31 mark and the Hogs were up 14 ... **Scored 11 points (4-of-5 FG and 3-of-3 FT) in his 11:39 minutes played and the Hogs led by 37 when he checked out (1:52 left)** ... Added six rebounds - tying a season high
- UNCA: Led the Razorbacks in scoring (**first time to lead UA and just fourth time in four years to lead his team**) ... Scored a season-high 16 points on 8-of-10 shooting (8 FG made was one shy of career high) ... Added two steals and drew a charge in a season-high 19:28 played.
- @ AUBURN: Had five points and six rebounds in 12:16 with a dunk.
- ALABAMA: Tied for the team lead and **tied his season high with 16 points** (8-of-10 FG) ... Added five rebounds.
- LSU: Scored six points, all on dunks, off the bench ... Was the only six bench points by the Hogs.
- @ BAYLOR: Only scored four points, but had his most impactful game ... Produced season highs in rebounds (9), assists (4), steals (2) and minutes (24:27 ... Was a team-best +7.
- @ SOUTH CAROLINA: Helped Arkansas out-score USC bench, 20-4, with a **team-best 16 points, tying a season-best or the third time** ... Was 8-of-10 from the field.
- FLORIDA: Scored a **career-high 26 points (also his first career 20-point game)**, going a **career-best 12-of-15 from the field** ... Added an **SEC-best seven rebounds and tied his season high with two blocked shots** ... Down five early, came off the bench to score six quick points to get the Hogs to within one (15-14) ... Later, score eight of the Hogs' final 12 points in the first half for a 37-31 lead at the break ... Led Arkansas with 14 second-half points.
- GEORGIA: Made 3-of-4 shots and scored eight points ... Had five rebounds, two assists and two blocked shots.
- @ ALABAMA: Had a **season-high three blocked shots** and added a steal ... Was a team-best +4 in his 9:17 played.
- vs UCONN (NCAA): Was 2-of-2 from the field with four rebounds, a steal and a blocked shot.

DOUBLE-DOUBLES (4)

| SOPHOMORE (at ASU) | (3) |
|-----------------------------|---------------|
| 01/25/21 • at Arizona State | 14 pts 11 reb |
| 02/14/21 • at Oregon State | 14 pts 11 reb |
| 02/27/21 • WASHINGTON STATE | 11 pts 12 reb |
| JUNIOR (at ASU) | (1) |
| 02/05/22 • UCLA | 16 pts 10 reb |



- Led his team in Pts (ARK): 7 (4)
- Led his team in Rebs (ARK): 16 (2)
- Led his team in Assists (ARK): 3 (0)
- Double-figure Pts (ARK): 28 (3)
- Double-figure Rebs (ARK): 4 (0)
- 20-pt gms – 30-pt gms (ARK): 1 - 0 (1)
- Gms with a 3PT made (ARK): 1 (0)
- Gms with 3+ Assists (ARK): 10 (0)
- Gms with 3+ Blks (ARK): 7 (0)
- Gms with 5+ Rebs (ARK): 34 (7)

PERSONAL BESTS

| POINTS | |
|--------------|-----------------------|
| Season: 26 | vs Florida (02/18/23) |
| Career: 26 | vs Florida (02/18/23) |
| SEC: 26 | vs Florida (02/18/23) |
| FG MADE | |
| Season: 12 | vs Florida (02/18/23) |
| Career: 12 | vs Florida (02/18/23) |
| SEC: 12 | vs Florida (02/18/23) |
| FG ATTEMPTED | |
| Season: 15 | vs Florida (02/18/23) |
| Career: 15 | vs Florida (02/18/23) |
| SEC: 15 | vs Florida (02/18/23) |

| 3-POINT FG MADE | |
|-----------------|----------------------|
| Season: -- | |
| Career: 1 | vs Oregon (02/17/22) |
| SEC: -- | |

| 3-PT FG ATTEMPTS | |
|------------------|----------------------------|
| Season: 1 (2x) | LAST vs Florida (02/18/23) |
| Career: 2 (2x) | last vs Oregon (02/17/22) |
| SEC: 1 (2x) | last vs Florida (02/18/23) |

| FT MADE | |
|----------------|------------------------------|
| Season: 3 | vs San Jose State (12/03/22) |
| Career: 6 (2x) | last vs Stanford (03/05/22) |
| SEC: 2 | vs Florida (02/18/23) |

| FT ATTEMPTED | |
|----------------|-----------------------------|
| Season: 5 | at Auburn (01/07/23) |
| Career: 8 (2x) | last vs Stanford (03/05/22) |
| SEC: 5 | at Auburn (01/07/23) |

| REBOUNDS | |
|------------|--------------------------------|
| Season: 9 | at Baylor (01/28/23) |
| Career: 12 | vs Washington State (02/27/21) |
| SEC: 7 | vs Florida (02/18/23) |

| ASSISTS | |
|-----------|-----------------------|
| Season: 4 | at Baylor (01/28/23) |
| Career: 6 | vs UCLA (02/05/22) |
| SEC: 2 | vs Georgia (02/21/23) |

| STEALS | |
|----------------|---------------------------------|
| Season: 2 (3x) | LAST at Kentucky (02/07/23) |
| Career: 3 (3x) | last at Southern Cal (01/24/22) |
| SEC: 2 | at Kentucky (02/07/23) |

| BLOCKED SHOTS | |
|---------------|------------------------|
| Season: 3 | at Alabama (02/25/23) |
| Career: 5 | vs Colorado (11/08/19) |
| SEC: 3 | at Alabama (02/25/23) |

| MINUTES | |
|---------------|-----------------------|
| Season: 26:59 | vs Florida (02/18/23) |
| Career: 39:36 | vs UCLA (02/05/22) |
| SEC: 26:59 | vs Florida (02/18/23) |

JALEN GRAHAM 2022-23 GAME STATS

| Opponent | Date | GS | Min | FG | FGA | Pct | 3FG | 3A | Pct | FT | FTA | Pct | O | D | Tot | Avg | PF | FO | A | TO | Blk | Stl | Pts | Avg |
|--------------------|----------|-----|-----|----|-------|------|-----|------|------|----|-------|------|----|----|-----|-----|----|----|----|----|-----|-----|-----|------|
| NORTH DAKOTA ST. | 11/07/22 | DNP | | | | | | | | | | | | | | | | | | | | | | |
| FORDHAM | 11/11/22 | 11 | 5 | 7 | .714 | 0 | 0 | .000 | 0 | 0 | .000 | 3 | 1 | 4 | 4.0 | 3 | 0 | 1 | 1 | 0 | 0 | 0 | 10 | 10.0 |
| SOUTH DAKOTA ST. | 11/16/22 | 8 | 1 | 4 | .250 | 0 | 1 | .000 | 0 | 2 | .000 | 1 | 5 | 6 | 5.0 | 1 | 0 | 0 | 2 | 0 | 0 | 0 | 2 | 6.0 |
| vs Louisville | 11/21/22 | 6 | 4 | 5 | .800 | 0 | 0 | .000 | 0 | 0 | .000 | 1 | 0 | 1 | 3.7 | 1 | 0 | 0 | 1 | 0 | 0 | 0 | 8 | 6.7 |
| vs Creighton | 11/22/22 | DNP | | | | | | | | | | | | | | | | | | | | | | |
| vs San Diego St. | 11/23/22 | 2 | 0 | 0 | .000 | 0 | 0 | .000 | 0 | 0 | .000 | 0 | 0 | 0 | 2.8 | 0 | 0 | 0 | 0 | 0 | 0 | 0 | 0 | 5.0 |
| TROY | 11/28/22 | DNP | | | | | | | | | | | | | | | | | | | | | | |
| SAN JOSE ST. | 12/03/22 | 12 | 4 | 5 | .800 | 0 | 0 | .000 | 3 | 3 | 1.000 | 1 | 5 | 6 | 3.4 | 0 | 0 | 1 | 2 | 0 | 1 | 11 | 6.2 | |
| UNC GREENSBORO | 12/06/22 | 3 | 0 | 1 | .000 | 0 | 0 | .000 | 0 | 0 | .000 | 1 | 0 | 1 | 3.0 | 0 | 0 | 0 | 1 | 0 | 0 | 0 | 0 | 5.2 |
| vs Oklahoma | 12/10/22 | 3 | 0 | 0 | .000 | 0 | 0 | .000 | 1 | 2 | .500 | 1 | 0 | 1 | 2.7 | 0 | 0 | 0 | 1 | 0 | 1 | 1 | 4.6 | |
| vs Bradley | 12/17/22 | 11 | 2 | 4 | .500 | 0 | 0 | .000 | 2 | 4 | .500 | 0 | 2 | 2 | 2.6 | 3 | 0 | 1 | 1 | 1 | 0 | 0 | 6 | 4.8 |
| UNC ASHEVILLE | 12/21/22 | 19 | 8 | 10 | .800 | 0 | 0 | .000 | 0 | 0 | .000 | 1 | 2 | 3 | 2.7 | 2 | 0 | 1 | 1 | 1 | 2 | 0 | 16 | 6.0 |
| at LSU | 12/28/22 | 3 | 0 | 0 | .000 | 0 | 0 | .000 | 0 | 0 | .000 | 0 | 1 | 1 | 2.5 | 2 | 0 | 0 | 2 | 0 | 0 | 0 | 0 | 5.4 |
| MISSOURI | 01/04/23 | 2 | 0 | 0 | .000 | 0 | 0 | .000 | 0 | 0 | .000 | 0 | 0 | 0 | 2.3 | 0 | 0 | 0 | 0 | 0 | 0 | 0 | 0 | 4.9 |
| at Auburn | 01/07/23 | 12 | 2 | 6 | .333 | 0 | 0 | .000 | 1 | 5 | .200 | 3 | 3 | 6 | 2.6 | 2 | 0 | 0 | 1 | 0 | 0 | 0 | 5 | 4.9 |
| ALABAMA | 01/11/23 | 19 | 8 | 10 | .800 | 0 | 1 | .000 | 0 | 0 | .000 | 1 | 4 | 5 | 2.8 | 2 | 0 | 1 | 1 | 1 | 0 | 0 | 16 | 5.8 |
| at Vanderbilt | 01/14/23 | 5 | 0 | 2 | .000 | 0 | 0 | .000 | 0 | 0 | .000 | 0 | 0 | 0 | 2.6 | 1 | 0 | 0 | 1 | 0 | 1 | 0 | 0 | 5.4 |
| at Missouri | 01/18/23 | 4 | 0 | 0 | .000 | 0 | 0 | .000 | 0 | 0 | .000 | 0 | 0 | 0 | 2.4 | 2 | 0 | 0 | 2 | 0 | 0 | 0 | 0 | 5.0 |
| OLE MISS | 01/21/23 | DNP | | | | | | | | | | | | | | | | | | | | | | |
| LSU | 01/24/23 | 17 | 3 | 7 | .429 | 0 | 0 | .000 | 0 | 1 | .000 | 0 | 3 | 3 | 2.4 | 1 | 0 | 0 | 1 | 1 | 1 | 1 | 6 | 5.1 |
| at Baylor | 01/28/23 | 24 | 2 | 6 | .333 | 0 | 0 | .000 | 0 | 4 | .000 | 3 | 6 | 9 | 2.8 | 4 | 0 | 4 | 3 | 0 | 2 | 4 | 5.0 | |
| TEXAS A&M | 01/31/23 | 12 | 2 | 2 | 1.000 | 0 | 0 | .000 | 1 | 2 | .500 | 0 | 0 | 0 | 2.7 | 2 | 0 | 0 | 2 | 2 | 0 | 0 | 5 | 5.0 |
| at South Carolina | 02/04/23 | 22 | 8 | 10 | .800 | 0 | 0 | .000 | 0 | 0 | .000 | 1 | 1 | 2 | 2.6 | 2 | 0 | 1 | 3 | 0 | 0 | 0 | 16 | 5.6 |
| at Kentucky | 02/07/23 | 7 | 1 | 2 | .500 | 0 | 0 | .000 | 0 | 0 | .000 | 0 | 0 | 0 | 2.5 | 1 | 0 | 1 | 1 | 0 | 2 | 2 | 5.4 | |
| MISSISSIPPI ST. | 02/11/23 | 6 | 1 | 1 | 1.000 | 0 | 0 | .000 | 0 | 1 | .000 | 0 | 1 | 1 | 2.4 | 0 | 0 | 0 | 2 | 0 | 0 | 0 | 2 | 5.2 |
| at Texas A&M | 02/15/23 | 5 | 2 | 2 | 1.000 | 0 | 0 | .000 | 0 | 0 | .000 | 0 | 0 | 0 | 2.3 | 1 | 0 | 0 | 0 | 0 | 0 | 0 | 4 | 5.2 |
| FLORIDA | 02/18/23 | 27 | 12 | 15 | .800 | 0 | 1 | .000 | 2 | 3 | .667 | 3 | 4 | 7 | 2.5 | 2 | 0 | 1 | 2 | 2 | 0 | 0 | 26 | 6.1 |
| GEORGIA | 02/21/23 | 18 | 3 | 4 | .750 | 0 | 0 | .000 | 2 | 5 | .400 | 0 | 5 | 5 | 2.6 | 1 | 0 | 2 | 2 | 2 | 0 | 0 | 8 | 6.2 |
| at Alabama | 02/25/23 | 9 | 1 | 3 | .333 | 0 | 0 | .000 | 0 | 0 | .000 | 1 | 1 | 2 | 2.6 | 2 | 0 | 0 | 1 | 3 | 1 | 1 | 2 | 6.0 |
| at Tennessee | 02/28/23 | 3 | 0 | 0 | .000 | 0 | 0 | .000 | 0 | 0 | .000 | 0 | 0 | 0 | 2.5 | 0 | 0 | 0 | 0 | 0 | 0 | 0 | 0 | 5.8 |
| KENTUCKY | 03/04/23 | 2 | 1 | 2 | .500 | 0 | 0 | .000 | 0 | 0 | .000 | 0 | 0 | 0 | 2.4 | 0 | 0 | 0 | 0 | 0 | 0 | 0 | 2 | 5.6 |
| vs Auburn (SEC) | 03/09/23 | 3 | 1 | 1 | 1.000 | 0 | 0 | .000 | 0 | 0 | .000 | 0 | 0 | 0 | 2.3 | 1 | 0 | 0 | 1 | 0 | 0 | 0 | 2 | 5.5 |
| vs Texas A&M (SEC) | 03/10/23 | DNP | | | | | | | | | | | | | | | | | | | | | | |
| vs Illinois (NCAA) | 03/16/23 | 2 | 0 | 0 | .000 | 0 | 0 | .000 | 0 | 0 | .000 | 0 | 1 | 1 | 2.3 | 0 | 0 | 0 | 0 | 0 | 0 | 0 | 0 | 5.3 |
| vs Kansas (NCAA) | 03/18/23 | 4 | 1 | 2 | .500 | 0 | 0 | .000 | 0 | 0 | .000 | 0 | 0 | 0 | 2.2 | 0 | 0 | 0 | 0 | 0 | 0 | 0 | 2 | 5.2 |
| vs UConn (NCAA) | 03/23/23 | 9 | 2 | 2 | 1.000 | 0 | 0 | .000 | 1 | 3 | .333 | 2 | 2 | 4 | 2.3 | 2 | 0 | 0 | 0 | 1 | 1 | 1 | 5 | 5.2 |
| Totals | | 0 | 290 | 74 | 113 | .655 | 0 | 3 | .000 | 13 | 35 | .371 | 23 | 47 | 70 | 2.3 | 38 | 0 | 14 | 35 | 14 | 12 | 161 | 5.2 |

JALEN GRAHAM CAREER STATISTICS

| Year | GP | GS | Min | Avg | FG | FGA | Pct | 3FG | 3FGA | Pct | FT | FTA | Pct | Off | Def | Tot | Avg | PF | FO | Ast | TO | Blk | Stl | Pts | Avg |
|---------------|-----|----|------|------|-----|-----|------|-----|------|------|----|-----|------|-----|-----|-----|-----|-----|----|-----|-----|-----|-----|-----|-----|
| 2019-20 (ASU) | 28 | 2 | 304 | 10.9 | 42 | 61 | .689 | 0 | 0 | .000 | 5 | 14 | .357 | 34 | 43 | 77 | 2.8 | 49 | 0 | 11 | 21 | 29 | 6 | 89 | 3.2 |
| 2020-21 (ASU) | 21 | 19 | 512 | 24.4 | 72 | 131 | .550 | 0 | 1 | .000 | 26 | 45 | .578 | 37 | 69 | 106 | 5.0 | 68 | 4 | 9 | 27 | 34 | 9 | 170 | 8.1 |
| 2021-22 (ASU) | 29 | 22 | 682 | 23.5 | 124 | 255 | .486 | 1 | 18 | .056 | 38 | 72 | .528 | 35 | 97 | 132 | 4.6 | 85 | 2 | 50 | 52 | 27 | 23 | 287 | 9.9 |
| 2022-23 (ARK) | 31 | 0 | 290 | 9.4 | 74 | 113 | .655 | 0 | 3 | .000 | 13 | 35 | .371 | 23 | 47 | 70 | 2.3 | 38 | 0 | 14 | 35 | 14 | 12 | 161 | 5.2 |
| CAREER | 109 | 43 | 1788 | 16.4 | 267 | 560 | .477 | 1 | 22 | .045 | 82 | 166 | .494 | 129 | 256 | 385 | 3.5 | 240 | 6 | 84 | 135 | 104 | 50 | 617 | 5.7 |

12

BARRY DUNNING JR.

G | Fr. | 6-6 | 195 | Mobile, Ala. | McGill-Toolen Catholic HS

@BarryDunning6

@bohandbz

Including 2022-23, has **FOUR** years of collegiate eligibility
Major: TBA (Education)
Born on Oct. 26, 2003 in Mobile, Ala.
The son of Barry Sr. and Heather Dunning



- McDonald's All-American Nominee
- Two-time Gatorade Alabama Player of the Year (2021 & '22)
- 2022 MaxPreps Alabama Player of the Year
- Rated #1 player in the state of Alabama by ESPN, 247Composite, 247Sports
- 2022 Alabama Mr. Basketball and 1st team All-State by the Alabama Sports Writers Association

WINNER OF THE 2023 MAUI JIM MAUI INVITATIONAL HULA CONTEST

2022-23 HIGHLIGHTS:

- SAN DIEGO STATE: Saw his most important playing time (7:52) in the come-from-behind win ... Didn't do much on the stat sheet but Arkansas was +2 in his minutes.
- TROY: Drew his first collegiate start.
- BRADLEY: Scored his first collegiate point, making 1-of-2 free throws.
- vs UCONN (NCAA): Made his first two field goals ... His last was his first and only dunk of the year on an offensive put-back.



NATIONAL RECRUITING RANKINGS

- #73 on the SI99 All-American list
- ESPN ★★★★★ #74 nation #21 SF
- 247Composite ★★★★★ #91 nation #22 SF
- 247Sports ★★★ #126 nation #28 SF
- Rivals ★★★ #134 nation #36 SF

DUNNING'S PERSONAL BESTS

- POINTS**
Season: 4 vs UConn (03/23/23)
SEC: --
- FG MADE**
Season: 2 vs UConn (03/23/23)
SEC: --
- FG ATTEMPTED**
Season: 3 vs UConn (03/23/23)
SEC: --
- 3-POINT FG MADE**
Season: --
SEC: --
- 3-PT FG ATTEMPTS**
Season: 1 vs South Dakota State (11/16/22)
SEC: --
- FT MADE**
Season: 1 vs Bradley (12/17/22)
SEC: --
- FT ATTEMPTED**
Season: 2 vs Bradley (12/17/22)
SEC: --
- REBOUNDS**
Season: 1 (3x) LAST vs UConn (03/23/23)
SEC: --
- ASSISTS**
Season: 1 vs San Jose State (12/03/22)
SEC: --
- STEALS**
Season: 1 (2x) LAST vs San Diego State (11/23/22)
SEC: --
- BLOCKED SHOTS**
Season: --
SEC: --
- MINUTES**
Season: 8:31 vs North Dakota State (11/07/22)
SEC: 2:50 vs Georgia (02/21/23)

BARRY DUNNING JR. 2022-23 GAME STATS

| Opponent | Date | GS | Min | FG | FGA | Pct | 3FG | 3A | Pct | FT | FTA | Pct | O | D | Tot | Avg | PF | FO | A | TO | Blk | Stl | Pts | Avg |
|--------------------|----------|-----|-----|----|------|------|-----|------|------|----|------|------|---|---|-----|-----|----|----|---|----|-----|-----|-----|-----|
| NORTH DAKOTA ST. | 11/07/22 | 9 | 0 | 1 | .000 | 0 | 0 | .000 | 0 | 0 | .000 | 0 | 0 | 0 | 0.0 | 0 | 0 | 0 | 0 | 0 | 0 | 0 | 0 | 0.0 |
| FORDHAM | 11/11/22 | 3 | 0 | 0 | .000 | 0 | 0 | .000 | 0 | 0 | .000 | 0 | 0 | 0 | 0.0 | 1 | 0 | 0 | 0 | 0 | 0 | 0 | 0 | 0.0 |
| SOUTH DAKOTA ST. | 11/16/22 | 6 | 0 | 1 | .000 | 0 | 1 | .000 | 0 | 0 | .000 | 0 | 0 | 0 | 0.0 | 1 | 0 | 0 | 0 | 0 | 0 | 0 | 0 | 0.0 |
| vs Louisville | 11/21/22 | 3 | 0 | 0 | .000 | 0 | 0 | .000 | 0 | 0 | .000 | 0 | 0 | 0 | 0.0 | 0 | 0 | 0 | 0 | 0 | 0 | 0 | 0 | 0.0 |
| vs Creighton | 11/22/22 | DNP | | | | | | | | | | | | | | | | | | | | | | |
| vs San Diego St. | 11/23/22 | 8 | 0 | 0 | .000 | 0 | 0 | .000 | 0 | 0 | .000 | 0 | 0 | 0 | 0.0 | 1 | 0 | 0 | 1 | 0 | 1 | 0 | 0 | 0.0 |
| TROY | 11/28/22 | * | 1 | 0 | 0 | .000 | 0 | 0 | .000 | 0 | 0 | .000 | 0 | 0 | 0 | 0.0 | 0 | 0 | 0 | 1 | 0 | 0 | 0 | 0.0 |
| SAN JOSE ST. | 12/03/22 | 4 | 0 | 0 | .000 | 0 | 0 | .000 | 0 | 0 | .000 | 0 | 1 | 1 | 0.1 | 1 | 0 | 1 | 0 | 0 | 0 | 0 | 0 | 0.0 |
| UNC GREENSBORO | 12/06/22 | DNP | | | | | | | | | | | | | | | | | | | | | | |
| vs Oklahoma | 12/10/22 | DNP | | | | | | | | | | | | | | | | | | | | | | |
| vs Bradley | 12/17/22 | 1 | 0 | 0 | .000 | 0 | 0 | .000 | 1 | 2 | .500 | 0 | 1 | 1 | 0.3 | 0 | 0 | 0 | 0 | 0 | 0 | 0 | 1 | 0.1 |
| UNC ASHEVILLE | 12/21/22 | 5 | 0 | 1 | .000 | 0 | 0 | .000 | 0 | 0 | .000 | 0 | 0 | 0 | 0.2 | 0 | 0 | 0 | 0 | 0 | 0 | 0 | 0 | 0.1 |
| at LSU | 12/28/22 | DNP | | | | | | | | | | | | | | | | | | | | | | |
| MISSOURI | 01/04/23 | DNP | | | | | | | | | | | | | | | | | | | | | | |
| at Auburn | 01/07/23 | 1 | 0 | 1 | .000 | 0 | 1 | .000 | 0 | 0 | .000 | 0 | 0 | 0 | 0.2 | 0 | 0 | 0 | 0 | 0 | 0 | 0 | 0 | 0.1 |
| ALABAMA | 01/11/23 | DNP | | | | | | | | | | | | | | | | | | | | | | |
| at Vanderbilt | 01/14/23 | 1 | 0 | 0 | .000 | 0 | 0 | .000 | 0 | 0 | .000 | 0 | 0 | 0 | 0.2 | 0 | 0 | 0 | 0 | 0 | 0 | 0 | 0 | 0.1 |
| at Missouri | 01/18/23 | DNP | | | | | | | | | | | | | | | | | | | | | | |
| OLE MISS | 01/21/23 | 2 | 0 | 0 | .000 | 0 | 0 | .000 | 0 | 0 | .000 | 0 | 0 | 0 | 0.2 | 0 | 0 | 0 | 0 | 0 | 0 | 0 | 0 | 0.1 |
| LSU | 01/24/23 | DNP | | | | | | | | | | | | | | | | | | | | | | |
| at Baylor | 01/28/23 | 0 | 0 | 0 | .000 | 0 | 0 | .000 | 0 | 0 | .000 | 0 | 0 | 0 | 0.2 | 0 | 0 | 0 | 0 | 0 | 0 | 0 | 0 | 0.1 |
| TEXAS A&M | 01/31/23 | DNP | | | | | | | | | | | | | | | | | | | | | | |
| at South Carolina | 02/04/23 | DNP | | | | | | | | | | | | | | | | | | | | | | |
| at Kentucky | 02/07/23 | DNP | | | | | | | | | | | | | | | | | | | | | | |
| MISSISSIPPI ST. | 02/11/23 | DNP | | | | | | | | | | | | | | | | | | | | | | |
| at Texas A&M | 02/15/23 | DNP | | | | | | | | | | | | | | | | | | | | | | |
| FLORIDA | 02/18/23 | 1 | 0 | 0 | .000 | 0 | 0 | .000 | 0 | 0 | .000 | 0 | 0 | 0 | 0.1 | 0 | 0 | 0 | 0 | 0 | 0 | 0 | 0 | 0.1 |
| GEORGIA | 02/21/23 | 3 | 0 | 1 | .000 | 0 | 0 | .000 | 0 | 0 | .000 | 0 | 0 | 0 | 0.1 | 0 | 0 | 0 | 0 | 0 | 0 | 0 | 0 | 0.1 |
| at Alabama | 02/25/23 | DNP | | | | | | | | | | | | | | | | | | | | | | |
| at Tennessee | 02/28/23 | DNP | | | | | | | | | | | | | | | | | | | | | | |
| KENTUCKY | 03/04/23 | DNP | | | | | | | | | | | | | | | | | | | | | | |
| vs Auburn (SEC) | 03/09/23 | DNP | | | | | | | | | | | | | | | | | | | | | | |
| vs Texas A&M (SEC) | 03/10/23 | DNP | | | | | | | | | | | | | | | | | | | | | | |
| vs Illinois (NCAA) | 03/16/23 | DNP | | | | | | | | | | | | | | | | | | | | | | |
| vs Kansas (NCAA) | 03/18/23 | DNP | | | | | | | | | | | | | | | | | | | | | | |
| vs UConn (NCAA) | 03/23/23 | 3 | 2 | 3 | .667 | 0 | 0 | .000 | 0 | 0 | .000 | 1 | 0 | 1 | 0.2 | 0 | 0 | 0 | 0 | 0 | 0 | 0 | 4 | 0.3 |
| Totals | | 1 | 51 | 2 | 8 | .250 | 0 | 2 | .000 | 1 | 2 | .500 | 1 | 2 | 3 | 0.2 | 4 | 0 | 1 | 2 | 0 | 2 | 5 | 0.3 |

BARRY DUNNING JR. CAREER STATISTICS

| Year | GP | GS | Min | Avg | FG | FGA | Pct | 3FG | 3FGA | Pct | FT | FTA | Pct | Off | Def | Tot | Avg | PF | FO | Ast | TO | Blk | Stl | Pts | Avg |
|---------|----|----|-----|-----|----|-----|------|-----|------|------|----|-----|------|-----|-----|-----|-----|----|----|-----|----|-----|-----|-----|-----|
| 2022-23 | 16 | 1 | 51 | 3.2 | 2 | 8 | .250 | 0 | 2 | .000 | 1 | 2 | .500 | 1 | 2 | 3 | 0.2 | 4 | 0 | 1 | 2 | 0 | 2 | 5 | 0.3 |

13

JORDAN WALSH

G/F | Fr. | 6-7 | 205 | Desoto, Texas | Link (Mo.) Academy

@jordanwalshlife

@jordanwalshlife

Including 2022-23, has **FOUR** years of collegiate eligibility
Major: TBA (Arts & Sciences)
Born on Mar. 3, 2004 in Dallas, Texas.
The son of John and Sandra Walsh



NATIONAL RECRUITING RANKINGS

- #25 on the S199 All-American list
- ESPN ★★★★★ #11 nation #4 SF
- 247Composite ★★★★★ #18 nation #7 SF
- 247Sports ★★★★★ #19 nation #7 SF
- Rivals ★★★★★ #24 nation #7 SF

- Consensus top 25 player overall, top-7 small forward and 5-Star
- Played in the McDonald's All-American and Jordan Brand Classic games
- All-American: MaxPreps (3rd team) - Sports Illustrated (3rd team) - Jersey Mike's Naismith (HM)
- Was on the 2022-23 preseason Julius Erving Award Watch List, which goes to the nation's top small forward
- FIRST 5 SEC GAMES 1-of-17 (.059) from 3-point range
- LAST 19 GAMES 11-of-32 (.344) from deep
- Was +22 in the 10-point win over Illinois and +12 in the one-point win over Kansas ... Among the regulars, was a team-best +8.52/40 min.
- Tied Anthony Black for most games played by a Razorback freshman in a season (36) ... 1 of 4 Hogs to play all 36 games in 2022-23

2022-23 HIGHLIGHTS

- NORTH DAKOTA STATE: Only played 18:20 due to foul trouble (and fouling out) in his collegiate debut ... However, tied for the team lead with three assists ... Was 1-of-1 FG and 2-of-2 FT.
- FORDHAM: Had his first double-digit scoring effort with 12 points (5-of-7 FG).
- SOUTH DAKOTA STATE: Was poised for a break-out game, but left the game early in the second half with an ankle injury.
- OKLAHOMA: Tied a then season-high with 12 points (5-of-9 FG; 2-of-5 3PT) with three rebounds and two steals ... Led the team at +11 (31:19 played)
- BRADLEY: Was the star of the game with a **game and career-high 18 points** (7-7 FG - 1-1 3PT) with a **career-high four steals** ... Scored seven points in an 11-0 run, including back-to-back fastbreak dunks and a 3-pointer ... Scored 16 of his 18 in the first half.
- UNCA: Only scored four points but his defense was stellar, helping hold Drew Pember to 1-of-7 FG.
- @ LSU: Scored 13 points, all in the second half to help Arkansas take a six point lead and out-score the Tigers ... Pulled down a **then career-high nine rebounds** (seven in the second half) and **blocked a career-high two shots**.
- MISSOURI: Had seven rebounds, three offensive, but played just 26 minutes due to foul trouble.
- @ AUBURN: Pulled down a **career-high 10 rebounds** with six points, two assists and a blocked shot
- @ VANDY: Was 0-of-6 FG, but was a team-best +10 in 16:43 played
- @ MISSOURI: Broke a mini slump, scoring 12 points and did not miss a shot (**4-of-4 FG; 2-2 3PT; 2-2 FT**) ... Only played 13 minutes before fouling out ... However, Arkansas was +13 with Walsh on the floor.
- OLE MISS: For the first time, **played all 40 minutes** ... Scored 13 points, making 5-of-9 FG / 2-of-4 3PT ... Added seven rebounds
- TEXAS A&M: Came off the bench to score 12 points as the Hogs out-scored A&M's bench 17-0 ... Added seven rebounds (3 offensive)
- @ SOUTH CAROLINA: Grabbed a **team-best and tied his career high with 10 rebounds**, including six offensive boards.
- @ KENTUCKY: For the second time, did not miss a shot in scoring 13 points ... (**4-of-4 FG; 1-1 3PT; 4-4 FT**).
- FLORIDA: Only scored five points, but hit a 3-pointer to open the second half and later had a dunk in the Hogs 17-2 run to open the half.
- GEORGIA: Led the team with seven rebounds (six in the second half) and scored nine points (all in the second half)
- @ ALABAMA: Grabbed seven rebounds and three steals, which was an SEC high, including one that led to a fastbreak dunk.
- KENTUCKY: Scored 10 points with seven rebounds, two assists, two steals and a blocked shot.
- vs AUBURN (SEC): Scored 11 points (4-of-5 FG; 3-4 FT) ... Added four rebounds and two assists
- vs ILLINOIS (NCAA): **Was an impressive +22 in the 10-point win** ... Scored six points with four rebounds and three steals.
- vs KANSAS (NCAA): Was +10 in the 1-point win ... Hit a dagger 3-pointer to give Arkansas a 52-51 lead (its first since leading 2-0) ... On a Ricky Council missed FT with 23 seconds left (and Arkansas up one), Walsh tipped the rebound, which made its way back to Council, who was fouled and made two more FT for a 3-point lead.

- Led ARK in Pts:1
- Led ARK in Rebs:4
- Led ARK in Assists:1
- Led ARK in Steals:2
- Led ARK in Blocked Shots:0
- Double-figure Pts:12
- Double-figure Rebs:1
- 20-pt gms - 30-pt gms:0 - 0
- Gms with a 3PT Made:12
- Gms with 3+ Assists:1
- Gms with 3+ Steals:4
- Gms with 3+ Blks:0
- Gms with 5+ Rebs:10

JORDAN WALSH 2022-23 GAME STATS

| Opponent | Date | GS | Min | FG | FGA | Pct | 3FG | 3A | Pct | FT | FTA | Pct | O | D | Tot | Avg | PF | FO | A | TO | Blk | Stl | Pts | Avg | |
|--------------------|----------|----|-----|-----|-------|-------|------|-------|-------|------|-------|-------|------|----|-----|-----|-----|-----|---|----|-----|-----|-----|-----|-----|
| NORTH DAKOTA ST. | 11/07/22 | 18 | 1 | 1 | 1.000 | 0 | 0 | 0.000 | 2 | 2 | 1.000 | 0 | 2 | 2 | 2.0 | 5 | 1 | 3 | 0 | 0 | 0 | 0 | 4 | 4.0 | |
| FORDHAM | 11/11/22 | * | 21 | 5 | 7 | .714 | 0 | 2 | .000 | 2 | 3 | .667 | 1 | 3 | 4 | 3.0 | 3 | 0 | 1 | 1 | 0 | 0 | 12 | 8.0 | |
| SOUTH DAKOTA ST. | 11/16/22 | * | 16 | 4 | 7 | .571 | 2 | 4 | .500 | 0 | 1 | 0.000 | 0 | 1 | 1 | 2.3 | 0 | 0 | 1 | 1 | 1 | 3 | 10 | 8.7 | |
| vs Louisville | 11/21/22 | * | 28 | 2 | 6 | .333 | 2 | 5 | .400 | 1 | 2 | .500 | 0 | 2 | 2 | 2.3 | 3 | 0 | 2 | 2 | 0 | 1 | 7 | 8.3 | |
| vs Creighton | 11/22/22 | * | 36 | 1 | 5 | .200 | 1 | 2 | .500 | 2 | 2 | 1.000 | 0 | 3 | 3 | 2.4 | 3 | 0 | 2 | 2 | 1 | 1 | 5 | 7.6 | |
| vs San Diego St. | 11/23/22 | * | 34 | 3 | 7 | .429 | 0 | 2 | .000 | 1 | 2 | .500 | 3 | 2 | 5 | 2.8 | 4 | 0 | 2 | 1 | 1 | 0 | 7 | 7.5 | |
| TROY | 11/28/22 | * | 20 | 1 | 6 | .167 | 0 | 0 | .000 | 4 | 5 | .800 | 0 | 4 | 4 | 3.0 | 3 | 0 | 2 | 1 | 2 | 2 | 6 | 7.3 | |
| SAN JOSE ST. | 12/03/22 | * | 17 | 3 | 5 | .600 | 0 | 0 | .000 | 0 | 0 | 0.000 | 1 | 2 | 3 | 3.0 | 0 | 0 | 0 | 1 | 1 | 1 | 6 | 7.1 | |
| UNC GREENSBORO | 12/06/22 | * | 8 | 0 | 2 | .000 | 0 | 2 | .000 | 0 | 0 | 0.000 | 0 | 0 | 0 | 2.7 | 1 | 0 | 1 | 1 | 0 | 0 | 0 | 6.3 | |
| vs Oklahoma | 12/10/22 | * | 31 | 5 | 9 | .556 | 2 | 5 | .400 | 0 | 0 | 0.000 | 2 | 1 | 3 | 2.7 | 0 | 0 | 1 | 0 | 1 | 2 | 12 | 6.9 | |
| vs Bradley | 12/17/22 | * | 28 | 7 | 7 | 1.000 | 1 | 1 | 1.000 | 3 | 4 | .750 | 0 | 3 | 3 | 2.7 | 5 | 2 | 1 | 0 | 0 | 4 | 18 | 7.9 | |
| UNC ASHEVILLE | 12/21/22 | * | 19 | 1 | 2 | .500 | 0 | 0 | .000 | 2 | 2 | 1.000 | 0 | 4 | 4 | 2.8 | 4 | 0 | 1 | 1 | 0 | 2 | 4 | 7.6 | |
| at LSU | 12/28/22 | * | 32 | 6 | 14 | .429 | 1 | 8 | .125 | 0 | 0 | 0.000 | 3 | 6 | 9 | 3.3 | 4 | 0 | 2 | 2 | 2 | 13 | 8.0 | | |
| MISSOURI | 01/04/23 | * | 27 | 3 | 6 | .500 | 0 | 2 | .000 | 0 | 0 | 0.000 | 3 | 4 | 7 | 3.6 | 4 | 0 | 2 | 1 | 0 | 1 | 6 | 7.9 | |
| at Auburn | 01/07/23 | * | 32 | 2 | 10 | .200 | 0 | 3 | .000 | 2 | 4 | .500 | 4 | 6 | 10 | 4.0 | 4 | 0 | 2 | 2 | 1 | 0 | 6 | 7.7 | |
| ALABAMA | 01/11/23 | * | 17 | 1 | 5 | .200 | 0 | 1 | .000 | 0 | 0 | 0.000 | 2 | 2 | 3.9 | 2.0 | 0 | 0 | 0 | 0 | 0 | 2 | 7.4 | | |
| at Vanderbilt | 01/14/23 | | 17 | 0 | 6 | .000 | 0 | 3 | .000 | 0 | 0 | 0.000 | 0 | 2 | 2 | 3.8 | 3 | 0 | 2 | 1 | 1 | 0 | 0 | 6.9 | |
| at Missouri | 01/18/23 | | 13 | 4 | 4 | 1.000 | 2 | 2 | 1.000 | 2 | 2 | 1.000 | 0 | 2 | 2 | 3.7 | 5 | 1 | 0 | 1 | 0 | 0 | 12 | 7.2 | |
| OLE MISS | 01/21/23 | * | 40 | 5 | 9 | .556 | 2 | 4 | .500 | 1 | 3 | .333 | 1 | 6 | 7 | 3.8 | 1 | 0 | 0 | 3 | 0 | 1 | 13 | 7.5 | |
| LSU | 01/24/23 | * | 25 | 2 | 6 | .333 | 0 | 1 | .000 | 0 | 0 | 0.000 | 0 | 1 | 1 | 3.7 | 2 | 0 | 0 | 1 | 0 | 0 | 4 | 7.4 | |
| at Baylor | 01/28/23 | * | 18 | 2 | 4 | .500 | 0 | 0 | .000 | 0 | 0 | 0.000 | 0 | 1 | 1 | 3.6 | 5 | 1 | 0 | 1 | 2 | 1 | 4 | 7.2 | |
| TEXAS A&M | 01/31/23 | | 27 | 4 | 8 | .500 | 1 | 2 | .500 | 3 | 4 | .750 | 3 | 4 | 7 | 3.7 | 3 | 0 | 1 | 2 | 0 | 1 | 12 | 7.4 | |
| at South Carolina | 02/04/23 | | 33 | 2 | 6 | .333 | 0 | 1 | .000 | 0 | 0 | 0.000 | 6 | 4 | 10 | 4.0 | 2 | 0 | 1 | 1 | 0 | 4 | 7.3 | | |
| at Kentucky | 02/07/23 | | 22 | 4 | 4 | 1.000 | 1 | 1 | 1.000 | 4 | 4 | 1.000 | 1 | 0 | 1 | 3.9 | 4 | 0 | 0 | 0 | 1 | 0 | 13 | 7.5 | |
| MISSISSIPPI ST. | 02/11/23 | | 23 | 1 | 3 | .333 | 0 | 2 | .000 | 0 | 0 | 0.000 | 1 | 0 | 1 | 3.8 | 0 | 0 | 1 | 0 | 1 | 2 | 2 | 7.3 | |
| at Texas A&M | 02/15/23 | | 30 | 3 | 6 | .500 | 0 | 1 | .000 | 2 | 2 | 1.000 | 1 | 4 | 5 | 3.8 | 5 | 1 | 1 | 1 | 0 | 0 | 8 | 7.3 | |
| FLORIDA | 02/18/23 | * | 13 | 2 | 4 | .500 | 1 | 1 | 1.000 | 0 | 0 | 0.000 | 1 | 1 | 2 | 3.8 | 1 | 0 | 0 | 1 | 0 | 0 | 5 | 7.2 | |
| GEORGIA | 02/21/23 | * | 21 | 2 | 6 | .333 | 1 | 3 | .333 | 4 | 5 | .800 | 0 | 7 | 7 | 3.9 | 3 | 0 | 0 | 0 | 2 | 9 | 7.3 | | |
| at Alabama | 02/25/23 | * | 34 | 2 | 7 | .286 | 0 | 1 | .000 | 0 | 0 | 0.000 | 1 | 6 | 7 | 4.0 | 5 | 1 | 1 | 0 | 3 | 4 | 7.2 | | |
| at Tennessee | 02/28/23 | * | 24 | 0 | 4 | .000 | 0 | 1 | .000 | 1 | 2 | .500 | 0 | 4 | 4 | 4.0 | 4 | 0 | 1 | 2 | 0 | 2 | 1 | 7.0 | |
| KENTUCKY | 03/04/23 | | 31 | 4 | 12 | .333 | 1 | 6 | .167 | 1 | 3 | .333 | 3 | 4 | 7 | 4.1 | 3 | 0 | 2 | 0 | 1 | 2 | 10 | 7.1 | |
| vs Auburn (SEC) | 03/09/23 | | 21 | 4 | 5 | .800 | 0 | 0 | .000 | 3 | 4 | .750 | 2 | 2 | 4 | 4.1 | 2 | 0 | 2 | 1 | 1 | 0 | 11 | 7.2 | |
| vs Texas A&M (SEC) | 03/10/23 | | 24 | 2 | 4 | .500 | 1 | 2 | .500 | 2 | 2 | 1.000 | 0 | 3 | 3 | 4.1 | 2 | 0 | 1 | 1 | 1 | 1 | 7 | 7.2 | |
| vs Illinois (NCAA) | 03/16/23 | | 27 | 2 | 8 | .250 | 0 | 1 | .000 | 2 | 3 | .667 | 2 | 2 | 4 | 4.1 | 4 | 0 | 1 | 1 | 0 | 3 | 6 | 7.1 | |
| vs Kansas (NCAA) | 03/18/23 | | 34 | 3 | 6 | .500 | 1 | 1 | 1.000 | 3 | 4 | .750 | 3 | 0 | 3 | 4.0 | 5 | 1 | 0 | 2 | 0 | 2 | 10 | 7.2 | |
| vs UConn (NCAA) | 03/23/23 | | 20 | 1 | 5 | .200 | 0 | 2 | .000 | 0 | 1 | 0.000 | 0 | 0 | 0 | 3.9 | 1 | 0 | 1 | 0 | 1 | 1 | 2 | 7.1 | |
| Totals | | | 22 | 881 | 94 | 217 | .433 | 20 | 72 | .278 | 47 | 66 | .712 | 43 | 98 | 141 | 3.9 | 105 | 8 | 33 | 37 | 17 | 40 | 255 | 7.1 |

JORDAN WALSH CAREER STATISTICS

| Year | GP | GS | Min | Avg | FG | FGA | Pct | 3FG | 3FGA | Pct | FT | FTA | Pct | Off | Def | Tot | Avg | PF | FO | Ast | TO | Blk | Stl | Pts | Avg |
|---------|----|----|-----|------|----|-----|------|-----|------|------|----|-----|------|-----|-----|-----|-----|-----|----|-----|----|-----|-----|-----|-----|
| 2022-23 | 36 | 22 | 881 | 24.5 | 94 | 217 | .433 | 20 | 72 | .278 | 47 | 66 | .712 | 43 | 98 | 141 | 3.9 | 105 | 8 | 33 | 37 | 17 | 40 | 255 | 7.1 |

WALSH'S PERSONAL BESTS

- POINTS**
Season: 18 vs Bradley (12/17/22)
SEC: 13 (2x) LAST vs Ole Miss (01/21/23)
- FG MADE**
Season: 7 vs Bradley (12/17/22)
SEC: 6 at LSU (12/28/22)
- FG ATTEMPTED**
Season: 14 at LSU (12/28/22)
SEC: 14 at LSU (12/28/22)
- 3-POINT FG MADE**
Season: 2 (5x) LAST vs Ole Miss (01/21/23)
SEC: 2 (2x) LAAST vs Ole Miss (01/21/23)
- 3-PT FG ATTEMPTS**
Season: 8 at LSU (12/28/22)
SEC: 8 at LSU (12/28/22)
- FT MADE**
Season: 4 vs Troy (11/28/22)
SEC: 3 vs Texas A&M (01/31/23)
- FT ATTEMPTED**
Season: 5 vs Troy (11/28/22)
SEC: 4 (2x) LAST vs Texas A&M (01/31/23)
- REBOUNDS**
Season: 10 (2x) LAST at South Carolina (02/04/23)
SEC: 10 (2x) LAST at S. Carolina (02/04/23)
- ASSISTS**
Season: 3 vs North Dakota State (11/07/22)
SEC: 2 (4x) LAST at Kentucky (03/04/23)
- STEALS**
Season: 4 vs Bradley (12/17/22)
SEC: 3 at Alabama (02/25/23)
- BLOCKED SHOTS**
Season: 2 (2x) LAST at Baylor (01/28/23)
SEC: 2 at LSU (12/28/22)
- MINUTES**
Season: 40:00 vs Ole Miss (01/21/23)
SEC: 40:00 vs Ole Miss (01/21/23)

15

MAKHI MITCHELL

F/C | Sr. | 6-9 | 230 | Washington, D.C. | Woodrow Wilson HS / Rhode Island

@MoTheKid03


@thats_khi

Including 2022-23, has **TWO** years of collegiate eligibility
Major: Food, Nutrition & Health
Born on Jan. 31, 2000 in Washington, D.C.
The son of Maria Mitchell



DOUBLE-DOUBLES (10)

| | |
|---------------------------------|---------------|
| SOPHOMORE (at URI) | (1) |
| 12/02/20 • SETON HALL | 11 pts 11 reb |
| JUNIOR (at URI) | (7) |
| 11/12/21 • BRYANT | 11 pts 18 reb |
| 11/27/21 • GEORGIA STATE | 10 pts 12 reb |
| 12/13/21 • at Milwaukee | 16 pts 10 reb |
| 01/28/22 • at Dayton | 12 pts 11 reb |
| 02/05/22 • UMASS | 13 pts 13 reb |
| 02/12/22 • DAVIDSON | 16 pts 11 reb |
| 02/19/22 • at George Washington | 13 pts 10 reb |
| SENIOR (at ARK) | (2) |
| 12/06/22 • UNC GREENSBORO | 13 pts 14 reb |
| 10/28/23 • FLORIDA | 10 pts 10 reb |



- Led his team in Pts (ARK): 4 (0)
- Led his team in Rebs (ARK): 30 (13)
- Led his team in Assists (ARK): 5 (1)
- Led his team in Blk Shots (ARK): 25 (11)
- Double-figure Pts (ARK): 29 (10)
- Double-figure Rebs (ARK): 13 (3)
- 20-pt gms - 30-pt gms (ARK): 0 - 0
- Gms with a 3PT Made (ARK): 7 (1)
- Gms with 3+ Assists (ARK): 9 (3)
- Gms with 3+ Blks (ARK): 11 (5)
- Gms with 3+ Steals (ARK): 6 (4)
- Gms with 5+ Rebs (ARK): 45 (87)

MAKHI'S PERSONAL BESTS

POINTS
Season: 19 vs Troy (11/28/22)
Career: 14 vs American Int'l (01/02/22)
SEC: 11 at Vanderbilt (01/14/23)

FG MADE
Season: 6 vs Troy (11/28/22)
Career: 7 (2x) last Am International (01/02/22)
SEC: 4 at Vanderbilt (01/14/23)

FG ATTEMPTED
Season: 8 vs Troy (11/28/22)
Career: 12 at VCU (02/08/22)
SEC: 7 at Vanderbilt (01/14/23)

3-POINT FG MADE
Season: 1 at Vanderbilt (01/14/23)
Career: 1 (8x) LAST at Vanderbilt (01/14/23)
SEC: 1 at Vanderbilt (01/14/23)

3-PT FG ATTEMPTS
Season: 1 at Vanderbilt (01/14/23)
Career: 3 at Saint Joseph's (03/05/22)
SEC: 1 at Vanderbilt (01/14/23)

FT MADE
Season: 5 (2x) LAST at Missouri (01/18/23)
Career: 8 vs George Mason (11/22/19)
SEC: 5 at Missouri (01/18/23)

FT ATTEMPTED
Season: 7 vs UNC Greensboro (12/06/22)
Career: 12 (2x) last vs G. Washington (01/22/22)
SEC: 6 (2x) LAST at Missouri (01/18/23)

REBOUNDS
Season: 14 vs UNC Greensboro (12/06/22)
Career: 18 vs Bryant (11/21/21)
SEC: 12 at LSU (12/28/22)

ASSISTS
Season: 4 (2x) LAST vs Georgia (02/21/23)
Career: 8 at UMass (01/15/22)
SEC: 4 vs Georgia (02/21/23)

STEALS
Season: 3 (4x) LAST vs Texas A&M (03/10/23)
Career: 3 (5x) LAST vs UNCA (12/21/22)
SEC: 1 (3x) LAST vs Texas A&M (01/31/23)

BLOCKED SHOTS
Season: 4 (2x) LAST vs Texas A&M (03/10/23)
Career: 6 vs Saint Louis (03/03/22)
SEC: 3 (3x) LAST vs Texas A&M (01/31/23)

MINUTES
Season: 35:53 at LSU (12/28/22)
Career: 30:39 at Geo Washington (02/19/22)
SEC: 35:53 at LSU (12/28/22)

2022-23 HIGHLIGHTS:

- NORTH DAKOTA STATE: Made 4-of-5 FG and tied his career high with three steals.
- LOUISVILLE: Tied his brother for the team lead with a season-high six rebounds.
- TROY: Was bright spot for Arkansas in the first half with 10 points and nine rebounds as the Hogs trailed 33-31 ... Finished with a season-high 14 points (6-of-8 FG) with nine rebounds (all in the first half) and three blocked shots.
- UNCG: Had his first double-double as a Razorback with 13 points (4-of-5 FG; 5-of-7 FT) and 14 rebounds (all defensive) ... Added a season-high four blocked shots with two steals.
- OKLAHOMA: Had 10 points and a game-high six rebounds with a steal and two blocked shots ... Handed out a season-high four assists.
- UNCA: Scored 9 pts (4-of-5 FG) with three assists and three blocked shots
- @ LSU: Had 12 rebounds and eight points with three blocked shots ... Held KJ Williams to just 8 points (Williams entered the game averaging 19.3 ppg).
- @ VANDY: Just missed a double-double with 11 pints and 8 rebounds ... Took and made his first 3-point shot of the year.
- @ MISSOURI: Tied for the team lead with nine rebounds ... Made 5-of-6 at the line.
- LSU: Scored 10 points and led the team with eight rebounds ... For the second time vs LSU this season, had three blocked shots.
- @ KENTUCKY: Grabbed a game-high nine rebounds and added two assists.
- @ TEXAS A&M: Led Arkansas with nine rebounds and scored 11 points (4-of-4 FG, 3-of-4 FT) ... Added two blocked shots.
- FLORIDA: Posted his second double-double as a Razorback with 10 points and 10 rebounds ... Was a team-best +27 in 20 minutes played ... Scored a team-best six points in a 17-4 run to open the second half.
- vs AUBURN (SEC): For just the second time this year, came off the bench and scored 12 points (5-of-7 FG) ... Made two big layups late (4:29 and 1:54)
- vs TEXAS A&M (SEC): Scored 15 points, going 6-of-6 from the field with five dunks, and 3-fo-4 at the line ... Tied for the team lead with six rebounds ... Led the team and tied his season high with three steals ... Tied for the team lead and tied his season high with four blocked shots.

MAKHI MITCHELL 2022-23 GAME STATS

| Opponent | Date | GS | Min | FG | FGA | Pct | 3FG | 3A | Pct | FT | FTA | Pct | O | D | Tot | Avg | PF | FO | A | TO | Blk | Stl | Pts | Avg | |
|--------------------|----------|----|-----|-----|-----|-------|------|----|-------|-------|-----|-------|------|----|-----|-----|-----|----|---|----|-----|-----|-----|-----|-----|
| NORTH DAKOTA ST. | 11/07/22 | * | 20 | 4 | 5 | .800 | 0 | 0 | .000 | 0 | 0 | .000 | 1 | 3 | 4 | 4.0 | 4 | 0 | 1 | 0 | 0 | 3 | 8 | 8.0 | |
| FORDHAM | 11/11/22 | * | 26 | 4 | 7 | .571 | 0 | 0 | .000 | 0 | 0 | .000 | 2 | 2 | 4 | 4.0 | 3 | 0 | 2 | 0 | 2 | 3 | 8 | 8.0 | |
| SOUTH DAKOTA ST. | 11/16/22 | * | 15 | 2 | 5 | .400 | 0 | 0 | .000 | 1 | 3 | .333 | 1 | 3 | 4 | 4.0 | 3 | 0 | 3 | 2 | 0 | 1 | 5 | 7.0 | |
| vs Louisville | 11/21/22 | * | 18 | 2 | 3 | .667 | 0 | 0 | .000 | 1 | 2 | .500 | 3 | 3 | 6 | 4.5 | 3 | 0 | 1 | 2 | 1 | 0 | 5 | 6.5 | |
| vs Creighton | 11/22/22 | * | 8 | 1 | 2 | .500 | 0 | 0 | .000 | 0 | 0 | .000 | 1 | 0 | 1 | 3.8 | 3 | 0 | 0 | 2 | 0 | 1 | 2 | 5.6 | |
| vs San Diego St. | 11/23/22 | * | 11 | 0 | 0 | .000 | 0 | 0 | .000 | 2 | 2 | 1.000 | 0 | 3 | 3 | 3.7 | 1 | 0 | 0 | 0 | 0 | 1 | 2 | 5.0 | |
| TROY | 11/28/22 | * | 28 | 6 | 8 | .750 | 0 | 0 | .000 | 2 | 2 | 1.000 | 4 | 5 | 9 | 4.4 | 2 | 0 | 0 | 2 | 3 | 0 | 14 | 6.3 | |
| SAN JOSE ST. | 12/03/22 | * | 12 | 4 | 6 | .667 | 0 | 0 | .000 | 0 | 1 | .000 | 2 | 2 | 4 | 4.4 | 1 | 0 | 0 | 1 | 1 | 1 | 8 | 6.5 | |
| UNC GREENSBORO | 12/06/22 | * | 32 | 4 | 5 | .800 | 0 | 0 | .000 | 5 | 7 | .714 | 0 | 14 | 14 | 5.4 | 2 | 0 | 1 | 0 | 4 | 2 | 13 | 7.2 | |
| vs Oklahoma | 12/10/22 | * | 22 | 5 | 8 | .625 | 0 | 0 | .000 | 0 | 0 | .000 | 6 | 6 | 5.5 | 2 | 0 | 4 | 0 | 2 | 1 | 10 | 7.5 | | |
| vs Bradley | 12/17/22 | * | 17 | 3 | 5 | .600 | 0 | 0 | .000 | 0 | 0 | .000 | 1 | 2 | 3 | 5.3 | 5 | 1 | 2 | 2 | 1 | 2 | 6 | 7.4 | |
| UNC ASHEVILLE | 12/21/22 | * | 15 | 4 | 5 | .800 | 0 | 0 | .000 | 1 | 4 | .250 | 0 | 1 | 1 | 4.9 | 2 | 0 | 3 | 0 | 2 | 3 | 9 | 7.5 | |
| at LSU | 12/28/22 | * | 36 | 3 | 5 | .600 | 0 | 0 | .000 | 2 | 3 | .667 | 2 | 10 | 12 | 5.5 | 3 | 0 | 1 | 1 | 3 | 0 | 8 | 7.5 | |
| MISSOURI | 01/04/23 | * | 15 | 4 | 7 | .571 | 0 | 0 | .000 | 0 | 0 | .000 | 3 | 4 | 7 | 5.6 | 3 | 0 | 0 | 1 | 2 | 0 | 8 | 7.6 | |
| at Auburn | 01/07/23 | * | 22 | 3 | 4 | .750 | 0 | 0 | .000 | 0 | 3 | .000 | 1 | 6 | 7 | 5.7 | 2 | 0 | 0 | 1 | 2 | 0 | 6 | 7.5 | |
| ALABAMA | 01/11/23 | * | 27 | 3 | 5 | .600 | 0 | 0 | .000 | 4 | 6 | .667 | 3 | 2 | 5 | 5.6 | 5 | 1 | 1 | 3 | 0 | 1 | 10 | 7.6 | |
| at Vanderbilt | 01/14/23 | * | 22 | 4 | 7 | .571 | 1 | 1 | 1.000 | 2 | 4 | .500 | 3 | 5 | 8 | 5.8 | 5 | 1 | 0 | 0 | 1 | 0 | 11 | 7.8 | |
| at Missouri | 01/18/23 | * | 36 | 1 | 3 | .333 | 0 | 0 | .000 | 5 | 6 | .833 | 1 | 8 | 9 | 5.9 | 5 | 1 | 1 | 2 | 1 | 0 | 7 | 7.8 | |
| OLE MISS | 01/21/23 | * | 16 | 1 | 1 | 1.000 | 0 | 0 | .000 | 2 | 2 | 1.000 | 0 | 2 | 2 | 5.7 | 2 | 0 | 1 | 0 | 1 | 1 | 4 | 7.6 | |
| LSU | 01/24/23 | * | 28 | 4 | 6 | .667 | 0 | 0 | .000 | 2 | 2 | 1.000 | 3 | 5 | 8 | 5.9 | 2 | 0 | 1 | 3 | 3 | 0 | 10 | 7.7 | |
| at Baylor | 01/28/23 | * | 16 | 2 | 2 | 1.000 | 0 | 0 | .000 | 0 | 0 | .000 | 1 | 3 | 4 | 5.8 | 5 | 1 | 1 | 1 | 1 | 0 | 4 | 7.5 | |
| TEXAS A&M | 01/31/23 | * | 15 | 3 | 5 | .600 | 0 | 0 | .000 | 0 | 0 | .000 | 1 | 4 | 5 | 5.7 | 3 | 0 | 0 | 0 | 3 | 1 | 6 | 7.5 | |
| at South Carolina | 02/04/23 | * | 5 | 1 | 2 | .500 | 0 | 0 | .000 | 0 | 0 | .000 | 1 | 1 | 2 | 5.6 | 0 | 0 | 0 | 0 | 0 | 0 | 2 | 7.2 | |
| at Kentucky | 02/07/23 | * | 26 | 1 | 1 | 1.000 | 0 | 0 | .000 | 2 | 2 | 1.000 | 3 | 6 | 9 | 5.7 | 2 | 0 | 2 | 0 | 0 | 1 | 4 | 7.1 | |
| MISSISSIPPI ST. | 02/11/23 | * | 11 | 3 | 3 | 1.000 | 0 | 0 | .000 | 1 | 1 | 1.000 | 1 | 3 | 4 | 5.6 | 5 | 1 | 0 | 0 | 1 | 0 | 6 | 7.0 | |
| at Texas A&M | 02/15/23 | * | 26 | 4 | 4 | 1.000 | 0 | 0 | .000 | 3 | 4 | .750 | 3 | 6 | 9 | 5.8 | 3 | 0 | 1 | 0 | 2 | 0 | 11 | 7.2 | |
| FLORIDA | 02/18/23 | * | 20 | 5 | 7 | .714 | 0 | 0 | .000 | 0 | 0 | .000 | 2 | 8 | 10 | 5.9 | 1 | 0 | 1 | 1 | 2 | 1 | 10 | 7.3 | |
| GEORGIA | 02/21/23 | * | 24 | 3 | 4 | .750 | 0 | 0 | .000 | 1 | 1 | 1.000 | 1 | 4 | 5 | 5.9 | 2 | 0 | 4 | 0 | 1 | 1 | 7 | 7.3 | |
| at Alabama | 02/25/23 | * | 13 | 0 | 2 | .000 | 0 | 0 | .000 | 0 | 0 | .000 | 2 | 0 | 2 | 5.8 | 2 | 0 | 2 | 3 | 2 | 0 | 0 | 7.0 | |
| at Tennessee | 02/28/23 | * | 17 | 0 | 2 | .000 | 0 | 0 | .000 | 2 | 2 | 1.000 | 1 | 2 | 3 | 5.7 | 0 | 0 | 1 | 0 | 1 | 0 | 2 | 6.9 | |
| KENTUCKY | 03/04/23 | * | 18 | 1 | 2 | .500 | 0 | 0 | .000 | 0 | 0 | .000 | 1 | 0 | 1 | 5.5 | 2 | 0 | 1 | 0 | 0 | 0 | 2 | 6.7 | |
| vs Auburn (SEC) | 03/09/23 | * | 24 | 5 | 7 | .714 | 0 | 0 | .000 | 2 | 2 | 1.000 | 4 | 2 | 6 | 5.5 | 3 | 0 | 2 | 1 | 0 | 1 | 12 | 6.9 | |
| vs Texas A&M (SEC) | 03/10/23 | * | 31 | 6 | 6 | 1.000 | 0 | 0 | .000 | 3 | 4 | .750 | 4 | 2 | 6 | 5.5 | 3 | 0 | 1 | 2 | 4 | 3 | 15 | 7.1 | |
| vs Illinois (NCAA) | 03/16/23 | * | 24 | 4 | 5 | .800 | 0 | 0 | .000 | 1 | 2 | .500 | 1 | 6 | 7 | 5.6 | 3 | 0 | 1 | 0 | 2 | 0 | 9 | 7.2 | |
| vs Kansas (NCAA) | 03/18/23 | * | 20 | 3 | 4 | .750 | 0 | 0 | .000 | 0 | 1 | .000 | 1 | 1 | 2 | 5.5 | 5 | 1 | 0 | 2 | 1 | 2 | 6 | 7.1 | |
| vs UConn (NCAA) | 03/23/23 | * | 11 | 1 | 4 | .250 | 0 | 0 | .000 | 0 | 0 | .000 | 0 | 0 | 0 | 5.3 | 0 | 0 | 0 | 1 | 0 | 1 | 2 | 7.0 | |
| Totals | | | 31 | 727 | 104 | 157 | .662 | 1 | 1 | 1.000 | 43 | 66 | .652 | 58 | 134 | 192 | 5.3 | 97 | 7 | 39 | 33 | 49 | 31 | 252 | 7.0 |

MAKHI MITCHELL CAREER STATISTICS

| Year | GP | GS | Min | Avg | FG | FGA | Pct | 3FG | 3FGA | Pct | FT | FTA | Pct | Off | Def | Tot | Avg | PF | FO | Ast | TO | Blk | Stl | Pts | Avg |
|---------------|----|----|------|------|-----|-----|------|-----|------|-------|-----|-----|------|-----|-----|-----|-----|-----|----|-----|-----|-----|-----|-----|-----|
| 2019-20 (MD) | 12 | 6 | 111 | 9.2 | 12 | 34 | .353 | 0 | 0 | .000 | 12 | 22 | .545 | 10 | 29 | 39 | 3.3 | 19 | 0 | 2 | 8 | 8 | 2 | 36 | 3.0 |
| 2020-21 (URI) | 7 | 2 | 112 | 16.1 | 12 | 26 | .462 | 0 | 0 | .000 | 17 | 28 | .607 | 6 | 28 | 34 | 4.9 | 22 | 1 | 2 | 10 | 4 | 4 | 41 | 5.9 |
| 2021-22 (URI) | 31 | 27 | 749 | 24.1 | 121 | 232 | .522 | 7 | 23 | .304 | 59 | 113 | .522 | 50 | 175 | 225 | 7.3 | 91 | 2 | 48 | 87 | 43 | 30 | 308 | 9.9 |
| 2022-23 (ARK) | 36 | 31 | 727 | 20.2 | 104 | 157 | .662 | 1 | 1 | 1.000 | 43 | 66 | .652 | 58 | 134 | 192 | 5.3 | 97 | 7 | 39 | 33 | 49 | 31 | 252 | 7.0 |
| CAREER | 86 | 66 | 1699 | 19.8 | 249 | 449 | .555 | 8 | 24 | .333 | 131 | 229 | .572 | 124 | 366 | 490 | 5.7 | 229 | 10 | 91 | 138 | 104 | 67 | 637 | 7.4 |

20

KAMANI JOHNSON

F | Sr. | 6-7 | 230 | Brooklyn, N.Y. | Holy Spirit (Ga.) Prep School / Little Rock

@KamaniJohnson20

@kamani_johnson

Including 2022-23, has ONE year of collegiate eligibility
Major: Communications - Spring 2023 Graduate
Born on Mar. 10, 2000 in Brooklyn, N.Y.
The son of Makini Campbell



DOUBLE-DOUBLES (4)

| SOPHOMORE @ LITTLE ROCK | | (2) |
|----------------------------|--------|--------|
| 11/27/19 • ALCORN STATE | 17 pts | 12 reb |
| 01/02/20 • TEXAS STATE | 15 pts | 10 reb |
| 01/04/20 • UT ARLINGTON | 30 pts | 13 reb |
| 02/22/20 • at Arkansas St. | 32 pts | 16 reb |

^ - Back-to-Back games

Played his first two seasons at Little Rock ... Sat out 2020-21 at Arkansas as a transfer ... Played 26 games with one start for the Razorbacks in 2021-22 ... Was **third team All-Sun Belt in 2020** ... Among the Sun Belt and NCAA leaders in rebounding and free throws attempted.

TOP 3 SEASON OFFENSIVE REBOUNDING RATES IN RAZORBACK HISTORY:

1. Kamani Johnson 2021-22 - 1 every 5:58 minute
2. Kamani Johnson 2022-23 - 1 every 6:30.6 minute
3. Roosevelt Wallace 1990-91 - 1 every 6:30.8 minute

TOP 3 CAREER OFFENSIVE REBOUNDING RATES IN RAZORBACK HISTORY:

1. Kamani Johnson 1 every 6:17 minute
2. Nick Davis 1 every 7:02 minute
3. Roosevelt Wallace 1 every 7:15 minute

2022-23 HIGHLIGHTS:

- SAN DIEGO STATE: After playing just 22 minutes with zero points through the first five games, made a huge impact **playing the final 19:07 in the come-from-behind win** ... Checked in at the 14:25 mark and the Hogs were down 11 (45-34) ... **TIED THE GAME WITH A TIP-IN AT THE BUZZER TO FORCE OVERTIME** ... Finished the game with seven points, seven rebounds and two steals with a +14 ... Had four points, four rebounds and two steals in overtime - **sealed the win two free throws with 3 seconds left in OT then stole the inbounds pass for the four-point win.**
- TROY: Saw his most playing time as a Razorback with 32:29 minutes and was second-best on the team at +14.
- OKLAHOMA: Was +7 in 15:44 played with five rebounds (three offensive), five points, one assist, one steal and one blocked shot.
- UNCA: **Perhaps his best overall game of the season** ... Had seven points and seven rebounds (five offensive) with three steals and two assists
- MISSOURI: Provided a huge spark off the bench ... **Pulled down a team-best and then season-high eight rebounds** ... Drew six fouls.
- @ AUBURN: Had five rebounds and led the team with two steals.
- KENTUCKY: Prior to the game, was honored as the Razorbacks' lone senior whose eligibility expires this year ... Played eight minutes and grabbed three offensive rebounds, drew three fouls and had a steal.
- vs AUBURN (SEC): Earned the start and scored 4 points (2-2 FG) with three rebounds (two offensive) in 7:53 played.
- vs ILLINOIS (NCAA): Got his fifth start of the season ... Only played 12:12 but grabbed four offensive rebounds ... Set the tone early with his aggressiveness.
- vs KANSAS (NCAA): **Had 10 rebounds, his most as a Razorback** ... Pulled down six offensive boards in 19 minutes (Kansas had seven offensive boards for the game) ... **FOR THE SECOND TIME THIS SEASON, CAME UP HUGE ON THE OFFENSIVE GLASS** ... With 52 seconds left and the game tied, had a huge offensive rebound and put-back to put the Hogs up two (67-65).
- vs UCONN (NCAA): Grabbed a team-best five rebounds, including four offensive boards, and **led the team with three assists.**



- Led his team in Pts (ARK): 5 (0)
- Led his team in Rebs (ARK): 16 (6)
- Led his team in Assists (ARK): 8 (1)
- Led his tm in PT•REB Same Gm (ARK): 3 (0)
- Led his tm in P•R•A Same Gm (ARK): 2 (0)
- Double-figure Pts (ARK): 20 (0)
- Double-figure Rebs (ARK): 8 (1)
- 20-pt gms (ARK): 3 (0)
- 30-pt gms (ARK): 2 (0)
- Gms with a 3PT Made (ARK): 0 (0)
- Gms with 3+ Assists (ARK): 18 (1)
- Gms with 5+ Rebs (ARK): 48 (11)

JOHNSON'S PERSONAL BESTS

| POINTS | |
|-------------|---------------------------------|
| Season: 8 | vs Troy (11/28/22) |
| Career: 32 | at Arkansas State (02/22/20) |
| SEC: 7 (2x) | last vs Miss State (02/05/22) |
| FG MADE | |
| Season: 2 | vs San Diego State (11/23/22) |
| Career: 9 | at Arkansas State (02/22/20) |
| SEC: 3 | vs Mississippi State (02/05/22) |

| FG ATTEMPTED | |
|--------------|---------------------------------|
| Season: 3 | vs Troy (11/28/22) |
| Career: 13 | at Memphis (11/20/19) |
| SEC: 5 | vs Mississippi State (02/05/22) |

| 3-PT FG ATT | |
|----------------|----------------------------|
| Season: -- | |
| Career: 1 (2x) | last at Memphis (11/20/19) |
| SEC: -- | |

| FT MADE | |
|------------|-------------------------------|
| Season: 3 | vs San Diego State (11/23/22) |
| Career: 14 | at Arkansas State (02/22/20) |
| SEC: 5 | at Texas A&M (01/08/22) |

| FT ATTEMPTED | |
|--------------|------------------------------|
| Season: 6 | vs Troy (11/28/22) |
| Career: 16 | at Arkansas State (02/22/20) |
| SEC: 8 | at Tennessee (03/05/22) |

| REBOUNDS | |
|-------------|------------------------------|
| Season: 10 | vs Kansas (03/18/23) |
| Career: 20 | at Arkansas State (02/22/20) |
| SEC: 8 (2x) | last at Tennessee (03/05/22) |

| ASSISTS | |
|-----------|---------------------------------|
| Season: 3 | vs UConn (03/23/23) |
| Career: 6 | vs App State (02/01/20) |
| SEC: 2 | vs Mississippi State (02/05/22) |

| STEALS | |
|----------------|-----------------------------|
| Season: 3 | vs UNC Asheville (12/21/22) |
| Career: 3 (2x) | vs UNCA (12/21/22) |
| SEC: 2 | at Auburn (01/07/23) |

| BLOCKED SHOTS | |
|----------------|-----------------------------------|
| Season: 1 (6x) | LAST at South Carolina (02/04/23) |
| Career: 3 | vs Elon (12/21/21) |
| SEC: 1 (3x) | LAST at S. Carolina (02/04/23) |

| MINUTES | |
|---------------|----------------------------|
| Season: 32:29 | vs Troy (11/28/22) |
| Career: 38:42 | vs UT Arlington (01/04/20) |
| SEC: 30:29 | at Missouri (01/18/23) |

KAMANI JOHNSON 2022-23 GAME STATS

| Opponent | Date | GS | Min | FG | FGA | Pct | 3FG | 3A | Pct | FT | FTA | Pct | O | D | Tot | Avg | PF | FO | A | TO | Blk | Stl | Pts | Avg |
|--------------------|----------|---------|-----|----|-------|------|-----|------|------|----|-------|------|----|-----|-----|-----|----|----|---|----|-----|-----|-----|-----|
| NORTH DAKOTA ST. | 11/07/22 | * | 10 | 0 | 0 | .000 | 0 | 0 | .000 | 0 | 0 | .000 | 0 | 0 | 0 | 0.0 | 2 | 0 | 0 | 1 | 0 | 0 | 0 | 0.0 |
| FORDHAM | 11/11/22 | 3 | 0 | 1 | 1.000 | 0 | 0 | .000 | 0 | 2 | 1.000 | 1 | 0 | 1 | 0.5 | 0 | 0 | 0 | 0 | 0 | 0 | 0 | 0 | 0.0 |
| SOUTH DAKOTA ST. | 11/16/22 | 9 | 1 | 3 | .333 | 0 | 0 | .000 | 0 | 0 | .000 | 3 | 1 | 4 | 1.7 | 3 | 0 | 0 | 3 | 0 | 1 | 2 | 0.7 | |
| vs Louisville | 11/21/22 | DNP | | | | | | | | | | | | | | | | | | | | | | |
| vs Creighton | 11/22/22 | DNP | | | | | | | | | | | | | | | | | | | | | | |
| vs San Diego St. | 11/23/22 | 19 | 2 | 2 | 1.000 | 0 | 0 | .000 | 3 | 5 | .600 | 4 | 3 | 7 | 3.0 | 3 | 0 | 0 | 1 | 0 | 2 | 7 | 2.3 | |
| TROY | 11/28/22 | 32 | 1 | 3 | .333 | 0 | 0 | .000 | 6 | 8 | .750 | 0 | 3 | 3 | 3.0 | 2 | 0 | 0 | 0 | 0 | 1 | 8 | 3.4 | |
| SAN JOSE ST. | 12/03/22 | 3 | 0 | 0 | .000 | 0 | 0 | .000 | 0 | 0 | .000 | 0 | 0 | 0 | 2.5 | 1 | 0 | 0 | 0 | 1 | 0 | 2 | 0.8 | |
| UNC GREENSBORO | 12/06/22 | 9 | 0 | 1 | 1.000 | 0 | 0 | .000 | 1 | 2 | .500 | 1 | 4 | 5 | 2.9 | 0 | 0 | 0 | 0 | 1 | 0 | 1 | 2.6 | |
| vs Oklahoma | 12/10/22 | 15 | 2 | 3 | .667 | 0 | 0 | .000 | 1 | 1 | 1.000 | 3 | 2 | 5 | 3.1 | 2 | 0 | 1 | 0 | 1 | 1 | 5 | 2.9 | |
| vs Bradley | 12/17/22 | 12 | 1 | 1 | 1.000 | 0 | 0 | .000 | 1 | 2 | 0.500 | 1 | 2 | 3.0 | 2 | 0 | 0 | 0 | 1 | 0 | 2 | 2.8 | | |
| UNC ASHEVILLE | 12/21/22 | 22 | 3 | 6 | .500 | 0 | 0 | .000 | 1 | 2 | .500 | 5 | 2 | 7 | 3.4 | 2 | 0 | 2 | 0 | 0 | 3 | 7 | 3.2 | |
| at LSU | 12/28/22 | 7 | 0 | 0 | .000 | 0 | 0 | .000 | 0 | 0 | .000 | 0 | 0 | 0 | 3.1 | 2 | 0 | 0 | 0 | 0 | 0 | 0 | 2.9 | |
| MISSOURI | 01/04/23 | 20 | 2 | 2 | 1.000 | 0 | 0 | .000 | 1 | 4 | .250 | 3 | 5 | 8 | 3.5 | 3 | 0 | 0 | 0 | 0 | 1 | 5 | 3.1 | |
| at Auburn | 01/07/23 | 20 | 0 | 2 | .000 | 0 | 0 | .000 | 1 | 2 | .500 | 3 | 2 | 5 | 3.6 | 3 | 0 | 0 | 0 | 0 | 2 | 1 | 2.9 | |
| ALABAMA | 01/11/23 | 6 | 0 | 0 | .000 | 0 | 0 | .000 | 0 | 0 | .000 | 0 | 0 | 0 | 3.4 | 2 | 0 | 0 | 0 | 0 | 0 | 0 | 2.7 | |
| at Vanderbilt | 01/14/23 | 8 | 0 | 0 | .000 | 0 | 0 | .000 | 0 | 0 | .000 | 1 | 0 | 1 | 3.2 | 5 | 1 | 0 | 0 | 1 | 0 | 0 | 2.5 | |
| at Missouri | 01/18/23 | * 31 | 2 | 4 | .500 | 0 | 0 | .000 | 3 | 4 | .750 | 3 | 4 | 7 | 3.4 | 5 | 1 | 0 | 1 | 0 | 0 | 7 | 2.8 | |
| OLE MISS | 01/21/23 | * 3 | 0 | 1 | 1.000 | 0 | 0 | .000 | 0 | 0 | .000 | 0 | 0 | 0 | 3.2 | 2 | 0 | 0 | 0 | 0 | 0 | 0 | 2.6 | |
| LSU | 01/24/23 | 7 | 0 | 0 | .000 | 0 | 0 | .000 | 0 | 0 | .000 | 1 | 0 | 1 | 3.1 | 3 | 0 | 1 | 1 | 1 | 0 | 0 | 2.5 | |
| at Baylor | 01/28/23 | 3 | 0 | 0 | .000 | 0 | 0 | .000 | 0 | 0 | .000 | 0 | 1 | 1 | 3.0 | 1 | 0 | 0 | 0 | 0 | 0 | 0 | 2.4 | |
| TEXAS A&M | 01/31/23 | DNP | | | | | | | | | | | | | | | | | | | | | | |
| at South Carolina | 02/04/23 | 1 | 0 | 0 | .000 | 0 | 0 | .000 | 0 | 0 | .000 | 0 | 0 | 0 | 2.9 | 0 | 0 | 0 | 0 | 1 | 0 | 0 | 2.3 | |
| at Kentucky | 02/07/23 | DNP | | | | | | | | | | | | | | | | | | | | | | |
| MISSISSIPPI ST. | 02/11/23 | DNP | | | | | | | | | | | | | | | | | | | | | | |
| at Texas A&M | 02/15/23 | 3 | 0 | 0 | .000 | 0 | 0 | .000 | 0 | 0 | .000 | 0 | 0 | 0 | 2.7 | 2 | 0 | 0 | 0 | 0 | 0 | 0 | 2.1 | |
| FLORIDA | 02/18/23 | DNP-Inj | | | | | | | | | | | | | | | | | | | | | | |
| GEORGIA | 02/21/23 | DNP-Inj | | | | | | | | | | | | | | | | | | | | | | |
| at Alabama | 02/25/23 | DNP-Inj | | | | | | | | | | | | | | | | | | | | | | |
| at Tennessee | 02/28/23 | 12 | 0 | 0 | .000 | 0 | 0 | .000 | 0 | 2 | .000 | 1 | 2 | 3 | 2.7 | 2 | 0 | 0 | 0 | 0 | 0 | 0 | 0 | 2.0 |
| KENTUCKY | 03/04/23 | 8 | 0 | 0 | .000 | 0 | 0 | .000 | 2 | 3 | .667 | 3 | 0 | 3 | 2.7 | 2 | 0 | 0 | 0 | 0 | 1 | 2 | 2.0 | |
| vs Auburn (SEC) | 03/09/23 | * 8 | 2 | 2 | 1.000 | 0 | 0 | .000 | 0 | 0 | .000 | 2 | 1 | 3 | 2.8 | 3 | 0 | 0 | 2 | 0 | 0 | 4 | 2.1 | |
| vs Texas A&M (SEC) | 03/10/23 | DNP | | | | | | | | | | | | | | | | | | | | | | |
| vs Illinois (NCAA) | 03/16/23 | * 13 | 2 | 5 | .400 | 0 | 0 | .000 | 1 | 1 | 1.000 | 4 | 1 | 5 | 2.8 | 2 | 0 | 0 | 0 | 0 | 0 | 5 | 2.2 | |
| vs Kansas (NCAA) | 03/18/23 | * 18 | 2 | 3 | .667 | 0 | 0 | .000 | 0 | 1 | .000 | 6 | 4 | 10 | 3.1 | 4 | 0 | 0 | 2 | 0 | 0 | 4 | 2.3 | |
| vs UConn (NCAA) | 03/23/23 | * 17 | 0 | 3 | .000 | 0 | 0 | .000 | 0 | 0 | .000 | 4 | 1 | 5 | 3.2 | 5 | 1 | 3 | 0 | 0 | 0 | 0 | 2.2 | |
| Totals | | 7 | 319 | 20 | 42 | .476 | 0 | 0 | .000 | 20 | 37 | .541 | 49 | 37 | 86 | 3.2 | 63 | 3 | 7 | 11 | 6 | 14 | 60 | 2.2 |

KAMANI JOHNSON CAREER STATISTICS

| Year | GP | GS | Min | Avg | FG | FGA | Pct | 3FG | 3FGA | Pct | FT | FTA | Pct | Off | Def | Tot | Avg | PF | FO | Ast | TO | Blk | Stl | Pts | Avg |
|----------------|----|----|-----|------|----|-----|------|-----|------|------|-----|-----|------|-----|-----|-----|-----|----|----|-----|----|-----|-----|-----|------|
| 2018-19 (VALR) | 27 | 15 | 519 | 19.2 | 53 | 96 | .552 | 0 | 1 | .000 | 33 | 65 | .508 | 51 | 79 | 130 | 4.8 | 85 | 5 | 37 | 41 | 13 | 14 | 139 | 5.1 |
| 2019-20 (VALR) | 31 | 28 | 860 | 27.7 | 98 | 191 | .513 | 0 | 1 | .000 | 144 | 198 | .727 | 94 | 113 | 207 | 6.7 | 99 | 5 | 68 | 67 | 15 | 23 | 340 | 11.0 |
| 2021-22 (ARK) | 26 | 1 | 203 | 7.8 | 18 | 29 | .621 | 0 | 0 | .000 | 23 | 43 | .535 | 34 | 35 | 69 | 2.7 | 37 | 0 | 7 | 16 | 10 | 6 | 59 | 2.3 |
| 2022-23 (ARK) | 27 | 7 | 319 | 11.8 | 20 | 42 | .476 | 0 | 0 | | | | | | | | | | | | | | | | |

22 MAKHEL MITCHELL

F/C | Sr. | 6-10 | 240 | Washington, D.C. | Woodrow Wilson HS / Rhode Island

@makhelmitchell
@_khell

Including 2022-23, has **TWO** years of collegiate eligibility
Major: Food, Nutrition & Health
Born on Jan. 31, 2000 in Washington, D.C.
The son of Maria Mitchell



Makhel (Ma-Kale) Mitchell joined the Razorback squad with his twin Makhii for 2022-23 after playing two seasons at Rhode Island and one at Maryland ... Has two seasons of eligibility remaining ... Is the younger of the twins by two minutes.

- ON A PER 40 MINUTES BASIS, AVERAGED: 11.4 pts • 10.0 reb and 4.7 BLOCKED SHOTS
- 4th in the SEC (59th NCAA) in blocked shots (1.50)
- IN SEC GAMES ONLY, was 2nd in blocked shots (2.07)

2022-23 HIGHLIGHTS:

- LOUISVILLE: Tied his brother with a game and season-high six rebounds ... Also scored a season-high 12 points, making 4-of-5 FG – all four on dunks – and making 4-of-6 at the line.
- SAN DIEGO STATE: Was 3-of-3 from the field (with two dunks) and led the team with two blocked shots.
- UNCA: Was solid in his eight minutes with six points, three rebounds, three blocked shots and a steal.
- ALABAMA: **Got his first start of the season** ... Had five points and four rebounds ... Made both of his FG attempts (both dunks) and made his only FT attempt ... Rejected two shots and added a steal
- OLE MISS: After not playing at Mizzou the previous game, was having one of his most impactful games of the season ... Only played 21:08 before leaving the game with a foot injury ... Scored four points with five rebounds (SEC high and 2nd-best total of the season), two steals (tying as season high), two blocked shots and an assist.
- @ BAYLOR: After missing a game with a foot injury, provided a big spark off the bench ... Was 1 of 2 players in the positive +/- +3 ... Had season highs in minutes (23:05), rebounds (7) and blocked shots (3).
- TEXAS A&M: On his birthday, **blocked seven shots** (one shy of his career high) with a **career-high 13 rebounds** ... Added nine points and played a season-high 32:16.
- @ KENTUCKY: Scored a **season-high 15 points** (7-9 FG) and blocked five shots.
- MISS STATE: Tied for the team lead with six rebounds, was 3-of-3 from the field and blocked three shots.
- @ ALABAMA: Led the team with eight rebounds and was +3 in his 17:56 played.

DOUBLE-DOUBLES (4)

| SOPHOMORE (at URI) | (3) |
|-------------------------|-----------------|
| 01/16/21 • GEORGE MASON | ^ 14 pts 10 reb |
| 01/20/21 • at Duquesne | ^ 16 pts 11 reb |
| 02/16/21 • DAYTON | 16 pts 12 reb |
| JUNIOR (at URI) | (1) |
| 02/08/22 • at VCU | 12 pts 10 reb |

^ - Consecutive games



- Led his tm in Pts (ARK): 13 (0)
- Led his tm in Rebs (ARK): 16 (4)
- Led his tm in Assists (ARK): 8 (0)
- Led his tm in BLK Shots (ARK): 44 (9)
- Double-figure Pts (ARK): 30 (0)
- Double-figure Rebs (ARK): 4 (0)
- 20-pt gms - 30-pt gms (ARK): 3 (0) - 0 (0)
- Gms with a 3PT Made (ARK): 0 (0)
- Gms with 3+ Assists (ARK): 4 (0)
- Gms with 3+ Blks (ARK): 23 (5)
- Gms with 5+ Rebs (ARK): 37 (5)

MAKHEL'S PERSONAL BESTS

| POINTS | Season: 15 | at Kentucky (02/07/23) |
|------------|------------------------|------------------------|
| Career: 23 | at UMass (01/13/21) | |
| SEC: 15 | at Kentucky (02/07/23) | |

| FG MADE | Season: 7 | at Kentucky (02/07/23) |
|------------|------------------------|------------------------|
| Career: 10 | at UMass (01/13/21) | |
| SEC: 7 | at Kentucky (02/07/23) | |

| FG ATTEMPTED | Season: 9 | at Kentucky (02/07/23) |
|--------------|---------------------------|------------------------|
| Career: 16 | vs Saint Louis (03/02/22) | |
| SEC: 9 | at Kentucky (02/07/23) | |

| 3-POINT FG MADE | Season: -- | |
|-----------------|------------|--|
| Career: -- | | |
| SEC: -- | | |

| 3-PT FG ATTEMPTS | Season: -- | |
|------------------|------------------------------|--|
| Career: 2 (2x) | LAST at Milwaukee (12/13/21) | |
| SEC: -- | | |

| FT MADE | Season: 4 | vs Louisville (11/21/22) |
|-----------|----------------------------|--------------------------|
| Career: 8 | vs George Mason (11/22/19) | |
| SEC: 2 | vs Ole Miss (01/21/23) | |

| FT ATTEMPTED | Season: 6 | vs Louisville (11/21/22) |
|-----------------|----------------------------------|--------------------------|
| Career: 13 (2x) | last vs G. Washington (01/22/22) | |
| SEC: 4 | vs Ole Miss (01/21/23) | |

| REBOUNDS | Season: 13 | vs Texas A&M (01/31/23) |
|------------|-------------------------|-------------------------|
| Career: 13 | vs Texas A&M (01/31/23) | |
| SEC: 13 | vs Texas A&M (01/31/23) | |

| ASSISTS | Season: 3 | vs Louisville (11/21/22) |
|-------------|-----------------------------|--------------------------|
| Career: 5 | vs Georgia State (11/27/21) | |
| SEC: 1 (2x) | LAST vs Ole Miss (01/21/23) | |

| STEALS | Season: 2 (2x) | LAST vs Ole Miss (01/21/23) |
|-----------|------------------------|-----------------------------|
| Career: 3 | at Fordham (02/02/22) | |
| SEC: 2 | vs Ole Miss (01/21/23) | |

| BLOCKED SHOTS | Season: 7 | vs Texas A&M (01/31/23) |
|---------------|------------------------------|-------------------------|
| Career: 8 | vs Boston College (11/21/21) | |
| SEC: 7 | vs Texas A&M (01/31/23) | |

| MINUTES | Season: 32:16 | vs Texas A&M (01/31/23) |
|---------------|------------------------------|-------------------------|
| Career: 33:55 | at Geo Washington (02/19/22) | |
| SEC: 32:16 | vs Texas A&M (01/31/23) | |

MAKHEL MITCHELL 2022-23 GAME STATS

| Opponent | Date | GS | Min | FG | FGA | Pct | 3FG | 3A | Pct | FT | FTA | Pct | O | D | Tot | Avg | PF | FO | A | TO | Blk | Stl | Pts | Avg |
|--------------------|----------|---------|-----|----|-------|------|-----|------|------|----|-------|------|----|----|-----|-----|----|----|----|----|-----|-----|-----|-----|
| NORTH DAKOTA ST. | 11/07/22 | DNP | | | | | | | | | | | | | | | | | | | | | | |
| FORDHAM | 11/11/22 | 4 | 4 | 0 | 1 | .000 | 0 | 0 | .000 | 0 | 0 | .000 | 0 | 0 | 0 | 0.0 | 0 | 0 | 0 | 1 | 0 | 1 | 0 | 0.0 |
| SOUTH DAKOTA ST. | 11/16/22 | 6 | 6 | 0 | 1 | .000 | 0 | 0 | .000 | 0 | 0 | .000 | 0 | 3 | 3 | 1.5 | 2 | 0 | 1 | 1 | 0 | 1 | 0 | 0.0 |
| vs Louisville | 11/21/22 | 20 | 4 | 4 | 5 | .800 | 0 | 0 | .000 | 4 | 6 | .667 | 0 | 6 | 6 | 3.0 | 2 | 0 | 3 | 0 | 2 | 2 | 12 | 4.0 |
| vs Creighton | 11/22/22 | 7 | 2 | 3 | .667 | 0 | 0 | .000 | 0 | 1 | .000 | 1 | 2 | 3 | 3.0 | 0 | 0 | 0 | 0 | 2 | 0 | 4 | 4.0 | |
| vs San Diego St. | 11/23/22 | 14 | 3 | 3 | 1.000 | 0 | 0 | .000 | 0 | 0 | .000 | 0 | 3 | 3 | 3.0 | 3 | 0 | 0 | 1 | 2 | 0 | 6 | 4.4 | |
| TROY | 11/28/22 | 7 | 1 | 1 | 1.000 | 0 | 0 | .000 | 0 | 0 | .000 | 1 | 1 | 2 | 2.8 | 0 | 0 | 0 | 0 | 0 | 0 | 2 | 4.0 | |
| SAN JOSE ST. | 12/03/22 | 1 | 0 | 1 | .000 | 0 | 0 | .000 | 0 | 0 | .000 | 1 | 0 | 1 | 2.6 | 0 | 0 | 0 | 0 | 0 | 0 | 0 | 3.4 | |
| UNC GREENSBORO | 12/06/22 | DNP | | | | | | | | | | | | | | | | | | | | | | |
| vs Oklahoma | 12/10/22 | DNP | | | | | | | | | | | | | | | | | | | | | | |
| vs Bradley | 12/17/22 | 1 | 0 | 0 | .000 | 0 | 0 | .000 | 0 | 0 | .000 | 0 | 0 | 0 | 2.3 | 0 | 0 | 0 | 0 | 0 | 0 | 0 | 3.0 | |
| UNC ASHEVILLE | 12/21/22 | 8 | 2 | 4 | .500 | 0 | 0 | .000 | 2 | 2 | 1.000 | 1 | 2 | 3 | 2.3 | 1 | 0 | 0 | 2 | 3 | 1 | 6 | 3.3 | |
| at LSU | 12/28/22 | DNP | | | | | | | | | | | | | | | | | | | | | | |
| MISSOURI | 01/04/23 | 1 | 0 | 0 | .000 | 0 | 0 | .000 | 1 | 2 | .500 | 0 | 0 | 0 | 2.1 | 0 | 0 | 0 | 0 | 0 | 0 | 1 | 3.1 | |
| at Auburn | 01/07/23 | 7 | 1 | 1 | 1.000 | 0 | 0 | .000 | 0 | 0 | .000 | 0 | 2 | 2 | 2.1 | 1 | 0 | 0 | 1 | 0 | 0 | 2 | 3.0 | |
| ALABAMA | 01/11/23 | * 22 | 2 | 2 | 1.000 | 0 | 0 | .000 | 1 | 1 | 1.000 | 2 | 2 | 4 | 2.3 | 3 | 0 | 0 | 1 | 2 | 1 | 5 | 3.2 | |
| at Vanderbilt | 01/14/23 | * 17 | 4 | 5 | .800 | 0 | 0 | .000 | 0 | 3 | .000 | 1 | 1 | 2 | 2.2 | 3 | 0 | 1 | 1 | 2 | 0 | 8 | 3.5 | |
| at Missouri | 01/18/23 | DNP | | | | | | | | | | | | | | | | | | | | | | |
| OLE MISS | 01/21/23 | 21 | 1 | 1 | 1.000 | 0 | 0 | .000 | 2 | 4 | .500 | 2 | 3 | 5 | 2.4 | 3 | 0 | 1 | 0 | 2 | 2 | 4 | 3.6 | |
| LSU | 01/24/23 | DNP-Inj | | | | | | | | | | | | | | | | | | | | | | |
| at Baylor | 01/28/23 | 24 | 2 | 3 | .667 | 0 | 0 | .000 | 0 | 0 | .000 | 2 | 5 | 7 | 2.7 | 4 | 0 | 2 | 1 | 3 | 0 | 4 | 3.6 | |
| TEXAS A&M | 01/31/23 | * 32 | 4 | 8 | .500 | 0 | 0 | .000 | 1 | 3 | .333 | 5 | 8 | 13 | 3.4 | 4 | 0 | 0 | 0 | 7 | 1 | 9 | 3.9 | |
| at South Carolina | 02/04/23 | * 19 | 2 | 5 | .400 | 0 | 0 | .000 | 1 | 2 | .500 | 1 | 3 | 4 | 3.4 | 2 | 0 | 0 | 0 | 1 | 0 | 5 | 4.0 | |
| at Kentucky | 02/07/23 | * 29 | 7 | 9 | .778 | 0 | 0 | .000 | 1 | 1 | 1.000 | 0 | 4 | 4 | 3.4 | 4 | 0 | 0 | 0 | 5 | 0 | 15 | 4.6 | |
| MISSISSIPPI ST. | 02/11/23 | * 30 | 3 | 3 | 1.000 | 0 | 0 | .000 | 0 | 2 | .000 | 0 | 6 | 6 | 3.6 | 2 | 0 | 0 | 2 | 3 | 1 | 6 | 4.7 | |
| at Texas A&M | 02/15/23 | * 19 | 2 | 4 | .500 | 0 | 0 | .000 | 0 | 1 | .000 | 0 | 4 | 4 | 3.6 | 5 | 1 | 0 | 2 | 4 | 0 | 4 | 4.7 | |
| FLORIDA | 02/18/23 | 13 | 2 | 2 | 1.000 | 0 | 0 | .000 | 0 | 0 | .000 | 2 | 2 | 4 | 3.6 | 2 | 0 | 0 | 0 | 2 | 0 | 4 | 4.6 | |
| GEORGIA | 02/21/23 | 8 | 1 | 1 | 1.000 | 0 | 0 | .000 | 0 | 0 | .000 | 1 | 3 | 4 | 3.6 | 3 | 0 | 1 | 0 | 0 | 0 | 2 | 4.5 | |
| at Alabama | 02/25/23 | 18 | 2 | 4 | .500 | 0 | 0 | .000 | 1 | 3 | .333 | 2 | 6 | 8 | 3.8 | 2 | 0 | 0 | 1 | 1 | 1 | 5 | 4.5 | |
| at Tennessee | 02/28/23 | 11 | 0 | 0 | .000 | 0 | 0 | .000 | 0 | 0 | .000 | 0 | 0 | 0 | 3.7 | 5 | 1 | 0 | 1 | 2 | 0 | 0 | 4.3 | |
| KENTUCKY | 03/04/23 | * 15 | 0 | 5 | .000 | 0 | 0 | .000 | 0 | 0 | .000 | 4 | 1 | 5 | 3.7 | 3 | 0 | 0 | 1 | 0 | 0 | 0 | 4.2 | |
| vs Auburn (SEC) | 03/09/23 | 8 | 0 | 0 | .000 | 0 | 0 | .000 | 0 | 0 | .000 | 0 | 1 | 1 | 3.6 | 1 | 0 | 0 | 1 | 0 | 0 | 0 | 4.0 | |
| vs Texas A&M (SEC) | 03/10/23 | * 15 | 2 | 2 | 1.000 | 0 | 0 | .000 | 0 | 0 | .000 | 0 | 2 | 2 | 3.6 | 4 | 0 | 1 | 0 | 2 | 0 | 4 | 4.0 | |
| vs Illinois (NCAA) | 03/16/23 | 3 | 0 | 0 | .000 | 0 | 0 | .000 | 1 | 2 | .500 | 0 | 0 | 0 | 3.4 | 0 | 0 | 0 | 0 | 0 | 0 | 1 | 3.9 | |
| vs Kansas (NCAA) | 03/18/23 | 0 | 0 | 0 | .000 | 0 | 0 | .000 | 0 | 0 | .000 | 0 | 0 | 0 | 3.3 | 0 | 0 | 0 | 0 | 0 | 0 | 0 | 3.8 | |
| vs UConn (NCAA) | 03/23/23 | 3 | 0 | 0 | .000 | 0 | 0 | .000 | 0 | 0 | .000 | 0 | 0 | 0 | 3.2 | 1 | 0 | 0 | 0 | 0 | 0 | 0 | 3.6 | |
| Totals | | 9 | 383 | 47 | 74 | .635 | 0 | 0 | .000 | 15 | 33 | .455 | 26 | 70 | 96 | 3.2 | 60 | 2 | 10 | 17 | 45 | 11 | 109 | 3.6 |

MAKHEL MITCHELL CAREER STATISTICS

| Year | GP | GS | Min | Avg | FG | FGA | Pct | 3FG | 3FGA | Pct | FT | FTA | Pct | Off | Def | Tot | Avg | PF | FO | Ast | TO | Blk | Stl | Pts | Avg |
|---------------|----|----|------|------|-----|-----|------|-----|------|------|-----|-----|------|-----|-----|-----|-----|-----|----|-----|-----|-----|-----|-----|------|
| 2019-20 (MD) | 10 | 0 | 67 | 6.7 | 4 | 8 | .500 | 0 | 0 | .000 | 2 | 4 | .500 | 8 | 15 | 23 | 2.3 | 9 | 0 | 2 | 3 | 4 | 2 | 10 | 1.0 |
| 2020-21 (URI) | 25 | 23 | 558 | 22.3 | 97 | 186 | .522 | 0 | 2 | .000 | 45 | 96 | .469 | 47 | 92 | 139 | 5.6 | 87 | 7 | 22 | 49 | 42 | 10 | 239 | 9.6 |
| 2021-22 (URI) | 31 | 27 | 821 | 26.5 | 135 | 269 | .502 | 0 | 7 | .000 | 62 | 118 | .525 | 34 | 139 | 173 | 5.6 | 86 | 3 | 40 | 59 | 74 | 23 | 332 | 10.7 |
| 2022-23 (ARK) | 30 | 9 | 383 | 12.8 | 47 | 74 | .635 | 0 | 0 | .000 | 15 | 33 | .455 | 26 | 70 | 96 | 3.2 | 60 | 2 | 10 | 17 | 45 | 11 | 109 | 3.6 |
| CAREER | 96 | 59 | 1829 | 19.1 | 283 | 537 | .527 | 0 | 9 | .000 | 124 | 251 | .494 | 115 | 316 | 431 | 4.5 | 242 | 12 | 74 | 128 | 165 | 46 | 690 | 7.2 |

23

DERRIAN FORD

G | Fr. | 6-3 | 205 | Magnolia, Ark. | Magnolia HS

@thetruthballers

@derrianford2022

Including 2022-23, has **FOUR** years of collegiate eligibility
Major: TBA (Education)
Born on Nov. 14, 2003 in Magnolia, Ark.
The son of Darnell and Tiffani Ford



RAZORBACK FACT

Most free throws attempted in a season without a miss, since 1947-48 (HogsStats):


7 - Joseph Pinion, 2022-23

6 - Derrian Ford, 2022-23

6 - DeQuavious Wagner, 2013-14

6 - Willie Cutts, 1983-84

4 - Three others



NATIONAL RECRUITING RANKINGS

- #66 on the SI99 All-American list
- 247Sports ★★★★★ #69 nation #11 CG
- 247Composite ★★★★★ #68 nation #12 CG
- ESPN ★★★★★ #71 nation #12 SF
- Rivals ★★★★★ #78 nation #16 SG

Made the University's Dean's List (3.5-3.99 GPA) for Fall 2022.

Made the Department's Honor Roll (3.5-3.99 GPA) for Fall 2022.

NAMED TO THE SEC COMMUNITY SERVICE TEAM FOR HIS WORK WITH:

- Extra Yard for Teachers
- First Tee Golf Event
- The Children's Safety Center
- The Yvonne Richardson Center Bike Giveaway
- The Miracles and Magic Radiothon for NWA Children's Hospital

• Two-time Gatorade Arkansas Player of the Year (2021 & '22)

• McDonald's High school All-American Nominee

• Two-time (2021 and 2022) Class 4A Player of the Year by the Arkansas Basketball Coaches Association

• Was 6-of-6 at the free throw line ... Ranks second in school history (behind teammate Joseph Pinion) for most free throws attempted without a miss in a season.

2022-23 HIGHLIGHTS:

- FORDHAM: Scored his first two collegiate points
- SOUTH DAKOTA STATE: Grabbed three rebounds and had a steal in nine minutes.
- SAN JOSE STATE: Had three assists and two points in 7:15 played.
- UNCA: Dished out two assists with three rebounds.
- @ MISSOURI: Saw his most significant minutes of the season ... Scored four points (1-of-1 FG and 2-of-2 FT) in 9:29 played.
- OLE MISS: Was the first sub off the bench for the first time this season.
- GEORGIA: Had two assists and two rebounds in 3:45.
- vs UCONN (NCAA): Was 1-of-2 at the free throw line and dished out an assist

DERRIAN FORD 2022-23 GAME STATS

| Opponent | Date | GS | Min | FG | FGA | Pct | 3FG | 3A | Pct | FT | FTA | Pct | O | D | Tot | Avg | PF | FO | A | TO | Blk | Stl | Pts | Avg |
|--------------------|----------|-----|-----|----|-------|------|-----|------|------|----|-------|------|---|---|-----|-----|----|----|---|----|-----|-----|-----|-----|
| NORTH DAKOTA ST. | 11/07/22 | 3 | 0 | 1 | .000 | 0 | 0 | .000 | 0 | 0 | .000 | 1 | 0 | 1 | 1.0 | 0 | 0 | 0 | 0 | 0 | 0 | 0 | 0 | 0.0 |
| FORDHAM | 11/11/22 | 5 | 1 | 2 | .500 | 0 | 0 | .000 | 0 | 0 | .000 | 0 | 0 | 0 | 0.5 | 0 | 0 | 0 | 0 | 0 | 0 | 0 | 2 | 1.0 |
| SOUTH DAKOTA ST. | 11/16/22 | 9 | 0 | 0 | .000 | 0 | 0 | .000 | 0 | 0 | .000 | 0 | 3 | 3 | 1.3 | 1 | 0 | 0 | 1 | 0 | 1 | 0 | 0 | 0.7 |
| vs Louisville | 11/21/22 | 4 | 1 | 1 | 1.000 | 0 | 0 | .000 | 0 | 0 | .000 | 0 | 0 | 0 | 1.0 | 1 | 0 | 0 | 0 | 0 | 0 | 0 | 2 | 1.0 |
| vs Creighton | 11/22/22 | DNP | | | | | | | | | | | | | | | | | | | | | | |
| vs San Diego St. | 11/23/22 | DNP | | | | | | | | | | | | | | | | | | | | | | |
| TROY | 11/28/22 | DNP | | | | | | | | | | | | | | | | | | | | | | |
| SAN JOSE ST. | 12/03/22 | 7 | 1 | 1 | 1.000 | 0 | 0 | .000 | 0 | 0 | .000 | 0 | 0 | 0 | 0.8 | 0 | 0 | 3 | 0 | 0 | 0 | 0 | 2 | 1.2 |
| UNC GREENSBORO | 12/06/22 | 1 | 0 | 0 | .000 | 0 | 0 | .000 | 0 | 0 | .000 | 0 | 0 | 0 | 0.7 | 0 | 0 | 0 | 0 | 0 | 0 | 0 | 0 | 1.0 |
| vs Oklahoma | 12/10/22 | DNP | | | | | | | | | | | | | | | | | | | | | | |
| vs Bradley | 12/17/22 | 2 | 0 | 0 | .000 | 0 | 0 | .000 | 0 | 0 | .000 | 0 | 0 | 0 | 0.6 | 0 | 0 | 0 | 1 | 0 | 0 | 0 | 0 | 0.9 |
| UNC ASHEVILLE | 12/21/22 | 9 | 0 | 2 | .000 | 0 | 0 | .000 | 2 | 2 | 1.000 | 0 | 3 | 3 | 0.9 | 0 | 0 | 2 | 0 | 0 | 0 | 0 | 2 | 1.0 |
| at LSU | 12/28/22 | DNP | | | | | | | | | | | | | | | | | | | | | | |
| MISSOURI | 01/04/23 | DNP | | | | | | | | | | | | | | | | | | | | | | |
| at Auburn | 01/07/23 | 1 | 0 | 0 | .000 | 0 | 0 | .000 | 0 | 0 | .000 | 0 | 0 | 0 | 0.8 | 0 | 0 | 0 | 0 | 0 | 0 | 0 | 0 | 0.9 |
| ALABAMA | 01/11/23 | 0 | 0 | 0 | .000 | 0 | 0 | .000 | 0 | 0 | .000 | 0 | 0 | 0 | 0.7 | 0 | 0 | 0 | 0 | 0 | 0 | 0 | 0 | 0.8 |
| at Vanderbilt | 01/14/23 | 3 | 0 | 0 | .000 | 0 | 0 | .000 | 0 | 0 | .000 | 0 | 0 | 0 | 0.6 | 1 | 0 | 0 | 1 | 0 | 0 | 0 | 0 | 0.7 |
| at Missouri | 01/18/23 | 9 | 1 | 1 | 1.000 | 0 | 0 | .000 | 2 | 2 | 1.000 | 0 | 0 | 0 | 0.6 | 1 | 0 | 0 | 1 | 0 | 0 | 0 | 4 | 1.0 |
| OLE MISS | 01/21/23 | 7 | 0 | 1 | .000 | 0 | 1 | .000 | 0 | 0 | .000 | 0 | 0 | 0 | 0.5 | 1 | 0 | 0 | 0 | 0 | 0 | 0 | 0 | 0.9 |
| LSU | 01/24/23 | DNP | | | | | | | | | | | | | | | | | | | | | | |
| at Baylor | 01/28/23 | DNP | | | | | | | | | | | | | | | | | | | | | | |
| TEXAS A&M | 01/31/23 | DNP | | | | | | | | | | | | | | | | | | | | | | |
| at South Carolina | 02/04/23 | DNP | | | | | | | | | | | | | | | | | | | | | | |
| at Kentucky | 02/07/23 | 0 | 0 | 0 | .000 | 0 | 0 | .000 | 0 | 0 | .000 | 0 | 0 | 0 | 0.5 | 0 | 0 | 0 | 0 | 0 | 0 | 0 | 0 | 0.9 |
| MISSISSIPPI ST. | 02/11/23 | DNP | | | | | | | | | | | | | | | | | | | | | | |
| at Texas A&M | 02/15/23 | DNP | | | | | | | | | | | | | | | | | | | | | | |
| FLORIDA | 02/18/23 | 2 | 0 | 0 | .000 | 0 | 0 | .000 | 0 | 0 | .000 | 0 | 0 | 0 | 0.5 | 0 | 0 | 0 | 0 | 0 | 0 | 0 | 0 | 0.8 |
| GEORGIA | 02/21/23 | 4 | 0 | 0 | .000 | 0 | 0 | .000 | 0 | 0 | .000 | 0 | 2 | 2 | 0.6 | 0 | 0 | 2 | 0 | 0 | 0 | 0 | 0 | 0.8 |
| at Alabama | 02/25/23 | 0 | 0 | 0 | .000 | 0 | 0 | .000 | 0 | 0 | .000 | 0 | 0 | 0 | 0.5 | 0 | 0 | 0 | 0 | 0 | 0 | 0 | 0 | 0.7 |
| at Tennessee | 02/28/23 | 9 | 0 | 0 | .000 | 0 | 0 | .000 | 2 | 2 | 1.000 | 0 | 0 | 0 | 0.5 | 1 | 0 | 0 | 0 | 0 | 0 | 0 | 2 | 0.8 |
| KENTUCKY | 03/04/23 | 0 | 0 | 0 | .000 | 0 | 0 | .000 | 0 | 0 | .000 | 0 | 0 | 0 | 0.5 | 0 | 0 | 0 | 0 | 0 | 0 | 0 | 0 | 0.7 |
| vs Auburn (SEC) | 03/09/23 | DNP | | | | | | | | | | | | | | | | | | | | | | |
| vs Texas A&M (SEC) | 03/10/23 | DNP | | | | | | | | | | | | | | | | | | | | | | |
| vs Illinois (NCAA) | 03/16/23 | DNP | | | | | | | | | | | | | | | | | | | | | | |
| vs Kansas (NCAA) | 03/18/23 | 0 | 0 | 0 | .000 | 0 | 0 | .000 | 0 | 0 | .000 | 0 | 0 | 0 | 0.5 | 0 | 0 | 0 | 0 | 0 | 0 | 0 | 0 | 0.7 |
| vs UConn (NCAA) | 03/23/23 | 5 | 0 | 1 | .000 | 0 | 0 | .000 | 1 | 2 | .500 | 1 | 0 | 1 | 0.5 | 0 | 0 | 1 | 0 | 0 | 0 | 0 | 1 | 0.7 |
| Totals | | 0 | 80 | 4 | 10 | .400 | 0 | 1 | .000 | 7 | 8 | .875 | 2 | 8 | 10 | 0.5 | 6 | 0 | 8 | 4 | 0 | 1 | 15 | 0.7 |

FORD'S PERSONAL BESTS

| | | |
|-------------------------|------------------------------|----------------------------------|
| POINTS | Season: 4 | at Missouri (01/18/23) |
| SEC: 4 | at Missouri (01/18/23) | |
| FG MADE | Season: 1 (4x) | LAST at Missouri (01/18/23) |
| SEC: 1 | at Missouri (01/18/23) | |
| FG ATTEMPTED | Season: 2 | vs Fordham (11/11/22) |
| SEC: 1 | at Missouri (01/18/23) | |
| 3-POINT FG MADE | Season: -- | |
| SEC: -- | | |
| 3-PT FG ATTEMPTS | Season: -- | |
| SEC: -- | | |
| FT MADE | Season: 3 (2x) | LAST at Tennessee (02/28/23) |
| SEC: 2 (2x) | LAST at Tennessee (02/28/23) | |
| FT ATTEMPTED | Season: 2 (3x) | LAST at Tennessee (02/28/23) |
| SEC: 2 (2x) | LAST at Tennessee (02/28/23) | |
| REBOUNDS | Season: 3 (2x) | LAST vs UNC Asheville (12/21/22) |
| SEC: 2 | vs Georgia (02/21/23) | |
| ASSISTS | Season: 3 | vs San Jose State (12/03/22) |
| SEC: 2 | vs Georgia (02/21/23) | |
| STEALS | Season: 1 | vs South Dakota State (11/16/22) |
| SEC: -- | | |
| BLOCKED SHOTS | Season: -- | |
| SEC: -- | | |
| MINUTES | Season: 9:29 | at Missouri (01/18/23) |
| SEC: 9:29 | at Missouri (01/18/23) | |

DERRIAN FORD CAREER STATISTICS

| Year | GP | GS | Min | Avg | FG | FGA | Pct | 3FG | 3FGA | Pct | FT | FTA | Pct | Off | Def | Tot | Avg | PF | FO | Ast | TO | Blk | Stl | Pts | Avg |
|---------|----|----|-----|-----|----|-----|------|-----|------|------|----|-----|------|-----|-----|-----|-----|----|----|-----|----|-----|-----|-----|-----|
| 2022-23 | 21 | 0 | 80 | 3.8 | 4 | 10 | .400 | 0 | 1 | .000 | 7 | 8 | .875 | 2 | 8 | 10 | 0.5 | 6 | 0 | 8 | 4 | 0 | 1 | 15 | 0.7 |

21 CADE ARBOGAST

G | Jr. | 6-3 | 180 | Concord, Calif. | De La Salle HS / Lane (Ore.) CC



[@cdearbogast](#)
[@cdearbogast](#)

Including 2022-23, has **THREE** years of collegiate eligibility
Major: Communications
Born on Aug. 23, 2000 in Walnut Creek, Calif.
The son of Peter and Carol Arbogast

Named to the 2022-23 SEC Winter Academic Honor Roll

2021-22 (So.):

• Scored his first collegiate points – a 3-pointer (1:32 in the 2nd half) [that blew the roof off Bud Walton Arena](#) – in the San Jose State win.

2021-22 (So. at Arkansas):

• Came to Arkansas as a walkon but earned a scholarship on Jan. 21 ([watch](#)) ... Played in four games, including the NCAA second-round win over New Mexico State ... **Grabbed three rebounds and added an assist in the win at Georgia.**

CADE ARBOGAST CAREER STATISTICS

| Year | GP | GS | Min | Avg | FG | FGA | Pct | 3FG | 3FGA | Pct | FT | FTA | Pct | Off | Def | Tot | Avg | PF | FO | Ast | TO | Blk | Stl | Pts | Avg |
|---------|----|----|-----|-----|----|-----|------|-----|------|------|----|-----|------|-----|-----|-----|-----|----|----|-----|----|-----|-----|-----|-----|
| 2021-22 | 4 | 0 | 3 | 0.8 | 0 | 4 | .000 | 0 | 2 | .000 | 0 | 0 | .000 | 2 | 1 | 3 | 0.8 | 0 | 0 | 1 | 0 | 0 | 0 | 0 | 0.0 |
| 2022-23 | 9 | 0 | 13 | 1.4 | 1 | 4 | .250 | 1 | 4 | .250 | 0 | 0 | .000 | 0 | 1 | 1 | 0.1 | 1 | 0 | 0 | 0 | 0 | 0 | 3 | 0.3 |
| CAREER | 13 | 0 | 16 | 1.2 | 1 | 8 | .125 | 1 | 6 | .167 | 0 | 0 | .000 | 2 | 2 | 4 | 0.3 | 1 | 0 | 1 | 0 | 0 | 0 | 3 | 0.2 |

45 LAWSON BLAKE

F | So. | 6-10 | 235 | Fayetteville, Ark. | Fayetteville HS / Link Year (Mo.) Prep



[@lawsonblake](#)
[@lawson.blake](#)

Including 2022-23, has **THREE** years of collegiate eligibility
Major: Exercise Science
Born on an. 3, 2002 in San Antonio, Texas
The son of Larry and Allison Blake

Named to the SEC First-Year Academic Honor Roll (2021-22) and the 2022-23 SEC Winter Academic Honor Roll

Made the University's Chancellor's List (4.0 GPA) for Fall 2022.

Made the Department's Champions Honor Roll (4.0 GPA) for Fall 2022.

2022-23 (So.):

• Scored his first career points in the win over Georgia, converting an old-fashioned, 3-point play with 27 seconds left ([WATCH BASKET AND TEAM REACTION](#)) ... Grabbed his first career rebound in the win over Fordham ... Had a **career-high two boards** versus UNC Asheville.

2021-22 (Fr.):

• Made the team as a walkon ... Played in five games, including Arkansas' second-round NCAA Tournament win over New Mexico State.

LAWSON BLAKE CAREER STATISTICS

| Year | GP | GS | Min | Avg | FG | FGA | Pct | 3FG | 3FGA | Pct | FT | FTA | Pct | Off | Def | Tot | Avg | PF | FO | Ast | TO | Blk | Stl | Pts | Avg |
|---------|----|----|-----|-----|----|-----|------|-----|------|------|----|-----|------|-----|-----|-----|-----|----|----|-----|----|-----|-----|-----|-----|
| 2021-22 | 5 | 0 | 5 | 1.0 | 0 | 0 | .000 | 0 | 0 | .000 | 0 | 0 | .000 | 0 | 0 | 0 | 0.0 | 0 | 0 | 0 | 0 | 0 | 0 | 0 | 0.0 |
| 2022-23 | 9 | 0 | 13 | 1.4 | 1 | 4 | .250 | 0 | 0 | .000 | 1 | 3 | .333 | 1 | 3 | 4 | 0.4 | 1 | 0 | 0 | 1 | 0 | 0 | 3 | 0.3 |
| CAREER | 14 | 0 | 18 | 1.3 | 1 | 4 | .250 | 0 | 0 | .000 | 1 | 3 | .333 | 1 | 3 | 4 | 0.3 | 1 | 0 | 0 | 1 | 0 | 0 | 3 | 0.2 |

ARKANSAS RAZORBACKS

2022-23 SEASON RESULTS & LEADERS

| RECORD: | OVERALL | HOME | AWAY | NEUTRAL |
|----------------|---------|------|------|---------|
| ALL GAMES | 22-14 | 13-3 | 2-8 | 7-3 |
| CONFERENCE | 8-10 | 6-3 | 2-7 | 0-0 |
| NON-CONFERENCE | 14-4 | 7-0 | 0-1 | 7-3 |

| DATE | TIME (CT) | R A N K | OPPONENT | TV | RESULT | ATTEND | RECORD | (SEC) | HIGH POINTS | HIGH REBOUNDS |
|----------|-----------|---------|----------------------------|------------------|--------------|--------|--------|-------|---|---|
| 11/07/22 | 7:00 pm | 10/10 | --/-- NORTH DAKOTA STATE | SEC Network Plus | W 78-56 | 19200 | 1-0 | -- | (22)Ricky Council IV | (12)Trevon Brazile |
| 11/11/22 | 7:00 pm | 10/10 | --/-- FORDHAM | SEC Network Plus | W 74-48 | 19200 | 2-0 | -- | (15)Ricky Council IV | (8)Trevon Brazile |
| 11/16/22 | 7:00 pm | 9/10 | --/-- SOUTH DAKOTA STATE | SEC Network Plus | W 71-56 | 19200 | 3-0 | -- | (19)Ricky Council IV | (10)Trevon Brazile |
| 11/21/22 | 4:00 pm | + 9/9 | --/-- vs Louisville | ESPN2 | W 80-54 | 2400 | 4-0 | -- | (26)Anthony Black | (6)Makhi Mitchell (6) Makhel Mitchell |
| 11/22/22 | 7:00 pm | + 9/9 | 10/8 vs Creighton | ESPN | 87-90 L | 2400 | 4-1 | -- | (26)Anthony Black | (6)Anthony Black (6)Trevon Brazile |
| 11/23/22 | 9:00 pm | + 9/9 | 17/19 vs San Diego State | ESPN2 | (OT) W 78-74 | 2400 | 5-1 | -- | (20)Trevon Brazile | (9)Trevon Brazile |
| 11/28/22 | 7:00 pm | 11/11 | --/-- TROY | SEC Network | W 74-61 | 19200 | 6-1 | -- | (27)Ricky Council IV | (9)Makhi Mitchell |
| 12/03/22 | 3:00 pm | 11/11 | --/-- SAN JOSE STATE | SEC Network | W 99-58 | 19200 | 7-1 | -- | (23)Trevon Brazile | (6)Jalen Graham |
| 12/06/22 | 6:00 pm | 9/8 | --/-- UNC GREENSBORO | SEC Network | W 65-58 | 19200 | 8-1 | -- | (22)Nick Smith Jr. | (14)Makhi Mitchell |
| 12/10/22 | Noon | @ 9/8 | --/RV vs. Oklahoma | ESPN2 | W 88-78 | 14201 | 9-1 | -- | (26)Ricky Council IV | (6)Makhi Mitchell |
| 12/17/22 | 3:00 pm | & 10/10 | --/-- vs. Bradley | -- | W 76-57 | 16675 | 10-1 | -- | (18)Jordan Walsh | (7)Davonte Davis |
| 12/21/22 | 8:00 pm | 10/8 | --/-- UNC ASHEVILLE | SEC Network | W 85-51 | 19200 | 11-1 | -- | (16)Jalen Graham | (7)Kamani Johnson |
| 12/28/22 | 8:00 pm | * 9/7 | --/-- at LSU | ESPN2 | 57-60 L | 10428 | 11-2 | 0-1 | (16)Davonte Davis | (12)Makhi Mitchell |
| 01/04/23 | 7:30 pm | * 13/13 | 20/21 MISSOURI | SEC Network | W 74-68 | 19200 | 12-2 | 1-1 | (25)Ricky Council IV | (8)Kamani Johnson |
| 01/07/23 | 7:30 pm | * 13/13 | 22/20 at Auburn | SEC Network | 59-72 L | 9121 | 12-3 | 1-2 | (23)Anthony Black | (10)Jordan Walsh |
| 01/11/23 | 6:00 pm | * 15/16 | 4/4 ALABAMA | ESPN2 | 69-84 L | 19200 | 12-4 | 1-3 | (16)Jalen Graham (16)Davonte Davis | (10)Davonte Davis |
| 01/14/23 | 1:00 pm | * 15/16 | --/-- at Vanderbilt | ESPNU | 84-97 L | 9362 | 12-5 | 1-4 | (24)Ricky Council IV | (8)Makhi Mitchell |
| 01/18/23 | 8:00 pm | * 25/25 | RV/RV at Missouri | SEC Network | 76-79 L | 14448 | 12-6 | 1-5 | (18)Davonte Davis | (9)Davonte Davis (9)Makhi Mitchell |
| 01/21/23 | 11:00 am | * 25/25 | --/-- OLE MISS | ESPN2 | W 69-57 | 19200 | 13-6 | 2-5 | (17)Anthony Black | (7)Jordan Walsh |
| 01/24/23 | 6:00 pm | * RV/-- | --/-- LSU | ESPN2 | W 60-40 | 19200 | 14-6 | 3-5 | (16)Davonte Davis | (8)Makhi Mitchell |
| 01/28/23 | 3:00 pm | % RV/-- | 17/17 at Baylor | ESPN | 64-67 L | 10627 | 14-7 | -- | (25)Ricky Council IV | (9)Jalen Graham |
| 01/31/23 | 6:00 pm | * RV/-- | RV/RV TEXAS A&M | ESPN2 | W 81-70 | 19200 | 15-7 | 4-5 | (19)Ricky Council IV (19)Davonte Davis | (13)Makhel Mitchell |
| 02/04/23 | 2:30 pm | * RV/-- | --/-- at South Carolina | SEC Network | W 65-63 | 11558 | 16-7 | 5-5 | (16)Jalen Graham | (10)Jordan Walsh |
| 02/07/23 | 8:00 pm | * RV/-- | RV/RV at Kentucky | ESPN | W 88-73 | 19855 | 17-7 | 6-5 | (20)Ricky Council IV | (9)Makhi Mitchell |
| 02/11/23 | 5:00 pm | * RV/-- | --/-- MISSISSIPPI STATE | ESPNU | 64-70 L | 19200 | 17-8 | 6-6 | (23)Anthony Black | (6)Ricky Council IV (6)Makhel Mitchell (6)Davonte Davis |
| 02/15/23 | 8:00 pm | * RV/-- | RV/25 at Texas A&M | ESPN2 | 56-62 L | 11315 | 17-9 | 6--7 | (14)Davonte Davis | (9)Makhi Mitchell |
| 02/18/23 | 1:00 pm | * RV/-- | --/-- FLORIDA | ESPN2 | W 84-65 | 19200 | 18-9 | 7-7 | (26)Jalen Graham | (10)Makhi Mitchell |
| 02/21/23 | 8:00 pm | * RV/-- | --/-- GEORGIA | SEC Network | W 97-65 | 19200 | 19-9 | 8-7 | (26)Nick Smith Jr. | (7)Jordan Walsh |
| 02/25/23 | 1:00 pm | * RV/-- | 2/2 at Alabama | ESPN2 | 83-86 L | 13474 | 19-10 | 8-8 | (24)Nick Smith Jr. | (8)Makhel Mitchell |
| 02/28/23 | 8:00 pm | * RV/-- | 12/14 at Tennessee | ESPN2 | 57-75 L | 18324 | 19-11 | 8-9 | (13)Anthony Black (13)Davonte Davis | (6)Davonte Davis |
| 03/04/23 | 1:00 pm | * RV/-- | 23/RV KENTUCKY | CBS | 79-88 L | 19200 | 19-12 | 8-10 | (25)Nick Smith Jr. | (8)Anthony Black |
| 03/09/23 | 6:00 pm | ^ RV/-- | --/-- vs #7 seed Auburn | SEC Network | W 76-73 | 14583 | 20-12 | -- | (19)Anthony Black | (10)Davonte Davis |
| 03/10/23 | 6:00 pm | ^ RV/-- | 18/18 vs #2 seed Texas A&M | SEC Network | 61-67 L | 17989 | 20-13 | -- | (16)Nick Smith Jr. (6)Makhi Mitchell | (6)Davonte Davis |
| 03/16/23 | 3:30 pm | ! --/-- | --/-- vs #9 seed Illinois | TBS | W 73-63 | 16745 | 21-13 | -- | (18)Ricky Council IV | (10)Ricky Council IV |
| 03/18/23 | 4:15 pm | ! --/-- | 4/5 vs #1 seed Kansas | CBS | W 72-71 | 16745 | 22-13 | -- | (25)Davonte Davis | (10)Kamani Johnson |
| 03/23/23 | 6:15 pm | ~ --/-- | 10/12 vs #4 seed UConn | CBS | 65-88 L | 18544 | 22-14 | -- | (20)Anthony Black | (5)Kamani Johnson |

Home Games in CAPS | * - Southeastern Conference game | + Maui Jim Maui Invitational (Lahaina, Hawaii (Lahaina Civic Center)) | @ - played in Tulsa, Okla. (BOK Center) | & - played in North Little Rock (Simmons Bank Arena) | % - Big 12/SEC Challenge | ^ - SEC Tournament (Nashville, Tenn. - Bridgestone Arena) | ! - NCAA 1st & 2nd Rds (Des Moines, Iowa - Wells Fargo Arena) | ~ - NCAA West Regional (Las Vegas, Nev. - T-Mobile Arena)

| ATTENDANCE SUMMARY | GAMES | TOTALS | AVG/GAME |
|--------------------|-------|--------|----------|
| HOME | 16 | 307200 | 19200 |
| AWAY | 10 | 128512 | 12851 |
| NEUTRAL | 10 | 122733 | 12273 |
| TOTAL | 36 | 558445 | 15512 |

ARKANSAS RAZORBACKS

2022-23 COMBINED REPORT

| RECORD: | OVERALL | HOME | AWAY | NEUTRAL |
|----------------|---------|------|------|---------|
| ALL GAMES | 22-14 | 13-3 | 2-8 | 7-3 |
| CONFERENCE | 8-10 | 6-3 | 2-7 | 0-0 |
| NON-CONFERENCE | 14-4 | 7-0 | 0-1 | 7-3 |

| # | Player | GP | GS | Min | Avg | • TOTAL • | | | • 3-PTS • | | | • REBOUNDS • | | | | PF | FO | A | TO | Blk | Stl | Pts | Av | | | |
|----------------|-------------------|----|----|------|------|-----------|------|------|-----------|-----|-------|--------------|-----|-------|-----|-----|------|------|-----|-----|-----|-----|-----|-----|------|------|
| | | | | | | FG | FGA | Pct | 3FG | FGA | Pct | FT | FTA | Pct | Off | | | | | | | | | Def | Tot | Avg |
| 1 | Ricky Council IV | 36 | 29 | 1227 | 34.1 | 187 | 432 | .433 | 34 | 126 | .270 | 173 | 218 | .794 | 33 | 97 | 130 | 3.6 | 65 | 0 | 81 | 75 | 11 | 40 | 581 | 16.1 |
| 0 | Anthony Black | 36 | 36 | 1253 | 34.8 | 149 | 329 | .453 | 28 | 93 | .301 | 134 | 190 | .705 | 45 | 137 | 182 | 5.1 | 93 | 2 | 141 | 109 | 22 | 74 | 460 | 12.8 |
| 3 | Nick Smith Jr. | 17 | 14 | 441 | 25.9 | 76 | 202 | .376 | 24 | 71 | .338 | 37 | 50 | .740 | 4 | 24 | 28 | 1.6 | 26 | 0 | 29 | 27 | 2 | 14 | 213 | 12.5 |
| 4 | Davonte Davis | 35 | 31 | 1157 | 33.1 | 144 | 347 | .415 | 47 | 136 | .346 | 46 | 64 | .719 | 24 | 129 | 153 | 4.4 | 91 | 4 | 87 | 72 | 4 | 48 | 381 | 10.9 |
| 13 | Jordan Walsh | 36 | 22 | 881 | 24.5 | 94 | 217 | .433 | 20 | 72 | .278 | 47 | 66 | .712 | 43 | 98 | 141 | 3.9 | 105 | 8 | 33 | 37 | 17 | 40 | 255 | 7.1 |
| 15 | Makhi Mitchell | 36 | 31 | 727 | 20.2 | 104 | 157 | .662 | 1 | 1 | 1.000 | 43 | 66 | .652 | 58 | 134 | 192 | 5.3 | 97 | 7 | 39 | 33 | 49 | 31 | 252 | 7.0 |
| 11 | Jalen Graham | 31 | 0 | 290 | 9.4 | 74 | 113 | .655 | 0 | 3 | .000 | 13 | 35 | .371 | 23 | 47 | 70 | 2.3 | 38 | 0 | 14 | 35 | 14 | 12 | 161 | 5.2 |
| 22 | Makhel Mitchell | 30 | 9 | 383 | 12.8 | 47 | 74 | .635 | 0 | 0 | .000 | 15 | 33 | .455 | 26 | 70 | 96 | 3.2 | 60 | 2 | 10 | 17 | 45 | 11 | 109 | 3.6 |
| 2 | Trevon Brazile | 9 | 0 | 243 | 27.0 | 37 | 77 | .481 | 11 | 29 | .379 | 21 | 31 | .677 | 9 | 45 | 54 | 6.0 | 23 | 1 | 9 | 20 | 11 | 9 | 106 | 11.8 |
| 5 | Joseph Pinion | 26 | 0 | 148 | 5.7 | 21 | 47 | .447 | 13 | 34 | .382 | 7 | 7 | 1.000 | 4 | 12 | 16 | 0.6 | 21 | 0 | 3 | 0 | 1 | 6 | 62 | 2.4 |
| 20 | Kamani Johnson | 27 | 7 | 319 | 11.8 | 20 | 42 | .476 | 0 | 0 | .000 | 20 | 37 | .541 | 49 | 37 | 86 | 3.2 | 63 | 3 | 7 | 11 | 6 | 14 | 60 | 2.2 |
| 23 | Derrian Ford | 21 | 0 | 80 | 3.8 | 4 | 10 | .400 | 0 | 1 | .000 | 7 | 8 | .875 | 2 | 8 | 10 | 0.5 | 6 | 0 | 8 | 4 | 0 | 1 | 15 | 0.7 |
| 45 | Lawson Blake | 9 | 0 | 13 | 1.4 | 1 | 4 | .250 | 0 | 0 | .000 | 1 | 3 | .333 | 1 | 3 | 4 | 0.4 | 1 | 0 | 0 | 1 | 0 | 0 | 3 | 0.3 |
| 21 | Cade Arbogast | 9 | 0 | 13 | 1.4 | 1 | 4 | .250 | 1 | 4 | .250 | 0 | 0 | .000 | 0 | 1 | 1 | 0.1 | 1 | 0 | 0 | 0 | 0 | 0 | 3 | 0.3 |
| 12 | Barry Dunning Jr. | 16 | 1 | 51 | 3.2 | 2 | 8 | .250 | 0 | 2 | .000 | 1 | 2 | .500 | 1 | 2 | 3 | 0.2 | 4 | 0 | 1 | 2 | 0 | 2 | 5 | 0.3 |
| TEAM..... | | | | | | | | | | | | | | | | | | | | | | | | | | |
| Arkansas..... | | 36 | | | | 961 | 2063 | .466 | 179 | 572 | .313 | 565 | 810 | .698 | 373 | 899 | 1272 | 35.3 | 694 | 27 | 462 | 458 | 182 | 302 | 2666 | 74.1 |
| Opponents..... | | 36 | | | | 847 | 1996 | .424 | 189 | 608 | .311 | 563 | 788 | .714 | 348 | 841 | 1189 | 33.0 | 681 | - | 382 | 519 | 103 | 241 | 2446 | 67.9 |

| Team Statistics | ARK | OPP |
|------------------------|-----------------|-----------------|
| SCORING | 2666 | 2446 |
| Points per game | 74.1 | 67.9 |
| Scoring margin | +6.1 | - |
| FIELD GOALS-ATT | 961-2063 | 847-1996 |
| Field goal pct | .466 | .424 |
| 3 POINT FG-ATT | 179-572 | 189-608 |
| 3-point FG pct | .313 | .311 |
| 3-pt FG made per game | 5.0 | 5.3 |
| FREE THROWS-ATT | 565-810 | 563-788 |
| Free throw pct | .698 | .714 |
| F-Throws made per game | 15.7 | 15.6 |
| REBOUNDS | 1272 | 1189 |
| Rebounds per game | 35.3 | 33.0 |
| Rebounding margin | +2.3 | - |
| ASSISTS | 462 | 382 |
| Assists per game | 12.8 | 10.6 |
| TURNOVERS | 458 | 519 |
| Turnovers per game | 12.7 | 14.4 |
| Turnover margin | +1.7 | - |
| Assist/turnover ratio | 1.0 | 0.7 |
| STEALS | 302 | 241 |
| Steals per game | 8.4 | 6.7 |
| BLOCKS | 182 | 103 |
| Blocks per game | 5.1 | 2.9 |
| ATTENDANCE | 307200 | 251245 |
| Home games-Avg/Game | 16-19200 | 10-12851 |
| Neutral site-Avg/Game | - | 10-12273 |

| SCORE BY PERIODS: | 1st | 2nd | OT | Total |
|-------------------|------|------|----|-------|
| Arkansas | 1225 | 1430 | 11 | 2666 |
| Opponents | 1107 | 1332 | 7 | 2446 |

| Date | Ark. Rank | Opponent | Result | Score | Attend |
|------------|-----------|-------------------------|--------|------------|--------|
| 11/07/22 | 10/10 | NORTH DAKOTA ST. | W | 76-58 | 19200 |
| 11/11/22 | 10/10 | FORDHAM | W | 74-48 | 19200 |
| 11/16/22 | 9/10 | SOUTH DAKOTA ST. | W | 71-56 | 19200 |
| + 11/21/22 | 9/9 | vs Louisville | W | 80-54 | 2400 |
| + 11/22/22 | 9/9 | vs #10/8 Creighton | L | 87-90 | 2400 |
| + 11/23/22 | 9/9 | vs #17/19 San Diego St. | W | 78-74 (OT) | 2400 |
| 11/28/22 | 11/11 | TROY | W | 74-61 | 19200 |
| 12/03/22 | 11/11 | SAN JOSE ST. | W | 99-58 | 19200 |
| 12/06/22 | 9/8 | UNC GREENSBORO | W | 65-58 | 19200 |
| @ 12/10/22 | 9/8 | vs -/RV Oklahoma | W | 88-78 | 14201 |
| & 12/17/22 | 10/10 | vs Bradley | W | 76-57 | 16675 |
| 12/21/22 | 10/8 | UNC ASHEVILLE | W | 85-51 | 19200 |
| * 12/28/22 | 9/7 | at LSU | L | 57-60 | 10428 |
| * 01/04/23 | 13/13 | #20/21 MISSOURI | W | 74-68 | 19200 |
| * 01/07/22 | 13/13 | #22/20 at Auburn | L | 59-72 | 9121 |
| * 01/11/23 | 15/16 | #4/4 ALABAMA | L | 69-84 | 19200 |
| * 01/14/23 | 15/16 | at Vanderbilt | L | 84-97 | 9362 |
| * 01/18/23 | 25/25 | at Missouri | L | 76-79 | 14448 |
| * 01/21/23 | 25/25 | OLE MISS | W | 69-57 | 19200 |
| * 01/24/23 | RV/-- | LSU | W | 60-40 | 19200 |
| % 01/28/23 | RV/-- | at #17/17 Baylor | L | 64-67 | 10627 |
| * 01/31/23 | RV/-- | TEXAS A&M | W | 81-70 | 19200 |
| * 02/04/23 | RV/-- | at South Carolina | W | 65-63 | 11558 |
| * 02/07/23 | RV/-- | at Kentucky | W | 88-73 | 19855 |
| * 02/11/23 | RV/-- | MISSISSIPPI ST. | L | 64-70 | 19200 |
| * 02/15/23 | RV/-- | at RV/#25 Texas A&M | L | 56-62 | 11315 |
| * 02/18/23 | RV/-- | FLORIDA | W | 84-65 | 19200 |
| * 02/21/23 | RV/-- | GEORGIA | W | 97-65 | 19200 |
| * 02/25/23 | RV/-- | #2/2 at Alabama | L | 83-86 | 13474 |
| * 02/28/23 | RV/-- | at #12/14 Tennessee | L | 57-75 | 18324 |
| * 03/04/23 | RV/-- | #23/RV KENTUCKY | L | 79-88 | 19200 |
| ^ 03/09/23 | RV/-- | vs Auburn | W | 76-73 | 14583 |
| ^ 03/10/23 | RV/-- | vs #18/18 Texas A&M | L | 61-67 | 17989 |
| ! 03/16/23 | | vs Illinois | W | 73-63 | 16745 |
| ! 03/18/23 | | vs #4/5 Kansas | W | 72-71 | 16745 |
| ~ 03/23/23 | | vs #10/12 UConn | L | 65-88 | 18544 |

* = SEC game || + Maui Jim Maui Invitational (Lahaina, Hawaii (Lahaina Civic Center)) || @ - played in Tulsa, Okla. (BOK Center) || & - played in North Little Rock (Simmons Bank Arena) || % - Big 12/SEC Challenge || ^ - SEC Tournament (Nashville, Tenn. - Bridgestone Arena) || ^ - NCAA 1st & 2nd Rounds (Des Moines, Iowa - Wells Fargo Arena) || ~ - NCAA West Regional (Las Vegas, Nev. - T-Mobile Arena)

ARKANSAS RAZORBACKS

2022-23 SEASON STATISTICS • ALL GAMES



| | | | | |
|----------------|---------|------|------|---------|
| RECORD: | OVERALL | HOME | AWAY | NEUTRAL |
| ALL GAMES | 22-14 | 13-3 | 2-8 | 7-3 |
| CONFERENCE | 8-10 | 6-3 | 2-7 | 0-0 |
| NON-CONFERENCE | 14-4 | 7-0 | 0-1 | 7-3 |

| ## | Player | GP | GS | Min | Avg | • TOTAL • | | | • 3-PTS • | | | • REBOUNDS • | | | | PF | FO | A | TO | Blk | St | Pts | Avg | | | | |
|----------------|-------------------|----|----|------|------|-----------|------|------|-----------|-----|-------|--------------|-----|-------|-----|-----|------|------|-----|-----|-----|-----|-----|-----|------|------|--|
| | | | | | | FG | FGA | Pct | 3FG | FGA | Pct | FT | FTA | Pct | Off | | | | | | | | | Def | Tot | Avg | |
| 1 | Ricky Council IV | 36 | 29 | 1227 | 34.1 | 187 | 432 | .433 | 34 | 126 | .270 | 173 | 218 | .794 | 33 | 97 | 130 | 3.6 | 65 | 0 | 81 | 75 | 11 | 40 | 581 | 16.1 | |
| 0 | Anthony Black | 36 | 36 | 1253 | 34.8 | 149 | 329 | .453 | 28 | 93 | .301 | 134 | 190 | .705 | 45 | 137 | 182 | 5.1 | 93 | 2 | 141 | 109 | 22 | 74 | 460 | 12.8 | |
| 3 | Nick Smith Jr. | 17 | 14 | 441 | 25.9 | 76 | 202 | .376 | 24 | 71 | .338 | 37 | 50 | .740 | 4 | 24 | 28 | 1.6 | 26 | 0 | 29 | 27 | 2 | 14 | 213 | 12.5 | |
| 4 | Davonte Davis | 35 | 31 | 1157 | 33.1 | 144 | 347 | .415 | 47 | 136 | .346 | 46 | 64 | .719 | 24 | 129 | 153 | 4.4 | 91 | 4 | 87 | 72 | 4 | 48 | 381 | 10.9 | |
| 13 | Jordan Walsh | 36 | 22 | 881 | 24.5 | 94 | 217 | .433 | 20 | 72 | .278 | 47 | 66 | .712 | 43 | 98 | 141 | 3.9 | 105 | 8 | 33 | 37 | 17 | 40 | 255 | 7.1 | |
| 15 | Makhi Mitchell | 36 | 31 | 727 | 20.2 | 104 | 157 | .662 | 1 | 1 | 1.000 | 43 | 66 | .652 | 58 | 134 | 192 | 5.3 | 97 | 7 | 39 | 33 | 49 | 31 | 252 | 7.0 | |
| 11 | Jalen Graham | 31 | 0 | 290 | 9.4 | 74 | 113 | .655 | 0 | 3 | .000 | 13 | 35 | .371 | 23 | 47 | 70 | 2.3 | 38 | 0 | 14 | 35 | 14 | 12 | 161 | 5.2 | |
| 22 | Makhel Mitchell | 30 | 9 | 383 | 12.8 | 47 | 74 | .635 | 0 | 0 | .000 | 15 | 33 | .455 | 26 | 70 | 96 | 3.2 | 60 | 2 | 10 | 17 | 45 | 11 | 109 | 3.6 | |
| 2 | Trevon Brazile | 9 | 0 | 243 | 27.0 | 37 | 77 | .481 | 11 | 29 | .379 | 21 | 31 | .677 | 9 | 45 | 54 | 6.0 | 23 | 1 | 9 | 20 | 11 | 9 | 106 | 11.8 | |
| 5 | Joseph Pinion | 26 | 0 | 148 | 5.7 | 21 | 47 | .447 | 13 | 34 | .382 | 7 | 7 | 1.000 | 4 | 12 | 16 | 0.6 | 21 | 0 | 3 | 0 | 1 | 6 | 62 | 2.4 | |
| 20 | Kamani Johnson | 27 | 7 | 319 | 11.8 | 20 | 42 | .476 | 0 | 0 | .000 | 20 | 37 | .541 | 49 | 37 | 86 | 3.2 | 63 | 3 | 7 | 11 | 6 | 14 | 60 | 2.2 | |
| 23 | Derrian Ford | 21 | 0 | 80 | 3.8 | 4 | 10 | .400 | 0 | 1 | .000 | 7 | 8 | .875 | 2 | 8 | 10 | 0.5 | 6 | 0 | 8 | 4 | 0 | 1 | 15 | 0.7 | |
| 45 | Lawson Blake | 9 | 0 | 13 | 1.4 | 1 | 4 | .250 | 0 | 0 | .000 | 1 | 3 | .333 | 1 | 3 | 4 | 0.4 | 1 | 0 | 0 | 1 | 0 | 0 | 3 | 0.3 | |
| 21 | Cade Arbogast | 9 | 0 | 13 | 1.4 | 1 | 4 | .250 | 1 | 4 | .250 | 0 | 0 | .000 | 0 | 1 | 1 | 0.1 | 1 | 0 | 0 | 0 | 0 | 0 | 3 | 0.3 | |
| 12 | Barry Dunning Jr. | 16 | 1 | 51 | 3.2 | 2 | 8 | .250 | 0 | 2 | .000 | 1 | 2 | .500 | 1 | 2 | 3 | 0.2 | 4 | 0 | 1 | 2 | 0 | 2 | 5 | 0.3 | |
| TEAM..... | | | | | | | | | | | | | | | | | | | | | | | | | | | |
| Arkansas..... | | 36 | | | | 961 | 2063 | .466 | 179 | 572 | .313 | 565 | 810 | .698 | 373 | 899 | 1272 | 35.3 | 694 | 27 | 462 | 458 | 182 | 302 | 2666 | 74.1 | |
| Opponents..... | | 36 | | | | 847 | 1996 | .424 | 189 | 608 | .311 | 563 | 788 | .714 | 348 | 841 | 1189 | 33.0 | 681 | - | 382 | 519 | 103 | 241 | 2446 | 67.9 | |

| | | | | |
|-------------------|------|------|----|-------|
| SCORE BY PERIODS: | 1st | 2nd | OT | Total |
| Arkansas | 1225 | 1430 | 11 | 2666 |
| Opponents | 1107 | 1332 | 7 | 2446 |

| | | | |
|--------------------|-----|-----|-------|
| DEADBALL REBOUNDS: | OFF | DEF | TOTAL |
| Arkansas | 117 | 15 | 132 |
| Opponents | 111 | 16 | 127 |

ARKANSAS RAZORBACKS

2022-23 STATISTICS • SEC GAMES ONLY



| | | | |
|----------|---------|------|------|
| RECORD: | OVERALL | HOME | AWAY |
| SEC ONLY | 8-10 | 6-3 | 2-7 |

| ## | Player | GP | GS | Min | Avg | • TOTAL • | | | • 3-PTS • | | | • REBOUNDS • | | | | PF | FO | A | TO | Blk | St | Pts | Avg | | | | |
|----------------|-------------------|----|----|-----|------|-----------|------|------|-----------|-----|-------|--------------|-----|-------|-----|-----|-----|------|-----|-----|-----|-----|-----|-----|------|------|--|
| | | | | | | FG | FGA | Pct | 3FG | FGA | Pct | FT | FTA | Pct | Off | | | | | | | | | Def | Tot | Avg | |
| 1 | Ricky Council IV | 18 | 12 | 602 | 33.4 | 82 | 207 | .396 | 17 | 68 | .250 | 87 | 115 | .757 | 18 | 54 | 72 | 4.0 | 33 | 0 | 39 | 41 | 5 | 16 | 268 | 14.9 | |
| 3 | Nick Smith Jr. | 7 | 5 | 185 | 26.4 | 37 | 93 | .398 | 12 | 33 | .364 | 16 | 22 | .727 | 2 | 10 | 12 | 1.7 | 13 | 0 | 13 | 10 | 1 | 8 | 102 | 14.6 | |
| 0 | Anthony Black | 18 | 18 | 638 | 35.4 | 77 | 177 | .435 | 13 | 46 | .283 | 71 | 104 | .683 | 25 | 68 | 93 | 5.2 | 51 | 2 | 82 | 61 | 9 | 38 | 238 | 13.2 | |
| 4 | Davonte Davis | 18 | 18 | 632 | 35.1 | 88 | 196 | .449 | 34 | 82 | .415 | 17 | 26 | .654 | 9 | 70 | 79 | 4.4 | 49 | 3 | 50 | 40 | 2 | 25 | 227 | 12.6 | |
| 13 | Jordan Walsh | 18 | 10 | 461 | 25.6 | 47 | 121 | .388 | 10 | 43 | .233 | 20 | 29 | .690 | 29 | 63 | 92 | 5.1 | 55 | 3 | 14 | 19 | 8 | 16 | 124 | 6.9 | |
| 15 | Makhi Mitchell | 18 | 17 | 377 | 20.9 | 44 | 70 | .629 | 1 | 1 | 1.000 | 25 | 36 | .694 | 32 | 76 | 108 | 6.0 | 47 | 4 | 17 | 15 | 25 | 6 | 114 | 6.3 | |
| 11 | Jalen Graham | 17 | 0 | 173 | 10.2 | 44 | 66 | .667 | 0 | 2 | .000 | 6 | 17 | .353 | 9 | 23 | 32 | 1.9 | 21 | 0 | 6 | 21 | 11 | 5 | 94 | 5.5 | |
| 22 | Makhel Mitchell | 15 | 8 | 262 | 17.5 | 31 | 50 | .620 | 0 | 0 | .000 | 8 | 22 | .364 | 20 | 45 | 65 | 4.3 | 42 | 2 | 3 | 10 | 31 | 6 | 70 | 4.7 | |
| 5 | Joseph Pinion | 14 | 0 | 98 | 7.0 | 14 | 29 | .483 | 10 | 23 | .435 | 3 | 3 | 1.000 | 2 | 5 | 7 | 0.5 | 14 | 0 | 0 | 0 | 1 | 4 | 41 | 2.9 | |
| 45 | Lawson Blake | 2 | 0 | 2 | 1.0 | 1 | 2 | .500 | 0 | 0 | .000 | 1 | 3 | .333 | 0 | 0 | 0 | 0.0 | 0 | 0 | 0 | 0 | 0 | 0 | 3 | 1.5 | |
| 20 | Kamani Johnson | 12 | 2 | 126 | 10.5 | 4 | 9 | .444 | 0 | 0 | .000 | 7 | 15 | .467 | 15 | 13 | 28 | 2.3 | 31 | 2 | 1 | 2 | 3 | 4 | 15 | 1.3 | |
| 23 | Derrian Ford | 11 | 0 | 35 | 3.2 | 1 | 2 | .500 | 0 | 1 | .000 | 4 | 4 | 1.000 | 0 | 2 | 2 | 0.2 | 4 | 0 | 2 | 2 | 0 | 0 | 6 | 0.5 | |
| 21 | Cade Arbogast | 2 | 0 | 2 | 1.0 | 0 | 0 | .000 | 0 | 0 | .000 | 0 | 0 | .000 | 0 | 0 | 0 | 0.0 | 0 | 0 | 0 | 0 | 0 | 0 | 0 | 0.0 | |
| 12 | Barry Dunning Jr. | 5 | 0 | 8 | 1.6 | 0 | 2 | .000 | 0 | 1 | .000 | 0 | 0 | .000 | 0 | 0 | 0 | 0.0 | 0 | 0 | 0 | 0 | 0 | 0 | 0 | 0.0 | |
| TEAM..... | | | | | | | | | | | | | | | | | | | | | | | | | | | |
| Arkansas..... | | 18 | | | | 470 | 1024 | .459 | 97 | 300 | .323 | 265 | 396 | .669 | 192 | 453 | 645 | 35.8 | 360 | 16 | 227 | 227 | 96 | 128 | 1302 | 72.3 | |
| Opponents..... | | 18 | | | | 437 | 1026 | .426 | 95 | 294 | .323 | 305 | 426 | .716 | 195 | 421 | 616 | 34.2 | 345 | - | 200 | 215 | 60 | 124 | 1274 | 70.8 | |

| | | | |
|-------------------|-----|-----|-------|
| SCORE BY PERIODS: | 1st | 2nd | Total |
| Arkansas | 606 | 696 | 1302 |
| Opponents | 553 | 721 | 1274 |

| | | | |
|--------------------|-----|-----|-------|
| DEADBALL REBOUNDS: | OFF | DEF | TOTAL |
| Arkansas | 62 | 5 | 67 |
| Opponents | 57 | 10 | 67 |

ARKANSAS RAZORBACKS



2022 POSTSEASON STATISTICS (SEC & NCAA)

RECORD:
IN THE POSTSEASON

OVERALL
3-2

| ## | Player | GP | GS | Min | Avg | • TOTAL • | | | • 3-PTS • | | | • REBOUNDS • | | | | PF | FO | A | TO | Blk | St | Pts | Avg | | | |
|----------------|-------------------|----|----|-----|------|-----------|-----|-------|-----------|-----|------|--------------|-----|------|-----|-----|-----|------|-----|-----|----|-----|-----|-----|-----|------|
| | | | | | | FG | FGA | Pct | 3FG | FGA | Pct | FT | FTA | Pct | Off | | | | | | | | | Def | Tot | Avg |
| 1 | Ricky Council IV | 5 | 4 | 164 | 32.8 | 15 | 53 | .283 | 3 | 15 | .200 | 35 | 41 | .854 | 6 | 18 | 24 | 4.8 | 7 | 0 | 7 | 7 | 4 | 4 | 68 | 13.6 |
| 0 | Anthony Black | 5 | 5 | 180 | 36.0 | 19 | 48 | .396 | 2 | 12 | .167 | 24 | 32 | .750 | 6 | 18 | 24 | 4.8 | 17 | 0 | 12 | 12 | 6 | 13 | 64 | 12.8 |
| 4 | Davonte Davis | 5 | 5 | 166 | 33.2 | 21 | 52 | .404 | 6 | 20 | .300 | 8 | 10 | .800 | 7 | 27 | 34 | 6.8 | 19 | 1 | 6 | 12 | 0 | 7 | 56 | 11.2 |
| 3 | Nick Smith Jr. | 5 | 5 | 136 | 27.2 | 18 | 55 | .327 | 6 | 18 | .333 | 5 | 9 | .556 | 0 | 7 | 7 | 1.4 | 7 | 0 | 7 | 11 | 0 | 3 | 47 | 9.4 |
| 15 | Makhi Mitchell | 5 | 1 | 110 | 22.0 | 19 | 26 | .731 | 0 | 0 | .000 | 6 | 9 | .667 | 10 | 11 | 21 | 4.2 | 14 | 1 | 4 | 6 | 7 | 7 | 44 | 8.8 |
| 13 | Jordan Walsh | 5 | 0 | 126 | 25.2 | 12 | 28 | .429 | 2 | 6 | .333 | 10 | 14 | .714 | 7 | 7 | 14 | 2.8 | 14 | 1 | 4 | 6 | 2 | 7 | 36 | 7.2 |
| 12 | Barry Dunning Jr. | 1 | 0 | 3 | 3.0 | 2 | 3 | .667 | 0 | 0 | .000 | 0 | 0 | .000 | 1 | 0 | 1 | 1.0 | 0 | 0 | 0 | 0 | 0 | 0 | 4 | 4.0 |
| 20 | Kamani Johnson | 4 | 4 | 56 | 14.0 | 6 | 13 | .462 | 0 | 0 | .000 | 1 | 2 | .500 | 16 | 7 | 23 | 5.8 | 14 | 1 | 3 | 4 | 0 | 0 | 13 | 3.3 |
| 11 | Jalen Graham | 4 | 0 | 18 | 4.5 | 4 | 5 | .800 | 0 | 0 | .000 | 1 | 3 | .333 | 2 | 3 | 5 | 1.3 | 3 | 0 | 0 | 1 | 1 | 1 | 9 | 2.3 |
| 22 | Makhel Mitchell | 5 | 1 | 29 | 5.8 | 2 | 2 | 1.000 | 0 | 0 | .000 | 1 | 2 | .500 | 0 | 3 | 3 | 0.6 | 6 | 0 | 1 | 1 | 2 | 0 | 5 | 1.0 |
| 23 | Derrian Ford | 2 | 0 | 5 | 2.5 | 0 | 1 | .000 | 0 | 0 | .000 | 1 | 2 | .500 | 1 | 0 | 1 | 0.5 | 0 | 0 | 1 | 0 | 0 | 0 | 1 | 0.5 |
| 5 | Joseph Pinion | 2 | 0 | 4 | 2.0 | 0 | 2 | .000 | 0 | 2 | .000 | 0 | 0 | .000 | 0 | 1 | 1 | 0.5 | 1 | 0 | 0 | 0 | 0 | 0 | 0 | 0.0 |
| 45 | Lawson Blake | 1 | 0 | 1 | 1.0 | 0 | 0 | .000 | 0 | 0 | .000 | 0 | 0 | .000 | 0 | 0 | 0 | 0.0 | 0 | 0 | 0 | 0 | 0 | 0 | 0 | 0.0 |
| 21 | Cade Arbogast | 1 | 0 | 2 | 2.0 | 0 | 0 | .000 | 0 | 0 | .000 | 0 | 0 | .000 | 0 | 0 | 0 | 0.0 | 0 | 0 | 0 | 0 | 0 | 0 | 0 | 0.0 |
| TEAM..... | | | | | | | | | | | | | | | | | | | | | | | | | | |
| Arkansas..... | | 5 | | | | 118 | 288 | .410 | 19 | 73 | .260 | 92 | 124 | .742 | 63 | 110 | 173 | 34.6 | 102 | 4 | 45 | 63 | 22 | 42 | 347 | 69.4 |
| Opponents..... | | 5 | | | | 124 | 264 | .470 | 26 | 81 | .321 | 88 | 123 | .715 | 44 | 124 | 168 | 33.6 | 95 | - | 62 | 71 | 16 | 39 | 362 | 72.4 |

| SCORE BY PERIODS: | 1st | 2nd | Total |
|-------------------|-----|-----|-------|
| Arkansas | 167 | 180 | 347 |
| Opponents | 165 | 197 | 362 |

| DEADBALL REBOUNDS: | OFF | DEF | TOTAL |
|--------------------|-----|-----|-------|
| Arkansas | 14 | 3 | 17 |
| Opponents | 18 | 1 | 19 |

ARKANSAS RAZORBACKS



2023 NCAA TOURNAMENT STATISTICS

RECORD:
NCAA TOURNAMENT

OVERALL
2-1

| ## | Player | GP | GS | Min | Avg | • TOTAL • | | | • 3-PTS • | | | • REBOUNDS • | | | | PF | FO | A | TO | Blk | St | Pts | Avg | | | |
|----------------|-------------------|----|----|-----|------|-----------|-----|------|-----------|-----|------|--------------|-----|------|-----|----|-----|------|----|-----|----|-----|-----|-----|-----|------|
| | | | | | | FG | FGA | Pct | 3FG | FGA | Pct | FT | FTA | Pct | Off | | | | | | | | | Def | Tot | Avg |
| 1 | Ricky Council IV | 3 | 3 | 113 | 37.7 | 12 | 39 | .308 | 3 | 12 | .250 | 29 | 32 | .906 | 5 | 14 | 19 | 6.3 | 3 | 0 | 6 | 5 | 3 | 1 | 56 | 18.7 |
| 4 | Davonte Davis | 3 | 3 | 89 | 29.7 | 17 | 39 | .436 | 4 | 11 | .364 | 6 | 7 | .857 | 4 | 14 | 18 | 6.0 | 13 | 1 | 2 | 8 | 0 | 4 | 44 | 14.7 |
| 0 | Anthony Black | 3 | 3 | 108 | 36.0 | 10 | 30 | .333 | 1 | 6 | .167 | 15 | 19 | .789 | 2 | 12 | 14 | 4.7 | 9 | 0 | 4 | 5 | 2 | 9 | 36 | 12.0 |
| 13 | Jordan Walsh | 3 | 0 | 81 | 27.0 | 6 | 19 | .316 | 1 | 4 | .250 | 5 | 8 | .625 | 5 | 2 | 7 | 2.3 | 10 | 1 | 1 | 4 | 0 | 6 | 18 | 6.0 |
| 15 | Makhi Mitchell | 3 | 0 | 55 | 18.3 | 8 | 13 | .615 | 0 | 0 | .000 | 1 | 3 | .333 | 2 | 7 | 9 | 3.0 | 8 | 1 | 1 | 3 | 3 | 3 | 17 | 5.7 |
| 3 | Nick Smith Jr. | 3 | 3 | 70 | 23.3 | 6 | 23 | .261 | 2 | 7 | .286 | 3 | 4 | .750 | 0 | 3 | 3 | 1.0 | 5 | 0 | 1 | 3 | 0 | 1 | 17 | 5.7 |
| 12 | Barry Dunning Jr. | 1 | 0 | 3 | 3.0 | 2 | 3 | .667 | 0 | 0 | .000 | 0 | 0 | .000 | 1 | 0 | 1 | 1.0 | 0 | 0 | 0 | 0 | 0 | 0 | 4 | 4.0 |
| 20 | Kamani Johnson | 3 | 3 | 48 | 16.0 | 4 | 11 | .364 | 0 | 0 | .000 | 1 | 2 | .500 | 14 | 6 | 20 | 6.7 | 11 | 1 | 3 | 2 | 0 | 0 | 9 | 3.0 |
| 11 | Jalen Graham | 3 | 0 | 15 | 5.0 | 3 | 4 | .750 | 0 | 0 | .000 | 1 | 3 | .333 | 2 | 3 | 5 | 1.7 | 2 | 0 | 0 | 0 | 1 | 1 | 7 | 2.3 |
| 23 | Derrian Ford | 2 | 0 | 5 | 2.5 | 0 | 1 | .000 | 0 | 0 | .000 | 1 | 2 | .500 | 1 | 0 | 1 | 0.5 | 0 | 0 | 1 | 0 | 0 | 0 | 1 | 0.5 |
| 22 | Makhel Mitchell | 3 | 0 | 6 | 2.0 | 0 | 0 | .000 | 0 | 0 | .000 | 1 | 2 | .500 | 0 | 0 | 0 | 0.0 | 1 | 0 | 0 | 0 | 0 | 0 | 1 | 0.3 |
| 5 | Joseph Pinion | 2 | 0 | 4 | 2.0 | 0 | 2 | .000 | 0 | 2 | .000 | 0 | 0 | .000 | 0 | 1 | 1 | 0.5 | 1 | 0 | 0 | 0 | 0 | 0 | 0 | 0.0 |
| 45 | Lawson Blake | 1 | 0 | 1 | 1.0 | 0 | 0 | .000 | 0 | 0 | .000 | 0 | 0 | .000 | 0 | 0 | 0 | 0.0 | 0 | 0 | 0 | 0 | 0 | 0 | 0 | 0.0 |
| 21 | Cade Arbogast | 1 | 0 | 2 | 2.0 | 0 | 0 | .000 | 0 | 0 | .000 | 0 | 0 | .000 | 0 | 0 | 0 | 0.0 | 0 | 0 | 0 | 0 | 0 | 0 | 0 | 0.0 |
| TEAM..... | | | | | | | | | | | | | | | | | | | | | | | | | | |
| Arkansas..... | | 3 | | | | 68 | 184 | .370 | 11 | 42 | .262 | 63 | 82 | .768 | 42 | 68 | 110 | 36.7 | 63 | 4 | 19 | 32 | 9 | 25 | 210 | 70.0 |
| Opponents..... | | 3 | | | | 75 | 156 | .481 | 20 | 55 | .364 | 52 | 72 | .722 | 21 | 85 | 106 | 35.3 | 61 | - | 41 | 46 | 12 | 22 | 222 | 74.0 |

| SCORE BY PERIODS: | 1st | 2nd | Total |
|-------------------|-----|-----|-------|
| Arkansas | 92 | 118 | 210 |
| Opponents | 107 | 115 | 222 |

| DEADBALL REBOUNDS: | OFF | DEF | TOTAL |
|--------------------|-----|-----|-------|
| Arkansas | 7 | 2 | 9 |
| Opponents | 10 | 1 | 11 |

ARKANSAS RAZORBACKS

2023 SEC TOURNAMENT STATISTICS



RECORD: OVERALL
SEC TOURNAMENT 1-1

| # | Player | GP | GS | • TOTAL • | | | • 3-PTS • | | | • REBOUNDS • | | | | PF | FO | A | TO | Blk | St | Pts | Avg | | | | | |
|----------------|------------------|----|----|-----------|------|----|-----------|-------|-----|--------------|------|----|-----|------|----|----|----|------|----|-----|-----|-----|-----|-----|-----|------|
| | | | | Min | Avg | FG | FGA | Pct | 3FG | FGA | Pct | FT | FTA | | | | | | | | | Pct | Off | Def | Tot | Avg |
| 3 | Nick Smith Jr. | 2 | 2 | 66 | 33.0 | 12 | 32 | .375 | 4 | 11 | .364 | 2 | 5 | .400 | 0 | 4 | 4 | 2.0 | 2 | 0 | 6 | 8 | 0 | 2 | 30 | 15.0 |
| 0 | Anthony Black | 2 | 2 | 72 | 36.0 | 9 | 18 | .500 | 1 | 6 | .167 | 9 | 13 | .692 | 4 | 6 | 10 | 5.0 | 8 | 0 | 8 | 7 | 4 | 4 | 28 | 14.0 |
| 15 | Makhi Mitchell | 2 | 1 | 55 | 27.5 | 11 | 13 | .846 | 0 | 0 | .000 | 5 | 6 | .833 | 8 | 4 | 12 | 6.0 | 6 | 0 | 3 | 3 | 4 | 4 | 27 | 13.5 |
| 13 | Jordan Walsh | 2 | 0 | 45 | 22.5 | 6 | 9 | .667 | 1 | 2 | .500 | 5 | 6 | .833 | 2 | 5 | 7 | 3.5 | 4 | 0 | 3 | 2 | 2 | 1 | 18 | 9.0 |
| 1 | Ricky Council IV | 2 | 1 | 51 | 25.5 | 3 | 14 | .214 | 0 | 3 | .000 | 6 | 9 | .667 | 1 | 4 | 5 | 2.5 | 4 | 0 | 1 | 2 | 1 | 3 | 12 | 6.0 |
| 4 | Davonte Davis | 2 | 2 | 77 | 38.5 | 4 | 13 | .308 | 2 | 9 | .222 | 2 | 3 | .667 | 3 | 13 | 16 | 8.0 | 6 | 0 | 4 | 4 | 0 | 3 | 12 | 6.0 |
| 20 | Kamani Johnson | 1 | 1 | 8 | 8.0 | 2 | 2 | 1.000 | 0 | 0 | .000 | 0 | 0 | .000 | 2 | 1 | 3 | 3.0 | 3 | 0 | 0 | 2 | 0 | 0 | 4 | 4.0 |
| 22 | Makhel Mitchell | 2 | 1 | 23 | 11.5 | 2 | 2 | 1.000 | 0 | 0 | .000 | 0 | 0 | .000 | 0 | 3 | 3 | 1.5 | 5 | 0 | 1 | 1 | 2 | 0 | 4 | 2.0 |
| 11 | Jalen Graham | 1 | 0 | 3 | 3.0 | 1 | 1 | 1.000 | 0 | 0 | .000 | 0 | 0 | .000 | 0 | 0 | 0 | 0.0 | 1 | 0 | 0 | 1 | 0 | 0 | 2 | 2.0 |
| TEAM..... | | | | | | | | | | | | | | | | | | | | | | | | | | |
| Arkansas..... | | 2 | | | | 50 | 104 | .481 | 8 | 31 | .258 | 29 | 42 | .690 | 21 | 42 | 63 | 31.5 | 39 | 0 | 26 | 31 | 13 | 17 | 137 | 68.5 |
| Opponents..... | | 2 | | | | 49 | 108 | .454 | 6 | 26 | .231 | 36 | 51 | .706 | 23 | 39 | 62 | 31.0 | 34 | - | 21 | 25 | 4 | 17 | 140 | 70.0 |

| SCORE BY PERIODS: | 1st | 2nd | Total |
|-------------------|-----|-----|-------|
| Arkansas | 75 | 62 | 137 |
| Opponents | 58 | 82 | 140 |

| DEADBALL REBOUNDS: | OFF | DEF | TOTAL |
|--------------------|-----|-----|-------|
| Arkansas | 7 | 1 | 8 |
| Opponents | 8 | 0 | 8 |

ARKANSAS RAZORBACKS

2022 MAUI INVITATIONAL STATISTICS



RECORD: OVERALL
MAUI INVITATIONAL 2-1

| # | Player | GP | GS | • TOTAL • | | | • 3-PTS • | | | • REBOUNDS • | | | | PF | FO | A | TO | Blk | St | Pts | Avg | | | | | |
|----------------|-------------------|----|----|-----------|------|----|-----------|-------|-----|--------------|------|----|-----|-------|----|----|----|------|----|-----|-----|-----|-----|-----|-----|------|
| | | | | Min | Avg | FG | FGA | Pct | 3FG | FGA | Pct | FT | FTA | | | | | | | | | Pct | Off | Def | Tot | Avg |
| 0 | Anthony Black | 3 | 3 | 112 | 37.3 | 22 | 40 | .550 | 4 | 10 | .400 | 19 | 22 | .864 | 5 | 9 | 14 | 4.7 | 8 | 0 | 13 | 11 | 0 | 5 | 67 | 22.3 |
| 1 | Ricky Council IV | 3 | 3 | 116 | 38.7 | 21 | 51 | .412 | 5 | 16 | .313 | 11 | 15 | .733 | 3 | 6 | 9 | 3.0 | 7 | 0 | 10 | 8 | 0 | 8 | 58 | 19.3 |
| 2 | Trevon Brazile | 3 | 0 | 86 | 28.7 | 13 | 30 | .433 | 6 | 15 | .400 | 6 | 11 | .545 | 1 | 16 | 17 | 5.7 | 11 | 1 | 2 | 4 | 3 | 4 | 38 | 12.7 |
| 22 | Makhel Mitchell | 3 | 0 | 41 | 13.7 | 9 | 11 | .818 | 0 | 0 | .000 | 4 | 7 | .571 | 1 | 11 | 12 | 4.0 | 5 | 0 | 3 | 1 | 6 | 2 | 22 | 7.3 |
| 20 | Kamani Johnson | 1 | 0 | 19 | 19.0 | 2 | 2 | 1.000 | 0 | 0 | .000 | 3 | 5 | .600 | 4 | 3 | 7 | 7.0 | 3 | 0 | 0 | 1 | 0 | 2 | 7 | 7.0 |
| 13 | Jordan Walsh | 3 | 3 | 98 | 32.7 | 6 | 18 | .333 | 3 | 9 | .333 | 4 | 6 | .667 | 3 | 7 | 10 | 3.3 | 10 | 0 | 6 | 5 | 1 | 2 | 19 | 6.3 |
| 4 | Davonte Davis | 3 | 3 | 87 | 29.0 | 5 | 17 | .294 | 1 | 9 | .111 | 2 | 2 | 1.000 | 1 | 4 | 5 | 1.7 | 8 | 0 | 8 | 2 | 0 | 1 | 13 | 4.3 |
| 11 | Jalen Graham | 2 | 0 | 8 | 4.0 | 4 | 5 | .800 | 0 | 0 | .000 | 0 | 0 | .000 | 1 | 0 | 1 | 0.5 | 1 | 0 | 0 | 1 | 0 | 0 | 8 | 4.0 |
| 15 | Makhi Mitchell | 3 | 3 | 37 | 12.3 | 3 | 5 | .600 | 0 | 0 | .000 | 3 | 4 | .750 | 4 | 6 | 10 | 3.3 | 7 | 0 | 1 | 4 | 1 | 2 | 9 | 3.0 |
| 23 | Derrian Ford | 1 | 0 | 4 | 4.0 | 1 | 1 | 1.000 | 0 | 0 | .000 | 0 | 0 | .000 | 0 | 0 | 0 | 0.0 | 1 | 0 | 0 | 0 | 0 | 0 | 2 | 2.0 |
| 5 | Joseph Pinion | 2 | 0 | 4 | 2.0 | 0 | 1 | .000 | 0 | 0 | .000 | 2 | 2 | 1.000 | 0 | 2 | 2 | 1.0 | 2 | 0 | 0 | 0 | 0 | 0 | 2 | 1.0 |
| 21 | Cade Arbogast | 1 | 0 | 1 | 1.0 | 0 | 0 | .000 | 0 | 0 | .000 | 0 | 0 | .000 | 0 | 0 | 0 | 0.0 | 0 | 0 | 0 | 0 | 0 | 0 | 0 | 0.0 |
| 45 | Lawson Blake | 1 | 0 | 1 | 1.0 | 0 | 0 | .000 | 0 | 0 | .000 | 0 | 0 | .000 | 0 | 0 | 0 | 0.0 | 0 | 0 | 0 | 0 | 0 | 0 | 0 | 0.0 |
| 12 | Barry Dunning Jr. | 2 | 0 | 11 | 5.5 | 0 | 0 | .000 | 0 | 0 | .000 | 0 | 0 | .000 | 0 | 0 | 0 | 0.0 | 1 | 0 | 0 | 1 | 0 | 1 | 0 | 0.0 |
| TEAM..... | | | | | | | | | | | | | | | | | | | | | | | | | | |
| Arkansas..... | | 3 | | | | 86 | 181 | .475 | 19 | 59 | .322 | 54 | 74 | .730 | 26 | 73 | 99 | 33.0 | 64 | 1 | 43 | 41 | 11 | 27 | 245 | 81.7 |
| Opponents..... | | 3 | | | | 74 | 159 | .465 | 13 | 44 | .295 | 57 | 77 | .740 | 19 | 74 | 93 | 31.0 | 55 | - | 29 | 54 | 6 | 18 | 218 | 72.7 |

| SCORE BY PERIODS: | 1st | 2nd | OT | Total |
|-------------------|-----|-----|----|-------|
| Arkansas | 96 | 138 | 11 | 245 |
| Opponents | 103 | 108 | 7 | 218 |

| DEADBALL REBOUNDS: | OFF | DEF | TOTAL |
|--------------------|-----|-----|-------|
| Arkansas | 13 | 1 | 14 |
| Opponents | 12 | 2 | 14 |

2022-23 ARKANSAS RAZORBACKS GAME HIGHS AND LEADERS

| Opponent | DATE | SCORE | RESULT | POINTS | REBOUNDS | ASSISTS | STEALS | BLOCKED SHOTS |
|-------------------|----------|-------|--------|--------------------------------------|--|---|--|--|
| NORTH DAKOTA ST. | 11/07/22 | 76-58 | W | 22-Ricky Council IV | 12-Trevon Brazile | 3-Jordan Walsh Anthony Black | 3-Makhi Mitchell Anthony Black | 1-Ricky Council IV Davonte Davis Trevon Brazile Anthony Black |
| FORDHAM | 11/11/22 | 74-48 | W | 15-Ricky Council IV | 8-Trevon Brazile | 7-Ricky Council IV | 3-Makhi Mitchell Davonte Davis | 2-Makhi Mitchell |
| SOUTH DAKOTA ST. | 11/16/22 | 71-56 | W | 19-Ricky Council IV | 10-Trevon Brazile | 5-Anthony Black | 4-Anthony Black | 2-Trevon Brazile |
| vs Louisville | 11/21/22 | 80-54 | W | 26-Anthony Black | 6-Makhi Mitchell Makhel Mitchell | 6-Anthony Black | 4-Ricky Council IV | 2-Makhel Mitchell |
| vs Creighton | 11/22/22 | 87-90 | L | 26-Anthony Black | 6-Trevon Brazile Anthony Black | 6-Anthony Black | 2-Anthony Black Ricky Council IV | 3-Trevon Brazile |
| vs San Diego St. | 11/23/22 | 78-74 | WOT | 20-Trevon Brazile | 9-Trevon Brazile | 4-Ricky Council IV | 2-Trevon Brazile Kamani Johnson Ricky Council IV | 2-Makhel Mitchell |
| TROY | 11/28/22 | 74-61 | W | 27-Ricky Council IV | 9-Makhi Mitchell | 3-Anthony Black | 2-Anthony Black Jordan Walsh Trevon Brazile | 3-Makhi Mitchell |
| SAN JOSE ST. | 12/03/22 | 99-58 | W | 23-Trevon Brazile | 6-Jalen Graham | 6-Anthony Black | 3-Ricky Council IV | 2-Trevon Brazile |
| UNC GREENSBORO | 12/06/22 | 65-58 | W | 22-Nick Smith Jr. | 14-Makhi Mitchell | 3-Nick Smith Jr. | 3-Davonte Davis | 4-Makhi Mitchell |
| vs Oklahoma | 12/10/22 | 88-78 | W | 26-Ricky Council IV | 6-Makhi Mitchell | 5-Ricky Council IV Anthony Black | 2-Anthony Black Jordan Walsh | 2-Makhi Mitchell |
| vs Bradley | 12/17/22 | 76-57 | W | 18-Jordan Walsh | 7-Davonte Davis | 4-Anthony Black | 5-Davonte Davis | 2-Anthony Black |
| UNC ASHEVILLE | 12/21/22 | 85-51 | W | 16-Jalen Graham | 7-Kamani Johnson | 3-Anthony Black Makhi Mitchell Joseph Pinion Davonte Davis | 3-Makhi Mitchell Kamani Johnson | 3-Makhel Mitchell |
| at LSU | 12/28/22 | 57-60 | L | 16-Davonte Davis | 12-Makhi Mitchell | 4-Anthony Black | 3-Ricky Council IV | 3-Makhi Mitchell |
| MISSOURI | 01/04/23 | 74-68 | W | 25-Ricky Council IV | 8-Kamani Johnson | 5-Davonte Davis Anthony Black | 3-Davonte Davis | 2-Makhi Mitchell |
| at Auburn | 01/07/23 | 59-72 | L | 23-Anthony Black | 10-Jordan Walsh | 4-Anthony Black | 2-Kamani Johnson | 2-Makhi Mitchell |
| ALABAMA | 01/11/23 | 69-84 | L | 16-Davonte Davis Jalen Graham | 10-Davonte Davis | 3-Ricky Council IV Davonte Davis | 2-Davonte Davis | 2-Makhel Mitchell |
| at Vanderbilt | 01/14/23 | 84-97 | L | 24-Ricky Council IV | 8-Makhi Mitchell | 4-Davonte Davis | 2-Ricky Council IV | 2-Makhel Mitchell |
| at Missouri | 01/18/23 | 76-79 | L | 18-Davonte Davis | 9-Makhi Mitchell Davonte Davis | 7-Anthony Black | 3-Ricky Council IV | 1-Makhi Mitchell Anthony Black |
| OLE MISS | 01/21/23 | 69-57 | W | 17-Anthony Black | 7-Jordan Walsh | 8-Anthony Black | 5-Anthony Black | 2-Makhel Mitchell |
| LSU | 01/24/23 | 60-40 | W | 16-Davonte Davis | 8-Makhi Mitchell | 7-Ricky Council IV | 3-Anthony Black | 3-Makhi Mitchell |
| at Baylor | 01/28/23 | 64-67 | L | 25-Ricky Council IV | 9-Jalen Graham | 4-Davonte Davis Jalen Graham | 2-Jalen Graham | 3-Makhel Mitchell |
| TEXAS A&M | 01/31/23 | 81-70 | W | 19-Davonte Davis Ricky Council IV | 13-Makhel Mitchell | 7-Anthony Black | 2-Anthony Black | 7-Makhel Mitchell |
| at South Carolina | 02/04/23 | 65-63 | W | 16-Jalen Graham | 10-Jordan Walsh | 4-Anthony Black | 2-Davonte Davis | 2-Anthony Black |
| at Kentucky | 02/07/23 | 88-73 | W | 20-Ricky Council IV | 9-Makhi Mitchell | 7-Davonte Davis | 5-Anthony Black | 5-Makhel Mitchell |
| MISSISSIPPI ST. | 02/11/23 | 64-70 | L | 23-Anthony Black | 6-Davonte Davis Makhel Mitchell Ricky Council IV | 5-Anthony Black | 3-Anthony Black | 3-Makhel Mitchell |
| at Texas A&M | 02/15/23 | 56-62 | L | 14-Davonte Davis | 9-Makhi Mitchell | 8-Anthony Black | 2-Davonte Davis Anthony Black | 4-Makhel Mitchell |
| FLORIDA | 02/18/23 | 84-65 | W | 26-Jalen Graham | 10-Makhi Mitchell | 3-Anthony Black | 3-Anthony Black | 2-Jalen Graham Makhel Mitchell Makhi Mitchell |
| GEORGIA | 02/21/23 | 97-65 | W | 26-Nick Smith Jr. | 7-Jordan Walsh | 8-Anthony Black | 2-Ricky Council IV Jordan Walsh Anthony Black | 2-Jalen Graham |
| at Alabama | 02/25/23 | 83-86 | L | 24-Nick Smith Jr. | 8-Makhel Mitchell | 2-Anthony Black Makhi Mitchell | 3-Anthony Black Jordan Walsh | 3-Jalen Graham |
| at Tennessee | 02/28/23 | 57-75 | L | 13-Davonte Davis Anthony Black | 6-Davonte Davis | 2-Davonte Davis Nick Smith Jr. | 3-Davonte Davis | 2-Makhel Mitchell |
| KENTUCKY | 03/04/23 | 79-88 | L | 25-Nick Smith Jr. | 8-Anthony Black | 6-Nick Smith Jr. | 4-Nick Smith Jr. | 1-Nick Smith Jr. Jordan Walsh Anthony Black |
| vs Auburn | 03/09/23 | 76-73 | W | 19-Anthony Black | 10-Davonte Davis | 6-Anthony Black | 2-Ricky Council IV Anthony Black Nick Smith Jr. | 1-Jordan Walsh Ricky Council IV |
| vs Texas A&M | 03/10/23 | 61-67 | L | 16-Nick Smith Jr. | 6-Makhi Mitchell Davonte Davis | 4-Nick Smith Jr. | 3-Makhi Mitchell | 4-Makhi Mitchell Anthony Black |
| vs Illinois | 03/16/23 | 73-63 | W | 18-Ricky Council IV | 10-Ricky Council IV | 1-Anthony Black Davonte Davis Makhi Mitchell Jordan Walsh | 4-Davonte Davis | 2-Makhi Mitchell |
| vs Kansas | 03/18/23 | 72-71 | W | 25-Davonte Davis | 10-Kamani Johnson | 4-Ricky Council IV | 2-Makhi Mitchell Jordan Walsh | 1-Ricky Council IV Anthony Black Makhi Mitchell |
| vs UConn | 03/23/23 | 65-88 | L | 20-Anthony Black | 5-Kamani Johnson | 3-Kamani Johnson | 5-Anthony Black | 1-Ricky Council IV Jalen Graham |

| LED TEAM IN POINTS (including ties) | LED TEAM IN REBS (including ties) | LED TEAM IN ASSISTS (including ties) | LED TEAM IN STEALS (including ties) | LED TEAM IN BLKS (including ties) |
|--|--------------------------------------|---|--|--------------------------------------|
| Council 11 | Khi Mitchell 12 | Black 23 | Black 17 | Khel Mitchell 13 |
| Black 9 | Davis 7 | Davis 8 | Council 9 | Khi Mitchell 13 |
| Davis 8 | Brazile 5 | Council 6 | Davis 9 | Black 7 |
| Smith 5 | Khel Mitchell 4 | Smith 4 | Walsh 5 | Brazile 4 |
| Graham 4 | Walsh 4 | Khi Mitchell 3 | Khi Mitchell 5 | Graham 4 |
| Walsh 1 | Johnson 4 | Walsh 2 | Johnson 3 | Council 4 |
| Brazile 1 | Black 2 | Pinion 1 | Smith 2 | Walsh 2 |
| | Graham 2 | Graham 1 | Brazile 1 | Davis 1 |
| | Council 2 | Johnson 1 | Graham 1 | Smith 1 |

2022-23 RAZORBACK GAME-BY-GAME STATISTICS

| Opponent | Date | Score | W/L | • TOTAL • | | | • 3-PTRS • | | | FT | | | • REBOUNDS • | | | | PF | A | TO | Blk | Stl | Pts | Avg |
|-------------------|----------|-------|-----|-----------|------|------|------------|-----|------|-----|-----|------|--------------|-----|------|------|-----|-----|-----|-----|-----|------|------|
| | | | | FG | FGA | Pct | 3FG | FGA | Pct | FT | FTA | Pct | Off | Def | Tot | Avg | | | | | | | |
| NORTH DAKOTA ST. | 11/07/22 | 76-58 | W | 28 | 57 | .491 | 4 | 10 | .400 | 16 | 23 | .696 | 6 | 34 | 40 | 40.0 | 19 | 10 | 11 | 4 | 11 | 76 | 76.0 |
| FORDHAM | 11/11/22 | 74-48 | W | 30 | 65 | .462 | 2 | 16 | .125 | 12 | 18 | .667 | 16 | 22 | 38 | 39.0 | 19 | 17 | 13 | 4 | 13 | 74 | 75.0 |
| SOUTH DAKOTA ST. | 11/16/22 | 71-56 | W | 28 | 61 | .459 | 7 | 22 | .318 | 8 | 15 | .533 | 9 | 33 | 42 | 40.0 | 19 | 17 | 20 | 4 | 14 | 71 | 73.7 |
| vs Louisville | 11/21/22 | 80-54 | W | 29 | 51 | .569 | 8 | 22 | .364 | 14 | 19 | .737 | 6 | 22 | 28 | 37.0 | 23 | 20 | 16 | 3 | 10 | 80 | 75.2 |
| vs Creighton | 11/22/22 | 87-90 | L | 33 | 70 | .471 | 8 | 20 | .400 | 13 | 17 | .765 | 10 | 21 | 31 | 35.8 | 21 | 15 | 9 | 5 | 8 | 87 | 77.6 |
| vs San Diego St. | 11/23/22 | 78-74 | Wot | 24 | 60 | .400 | 3 | 17 | .176 | 27 | 38 | .711 | 10 | 30 | 40 | 36.5 | 20 | 8 | 16 | 3 | 9 | 78 | 77.7 |
| TROY | 11/28/22 | 74-61 | W | 27 | 51 | .529 | 3 | 11 | .273 | 17 | 23 | .739 | 10 | 23 | 33 | 36.0 | 12 | 4 | 15 | 5 | 8 | 74 | 77.1 |
| SAN JOSE ST. | 12/03/22 | 99-58 | W | 37 | 59 | .627 | 8 | 13 | .615 | 17 | 21 | .810 | 7 | 26 | 33 | 35.6 | 12 | 22 | 11 | 5 | 8 | 99 | 79.9 |
| UNC GREENSBORO | 12/06/22 | 65-58 | W | 18 | 54 | .333 | 3 | 18 | .167 | 26 | 33 | .788 | 8 | 39 | 47 | 36.9 | 14 | 9 | 12 | 9 | 6 | 65 | 78.2 |
| vs Oklahoma | 12/10/22 | 88-78 | W | 35 | 59 | .593 | 4 | 12 | .333 | 14 | 19 | .737 | 8 | 17 | 25 | 35.7 | 12 | 19 | 9 | 5 | 10 | 88 | 79.2 |
| vs Bradley | 12/17/22 | 76-57 | W | 25 | 51 | .490 | 4 | 11 | .364 | 22 | 31 | .710 | 7 | 19 | 26 | 34.8 | 19 | 13 | 11 | 5 | 16 | 76 | 78.9 |
| UNC ASHEVILLE | 12/21/22 | 85-51 | W | 32 | 60 | .533 | 5 | 13 | .385 | 16 | 22 | .727 | 11 | 25 | 36 | 34.9 | 19 | 20 | 10 | 6 | 15 | 85 | 79.4 |
| at LSU | 12/28/22 | 57-60 | L | 24 | 65 | .369 | 4 | 25 | .160 | 5 | 10 | .500 | 13 | 31 | 44 | 35.6 | 14 | 7 | 10 | 5 | 8 | 57 | 77.7 |
| MISSOURI | 01/04/23 | 74-68 | W | 26 | 54 | .481 | 6 | 21 | .286 | 16 | 23 | .696 | 15 | 25 | 40 | 35.9 | 19 | 13 | 17 | 4 | 7 | 74 | 77.4 |
| at Auburn | 01/07/23 | 59-72 | L | 19 | 56 | .339 | 2 | 16 | .125 | 19 | 32 | .594 | 17 | 28 | 45 | 36.5 | 21 | 9 | 14 | 5 | 4 | 59 | 76.2 |
| ALABAMA | 01/11/23 | 69-84 | L | 26 | 61 | .426 | 2 | 10 | .200 | 15 | 23 | .652 | 10 | 27 | 37 | 36.6 | 23 | 9 | 15 | 4 | 6 | 69 | 75.8 |
| at Vanderbilt | 01/14/23 | 84-97 | L | 31 | 63 | .492 | 7 | 18 | .389 | 15 | 24 | .625 | 15 | 16 | 31 | 36.2 | 30 | 11 | 11 | 6 | 3 | 84 | 76.2 |
| at Missouri | 01/18/23 | 76-79 | L | 23 | 50 | .460 | 7 | 17 | .412 | 23 | 26 | .885 | 13 | 29 | 42 | 36.6 | 33 | 12 | 21 | 2 | 6 | 76 | 76.2 |
| OLE MISS | 01/21/23 | 69-57 | W | 26 | 57 | .456 | 8 | 20 | .400 | 9 | 17 | .529 | 8 | 23 | 31 | 36.3 | 16 | 14 | 11 | 4 | 12 | 69 | 75.8 |
| LSU | 01/24/23 | 60-40 | W | 23 | 51 | .451 | 5 | 13 | .385 | 9 | 12 | .750 | 7 | 29 | 36 | 36.2 | 12 | 15 | 12 | 5 | 7 | 60 | 75.1 |
| at Baylor | 01/28/23 | 64-67 | L | 27 | 53 | .509 | 4 | 14 | .286 | 6 | 11 | .545 | 10 | 25 | 35 | 36.2 | 23 | 16 | 15 | 6 | 4 | 64 | 74.5 |
| TEXAS A&M | 01/31/23 | 81-70 | W | 28 | 56 | .500 | 6 | 18 | .333 | 19 | 28 | .679 | 13 | 27 | 40 | 36.4 | 19 | 16 | 17 | 13 | 7 | 81 | 74.8 |
| at South Carolina | 02/04/23 | 65-63 | W | 26 | 55 | .473 | 4 | 15 | .267 | 9 | 13 | .692 | 10 | 22 | 32 | 36.2 | 14 | 11 | 11 | 5 | 3 | 65 | 74.4 |
| at Kentucky | 02/07/23 | 88-73 | W | 32 | 51 | .627 | 4 | 9 | .444 | 20 | 24 | .833 | 6 | 20 | 26 | 35.8 | 18 | 19 | 11 | 7 | 10 | 88 | 75.0 |
| MISSISSIPPI ST. | 02/11/23 | 64-70 | L | 21 | 48 | .438 | 4 | 18 | .222 | 18 | 26 | .692 | 7 | 23 | 30 | 35.5 | 16 | 12 | 13 | 7 | 8 | 64 | 74.5 |
| at Texas A&M | 02/15/23 | 56-62 | L | 22 | 50 | .440 | 5 | 16 | .313 | 7 | 14 | .500 | 5 | 28 | 33 | 35.5 | 23 | 17 | 13 | 6 | 4 | 56 | 73.8 |
| FLORIDA | 02/18/23 | 84-65 | W | 34 | 59 | .576 | 2 | 10 | .200 | 14 | 17 | .824 | 9 | 31 | 40 | 35.6 | 12 | 8 | 13 | 6 | 8 | 84 | 74.2 |
| GEORGIA | 02/21/23 | 97-65 | W | 37 | 58 | .638 | 11 | 20 | .550 | 12 | 22 | .545 | 4 | 29 | 33 | 35.5 | 18 | 26 | 5 | 4 | 7 | 97 | 75.0 |
| at Alabama | 02/25/23 | 83-86 | L | 29 | 70 | .414 | 5 | 10 | .500 | 20 | 29 | .690 | 13 | 24 | 37 | 35.6 | 25 | 6 | 11 | 6 | 12 | 83 | 75.3 |
| at Tennessee | 02/28/23 | 57-75 | L | 18 | 49 | .367 | 8 | 22 | .364 | 13 | 22 | .591 | 9 | 23 | 32 | 35.5 | 21 | 8 | 16 | 4 | 7 | 57 | 74.7 |
| KENTUCKY | 03/04/23 | 79-88 | L | 25 | 70 | .357 | 7 | 22 | .318 | 22 | 34 | .647 | 17 | 18 | 35 | 35.5 | 26 | 14 | 6 | 3 | 9 | 79 | 74.8 |
| vs Auburn | 03/09/23 | 76-73 | W | 28 | 50 | .560 | 3 | 11 | .273 | 17 | 23 | .739 | 13 | 24 | 37 | 35.5 | 19 | 15 | 19 | 2 | 8 | 76 | 74.8 |
| vs Texas A&M | 03/10/23 | 61-67 | L | 22 | 54 | .407 | 5 | 20 | .250 | 12 | 19 | .632 | 8 | 18 | 26 | 35.2 | 20 | 11 | 12 | 11 | 9 | 61 | 74.4 |
| vs Illinois | 03/16/23 | 73-63 | W | 24 | 63 | .381 | 3 | 11 | .273 | 22 | 29 | .759 | 11 | 32 | 43 | 35.4 | 19 | 4 | 11 | 4 | 12 | 73 | 74.4 |
| vs Kansas | 03/18/23 | 72-71 | W | 24 | 58 | .414 | 3 | 15 | .200 | 21 | 26 | .808 | 15 | 21 | 36 | 35.5 | 25 | 8 | 11 | 3 | 5 | 72 | 74.3 |
| vs UConn | 03/23/23 | 65-88 | L | 20 | 63 | .317 | 5 | 16 | .313 | 20 | 27 | .741 | 16 | 15 | 31 | 35.3 | 19 | 7 | 10 | 2 | 8 | 65 | 74.1 |
| Arkansas | | 2666 | | 961 | 2063 | .466 | 179 | 572 | .313 | 565 | 810 | .698 | 373 | 899 | 1272 | 35.3 | 694 | 462 | 458 | 182 | 302 | 2666 | 74.1 |
| Opponents | | 2446 | | 847 | 1996 | .424 | 189 | 608 | .311 | 563 | 788 | .714 | 348 | 841 | 1189 | 33.0 | 681 | 382 | 519 | 103 | 241 | 2446 | 67.9 |

Games played: 36
Points/game: 74.1
FG Pct: 46.6
3FG Pct: 31.3
FT Pct: 69.8

Rebounds/game: 35.3
Assists/game: 12.8
Turnovers/game: 12.7
Assist/turnover ratio: 1.0
Steals/game: 8.4
Blocks/game: 5.1

2022-23 OPPONENT GAME-BY-GAME STATISTICS

| Opponent | Date | Score | W/L | • TOTAL • | | | • 3-PTRS • | | | FT | | | • REBOUNDS • | | | | PF | A | TO | Blk | Stl | Pts | Avg |
|-------------------|----------|-------|-----|-----------|------|------|------------|-----|------|-----|-----|------|--------------|-----|------|------|-----|-----|-----|-----|-----|------|------|
| | | | | FG | FGA | Pct | 3FG | FGA | Pct | FT | FTA | Pct | Off | Def | Tot | Avg | | | | | | | |
| NORTH DAKOTA ST. | 11/07/22 | 76-58 | W | 19 | 56 | .339 | 5 | 21 | .238 | 15 | 23 | .652 | 7 | 28 | 35 | 35.0 | 16 | 7 | 14 | 2 | 5 | 58 | 58.0 |
| FORDHAM | 11/11/22 | 74-48 | W | 17 | 45 | .378 | 4 | 17 | .235 | 10 | 17 | .588 | 9 | 20 | 29 | 32.0 | 17 | 7 | 30 | 0 | 4 | 48 | 53.0 |
| SOUTH DAKOTA ST. | 11/16/22 | 71-56 | W | 18 | 56 | .321 | 3 | 16 | .188 | 17 | 20 | .850 | 6 | 26 | 32 | 32.0 | 14 | 9 | 20 | 2 | 8 | 56 | 54.0 |
| vs Louisville | 11/21/22 | 80-54 | W | 16 | 44 | .364 | 4 | 12 | .333 | 18 | 25 | .720 | 7 | 17 | 24 | 30.0 | 16 | 4 | 22 | 1 | 4 | 54 | 54.0 |
| vs Creighton | 11/22/22 | 87-90 | L | 31 | 53 | .585 | 7 | 14 | .500 | 21 | 29 | .724 | 5 | 30 | 35 | 31.0 | 16 | 17 | 17 | 3 | 5 | 90 | 61.2 |
| vs San Diego St. | 11/23/22 | 78-74 | Wot | 27 | 62 | .435 | 2 | 18 | .111 | 18 | 23 | .783 | 7 | 27 | 34 | 31.5 | 23 | 8 | 15 | 2 | 9 | 74 | 63.3 |
| TROY | 11/28/22 | 74-61 | W | 24 | 56 | .429 | 9 | 28 | .321 | 4 | 8 | .500 | 10 | 16 | 26 | 30.7 | 19 | 10 | 18 | 3 | 6 | 61 | 63.0 |
| SAN JOSE ST. | 12/03/22 | 99-58 | W | 23 | 57 | .404 | 6 | 19 | .316 | 6 | 11 | .545 | 11 | 18 | 29 | 30.5 | 19 | 8 | 18 | 3 | 6 | 58 | 62.4 |
| UNC GREENSBORO | 12/06/22 | 65-58 | W | 21 | 67 | .313 | 9 | 28 | .321 | 7 | 11 | .636 | 8 | 31 | 39 | 31.4 | 26 | 13 | 9 | 3 | 8 | 58 | 61.9 |
| vs Oklahoma | 12/10/22 | 88-78 | W | 32 | 56 | .571 | 7 | 15 | .467 | 7 | 9 | .778 | 7 | 20 | 27 | 31.0 | 17 | 15 | 15 | 1 | 5 | 78 | 63.5 |
| vs Bradley | 12/17/22 | 76-57 | W | 18 | 45 | .400 | 4 | 15 | .267 | 17 | 21 | .810 | 8 | 24 | 32 | 31.1 | 22 | 8 | 27 | 2 | 8 | 57 | 62.9 |
| UNC ASHEVILLE | 12/21/22 | 85-51 | W | 20 | 50 | .400 | 2 | 12 | .167 | 9 | 18 | .500 | 9 | 19 | 28 | 30.8 | 17 | 9 | 20 | 4 | 3 | 51 | 61.9 |
| at LSU | 12/28/22 | 57-60 | L | 25 | 62 | .403 | 4 | 17 | .235 | 6 | 12 | .500 | 9 | 30 | 39 | 31.5 | 13 | 9 | 10 | 3 | 6 | 60 | 61.8 |
| MISSOURI | 01/04/23 | 74-68 | W | 24 | 54 | .444 | 6 | 19 | .316 | 14 | 21 | .667 | 9 | 14 | 23 | 30.9 | 23 | 12 | 10 | 2 | 7 | 68 | 62.2 |
| at Auburn | 01/07/23 | 59-72 | L | 24 | 55 | .436 | 7 | 21 | .333 | 17 | 22 | .773 | 7 | 25 | 32 | 30.9 | 20 | 13 | 8 | 7 | 8 | 72 | 62.9 |
| ALABAMA | 01/11/23 | 69-84 | L | 25 | 54 | .463 | 9 | 20 | .450 | 25 | 36 | .694 | 8 | 29 | 37 | 31.3 | 22 | 11 | 13 | 5 | 8 | 84 | 64.2 |
| at Vanderbilt | 01/14/23 | 84-97 | L | 29 | 56 | .518 | 10 | 18 | .556 | 29 | 36 | .806 | 15 | 23 | 38 | 31.7 | 20 | 10 | 9 | 5 | 5 | 97 | 66.1 |
| at Missouri | 01/18/23 | 76-79 | L | 22 | 49 | .449 | 5 | 20 | .250 | 30 | 40 | .750 | 7 | 16 | 23 | 31.2 | 23 | 8 | 12 | 2 | 13 | 79 | 66.8 |
| OLE MISS | 01/21/23 | 69-57 | W | 23 | 52 | .442 | 5 | 13 | .385 | 6 | 13 | .462 | 7 | 23 | 30 | 31.2 | 17 | 12 | 17 | 6 | 6 | 57 | 66.3 |
| LSU | 01/24/23 | 60-40 | W | 14 | 54 | .259 | 1 | 9 | .111 | 11 | 16 | .688 | 14 | 21 | 35 | 31.4 | 15 | 6 | 15 | 3 | 5 | 40 | 65.0 |
| at Baylor | 01/28/23 | 64-67 | L | 20 | 59 | .339 | 6 | 18 | .333 | 21 | 24 | .875 | 15 | 20 | 35 | 31.5 | 19 | 5 | 8 | 1 | 7 | 67 | 65.1 |
| TEXAS A&M | 01/31/23 | 81-70 | W | 26 | 76 | .342 | 4 | 12 | .333 | 14 | 24 | .583 | 24 | 22 | 46 | 32.2 | 23 | 12 | 8 | 2 | 10 | 70 | 65.3 |
| at South Carolina | 02/04/23 | 65-63 | W | 24 | 58 | .414 | 7 | 19 | .368 | 8 | 14 | .571 | 13 | 21 | 34 | 32.3 | 13 | 12 | 10 | 3 | 6 | 63 | 65.2 |
| at Kentucky | 02/07/23 | 88-73 | W | 29 | 62 | .468 | 4 | 13 | .308 | 11 | 18 | .611 | 14 | 17 | 31 | 32.2 | 17 | 11 | 15 | 3 | 6 | 73 | 65.5 |
| MISSISSIPPI ST. | 02/11/23 | 64-70 | L | 27 | 57 | .474 | 6 | 10 | .600 | 10 | 16 | .625 | 11 | 23 | 34 | 32.3 | 21 | 15 | 12 | 2 | 5 | 70 | 65.7 |
| at Texas A&M | 02/15/23 | 56-62 | L | 19 | 54 | .352 | 6 | 12 | .500 | 18 | 22 | .818 | 9 | 27 | 36 | 32.4 | 20 | 9 | 9 | 4 | 5 | 62 | 65.6 |
| FLORIDA | 02/18/23 | 84-65 | W | 22 | 59 | .373 | 4 | 21 | .190 | 17 | 21 | .810 | 8 | 17 | 25 | 32.1 | 16 | 9 | 12 | 2 | 9 | 65 | 65.6 |
| GEORGIA | 02/21/23 | 97-65 | W | 19 | 52 | .365 | 6 | 18 | .333 | 21 | 27 | .778 | 7 | 22 | 29 | 32.0 | 19 | 6 | 13 | 1 | 3 | 65 | 65.5 |
| at Alabama | 02/25/23 | 83-86 | L | 29 | 64 | .453 | 3 | 22 | .136 | 25 | 30 | .833 | 14 | 34 | 48 | 32.6 | 21 | 13 | 17 | 4 | 6 | 86 | 66.2 |
| at Tennessee | 02/28/23 | 57-75 | L | 27 | 54 | .500 | 4 | 16 | .250 | 17 | 25 | .680 | 10 | 25 | 35 | 32.7 | 16 | 18 | 10 | 2 | 11 | 75 | 66.5 |
| KENTUCKY | 03/04/23 | 79-88 | L | 29 | 54 | .537 | 4 | 14 | .286 | 26 | 33 | .788 | 10 | 31 | 41 | 32.9 | 26 | 14 | 15 | 4 | 5 | 88 | 67.2 |
| vs Auburn | 03/09/23 | 76-73 | W | 25 | 51 | .490 | 5 | 16 | .313 | 18 | 27 | .667 | 6 | 13 | 19 | 32.5 | 18 | 13 | 10 | 2 | 12 | 73 | 67.4 |
| vs Texas A&M | 03/10/23 | 61-67 | L | 24 | 57 | .421 | 1 | 10 | .100 | 18 | 24 | .750 | 17 | 26 | 43 | 32.8 | 16 | 8 | 15 | 2 | 5 | 67 | 67.4 |
| vs Illinois | 03/16/23 | 73-63 | W | 20 | 52 | .385 | 6 | 22 | .273 | 17 | 26 | .654 | 3 | 31 | 34 | 32.9 | 19 | 10 | 17 | 5 | 10 | 63 | 67.3 |
| vs Kansas | 03/18/23 | 72-71 | W | 24 | 50 | .480 | 5 | 13 | .385 | 18 | 25 | .720 | 7 | 22 | 29 | 32.7 | 23 | 9 | 12 | 4 | 5 | 71 | 67.4 |
| vs UConn | 03/23/23 | 65-88 | L | 31 | 54 | .574 | 9 | 20 | .450 | 17 | 21 | .810 | 11 | 32 | 43 | 33.0 | 19 | 22 | 17 | 3 | 7 | 88 | 67.9 |
| Opponents | | 2446 | | 847 | 1996 | .424 | 189 | 608 | .311 | 563 | 788 | .714 | 348 | 841 | 1189 | 33.0 | 681 | 382 | 519 | 103 | 241 | 2446 | 67.9 |
| Arkansas | | 2666 | | 961 | 2063 | .466 | 179 | 572 | .313 | 565 | 810 | .698 | 373 | 899 | 1272 | 35.3 | 694 | 462 | 458 | 182 | 302 | 2666 | 74.1 |

Games played: 36

Points/game: 67.9

FG Pct: 42.4

3FG Pct: 31.1

FT Pct: 71.4

Rebounds/game: 33.0

Assists/game: 10.6

Turnovers/game: 14.4

Assist/turnover ratio: 0.7

Steals/game: 6.7

Blocks/game: 2.9

ARKANSAS RAZORBACKS

2022-23 GAME-BY-GAME POINTS-ASSISTS-REBOUNDS

| Opponent | Date | Score | WL | 0 | 1 | 2 | 3 | 4 | 5 | 11 | 12 | 13 | 15 | 20 | 21 | 22 | 23 | 45 |
|---------------|----------|-------|-----|--------|---------|---------|---------|---------|--------|--------|---------|--------|----------|---------|----------|----------|-------|-------|
| | | | | Black | Council | Brazile | Smith | Davis | Pinion | Graham | Dunning | Walsh | Mitchell | Johnson | Arbogast | Mitchell | Ford | Blake |
| N. DAK ST | 11/07/22 | 74-61 | W | 3-7-3 | 22-3-2 | 21-12-1 | DNP-inj | 18-6-0 | 0-0-0 | DNP | 0-0-0 | 4-2-3 | 8-4-1 | 0-0-0 | DNP | DNP | 0-1-0 | DNP |
| FORD | 11/11/22 | 74-48 | W | 10-6-0 | 15-4-7 | 8-8-1 | DNP-Inj | 7-3-5 | 2-0-0 | 10-4-1 | 0-0-0 | 12-4-1 | 8-4-2 | 0-1-0 | 0-0-0 | 0-0-0 | 2-0-0 | 0-1-0 |
| S. DAK ST | 11/16/22 | 71-56 | W | 5-5-5 | 19-2-2 | 13-10-2 | DNP-Inj | 13-2-3 | 2-0-0 | 2-6-0 | 0-0-0 | 10-1-1 | 5-4-3 | 2-4-0 | 0-0-0 | 0-3-1 | 0-3-0 | 0-1-0 |
| vs LOU | 11/21/22 | 80-54 | W | 26-3-6 | 15-3-3 | 1-2-0 | DNP-Inj | 2-0-5 | 2-2-0 | 8-1-0 | 0-0-0 | 7-2-2 | 5-6-1 | DNP | 0-0-0 | 12-6-3 | 2-0-0 | 0-0-0 |
| vs CU | 11/22/22 | 87-90 | L | 26-6-6 | 24-3-3 | 17-6-2 | DNP-Inj | 9-3-2 | 0-0-0 | DNP | DNP | 5-3-2 | 2-1-0 | DNP | DNP | 4-3-0 | DNP | DNP |
| vs S DIEGO ST | 11/23/22 | 78-74 | WOT | 15-5-1 | 19-3-4 | 20-9-0 | DNP-Inj | 2-2-1 | DNP | 0-0-0 | 0-0-0 | 7-5-2 | 2-3-0 | 7-7-0 | DNP | 6-3-0 | DNP | DNP |
| TROY | 11/28/22 | 74-61 | W | 14-8-3 | 27-3-0 | 3-0-1 | 0-1-0 | DNP | 0-1-0 | DNP | 0-0-0 | 6-4-0 | 14-9-0 | 8-3-0 | DNP | 2-2-0 | DNP | DNP |
| SJSU | 12/03/22 | 99-58 | W | 8-4-6 | 17-3-1 | 23-5-2 | 16-1-5 | 0-1-3 | 5-2-0 | 11-6-1 | 0-1-1 | 6-3-0 | 8-4-0 | 0-0-0 | 3-0-0 | 0-1-0 | 2-0-3 | 0-0-0 |
| UNCG | 12/06/22 | 65-58 | W | 11-5-2 | 8-3-2 | 0-2-0 | 22-4-3 | 10-10-0 | DNP | 0-1-0 | DNP | 0-0-1 | 13-14-1 | 1-5-0 | DNP | DNP | 0-0-0 | DNP |
| vs OU | 12/10/22 | 88-78 | W | 8-4-5 | 26-2-5 | DNP-Inj | 21-2-1 | 5-2-2 | DNP | 1-1-0 | DNP | 12-3-1 | 10-6-4 | 5-5-1 | DNP | DNP | DNP | DNP |
| vs BRAD | 12/17/22 | 76-57 | W | 15-3-4 | 16-2-2 | DNP-Inj | 5-1-0 | 7-7-3 | 0-1-0 | 6-2-1 | 1-1-0 | 18-3-1 | 6-3-2 | 2-2-0 | 0-0-0 | 0-0-0 | 0-0-0 | 0-0-0 |
| AVL | 12/21/22 | 85-51 | W | 10-3-3 | 12-2-2 | DNP-Inj | DNP-Inj | 9-2-3 | 10-1-3 | 16-3-1 | 0-0-0 | 4-4-1 | 9-1-3 | 7-7-2 | 0-1-0 | 6-3-0 | 2-3-2 | 0-2-0 |
| at LSU | 12/28/22 | 57-60 | L | 7-8-4 | 13-6-0 | DNP-Inj | DNP-Inj | 16-6-2 | 0-0-0 | 0-1-0 | DNP | 13-9-0 | 8-12-1 | 0-0-0 | DNP | DNP | DNP | DNP |
| MIZ | 01/04/23 | 74-68 | W | 6-2-5 | 25-7-1 | DNP-Inj | DNP-Inj | 10-5-5 | 13-1-0 | 0-0-0 | DNP | 6-7-2 | 8-7-0 | 5-8-0 | DNP | 1-0-0 | DNP | DNP |
| at AUB | 01/07/23 | 59-72 | L | 23-7-4 | 14-2-1 | DNP-Inj | DNP-Inj | 2-2-2 | 0-1-0 | 5-6-0 | 0-0-0 | 6-10-2 | 6-7-0 | 1-5-0 | DNP | 2-2-0 | 0-0-0 | DNP |
| BAMA | 01/11/23 | 69-84 | L | 5-5-1 | 15-2-3 | DNP-Inj | DNP-Inj | 16-10-3 | 0-0-0 | 16-5-1 | DNP | 2-2-0 | 10-5-1 | 0-0-0 | DNP | 5-4-0 | 0-0-0 | DNP |
| at VANDY | 01/14/23 | 84-97 | L | 18-6-3 | 24-3-1 | DNP-Inj | DNP-Inj | 17-3-4 | 6-0-0 | 0-0-0 | 0-0-0 | 0-2-2 | 11-8-0 | 0-1-0 | DNP | 8-2-1 | 0-0-0 | DNP |
| at MIZ | 01/18/23 | 76-79 | L | 15-8-7 | 13-3-1 | DNP-Inj | DNP-Inj | 18-9-3 | 0-0-0 | 0-0-0 | DNP | 12-2-0 | 7-9-1 | 7-7-0 | DNP | DNP | 4-0-0 | DNP |
| OM | 01/21/23 | 69-57 | W | 17-3-8 | 2-1-0 | DNP-Inj | DNP-Inj | 16-5-4 | 13-5-0 | DNP | 0-0-0 | 13-7-0 | 4-2-1 | 0-0-0 | DNP | 4-5-1 | 0-0-0 | DNP |
| LSU | 01/24/23 | 60-40 | W | 14-7-3 | 10-6-7 | DNP-Inj | DNP-Inj | 16-7-3 | 0-0-0 | 6-3-0 | DNP | 4-1-0 | 10-8-1 | 0-1-1 | DNP | DNP-Inj | DNP | DNP |
| at BAYLOR | 01/28/23 | 64-67 | L | 7-6-3 | 25-1-2 | DNP-Inj | DNP-Inj | 16-2-4 | 0-1-0 | 4-9-4 | 0-0-0 | 4-1-0 | 4-4-1 | 0-1-0 | DNP | 4-7-2 | DNP | DNP |
| TA&M | 01/31/23 | 81-70 | W | 11-5-7 | 19-6-4 | DNP-Inj | DNP-Inj | 19-1-4 | DNP | 5-0-0 | DNP | 12-7-1 | 6-5-0 | DNP | DNP | 9-13-0 | DNP | DNP |
| at USC | 02/04/23 | 65-63 | W | 13-6-4 | 10-3-3 | DNP-Inj | DNP-Inj | 15-4-2 | DNP | 16-2-1 | DNP | 4-10-1 | 2-2-0 | 0-0-0 | DNP | 5-4-0 | DNP | DNP |
| at UK | 02/07/23 | 88-73 | W | 19-4-5 | 20-3-4 | DNP-Inj | DNP-Inj | 15-3-7 | 0-0-0 | 2-0-1 | DNP | 13-1-0 | 4-9-2 | DNP | DNP | 15-4-0 | 0-0-0 | DNP |
| MSU | 02/11/23 | 64-70 | L | 23-5-5 | 13-6-3 | DNP-Inj | 5-1-1 | 7-6-2 | DNP | 2-1-0 | DNP | 2-2-1 | 6-4-0 | DNP | DNP | 6-6-0 | DNP | DNP |
| at TA&M | 02/15/23 | 56-62 | L | 9-3-8 | 6-5-4 | DNP-Inj | 0-0-0 | 14-3-3 | DNP | 4-0-0 | DNP | 8-5-1 | 11-9-1 | 0-0-0 | DNP | 4-4-0 | DNP | DNP |
| UF | 02/18/23 | 84-65 | W | 14-5-3 | 15-7-1 | DNP-Inj | 10-1-1 | 0-1-1 | 0-0-0 | 26-7-1 | 0-0-0 | 5-2-0 | 10-10-1 | DNP-Inj | 0-0-0 | 4-4-0 | 0-0-0 | 0-0-0 |
| UGA | 02/21/23 | 97-65 | W | 10-4-8 | 22-3-4 | DNP-Inj | 26-1-2 | 4-1-3 | 6-0-0 | 8-5-2 | 0-0-0 | 9-7-0 | 7-5-4 | DNP-Inj | 0-0-0 | 2-4-1 | 0-2-2 | 3-0-0 |
| at BAMA | 02/25/23 | 83-86 | L | 7-2-2 | 20-1-0 | DNP-Inj | 24-6-1 | 21-5-0 | 0-0-0 | 2-2-0 | DNP | 4-7-1 | 0-2-2 | DNP-Inj | DNP | 5-8-0 | 0-0-0 | DNP |
| at UT | 02/28/23 | 57-75 | L | 13-5-1 | 11-4-1 | DNP-Inj | 12-0-2 | 13-6-2 | 3-0-0 | 0-0-0 | DNP | 1-4-1 | 2-3-1 | 0-3-0 | DNP | 0-0-0 | 2-0-0 | DNP |
| UK | 03/04/23 | 79-88 | L | 14-8-4 | 16-4-1 | DNP-Inj | 25-3-6 | 8-2-0 | 0-0-0 | 2-0-0 | DNP | 10-7-2 | 2-1-1 | 2-3-0 | DNP | 0-5-0 | 0-0-0 | DNP |
| vs AUB | 03/09/23 | 76-73 | W | 19-6-6 | 7-2-0 | DNP-Inj | 14-3-2 | 7-10-3 | DNP | 2-0-0 | DNP | 11-4-2 | 12-6-2 | 4-3-0 | DNP | 0-1-0 | DNP | DNP |
| vs TA&M | 03/10/23 | 61-67 | L | 9-4-2 | 5-3-1 | DNP-Inj | 16-1-4 | 5-6-1 | DNP | DNP | DNP | 7-3-1 | 15-6-1 | DNP | DNP | 4-2-1 | DNP | DNP |
| vs ILLINI | 03/16/23 | 73-63 | W | 12-6-1 | 18-10-0 | DNP-Inj | 6-0-0 | 16-6-1 | DNP | 0-1-0 | DNP | 6-4-1 | 9-7-1 | 5-5-0 | DNP | 1-0-0 | DNP | DNP |
| vs KU | 03/18/23 | 72-71 | W | 4-4-2 | 21-6-4 | DNP-Inj | 0-1-1 | 25-8-1 | 0-0-0 | 2-0-0 | DNP | 10-3-0 | 6-2-0 | 4-10-0 | DNP | 0-0-0 | 0-0-0 | DNP |
| vs UCONN | 03/23/23 | 65-88 | L | 20-4-1 | 17-3-2 | DNP-Inj | 11-2-0 | 3-4-0 | 0-1-0 | 5-4-0 | 4-1-0 | 2-0-0 | 2-0-0 | 0-5-3 | 0-0-0 | 0-0-0 | 1-1-1 | 0-0-0 |

ARKANSAS RAZORBACKS

2022-23 STARTING LINEUPS

| Date | Opponent | 1st SUB(S) | Outcome | RECORD BY LINEUP: | RECORD BY STARTER |
|---------|---------------|--|----------|--|-----------------------|
| Nov. 7 | N. DAK ST | Black Davis Council Johnson Khi Mitchell Brazile | W, 76-58 | Black Davis Council Johnson Khi Mitchell 1-1 | Black 36 22-14 |
| Nov. 11 | FORDHAM | Black Davis Council Walsh Khi Mitchell Brazile | W, 74-48 | Black Davis Council Walsh Khi Mitchell 8-3 | Khi Mitchell 31 18-13 |
| Nov. 16 | S. DAK ST | Black Davis Council Walsh Khi Mitchell Brazile | W, 71-56 | Black Dunning Council Walsh Khi Mitchell 1-0 | Davis 31 17-14 |
| Nov. 21 | vs LOU | Black Davis Council Walsh Khi Mitchell Brazile | W, 80-54 | Black Smith Council Walsh Khi Mitchell 4-0 | Council 29 20-9 |
| Nov. 22 | vs CU | Black Davis Council Walsh Khi Mitchell Brazile | L, 87-90 | Black Davis Walsh Khel Mitchell Khi Mitchell 0-1 | Walsh 22 15-7 |
| Nov. 23 | vs S DIEGO ST | Black Davis Council Walsh Khi Mitchell Brazile (ot) | W, 78-74 | Black Davis Council Khel Mitchell Khi Mitchell 3-3 | Smith 14 9-5 |
| Nov. 28 | TROY | Black Dunning Council Walsh Khi Mitchell Brazile | W, 74-61 | Black Davis Council Walsh Johnson 1-0 | Khel Mitchell 9 3-6 |
| Dec. 3 | SJSU | Black Smith Council Walsh Khi Mitchell Brazile | W, 99-58 | Black Smith Davis Walsh Khi Mitchell 2-2 | Johnson 7 5-2 |
| Dec. 6 | UNCG | Black Smith Council Walsh Khi Mitchell Brazile | W, 65-58 | Black Smith Davis Khel Mitchell Khi Mitchell 0-1 | Dunning 1 1-0 |
| Dec. 10 | vs OU | Black Smith Council Walsh Khi Mitchell Davis/Graham | W, 88-78 | Black Smith Davis Council Johnson 3-1 | |
| Dec. 17 | vs BRAD | Black Smith Council Walsh Khi Mitchell Johnson/Davis | W, 76-57 | Black Smith Davis Khel Mitchell Khi Mitchell 0-1 | |
| Dec. 21 | vs UNCA | Black Davis Council Walsh Khi Mitchell Johnson | W, 85-51 | | |
| Dec. 28 | at LSU | Black Davis Council Walsh Khi Mitchell Johnson | L, 57-60 | | |
| Jan. 4 | MIZZOU | Black Davis Council Walsh Khi Mitchell Johnson | W, 74-68 | | |
| Jan. 7 | at AUB | Black Davis Council Walsh Khi Mitchell Johnson | L, 59-72 | | |
| Jan. 11 | BAMA | Black Davis Council Walsh Khel Mitchell Khi Mitchell | L, 69-84 | | |
| Jan. 14 | at VANDY | Black Davis Council Khel Mitchell Khi Mitchell Johnson | L, 84-97 | | |
| Jan. 18 | at MIZZOU | Black Davis Council Johnson Khi Mitchell Walsh | L, 76-79 | | |
| Jan. 21 | OLE MISS | Black Davis Council Walsh Johnson Ford/Khel Mitchell | W, 69-57 | | |
| Jan. 24 | LSU | Black Davis Council Walsh Khi Mitchell Kamani | W, 60-40 | | |
| Jan. 28 | at BAYLOR | Black Davis Council Walsh Khi Mitchell Kamani | L, 64-67 | | |
| Jan. 31 | TX A&M | Black Davis Council Khel Mitchell Khi Mitchell Graham | W, 81-70 | | |
| Feb. 4 | at USC | Black Davis Council Khel Mitchell Khi Mitchell Walsh | W, 65-63 | | |
| Feb. 7 | at UK | Black Davis Council Khel Mitchell Khi Mitchell Walsh | W, 88-73 | | |
| Feb. 11 | MISS ST | Black Davis Council Khel Mitchell Khi Mitchell Walsh | L, 64-70 | | |
| Feb. 15 | at TX A&M | Black Davis Council Khel Mitchell Khi Mitchell Walsh | L, 56-65 | | |
| Feb. 18 | FLORIDA | Black Smith Davis Walsh Khi Mitchell Council | W, 84-65 | | |
| Feb. 21 | GEORGIA | Black Smith Davis Walsh Khi Mitchell Council | W, 97-65 | | |
| Feb. 25 | at BAMA | Black Smith Davis Walsh Khi Mitchell Council | L, 83-86 | | |
| Feb. 28 | at TENN | Black Smith Davis Walsh Khi Mitchell Council | L, 57-75 | | |
| Mar. 4 | KENTUCKY | Black Smith Davis Khel Mitchell Khi Mitchell Walsh | L, 79-88 | | |
| Mar. 9 | vs AUB | Black Smith Davis Council Johnson Khi Mitchell | W, 76-73 | | |
| Mar. 10 | vs TX A&M | Black Smith Davis Khel Mitchell Khi Mitchell Council | L, 61-67 | | |
| Mar. 16 | vs ILLINOIS | Black Smith Davis Council Johnson Khi Mitchell | W, 73-63 | | |
| Mar. 18 | vs KANSAS | Black Smith Davis Council Johnson Walsh | W, 72-71 | | |
| Mar. 23 | vs UCONN | Black Smith Davis Council Johnson Walsh | L, 65-88 | | |

ARKANSAS RAZORBACKS

2022-23 SPECIALTY STATS (ARKANSAS/OPPONENT)

| Opponent | Pts Off TO | Pts In Paint | 2nd Chance | Fast Break | Bench | Ties | Lead Chng | Ark Largest Lead | Best Ark Run | Opp Largest Lead | Best Opp Run | Ark Led | Opp Led | Gm Tied |
|--------------------|------------|----------------|----------------|----------------|----------------|-----------|-----------|---------------------|--------------|---------------------|--------------|--------------|---------|-------------|
| NORTH DAKOTA ST | 20 / 11 | 44 / 24 | 8 / 9 | 9 / 10 | 25 / 12 | 3 | 0 | 21 11:35 2nd | 11-0 | -- -- -- | 10-0 | 38:10 | -- | 1:50 |
| FORDHAM | 30 / 15 | 54 / 20 | 13 / 2 | 11 / 2 | 22 / 17 | 1 | 1 | 21 4:11 2nd | 12-0 | 5 19:03 1st | 7-0 | 33:43 | 4:55 | 1:22 |
| SOUTH DAKOTA ST | 23 / 11 | 32 / 30 | 4 / 7 | 12 / 12 | 19 / 31 | 1 | 2 | 27 8:39 2nd | 11-0 | 1 16:08 1st | 7-0 | 27:54 | 0:17 | 1:49 |
| vs Louisville | 29 / 19 | 38 / 16 | 3 / 2 | 15 / 9 | 25 / 29 | 0 | 0 | 27 4:29 2nd | 17-0 | -- -- -- | 7-0 | 39:47 | -- | 0:13 |
| vs Creighton | 21 / 3 | 42 / 42 | 15 / 5 | 16 / 13 | 21 / 3 | 10 | 10 | 2 14:25 2nd | 6-0 | 12 1:43 1st | 7-0 | 2:08 | 33:45 | 4:07 |
| vs San Diego St | 16 / 16 | 32 / 34 | 11 / 4 | 10 / 9 | 33 / 17 | 5 | 10 | 4 0:03 OT | 8-0 | 13 5:56 1st | 11-0 | 8:52 | 33:47 | 2:15 |
| TROY | 19 / 15 | 46 / 26 | 12 / 10 | 14 / 10 | 13 / 21 | 6 | 11 | 14 1:03 2nd | 17-0 | 7 6:06 1st | 8-0 | 15:32 | 20:22 | 4:06 |
| SAN JOSE ST | 32 / 12 | 52 / 30 | 6 / 10 | 23 / 2 | 44 / 4 | 4 | 12 | 41 0:20 2nd | 11-0 | 4 4:24 1st | 7-0 | 32:34 | 3:01 | 4:25 |
| UNC GREENSBORO | 6 / 9 | 28 / 24 | 4 / 3 | 8 / 6 | 11 / 18 | 4 | 11 | 7 1:29 2nd | 8-0 | 12 4:54 1st | 11-0 | 7:47 | 29:06 | 3:07 |
| vs Oklahoma | 17 / 10 | 58 / 44 | 11 / 8 | 14 / 12 | 11 / 16 | 1 | 8 | 16 9:19 2nd | 8-0 | 9 11:47 1st | 7-0 | 23:41 | 16:06 | 9:19 |
| vs Bradley | 37 / 9 | 40 / 16 | 9 / 8 | 17 / 7 | 16 / 8 | 1 | 3 | 24 11:18 2nd | 11-0 | 2 19:30 1st | 6-0 | 36:11 | 2:43 | 1:06 |
| vs UNC ASHEVILLE | 32 / 5 | 50 / 26 | 8 / 9 | 19 / 5 | 41 / 11 | 1 | 1 | 35 2:42 2nd | 8-0 | 2 19:33 1st | 4-0 | 38:41 | 1:07 | 0:39 |
| at LSU | 4 / 13 | 36 / 40 | 11 / 6 | 7 / 8 | 0 / 25 | 10 | 7 | 6 9:20 2nd | 6-0 | 6 0:17 1st | 8-0 | 14:18 | 18:51 | 6:51 |
| MISSOURI | 8 / 21 | 26 / 28 | 17 / 8 | 18 / 11 | 19 / 29 | 1 | 1 | 8 8:45 2nd | 10-0 | 17 9:31 1st | 11-0 | 14:08 | 25:13 | 0:39 |
| at Auburn | 6 / 25 | 32 / 32 | 8 / 11 | 5 / 5 | 8 / 27 | 0 | 0 | -- -- -- | 5-0 | 15 17:26 2nd | 6-0 | -- | 39:46 | 0:14 |
| ALABAMA | 7 / 24 | 40 / 32 | 8 / 8 | 4 / 24 | 31 / 16 | 5 | 5 | 3 1:18 2nd | 9-0 | 15 1:27 2nd | 13-0 | 4:45 | 32:34 | 2:40 |
| at Vanderbilt | 13 / 12 | 42 / 32 | 16 / 14 | 5 / 7 | 6 / 40 | 6 | 6 | 10 17:37 2nd | 8-0 | 14 7:43 2nd | 12-0 | 14:25 | 20:27 | 5:08 |
| at Missouri | 13 / 31 | 26 / 26 | 8 / 3 | 4 / 9 | 16 / 48 | 11 | 17 | 10 5:07 2nd | 8-0 | 6 16:39 2nd | 10-0 | 26:40 | 09:14 | 4:06 |
| OLE MISS | 15 / 8 | 36 / 28 | 7 / 6 | 12 / 7 | 28 / 21 | 4 | 9 | 21 6:16 2nd | 9-0 | 5 13:37 2nd | 8-0 | 24:39 | 12:42 | 2:39 |
| LSU | 18 / 4 | 28 / 22 | 5 / 9 | 15 / 7 | 6 / 8 | 1 | 0 | 25 3:36 1st | 15-0 | -- -- -- | 9-0 | 38:09 | -- | 1:51 |
| at Baylor | 8 / 13 | 34 / 22 | 5 / 12 | 5 / 10 | 8 / 5 | 4 | 6 | 8 19:33 2nd | 13-0 | 11 10:36 1st | 10-0 | 14:57 | 22:23 | 2:40 |
| TEXAS A&M | 8 / 16 | 38 / 38 | 15 / 19 | 21 / 10 | 17 / 0 | 4 | 0 | 13 7:52 2nd | 7-0 | -- -- -- | 6-0 | 37:03 | -- | 2:57 |
| at South Carolina | 8 / 14 | 38 / 34 | 10 / 12 | 8 / 8 | 20 / 4 | 3 | 12 | 13 17:42 2nd | 8-0 | 1 last 1:40 2nd | 10-0 | 34:27 | 3:45 | 1:48 |
| at Kentucky | 23 / 10 | 46 / 28 | 11 / 13 | 20 / 10 | 15 / 18 | 6 | 11 | 16 4:02 2nd | 8-0 | 2 16:05 1st | 5-0 | 32:39 | 3:59 | 3:22 |
| MISS STATE | 9 / 16 | 28 / 36 | 8 / 11 | 18 / 14 | 9 / 16 | 4 | 5 | 5 19:05 1st | 11-0 | 16 15:56 2nd | 9-0 | 3:18 | 35:05 | 1:37 |
| at Texas A&M | 4 / 11 | 30 / 24 | 5 / 6 | 6 / 10 | 12 / 7 | 5 | 6 | 12 0:26 1st | 9-0 | 8 0:20 2nd | 10-0 | 31:23 | 5:02 | 3:42 |
| FLORIDA | 17 / 10 | 52 / 36 | 15 / 5 | 14 / 8 | 45 / 25 | 4 | 2 | 25 11:18 2nd | 11-0 | 5 13:00 1st | 7-0 | 28:22 | 6:48 | 4:50 |
| GEORGIA | 20 / 4 | 40 / 24 | 7 / 8 | 10 / 15 | 41 / 20 | 1 | 2 | 35 0:27 2nd | 9-0 | 1 18:39 1st | 5-0 | 39:23 | 0:20 | 0:17 |
| at Alabama | 12 / 7 | 38 / 52 | 15 / 15 | 11 / 6 | 27 / 33 | 4 | 3 | 11 3:18 1st | 9-0 | 12 3:08 2nd | 15-0 | 22:03 | 15:05 | 2:52 |
| at Tennessee | 11 / 19 | 18 / 42 | 4 / 13 | 4 / 7 | 16 / 29 | 0 | 0 | -- -- -- | 7-0 | 24 3:30 2nd | 10-0 | -- | 38:55 | 1:05 |
| KENTUCKY | 15 / 9 | 26 / 36 | 9 / 17 | 13 / 6 | 30 / 15 | 2 | 3 | 3 19:14 1st | 7-0 | 14 1:41 2nd | 6-0 | 1:15 | 35:37 | 3:08 |
| vs Auburn (SEC) | 15 / 19 | 48 / 40 | 18 / 6 | 12 / 12 | 25 / 28 | 1 | 3 | 15 14:04 2nd | 10-0 | 2 19:20 1st | 9-0 | 26:36 | 0:42 | 2:42 |
| vs TX A&M (SEC) | 19 / 13 | 28 / 36 | 9 / 15 | 15 / 5 | 12 / 5 | 1 | 6 | 13 0:00 1st | 6-0 | 8 0:46 2nd | 6-0 | 26:54 | 10:31 | 2:35 |
| vs Illinois (NCAA) | 19 / 11 | 32 / 26 | 6 / 5 | 13 / 14 | 16 / 16 | 1 | 1 | 17 10:45 2nd | 10-0 | 2 19:03 1st | 8-0 | 37:15 | 1:20 | 1:25 |
| vs Kansas (NCAA) | 13 / 9 | 30 / 34 | 15 / 2 | 4 / 6 | 18 / 5 | 5 | 4 | 3 0:20 2nd | 11-0 | 12 15:20 2nd | 11-0 | 1:43 | 34:10 | 4:08 |
| vs UConn (NCAA) | 8 / 14 | 24 / 42 | 18 / 14 | 13 / 10 | 14 / 22 | 0 | 0 | -- -- -- | 10-0 | 29 15:44 2nd | 14-0 | -- | 38:53 | 1:07 |

□ INDICATES LARGEST LEADS / DEFICITS

BLACK INDICATES LARGEST UA LEAD IN A LOSS

RED INDICATES UA LARGEST DEFICITS IN A WIN

CHARGES DRAWN

(Deflections • Blocks • Steals)

| Player | 18-19 | 19-20 | 20-21 | 21-22 | 22-23 | Career |
|---------------|-------|-------|-------|-------|-------|--------|
| Black | | | | | 5 | 5 |
| Brazile | | | NA | | 0 | |
| Council | | | NA | NA | 3 | |
| Davis | | | 2 | 0 | 2 | 4 |
| Dunning | | | | | 0 | |
| Ford | | | | | 0 | |
| Graham | | NA | NA | NA | 5 | |
| Johnson | | | RS | 4 | 3 | 7 |
| Khel Mitchell | | NA | NA | NA | 1 | |
| Khi Mitchell | | NA | NA | NA | 0 | |
| Pinion | | | | | 0 | 0 |
| Smith | | | | | 0 | - |
| Walsh | | | | | 1 | 1 |

MOST IN A GAME 2022-23:

DUNKS

(Deflections • Blocks • Steals)

| Player | 18-19 | 19-20 | 20-21 | 21-22 | 22-23 | Career |
|---------------|-------|-------|-------|-------|-------|--------|
| Black | | | | | 22 | 22 |
| Brazile | | | | NA | 12 | |
| Council | | | NA | NA | 33 | |
| Davis | | | 5 | 6 | 4 | 15 |
| Dunning | | | | | 1 | 1 |
| Ford | | | | | 0 | |
| Graham | | NA | NA | NA | 19 | |
| Johnson | | | RS | 2 | 1 | |
| Khel Mitchell | | NA | NA | NA | 20 | |
| Khi Mitchell | | NA | NA | NA | 25 | |
| Pinion | | | | | 2 | 2 |
| Smith | | | | | 4 | 4 |
| Walsh | | | | | 17 | 17 |

MOST IN A GAME 2022-23:

- 4 **Khel Mitchell** (LOU) 11 vs Louisville
- 3 **Brazile** (SDSU); **Graham** (SAN JOSE) 8 vs UNCA; vs UK
- Council** (OKLA); **Council** (UNCA) 7 vs Okla; at UK
- Black** (@ UK) vs AUB (SEC)

ALLEY-OOPS

| BASKETS MADE | 36 | ASSISTS | 36 |
|---------------|----|---------|----|
| Council | 8 | Black | 12 |
| Brazile | 6 | Council | 8 |
| Graham | 5 | Smith | 8 |
| Khi Mitchell | 5 | Davis | 5 |
| Khel Mitchell | 5 | Walsh | 2 |
| Black | 4 | Pinion | 1 |
| Walsh | 2 | | |
| Smith | 1 | | |

LAST TIME AN ARKANSAS PLAYER...

• SCORING •

Scored 30 Points: 31 Stanley Umude at Georgia (02/02/22)
Scored 40 Points: 40 Mason Jones vs Auburn (02/04/20)
Scored 50 Points: 51 Rotnei Clarke vs. Alcorn State (11/13/09)
RECORD: 51 Rotnei Clarke vs. Alcorn State (11/13/09)

• FIELD GOALS MADE •

Made 15 Field Goals: 15 (15-21) Rotnei Clarke vs. Alcorn State (11/13/09)
Made 20 Field Goals: 20 (2-30) Dean Tolson vs. Texas A&M (03/02/74)
RECORD: 20 (20-30) Dean Tolson vs. Texas A&M (03/02/74)

• FIELD GOALS ATTEMPTED •

Attempted 20 Field Goals: 23 (9-23) Nick Smith Jr., at Alabama (02/25/23)
Attempted 25 Field Goals: 26 (11-26) JD Notae vs Mercer (11/09/21)
RECORD: 30 (20-30) Dean Tolson vs. Texas A&M (03/02/74)

• FIELD GOAL PERCENTAGE •

Shot 100% FG (Min. 7 att): Daniel Gafford (7-7) at Texas Tech (01/26/19)
RECORD (min 8 att): 100% 8x - Best: Daryll Saulsberry (10-10) 1975

• 3-POINTERS MADE •

Made 7 3-pointers: 8 (8-11) Mason Jones at Texas A&M (03/07/20)
Made 10 3-pointers: 10 (10-13) by Isaiah Joe vs. FIU (12/01/18)
Made 11-Plus 3-pointers: 13 (13-17) by Rotnei Clarke vs. Alcorn State (11/13/09)
RECORD: 13 (13-17) by Rotnei Clarke vs. Alcorn State (11/13/09) (SEC record)

• 3-POINTERS ATTEMPTED •

Attempted 15 3-Pointers: 15 (6-15) Isaiah Joe at Texas A&M (03/07/20)
Attempted 20 3-Pointers: 24 (10-24) Pat Bradley vs. North Texas (12/30/98)
RECORD: 24 (10-24) Pat Bradley vs. North Texas (12/30/98) (SEC record)

• FREE THROWS MADE •

Made 10 Free Throws: 10 Ricky Council IV (10-11) vs Kansas (03/18/23)
Made 15 Free Throws: 16 (16-19) Moses Moody vs Alabama (02/24/21)
Made 20 Plus Free Throws: 22 (22-24) Martin Terry vs. Texas A&M (01/22/72)
RECORD: 22 (22-24) by Martin Terry vs. Texas A&M (01/22/72)

• FREE THROWS ATTEMPTED •

Attempted 15 Free Throws: 16 (13-16) Anthony Black (01/07/23)
Attempted 20 Free Throws: 21 (18-21) Moses Moody vs Alabama (02/24/21)
Attempted 24 Plus Free Throws: 24 (22-24) Martin Terry vs. Texas A&M (01/22/72)
RECORD: 24 (22-24) Martin Terry vs. Texas A&M (01/22/72)

• FREE THROW PERCENTAGE •

Shot 100% FT (min 10 att): Chris Lykes (12-12) vs Elon (12/21/21)
RECORD (min. 11 att): 9x - Best: Tommy Boyer (18-18) in 1963

• REBOUNDS •

Grabbed 15-19 Rebounds: 15 Jaylin Williams vs New Mexico State (03/19/22)
Grabbed 20-Plus Rebounds: 23 Nick Davis vs. Jackson State (11/21/97)
RECORD: 23 by Nick Davis vs. Jackson State (11/21/97)
• Grabbed 10 Offensive Rebounds: 11 Justin Smith vs Oral Roberts (03/27/21)
• **Grabbed 10 Defensive Rebounds: 14 Khi Mitchell & Devo Davis vs UNCG (12/06/22)**

• ASSISTS •

Had 10 Assists: 10 by Jalen Tate vs Georgia (01/09/21)
Had 15 Assists: 15 by Dontell Jefferson vs. Portland State (11/18/05)
RECORD: 15 by Dontell Jefferson vs. Portland State (11/18/05)

• STEALS •

Had 5 Steals: 5 Anthony Black vs UConn (03/23/23)
Had 6-7 Steals: 6 Jaylin Williams vs Texas A&M (01/22/22)
Had 8-9 Steals: 8 JD Notae vs New Mexico State (03/19/22)
RECORD: 9 by Robert Shepard at Arizona (12/06/92)

• BLOCKED SHOTS •

Had 5 Blocks: 5 Makhel Mitchell at Kentucky (02/07/23)
Had 6-9 Blocks: 7 Makhel Mitchell vs Texas A&M (01/31/23)
Had 10 Blocks: 10 Steven Hill vs. Texas State (12/06/05)
RECORD: 10 Steven Hill vs. Texas St. (12/06/05) & Oliver Miller vs. Texas (02/04/90)

• TURNOVERS •

Committed 5-9 Turnovers: 6 Anthony Black at Tennessee (02/28/23)
Committed 10 Plus Turnovers: 10 Courtney Fortson at South Carolina (02/21/09)

• MINUTES PLAYED •

40 Minutes (Regulation): 40:00 Ricky Council IV vs Kansas (03/18/23)
40+ Min w/OT: 2 vs San Diego St (11/23/22) - Council (41:03) - Brazile (40:05)
45+ Minutes: 47 by BJ Young vs. Auburn (01/16/13)

• MISCELLANEOUS •

2 Players Scored 20+ Pts In Same Game: Davonte Davis (25) & Ricky Council IV (21) vs Kansas (03/18/23)
3 Players Scored 20+ Pts In Same Game: at Alabama (02/25/23) Nick Smith Jr. (24), Davonte Davis (21) and Ricky Council IV (20)
2 Players Scored 20+ Pts In Back-To-Back Gms: Nick Smith Jr. (26/24) & Ricky Council IV (22/20) vs Georgia (02/21/23) and at Alabama (02/25/23)
2 Players Scored 20+ Pts In 3 Straight: Mason Jones (41/20/21) & Isaiah Joe (20/21/24) vs Tulsa (12/14/19), Valpo (12/21/19) and Indiana (12/29/19)
8 Players Scored in Double Digits: Mississippi Valley State (11/25/20)
Connor Vanover (25), Desi Silis (19), Moses Moody (16), Vance Jackson (15)
Khalen Robinson (15), Justin Smith (13), JD Notae (13), Jalen Tate (12)
Scored 20 or More Points in Five-Plus Consecutive Games: (5) by Mason Jones 37, 26, 36, 30, 22 (02/26/20 to 03/11/20)
Scored 20 or More Points in 10-Plus Consecutive Games: (11) by Todd Day 20, 23, 26, 26, 22, 31, 23, 21, 27, 21, 20 (12/01/90 to 01/12/91)
Scored 30 or More Points in 3 Straight Games: Mason Jones (only Razorback) 34 vs. S. Carolina (01/29/20), 30 at Alabama (02/01/20), 40 vs Auburn (02/04/20)
Most Points in Back-To-Back Games: 82 by Martin Terry 35 at TCU (02/20/73) and 47 vs. SMU (02/24/73)
Consecutive Free Throws Made: 48 by Ricky Medlock (20 gms; 12/21/74 to 03/04/75)
Double-Double: Pts/Rebs: Khi Mitchell (13 & 14) and Devo Davis (10 & 10) vs UNCG (12/06/22)
Double-Double: Pts/Assists: Jalen Tate (15 & 10) vs Georgia (01/09/21)
Two Players with Double-Double in Same Game: vs UNC Greensboro (12/06/22) Khi Mitchell (13 pts & 14 rebs) and Devo Davis (10 pts & 10 rebs)
5 Straight Double-Doubles: (7) Jaylin Williams 13 & 11 vs AUB; 22 & 10 at BAMA; 13 & 11 at MIZ; 13 & 16 vs TENN; 15 & 10 at FLA; 16 & 12 vs UK; 19 & 10 vs LSU
3+ Straight Double-Doubles in SEC: (5) Jaylin Williams (AUB/@Bama/@MIZ/TEN/@FLA/UK/LSU)
Most Consecutive Double-Doubles: 9 by Dean Tolson (1973-74) and 6 by Derek Hood (1998-99)
Three Players with Double-Double in Same Game: vs Alabama (01/16/10) - Marshawn Powell 18 pts, 10 rebs, Mike Washington (17 pts, 13 rebs) and Courtney Fortson (12 pts, 10 assists)
Had 5-Plus Assists in 5-Plus Consecutive Games: (6) by Jalen Harris 11, 6, 10, 12, 7, 10 (11/21/81 thru 12/15/18)
Had 10 or More Assists in Back-to-Back Games: Jalen Harris 10 vs. FIU (12/01/18) and 12 at Colorado State (12/05/18)
Three-Plus Players with 5-Plus Assists in a Game: vs. Montana State (11/21/18) Jalen Harris (11), Isaiah Joe (5) and Desi Silis (5)
Had 5 or More Steals in Back-to-Back Games: Ronnie Brewer 5 vs. Western Illinois (01/01/06) and 5 vs. Mississippi State (01/07/06)

LAST TIME AN OPPONENT PLAYER...

• SCORING •

Scored 30 Points: 37 Antonio Reeves vs Kentucky (03/04/23)
Scored 40 Points: 45 Jodie Meeks vs. Kentucky (02/14/09)
Scored 50 Points: 56 Oscar Robertson vs. Cincinnati (03/15/58) **(most on record)**

• FIELD GOALS MADE •

Made 15 Field Goals: 17 (17-24) Jodie Meeks vs. Kentucky (02/14/09)
Made 20 Field Goals: 21 Oscar Robertson vs. Cincinnati (03/15/58) **(most on record)**

• FIELD GOALS ATTEMPTED •

Attempted 20 Field Goals: 20 (9-20) Matt Bradley (11/23/22)
Attempted 25 Field Goals: 28 (11-28) Devan Downey vs. South Carolina (02/17/10)

• FIELD GOAL PERCENTAGE •

Shot 100% FG (Min. 7 att): Adam Wing (8-8) vs. Evansville (12/08/15)

• 3-POINTERS MADE •

Made 7 3-pointers: 7 (7-15) Tyler Hall vs. Montana State (11/21/18)
Made 10 3-pointers: 10 (10-19) Lance Weems at Auburn (01/06/96)

• 3-POINTERS ATTEMPTED •

Attempted 15 3-pointers: 15 (7-15) Tyler Hall vs. Montana State (11/21/18)
Attempted 20 3-pointers: 22 (5-22) Jeff Fryer vs. Loyola Marymount (03/16/89)

• FREE THROWS MADE •

Made 10 Free Throws: 11 (11-11) Antonio Reeves vs Kentucky (03/04/23)
Made 15 Free Throws: 15 (15-17) Keyontae Johnson at Florida (02/18/20)

• FREE THROWS ATTEMPTED •

Attempted 15 Free Throws: 15 (12-15) Xavier Pinson (01/02/21)
Attempted 20 Free Throws: 24 (18-24) Frank Williams vs. Illinois (12/08/01)

• FREE THROW PERCENTAGE •

Shot 100% FT (min 10 att): 11-11 Antonio Reeves vs Kentucky (03/04/23)

• REBOUNDS •

Grabbed 15-19 Rebounds: 15 Henry Coleman III vs Texas A&M (01/31/23)
Grabbed 20 Rebounds: 20 Antonio McDyeess vs. Alabama (03/11/95)
• Grabbed 10 Offensive Rebounds: 11 Tyler Davis at Texas A&M (01/30/18)
• Grabbed 10 Defensive Rebounds: 10 Oscar Tshiebwe vs Kentucky (02/26/22)

• ASSISTS •

Had 10 Assists: 11 Tremont Waters vs. LSU (01/12/19)
Had 13 Assists: 13 Chuck Evans at Mississippi State (01/27/93) **(on record)**

• STEALS •

Had 5 Steals: 6 Alpha Diallo at Providence (03/19/19)
Had 8 Steals: 8 Terry Conerway vs. Texas State (12/21/02)

• **BLOCKED SHOTS** •

Had 6-9 Blocks: 6 Johni Broome at Auburn (01/07/23)
Had 10 Plus Blocks: 10 P.J. Roberson vs. Grambling State (11/26/11)

• **TURNOVERS** •

Committed 7-9 Turnovers: 7 Wendell Green Jr vs Auburn (02/08/22)
Committed 10 Plus Turnovers: 12 Devin Gibson vs. UTSA (12/12/07)

LAST TIME ARKANSAS HIGHS...

• **SCORING** •

Scored 100-119 Points: 101 at South Carolina (103/02/21)
Scored 120-Plus Points: 142 vs. Mississippi Valley State (11/25/20)
Scored 50 Points in 1st Half: 53 at Georgia (02/02/22)
Scored 50 Points in 2nd Half: 54 vs Georgia (02/21/23)
Scored 60 or More Points in a Half: 61 (1st) vs. Miss Valley State (11/25/20)
Scored 70 or More Points in a Half: 71 (1st) vs. Alcorn (11/13/09)
Scored 80 or More Points in a Half: 81 (2nd) vs. Miss Valley State (11/25/20)
Most Points in a Half: 88 (2nd) vs. U.S. International (12/09/89)

• **FIELD GOALS MADE** •

Made 40 Field Goals: 40 (40-71) at Georgia (02/02/22)
Made 50 Field Goals: 57 (57-99) vs. Troy (12/10/96)
RECORD: 68 (68-101) vs. U.S. International (12/09/89)

• **FIELD GOALS ATTEMPTED** •

Attempted 80 Field Goals: 86 (48-86) vs Miss Valley State (11/25/20)
Attempted 90 Field Goals: 99 (57-99) vs. Troy (12/10/96)
Attempted 100 Field Goals: 101 (68-101) vs. US International (12/09/89)
RECORD: 101 (68-101) vs. U.S. International (12/09/89)

• **FIELD GOAL PERCENTAGE** •

Shot 60% FG: 63.8 (37-58) vs Georgia (02/21/23)
Shot 70% or Better FG: 72.7 (32-44) vs. Alabama State (12/21/83)
RECORD: 79.4 (27-34) vs. Texas Tech (1979)

• **3-POINTERS MADE** •

Made 15 3-pointers: 15 (15-28) at Georgia (02/02/22)
Made 20 3-pointers: 20 (20-40) vs Miss Valley State (11/25/20)
RECORD: 21 (21-37) vs. Troy (12/10/96)

• **3-POINTERS ATTEMPTED** •

Attempted 30 3-pointers: 33 (15-33) at South Carolina (02/03/21)
Attempted 40 3-pointers: 40 (20-40) vs Miss Valley State (11/25/20)
RECORD: 54 (19-54) vs. North Texas (12/30/98)

• **3-POINT PERCENTAGE** •

Shot 50% 3PT FG (min. 15 att): 55.0 (11-22) vs Georgia (02/21/23)
Shot 60% or Better 3PT FG (min. 15 att): 61.1 (11-18) at Vanderbilt (03/06/19)
RECORD (min. 15 att): 66.7 (16-24) vs. Mississippi State (01/09/16)

• **FREE THROWS MADE** •

Made 20 Free Throws: 21 (21-26) vs Kansas (03/18/23)
Made 30 Free Throws: 36 (36-54) vs LSU (03/04/20)
Made 40 Free Throws: 41 (41-49) at Kentucky (01/25/92)
RECORD: 48 (48-53) vs. Ole Miss (01/17/04)

• **FREE THROW ATTEMPTS** •

Attempted 40 Free Throws: 43 (27-43) vs Alabama (02/24/21)
Attempted 50 Free Throws: 54 (36-54) vs LSU (03/04/20)
Attempted 60 Free Throws: 65 vs. TCU (1955)
RECORD: 65 vs. TCU (1955)

• **FREE THROW PERCENTAGE** •

Shot 80% FT (min. 10 att): 80.8 (21-26) vs Kansas (03/18/23)
Shot 90% or Better FT (min. 10 att): 94.4 (17-18) vs. Oklahoma (12/11/21)
RECORD (min 10 att): 100 3x - Best 16-16 at Kentucky (02/27/14)

• **REBOUNDS** •

Grabbed 40 Rebounds: 40 vs Florida (02/18/23)
Grabbed 50 Rebounds: 54 vs Lipscomb (12/05/20)
Grabbed 55-Plus Rebounds: 58 vs Oral Roberts (12/20/20)
RECORD: 77 vs. Jackson State (01/22/02)

• **ASSISTS** •

Had 25 Assists: 26 vs Georgia (02/21/23)
Had 30 Assists: 32 vs. Jackson State (11/22/96)
Had 40 Assists: 40 vs. Troy (12/10/96)
RECORD: 47 vs. U.S. International (12/09/89)

• **STEALS** •

Had 15 Steals: 16 vs Bradley (12/17/22)
Had 20 Steals: 24 vs. Maryland-Eastern Shore (01/02/01)
Had 25 Steals: 26 vs. Louisiana-Monroe (11/25/00)
RECORD: 26 vs. Louisiana-Monroe (11/25/00)

• **BLOCKED SHOTS** •

Had 10 Blocks: 11 vs Texas A&M (03/10/23)
Had 13 Blocks: 13 vs Texas A&M (01/31/23)
Had 15 Blocks: 15 vs South Alabama (12/30/91)
RECORD: 18 vs. Missouri (12/05/95)

• **MOST TURNOVERS** •

Had 25 Turnovers: 25 at South Carolina (02/21/09)
Had 30 Turnovers: 32 vs. Providence (11/16/07)
RECORD: 32 vs. Providence (11/16/07)

• **FOULS** •

Committed 25 Fouls: 28 vs Missouri (01/02/21)
Committed 30 Fouls: 33 at Missouri (01/18/23)
RECORD: 38 vs. Missouri (12/04/61)

LAST TIME ARKANSAS LOWS...

• **SCORING** •

Held to 40-45 Points: 43 at Florida (01/22/11)
Held to 46-49 Points: 46 at Mississippi State (02/09/16)
Held to 50-55 Points: 53 vs. New Mexico State (03/19/19)
Held to 56-59 Points: 57 at Tennessee (02/28/23)
Held to 19 Points or Less in a Half: 19 (1st half) at LSU (12/28/22)

• **FIELD GOALS** •

Held to Below 20 Field Goals Made: 20 (20-63) vs UConn (03/23/23)

• **FIELD GOAL PERCENTAGE** •

Held to 20-29% FG: 27.5 (14-51) vs New Mexico State (03/19/22)
Held to 30-35% FG: .317 (20-63) vs UConn (03/23/23)

• **3-POINTERS** •

Did not Make a 3-pointer: 0 (0-1) vs South Carolina (01/18/22)
Held to 1-2 3-PT FG Made: 2 (2-16) at Auburn (01/07/23)
Attempted Single-Digit 3-pointers: 9 (4-9) at Kentucky (02/07/23)

• **3-POINT PERCENTAGE** •

Shot 10% or Worse 3PT FG: 0.0 (0-11) vs South Carolina (01/18/22)
Shot 11-19% 3PT FG: 19.0 (2-16) at Auburn (01/07/23)

• **FREE THROWS** •

Made Single Digit Free Throws: 6 (6-11) at Baylor (01/28/23)
Attempted Single Digit Free Throws: 7 (4-7) at Georgia (02/02/22)

• **FREE THROW PERCENTAGE** •

Shot 40-49% FT: 47.1 (8-17) vs Southern (12/09/20)
Shot Below 40% FT: 26.7 (4-15) at Texas A&M (01/09/13)

• **REBOUNDING** •

Had 19 or Fewer Rebounds: 19 at Missouri (03/05/13)
Had 20-25 Rebounds: 25 vs Oklahoma (12/10/22)

• **ASSISTS** •

Held to 6 Assists or less: 4 vs Illinois (03/16/23)

• **STEALS** •

Had 0 Steals: vs Texas Tech (03/21/21) **(only time on record)**
Had 1 Steal: 1 vs Florida (03/09/18)
Had 2-3 Steals: 3 at Vanderbilt (01/14/23)

• **BLOCKED SHOTS** •

Had No Blocked Shots: 0 vs Missouri (1/23/19)

• **FEWEST TURNOVERS** •

Had 1-4 Turnovers: 4 vs Georgia (01/29/19)
Had 5 Turnovers: 5 vs New Mexico State (03/19/22)

• **FOULS** •

Had Single Digit Fouls: 6 vs Mercer (11/09/21)

ARKANSAS MISCELLANEOUS...

| | | |
|-----------------------|-----------------------------|-----------------|
| Played in an OT game: | 11/23/22 vs San Diego State | W, 78-74 (OT) |
| Played in a 2OT game: | 01/23/18 at Georgia | W, 80-77 (2 OT) |
| Played in a 3OT game: | 02/09/80 vs Houston | L, 90-84 (3 OT) |

LAST TIME AN OPPONENT HIGHS...

• SCORING •

Scored 100 Points: 106 at Tennessee (01/15/19)
Scored 110 Points: 117 at Ole Miss (12/10/73)
Scored 50 Points in 1st Half: 55 at Tennessee (01/15/19)
Scored 50 Points in 2nd Half: 58 at Alabama (02/25/23)
Scored 60 or More Points in a Half: 63 (2nd half) at Vanderbilt (01/14/23)

• FIELD GOALS MADE •

Made 30 Field Goals: 31 (31-54) vs UConn (03/23/23)
Made 40 Field Goals: 40 (40-68) by Texas (01/05/10)
Made 45 Field Goals: 45 (45-80) vs. Pittsburgh (12/29/86)

• FIELD GOALS ATTEMPTED •

Attempted 70 Field Goals: 72 (27-72) at South Carolina (03/02/20)
Attempted 80 Field Goals: 80 (30-80) by Auburn (02/08/22)

• FIELD GOAL PERCENTAGE •

Shot 60% FG: 61.1 (15-23) vs. Auburn (02/17/16)
Shot 65% FG: 67.7 (4-65) vs. North Carolina (03/23/08)
Shot 69% FG: 69.8 (37-53) at Auburn (01/14/95)

• 3-POINTERS MADE •

Made 15 3-pointers: 15 (15-36) at Alabama (01/16/21)
Made 17 3-pointers: 17 (17-37) vs UNI (11/17/21) - **TIES RECORD BY OPP (3x)**

• 3-POINTERS ATTEMPTED •

Attempted 30 3-pointers: 32 (8-32) vs Auburn (02/08/22)
Attempted 35 3-pointers: 37 (17-7) vs UNI (11/17/21)

• 3-POINT PERCENTAGE •

Shot 50% 3PT FG (min 15 att): 53.3 (8-15) vs Texas A&M (03/12/22)
Shot 60% or Better 3PT FG (min 15 att): 66.7 (12-18) at Tennessee (03/05/22)

• FREE THROWS •

Made 20 Free Throws: 25 (25-30) at Alabama (02/25/23)
Made 30 Free Throws: 30 (30-40) at Missouri (01/18/23)
Made 40 Free Throws: 40 (40-50) vs. UMass (11/25/94)

• FREE THROW ATTEMPTS •

Attempted 35 Free Throws: 36 (29-36) at Vanderbilt (01/14/23)
Attempted 40 Free Throws: 40 (30-40) at Missouri (01/18/23)
Attempted 50 Free Throws: 50 (39-50) vs. South Carolina (03/11/04)

• FREE THROW PERCENTAGE •

Shot 80% FT (min. 10 att): .833 (25-30) at Alabama (02/25/23)
Shot 90% or Better FT (min. 10 att): .950 (19-20) vs Texas A&M (01/22/22)
Shot 100% (min. 10 att): 1.000 (14-14) vs Florida (02/16/21)

• REBOUNDING •

Grabbed 45 Rebounds: 48 at Alabama (02/25/23)
Grabbed 50 Rebounds: 51 vs Missouri (01/02/21)
Grabbed 55-Plus Rebounds: 60 vs Auburn (02/08/22)
• Grabbed 20 Offensive Rebounds: 24 vs Texas A&M (01/31/23)

• ASSISTS •

Had 25 Assists: 25 vs. Louisville (11/17/09)
Had 30 Assists: 30 at UAB (01/27/90)

• STEALS •

Had 15 Steals: 15 at LSU (02/24/10)
Had 18 Steals: 18 vs. Alcorn State (12/02/95)

• BLOCKED SHOTS •

Had 10 Blocks: 10 at Tennessee (01/22/14)
Had 13 Blocks: 13 at Mississippi State (01/14/10)

• MOST TURNOVERS •

Had 20 Turnovers: 22 vs Colgate (03/19/21)
Had 25 Turnovers: 27 vs Bradley (12/17/22)
Had 30 Turnovers: 30 vs. Fordham (11/11/22)
MOST ON RECORD: 42 vs. Grambling (12/31/00) and Bethune-Cookman (12/02/97)

• FOULS •

Committed 30-plus Fouls: 32 vs Alabama (02/24/21)
RECORD: 36 vs. Centenary (12/04/82)

LAST TIME AN OPPONENT LOWS

• SCORING •

Held to 30-39 Points: 33 vs. Vanderbilt (01/12/13)
Held to 40-45 Points: 40 vs LSU (01/24/23)
Held to 46-49 Points: 48 vs Fordham (11/11/22)
Held to 50-55 Points: 50 vs Lipscomb (12/05/20)
Held to 56-59 Points: 5x LAST 58 vs UNC Greensboro (12/06/22)
Held Below 20 Points in 1st Half: 14 vs LSU (01/24/23)
Held Below 20 Points in 2nd Half: 18 vs Savannah State (12/12/13)
No Opponent Player Scored in Double-Digits: vs LSU (01/24/23)

• FIELD GOAL PERCENTAGE •

Held to 21% or Worse FG: .2097 (13-62) vs. Jackson State (11/22/02)
Held to 20-29% FG: .259 (14-54) vs LSU (01/24/23)
Held to 30-35% FG: .342 (26-76) vs Texas A&M (01/31/23)

• 3-POINTERS •

Did not Make a 3-pointer: 0 (0-10) by Mississippi State (02/07/15)
Held to 1 3-PT FG Made: 1 (1-10) vs Texas A&M (03/10/23)
Held to 2-3 3-PT FG Made: 2 (2-18) vs San Diego State (11/23/22)

• 3-POINT PERCENTAGE •

Shot 10% or Worse 3PT FG: 10.0 (1-10) vs Texas A&M (03/10/22)
Shot 11-16% 3PT FG: 11.1 (1-9) vs LSU (01/24/23)
Shot 17-19% 3PT FG: 19.0 (4-21) vs Florida (02/18/23)

• FREE THROWS •

Made 1-5 Free Throws: 5 (5-13) vs Ole Miss (01/21/23)
Made 6-9 Free Throws: 6 (6-12) at LSU (12/28/22)

• FREE THROW ATTEMPTS •

Attempted Single Digit Free Throws: 8 (3-8) vs Alabama (02/24/21)

• FREE THROW PERCENTAGE •

Shot Below 40% FT: 38.1 (8-21) vs. Texas State (12/22/18)
Shot 40-49% FT: 46.2 (5-13) vs Ole Miss (01/21/23)

• REBOUNDING •

Had 19 or Fewer Rebounds: 19 vs Auburn (03/09/23)
Had 20-25 Rebounds: 25 vs Florida (02/18/23)

• ASSISTS •

Held 5 Assists or Fewer: 5 at Baylor (01/28/23)

• STEALS •

Had No Steals: 0 vs Vanderbilt (01/15/20)
Had 1 Steal: 1 vs Cincinnati (11/23/21)
Had 2 Steals: 2 vs Mississippi State (02/05/22)

• BLOCKED SHOTS •

Had No Blocked Shots: 0 vs Fordham (11/11/22)

• FEWEST TURNOVERS •

Had 0-5 Turnovers: 5 at Tennessee (01/06/21)
Had 6-9 Turnovers: 8 at Baylor (01/28/23)

• FOULS •

Had Single Digit Fouls: 8 at Michigan (12/08/12)
Committed 10-14 Fouls: 14 vs UNI (11/17/21)

GAME 1 **58** North Dakota State **26 32 58 76** **#10/10 ARKANSAS** **34 42 76**
Nov. 7, 2022 • Fayetteville, Ark. • Bud Walton Arena

North Dakota St. 58 • 0-1

| # | Player | Total | | | 3-Ptr | | | Rebounds | | | PF | TP | A | TO | Blk | Stl | Min |
|----|----------------|--------|--------|--------|--------|--------|--------|----------|-----|-----|----|----|---|----|-----|-----|-----|
| | | FG-FGA | FG-FGA | FT-FTA | FG-FGA | FG-FGA | FT-FTA | Off | Def | Tot | | | | | | | |
| 04 | Grant Nelson | f | 5-9 | 1-2 | 6-8 | 0 | 6 | 6 | 4 | 17 | 0 | 4 | 1 | 0 | 21 | | |
| 23 | Andrew Morgan | f | 3-8 | 0-1 | 1-4 | 3 | 4 | 7 | 2 | 7 | 0 | 3 | 1 | 2 | 25 | | |
| 05 | Luke Yoder | g | 1-3 | 0-1 | 0-0 | 0 | 4 | 4 | 0 | 2 | 4 | 2 | 0 | 0 | 30 | | |
| 12 | Lance Waddles | g | 1-9 | 1-7 | 0-0 | 0 | 4 | 4 | 1 | 3 | 2 | 0 | 0 | 0 | 22 | | |
| 14 | Boden Skunberg | g | 5-13 | 1-4 | 6-8 | 0 | 1 | 1 | 4 | 17 | 1 | 4 | 0 | 0 | 35 | | |
| 02 | Tajavis Miller | g | 1-6 | 1-3 | 0-0 | 0 | 3 | 3 | 2 | 3 | 0 | 1 | 0 | 1 | 19 | | |
| 11 | Jacari White | g | 2-6 | 0-1 | 2-3 | 1 | 1 | 2 | 0 | 6 | 0 | 0 | 0 | 2 | 15 | | |
| 22 | Joshua Streit | g | 0-0 | 0-0 | 0-0 | 3 | 1 | 4 | 3 | 0 | 0 | 0 | 0 | 0 | 15 | | |
| 33 | Sam Hastreiter | g | 1-2 | 1-2 | 0-0 | 0 | 1 | 1 | 0 | 3 | 0 | 0 | 0 | 0 | 18 | | |
| | Team | | | | | 0 | 3 | 3 | | | | | | | | | |
| | Totals | | 19-56 | 5-21 | 15-23 | 7 | 28 | 35 | 16 | 58 | 7 | 14 | 2 | 5 | 200 | | |

FG % 1st Half: 8-26 30.8% 2nd half: 11-30 36.7% Game: 19-56 33.9% Deadball Rebounds 4
3FG % 1st Half: 2-12 16.7% 2nd half: 3-9 33.3% Game: 5-21 23.8%
FT % 1st Half: 8-12 66.7% 2nd half: 7-11 63.6% Game: 15-23 65.2%

Arkansas 76 • 1-0

| # | Player | Total | | | 3-Ptr | | | Rebounds | | | PF | TP | A | TO | Blk | Stl | Min |
|----|-------------------|--------|--------|--------|--------|--------|--------|----------|-----|-----|----|----|---|----|-----|-----|-----|
| | | FG-FGA | FG-FGA | FT-FTA | FG-FGA | FG-FGA | FT-FTA | Off | Def | Tot | | | | | | | |
| 15 | Makhi Mitchell | f | 4-5 | 0-0 | 0-0 | 1 | 3 | 4 | 4 | 8 | 1 | 0 | 0 | 3 | 20 | | |
| 20 | Kamani Johnson | f | 0-0 | 0-0 | 0-0 | 0 | 0 | 0 | 2 | 0 | 0 | 1 | 0 | 1 | 10 | | |
| 00 | Anthony Black | g | 1-7 | 0-0 | 1-2 | 0 | 7 | 7 | 3 | 3 | 2 | 1 | 3 | 30 | | | |
| 01 | Ricky Council IV | g | 9-14 | 1-2 | 3-6 | 1 | 2 | 3 | 1 | 22 | 2 | 1 | 1 | 1 | 36 | | |
| 04 | Davonte Davis | g | 6-14 | 0-2 | 6-8 | 0 | 6 | 6 | 1 | 18 | 0 | 5 | 1 | 2 | 39 | | |
| 02 | Trevon Brazile | g | 7-14 | 3-6 | 4-5 | 1 | 11 | 12 | 2 | 21 | 1 | 2 | 1 | 0 | 32 | | |
| 05 | Joseph Pinion | g | 0-0 | 0-0 | 0-0 | 0 | 0 | 0 | 1 | 0 | 0 | 0 | 0 | 3 | | | |
| 12 | Barry Dunning Jr. | g | 0-1 | 0-0 | 0-0 | 0 | 0 | 0 | 0 | 0 | 0 | 0 | 0 | 9 | | | |
| 13 | Jordan Walsh | g | 1-1 | 0-0 | 2-2 | 0 | 2 | 2 | 5 | 4 | 3 | 0 | 0 | 18 | | | |
| 23 | Derrian Ford | g | 0-1 | 0-0 | 0-0 | 1 | 0 | 1 | 0 | 0 | 0 | 0 | 0 | 3 | | | |
| | Team | | | | | 2 | 3 | 5 | | | | | | | | | |
| | Totals | | 28-57 | 4-10 | 16-23 | 6 | 34 | 40 | 19 | 76 | 10 | 11 | 4 | 11 | 200 | | |

FG % 1st Half: 12-30 40.0% 2nd half: 16-27 59.3% Game: 28-57 49.1% Deadball Rebounds 2
3FG % 1st Half: 1-4 25.0% 2nd half: 3-6 50.0% Game: 4-10 40.0%
FT % 1st Half: 9-14 64.3% 2nd half: 7-9 77.8% Game: 16-23 69.6%

Officials: Hunter Allen, Josue Nieves, Steven Anderson
Technical fouls: North Dakota St.-None, Arkansas-Kamani Johnson.
Attendance: 19200

| Score by periods | 1st | 2nd | Total |
|------------------|-----|-----|-------|
| North Dakota St. | 26 | 32 | 58 |
| Arkansas | 34 | 42 | 76 |

Last FG - NDSU 2nd-00:03, ARK 2nd-00:09.
Largest lead - NDSU None, ARK by 21 2nd-11:35.
NDSU led for 00:00. ARK led for 38:10. Game was tied for 01:50.
Score tied - 3 times.
Lead changed - 0 times.

GAME 3 **56** South Dakota State **29 27 56 71** **#9/10 ARKANSAS** **41 30 71**
Nov. 16, 2022 • Fayetteville, Ark. • Bud Walton Arena

South Dakota St. 56 • 2-2

| # | Player | Total | | | 3-Ptr | | | Rebounds | | | PF | TP | A | TO | Blk | Stl | Min |
|----|------------------|--------|--------|--------|--------|--------|--------|----------|-----|-----|----|----|---|----|-----|-----|-----|
| | | FG-FGA | FG-FGA | FT-FTA | FG-FGA | FG-FGA | FT-FTA | Off | Def | Tot | | | | | | | |
| 32 | Matt Dentlinger | f | 0-2 | 0-1 | 3-4 | 0 | 1 | 1 | 3 | 3 | 2 | 4 | 0 | 1 | 22 | | |
| 02 | William Kyle III | f | 3-5 | 0-0 | 2-2 | 1 | 1 | 2 | 4 | 8 | 0 | 3 | 1 | 0 | 16 | | |
| 02 | Zeke Mayo | g | 4-8 | 1-3 | 0-0 | 0 | 8 | 8 | 0 | 9 | 1 | 2 | 0 | 2 | 30 | | |
| 30 | Charlie Easley | g | 1-6 | 0-2 | 0-0 | 1 | 0 | 1 | 1 | 2 | 1 | 2 | 0 | 0 | 27 | | |
| 34 | Alex Arians | g | 1-3 | 0-1 | 1-2 | 0 | 7 | 7 | 1 | 3 | 2 | 2 | 0 | 0 | 20 | | |
| 01 | Matt Mims | g | 0-6 | 0-2 | 8-8 | 0 | 1 | 1 | 0 | 8 | 1 | 0 | 0 | 1 | 19 | | |
| 11 | Matthew Mors | g | 1-8 | 0-2 | 0-0 | 2 | 1 | 3 | 1 | 2 | 0 | 1 | 1 | 0 | 20 | | |
| 13 | Luke Appel | g | 4-7 | 0-0 | 1-1 | 1 | 2 | 3 | 2 | 9 | 1 | 1 | 0 | 1 | 11 | | |
| 15 | Tanner Te Slaa | g | 2-6 | 1-2 | 2-2 | 0 | 2 | 2 | 1 | 7 | 1 | 3 | 0 | 3 | 22 | | |
| 22 | Aaron Fiegen | g | 0-0 | 0-0 | 0-0 | 0 | 0 | 0 | 0 | 0 | 0 | 0 | 0 | 0 | 2 | | |
| 33 | Broden Lien | g | 2-5 | 1-3 | 0-1 | 1 | 2 | 3 | 1 | 5 | 0 | 1 | 0 | 0 | 11 | | |
| | Team | | | | | 0 | 1 | 1 | | | | | | | | | |
| | Totals | | 18-56 | 3-16 | 17-20 | 6 | 26 | 32 | 14 | 56 | 9 | 20 | 2 | 8 | 200 | | |

FG % 1st Half: 11-28 39.3% 2nd half: 7-28 25.0% Game: 18-56 32.1% Deadball Rebounds 1
3FG % 1st Half: 2-7 28.6% 2nd half: 1-9 11.1% Game: 3-16 18.8%
FT % 1st Half: 5-6 83.3% 2nd half: 12-14 85.7% Game: 17-20 85.0%

Arkansas 71 • 3-0

| # | Player | Total | | | 3-Ptr | | | Rebounds | | | PF | TP | A | TO | Blk | Stl | Min |
|----|-------------------|--------|--------|--------|--------|--------|--------|----------|-----|-----|----|----|---|----|-----|-----|-----|
| | | FG-FGA | FG-FGA | FT-FTA | FG-FGA | FG-FGA | FT-FTA | Off | Def | Tot | | | | | | | |
| 13 | Jordan Walsh | f | 4-7 | 2-4 | 0-1 | 0 | 1 | 1 | 0 | 10 | 1 | 1 | 1 | 3 | 16 | | |
| 15 | Makhi Mitchell | f | 2-5 | 0-0 | 1-3 | 1 | 3 | 4 | 3 | 5 | 3 | 2 | 0 | 1 | 15 | | |
| 00 | Anthony Black | g | 2-3 | 1-2 | 0-0 | 1 | 4 | 5 | 1 | 5 | 2 | 2 | 0 | 4 | 30 | | |
| 01 | Ricky Council IV | g | 8-12 | 1-4 | 2-3 | 0 | 2 | 2 | 2 | 19 | 2 | 3 | 1 | 1 | 30 | | |
| 04 | Davonte Davis | g | 5-10 | 2-5 | 1-2 | 0 | 2 | 2 | 1 | 13 | 3 | 1 | 0 | 1 | 33 | | |
| 02 | Trevon Brazile | g | 5-9 | 1-1 | 2-2 | 2 | 8 | 10 | 3 | 13 | 2 | 4 | 2 | 1 | 29 | | |
| 05 | Joseph Pinion | g | 0-4 | 0-3 | 2-2 | 0 | 0 | 0 | 1 | 2 | 0 | 0 | 0 | 0 | 5 | | |
| 11 | Jalen Graham | g | 1-4 | 0-1 | 0-2 | 1 | 5 | 6 | 1 | 2 | 0 | 2 | 0 | 0 | 8 | | |
| 12 | Barry Dunning Jr. | g | 0-1 | 0-1 | 0-0 | 0 | 0 | 0 | 1 | 0 | 0 | 0 | 0 | 0 | 6 | | |
| 20 | Kamani Johnson | g | 1-3 | 0-0 | 0-0 | 3 | 1 | 4 | 3 | 2 | 0 | 3 | 0 | 1 | 9 | | |
| 21 | Cade Arbogast | g | 0-1 | 0-1 | 0-0 | 0 | 0 | 0 | 0 | 0 | 0 | 0 | 0 | 0 | 2 | | |
| 22 | Makhi Mitchell | g | 0-1 | 0-0 | 0-0 | 0 | 3 | 3 | 2 | 0 | 1 | 1 | 0 | 1 | 6 | | |
| 23 | Derrian Ford | g | 0-0 | 0-0 | 0-0 | 0 | 3 | 3 | 1 | 0 | 0 | 1 | 0 | 1 | 9 | | |
| 45 | Lawson Blake | g | 0-1 | 0-0 | 0-0 | 1 | 0 | 1 | 0 | 0 | 0 | 0 | 0 | 0 | 2 | | |
| | Team | | | | | 0 | 1 | 1 | | | | | | | | | |
| | Totals | | 28-61 | 7-22 | 8-15 | 9 | 33 | 42 | 19 | 71 | 17 | 20 | 4 | 14 | 200 | | |

FG % 1st Half: 18-33 54.5% 2nd half: 10-28 35.7% Game: 28-61 45.9% Deadball Rebounds 5,1
3FG % 1st Half: 4-10 40.0% 2nd half: 3-12 25.0% Game: 7-22 31.8%
FT % 1st Half: 1-5 20.0% 2nd half: 7-10 70.0% Game: 8-15 53.3%

Officials: Jerry Heater, Marques Pettigrew, Jason Baker
Technical fouls: South Dakota St.-Charlie Easley, Arkansas-Kamani Johnson.
Attendance: 19200

| Score by periods | 1st | 2nd | Total |
|------------------|-----|-----|-------|
| South Dakota St. | 29 | 27 | 56 |
| Arkansas | 41 | 30 | 71 |

Last FG - SDSU 2nd-00:02, ARK 2nd-01:54.
Largest lead - SDSU by 1 1st-16:08, ARK by 27 2nd-08:39.
SDSU led for 00:17. ARK led for 37:54. Game was tied for 01:49.
Score tied - 1 time.
Lead changed - 2 times.

GAME 2 **48** Fordham **21 27 48 74** **#10/10 ARKANSAS** **32 42 74**
Nov. 11, 2022 • Fayetteville, Ark. • Bud Walton Arena

Fordham 48 • 1-1

| # | Player | Total | | | 3-Ptr | | | Rebounds | | | PF | TP | A | TO | Blk | Stl | Min |
|----|---------------------|--------|--------|--------|--------|--------|--------|----------|-----|-----|----|----|---|----|-----|-----|-----|
| | | FG-FGA | FG-FGA | FT-FTA | FG-FGA | FG-FGA | FT-FTA | Off | Def | Tot | | | | | | | |
| 02 | Khalid Moore | f | 3-7 | 0-2 | 1-2 | 0 | 1 | 1 | 2 | 7 | 2 | 1 | 0 | 0 | 27 | | |
| 03 | Abdou Tsimbila | f | 1-2 | 0-0 | 0-0 | 0 | 6 | 6 | 2 | 2 | 0 | 2 | 0 | 3 | 21 | | |
| 30 | Darius Quisenberry | g | 2-8 | 1-4 | 5-6 | 0 | 1 | 1 | 1 | 10 | 1 | 3 | 0 | 1 | 30 | | |
| 10 | Kyle Rose | g | 2-3 | 2-3 | 0-2 | 3 | 1 | 4 | 0 | 6 | 0 | 4 | 0 | 0 | 21 | | |
| 24 | Antrell Charlton | g | 3-10 | 0-2 | 0-0 | 0 | 1 | 1 | 3 | 6 | 2 | 9 | 0 | 0 | 30 | | |
| 01 | Will Richardson | g | 0-2 | 0-0 | 0-0 | 0 | 2 | 2 | 1 | 0 | 1 | 1 | 0 | 0 | 17 | | |
| 11 | Romad Dean | g | 2-4 | 0-1 | 1-1 | 1 | 1 | 2 | 0 | 5 | 0 | 2 | 0 | 0 | 21 | | |
| 12 | Elijah Gray | g | 4-5 | 1-2 | 1-4 | 0 | 2 | 2 | 4 | 10 | 0 | 1 | 0 | 0 | 11 | | |
| 13 | Zach Riley | g | 0-0 | 0-0 | 0-0 | 1 | 0 | 1 | 0 | 0 | 1 | 0 | 0 | 0 | 6 | | |
| 14 | Albe Evans | g | 0-0 | 0-0 | 0-0 | 0 | 0 | 0 | 0 | 0 | 0 | 0 | 0 | 0 | 0+ | | |
| 15 | Rostyslav Novitskyi | g | 0-0 | 0-0 | 2-2 | 1 | 3 | 4 | 3 | 2 | 0 | 4 | 0 | 0 | 9 | | |
| 23 | Patrick Kelly | g | 0-4 | 0-3 | 0-0 | 2 | 0 | 2 | 1 | 0 | 0 | 0 | 0 | 0 | 7 | | |
| | Team | | | | | 1 | 2 | 3 | | | | | | | | | |
| | Totals | | 17-45 | 4-17 | 10-17 | 9 | 20 | 29 | 17 | 48 | 7 | 30 | 0 | 4 | 200 | | |

FG % 1st Half: 8-21 38.1% 2nd half: 9-24 37.5% Game: 17-45 37.8% Deadball Rebounds 4,2
3FG % 1st Half: 2-9 22.2% 2nd half: 2-8 25.0% Game: 4-17 23.5%
FT % 1st Half: 3-6 50.0% 2nd half: 7-11 63.6% Game: 10-17 58.8%

Arkansas 74 • 2-0

| # | Player | Total | | | 3-Ptr | | | Rebounds | | | PF | TP | A | TO | Blk | Stl | Min |
|----|-------------------|--------|--------|--------|--------|--------|--------|----------|-----|-----|----|----|---|----|-----|-----|-----|
| | | FG-FGA | FG-FGA | FT-FTA | FG-FGA | FG-FGA | FT-FTA | Off | Def | Tot | | | | | | | |
| 13 | Jordan Walsh | f | 5-7 | 0-2 | 2-3 | 1 | 3 | 4 | 3 | 12 | 1 | 1 | 0 | 0 | 21 | | |
| 15 | Makhi Mitchell | f | 4-7 | 0-0 | 0-0 | 2 | 2 | 4 | 3 | 8 | 2 | 0 | 2 | 3 | 26 | | |
| 00 | Anthony Black | g | 3-8 | 1-6 | 3-4 | 2 | 4 | 6 | 2 | 10 | 0 | 4 | 1 | 2 | 24 | | |
| 01 | Ricky Council IV | g | 5-12 | 1-3 | 4-4 | 1 | 3 | 4 | 2 | 15 | 7 | 2 | 0 | 2 | 37 | | |
| 04 | Davonte Davis | g | 3-12 | 0-3 | 1-2 | 0 | 3 | 3 | 1 | 7 | 5 | 1 | 0 | 3 | 32 | | |
| 02 | Trevon Brazile | g | 3-7 | 0-2 | 2-3 | 4 | 4 | 8 | 3 | 8 | 1 | 2 | 1 | 1 | 32 | | |
| 05 | Joseph Pinion | g | 1-1 | 0-0 | 0-0 | 0 | 0 | 0 | 1 | 2 | 0 | 0 | 0 | 1 | 4 | | |
| 11 | Jalen Graham | g | 5-7 | 0-0 | 0-0 | 3 | 1 | 4 | 3 | 10 | 1 | 1 | 0 | 0 | 11 | | |
| 12 | Barry Dunning Jr. | g | 0-0 | 0-0 | 0-0 | 0 | 0 | 0 | 1 | 0 | 0 | 0 | 0 | 0 | 3 | | |
| 20 | Kamani Johnson | g | 0-1 | 0-0 | 0-2 | 1 | 0 | 1 | 0 | 0 | 0 | 0 | 0 | 0 | 3 | | |
| 21 | Cade Arbogast | g | | | | | | | | | | | | | | | |

GAME 5 **90** **#10/8 Creighton** 40 50 **90** **80**
#9/9 ARKANSAS 34 53 **87** **80**
 Nov. 22, 2022 • Lahaina, Hawaii • Lahaina Civic Center

Creighton 90 • 6-0

| # | Player | Total | | | 3-Ptr | | | Rebounds | | | PF | TP | A | TO | Blk | Stl | Min |
|----|---------------------|--------|--------|--------|--------|--------|--------|----------|-----|-----|----|----|---|----|-----|-----|-----|
| | | FG-FGA | FG-FGA | FT-FTA | FG-FGA | FG-FGA | FT-FTA | Off | Def | Tot | | | | | | | |
| 24 | Arthur Kaluma | f | 4-8 | 0-1 | 1-2 | 2 | 4 | 6 | 2 | 9 | 2 | 6 | 1 | 2 | 30 | | |
| 11 | Ryan Kalkbrenner | f | 9-12 | 0-0 | 3-6 | 3 | 4 | 7 | 4 | 21 | 1 | 2 | 2 | 1 | 38 | | |
| 02 | Ryan Nembhard | g | 6-12 | 3-4 | 10-12 | 0 | 6 | 6 | 1 | 25 | 5 | 2 | 0 | 0 | 36 | | |
| 23 | Trey Alexander | g | 4-6 | 0-0 | 4-5 | 0 | 5 | 5 | 3 | 12 | 6 | 2 | 0 | 2 | 32 | | |
| 55 | Baylor Scheierman | g | 7-10 | 3-5 | 3-4 | 0 | 7 | 7 | 4 | 20 | 3 | 2 | 0 | 0 | 39 | | |
| 04 | Shereef Mitchell | g | 0-1 | 0-1 | 0-0 | 0 | 1 | 1 | 1 | 0 | 0 | 1 | 0 | 0 | 4 | | |
| 05 | Francisco Farabello | g | 1-3 | 1-3 | 0-0 | 0 | 0 | 0 | 0 | 3 | 0 | 1 | 0 | 0 | 13 | | |
| 13 | Mason Miller | g | 0-0 | 0-0 | 0-0 | 0 | 0 | 0 | 0 | 0 | 0 | 0 | 0 | 0 | 6 | | |
| 33 | Fredrick King | g | 0-1 | 0-0 | 0-0 | 0 | 1 | 1 | 1 | 0 | 0 | 0 | 0 | 0 | 2 | | |
| | Team | | | | | 0 | 2 | 2 | | | | 1 | | | | | |
| | Totals | | 31-53 | 7-14 | 21-29 | 5 | 30 | 35 | 16 | 90 | 17 | 17 | 3 | 5 | 200 | | |

FG % 1st Half: 17-31 54.8% 2nd half: 14-22 63.6% Game: 31-53 58.5% Deadball Rebounds 4
 3FG % 1st Half: 5-10 50.0% 2nd half: 2-4 50.0% Game: 7-14 50.0%
 FT % 1st Half: 1-1 100.0% 2nd half: 20-28 71.4% Game: 21-29 72.4%

Arkansas 87 • 4-1

| # | Player | Total | | | 3-Ptr | | | Rebounds | | | PF | TP | A | TO | Blk | Stl | Min |
|----|------------------|--------|--------|--------|--------|--------|--------|----------|-----|-----|----|----|---|----|-----|-----|-----|
| | | FG-FGA | FG-FGA | FT-FTA | FG-FGA | FG-FGA | FT-FTA | Off | Def | Tot | | | | | | | |
| 13 | Jordan Walsh | f | 1-5 | 1-2 | 2-2 | 0 | 3 | 3 | 3 | 5 | 2 | 2 | 0 | 1 | 36 | | |
| 15 | Makhi Mitchell | f | 1-2 | 0-0 | 0-0 | 1 | 0 | 1 | 3 | 2 | 0 | 0 | 0 | 1 | 8 | | |
| 00 | Anthony Black | g | 10-18 | 1-3 | 5-7 | 3 | 3 | 6 | 3 | 26 | 6 | 3 | 0 | 2 | 38 | | |
| 01 | Ricky Council IV | g | 9-19 | 2-6 | 4-4 | 1 | 2 | 3 | 3 | 24 | 3 | 1 | 0 | 2 | 40 | | |
| 04 | Davonte Davis | g | 3-9 | 1-4 | 2-2 | 0 | 3 | 3 | 4 | 9 | 2 | 0 | 0 | 1 | 39 | | |
| 02 | Trevon Brazile | g | 7-14 | 3-5 | 0-1 | 1 | 5 | 6 | 5 | 17 | 2 | 1 | 3 | 1 | 32 | | |
| 05 | Joseph Pinion | g | 0-0 | 0-0 | 0-0 | 0 | 0 | 0 | 0 | 0 | 0 | 0 | 0 | 0 | 0+ | | |
| 22 | Makhel Mitchell | g | 2-3 | 0-0 | 0-1 | 1 | 2 | 3 | 0 | 4 | 0 | 0 | 2 | 0 | 7 | | |
| | Team | | | | | 3 | 3 | 6 | | | | | | | | | |
| | Totals | | 33-70 | 8-20 | 13-17 | 10 | 21 | 31 | 21 | 87 | 15 | 9 | 5 | 8 | 200 | | |

FG % 1st Half: 15-34 44.1% 2nd half: 18-36 50.0% Game: 33-70 47.1% Deadball Rebounds 1
 3FG % 1st Half: 0-5 0.0% 2nd half: 8-15 53.3% Game: 8-20 40.0%
 FT % 1st Half: 4-6 66.7% 2nd half: 9-11 81.8% Game: 13-17 76.5%

Officials: Randy Richardson, Lee Cassell, Paul Szelc
 Technical fouls: Creighton-None. Arkansas-TEAM.
 Attendance: 2400

| Score by periods | 1st | 2nd | Total |
|------------------|-----|-----|-------|
| Creighton | 40 | 50 | 90 |
| Arkansas | 34 | 53 | 87 |

Last FG - CU 2nd-01:12, ARK 2nd-00:03.
 Largest lead - CU by 12 1st-01:43, ARK by 2 2nd-14:25.
 CU led for 33:45. ARK led for 02:08. Game was tied for 04:07.

Score tied - 10 times.
 Lead changed - 10 times.

GAME 7 **61** **Troy** 33 28 **61** **76**
#11/11 ARKANSAS 31 43 **74** **76**
 Nov. 28, 2022 • Fayetteville, Ark. • Bud Walton Arena

Troy 61 • 6-2

| # | Player | Total | | | 3-Ptr | | | Rebounds | | | PF | TP | A | TO | Blk | Stl | Min |
|----|------------------|--------|--------|--------|--------|--------|--------|----------|-----|-----|----|----|---|----|-----|-----|-----|
| | | FG-FGA | FG-FGA | FT-FTA | FG-FGA | FG-FGA | FT-FTA | Off | Def | Tot | | | | | | | |
| 10 | Zay Williams | f | 5-9 | 0-4 | 1-2 | 1 | 3 | 4 | 3 | 11 | 1 | 2 | 1 | 1 | 24 | | |
| 30 | Christian Turner | f | 1-3 | 0-2 | 0-0 | 1 | 0 | 1 | 2 | 2 | 0 | 3 | 0 | 2 | 24 | | |
| 00 | Kieffer Punter | g | 0-4 | 0-3 | 0-0 | 0 | 0 | 0 | 3 | 0 | 1 | 3 | 0 | 0 | 25 | | |
| 02 | Aamer Muhammad | g | 2-7 | 1-3 | 0-0 | 0 | 3 | 3 | 2 | 5 | 3 | 1 | 0 | 0 | 32 | | |
| 11 | Nelson Phillips | g | 7-17 | 6-12 | 2-2 | 1 | 6 | 7 | 2 | 22 | 3 | 3 | 2 | 1 | 35 | | |
| 05 | Christyon Eugene | g | 5-10 | 2-3 | 1-2 | 0 | 1 | 1 | 2 | 13 | 0 | 4 | 0 | 1 | 28 | | |
| 15 | Jackson Fields | g | 0-0 | 0-0 | 0-0 | 0 | 1 | 1 | 3 | 0 | 1 | 1 | 0 | 1 | 12 | | |
| 21 | Nate Tshimanga | g | 1-1 | 0-0 | 0-2 | 0 | 1 | 1 | 1 | 2 | 0 | 1 | 0 | 0 | 7 | | |
| 32 | Lyddell Geffrard | g | 3-5 | 0-1 | 0-0 | 2 | 1 | 3 | 1 | 6 | 1 | 0 | 0 | 0 | 13 | | |
| | Team | | | | | 5 | 0 | 5 | | | | | | | | | |
| | Totals | | 24-56 | 9-28 | 4-8 | 10 | 16 | 26 | 19 | 61 | 10 | 18 | 3 | 6 | 200 | | |

FG % 1st Half: 13-26 50.0% 2nd half: 11-30 36.7% Game: 24-56 42.9% Deadball Rebounds 2
 3FG % 1st Half: 6-14 42.9% 2nd half: 3-14 21.4% Game: 9-28 32.1%
 FT % 1st Half: 1-4 25.0% 2nd half: 3-4 75.0% Game: 4-8 50.0%

Arkansas 74 • 6-1

| # | Player | Total | | | 3-Ptr | | | Rebounds | | | PF | TP | A | TO | Blk | Stl | Min |
|----|-------------------|--------|--------|--------|--------|--------|--------|----------|-----|-----|----|----|---|----|-----|-----|-----|
| | | FG-FGA | FG-FGA | FT-FTA | FG-FGA | FG-FGA | FT-FTA | Off | Def | Tot | | | | | | | |
| 13 | Jordan Walsh | f | 1-6 | 0-0 | 4-5 | 0 | 4 | 4 | 3 | 6 | 0 | 2 | 1 | 2 | 20 | | |
| 15 | Makhi Mitchell | f | 6-8 | 0-0 | 2-2 | 4 | 5 | 9 | 2 | 14 | 0 | 2 | 3 | 0 | 28 | | |
| 00 | Anthony Black | g | 5-8 | 2-4 | 2-4 | 1 | 7 | 8 | 1 | 14 | 3 | 3 | 1 | 2 | 40 | | |
| 01 | Ricky Council IV | g | 12-18 | 1-4 | 2-2 | 2 | 1 | 3 | 2 | 27 | 0 | 2 | 0 | 1 | 39 | | |
| 02 | Barry Dunning Jr. | g | 0-0 | 0-0 | 0-0 | 0 | 0 | 0 | 0 | 0 | 0 | 1 | 0 | 0 | 1 | | |
| 02 | Trevon Brazile | g | 1-5 | 0-2 | 1-2 | 0 | 0 | 0 | 2 | 3 | 1 | 5 | 0 | 2 | 25 | | |
| 03 | Nick Smith Jr. | g | 0-2 | 0-1 | 0-0 | 1 | 0 | 1 | 0 | 0 | 0 | 0 | 0 | 0 | 6 | | |
| 05 | Joseph Pinion | g | 0-0 | 0-0 | 0-0 | 0 | 1 | 1 | 0 | 0 | 0 | 0 | 0 | 0 | 2 | | |
| 20 | Kamani Johnson | g | 1-3 | 0-0 | 6-8 | 0 | 3 | 3 | 2 | 8 | 0 | 0 | 1 | 1 | 32 | | |
| 22 | Makhel Mitchell | g | 1-1 | 0-0 | 0-0 | 1 | 1 | 2 | 0 | 2 | 0 | 0 | 0 | 0 | 7 | | |
| | Team | | | | | 1 | 1 | 2 | | | | | | | | | |
| | Totals | | 27-51 | 3-11 | 17-23 | 10 | 23 | 33 | 12 | 74 | 4 | 15 | 5 | 8 | 200 | | |

FG % 1st Half: 11-26 42.3% 2nd half: 16-25 64.0% Game: 27-51 52.9% Deadball Rebounds 4,1
 3FG % 1st Half: 1-6 16.7% 2nd half: 2-5 40.0% Game: 3-11 27.3%
 FT % 1st Half: 8-10 80.0% 2nd half: 9-13 69.2% Game: 17-23 73.9%

Officials: Brian O'Connell, Owen Shortt, Joe Lindsay
 Technical fouls: Troy-None. Arkansas-None.
 Attendance: 19200

| Score by periods | 1st | 2nd | Total |
|------------------|-----|-----|-------|
| Troy | 33 | 28 | 61 |
| Arkansas | 31 | 43 | 74 |

Last FG - TROY 2nd-00:55, ARK 2nd-00:43.
 Largest lead - TROY by 7 1st-06:06, ARK by 14 2nd-01:03.
 TROY led for 20:22. ARK led for 15:32. Game was tied for 04:06.

Score tied - 6 times.
 Lead changed - 11 times.

GAME 6 **78** **#9/9 ARKANSAS** 26 41 11 **78** **74**
#17/19 San Diego State 35 32 7 **74** **74**
 Nov. 23, 2022 • Lahaina, Hawaii • Lahaina Civic Center

Arkansas 78 • 5-1

| # | Player | Total | | | 3-Ptr | | | Rebounds | | | PF | TP | A | TO | Blk | Stl | Min |
|----|-------------------|--------|--------|--------|--------|--------|--------|----------|-----|-----|----|----|---|----|-----|-----|-----|
| | | FG-FGA | FG-FGA | FT-FTA | FG-FGA | FG-FGA | FT-FTA | Off | Def | Tot | | | | | | | |
| 13 | Jordan Walsh | f | 3-7 | 0-2 | 1-2 | 3 | 2 | 5 | 4 | 7 | 2 | 1 | 1 | 0 | 34 | | |
| 15 | Makhi Mitchell | f | 0-0 | 0-0 | 2-2 | 0 | 3 | 3 | 1 | 2 | 0 | 0 | 0 | 1 | 11 | | |
| 00 | Anthony Black | g | 3-11 | 0-2 | 9-10 | 1 | 4 | 5 | 2 | 15 | 1 | 4 | 0 | 1 | 39 | | |
| 01 | Ricky Council IV | g | 6-19 | 0-3 | 7-11 | 1 | 2 | 3 | 3 | 19 | 4 | 3 | 0 | 2 | 41 | | |
| 04 | Davonte Davis | g | 1-4 | 0-2 | 0-0 | 1 | 1 | 2 | 0 | 2 | 1 | 1 | 0 | 0 | 17 | | |
| 02 | Trevon Brazile | g | 6-14 | 3-8 | 5-8 | 0 | 9 | 9 | 3 | 20 | 0 | 1 | 0 | 2 | 40 | | |
| 11 | Jalen Graham | g | 0-0 | 0-0 | 0-0 | 0 | 0 | 0 | 0 | 0 | 0 | 0 | 0 | 0 | 2 | | |
| 12 | Barry Dunning Jr. | g | 0-0 | 0-0 | 0-0 | 0 | 0 | 0 | 1 | 0 | 0 | 1 | 0 | 1 | 8 | | |
| 20 | Kamani Johnson | g | 2-2 | 0-0 | 3-5 | 4 | 3 | 7 | 3 | 7 | 0 | 1 | 0 | 2 | 19 | | |
| 22 | Makhel Mitchell | g | 3-3 | 0-0 | 0-0 | 0 | 3 | 3 | 3 | 6 | 0 | 1 | 2 | 0 | 14 | | |
| | Team | | | | | 0 | 3 | 3 | | | | 3 | | | | | |
| | Totals | | 24-60 | 3-17 | 27-38 | 10 | 30 | 40 | 20 | 78 | 8 | 16 | 3 | 9 | 225 | | |

FG % 1st Half: 9-22 40.9% 2nd half: 11-29 37.9% OT: 4-9 44.4% Game: 24-60 40.0% Deadball Rebounds 4
 3FG % 1st Half: 0-8 0.0% 2nd half: 3-8 37.5% OT: 0-1 0.0% Game: 3-17 17.6%
 FT % 1st Half: 8-12 66.7% 2nd half: 16-22 72.7% OT: 3-4 75.0% Game: 27-38 71.1%

San Diego St. 74 • 4-2

| # | Player | Total | | | 3-Ptr | | | Rebounds | | | PF | TP | A | TO | Blk | Stl | Min |
|----|------------------|--------|--------|--------|--------|--------|--------|----------|-----|-----|----|----|---|----|-----|-----|-----|
| | | FG-FGA | FG-FGA | FT-FTA | FG-FGA | FG-FGA | FT-FTA | Off | Def | Tot | | | | | | | |
| 00 | Keshad Johnson | f | 4-6 | 0-1 | 2-3 | 1 | 6 | 7 | 5 | 10 | 1 | 1 | 1 | 0 | 36 | | |
| 31 | Nathan Mensah | f | 1-2 | 0-0 | 0-0 | 1 | 3 | 4 | 5 | 2 | 1 | 2 | 0 | 1 | 11 | | |
| 05 | Lamont Butler | g | 3-9 | 0-1 | 3-5 | 0 | 2 | 2 | 2 | 9 | 0 | 3 | 0 | 1 | 21 | | |
| 12 | Darrion Trammell | g | 5-13 | 1-4 | 2-2 | 0 | 2 | 2 | 0 | 13 | 2 | 2 | 0 | 2 | 34 | | |
| 20 | Matt Bradley | g | 9-20 | 1-7 | 4-5 | 0 | 7 | 7 | 1 | 23 | 1 | 1 | 0 | 3 | 35 | | |
| 02 | Adam Seiko | g | 0-1 | 0-1 | 2-2 | 0 | 2 | 2 | 1 | 2 | 1 | 3 | 0 | 1 | 16 | | |
| 03 | Micah Parrish | g | 0-4 | 0-4 | 2-2 | 0 | 1 | 1 | 2 | 2 | 1 | 2 | 0 | 1 | 29 | | |
| 13 | Jaedon LeDee | g | 2-4 | 0-0 | 2-2 | 0 | 1 | 1 | 3 | 6 | 0 | 0 | 0 | 0 | 14 | | |
| 33 | Aguek Arop | g | 3-3 | 0-0 | 1-2 | 1 | 2 | 3 | 4 | 7 | 1 | 0 | 1 | 0 | 29 | | |
| | Team | | | | | 4 | 1 | 5 | | | | 1 | | | | | |
| | Totals | | 27-62 | 2-18 | 18-23 | 7 | 27 | 34 | 23 | 74 | 8 | 15 | 2 | 9 | 225 | | |

FG % 1st Half: 14-29 48.3% 2nd half: 11-26 42.3% OT: 2-7 28.6% Game: 27-62 43.5% Deadball Rebounds 2,1
 3FG % 1st Half: 0-8 0.0% 2nd half: 1-7 14.3% OT: 1-3 33.3% Game: 2-18 11.1%
 FT % 1st Half: 9-11 81.8% 2nd half: 9-10 90.0% OT: 2-2 100.0% Game: 18-23 78.3%

Officials: Jeb Hartness, Byron Jarrett, Terry Oglesby
 Technical fouls: Arkansas-None. San Diego St.-Matt Bradley.
 Attendance: 2400

| Score by periods | 1st | 2nd | OT | Total |
|------------------|-----|-----|----|-------|
| Arkansas | 26 | 41 | 11 | 78 |
| San Diego St. | 35 | 32 | 7 | 74 |

Last FG - ARK OT-01:53, SDIEGOST OT-02:25.
 Largest lead - ARK by 4 OT-00:03, SDIEGOST by 13 1st-05:56.
 ARK led for 08:52. SDIEGOST led for 33:53. Game was tied for 02:15.

Score tied - 5 times.
 Lead changed - 10 times.

GAME 8 **58** **San Jose State** 35 23 **58**

GAME 9 **58** **UNC Greensboro** 26 32 58 **65**
#9/8 ARKANSAS 21 44 65
 Dec. 6, 2022 • Fayetteville, Ark. • Bud Walton Arena

UNC Greensboro 58 • 4-6

| # | Player | Total | | | 3-Ptr | | | Rebounds | | | PF | TP | A | TO | Blk | Stl | Min |
|----|---------------------|--------|--------|--------|-------|-----|-----|----------|----|----|----|----|---|----|-----|-----|-----|
| | | FG-FGA | FG-FGA | FT-FTA | Off | Def | Tot | | | | | | | | | | |
| 04 | Mohammed Abdulsalam | f | 2-6 | 0-0 | 1-1 | 3 | 7 | 10 | 4 | 5 | 0 | 0 | 2 | 1 | 25 | | |
| 33 | Bas Leyte | f | 2-8 | 0-2 | 1-2 | 1 | 2 | 3 | 2 | 5 | 1 | 0 | 0 | 0 | 25 | | |
| 00 | Keyshaun Langley | g | 3-11 | 1-7 | 2-3 | 1 | 1 | 2 | 2 | 9 | 3 | 1 | 0 | 0 | 31 | | |
| 03 | Kobe Langley | g | 4-14 | 2-5 | 0-0 | 0 | 8 | 8 | 4 | 10 | 7 | 0 | 0 | 0 | 29 | | |
| 24 | Dante Treacy | g | 4-12 | 1-3 | 2-3 | 0 | 5 | 5 | 2 | 11 | 1 | 4 | 0 | 0 | 32 | | |
| 02 | Mikeal Brown-Jones | g | 1-4 | 0-1 | 1-2 | 0 | 2 | 2 | 4 | 3 | 1 | 2 | 0 | 1 | 18 | | |
| 11 | Keondre Kennedy | g | 1-6 | 1-4 | 0-0 | 0 | 2 | 2 | 4 | 3 | 0 | 2 | 1 | 0 | 15 | | |
| 12 | Donovan Atwell | g | 4-6 | 4-6 | 0-0 | 0 | 0 | 0 | 3 | 12 | 0 | 0 | 0 | 0 | 13 | | |
| 15 | Cortez Johnson | g | 0-0 | 0-0 | 0-0 | 0 | 0 | 0 | 0 | 0 | 0 | 0 | 0 | 0 | 1 | | |
| 20 | Joryam Saizonou | g | 0-0 | 0-0 | 0-0 | 0 | 1 | 1 | 1 | 0 | 0 | 0 | 0 | 0 | 6 | | |
| 22 | Jalen Breath | g | 0-0 | 0-0 | 0-0 | 0 | 1 | 1 | 0 | 0 | 0 | 0 | 0 | 0 | 5 | | |
| | Team | | | | | 3 | 2 | 5 | | | | | | | | | |
| | Totals | | 21-67 | 9-28 | 7-11 | 8 | 31 | 39 | 26 | 58 | 13 | 9 | 3 | 8 | 200 | | |

FG % 1st Half: 9-31 29.0% 2nd half: 12-36 33.3% Game: 21-67 31.3% Deadball Rebounds 2
 3FG % 1st Half: 4-15 26.7% 2nd half: 5-13 38.5% Game: 9-28 32.1%
 FT % 1st Half: 4-7 57.1% 2nd half: 3-4 75.0% Game: 7-11 63.6%

Arkansas 65 • 8-1

| # | Player | Total | | | 3-Ptr | | | Rebounds | | | PF | TP | A | TO | Blk | Stl | Min |
|----|------------------|--------|--------|--------|-------|-----|-----|----------|----|----|----|----|---|----|-----|-----|-----|
| | | FG-FGA | FG-FGA | FT-FTA | Off | Def | Tot | | | | | | | | | | |
| 13 | Jordan Walsh | f | 0-2 | 0-2 | 0-0 | 0 | 0 | 0 | 1 | 0 | 1 | 1 | 0 | 0 | 8 | | |
| 15 | Makhi Mitchell | f | 4-5 | 0-0 | 5-7 | 0 | 14 | 14 | 2 | 13 | 1 | 0 | 4 | 2 | 32 | | |
| 00 | Anthony Black | g | 4-8 | 2-4 | 1-3 | 1 | 4 | 5 | 3 | 11 | 2 | 1 | 1 | 0 | 33 | | |
| 01 | Ricky Council IV | g | 1-7 | 0-3 | 6-6 | 0 | 3 | 3 | 3 | 8 | 2 | 3 | 0 | 0 | 37 | | |
| 03 | Nick Smith Jr. | g | 6-14 | 1-5 | 9-11 | 0 | 4 | 4 | 1 | 22 | 3 | 2 | 1 | 1 | 39 | | |
| 02 | Trevon Brazile | g | 0-3 | 0-1 | 0-0 | 1 | 1 | 2 | 0 | 0 | 0 | 1 | 2 | 0 | 9 | | |
| 04 | Davonte Davis | g | 3-13 | 0-3 | 4-4 | 1 | 9 | 10 | 4 | 10 | 0 | 3 | 0 | 3 | 29 | | |
| 11 | Jalen Graham | g | 0-1 | 0-0 | 0-0 | 1 | 0 | 1 | 0 | 0 | 0 | 1 | 0 | 0 | 3 | | |
| 20 | Kamani Johnson | g | 0-1 | 0-0 | 1-2 | 1 | 4 | 5 | 0 | 1 | 0 | 0 | 1 | 0 | 9 | | |
| 23 | Derrian Ford | g | 0-0 | 0-0 | 0-0 | 0 | 0 | 0 | 0 | 0 | 0 | 0 | 0 | 0 | 1 | | |
| | Team | | | | | 3 | 0 | 3 | | | | | | | | | |
| | Totals | | 18-54 | 3-18 | 26-33 | 8 | 39 | 47 | 14 | 65 | 9 | 12 | 9 | 6 | 200 | | |

FG % 1st Half: 9-30 30.0% 2nd half: 9-24 37.5% Game: 18-54 33.3% Deadball Rebounds 4.1
 3FG % 1st Half: 0-8 0.0% 2nd half: 3-10 30.0% Game: 3-18 16.7%
 FT % 1st Half: 3-6 50.0% 2nd half: 23-27 85.2% Game: 26-33 78.8%

Officials: Robert Felder, Rob Rorke, Tony Greene
 Technical fouls: UNC Greensboro-None. Arkansas-None.
 Attendance: 19200

| Score by periods | 1st | 2nd | Total |
|------------------|-----|-----|-------|
| UNC Greensboro | 26 | 32 | 58 |
| Arkansas | 21 | 44 | 65 |

Last FG - UNCG 2nd-00:21, ARK 2nd-01:29.
 Largest lead - UNCG by 12 1st-04:54, ARK by 7 2nd-01:29.
 UNCG led for 29:06. ARK led for 07:47. Game was tied for 03:07.

GAME 11 **57** **Bradley** 25 32 57 **76**
#10/10 ARKANSAS 37 39 76
 Dec. 17, 2022 • N. Little Rock, Ark. • Simmons Bank Arena

Bradley 57 • 7-4

| # | Player | Total | | | 3-Ptr | | | Rebounds | | | PF | TP | A | TO | Blk | Stl | Min |
|----|----------------------|--------|--------|--------|-------|-----|-----|----------|----|----|----|----|---|----|-----|-----|-----|
| | | FG-FGA | FG-FGA | FT-FTA | Off | Def | Tot | | | | | | | | | | |
| 14 | Malevy Leons | f | 2-4 | 0-1 | 7-8 | 6 | 2 | 8 | 4 | 11 | 0 | 4 | 1 | 4 | 24 | | |
| 51 | Zienk Mast | f | 5-9 | 0-2 | 7-9 | 0 | 6 | 6 | 3 | 17 | 0 | 6 | 0 | 1 | 27 | | |
| 03 | Zek Montgomery | g | 2-5 | 0-0 | 0-0 | 1 | 3 | 4 | 1 | 4 | 0 | 3 | 0 | 0 | 24 | | |
| 10 | Connor Hickman | g | 2-6 | 2-5 | 0-0 | 0 | 4 | 4 | 4 | 6 | 0 | 4 | 0 | 0 | 30 | | |
| 21 | Duke Deen | g | 4-9 | 2-5 | 1-2 | 0 | 4 | 4 | 3 | 11 | 4 | 3 | 0 | 2 | 29 | | |
| 01 | James "Pop" Weathers | g | 1-2 | 0-0 | 0-0 | 0 | 0 | 0 | 2 | 2 | 0 | 0 | 0 | 1 | 9 | | |
| 05 | Christian Davis | g | 0-2 | 0-1 | 0-0 | 0 | 0 | 0 | 0 | 0 | 0 | 0 | 0 | 0 | 3 | | |
| 22 | Ja'Shon Henry | g | 1-6 | 0-0 | 2-2 | 1 | 2 | 3 | 2 | 4 | 2 | 2 | 0 | 0 | 25 | | |
| 23 | Ville Tahvanainen | g | 0-1 | 0-1 | 0-0 | 2 | 2 | 2 | 1 | 0 | 0 | 0 | 0 | 0 | 14 | | |
| 35 | Darius Hannah | g | 1-1 | 0-0 | 0-0 | 0 | 1 | 1 | 2 | 2 | 2 | 2 | 1 | 0 | 15 | | |
| | Team | | | | | 0 | 0 | 0 | | | | | | | | | |
| | Totals | | 18-45 | 4-15 | 17-21 | 8 | 24 | 32 | 22 | 57 | 8 | 27 | 2 | 8 | 200 | | |

FG % 1st Half: 9-19 47.4% 2nd half: 9-26 34.6% Game: 18-45 40.0% Deadball Rebounds 3.1
 3FG % 1st Half: 2-3 66.7% 2nd half: 2-12 16.7% Game: 4-15 26.7%
 FT % 1st Half: 5-6 83.3% 2nd half: 12-15 80.0% Game: 17-21 81.0%

Arkansas 76 • 10-1

| # | Player | Total | | | 3-Ptr | | | Rebounds | | | PF | TP | A | TO | Blk | Stl | Min |
|----|-------------------|--------|--------|--------|-------|-----|-----|----------|----|----|----|----|---|----|-----|-----|-----|
| | | FG-FGA | FG-FGA | FT-FTA | Off | Def | Tot | | | | | | | | | | |
| 13 | Jordan Walsh | f | 7-7 | 1-1 | 3-4 | 0 | 3 | 3 | 5 | 18 | 1 | 0 | 0 | 4 | 28 | | |
| 15 | Makhi Mitchell | f | 3-5 | 0-0 | 0-0 | 1 | 2 | 3 | 5 | 6 | 2 | 2 | 1 | 2 | 17 | | |
| 00 | Anthony Black | g | 4-7 | 0-1 | 7-11 | 1 | 2 | 3 | 1 | 15 | 4 | 2 | 2 | 2 | 38 | | |
| 01 | Ricky Council IV | g | 4-10 | 1-3 | 7-8 | 0 | 2 | 2 | 2 | 16 | 2 | 2 | 0 | 2 | 36 | | |
| 03 | Nick Smith Jr. | g | 1-8 | 1-4 | 2-2 | 1 | 0 | 1 | 1 | 5 | 0 | 2 | 0 | 1 | 21 | | |
| 04 | Davonte Davis | g | 3-9 | 1-2 | 0-0 | 3 | 4 | 7 | 0 | 7 | 3 | 1 | 0 | 0 | 30 | | |
| 05 | Joseph Pinion | g | 0-0 | 0-0 | 0-0 | 0 | 1 | 1 | 0 | 0 | 0 | 0 | 0 | 0 | 1 | | |
| 11 | Jalen Graham | g | 2-4 | 0-0 | 2-4 | 0 | 2 | 2 | 3 | 6 | 1 | 1 | 1 | 0 | 11 | | |
| 12 | Barry Dunning Jr. | g | 0-0 | 0-0 | 1-2 | 0 | 1 | 1 | 0 | 1 | 0 | 0 | 0 | 0 | 1 | | |
| 20 | Kamani Johnson | g | 1-1 | 0-0 | 0-0 | 1 | 1 | 2 | 2 | 2 | 0 | 0 | 1 | 0 | 12 | | |
| 21 | Cade Arbogast | g | 0-0 | 0-0 | 0-0 | 0 | 0 | 0 | 0 | 0 | 0 | 0 | 0 | 0 | 1 | | |
| 22 | Makhi Mitchell | g | 0-0 | 0-0 | 0-0 | 0 | 0 | 0 | 0 | 0 | 0 | 0 | 0 | 0 | 1 | | |
| 23 | Derrian Ford | g | 0-0 | 0-0 | 0-0 | 0 | 0 | 0 | 0 | 0 | 0 | 1 | 0 | 0 | 2 | | |
| 45 | Lawson Blake | g | 0-0 | 0-0 | 0-0 | 0 | 0 | 0 | 0 | 0 | 0 | 0 | 0 | 0 | 1 | | |
| | Team | | | | | 0 | 1 | 1 | | | | | | | | | |
| | Totals | | 25-51 | 4-11 | 22-31 | 7 | 19 | 26 | 19 | 76 | 13 | 11 | 5 | 16 | 200 | | |

FG % 1st Half: 13-28 46.4% 2nd half: 12-23 52.2% Game: 25-51 49.0% Deadball Rebounds 3
 3FG % 1st Half: 2-6 33.3% 2nd half: 2-5 40.0% Game: 4-11 36.4%
 FT % 1st Half: 9-12 75.0% 2nd half: 13-19 68.4% Game: 22-31 71.0%

Officials: Keith Patterson, Josue Nieves, Rob Rorke
 Technical fouls: Bradley-TEAM. Arkansas-Jordan Walsh 2.
 Attendance: 16675

| Score by periods | 1st | 2nd | Total |
|------------------|-----|-----|-------|
| Bradley | 25 | 32 | 57 |
| Arkansas | 37 | 39 | 76 |

Last FG - BRAD 2nd-02:32, ARK 2nd-02:03.
 Largest lead - BRAD by 2 1st-19:30, ARK by 24 2nd-11:18.
 BRAD led for 02:43. ARK led for 36:11. Game was tied for 01:06.

GAME 10 **78** **#--/RV Oklahoma** 40 38 78 **88**
#9/9 ARKANSAS 43 45 88
 Dec. 10, 2022 • Tulsa, Okla. • BOK Center

Oklahoma 78 • 7-3

| # | Player | Total | | | 3-Ptr | | | Rebounds | | | PF | TP | A | TO | Blk | Stl | Min |
|----|-----------------|--------|--------|--------|-------|-----|-----|----------|----|----|----|----|---|----|-----|-----|-----|
| | | FG-FGA | FG-FGA | FT-FTA | Off | Def | Tot | | | | | | | | | | |
| 01 | Jalen Hill | f | 4-6 | 0-1 | 3-4 | 2 | 3 | 5 | 1 | 11 | 1 | 2 | 0 | 0 | 28 | | |
| 35 | Tanner Groves | f | 2-5 | 2-4 | 0-0 | 1 | 3 | 4 | 5 | 6 | 1 | 2 | 0 | 1 | 21 | | |
| 12 | Milos Uzan | f | 7-11 | 1-2 | 0-1 | 0 | 2 | 2 | 4 | 15 | 5 | 1 | 0 | 0 | 34 | | |
| 25 | Grant Sherfield | g | 8-14 | 3-6 | 4-4 | 1 | 1 | 2 | 2 | 23 | 3 | 4 | 0 | 3 | 34 | | |
| 34 | Jacob Groves | g | 3-4 | 1-1 | 0-0 | 0 | 2 | 2 | 0 | 7 | 1 | 1 | 0 | 0 | 24 | | |
| 04 | Joe Bamisile | g | 4-7 | 0-1 | 0-0 | 0 | 5 | 5 | 2 | 8 | 1 | 2 | 1 | 0 | 19 | | |
| 10 | Sam Godwin | g | 3-4 | 0-0 | 0-0 | 1 | 0 | 1 | 2 | 6 | 1 | 1 | 0 | 0 | 16 | | |
| 14 | Bijan Cortes | g | 1-5 | 0-0 | 0-0 | 0 | 1 | 1 | 1 | 2 | 2 | 2 | 0 | 1 | 22 | | |
| 22 | CJ Noland | g | 0-0 | 0-0 | 0-0 | 0 | 0 | 0 | 0 | 0 | 0 | 0 | 0 | 0 | 2 | | |
| | Team | | | | | 2 | 3 | 5 | | | | | | | | | |
| | Totals | | 32-56 | 7-15 | 7-9 | 7 | 20 | 27 | 17 | 78 | 15 | 15 | 1 | 5 | 200 | | |

FG % 1st Half: 18-29 62.1% 2nd half: 14-27 51.9% Game: 32-56 57.1% Deadball Rebounds 1
 3FG % 1st Half: 4-8 50.0% 2nd half: 3-7 42.9% Game: 7-15 46.7%
 FT % 1st Half: 0-0 0.0% 2nd half: 7-9 77.8% Game: 7-9 77.8%

Arkansas 88 • 9-1

| # | Player | Total | | | 3-Ptr | | | Rebounds | | | PF | TP | A | TO | Blk | Stl | Min |
|----|------------------|--------|--------|--------|-------|-----|-----|----------|----|----|----|----|---|----|-----|-----|-----|
| | | FG-FGA | FG-FGA | FT-FTA | Off | Def | Tot | | | | | | | | | | |
| 13 | Jordan Walsh | f | 5-9 | 2-5 | 0-0 | 2 | 1 | 3 | 0 | 12 | 1 | 0 | 1 | 2 | 31 | | |
| 15 | Makhi Mitchell | f | 5-8 | 0-0 | 0-0 | 0 | 6 | 6 | 2 | 10 | 4 | 0 | 2 | 1 | 22 | | |
| 00 | Anthony Black | g | 4-4 | 0-0 | 0-0 | 1 | 3 | 4 | 1 | 8 | 5 | 5 | 1 | 2 | 35 | | |
| 01 | Ricky Council IV | g | 10-15 | 1-2 | 5-7 | 0 | 2 | 2 | 1 | 26 | 5 | 1 | 0 | 1 | 40 | | |
| 03 | Nick Smith Jr. | g | 8-16 | 1-5 | 4-4 | 0 | 2 | 2 | 3 | 21 | 1 | 2 | 0 | 1 | 30 | | |
| 04 | Davonte Davis | g | 1-4 | 0-0 | 3-5 | 1 | 1 | 2 | 3 | 5 | 2 | 0 | 0 | 1 | 24 | | |
| 11 | Jalen Graham | g | 0-0 | 0-0 | 1-2 | 1 | 0 | 1 | 0 | 1 | 0 | 1 | 0 | 1 | 3 | | |
| 20 | Kamani Johnson | g | 2-3 | 0-0 | 1-1 | 3 | 2 | 5 | 2 | 5 | 1 | 0 | 1 | 1 | 15 | | |
| | Team | | | | | 0 | 0 | 0 | | | | | | | | | |
| | Totals | | 35-59 | 4-12 | 14-19 | 8 | 17 | 25 | 12 | 88 | 19 | 9 | 5 | 10 | 200 | | |

FG % 1st Half: 17-30 56.7% 2nd half: 18-29 62.1% Game: 35-59 59.3% Deadball Rebounds 1.1
 3FG % 1st Half: 2-7 28.6% 2nd half: 2-5 40.0% Game: 4-12 33.3%
 FT % 1st Half: 7-9 77.8% 2nd half: 7-10 70.0% Game: 14-19 73.7%

Officials: Olandis Poole, Terry Oglesby, Doug Simmons
 Technical fouls: Oklahoma-None. Arkansas-None.
 Attendance: 14201

| Score by periods | 1st | 2nd | Total |
|------------------|-----|-----|-------|
| Oklahoma</ | | | |

GAME 13 **57** **#9/7 ARKANSAS** **19 38 57** **60** **LSU**
Dec. 28, 2022 • Baton Rouge, La. • Maravich Center

Arkansas 57 • 11-2,0-1 SEC

| # | Player | Total | | | 3-Ptr | | | Rebounds | | | PF | TP | A | TO | Blk | Stl | Min |
|--------|------------------|--------|--------|--------|-------|-----|-----|----------|-----|-----|----|----|---|----|-----|-----|-----|
| | | FG-FGA | FG-FGA | FT-FTA | Off | Def | Tot | Off | Def | Tot | | | | | | | |
| 13 | Jordan Walsh | f | 6-14 | 1-8 | 0-0 | 3 | 6 | 9 | 4 | 13 | 0 | 2 | 2 | 2 | 0 | 32 | |
| 15 | Makhi Mitchell | f | 3-5 | 0-0 | 2-3 | 2 | 10 | 12 | 3 | 8 | 1 | 1 | 3 | 0 | 36 | | |
| 00 | Anthony Black | g | 3-8 | 0-3 | 1-2 | 4 | 4 | 8 | 1 | 7 | 4 | 2 | 0 | 1 | 40 | | |
| 01 | Ricky Council IV | g | 5-19 | 1-5 | 2-5 | 4 | 2 | 6 | 1 | 13 | 0 | 2 | 0 | 3 | 40 | | |
| 04 | Davonte Davis | g | 7-18 | 2-8 | 0-0 | 0 | 6 | 6 | 1 | 16 | 2 | 1 | 0 | 2 | 40 | | |
| 05 | Joseph Pinion | g | 0-1 | 0-1 | 0-0 | 0 | 0 | 0 | 0 | 0 | 0 | 0 | 0 | 0 | 2 | | |
| 11 | Jalen Graham | g | 0-0 | 0-0 | 0-0 | 0 | 1 | 1 | 2 | 0 | 0 | 2 | 0 | 0 | 3 | | |
| 20 | Kamani Johnson | g | 0-0 | 0-0 | 0-0 | 0 | 0 | 0 | 2 | 0 | 0 | 0 | 0 | 0 | 7 | | |
| Team | | | | | | 0 | 2 | 2 | | | | | | | | | |
| Totals | | | 24-65 | 4-25 | 5-10 | 13 | 31 | 44 | 14 | 57 | 7 | 10 | 5 | 8 | 200 | | |

FG % 1st Half: 9-33 27.3% 2nd half: 15-32 46.9% Game: 24-65 36.9% Deadball Rebounds 2
 3FG % 1st Half: 0-13 0.0% 2nd half: 4-12 33.3% Game: 4-25 16.0%
 FT % 1st Half: 1-3 33.3% 2nd half: 4-7 57.1% Game: 5-10 50.0%

LSU 60 • 12-1,1-0 SEC

| # | Player | Total | | | 3-Ptr | | | Rebounds | | | PF | TP | A | TO | Blk | Stl | Min |
|--------|--------------------|--------|--------|--------|-------|-----|-----|----------|-----|-----|----|----|---|----|-----|-----|-----|
| | | FG-FGA | FG-FGA | FT-FTA | Off | Def | Tot | Off | Def | Tot | | | | | | | |
| 12 | KJ Williams | f | 3-7 | 2-5 | 0-0 | 1 | 4 | 5 | 3 | 8 | 0 | 2 | 1 | 2 | 33 | | |
| 20 | Derek Fountain | f | 5-9 | 0-1 | 4-5 | 4 | 6 | 10 | 2 | 14 | 1 | 2 | 1 | 2 | 29 | | |
| 01 | Cam Hayes | g | 2-7 | 0-3 | 0-0 | 0 | 5 | 5 | 0 | 4 | 3 | 0 | 0 | 1 | 27 | | |
| 03 | Justice Hill | g | 1-5 | 0-3 | 0-0 | 0 | 2 | 2 | 1 | 2 | 1 | 1 | 0 | 0 | 19 | | |
| 44 | Adam Miller | g | 2-9 | 1-3 | 2-2 | 0 | 4 | 4 | 1 | 7 | 2 | 1 | 0 | 0 | 29 | | |
| 00 | Trae Hannibal | g | 9-14 | 1-2 | 0-2 | 1 | 5 | 6 | 0 | 19 | 2 | 1 | 0 | 0 | 22 | | |
| 04 | Kendal Coleman | g | 0-0 | 0-0 | 0-0 | 0 | 0 | 0 | 0 | 0 | 0 | 0 | 0 | 0 | 3 | | |
| 05 | Mwani Wilkinson | g | 1-1 | 0-0 | 0-0 | 0 | 0 | 0 | 2 | 2 | 0 | 1 | 1 | 0 | 11 | | |
| 11 | Justice Williams | g | 2-4 | 0-0 | 0-0 | 0 | 0 | 0 | 1 | 4 | 0 | 2 | 0 | 1 | 12 | | |
| 13 | Jalen Reed | g | 0-5 | 0-0 | 0-0 | 1 | 1 | 2 | 3 | 0 | 0 | 0 | 0 | 0 | 10 | | |
| 34 | Shawn Phillips Jr. | g | 0-1 | 0-0 | 0-0 | 1 | 0 | 1 | 0 | 0 | 0 | 0 | 0 | 0 | 5 | | |
| Team | | | | | | 1 | 3 | 4 | | | | | | | | | |
| Totals | | | 25-62 | 4-17 | 6-12 | 9 | 30 | 39 | 13 | 60 | 9 | 10 | 3 | 6 | 200 | | |

FG % 1st Half: 10-34 29.4% 2nd half: 15-28 53.6% Game: 25-62 40.3% Deadball Rebounds 3,1
 3FG % 1st Half: 3-11 27.3% 2nd half: 1-6 16.7% Game: 4-17 23.5%
 FT % 1st Half: 1-3 33.3% 2nd half: 5-9 55.6% Game: 6-12 50.0%

Officials: Ron Groover, Patrick Evans, Joe Lindsay
 Technical fouls: Arkansas-None. LSU-None.
 Attendance: 10428

| Score by periods | 1st | 2nd | Total |
|------------------|-----|-----|-------|
| Arkansas | 19 | 38 | 57 |
| LSU | 24 | 36 | 60 |

Last FG - ARK 2nd-00:21, LSU 2nd-00:32.
 Largest lead - ARK by 6 2nd-10:21, LSU by 6 1st-00:17.
 ARK led for 14:18. LSU led for 18:51. Game was tied for 06:51.

Score tied - 10 times.
 Lead changed - 7 times.

GAME 15 **59** **#13/13 ARKANSAS** **25 34 59** **72** **AUB**
Jan. 7, 2023 • Auburn, Ala. • Neville Arena

Arkansas 59 • 12-3,1-2 SEC

| # | Player | Total | | | 3-Ptr | | | Rebounds | | | PF | TP | A | TO | Blk | Stl | Min |
|--------|-------------------|--------|--------|--------|-------|-----|-----|----------|-----|-----|----|----|---|----|-----|-----|-----|
| | | FG-FGA | FG-FGA | FT-FTA | Off | Def | Tot | Off | Def | Tot | | | | | | | |
| 13 | Jordan Walsh | f | 2-10 | 0-3 | 2-4 | 4 | 6 | 10 | 4 | 6 | 2 | 2 | 1 | 0 | 32 | | |
| 15 | Makhi Mitchell | f | 3-4 | 0-0 | 0-3 | 1 | 6 | 7 | 2 | 6 | 0 | 1 | 2 | 0 | 20 | | |
| 00 | Anthony Black | g | 5-11 | 0-3 | 13-16 | 3 | 4 | 7 | 4 | 23 | 4 | 4 | 1 | 1 | 32 | | |
| 01 | Ricky Council IV | g | 5-15 | 2-6 | 2-2 | 1 | 1 | 2 | 1 | 14 | 1 | 3 | 1 | 0 | 37 | | |
| 04 | Davonte Davis | g | 1-5 | 0-2 | 0-0 | 0 | 2 | 2 | 2 | 2 | 2 | 1 | 0 | 0 | 24 | | |
| 05 | Joseph Pinion | g | 0-1 | 0-1 | 0-0 | 0 | 1 | 1 | 2 | 0 | 0 | 0 | 0 | 1 | 14 | | |
| 11 | Jalen Graham | g | 2-6 | 0-0 | 1-5 | 3 | 3 | 6 | 2 | 5 | 0 | 1 | 0 | 0 | 12 | | |
| 12 | Barry Dunning Jr. | g | 0-1 | 0-1 | 0-0 | 0 | 0 | 0 | 0 | 0 | 0 | 0 | 0 | 0 | 1 | | |
| 20 | Kamani Johnson | g | 0-2 | 0-0 | 1-2 | 3 | 2 | 5 | 3 | 1 | 0 | 0 | 0 | 2 | 20 | | |
| 22 | Makhi Mitchell | g | 1-1 | 0-0 | 0-0 | 0 | 2 | 2 | 1 | 2 | 0 | 1 | 0 | 0 | 7 | | |
| 23 | Derrian Ford | g | 0-0 | 0-0 | 0-0 | 0 | 0 | 0 | 0 | 0 | 0 | 0 | 0 | 0 | 1 | | |
| Team | | | | | | 2 | 1 | 3 | | | | | | | | | |
| Totals | | | 19-56 | 2-16 | 19-32 | 17 | 28 | 45 | 21 | 59 | 9 | 14 | 5 | 4 | 200 | | |

FG % 1st Half: 8-24 33.3% 2nd half: 11-32 34.4% Game: 19-56 33.9% Deadball Rebounds 8,1
 3FG % 1st Half: 1-6 16.7% 2nd half: 1-10 10.0% Game: 2-16 12.5%
 FT % 1st Half: 8-17 47.1% 2nd half: 11-15 73.3% Game: 19-32 59.4%

Auburn 72 • 12-3,2-1 SEC

| # | Player | Total | | | 3-Ptr | | | Rebounds | | | PF | TP | A | TO | Blk | Stl | Min |
|--------|-------------------|--------|--------|--------|-------|-----|-----|----------|-----|-----|----|----|---|----|-----|-----|-----|
| | | FG-FGA | FG-FGA | FT-FTA | Off | Def | Tot | Off | Def | Tot | | | | | | | |
| 02 | Jaylin Williams | f | 2-4 | 1-2 | 4-4 | 1 | 0 | 1 | 3 | 9 | 2 | 0 | 1 | 0 | 20 | | |
| 04 | Johni Broome | f | 5-12 | 0-1 | 0-1 | 1 | 9 | 10 | 3 | 10 | 2 | 2 | 6 | 1 | 29 | | |
| 05 | Chris Moore | f | 1-2 | 0-0 | 0-0 | 2 | 2 | 4 | 2 | 0 | 1 | 0 | 0 | 0 | 21 | | |
| 01 | Wendell Green Jr. | g | 5-8 | 2-4 | 7-9 | 0 | 3 | 3 | 1 | 19 | 5 | 3 | 0 | 3 | 29 | | |
| 12 | Zep Jasper | g | 2-5 | 0-2 | 1-2 | 0 | 1 | 1 | 4 | 5 | 1 | 0 | 0 | 1 | 20 | | |
| 00 | K.D. Johnson | g | 2-10 | 0-4 | 0-0 | 1 | 1 | 2 | 1 | 4 | 1 | 0 | 0 | 1 | 20 | | |
| 03 | Tre Donaldson | g | 1-3 | 1-1 | 0-0 | 0 | 0 | 0 | 1 | 3 | 0 | 0 | 0 | 0 | 11 | | |
| 21 | Yohan Traore | g | 0-1 | 0-1 | 0-0 | 0 | 0 | 0 | 1 | 0 | 0 | 1 | 0 | 0 | 6 | | |
| 22 | Allen Flanigan | g | 5-9 | 3-6 | 5-6 | 1 | 7 | 8 | 0 | 18 | 2 | 1 | 0 | 2 | 33 | | |
| 44 | Dylan Cardwell | g | 1-1 | 0-0 | 0-0 | 1 | 0 | 1 | 2 | 2 | 0 | 0 | 0 | 0 | 11 | | |
| Team | | | | | | 0 | 2 | 2 | | | | | | | | | |
| Totals | | | 24-55 | 7-21 | 17-22 | 7 | 25 | 32 | 20 | 72 | 13 | 8 | 7 | 8 | 200 | | |

FG % 1st Half: 12-29 41.4% 2nd half: 12-26 46.2% Game: 24-55 43.6% Deadball Rebounds 0
 3FG % 1st Half: 5-12 41.7% 2nd half: 2-9 22.2% Game: 7-21 33.3%
 FT % 1st Half: 7-9 77.8% 2nd half: 10-13 76.9% Game: 17-22 77.3%

Officials: Patrick Evans, Steven Anderson, Terry Oglesby
 Technical fouls: Arkansas-None. Auburn-Johni Broome.
 Attendance: 9121

| Score by periods | 1st | 2nd | Total |
|------------------|-----|-----|-------|
| Arkansas | 25 | 34 | 59 |
| Auburn | 36 | 36 | 72 |

Last FG - ARK 2nd-01:27, AUB 2nd-02:11.
 Largest lead - ARK None, AUB by 15 2nd-17:26.
 ARK led for 00:00. AUB led for 39:31. Game was tied for 00:14.

Score tied - 0 times.
 Lead changed - 0 times.

GAME 14 **68** **#20/21 Missouri** **34 34 68** **74** **ARK**
Jan. 4, 2023 • Fayetteville, Ark. • Bud Walton Arena

Missouri 68 • 12-2,1-1 SEC

| # | Player | Total | | | 3-Ptr | | | Rebounds | | | PF | TP | A | TO | Blk | Stl | Min |
|--------|-------------------|--------|--------|--------|-------|-----|-----|----------|-----|-----|----|----|---|----|-----|-----|-----|
| | | FG-FGA | FG-FGA | FT-FTA | Off | Def | Tot | Off | Def | Tot | | | | | | | |
| 13 | Ronnie DeGray III | f | 1-4 | 1-4 | 0-0 | 0 | 1 | 1 | 1 | 3 | 0 | 0 | 0 | 0 | 0 | 6 | |
| 24 | Kobe Brown | f | 3-7 | 0-0 | 5-6 | 2 | 0 | 2 | 4 | 11 | 2 | 2 | 0 | 0 | 20 | | |
| 02 | Tre Gomillion | g | 3-7 | 1-2 | 0-0 | 0 | 1 | 1 | 2 | 7 | 1 | 1 | 0 | 0 | 25 | | |
| 05 | D'Moi Hodge | g | 2-4 | 0-2 | 2-4 | 1 | 2 | 3 | 3 | 6 | 1 | 1 | 0 | 3 | 28 | | |
| 10 | Nick Honor | g | 3-7 | 2-4 | 4-5 | 0 | 2 | 2 | 4 | 12 | 4 | 0 | 0 | 2 | 38 | | |
| 04 | DeAndre Gholston | g | 3-8 | 1-3 | 0-1 | 1 | 1 | 2 | 2 | 7 | 0 | 2 | 0 | 1 | 19 | | |
| 23 | Aidan Shaw | g | 1-3 | 0-1 | 0-0 | 2 | 2 | 4 | 2 | 2 | 0 | 0 | 0 | 0 | 13 | | |
| 35 | Noah Carter | g | 2-5 | 0-1 | 3-5 | 0 | 3 | 3 | 1 | 7 | 1 | 0 | 2 | 0 | 24 | | |
| 55 | Sean East II | g | 6-9 | 1-2 | 0-0 | 2 | 2 | 4 | 4 | 13 | 3 | 3 | 0 | 1 | 27 | | |
| Team | | | | | | 1 | 0 | 1 | | | | | | | | | |
| Totals | | | 24-54 | 6-19 | 14-21 | 9 | 14 | 23 | 23 | 68 | 12 | 10 | 2 | 7 | 200 | | |

FG % 1st Half: 10-22 45.5% 2nd half: 14-32 43.8% Game: 24-54 44.4% Deadball Rebounds 2
 3FG % 1st Half: 4-9 44.4% 2nd half: 2-10 20.0% Game: 6-19 31.6%
 FT % 1st Half: 10-14 71.4% 2nd half: 4-7 57.1% Game: 14-21 66.7%

Arkansas 74 • 12-2,1-1 SEC

| # | Player | Total | | | 3-Ptr | | | Rebounds | | | PF | TP | A | TO | Blk | Stl | Min |
|----|------------------|--------|--------|--------|-------|-----|-----|----------|-----|-----|----|----|---|----|-----|-----|-----|
| | | FG-FGA | FG-FGA | FT-FTA | Off | Def | Tot | Off | Def | Tot | | | | | | | |
| 13 | Jordan Walsh | f | 3-6 | 0-2 | 0-0 | 3 | 4 | 7 | 4 | 6 | 2 | 1 | 0 | 1 | 27 | | |
| 15 | Makhi Mitchell | f | 4-7 | 0-0 | 0-0 | 3 | 4 | 7 | 3 | 8 | 0 | 1 | 2 | 0 | 15 | | |
| 00 | Anthony Black | g | 2-7 | 1-4 | 1-2 | 0 | 2 | 2 | 1 | 6 | 5 | 4 | 1 | 1 | 40 | | |
| 01 | Ricky Council IV | g | 6-15 | 2-7 | 11-13 | 2 | 5 | 7 | 1 | 25 | 1 | 5 | 1 | 0 | 31 | | |
| 04 | Davonte Davis | g | 5-10 | 0-2 | 0-0 | 1 | 4 | 5 | 3 | 10 | 5 | 5 | 0 | 3 | 37 | | |
| 05 | Joseph Pinion | g | 4-7 | 3-6 | 2-2 | 1 | 0 | 1 | 4 | 13 | 0 | 0 | 0 | 1 | 27 | | |
| | | | | | | | | | | | | | | | | | |

GAME 17 **84** #15/16 ARKANSAS 42 42 84 **97** **V**
Vanderbilt 34 63 97
 Jan. 14, 2023 • Nashville, Tenn. • Memorial Gym

Arkansas 84 • 12-5,1-4 SEC

| # | Player | Total | | | 3-Ptr | | | Rebounds | | | PF | TP | A | TO | Blk | Stl | Min |
|----|-------------------|--------|--------|--------|-------|-----|-----|----------|-----|-----|----|----|---|----|-----|-----|-----|
| | | FG-FGA | FG-FGA | FT-FTA | Off | Def | Tot | Off | Def | Tot | | | | | | | |
| 15 | Makhi Mitchell | f | 4-7 | 1-1 | 2-4 | 3 | 5 | 8 | 5 | 11 | 0 | 0 | 1 | 0 | 0 | 22 | |
| 22 | Makhi Mitchell | f | 4-5 | 0-0 | 0-3 | 1 | 1 | 2 | 3 | 8 | 1 | 1 | 2 | 0 | 0 | 17 | |
| 00 | Anthony Black | g | 7-15 | 2-4 | 2-4 | 2 | 4 | 6 | 3 | 18 | 3 | 4 | 1 | 0 | 0 | 39 | |
| 01 | Ricky Council IV | g | 8-12 | 3-6 | 5-7 | 3 | 0 | 3 | 4 | 24 | 1 | 1 | 0 | 2 | 0 | 40 | |
| 04 | Davonte Davis | g | 6-14 | 0-3 | 5-5 | 1 | 2 | 3 | 4 | 17 | 4 | 2 | 0 | 0 | 0 | 39 | |
| 05 | Joseph Pinion | g | 2-2 | 1-1 | 0-0 | 0 | 0 | 0 | 1 | 6 | 0 | 0 | 0 | 0 | 0 | 9 | |
| 11 | Jalen Graham | g | 0-0 | 0-0 | 0-0 | 0 | 0 | 0 | 1 | 0 | 0 | 1 | 0 | 1 | 5 | 1 | |
| 12 | Barry Dunning Jr. | g | 0-0 | 0-0 | 0-0 | 0 | 0 | 0 | 0 | 0 | 0 | 0 | 0 | 0 | 0 | 1 | |
| 13 | Jordan Walsh | g | 0-6 | 0-3 | 0-0 | 0 | 2 | 2 | 3 | 0 | 2 | 1 | 1 | 0 | 0 | 17 | |
| 20 | Kamani Johnson | g | 0-0 | 0-0 | 0-0 | 1 | 0 | 1 | 5 | 0 | 0 | 0 | 1 | 0 | 0 | 8 | |
| 23 | Derrian Ford | g | 0-0 | 0-0 | 0-0 | 0 | 0 | 0 | 1 | 0 | 0 | 1 | 0 | 0 | 0 | 3 | |
| | Team | | | | | 4 | 2 | 6 | | | | | | | | | |
| | Totals | | 31-63 | 7-18 | 15-24 | 15 | 16 | 31 | 30 | 84 | 11 | 11 | 6 | 3 | 0 | 200 | |

FG % 1st Half: 16-29 55.2% 2nd half: 15-34 44.1% Game: 31-63 49.2% Deadball Rebounds 3
 3FG % 1st Half: 2-6 33.3% 2nd half: 1-5 41.7% Game: 2-18 38.9%
 FT % 1st Half: 8-14 57.1% 2nd half: 7-10 70.0% Game: 15-24 62.5%

Vanderbilt 97 • 9-8,2-2 SEC

| # | Player | Total | | | 3-Ptr | | | Rebounds | | | PF | TP | A | TO | Blk | Stl | Min |
|----|----------------------|--------|--------|--------|-------|-----|-----|----------|-----|-----|----|----|---|----|-----|-----|-----|
| | | FG-FGA | FG-FGA | FT-FTA | Off | Def | Tot | Off | Def | Tot | | | | | | | |
| 01 | Colin Smith | f | 2-3 | 2-2 | 0-1 | 1 | 0 | 1 | 1 | 6 | 0 | 1 | 0 | 0 | 0 | 17 | |
| 10 | Myles Stute | f | 3-8 | 1-4 | 8-8 | 2 | 5 | 7 | 2 | 15 | 3 | 1 | 1 | 2 | 3 | 32 | |
| 42 | Quentin Millora-Brow | f | 0-2 | 0-0 | 1-2 | 2 | 3 | 5 | 2 | 1 | 0 | 0 | 0 | 0 | 0 | 12 | |
| 00 | Tyrin Lawrence | g | 7-14 | 2-2 | 6-8 | 2 | 3 | 5 | 1 | 22 | 2 | 1 | 0 | 1 | 0 | 30 | |
| 12 | Trey Thomas | g | 4-7 | 3-4 | 2-2 | 0 | 2 | 2 | 3 | 13 | 1 | 2 | 0 | 1 | 0 | 33 | |
| 02 | Noah Shelby | g | 1-3 | 0-2 | 0-0 | 0 | 0 | 0 | 1 | 2 | 0 | 0 | 0 | 0 | 0 | 14 | |
| 04 | Jordan Wright | g | 5-9 | 1-2 | 6-7 | 0 | 2 | 2 | 2 | 17 | 1 | 1 | 0 | 1 | 0 | 24 | |
| 05 | Ezra Manjon | g | 1-3 | 0-0 | 1-2 | 1 | 0 | 1 | 2 | 3 | 2 | 1 | 0 | 0 | 0 | 11 | |
| 21 | Liam Robbins | g | 4-5 | 1-2 | 5-5 | 1 | 2 | 3 | 5 | 14 | 1 | 1 | 3 | 0 | 0 | 19 | |
| 34 | Lee Dort | g | 2-2 | 0-0 | 0-1 | 3 | 2 | 5 | 1 | 4 | 0 | 0 | 1 | 0 | 0 | 8 | |
| | Team | | | | | 3 | 4 | 7 | | | | | | | | | |
| | Totals | | 29-56 | 10-18 | 29-36 | 15 | 23 | 38 | 20 | 97 | 10 | 9 | 5 | 5 | 0 | 200 | |

FG % 1st Half: 11-30 36.7% 2nd half: 18-26 69.2% Game: 29-56 51.8% Deadball Rebounds 3
 3FG % 1st Half: 4-9 44.4% 2nd half: 6-9 66.7% Game: 10-18 55.6%
 FT % 1st Half: 8-13 61.5% 2nd half: 21-23 91.3% Game: 29-36 80.6%

Officials: Jason Baker, K.B. Burdett, Doug Shaws
 Technical fouls: Arkansas-Kamani Johnson, Vanderbilt-Ezra Manjon 2.
 Attendance: 9362

| Score by periods | 1st | 2nd | Total |
|------------------|-----|-----|-------|
| Arkansas | 42 | 42 | 84 |
| Vanderbilt | 34 | 63 | 97 |

Last FG - ARK 2nd-00:47, VANDY 2nd-01:12.
 Largest lead - ARK by 10 1st-00:49, VANDY by 14 2nd-07:43.
 ARK led for 14:25. VANDY led for 20:27. Game was tied for 05:08.

Score tied - 6 times.
 Lead changed - 6 times.

GAME 19 **57** Ole Miss 29 28 57 **69** **A**
#25/25 ARKANSAS 32 37 69
 Jan. 21, 2023 • Fayetteville, Ark. • Bud Walton Arena

Ole Miss 57 • 9-10,1-6 SEC

| # | Player | Total | | | 3-Ptr | | | Rebounds | | | PF | TP | A | TO | Blk | Stl | Min |
|----|-------------------|--------|--------|--------|-------|-----|-----|----------|-----|-----|----|----|---|----|-----|-----|-----|
| | | FG-FGA | FG-FGA | FT-FTA | Off | Def | Tot | Off | Def | Tot | | | | | | | |
| 00 | Jayveous McKinnis | f | 5-6 | 0-0 | 0-2 | 1 | 5 | 6 | 1 | 10 | 1 | 1 | 1 | 0 | 0 | 28 | |
| 04 | Jaemyn Brakefield | f | 3-4 | 2-2 | 0-0 | 1 | 0 | 1 | 1 | 8 | 1 | 1 | 0 | 0 | 0 | 29 | |
| 01 | Amaree Abram | g | 2-8 | 0-3 | 0-0 | 0 | 4 | 4 | 3 | 4 | 3 | 4 | 1 | 2 | 2 | 23 | |
| 05 | James White | g | 2-6 | 0-1 | 0-0 | 0 | 3 | 3 | 1 | 4 | 3 | 4 | 0 | 1 | 0 | 22 | |
| 11 | Matthew Murrell | g | 1-5 | 0-1 | 1-2 | 0 | 0 | 0 | 2 | 3 | 0 | 4 | 0 | 1 | 0 | 24 | |
| 03 | Myles Burns | g | 3-8 | 0-1 | 2-2 | 2 | 5 | 7 | 1 | 8 | 1 | 0 | 0 | 2 | 2 | 23 | |
| 10 | Theo Akwuba | g | 0-0 | 0-0 | 0-0 | 0 | 0 | 0 | 1 | 0 | 0 | 0 | 1 | 0 | 0 | 3 | |
| 14 | Tye Fagan | g | 2-4 | 1-2 | 0-0 | 0 | 2 | 2 | 2 | 5 | 0 | 0 | 1 | 0 | 0 | 10 | |
| 21 | Robert Allen | g | 2-2 | 0-0 | 1-2 | 0 | 1 | 1 | 2 | 5 | 1 | 1 | 1 | 0 | 0 | 12 | |
| 24 | Daeshun Ruffin | g | 3-9 | 2-3 | 2-5 | 0 | 1 | 1 | 1 | 10 | 2 | 1 | 0 | 0 | 0 | 20 | |
| 33 | Josh Mballa | g | 0-0 | 0-0 | 0-0 | 0 | 0 | 0 | 2 | 0 | 0 | 1 | 1 | 0 | 0 | 6 | |
| | Team | | | | | 3 | 2 | 5 | | | | | | | | | |
| | Totals | | 23-52 | 5-13 | 6-13 | 7 | 23 | 30 | 17 | 57 | 12 | 17 | 6 | 6 | 0 | 200 | |

FG % 1st Half: 12-23 52.2% 2nd half: 11-29 37.9% Game: 23-52 44.2% Deadball Rebounds 6,3
 3FG % 1st Half: 1-2 50.0% 2nd half: 4-11 36.4% Game: 5-13 38.5%
 FT % 1st Half: 4-6 66.7% 2nd half: 2-7 28.6% Game: 6-13 46.2%

Arkansas 69 • 13-6,2-5 SEC

| # | Player | Total | | | 3-Ptr | | | Rebounds | | | PF | TP | A | TO | Blk | Stl | Min |
|----|-------------------|--------|--------|--------|-------|-----|-----|----------|-----|-----|----|----|---|----|-----|-----|-----|
| | | FG-FGA | FG-FGA | FT-FTA | Off | Def | Tot | Off | Def | Tot | | | | | | | |
| 13 | Jordan Walsh | f | 5-9 | 2-4 | 1-3 | 1 | 6 | 7 | 1 | 13 | 0 | 3 | 0 | 1 | 0 | 40 | |
| 20 | Kamani Johnson | f | 0-1 | 0-0 | 0-0 | 0 | 0 | 0 | 2 | 0 | 0 | 0 | 0 | 0 | 0 | 3 | |
| 00 | Anthony Black | g | 7-17 | 0-1 | 3-6 | 1 | 2 | 3 | 3 | 17 | 8 | 2 | 0 | 5 | 3 | 37 | |
| 01 | Ricky Council IV | g | 1-6 | 0-3 | 0-0 | 0 | 1 | 1 | 0 | 2 | 0 | 3 | 0 | 1 | 0 | 19 | |
| 04 | Davonte Davis | g | 6-11 | 3-5 | 1-2 | 1 | 4 | 5 | 4 | 16 | 4 | 3 | 0 | 1 | 0 | 34 | |
| 05 | Joseph Pinion | g | 5-10 | 3-6 | 0-0 | 1 | 4 | 5 | 0 | 13 | 0 | 0 | 1 | 1 | 0 | 21 | |
| 12 | Barry Dunning Jr. | g | 0-0 | 0-0 | 0-0 | 0 | 0 | 0 | 0 | 0 | 0 | 0 | 0 | 0 | 0 | 2 | |
| 15 | Makhi Mitchell | g | 1-1 | 0-0 | 2-2 | 0 | 2 | 2 | 2 | 4 | 1 | 0 | 1 | 1 | 0 | 16 | |
| 22 | Makhi Mitchell | g | 1-1 | 0-0 | 2-4 | 2 | 3 | 5 | 3 | 4 | 1 | 0 | 2 | 2 | 0 | 21 | |
| 23 | Derrian Ford | g | 0-1 | 0-1 | 0-0 | 0 | 0 | 0 | 1 | 0 | 0 | 0 | 0 | 0 | 0 | 7 | |
| | Team | | | | | 2 | 1 | 3 | | | | | | | | | |
| | Totals | | 26-57 | 8-20 | 9-17 | 8 | 23 | 31 | 16 | 69 | 14 | 11 | 4 | 12 | 0 | 200 | |

FG % 1st Half: 13-30 43.3% 2nd half: 13-27 48.1% Game: 26-57 45.6% Deadball Rebounds 5
 3FG % 1st Half: 3-11 27.3% 2nd half: 5-9 55.6% Game: 8-20 40.0%
 FT % 1st Half: 3-8 37.5% 2nd half: 6-9 66.7% Game: 9-17 52.9%

Officials: Patrick Evans, Mike Nance, Don Daily
 Technical fouls: Ole Miss-None. Arkansas-None.
 Attendance: 19200

| Score by periods | 1st | 2nd | Total |
|------------------|-----|-----|-------|
| Ole Miss | 29 | 28 | 57 |
| Arkansas | 32 | 37 | 69 |

Last FG - OM 2nd-00:59, ARK 2nd-00:06.
 Largest lead - OM by 5 1st-13:37, ARK by 21 2nd-06:16.
 OM led for 12:42. ARK led for 24:39. Game was tied for 02:39.

Score tied - 4 times.
 Lead changed - 9 times.

GAME 18 **76** #25/25 ARKANSAS 35 41 76 **79** **M**
Missouri 34 45 79
 Jan. 18, 2023 • Columbia, Mo. • Mizzou Arena

Arkansas 76 • 12-6,1-5 SEC

| # | Player | Total | | | 3-Ptr | | | Rebounds | | | PF | TP | A | TO | Blk | Stl | Min |
|----|------------------|--------|--------|--------|-------|-----|-----|----------|-----|-----|----|----|---|----|-----|-----|-----|
| | | FG-FGA | FG-FGA | FT-FTA | Off | Def | Tot | Off | Def | Tot | | | | | | | |
| 15 | Makhi Mitchell | f | 1-3 | 0-0 | 5-6 | 1 | 8 | 9 | 5 | 7 | 1 | 2 | 1 | 0 | 0 | 36 | |
| 20 | Kamani Johnson | f | 2-4 | 0-0 | 3-4 | 3 | 4 | 7 | 5 | 7 | 0 | 1 | 0 | 0 | 0 | 31 | |
| 00 | Anthony Black | g | 4-9 | 1-3 | 6-6 | 2 | 6 | 8 | 3 | 15 | 7 | 5 | 1 | 2 | 3 | 39 | |
| 01 | Ricky Council IV | g | 4-11 | 1-4 | 4-4 | 3 | 0 | 3 | 4 | 13 | 1 | 3 | 0 | 3 | 0 | 29 | |
| 04 | Davonte Davis | g | 7-17 | 3-7 | 1-2 | 2 | 7 | 9 | 5 | 18 | 3 | 6 | 0 | 1 | 0 | 38 | |
| 05 | Joseph Pinion | g | 0-1 | 0-1 | 0-0 | 0 | 0 | 0 | 3 | 0 | 0 | 0 | 0 | 0 | 0 | 2 | |
| 11 | Jalen Graham | g | 0-0 | 0-0 | 0-0 | 0 | 0 | 0 | 2 | 0 | 0 | 2 | 0 | 0 | 0 | 4 | |
| 13 | Jordan Walsh | g | 4-4 | 2-2 | 2-2 | 0 | 2 | 2 | 5 | 12 | 0 | 1 | 0 | 0 | 0 | 13 | |
| 23 | Derrian Ford | g | 1-1 | 0-0 | 2-2 | 0 | 0 | 0 | 1 | 4 | 0 | 1 | 0 | 0 | 0 | 9 | |
| | Team | | | | | 2 | 2 | 4 | | | | | | | | | |
| | Totals | | 23-50 | 7-17 | 23-26 | 13 | 29 | 42 | 33 | 76 | 12 | 21 | 2 | 6 | 0 | 201 | |

FG % 1st Half: 10-17 58.8% 2nd half: 13-33 39.4% Game: 23-50 46.0% Deadball Rebounds 1
 3FG % 1st Half: 4-8 50.0% 2nd half: 3-9 33.3% Game: 7-17 41.2%
 FT % 1st Half: 11-12 91.7% 2nd half: 12-14 85.7% Game: 23-26 88.5%

Missouri 79 • 14-4,3-3 SEC

| # | Player | Total | | | 3-Ptr | | | Rebounds | | | PF | TP | A | TO | Blk | Stl | Min |
|----|-------------------|--------|--------|--------|-------|-----|-----|----------|-----|-----|----|----|---|----|-----|-----|-----|
| | | FG-FGA | FG-FGA | FT-FTA | Off | Def | Tot | Off | Def | Tot | | | | | | | |
| 13 | Ronnie DeGray III | f | 0-0 | 0-0 | 0-0 | 0 | 0 | 0 | 0 | 0 | 0 | 0 | 0 | 0 | 0 | 4 | |
| 24 | Kobe Brown | f | 6-10 | 0-2 | 5-8 | 3 | 3 | 6 | 1 | 17 | 2 | 3 | 0 | 2 | 3 | 37 | |
| 02 | Tre Gomillion | g | 1-3 | 0-0 | 0-0 | 1 | 0 | 1 | 2 | 2 | 0 | 0 | 0 | 0 | 0 | 11 | |
| 05 | D'Moi Hodge | g | 1-7 | 0-5 | 5-6 | 1 | 1 | 2 | 3 | 7 | 1 | 2 | 2 | 0 | 2 | 27 | |
| 10 | Nick Honor | g | 1-2 | 1-1 | 2-2 | 0 | 1 | 1 | 0 | 5 | 1 | 1 | 0 | 1 | 0 | 27 | |
| 00 | Mohamed Giarra | g | 1-1 | 1-1 | 2-4 | 0 | 1 | 1 | 4 | 5 | 0 | 1 | 0 | 2 | 0 | 9 | |
| 04 | DeAndre Gholston | g | 5-11 | 1-2 | 5-8 | 0 | 2 | 2 | 4 | 16 | 3 | 1 | 0 | 1 | 0 | 30 | |
| 11 | Isiah Mosley | g | 2-7 | 0-4 | 4-4 | 1 | 0 | 1 | 3 | 8 | 1 | 2 | 0 | 2 | 0 | 19 | |
| 23 | Aidan Shaw | g | 2-2 | 2-2 | 1-2 | 1 | 2 | 3 | 7 | 0 | 0 | 0 | 0 | 1 | 0 | 11 | |
| 55 | Sean East II | g | 3-6 | 0-3 | 6-6 | 0 | 2 | 3 | 12 | 0 | 1 | 0 | 2 | 0 | 2 | 25 | |
| | Team | </ | | | | | | | | | | | | | | | |

GAME 21 **64** **RV/-- ARKANSAS** **33 31 64 67** **SEC/Big 12 Challenge • Jan. 28, 2023 • Waco, Texas • Farrell Center**

Arkansas 64 • 14-7

| # | Player | Total | | | 3-Ptr | | | Rebounds | | | PF | TP | A | TO | Blk | Stl | Min |
|--------|-------------------|--------|--------|--------|-------|-----|-----|----------|-----|-----|----|----|---|----|-----|-----|-----|
| | | FG-FGA | FG-FGA | FT-FTA | Off | Def | Tot | Off | Def | Tot | | | | | | | |
| 13 | Jordan Walsh | f | 2-4 | 0-0 | 0-0 | 0 | 1 | 1 | 5 | 4 | 0 | 1 | 2 | 1 | 18 | | |
| 15 | Makhi Mitchell | f | 2-2 | 0-0 | 0-0 | 1 | 3 | 4 | 5 | 4 | 1 | 1 | 1 | 0 | 16 | | |
| 00 | Anthony Black | g | 3-7 | 0-2 | 1-1 | 1 | 5 | 6 | 0 | 7 | 3 | 2 | 0 | 1 | 36 | | |
| 01 | Ricky Council IV | g | 10-17 | 2-4 | 3-3 | 1 | 0 | 1 | 2 | 25 | 2 | 1 | 0 | 0 | 39 | | |
| 04 | Davonte Davis | g | 6-13 | 2-7 | 2-3 | 1 | 1 | 2 | 2 | 16 | 4 | 5 | 0 | 0 | 37 | | |
| 05 | Joseph Pinion | g | 0-1 | 0-1 | 0-0 | 1 | 0 | 1 | 0 | 0 | 0 | 0 | 0 | 0 | 3 | | |
| 11 | Jalen Graham | g | 2-6 | 0-0 | 0-4 | 3 | 6 | 9 | 4 | 4 | 4 | 3 | 0 | 2 | 24 | | |
| 12 | Barry Dunning Jr. | g | 0-0 | 0-0 | 0-0 | 0 | 0 | 0 | 0 | 0 | 0 | 0 | 0 | 0 | 0+ | | |
| 20 | Kamani Johnson | g | 0-0 | 0-0 | 0-0 | 0 | 1 | 1 | 1 | 0 | 0 | 0 | 0 | 0 | 3 | | |
| 22 | Makhel Mitchell | g | 2-3 | 0-0 | 0-0 | 2 | 5 | 7 | 4 | 4 | 2 | 1 | 3 | 0 | 24 | | |
| Team | | | | | | 0 | 3 | 3 | | | | | | | | | |
| Totals | | | 27-53 | 4-14 | 6-11 | 10 | 25 | 35 | 23 | 64 | 16 | 15 | 6 | 4 | 200 | | |

FG % 1st Half: 14-23 60.9% 2nd half: 13-30 43.3% Game: 27-53 50.9% Deadball Rebounds 1
 3FG % 1st Half: 2-6 33.3% 2nd half: 2-8 25.0% Game: 4-14 28.6%
 FT % 1st Half: 3-7 42.9% 2nd half: 3-4 75.0% Game: 6-11 54.5%

Baylor 67 • 16-5

| # | Player | Total | | | 3-Ptr | | | Rebounds | | | PF | TP | A | TO | Blk | Stl | Min |
|--------|----------------|--------|--------|--------|-------|-----|-----|----------|-----|-----|----|----|---|----|-----|-----|-----|
| | | FG-FGA | FG-FGA | FT-FTA | Off | Def | Tot | Off | Def | Tot | | | | | | | |
| 00 | Flo Thamba | f | 0-0 | 0-0 | 3-4 | 2 | 4 | 6 | 2 | 3 | 0 | 0 | 1 | 1 | 26 | | |
| 11 | Jalen Bridges | f | 3-5 | 1-1 | 3-4 | 5 | 2 | 7 | 3 | 10 | 0 | 0 | 0 | 2 | 26 | | |
| 01 | Keyonte George | g | 8-20 | 2-5 | 6-6 | 0 | 3 | 3 | 24 | 3 | 3 | 0 | 1 | 33 | | | |
| 04 | LJ Cryer | g | 6-13 | 2-4 | 6-6 | 1 | 1 | 2 | 2 | 20 | 1 | 2 | 0 | 0 | 36 | | |
| 10 | Adam Flagler | g | 1-11 | 0-3 | 3-4 | 0 | 3 | 3 | 2 | 5 | 0 | 1 | 0 | 1 | 34 | | |
| 03 | Dale Bonner | g | 0-1 | 0-1 | 0-0 | 0 | 0 | 0 | 1 | 0 | 0 | 0 | 0 | 0 | 1 | | |
| 13 | Langston Love | g | 1-6 | 1-3 | 0-0 | 1 | 0 | 1 | 3 | 3 | 0 | 0 | 0 | 0 | 19 | | |
| 15 | Josh Ojjanwuna | g | 0-0 | 0-0 | 0-0 | 0 | 3 | 3 | 1 | 0 | 1 | 2 | 0 | 2 | 15 | | |
| 33 | Caleb Lohner | g | 1-3 | 0-1 | 0-0 | 2 | 2 | 4 | 2 | 2 | 0 | 0 | 0 | 0 | 10 | | |
| Team | | | | | | 4 | 2 | 6 | | | | | | | | | |
| Totals | | | 20-59 | 6-18 | 21-24 | 15 | 20 | 35 | 19 | 67 | 5 | 8 | 1 | 7 | 200 | | |

FG % 1st Half: 8-33 24.2% 2nd half: 12-26 46.2% Game: 20-59 33.9% Deadball Rebounds 2
 3FG % 1st Half: 3-12 25.0% 2nd half: 3-6 50.0% Game: 6-18 33.3%
 FT % 1st Half: 8-9 88.9% 2nd half: 13-15 86.7% Game: 21-24 87.5%

Officials: Darron George, Keith Kimble, Kipp Kissingner
 Technical fouls: Arkansas-TEAM, Baylor-None.
 Attendance: 10627

| Score by periods | 1st | 2nd | Total |
|------------------|-----|-----|-------|
| Arkansas | 33 | 31 | 64 |
| Baylor | 27 | 40 | 67 |

Last FG - ARK 2nd-00:04, BAYLOR 2nd-01:21.
 Largest lead - ARK by 8 2nd-19:33, BAYLOR by 11 1st-10:36.
 ARK led for 14:57. BAYLOR led for 22:23. Game was tied for 02:40.

Score tied - 4 times.
 Lead changed - 6 times.

GAME 23 **65** **RV/-- ARKANSAS** **36 29 65 63** **SEC** **Feb. 4, 2023 • Columbia, S.C. • Colonial Life Arena**

Arkansas 65 • 16-7,5-5 SEC

| # | Player | Total | | | 3-Ptr | | | Rebounds | | | PF | TP | A | TO | Blk | Stl | Min |
|--------|------------------|--------|--------|--------|-------|-----|-----|----------|-----|-----|----|----|---|----|-----|-----|-----|
| | | FG-FGA | FG-FGA | FT-FTA | Off | Def | Tot | Off | Def | Tot | | | | | | | |
| 15 | Makhi Mitchell | f | 1-2 | 0-0 | 0-0 | 1 | 1 | 2 | 0 | 2 | 0 | 0 | 0 | 0 | 0 | 19 | |
| 22 | Makhel Mitchell | f | 2-5 | 0-0 | 1-2 | 1 | 3 | 4 | 2 | 5 | 0 | 0 | 1 | 0 | 5 | | |
| 00 | Anthony Black | g | 4-10 | 0-1 | 5-7 | 1 | 5 | 6 | 3 | 13 | 4 | 2 | 2 | 1 | 40 | | |
| 01 | Ricky Council IV | g | 4-10 | 0-3 | 2-2 | 0 | 3 | 3 | 10 | 3 | 2 | 0 | 0 | 0 | 40 | | |
| 04 | Davonte Davis | g | 5-12 | 4-10 | 1-2 | 0 | 4 | 4 | 3 | 15 | 2 | 3 | 0 | 2 | 40 | | |
| 11 | Jalen Graham | g | 8-10 | 0-0 | 0-0 | 1 | 1 | 2 | 2 | 16 | 1 | 3 | 0 | 0 | 22 | | |
| 13 | Jordan Walsh | g | 2-6 | 0-1 | 0-0 | 6 | 4 | 10 | 2 | 4 | 1 | 1 | 1 | 0 | 33 | | |
| 20 | Kamani Johnson | g | 0-0 | 0-0 | 0-0 | 0 | 0 | 0 | 0 | 0 | 0 | 0 | 1 | 0 | 1 | | |
| Team | | | | | | 0 | 1 | 1 | | | | | | | | | |
| Totals | | | 26-55 | 4-15 | 9-13 | 10 | 22 | 32 | 14 | 65 | 11 | 11 | 5 | 3 | 200 | | |

FG % 1st Half: 15-26 57.7% 2nd half: 11-29 37.9% Game: 26-55 47.3% Deadball Rebounds 1
 3FG % 1st Half: 2-5 40.0% 2nd half: 2-10 20.0% Game: 4-15 26.7%
 FT % 1st Half: 4-5 80.0% 2nd half: 5-8 62.5% Game: 9-13 69.2%

South Carolina 63 • 8-15,1-9 SEC

| # | Player | Total | | | 3-Ptr | | | Rebounds | | | PF | TP | A | TO | Blk | Stl | Min |
|--------|----------------------|--------|--------|--------|-------|-----|-----|----------|-----|-----|----|----|---|----|-----|-----|-----|
| | | FG-FGA | FG-FGA | FT-FTA | Off | Def | Tot | Off | Def | Tot | | | | | | | |
| 10 | Hayden Brown | f | 4-13 | 0-3 | 2-4 | 3 | 1 | 4 | 3 | 10 | 1 | 2 | 0 | 4 | 34 | | |
| 23 | Gregory "GG" Jackson | f | 3-8 | 2-3 | 1-2 | 0 | 7 | 7 | 2 | 9 | 0 | 3 | 1 | 0 | 33 | | |
| 33 | Josh Gray | c | 9-14 | 0-1 | 2-4 | 7 | 7 | 14 | 2 | 20 | 1 | 0 | 1 | 0 | 27 | | |
| 02 | Chico Carter, Jr. | g | 0-3 | 0-1 | 0-0 | 0 | 0 | 0 | 0 | 4 | 3 | 0 | 0 | 0 | 18 | | |
| 05 | Meechie Johnson | g | 6-13 | 5-8 | 3-4 | 0 | 3 | 3 | 3 | 20 | 4 | 0 | 0 | 1 | 33 | | |
| 01 | Jacobi Wright | g | 2-5 | 0-1 | 0-0 | 0 | 1 | 1 | 2 | 4 | 0 | 0 | 0 | 0 | 27 | | |
| 12 | Zachary Davis | g | 0-2 | 0-2 | 0-0 | 0 | 0 | 0 | 1 | 0 | 2 | 1 | 0 | 1 | 13 | | |
| 30 | Daniel Hankins-Sanfo | g | 0-0 | 0-0 | 0-0 | 0 | 0 | 0 | 0 | 0 | 0 | 0 | 0 | 0 | 2 | | |
| 31 | Benjamin Bosmans-Ver | g | 0-0 | 0-0 | 0-0 | 2 | 2 | 4 | 0 | 0 | 0 | 1 | 1 | 0 | 13 | | |
| Team | | | | | | 1 | 0 | 1 | | | | | | | | | |
| Totals | | | 24-58 | 7-19 | 8-14 | 13 | 21 | 34 | 13 | 63 | 12 | 10 | 3 | 6 | 200 | | |

FG % 1st Half: 10-30 33.3% 2nd half: 14-28 50.0% Game: 24-58 41.4% Deadball Rebounds 5
 3FG % 1st Half: 2-8 25.0% 2nd half: 5-11 45.5% Game: 7-19 36.8%
 FT % 1st Half: 5-8 62.5% 2nd half: 3-6 50.0% Game: 8-14 57.1%

Officials: Lucas Santos, Wil Howard, Mike Nance
 Technical fouls: Arkansas-None, South Carolina-None.
 Attendance: 11558

| Score by periods | 1st | 2nd | Total |
|------------------|-----|-----|-------|
| Arkansas | 36 | 29 | 65 |
| South Carolina | 27 | 36 | 63 |

Last FG - ARK 2nd-01:21, USC 2nd-01:40.
 Largest lead - ARK by 13 2nd-17:42, USC by 1 1st-16:55.
 ARK led for 34:10. USC led for 04:02. Game was tied for 01:48.

Score tied - 3 times.
 Lead changed - 12 times.

GAME 22 **70** **RV/RV Texas A&M** **34 36 70 81** **SEC** **Jan. 31, 2023 • Fayetteville, Ark. • Bud Walton Arena**

Texas A&M 70 • 15-7,7-2 SEC

| # | Player | Total | | | 3-Ptr | | | Rebounds | | | PF | TP | A | TO | Blk | Stl | Min |
|--------|--------------------|--------|--------|--------|-------|-----|-----|----------|-----|-----|----|----|---|----|-----|-----|-----|
| | | FG-FGA | FG-FGA | FT-FTA | Off | Def | Tot | Off | Def | Tot | | | | | | | |
| 15 | Henry Coleman III | f | 7-17 | 0-0 | 4-5 | 7 | 8 | 15 | 4 | 18 | 1 | 2 | 0 | 4 | 35 | | |
| 34 | Julius Marble | f | 3-9 | 0-0 | 2-6 | 4 | 3 | 7 | 4 | 8 | 1 | 0 | 2 | 1 | 22 | | |
| 00 | Dexter Dennis | g | 4-7 | 0-0 | 1-3 | 1 | 4 | 5 | 2 | 9 | 1 | 0 | 0 | 2 | 31 | | |
| 04 | Wade Taylor IV | g | 6-19 | 2-7 | 4-4 | 0 | 1 | 1 | 4 | 18 | 2 | 2 | 0 | 1 | 34 | | |
| 23 | Tyrece Radford | g | 6-19 | 2-4 | 3-6 | 6 | 1 | 7 | 3 | 17 | 6 | 1 | 0 | 0 | 36 | | |
| 02 | Hayden Hefner | g | 0-0 | 0-0 | 0-0 | 0 | 0 | 0 | 0 | 0 | 1 | 0 | 0 | 0 | 7 | | |
| 11 | Andersson Garcia | g | 0-1 | 0-0 | 0-0 | 2 | 0 | 2 | 5 | 0 | 0 | 2 | 0 | 2 | 16 | | |
| 13 | Solomon Washington | g | 0-3 | 0-1 | 0-0 | 0 | 0 | 0 | 0 | 0 | 0 | 0 | 0 | 0 | 4 | | |
| 20 | Andre Gordon | g | 0-1 | 0-0 | 0-0 | 0 | 2 | 2 | 1 | 0 | 0 | 1 | 0 | 0 | 15 | | |
| Team | | | | | | 4 | 3 | 7 | | | | | | | | | |
| Totals | | | 26-76 | 4-12 | 14-24 | 24 | 22 | 46 | 23 | 70 | 12 | 8 | 2 | 10 | 200 | | |

FG % 1st Half: 13-38 34.2% 2nd half: 13-38 34.2% Game: 26-76 34.2% Deadball Rebounds 8
 3FG % 1st Half: 1-4 25.0% 2nd half: 3-8 37.5% Game: 4-12 33.3%
 FT % 1st Half: 7-12 58.3% 2nd half: 7-12 58.3% Game: 14-24 58.3%

Arkansas 81 • 15-7,4-5 SEC

| # | Player | Total | | | 3-Ptr | | | Rebounds | | | PF | TP | A | TO | Blk | Stl | Min |
|--------|------------------|--------|--------|--------|-------|-----|-----|----------|-----|-----|----|----|----|----|-----|-----|-----|
| | | FG-FGA | FG-FGA | FT-FTA | Off | Def | Tot | Off | Def | Tot | | | | | | | |
| 15 | Makhi Mitchell | f | 3-5 | 0-0 | 0-0 | 1 | 4 | 5 | 3 | 6 | 0 | 0 | 3 | 1 | 15 | | |
| 22 | Makhel Mitchell | f | 4-8 | 0-0 | 1-3 | 5 | 8 | 13 | 4 | 9 | 0 | 0 | 7 | 1 | 32 | | |
| 00 | Anthony Black | g | 2-4 | 0-1 | 7-9 | 1 | 4 | 5 | 3 | 11 | 7 | 4 | 0 | 2 | 38 | | |
| 01 | Ricky Council IV | g | 6-16 | 1-7 | 6-8 | 1 | 5 | 6 | 3 | 19 | 4 | 4 | 1 | 1 | 39 | | |
| 04 | Davonte Davis | g | 7-13 | 4-8 | 1-2 | 0 | 1 | 1 | 1 | 19 | 4 | 4 | 0 | 1 | 37 | | |
| 11 | Jalen Graham | g | 2-2 | 0-0 | 1-2 | 0 | 0 | 0 | 2 | 5 | 0 | 2 | 2 | 0 | 12 | | |
| 13 | Jordan Walsh | g | 4-8 | 1-2 | 3-4 | 3 | 4 | 7 | 3 | 12 | 1 | 2 | 0 | 1 | 27 | | |
| Team | | | | | | 2 | 1 | 3 | | | | | | | | | |
| Totals | | | 28-56 | 6-18 | 19-28 | 13 | 27 | 40 | 19 | 81 | 16 | 17 | 13 | 7 | 200 | | |

FG % 1st Half: 15-26 57.7% 2nd half: 13-30 43.3% Game: 28-56 50.0% Deadball Rebounds 2,1
 3FG % 1st Half: 3-9 33.3% 2nd half: 3-9 33.3% Game: 6-18 33.3%

GAME 25 **70** **Mississippi State** 34 36 70 **64**
#RV-- ARKANSAS 25 39 64
 Feb. 11, 2023 • Fayetteville, Ark. • Bud Walton Arena

Mississippi St. 70 • 17-8,5-7 SEC

| # | Player | Total | | | 3-Ptr | | | Rebounds | | | PF | TP | A | TO | Blk | Stl | Min |
|----|------------------|--------|--------|--------|-------|-----|-----|----------|-----|-----|----|----|---|----|-----|-----|-----|
| | | FG-FGA | FG-FGA | FT-FTA | Off | Def | Tot | Off | Def | Tot | | | | | | | |
| 00 | D.J. Jeffries | f | 2-6 | 0-1 | 0-0 | 0 | 4 | 4 | 0 | 4 | 2 | 1 | 0 | 0 | 0 | 34 | |
| 01 | Tol Smith | f | 4-11 | 0-0 | 3-8 | 4 | 4 | 8 | 3 | 11 | 3 | 2 | 0 | 1 | 28 | | |
| 04 | Cameron Matthews | f | 3-6 | 0-1 | 4-5 | 4 | 2 | 6 | 4 | 10 | 0 | 1 | 0 | 2 | 25 | | |
| 03 | Shakeel Moore | g | 5-11 | 2-2 | 0-0 | 0 | 5 | 5 | 1 | 12 | 5 | 1 | 0 | 35 | | | |
| 10 | Dashawn Davis | g | 6-11 | 2-3 | 3-3 | 0 | 0 | 0 | 2 | 17 | 2 | 0 | 0 | 26 | | | |
| 11 | Eric Reed, Jr. | g | 1-1 | 1-1 | 0-0 | 1 | 0 | 1 | 3 | 3 | 1 | 0 | 0 | 13 | | | |
| 13 | Will McNair Jr. | g | 3-5 | 0-0 | 0-0 | 1 | 3 | 4 | 3 | 6 | 1 | 0 | 0 | 12 | | | |
| 14 | Tyler Stevenson | g | 1-2 | 0-0 | 0-0 | 0 | 0 | 0 | 2 | 2 | 0 | 0 | 0 | 11 | | | |
| 30 | Shawn Jones, Jr. | g | 2-4 | 1-2 | 0-0 | 0 | 3 | 3 | 5 | 1 | 1 | 1 | 1 | 16 | | | |
| | Team | | | | | 1 | 2 | 3 | | | | | | | | | |
| | Totals | | 27-57 | 6-10 | 10-16 | 11 | 23 | 34 | 21 | 70 | 15 | 12 | 2 | 5 | 200 | | |

FG % 1st Half: 14-27 51.9% 2nd half: 13-30 43.3% Game: 27-57 47.4% Deadball Rebounds 1,1
 3FG % 1st Half: 4-7 57.1% 2nd half: 2-3 66.7% Game: 6-10 60.0%
 FT % 1st Half: 2-3 66.7% 2nd half: 8-13 61.5% Game: 10-16 62.5%

Arkansas 64 • 17-8,6-6 SEC

| # | Player | Total | | | 3-Ptr | | | Rebounds | | | PF | TP | A | TO | Blk | Stl | Min |
|----|------------------|--------|--------|--------|-------|-----|-----|----------|-----|-----|----|----|---|----|-----|-----|-----|
| | | FG-FGA | FG-FGA | FT-FTA | Off | Def | Tot | Off | Def | Tot | | | | | | | |
| 15 | Makhi Mitchell | f | 3-3 | 0-0 | 0-1 | 1 | 3 | 4 | 5 | 6 | 0 | 0 | 1 | 0 | 11 | | |
| 22 | Makhel Mitchell | f | 3-3 | 0-0 | 0-2 | 0 | 6 | 6 | 2 | 6 | 0 | 2 | 3 | 1 | 30 | | |
| 00 | Anthony Black | g | 8-13 | 2-5 | 5-6 | 1 | 4 | 5 | 3 | 23 | 5 | 4 | 1 | 3 | 39 | | |
| 01 | Ricky Council IV | g | 1-6 | 0-2 | 11-13 | 2 | 4 | 6 | 2 | 13 | 3 | 1 | 1 | 0 | 37 | | |
| 04 | Davonte Davis | g | 2-12 | 1-5 | 2-2 | 2 | 4 | 6 | 4 | 7 | 2 | 3 | 0 | 2 | 37 | | |
| 03 | Nick Smith Jr. | g | 2-7 | 1-4 | 0-1 | 0 | 1 | 1 | 0 | 5 | 1 | 0 | 0 | 0 | 17 | | |
| 11 | Jalen Graham | g | 1-1 | 0-0 | 0-1 | 0 | 1 | 1 | 0 | 2 | 0 | 2 | 0 | 0 | 6 | | |
| 13 | Jordan Walsh | g | 1-3 | 0-2 | 0-0 | 1 | 0 | 1 | 0 | 2 | 1 | 0 | 1 | 2 | 23 | | |
| | Team | | | | | 0 | 0 | 0 | | | | | | | | | |
| | Totals | | 21-48 | 4-18 | 18-26 | 7 | 23 | 30 | 16 | 64 | 12 | 13 | 7 | 8 | 200 | | |

FG % 1st Half: 9-26 34.6% 2nd half: 12-22 54.5% Game: 21-48 43.8% Deadball Rebounds 3,2
 3FG % 1st Half: 2-11 18.2% 2nd half: 2-7 28.6% Game: 4-18 22.2%
 FT % 1st Half: 5-8 62.5% 2nd half: 13-18 72.2% Game: 18-26 69.2%

Officials: Anthony Jordan, Todd Austin, Don Daily
 Technical fouls: Mississippi St.-Dashawn Davis. Arkansas-None.
 Attendance: 19200

| Score by periods | 1st | 2nd | Total |
|------------------|-----|-----|-------|
| Mississippi St. | 34 | 36 | 70 |
| Arkansas | 25 | 39 | 64 |

| | In | Off | 2nd | Fast | Bench |
|--------|-------|-----|--------|-------|-------|
| Points | Paint | T/O | Chance | Break | |
| MSU | 36 | 16 | 11 | 13 | 16 |
| ARK | 28 | 9 | 8 | 18 | 9 |

Last FG - MSU 2nd-00:26, ARK 2nd-00:13.
 Largest lead - MSU by 16 2nd-15:56, ARK by 5 1st-19:05.
 MSU led for 35:05. ARK led for 03:18. Game was tied for 01:37.

Score tied - 4 times.
 Lead changed - 5 times.

GAME 27 **65** **Florida** 31 34 65 **84**
#RV-- ARKANSAS 37 47 84
 Feb. 18, 2023 • Fayetteville, Ark. • Bud Walton Arena

Florida 65 • 14-13,7-7 SEC

| # | Player | Total | | | 3-Ptr | | | Rebounds | | | PF | TP | A | TO | Blk | Stl | Min |
|----|-----------------|--------|--------|--------|-------|-----|-----|----------|-----|-----|----|----|---|----|-----|-----|-----|
| | | FG-FGA | FG-FGA | FT-FTA | Off | Def | Tot | Off | Def | Tot | | | | | | | |
| 33 | Jason Jitoboh | c | 2-5 | 0-0 | 0-0 | 1 | 1 | 2 | 2 | 4 | 0 | 2 | 0 | 0 | 24 | | |
| 00 | Myreon Jones | g | 0-3 | 0-1 | 2-3 | 1 | 1 | 2 | 3 | 2 | 2 | 2 | 0 | 0 | 23 | | |
| 05 | Will Richard | g | 3-5 | 0-1 | 4-4 | 1 | 2 | 3 | 4 | 10 | 0 | 0 | 0 | 2 | 25 | | |
| 11 | Kyle Lofton | g | 3-12 | 1-5 | 0-0 | 0 | 2 | 2 | 1 | 7 | 4 | 0 | 0 | 1 | 33 | | |
| 24 | Riley Kugel | g | 5-12 | 1-6 | 6-7 | 1 | 1 | 2 | 3 | 17 | 1 | 2 | 0 | 0 | 30 | | |
| 01 | CJ Felder | g | 0-0 | 0-0 | 0-0 | 0 | 0 | 0 | 1 | 0 | 0 | 0 | 0 | 0 | 3 | | |
| 02 | Trey Bonham | g | 0-0 | 0-0 | 0-0 | 0 | 0 | 0 | 0 | 0 | 1 | 2 | 0 | 0 | 2 | | |
| 03 | Alex Fudge | g | 3-4 | 0-1 | 0-2 | 0 | 1 | 1 | 0 | 6 | 0 | 0 | 1 | 1 | 17 | | |
| 04 | Niels Lane | g | 1-3 | 0-0 | 0-0 | 1 | 2 | 3 | 1 | 2 | 0 | 0 | 0 | 0 | 4 | | |
| 10 | Denzel Aberdeen | g | 0-1 | 0-1 | 0-0 | 0 | 0 | 0 | 0 | 0 | 0 | 0 | 0 | 0 | 2 | | |
| 13 | Aleks Szymczyk | g | 3-7 | 2-5 | 0-0 | 1 | 5 | 6 | 0 | 8 | 1 | 2 | 1 | 4 | 20 | | |
| 14 | Kowacie Reeves | g | 2-7 | 0-1 | 5-5 | 0 | 1 | 1 | 1 | 9 | 0 | 1 | 0 | 0 | 17 | | |
| | Team | | | | | 2 | 1 | 3 | | | | | | | | | |
| | Totals | | 22-59 | 4-21 | 17-21 | 8 | 17 | 25 | 16 | 65 | 9 | 12 | 2 | 9 | 200 | | |

FG % 1st Half: 9-30 30.0% 2nd half: 13-29 44.8% Game: 22-59 37.3% Deadball Rebounds 1
 3FG % 1st Half: 1-11 9.1% 2nd half: 3-10 30.0% Game: 4-21 19.0%
 FT % 1st Half: 12-16 75.0% 2nd half: 5-5 100.0% Game: 17-21 81.0%

Arkansas 84 • 18-9,7-7 SEC

| # | Player | Total | | | 3-Ptr | | | Rebounds | | | PF | TP | A | TO | Blk | Stl | Min |
|----|-------------------|--------|--------|--------|-------|-----|-----|----------|-----|-----|----|----|---|----|-----|-----|-----|
| | | FG-FGA | FG-FGA | FT-FTA | Off | Def | Tot | Off | Def | Tot | | | | | | | |
| 13 | Jordan Walsh | f | 2-4 | 1-1 | 0-0 | 1 | 1 | 2 | 1 | 5 | 0 | 1 | 0 | 0 | 13 | | |
| 15 | Makhi Mitchell | f | 5-7 | 0-0 | 0-0 | 2 | 8 | 10 | 1 | 10 | 1 | 1 | 2 | 1 | 20 | | |
| 00 | Anthony Black | g | 3-6 | 1-1 | 7-8 | 0 | 5 | 5 | 1 | 14 | 3 | 4 | 0 | 3 | 35 | | |
| 03 | Nick Smith Jr. | g | 4-12 | 0-4 | 2-2 | 0 | 1 | 1 | 1 | 10 | 1 | 2 | 0 | 2 | 32 | | |
| 04 | Davonte Davis | g | 0-1 | 0-1 | 0-0 | 0 | 1 | 1 | 3 | 0 | 1 | 1 | 0 | 2 | 22 | | |
| 01 | Ricky Council IV | g | 6-10 | 0-1 | 3-4 | 0 | 7 | 7 | 1 | 15 | 1 | 2 | 0 | 0 | 32 | | |
| 05 | Joseph Pinion | g | 0-1 | 0-1 | 0-0 | 0 | 0 | 0 | 0 | 0 | 0 | 0 | 0 | 0 | 1 | | |
| 11 | Jalen Graham | g | 12-15 | 0-1 | 2-3 | 3 | 4 | 7 | 2 | 26 | 1 | 2 | 2 | 0 | 27 | | |
| 12 | Barry Dunning Jr. | g | 0-0 | 0-0 | 0-0 | 0 | 0 | 0 | 0 | 0 | 0 | 0 | 0 | 0 | 1 | | |
| 21 | Cade Arbogast | g | 0-0 | 0-0 | 0-0 | 0 | 0 | 0 | 0 | 0 | 0 | 0 | 0 | 0 | 1 | | |
| 22 | Makhel Mitchell | g | 2-2 | 0-0 | 0-0 | 2 | 2 | 4 | 2 | 4 | 0 | 0 | 2 | 0 | 13 | | |
| 23 | Derrian Ford | g | 0-0 | 0-0 | 0-0 | 0 | 0 | 0 | 0 | 0 | 0 | 0 | 0 | 0 | 2 | | |
| 45 | Lawson Blake | g | 0-1 | 0-0 | 0-0 | 0 | 0 | 0 | 0 | 0 | 0 | 0 | 0 | 0 | 1 | | |
| | Team | | | | | 1 | 2 | 3 | | | | | | | | | |
| | Totals | | 34-59 | 2-10 | 14-17 | 9 | 31 | 40 | 12 | 84 | 8 | 13 | 6 | 8 | 200 | | |

FG % 1st Half: 15-27 55.6% 2nd half: 19-32 59.4% Game: 34-59 57.6% Deadball Rebounds 2,1
 3FG % 1st Half: 0-5 0.0% 2nd half: 2-5 40.0% Game: 2-10 20.0%
 FT % 1st Half: 7-8 87.5% 2nd half: 7-9 77.8% Game: 14-17 82.4%

Officials: Wil Howard, Mike Nance, Doug Shows
 Technical fouls: Florida-None. Arkansas-None.
 Attendance: 19200

| Score by periods | 1st | 2nd | Total |
|------------------|-----|-----|-------|
| Florida | 31 | 34 | 65 |
| Arkansas | 37 | 47 | 84 |

| | In | Off | 2nd | Fast | Bench |
|--------|-------|-----|--------|-------|-------|
| Points | Paint | T/O | Chance | Break | |
| UF | 36 | 12 | 6 | 8 | 25 |
| ARK | 52 | 17 | 15 | 14 | 45 |

Last FG - UF 2nd-00:12, ARK 2nd-00:29.
 Largest lead - UF by 5 1st-13:00, ARK by 25 2nd-11:18.
 UF led for 06:48. ARK led for 28:22. Game was tied for 04:50.

Score tied - 4 times.
 Lead changed - 2 times.

GAME 26 **56** **RV-- ARKANSAS** 33 23 56 **62**
RV/25 Texas A&M 24 36 62
 Feb. 15, 2023 • Bryan-College Station, Texas • Reed Arena

Arkansas 56 • 17-9,6-7 SEC

| # | Player | Total | | | 3-Ptr | | | Rebounds | | | PF | TP | A | TO | Blk | Stl | Min |
|----|------------------|--------|--------|--------|-------|-----|-----|----------|-----|-----|----|----|---|----|-----|-----|-----|
| | | FG-FGA | FG-FGA | FT-FTA | Off | Def | Tot | Off | Def | Tot | | | | | | | |
| 15 | Makhi Mitchell | f | 4-4 | 0-0 | 3-3 | 3 | 6 | 9 | 3 | 11 | 1 | 0 | 2 | 0 | 26 | | |
| 22 | Makhel Mitchell | f | 2-4 | 0-0 | 0-1 | 0 | 4 | 4 | 5 | 4 | 0 | 2 | 4 | 0 | 19 | | |
| 00 | Anthony Black | g | 3-8 | 1-2 | 2-3 | 0 | 3 | 3 | 4 | 9 | 8 | 3 | 0 | 2 | 38 | | |
| 01 | Ricky Council IV | g | 3-12 | 0-3 | 0-1 | 0 | 5 | 5 | 1 | 6 | 4 | 2 | 0 | 0 | 36 | | |
| 04 | Davonte Davis | g | 5-13 | 4-10 | 0-3 | 0 | 3 | 3 | 2 | 14 | 3 | 2 | 0 | 2 | 39 | | |
| 03 | Nick Smith Jr. | g | 0-1 | 0-0 | 0-0 | 0 | 0 | 0 | 0 | 0 | 0 | 0 | 0 | 0 | 4 | | |
| 11 | Jalen Graham | g | 2-2 | 0-0 | 0-0 | 0 | 0 | 0 | 1 | 4 | 0 | 2 | 0 | 0 | 5 | | |
| 20 | Kamani Johnson | g | 0-0 | 0-0 | 0-0 | 0 | 0 | 0 | 2 | 0 | 0 | 0 | 0 | 0 | 3 | | |
| 55 | Jordan Walsh | g | 3-6 | 0-1 | 2-2 | 1 | 4 | 5 | 8 | 1 | 1 | 0 | 0 | 0 | 30 | | |
| | Team | | | | | 1 | 3 | 4 | | | | | | | | | |
| | Totals | | 22-50 | 5-16 | 7-14 | 5 | 28 | 33 | 23 | 56 | 17 | 13 | 6 | 4 | 200 | | |

FG % 1st Half: 13-25 52.0% 2nd half: 9-25 36.0% Game: 22-50 44.0% Deadball Rebounds 3
 3FG % 1st Half: 4-6 66.7% 2nd half: 1-10 10.0% Game: 5-16 31.3%
 FT % 1st Half: 3-6 50.0% 2nd half: 4-8 50.0% Game: 7-14 50.0%

Texas A&M 62 • 19-7,11-2 SEC

| # | Player | Total | | | 3-Ptr | | | Rebounds | | | PF | TP | A | TO | Blk | Stl | Min |
|----|--------------------|--------|--------|--------|-------|-----|-----|----------|-----|-----|----|----|----|----|-----|-----|-----|
| | | FG-FGA | FG-FGA | FT-FTA | Off | Def | Tot | Off | Def | Tot | | | | | | | |
| 15 | Henry Coleman III | f | 2-5 | 0-0 | 3-3 | 1 | 4 | 5 | 2 | 7 | 1 | 2 | 0 | 0 | 28 | | |
| 34 | Julius Marble | f | 0-3 | 0-0 | 4-4 | 0 | 2 | 2 | 3 | 4 | 2 | 1 | 0 | 0 | 21 | | |
| 00 | Dexter Dennis | g | 4-10 | 2-4 | 4-4 | 2 | 9 | 11 | 1 | 14 | 0 | 0 | 2 | 1 | 31 | | |
| 04 | Wade Taylor IV | g | 6-15 | 3-5 | 3-5 | 0 | 3 | 3 | 3 | 18 | 4 | 2 | 0 | 2 | 34 | | |
| 23 | Tyrece Radford | g | 4-11 | 0-1 | 4-5 | 2 | 1 | 3 | 2 | 12 | 2 | 1 | 2 | 1 | 32 | | |
| 02 | Hayden Hefner | g | 1-2 | 1-1 | 0-0 | 0 | 0 | 0 | 1 | 3 | 0 | 0 | 0 | 0 | 12 | | |
| 11 | Andersson Garcia | g | 1-2 | 0-0 | 0-1 | 4 | 6 | 10 | 5 | 2 | 0 | 1 | 1 | 0 | 22 | | |
| 13 | Solomon Washington | g | 1-1 | 0-0 | 0-0 | 0 | 1 | 1 | 2 | 2 | 0 | 1 | 0 | 0 | 9 | | |
| 20 | Andre Gordon | g | 0-5 | 0-1 | 0-0 | 0 | 0 | 0 | 1 | 0 | 0 | 0 | 0 | 0 | 11 | | |
| | Team | | | | | 0 | 1 | 1 | | | | | </ | | | | |

GAME 29 **83** **RV-- ARKANSAS** **37 46 83 86** **#2/2 Alabama** **28 58 86**
Feb. 25, 2023 • Tuscaloosa, Ala. • Coleman Coliseum

Arkansas 83 • 19-10,8-8 SEC

| # | Player | Total | | | 3-Ptr | | | Rebounds | | | PF | TP | A | TO | Blk | Stl | Min |
|--------|------------------|--------|--------|--------|--------|--------|--------|----------|-----|-----|----|----|---|----|-----|-----|-----|
| | | FG-FGA | FG-FGA | FT-FTA | FG-FGA | FG-FGA | FT-FTA | Off | Def | Tot | | | | | | | |
| 13 | Jordan Walsh | f | 2-7 | 0-1 | 0-0 | 1 | 6 | 7 | 5 | 4 | 1 | 1 | 0 | 3 | 34 | | |
| 15 | Makhi Mitchell | f | 0-2 | 0-0 | 0-0 | 2 | 0 | 2 | 2 | 0 | 2 | 3 | 2 | 0 | 13 | | |
| 00 | Anthony Black | g | 2-7 | 0-1 | 3-4 | 1 | 1 | 2 | 5 | 7 | 2 | 3 | 0 | 3 | 16 | | |
| 03 | Nick Smith Jr. | g | 9-23 | 2-3 | 4-5 | 1 | 5 | 6 | 4 | 24 | 1 | 0 | 0 | 2 | 40 | | |
| 04 | Davonte Davis | g | 8-15 | 3-4 | 2-3 | 1 | 4 | 5 | 3 | 21 | 0 | 0 | 0 | 0 | 39 | | |
| 01 | Ricky Council IV | f | 5-9 | 0-1 | 10-14 | 0 | 1 | 1 | 2 | 20 | 0 | 2 | 0 | 2 | 30 | | |
| 05 | Joseph Pinion | g | 0-0 | 0-0 | 0-0 | 0 | 0 | 0 | 0 | 0 | 0 | 0 | 0 | 0 | 1 | | |
| 11 | Jalen Graham | f | 1-3 | 0-0 | 0-0 | 1 | 1 | 2 | 2 | 2 | 0 | 1 | 3 | 1 | 9 | | |
| 22 | Makhel Mitchell | f | 2-4 | 0-0 | 1-3 | 2 | 6 | 8 | 2 | 5 | 0 | 1 | 1 | 1 | 18 | | |
| 23 | Derrian Ford | f | 0-0 | 0-0 | 0-0 | 0 | 0 | 0 | 0 | 0 | 0 | 0 | 0 | 0 | 0+ | | |
| Team | | | | | | 4 | 0 | 4 | | | | | | | | | |
| Totals | | | 29-70 | 5-10 | 20-29 | 13 | 24 | 37 | 25 | 83 | 6 | 11 | 6 | 12 | 200 | | |

FG % 1st Half: 14-35 40.0% 2nd half: 15-35 42.9% Game: 29-70 41.4% Deadball Rebounds 3
 3FG % 1st Half: 1-3 33.3% 2nd half: 4-7 57.1% Game: 5-10 50.0%
 FT % 1st Half: 8-9 88.9% 2nd half: 12-20 60.0% Game: 20-29 69.0%

Alabama 86 • 25-4,15-1 SEC

| # | Player | Total | | | 3-Ptr | | | Rebounds | | | PF | TP | A | TO | Blk | Stl | Min |
|--------|-----------------|--------|--------|--------|--------|--------|--------|----------|-----|-----|----|----|---|----|-----|-----|-----|
| | | FG-FGA | FG-FGA | FT-FTA | FG-FGA | FG-FGA | FT-FTA | Off | Def | Tot | | | | | | | |
| 15 | Noah Clowney | f | 3-8 | 0-2 | 4-5 | 2 | 11 | 13 | 3 | 10 | 2 | 3 | 1 | 2 | 30 | | |
| 24 | Brandon Miller | f | 8-15 | 1-6 | 7-7 | 0 | 6 | 6 | 3 | 24 | 0 | 3 | 1 | 0 | 38 | | |
| 14 | Charles Bediako | c | 3-4 | 0-0 | 0-0 | 4 | 6 | 10 | 5 | 6 | 0 | 0 | 1 | 0 | 19 | | |
| 00 | Jaden Bradley | g | 0-3 | 0-0 | 0-0 | 0 | 0 | 0 | 0 | 0 | 0 | 0 | 0 | 1 | 7 | | |
| 01 | Mark Sears | g | 2-7 | 0-4 | 9-10 | 2 | 0 | 2 | 3 | 13 | 2 | 2 | 0 | 1 | 34 | | |
| 03 | Rylan Griffen | f | 1-3 | 0-2 | 1-2 | 1 | 0 | 1 | 1 | 3 | 1 | 2 | 0 | 1 | 17 | | |
| 05 | Jahvon Quinerly | g | 7-14 | 1-4 | 1-1 | 1 | 2 | 3 | 1 | 16 | 7 | 3 | 0 | 0 | 28 | | |
| 10 | Dom Welch | g | 2-2 | 1-1 | 2-2 | 0 | 2 | 2 | 3 | 7 | 0 | 1 | 1 | 0 | 7 | | |
| 23 | Nick Pringle | g | 3-3 | 0-0 | 1-3 | 0 | 4 | 4 | 2 | 7 | 0 | 1 | 0 | 0 | 7 | | |
| 25 | Nimari Burnett | f | 0-5 | 0-3 | 0-0 | 1 | 2 | 3 | 0 | 0 | 1 | 1 | 0 | 1 | 13 | | |
| Team | | | | | | 3 | 1 | 4 | | | | | | | | | |
| Totals | | | 29-64 | 3-22 | 25-30 | 14 | 34 | 48 | 21 | 86 | 13 | 17 | 4 | 6 | 200 | | |

FG % 1st Half: 10-30 33.3% 2nd half: 19-34 55.9% Game: 29-64 45.3% Deadball Rebounds 2
 3FG % 1st Half: 1-10 10.0% 2nd half: 2-12 16.7% Game: 3-22 13.6%
 FT % 1st Half: 7-9 77.8% 2nd half: 18-21 85.7% Game: 25-30 83.3%

Officials: Owen Shortt, Steven Anderson, Terry Oglesby
 Technical fouls: Arkansas-None. Alabama-None.
 Attendance: 13474

| Score by periods | 1st | 2nd | Total |
|------------------|-----|-----|-------|
| Arkansas | 37 | 46 | 83 |
| Alabama | 28 | 58 | 86 |

Last FG - ARK 2nd-00:10, BAMA 2nd-01:27.
 Largest lead - ARK by 11 1st-03:18, BAMA by 12 2nd-05:53.
 ARK led for 22:03. BAMA led for 15:05. Game was tied for 02:52.

Score tied - 4 times.
 Lead changed - 3 times.

GAME 31 **88** **#23/RV Kentucky** **40 48 88 70** **#RV-- ARKANSAS** **36 43 79 70**
Mar. 4, 2023 • Fayetteville, Ark. • Bud Walton Arena

Kentucky 88 • 21-10,12-6 SEC

| # | Player | Total | | | 3-Ptr | | | Rebounds | | | PF | TP | A | TO | Blk | Stl | Min |
|--------|------------------|--------|--------|--------|--------|--------|--------|----------|-----|-----|----|----|---|----|-----|-----|-----|
| | | FG-FGA | FG-FGA | FT-FTA | FG-FGA | FG-FGA | FT-FTA | Off | Def | Tot | | | | | | | |
| 00 | Jacob Toppin | f | 6-9 | 2-3 | 7-8 | 0 | 4 | 4 | 3 | 21 | 3 | 4 | 1 | 1 | 38 | | |
| 24 | Chris Livingston | f | 0-5 | 0-3 | 1-4 | 0 | 9 | 9 | 4 | 1 | 1 | 4 | 1 | 1 | 34 | | |
| 04 | Oscar Tshiebwe | f | 5-11 | 0-0 | 2-2 | 4 | 9 | 13 | 5 | 12 | 1 | 1 | 0 | 1 | 27 | | |
| 01 | CJ Fredrick | g | 0-2 | 0-2 | 2-2 | 0 | 0 | 0 | 0 | 2 | 4 | 0 | 0 | 1 | 15 | | |
| 12 | Antonio Reeves | g | 12-17 | 2-4 | 11-11 | 0 | 1 | 1 | 4 | 37 | 2 | 1 | 0 | 0 | 40 | | |
| 03 | Adou Thiero | g | 2-6 | 0-2 | 3-6 | 3 | 2 | 5 | 2 | 7 | 2 | 2 | 0 | 1 | 24 | | |
| 04 | Daimion Collins | g | 2-2 | 0-0 | 0-0 | 1 | 1 | 2 | 5 | 4 | 1 | 0 | 1 | 0 | 5 | | |
| 55 | Lance Ware | g | 2-2 | 0-0 | 0-0 | 1 | 4 | 5 | 3 | 4 | 0 | 2 | 1 | 0 | 17 | | |
| Team | | | | | | 1 | 1 | 2 | | | | | | | | | |
| Totals | | | 29-54 | 4-14 | 26-33 | 10 | 31 | 41 | 26 | 88 | 14 | 15 | 4 | 5 | 200 | | |

FG % 1st Half: 15-29 51.7% 2nd half: 14-25 56.0% Game: 29-54 53.7% Deadball Rebounds 4
 3FG % 1st Half: 1-6 16.7% 2nd half: 3-8 37.5% Game: 4-14 28.6%
 FT % 1st Half: 9-9 100.0% 2nd half: 17-24 70.8% Game: 26-33 78.8%

Arkansas 79 • 19-12,8-10 SEC

| # | Player | Total | | | 3-Ptr | | | Rebounds | | | PF | TP | A | TO | Blk | Stl | Min |
|--------|------------------|--------|--------|--------|--------|--------|--------|----------|-----|-----|----|----|---|----|-----|-----|-----|
| | | FG-FGA | FG-FGA | FT-FTA | FG-FGA | FG-FGA | FT-FTA | Off | Def | Tot | | | | | | | |
| 15 | Makhi Mitchell | f | 1-2 | 0-0 | 0-0 | 1 | 0 | 1 | 2 | 2 | 1 | 0 | 0 | 0 | 18 | | |
| 22 | Makhel Mitchell | f | 0-5 | 0-0 | 0-0 | 4 | 1 | 5 | 3 | 0 | 0 | 1 | 0 | 0 | 15 | | |
| 00 | Anthony Black | g | 3-10 | 1-3 | 7-12 | 2 | 6 | 8 | 3 | 14 | 4 | 1 | 1 | 1 | 34 | | |
| 03 | Nick Smith Jr. | g | 10-23 | 3-8 | 2-4 | 1 | 2 | 3 | 25 | 6 | 3 | 1 | 4 | 35 | | | |
| 04 | Davonte Davis | g | 3-5 | 2-3 | 0-0 | 0 | 2 | 2 | 5 | 8 | 0 | 0 | 0 | 0 | 20 | | |
| 01 | Ricky Council IV | f | 3-11 | 0-2 | 10-12 | 1 | 3 | 4 | 4 | 16 | 1 | 1 | 0 | 0 | 34 | | |
| 05 | Joseph Pinion | g | 0-0 | 0-0 | 0-0 | 0 | 0 | 0 | 1 | 0 | 0 | 0 | 0 | 1 | 3 | | |
| 11 | Jalen Graham | f | 1-2 | 0-0 | 0-0 | 0 | 0 | 0 | 0 | 2 | 0 | 0 | 0 | 0 | 2 | | |
| 13 | Jordan Walsh | f | 4-12 | 1-6 | 1-3 | 3 | 4 | 7 | 3 | 10 | 2 | 0 | 1 | 2 | 31 | | |
| 20 | Kamani Johnson | g | 0-0 | 0-0 | 2-3 | 3 | 0 | 3 | 2 | 2 | 0 | 0 | 0 | 1 | 8 | | |
| 23 | Derrian Ford | f | 0-0 | 0-0 | 0-0 | 0 | 0 | 0 | 0 | 0 | 0 | 0 | 0 | 0 | 0+ | | |
| Team | | | | | | 2 | 0 | 2 | | | | | | | | | |
| Totals | | | 25-70 | 7-22 | 22-34 | 17 | 18 | 35 | 26 | 79 | 14 | 6 | 3 | 9 | 200 | | |

FG % 1st Half: 14-34 41.2% 2nd half: 11-36 30.6% Game: 25-70 35.7% Deadball Rebounds 9
 3FG % 1st Half: 2-8 25.0% 2nd half: 5-14 35.7% Game: 7-22 31.8%
 FT % 1st Half: 6-9 66.7% 2nd half: 16-25 64.0% Game: 22-34 64.7%

Officials: Rob Rorke, K.B. Burdett Jr., Don Daily
 Technical fouls: Kentucky-Lance Ware. Arkansas-Davonte Davis 2.
 Attendance: 19200

| Score by periods | 1st | 2nd | Total |
|------------------|-----|-----|-------|
| Kentucky | 40 | 48 | 88 |
| Arkansas | 36 | 43 | 79 |

Last FG - UK 2nd-00:52, ARK 2nd-00:21.
 Largest lead - UK by 14 2nd-01:41, ARK by 3 1st-19:14.
 UK led for 35:37. ARK led for 01:15. Game was tied for 03:08.

Score tied - 2 times.
 Lead changed - 3 times.

GAME 30 **57** **RV-- ARKANSAS** **25 22 57 75** **#12/14 Tennessee** **34 41 75 75**
Feb. 28, 2023 • Knoxville, Tenn. • Thompson-Boling Arena

Arkansas 57 • 19-11,8-9 SEC

| # | Player | Total | | | 3-Ptr | | | Rebounds | | | PF | TP | A | TO | Blk | Stl | Min |
|--------|------------------|--------|--------|--------|--------|--------|--------|----------|-----|-----|----|----|---|----|-----|-----|-----|
| | | FG-FGA | FG-FGA | FT-FTA | FG-FGA | FG-FGA | FT-FTA | Off | Def | Tot | | | | | | | |
| 13 | Jordan Walsh | f | 0-4 | 0-1 | 1-2 | 0 | 4 | 4 | 1 | 1 | 2 | 0 | 2 | 24 | | | |
| 15 | Makhi Mitchell | f | 0-2 | 0-0 | 2-2 | 1 | 2 | 3 | 0 | 2 | 1 | 0 | 1 | 0 | 17 | | |
| 00 | Anthony Black | g | 6-9 | 1-2 | 0-2 | 3 | 2 | 5 | 1 | 13 | 1 | 6 | 0 | 2 | 34 | | |
| 03 | Nick Smith Jr. | g | 3-13 | 1-6 | 5-6 | 0 | 0 | 0 | 2 | 12 | 2 | 2 | 0 | 0 | 29 | | |
| 04 | Davonte Davis | g | 5-12 | 3-7 | 0-0 | 1 | 5 | 6 | 3 | 13 | 2 | 2 | 1 | 3 | 39 | | |
| 01 | Ricky Council IV | f | 3-7 | 2-4 | 3-6 | 0 | 4 | 4 | 3 | 11 | 1 | 3 | 0 | 0 | 19 | | |
| 05 | Joseph Pinion | g | 1-2 | 1-2 | 0-0 | 0 | 0 | 0 | 0 | 3 | 0 | 0 | 0 | 0 | 3 | | |
| 11 | Jalen Graham | f | 0-0 | 0-0 | 0-0 | 0 | 0 | 0 | 0 | 0 | 0 | 0 | 0 | 0 | 3 | | |
| 20 | Kamani Johnson | g | 0-0 | 0-0 | 0-2 | 1 | 2 | 3 | 2 | 0 | 0 | 0 | 0 | 0 | 12 | | |
| 22 | Makhel Mitchell | f | 0-0 | 0-0 | 0-0 | 0 | 0 | 0 | 5 | 0 | 1 | 2 | 0 | 11 | | | |
| 23 | Derrian Ford | f | 0-0 | 0-0 | 2-2 | 0 | 0 | 0 | 1 | 2 | 0 | 0 | 0 | 0 | 9 | | |
| Team | | | | | | 3 | 4 | 7 | | | | | | | | | |
| Totals | | | 18-49 | 8-22 | 13-22 | 9 | 23 | 32 | 21 | 57 | 8 | 16 | 4 | 7 | 200 | | |

FG % 1st Half: 9-24 37.5% 2nd half: 9-25 36.0% Game: 18-49 36.7% Deadball Rebounds 5
 3FG % 1st Half: 4-10 40.0% 2nd half: 4-12 33.3% Game: 8-22 36.4%
 FT % 1st Half: 3-4 75.0% 2nd half: 10-18 55.6% Game: 13-22 59.1%

Tennessee 75 • 22-8,11-6 SEC

| # | Player | Total | | | 3-Ptr | | | Rebounds | | | PF | TP | A | TO | Blk | Stl | Min |
|----|------------------|--------|--------|--------|--------|--------|--------|----------|-----|-----|----|----|---|----|-----|-----|-----|
| | | FG-FGA | FG-FGA | FT-FTA | FG-FGA | FG-FGA | FT-FTA | Off | Def | Tot | | | | | | | |
| 00 | Jonas Aidoo | f | 4-6 | 0-0 | 0-0 | 1 | 2 | 3 | 2 | 8 | 2 | 0 | 0 | 1 | 30 | | |
| 13 | Olivier Nkamhoua | f | 7-12 | 0-3 | 2-2 | 2 | 5 | 7 | 0 | 16 | 1 | 0 | 1 | 0 | 29 | | |
| 05 | Zakai Zeigler | g | 1-1 | 0-0 | 0-0 | 0 | 0 | 0 | 0 | 2 | 1 | 1 | 0 | 0 | 3 | | |
| 15 | Jahmai Mashack | g | 1-6 | 0-1 | 4-6 | 0 | 1 | 1 | 3 | 6 | 5 | 1 | 0 | 4 | 23 | | |
| 25 | Santiago Vescovi | g | 5-11 | 3-7 | | | | | | | | | | | | | |

GAME 33 **61** **RV- ARKANSAS** **38 23** **61** **67** **ATM**
#18/18 Texas A&M **25 42** **67**
Mar. 10, 2023 • Nashville, Tenn. • Bridgestone Arena

Arkansas 61 • 20-13

| # | Player | Total | | | 3-Ptr | | | Rebounds | | | PF | TP | A | TO | Blk | Stl | Min |
|--------|------------------|--------|--------|--------|--------|--------|--------|----------|-----|-----|----|----|----|----|-----|-----|-----|
| | | FG-FGA | FG-FGA | FT-FTA | FG-FGA | FG-FGA | FT-FTA | Off | Def | Tot | | | | | | | |
| 15 | Makhi Mitchell | f | 6-6 | 0-0 | 3-4 | 4 | 2 | 6 | 3 | 15 | 1 | 2 | 4 | 3 | 31 | | |
| 22 | Makhel Mitchell | f | 2-2 | 0-0 | 0-0 | 0 | 2 | 2 | 4 | 4 | 1 | 0 | 2 | 0 | 15 | | |
| 00 | Anthony Black | g | 3-8 | 1-4 | 2-4 | 1 | 3 | 4 | 4 | 9 | 2 | 2 | 4 | 2 | 35 | | |
| 03 | Nick Smith Jr. | g | 6-20 | 2-6 | 2-4 | 0 | 1 | 1 | 1 | 16 | 4 | 5 | 0 | 0 | 39 | | |
| 04 | Davonte Davis | g | 2-7 | 1-5 | 0-1 | 2 | 4 | 6 | 3 | 5 | 1 | 1 | 0 | 2 | 37 | | |
| 01 | Ricky Council IV | g | 1-7 | 0-3 | 3-4 | 0 | 3 | 3 | 3 | 5 | 1 | 1 | 0 | 1 | 19 | | |
| 13 | Jordan Walsh | g | 2-4 | 1-2 | 2-2 | 0 | 3 | 3 | 2 | 7 | 1 | 1 | 1 | 1 | 24 | | |
| Team | | | | | | 1 | 0 | 1 | | | | | | | | | |
| Totals | | | 22-54 | 5-20 | 12-19 | 8 | 18 | 26 | 20 | 61 | 11 | 12 | 11 | 9 | 200 | | |

FG % 1st Half: 13-24 54.2% 2nd half: 9-30 30.0% Game: 22-54 40.7% Deadball Rebounds 5
 3FG % 1st Half: 5-12 41.7% 2nd half: 0-8 0.0% Game: 5-20 25.0%
 FT % 1st Half: 7-10 70.0% 2nd half: 5-9 55.6% Game: 12-19 63.2%

Texas A&M 67 • 24-8

| # | Player | Total | | | 3-Ptr | | | Rebounds | | | PF | TP | A | TO | Blk | Stl | Min |
|--------|--------------------|--------|--------|--------|--------|--------|--------|----------|-----|-----|----|----|---|----|-----|-----|-----|
| | | FG-FGA | FG-FGA | FT-FTA | FG-FGA | FG-FGA | FT-FTA | Off | Def | Tot | | | | | | | |
| 15 | Henry Coleman III | f | 5-9 | 0-0 | 6-9 | 4 | 7 | 11 | 2 | 16 | 0 | 4 | 0 | 0 | 33 | | |
| 34 | Julius Marble | f | 1-5 | 0-0 | 1-1 | 2 | 4 | 6 | 1 | 3 | 1 | 0 | 0 | 1 | 20 | | |
| 00 | Dexter Dennis | g | 5-10 | 1-3 | 0-2 | 1 | 4 | 5 | 1 | 11 | 0 | 2 | 2 | 0 | 35 | | |
| 04 | Wade Taylor IV | g | 6-17 | 0-4 | 6-6 | 1 | 2 | 3 | 2 | 18 | 3 | 3 | 0 | 2 | 29 | | |
| 23 | Tyrece Radford | g | 3-8 | 0-1 | 5-6 | 4 | 4 | 8 | 2 | 11 | 2 | 4 | 0 | 0 | 35 | | |
| 02 | Hayden Hefner | g | 0-0 | 0-0 | 0-0 | 0 | 0 | 0 | 0 | 0 | 0 | 0 | 0 | 0 | 2 | | |
| 11 | Andersson Garcia | g | 1-2 | 0-1 | 0-0 | 0 | 2 | 2 | 5 | 2 | 0 | 0 | 0 | 0 | 12 | | |
| 13 | Solomon Washington | g | 2-3 | 0-0 | 0-0 | 1 | 0 | 1 | 3 | 4 | 1 | 0 | 0 | 2 | 15 | | |
| 20 | Andre Gordon | g | 1-2 | 0-1 | 0-0 | 0 | 1 | 1 | 0 | 2 | 1 | 0 | 0 | 0 | 15 | | |
| 35 | Manny Obaseki | g | 0-1 | 0-0 | 0-0 | 0 | 1 | 1 | 0 | 0 | 0 | 0 | 0 | 0 | 4 | | |
| Team | | | | | | 4 | 1 | 5 | | | | | | | | | |
| Totals | | | 24-57 | 1-10 | 18-24 | 17 | 26 | 43 | 16 | 67 | 8 | 15 | 2 | 5 | 200 | | |

FG % 1st Half: 11-30 36.7% 2nd half: 13-27 48.1% Game: 24-57 42.1% Deadball Rebounds 4
 3FG % 1st Half: 1-5 20.0% 2nd half: 0-5 0.0% Game: 1-10 10.0%
 FT % 1st Half: 2-2 100.0% 2nd half: 16-22 72.7% Game: 18-24 75.0%

Officials: Owen Shortt, Bart Lenox, Doug Shaws
 Technical fouls: Arkansas-None. Texas A&M-None.
 Attendance: 14000

| Score by periods | 1st | 2nd | Total |
|------------------|-----|-----|-------|
| Arkansas | 38 | 23 | 61 |
| Texas A&M | 25 | 42 | 67 |

Last FG - ARK 2nd-00:27, T&M 2nd-00:46.
 Largest lead - ARK by 13 1st-00:00, T&M by 8 2nd-00:46.
 ARK led for 26:54. T&M led for 10:31. Game was tied for 02:35.

Score tied - 1 time.
 Lead changed - 6 times.

GAME 34 **63** **#9 seed Illinois** **26 37** **63** **73** **I**
#8 seed ARKANSAS **36 37** **73** **73**
Mar. 16, 2023 • Des Moines, Iowa • Wells Fargo Arena

Illinois 63 • 20-13

| # | Player | Total | | | 3-Ptr | | | Rebounds | | | PF | TP | A | TO | Blk | Stl | Min |
|--------|----------------------|--------|--------|--------|--------|--------|--------|----------|-----|-----|----|----|---|----|-----|-----|-----|
| | | FG-FGA | FG-FGA | FT-FTA | FG-FGA | FG-FGA | FT-FTA | Off | Def | Tot | | | | | | | |
| 24 | Matthew Mayer | f | 0-6 | 0-5 | 2-3 | 0 | 1 | 1 | 2 | 2 | 0 | 3 | 1 | 0 | 32 | | |
| 33 | Coleman Hawkins | f | 3-9 | 2-6 | 2-2 | 1 | 3 | 4 | 1 | 10 | 3 | 6 | 1 | 0 | 24 | | |
| 42 | Dain Dainja | f | 1-2 | 0-0 | 3-6 | 0 | 6 | 6 | 1 | 5 | 0 | 2 | 2 | 0 | 23 | | |
| 00 | Terrence Shannon Jr. | g | 5-10 | 0-3 | 10-13 | 0 | 2 | 2 | 2 | 20 | 0 | 2 | 0 | 1 | 31 | | |
| 15 | RJ Melendez | g | 4-8 | 2-4 | 0-0 | 0 | 6 | 6 | 4 | 10 | 3 | 0 | 0 | 1 | 26 | | |
| 01 | Sencire Harris | g | 1-3 | 0-0 | 0-2 | 0 | 2 | 2 | 1 | 2 | 2 | 1 | 0 | 0 | 12 | | |
| 03 | Jayden Epps | g | 1-5 | 0-1 | 0-0 | 0 | 1 | 1 | 1 | 2 | 0 | 1 | 0 | 0 | 6 | | |
| 10 | Luke Goode | g | 2-4 | 2-3 | 0-0 | 1 | 3 | 4 | 5 | 6 | 1 | 0 | 0 | 1 | 23 | | |
| 20 | Ty Rodgers | g | 3-5 | 0-0 | 0-0 | 0 | 3 | 3 | 2 | 6 | 1 | 1 | 1 | 4 | 23 | | |
| Team | | | | | | 1 | 4 | 5 | | | | | | | | | |
| Totals | | | 20-52 | 6-22 | 17-26 | 3 | 31 | 34 | 19 | 63 | 10 | 17 | 5 | 10 | 200 | | |

FG % 1st Half: 8-29 27.6% 2nd half: 12-23 52.2% Game: 20-52 38.5% Deadball Rebounds 6.1
 3FG % 1st Half: 3-11 27.3% 2nd half: 3-11 27.3% Game: 6-22 27.3%
 FT % 1st Half: 7-9 77.8% 2nd half: 10-17 58.8% Game: 17-26 65.4%

Arkansas 73 • 21-13

| # | Player | Total | | | 3-Ptr | | | Rebounds | | | PF | TP | A | TO | Blk | Stl | Min |
|--------|------------------|--------|--------|--------|--------|--------|--------|----------|-----|-----|----|----|---|----|-----|-----|-----|
| | | FG-FGA | FG-FGA | FT-FTA | FG-FGA | FG-FGA | FT-FTA | Off | Def | Tot | | | | | | | |
| 20 | Kamani Johnson | f | 2-5 | 0-0 | 1-1 | 4 | 1 | 5 | 2 | 5 | 0 | 0 | 0 | 0 | 13 | | |
| 00 | Anthony Black | g | 4-12 | 0-1 | 4-6 | 4 | 6 | 6 | 3 | 12 | 1 | 2 | 1 | 3 | 34 | | |
| 01 | Ricky Council IV | g | 3-9 | 1-3 | 11-12 | 2 | 8 | 10 | 1 | 18 | 0 | 2 | 1 | 1 | 39 | | |
| 03 | Nick Smith Jr. | g | 2-10 | 0-2 | 2-3 | 0 | 0 | 0 | 2 | 6 | 0 | 2 | 0 | 1 | 28 | | |
| 04 | Davonte Davis | g | 7-14 | 2-4 | 0-0 | 1 | 5 | 6 | 4 | 16 | 1 | 4 | 0 | 4 | 30 | | |
| 11 | Jalen Graham | g | 0-0 | 0-0 | 0-0 | 0 | 1 | 1 | 0 | 0 | 0 | 0 | 0 | 0 | 2 | | |
| 13 | Jordan Walsh | g | 2-8 | 0-1 | 2-3 | 2 | 2 | 4 | 4 | 6 | 1 | 1 | 0 | 3 | 27 | | |
| 15 | Makhi Mitchell | g | 4-5 | 0-0 | 1-2 | 1 | 6 | 7 | 3 | 9 | 1 | 0 | 2 | 0 | 24 | | |
| 22 | Makhel Mitchell | g | 0-0 | 0-0 | 1-2 | 0 | 0 | 0 | 0 | 1 | 0 | 0 | 0 | 0 | 3 | | |
| Team | | | | | | 1 | 3 | 4 | | | | | | | | | |
| Totals | | | 24-63 | 3-11 | 22-29 | 11 | 32 | 43 | 19 | 73 | 4 | 11 | 4 | 12 | 200 | | |

FG % 1st Half: 14-33 42.4% 2nd half: 10-30 33.3% Game: 24-63 38.1% Deadball Rebounds 3
 3FG % 1st Half: 1-5 20.0% 2nd half: 2-6 33.3% Game: 3-11 27.3%
 FT % 1st Half: 7-12 58.3% 2nd half: 15-17 88.2% Game: 22-29 75.9%

Officials: Sean Hull, Brooks Wells, Bert Smith
 Technical fouls: Illinois-None. Arkansas-None.
 Attendance: 16745

| Score by periods | 1st | 2nd | Total |
|------------------|-----|-----|-------|
| Illinois | 26 | 37 | 63 |
| Arkansas | 36 | 37 | 73 |

Last FG - ILLINI 2nd-00:45, ARK 2nd-01:36.
 Largest lead - ILLINI by 2 1st-19:03, ARK by 17 2nd-10:45.
 ILLINI led for 01:20. ARK led for 37:15. Game was tied for 01:25.

Score tied - 1 time.
 Lead changed - 1 time.

GAME 35 **72** **#8 seed ARKANSAS** **27 45** **72** **71** **KU**
#1 seed #4/5 Kansas **35 36** **71** **71**
Mar. 18, 2023 • Des Moines, Iowa • Wells Fargo Arena

Arkansas 72 • 22-13

| # | Player | Total | | | 3-Ptr | | | Rebounds | | | PF | TP | A | TO | Blk | Stl | Min |
|--------|------------------|--------|--------|--------|--------|--------|--------|----------|-----|-----|----|----|---|----|-----|-----|-----|
| | | FG-FGA | FG-FGA | FT-FTA | FG-FGA | FG-FGA | FT-FTA | Off | Def | Tot | | | | | | | |
| 20 | Kamani Johnson | f | 2-3 | 0-0 | 0-1 | 6 | 4 | 10 | 4 | 4 | 0 | 2 | 0 | 0 | 18 | | |
| 00 | Anthony Black | g | 1-6 | 0-2 | 2-2 | 0 | 4 | 4 | 4 | 4 | 2 | 1 | 1 | 1 | 37 | | |
| 01 | Ricky Council IV | g | 5-18 | 1-6 | 10-11 | 2 | 4 | 6 | 0 | 21 | 4 | 1 | 1 | 0 | 40 | | |
| 03 | Nick Smith Jr. | g | 0-4 | 0-2 | 0-0 | 0 | 1 | 1 | 2 | 0 | 1 | 0 | 0 | 0 | 17 | | |
| 04 | Davonte Davis | g | 9-15 | 1-4 | 6-7 | 2 | 6 | 8 | 5 | 25 | 1 | 1 | 0 | 0 | 30 | | |
| 05 | Joseph Pinion | g | 0-0 | 0-0 | 0-0 | 0 | 0 | 0 | 0 | 0 | 0 | 0 | 0 | 0 | 0+ | | |
| 11 | Jalen Graham | g | 1-2 | 0-0 | 0-0 | 0 | 0 | 0 | 0 | 0 | 0 | 0 | 0 | 0 | 4 | | |
| 13 | Jordan Walsh | g | 3-6 | 1-1 | 3-4 | 3 | 3 | 5 | 10 | 0 | 2 | 0 | 2 | 3 | 34 | | |
| 15 | Makhi Mitchell | g | 3-4 | 0-0 | 0-1 | 1 | 1 | 2 | 5 | 6 | 0 | 2 | 1 | 2 | 20 | | |
| 22 | Makhel Mitchell | g | 0-0 | 0-0 | 0-0 | 0 | 0 | 0 | 0 | 0 | 0 | 0 | 0 | 0 | 0+ | | |
| 23 | Derrian Ford | g | 0-0 | 0-0 | 0-0 | 0 | 0 | 0 | 0 | 0 | 0 | 0 | 0 | 0 | 0+ | | |
| Team | | | | | | 1 | 1 | 2 | | | | | | | | | |
| Totals | | | 24-58 | 3-15 | 21-26 | 15 | 21 | 36 | 25 | 72 | 8 | 11 | 3 | 5 | 200 | | |

FG % 1st Half: 10-28 35.7% 2nd half: 14-30 46.7% Game: 24-58 41.4% Deadball Rebounds 2.2
 3FG % 1st Half: 1-9 11.1% 2nd half: 2-6 33.3% Game: 3-15 20.0%
 FT % 1st Half: 6-8 75.0% 2nd half: 15-18 83.3% Game: 21-26 80.8%

Kansas 71 • 28-8

| # | Player | Total | | | 3-Ptr | | | Rebounds | | | PF | TP | A | TO | Blk | Stl | Min |
|----|-----------------|--------|--------|--------|--------|--------|--------|----------|-----|-----|----|----|---|----|-----|-----|-----|
| | | FG-FGA | FG-FGA | FT-FTA | FG-FGA | FG-FGA | FT-FTA | Off | Def | Tot | | | | | | | |
| 10 | Jalen Wilson | f | 5-9 | 1-3 | 9-11 | 0 | 4 | 4 | 3 | 20 | 1 | 2 | 0 | 0 | 27 | | |
| 24 | KJ Adams, Jr. | f | 4-8 | 0-0 | 6-7 | 1 | 2 | 3 | 4 | 14 | 1 | 0 | 0 | 1 | 37 | | |
| 03 | Dajuan Harris | g | 5-9 | 1-2 | 1-3 | 1 | 3 | 4 | 2 | 12 | 5 | 3 | 0 | 2 | 36 | | |
| 04 | Grady Dick | g | 3-9 | 1-3 | 0-0 | 3 | 4 | 7 | 1 | 7 | 1 | 1 | 0 | 0 | 25 | | |
| 15 | Kevin McCullar | g | 5-8 | 1-3 | 2-4 | 0 | 5 | 5 | 13 | 1 | 1 | 2 | 1 | 3 | 37 | | |
| 00 | Bobby Pettiford | g | 1-2 | 0-0 | 0-0 | 0 | 0 | 0 | 0 | 2 | 0 | 0 | 0 | 1 | 7 | | |
| 01 | Joseph Yesufu | g | 1-2 | 1-1 | 0-0 | 0 | 1 | 1 | 3 | 0 | 0 | 0 | 0 | 0 | 12 | | |
| 21 | Zach Clemence | g | 0-1 | 0-1 | 0-0 | 0 | 0 | 0 | 2 | 0 | 0 | 0 | 0 | 0 | 4 | | |
| 23 | Ernest Udeh Jr. | g | 0-2 | 0-0 | 0-0 | 1 | 0 | 1 | 4 | | | | | | | | |