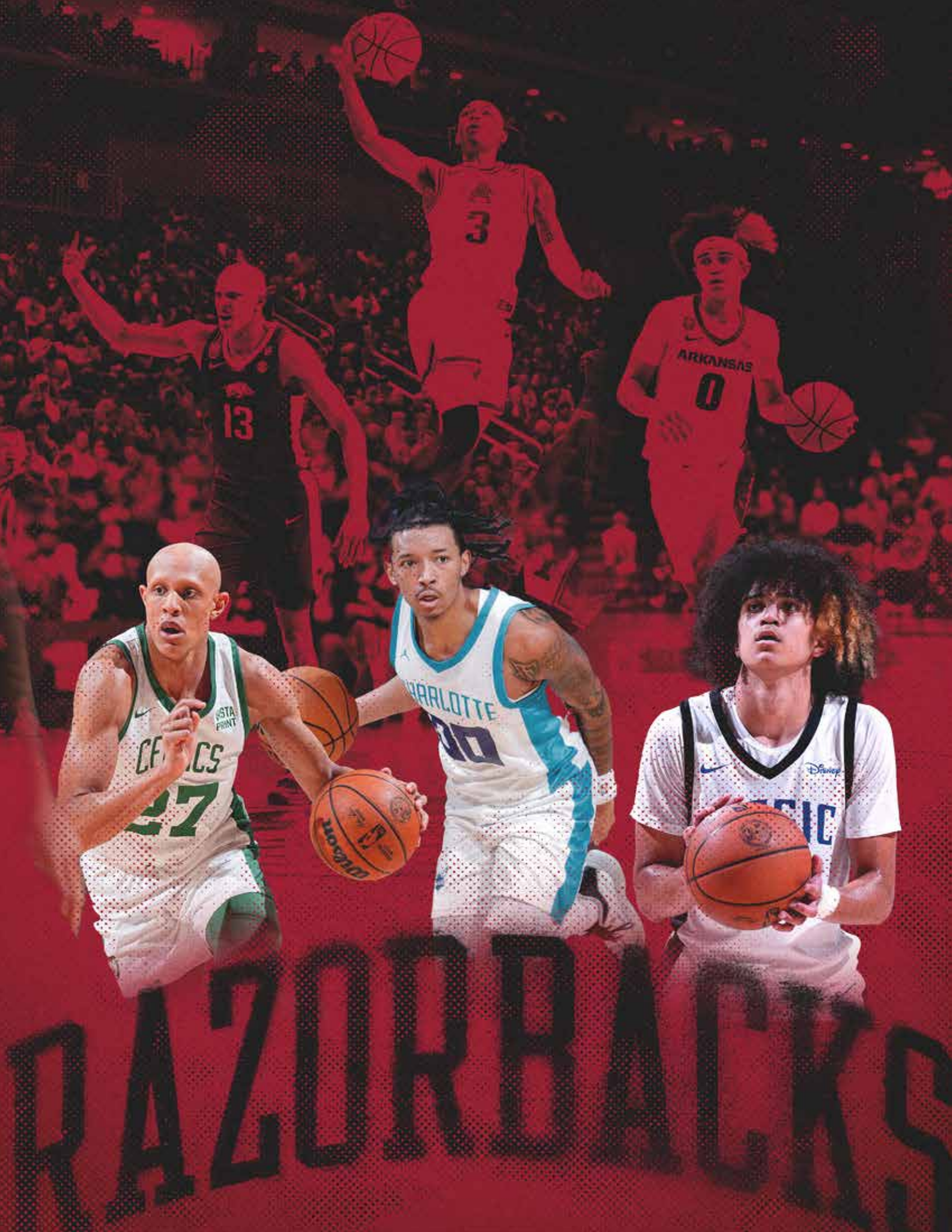




ARKANSAS





RAZORBACKS

BEST WINNING PERCENTAGE AMONG ACTIVE NCAA DIVISION I HEAD COACHES (min. 5 years as D1 head coach)

Coach (Years)	Current School	Pct.
1. Mark Few (24)	Gonzaga	.836
2. Bill Self (30)	Kansas	.769
3. Brian Dutcher (6)	San Diego State	.763
4. John Calipari (31)	Kentucky	.759
5. Chris Jans (7)	Mississippi State	.742
6. ERIC MUSSELMAN (8)	ARKANSAS	.730
7. Thad Matta (18)	Butler	.725
8. Tony Bennett (17)	Virginia	.722
9. Darian DeVries	Drake	.718
10. Rod Richey (7)	Furman	.716



THE MUSS BUS

- Has over 700 wins in 22 seasons as a head coach
- Has been a collegiate head coach, international head coach and a professional head coach, including two stints in the NBA
- In 22 seasons as a head coach (professional and collegiate), has finished first in his conference/division 13 times
- In 14 seasons as a professional head coach, was first or second in wins 10 times – most wins 7x and second-most wins 3x
- As a collegiate head coach, has won three conference titles and has appeared in each of the last six NCAA Tournaments played while advancing to the Sweet 16 four times with two Elite 8 berths
- Only needed 130 games as collegiate head coach to record 100 wins – the ninth fastest to reach the milestone in the last 50 years
- First coach in professional basketball history to win 100 games by the age of 28
- Has won at least 20 games in each of his eight years as a collegiate head coach
- In the last five years, nine of his players have played in the NBA – Cameron Oliver (NEV), Caleb Martin (NEV), Cody Martin (NEV), Jalen Harris (NEV), Isaiah Joe (ARK), Mason Jones (ARK), Moses Moody (ARK), Jaylin Williams (ARK) and Stanley Umude (ARK)
- In the last five years, eight of his players have been drafted with four “one-and-dones,” three first-round selections and two lottery picks – Cody Martin (2019 2nd Rd at NEV), Jalen Harris (2020 2nd Rd at NEV), Isaiah Joe (2020 2nd Rd ARK), Moses Moody (2021 1st Rd at ARK), Jaylin Williams (2022 2nd Rd at ARK), Anthony Black (2023 1st Rd ARK), Nick Smith Jr. (2023 1st Rd at Ark) and Jordan Walsh (2nd Rd at ARK)
- Has produced four All-America honors, two Conference Players of the Year, three Conference 6th Man of the Year awards, two conference Freshman of the Year awards and 21 All-Conference honors while a total of 32 players have signed professional contracts

JERRY AND GENE JONES FAMILY STUDENT-ATHLETE SUCCESS CENTER

There is no debate about the most influential newcomer to Razorback Athletics in 2015-16. Opened for the start of the academic year, the Jerry and Gene Jones Family Student-Athlete Success Center, was officially dedicated on September 19 with members of the Jones Family, Vice Chancellor and Director of Athletics Jeff Long, Arkansas Governor Asa Hutchinson, Southeastern Conference Commissioner Greg Sankey and hundreds of Razorback student-athletes looking on.

The 55,000 square-foot facility dedicated to the development of more than 460 Razorback student-athletes was made possible by a \$10.65 million gift from the Jones family. The Jones Success Center addresses the academic, nutritional, personal and professional development of our student-athletes and creates an integrated academic support program focused on the graduation of all student-athletes at the University of Arkansas.

The Student-Athlete Success Center is the home of the Bogle Academic Center and provides student-athletes with multiple learning environments including academic advising and course preparation, leadership training through the Razorback Leadership Academy and career planning and service learning. It also houses the Sports Nutrition Center, serving the fueling needs of student-athletes competing in 19 sports.





MARSHA AND MARTY MARTIN FAMILY BASKETBALL PERFORMANCE CENTER EDDIE SUTTON MEN'S BASKETBALL PRACTICE GYM

The 66,000 square-foot Basketball Performance Center opened in the fall of 2015 and is the home of the Razorback Basketball program. In May 2019, the University of Arkansas System Board of Trustees adopted a resolution to name the men's facility the **EDDIE SUTTON MEN'S BASKETBALL PRACTICE GYM** after the Hall of Fame coach. Then, on Jan. 26, 2023, a \$5 million donation secured naming rights to the Basketball Performance Center. The newly named **MARSHA AND MARTY MARTIN FAMILY BASKETBALL PERFORMANCE CENTER** was unveiled on Mar. 4, 2023, prior to the Arkansas-Kentucky men's basketball game.

The facility includes two full-court gymnasiums, locker rooms, a weight room, an athletic training room, coaches' offices, team meeting rooms, a student-athlete lounge, study areas and an equipment room.

The largest components of the facility are two identical practice gyms, which are approximately 12,280 square feet each. Each gym has six wall mounted goals and two portable goals that are identical to the goals used in Bud Walton Arena.

A state-of-the-art video coaching system is available in each gym with a large format video display for the team's use in reviewing video footage recorded during practice through the remotely operated cameras mounted on the ceiling.

The Performance Center's training room is approximately 1,720 square feet and contains a large treadmill treatment pool, cold plunge pool, hot plunge pool and a dual extremity pool.

The weight room is 4,030 square feet with a dedicated plyometric training area, private massage rooms and strength coach offices.




I was blown away with our facilities when I made my first visit.

ERIC MUSSELMAN

ARKANSAS RAZORBACKS

THIS IS RAZORBACK BASKETBALL


BASKETBALL PERFORMANCE CENTER



BUD WALTON ARENA

NOLAN RICHARDSON COURT

- Arkansas has won 81.7 percent of its games played in **BUD WALTON ARENA** since it opened in 1993-94.
- The Razorbacks have ranked in the top 30 in national attendance in all 29 years playing in Bud Walton Arena, including 24 times among the nation's top 15. In fact, **ARKANSAS LED THE NCAA IN TOTAL ATTENDANCE IN BOTH 2020-21 AND 2021-22.**
- On Oct. 20, 2019, the floor at Bud Walton Arena was named **NOLAN RICHARDSON COURT** in honor of the Razorback Hall of Fame coach.



ARKANSAS RAZORBACKS

THIS IS RAZORBACK BASKETBALL

THE BASKETBALL PALACE OF MID AMERICA



One of the best arenas to play in.

ARCHIE MILLER
(INDIANA)



You don't come here expecting to win.

JOHN CALIPARI
(KENTUCKY)



In this building, they are going to beat a lot of people in here.

JIM BOEHEIM (SYRACUSE)



8TH CONSECUTIVE YEAR



U.S. News analyzed the 150 most populous metro areas to find the best places to live. To make the top of the list, a place had to have good value, be a desirable place to live, have a strong job market and a high quality of life. The following are the top SEC cities with their national ranking. Fayetteville has been the best SEC city in this poll for eight straight years.

10 FAYETTEVILLE, AR 

21 KNOXVILLE, TN 

34 LEXINGTON, KY 

61 NASHVILLE, TN 

92 COLUMBIA, SC 

107 BATON ROUGE, LA 



ARKANSAS RAZORBACKS

THIS IS RAZORBACK BASKETBALL

FAYETTEVILLE, ARKANSAS





36

NCAA Selections

35

NCAA Appearances

22

Conference Championships

14

Sweet Sixteens

11


ELITE 8's

6

Final Fours

1

National Championship



NAISMITH MEMORIAL BASKETBALL HALL OF FAME

- Nolan Richardson (Class of 2014)
- Sidney Moncrief (Class of 2019)
- Eddie Sutton (Class of 2020)

NATIONAL COLLEGIATE BASKETBALL HALL OF FAME

- Nolan Richardson (Class of 2008)
- Eddie Sutton (Class of 2011)
- Sidney Moncrief (Class of 2018)



1ST ROUND PICKS IN 2023




ANTHONY BLACK | 2023 #6 PICK
Orlando Magic




NICK SMITH, Jr. | 2023 #27 PICK
Charlotte Hornets

BACK-TO-BACK NBA CHAMPS



BOBBY PORTIS | 2021 NBA CHAMPION
Milwaukee Bucks
2015 1st Round Draft Pick



MOSES MOODY | 2022 NBA CHAMPION
Golden State Warriors
2021 1st Round Draft Pick



PATRICK BEVERLEY | PHILADELPHIA 76ers
2009 2nd Round Draft Pick



DANIEL GAFFORD | WASHINGTON WIZARDS
2019 2nd Round Draft Pick



ISAIAH JOE | OKLAHOMA CITY THUNDER
2020 2nd Round Draft Pick



JAYLIN WILLIAMS | OKLAHOMA CITY THUNDER
2022 2nd Round Draft Pick



JORDAN WALSH | BOSTON CELTICS
2023 2nd Round Draft Pick



MASON JONES | **STANLEY UMUDE**
Musselman era Free Agents to Play in th NBA

RAZORBACKS IN THE NBA

44
16
15
14
7
7
6
4
1

- NBA Draft Selections
^ 6 under Coach Musselman
- All-Star Game Appearances
- NBA First Round Draft Picks
^ 3 under Coach Musselman
- NBA All-Defensive Team Honors
- All-NBA Team Honors
- Lottery Picks
^ 2 under Coach Musselman
- NBA Champions
- One-And-Dones
^ All under Coach Musselman
- Sixth-Man of the Year
- All-Rookie Team
- Most Improved Player

RAZORBACK BASKETBALL

Eric Musselman Quick Facts1
 Jerry & Gene Jones Success Center2-3
 Basketball Performance Center4-5
 Bud Walton Arena6-7
 Fayetteville, Arkansas.....8-9
 The History10
 #ProHogs11
 Table of Contents/Quick Facts.....12

COACHING STAFF

Eric Musselman14-18
 Keith Smart.....19
 Anthony Ruta20
 Todd Lee21
 Michael Musselman22
 Ronnie Brewer.....23
 Riley Hall / Blake Wetherington.....24
 Matt White / Caleb Cline.....25
 Tommy Abdenour / Ryan Wittoff26
 Dave Richardson / Matt Townsend27
 Jacob Hoops / Daniel Reeves.....28
 Graduate Assistants.....29
 Managers.....30

THE PLAYERS

Roster32
 TV/Radio Speed Chart33
 Khalif Battle33-35
 Keyon Menifield.....36-37
 Trevon Brazile38-39
 El Ellis40-41
 Davonte Davis42-43
 Joseph Pinion44-45
 Denijay Harris46-47
 Chandler Lawson.....48-49
 Jalen Graham.....50-51
 Tramon Mark52-53
 Makhi Mitchell.....54-55
 Jeremiah Davenport.....56-57
 Cade Arbogast / Lawson Blake58 / 59
 Layden Blocker / Baye Fall60 / 61
 Career Game-By-Game Stats (Alphabetically).....62-72

2022-23 YEAR-IN-REVIEW

Season Notes.... Player Honors (p. 74) • All-SEC (p. 78).....74-79
 SEC Standings / National Polls.....80
 Razorbacks in the NCAA & SEC Stats.....80
 Results81
 Player Overall Season & SEC Statistics.....82
 Postseason Statistics83
 Arkansas Team Game-By-Game Stats84
 Opponent Game-By-Game Stats85
 Game-By-Game Pts-Rebs-Assists / Starting Lineups.....86
 Game-By-Game Player Highs.....87
 2022-23 Box Scores.....88-96

HISTORY

Bud Walton Arena/Nolan Richardson Court.....98
 Bud Walton Arena Record By Year / Attendance99
 Bud Walton Arena Top Crowds / Arenas Records100
 Bud Walton Arena Records.....101
 Barnhill Arena Record By Year102
 History & Memorable Games103-115
 All-Americans.....116-117
 SEC Honors.....118-119
 SWC Honors.....120
 Region Honors121
 Other Honors.....122
 Letterwinners.....123-125
 Arkansas in the Final Polls.....126-127
 Razorbacks In The NBA128-131
 Arkansas Sports Hall of Fame / University Hall of Honor.....132

RECORDS

1,000-Point Scorers134-138
 30-plus Point Scoring Games139
 Scoring Records140-141
 Rebounding Records.....142-143
 Field Goal Records.....144-146
 Free Throw Records147-149
 Three-Point Field Goal Records150-152
 Assists Records153
 Blocked Shots Records.....154
 Steals Records.....155
 Records by Class.....156
 Team Records.....157-161
 Year-By-Year Team Stats162-164
 100-Point Games / Scoring Margins165
 Miscellaneous Records.....166
 Postseason Results167
 NCAA Tournament Records168
 All-Time Series Records169-178
 Year-By-Year W/L Records.....179
 Coaching Records180
 Year-By-Year Results.....181-198

UNIVERSITY OF ARKANSAS

Media Information.....200
 Learfield Razorback Sports Properties.....201
 SEC Basketball Tournament.....202-203
 University of Arkansas204-207
 University Leadership208-209
 Director of Athletics Hunter Yurachek210-211
 Razorback Foundation.....212

EDITOR

Mike Cawood
 tmcaewood@uark.edu • 479-236-2090

OTHER CONTRIBUTORS

Justin Gloor, Drew Schlosser, Rachael Harris and all previous Arkansas Basketball SIDs.
 Fayetteville Chamber of Commerce,
 Southeastern Conference,
 UA University Relations, Razorback Foundation.

PRINTING

Pittcraft Printing, Pittsburg, Kan.

PRIMARY PHOTOGRAPHERS

Walt Beazley, Gunnar Rathbun

CONTRIBUTING PHOTOGRAPHY

Zeb Johnson, Rachael Harris, NBA, Boston Celtics, Chicago Bulls, Sacramento Kings, Utah Jazz, Golden State Warriors, Milwaukee Bucks, Oklahoma City Thunder, LA Clippers, LA Lakers, Washington Wizards, Detroit Pistons, Hawgs Illustrated, Wesley Hitt, Jason Ivester, Getty Images, Sports Illustrated.



UNIVERSITY INFORMATION

Location: Fayetteville, Ark.
 Enrollment: 30,936
 Founded: 1871
 Colors: Cardinal (PMS 201) and White
 Nickname: Razorbacks
 Conference: Southeastern (SEC)
 Arena (Capacity): Bud Walton Arena (19,200)

ADMINISTRATION

System President: Dr. Donald R. Bobbitt
 University of Arkansas Chancellor: Dr. Charles F. Robinson
 Vice Chancellor and Director of Athletics: Hunter Yurachek
 Faculty Representative: Paul Adams

HEAD COACH ERIC MUSSELMAN

Record at Arkansas: 95-42 (5th Season)
 Record as College Head Coach: 205-76 (9th Season)
 Record at Professional Head Coach: 508-392 (14 years)
 SEC Record: 41-30 (5th Season)
 Record In Bud Walton Arena: 60-9 (5th Season)

BASKETBALL STAFF

Assistant Coach: Keith Smart (3rd yr)
 Assistant Coach: Anthony Ruta (5th yr)
 Assistant Coach: Todd Lee (2nd yr)
 Asst Coach - Dir. of Recruiting: Michael Musselman (5th yr)
 Asst Coach - Recruiting Coord.: Ronnie Brewer (3rd yr)
 Director of Internal Operations: Riley Hall (8th yr)
 Senior Advisor to the Head Coach: Matt White (1st yr)
 Asst Dir. of Recruiting & Scouting: Blake Wetherington (2nd yr)
 Assistant Director of Operations: Caleb Cline (4th yr)
 Special Assistant to the Head Coach: Tommy Abdenour (1st yr)
 Coordinator of Creative Content: Ryan Witthoff (1st yr)
 Strength & Conditioning: Dave Richardson (6th yr)
 Athletic Trainer: Matt Townsend (4th yr)
 Graduate Assistants: Alec Kagan, Jackson Lee, Matthew Musselman, Tony Hall, Austin Howard, Reid Roberts, Jonathan Steelman, Joey White

TEAM INFORMATION

2022-23 Record: 22-14
 2022-23 SEC Record: 8-10
 BWA Record: 13-3 • Road Record: 2-8 • Neutral Record: 7-3
 NCAA Record: 2-1

ALL-TIME RECORDS

Seasons: 101st
 Years: 1923-24 - Present
 Overall Record: 1,783-997 (.641)
 All-Time Conference Record: 869-578 (.601)
 All-Time SEC Record: 284-249 (.533)
 NCAA Tournament Record: 50-35 (.588)

BUD WALTON ARENA

Year Opened: 1994-95
 All-Time Record: 419-94 (.817)
 All-Time SEC Record in BWA: 180-71 (.717)
 Total Attendance: 8,111,165
 Average Attendance: 15,811

NCAA TOURNAMENT HISTORY

National Championships: 1 (1994)
 National Runner-Up: 1 (1995)
 NCAA Final Fours: 6
 NCAA Elite Eight: 11
 NCAA Sweet Sixteen: 14
 NCAA Tournament Bids: 36*
 NIT Record (App.): 6-5 (4)

* - Received a bid in 1944 but was unable to participate due to a car accident. Total number of appearances is 35.

ERIC MUSSELMAN

Under his direction, Arkansas is 1 of 4 programs to reach the NCAA Sweet 16 in each of the last three years and, with wins over #1 Gonzaga in 2022 and #1 Kansas in 2023, Arkansas is 1 of 4 programs to beat the #1 seed in their region in back-to-back years.



IN THIS SECTION	
Eric Musselman	14-18
Keith Smart	19
Anthony Ruta	20
Todd Lee	21
Michael Musselman.....	22
Ronnie Brewer	23
Riley Hall / Blake Wetherington	24
Matt White / Caleb Cline.....	25
Tommy Abdenour / Ryan Wittoff	26
Dave Richardson / Matt Townsend	27
Daniel Reeves / Jacob Hoops.....	28
Graduate Assistants	29
Managers.....	30



ERIC MUSSELMAN

Arkansas Head Coach
San Diego, 1987

95-42 • 4 years at Arkansas
205-76 • 8 years as collegiate head coach
503-291 • 14 seasons as professional head coach

- 1996 USBL Coach of the Year
- 2003 NBA Coach of the Year Runner-Up
- 2012 NBA D-League Coach of the Year
- 2016 Bleacher Report's Mountain West Coach of the Year
- 2017 USBWA District VIII Coach of the Year
- 2018 USBWA District VIII Coach of the Year
- 2018 NABC District 17 Coach of the Year
- 2018 Mountain West Coach of the Year
- 2021 Jim Phelan Coach of the Year Finalist
- 2021 Werner Ladder Naismith Coach of the Year Semifinalist
- 2021 Basketball Times Midlands District Coach of the Year



THE MUSSELMANS: Matthew, Mariah, Eric, Danyelle, Michael



COLLEGIATE HEAD COACHING RECORD

Year	Overall	Conf	Finish	Conf Tourn	NCAA/CBI Postseason
2015-16	24-14	10-8	MW (T4th)	1-1	5-1 • CBI Champion
2016-17	28-7	14-4	MW (1st)	3-0 *	0-1 • #12 seed / NCAA 1st Rd
2017-18	29-8	15-3	MW (1st)	1-1	2-1 • #7 seed / NCAA Sweet 16
2018-19	29-5	15-3	MW (1st)	1-1	0-1 • #7 seed / NCAA 1st Rd
2019-20	20-12	7-11	SEC (T10th)	1-0 #	Canceled
2020-21	25-7	13-4	SEC (2nd)	1-1	3-1 • #3 seed / Elite 8
2021-22	28-9	13-5	SEC (4th)	1-1	3-1 #4 seed / Elite 8
2022-23	22-14	8-10	SEC (T9th)	1-1	2-1 #8 seed / Sweet 16
Totals	205-76	95-48		10-6	15-7 (10-6 NCAA / 5-1 CBI)

* - Tournament champion

- 2020 SEC Tourney canceled after Rd 1



- Has won at least 20 games in each of his eight years as a collegiate head coach.
- His 95 wins in four years at Arkansas is the most by any SEC program over the span.
- Led the Hogs to three straight Sweet 16 berths, including a pair of Elite 8 appearances. Only three other schools have a current streak of at least three straight Sweet 16 appearances.
- Defeated #1 NCAA seeds in the NCAA Tournament in 2022 and 2023 to become just the fourth program ever to defeat #1 seeds in their region in back-to-back years. In 2022, Arkansas not only defeated the overall #1 seed and AP #1 Gonzaga, but the Razorbacks also beat AP #1 Auburn during the regular season.
- Is 8-3 as the Arkansas head coach in the NCAA Tournament, is 10-6 all-time in the NCAA Tournament and 25-13 all-time in the postseason (conference tournaments, CBI and NCAA).
- Has won three (Mountain West) conference titles and finished second (SEC) once.
- Led his teams to each of the last six NCAA postseason tournaments played, advancing to at least the Sweet 16 in four of the last five NCAA Tournaments held.
- Has put 11 players in the NBA since 2019.
- Has had at least one player drafted in each of the last five years - the third-best active streak. Overall, has had seven players drafted - the fourth-most in the NCAA over the last five years - including four one-and-dones, three first-rounders and two lottery picks.
- His players have led their league in scoring three times.
- Has produced four All-Americans, two Conference Players of the Year, three Conference 6th Man of the Year awards and 21 All-Conference honors.

Eric Musselman was named head men's basketball coach at the University of Arkansas on April 7, 2019, with his official welcome and press conference coming on the following day at Bud Walton Arena. Musselman has over 30 years of coaching experience, including 22 years as a professional and collegiate head coach.

In his eight years as a collegiate head coach, Musselman's teams have won at least 20 games each year with his winning percentage of .730 ranking sixth-best among active Division I coaches (with at least five years as a head coach at a Division I program). After winning the CBI at Nevada in his first year as a collegiate head coach, his teams have played in each of the last six NCAA Tournaments held (2017, 2018, 2019, 2021, 2022 and 2023).

Prior to entering the collegiate head coaching ranks, Musselman was a head coach for seven professional teams, including two seasons with the Golden State Warriors (2002-04) and one with the Sacramento Kings (2006-07). He won over 500 games as a professional head coach with an overall winning percentage of .634 (503-291).

In four seasons at Arkansas, Musselman has returned the program to heights it had not seen since the mid-1990's. The Razorbacks have played in three-straight NCAA Sweet 16's for the first time since 1994, '95 and '96 while advancing to the Elite 8 in both 2021 and 2022.

His exciting brand of basketball and infectious personality has invigorated the Razorback faithful and future Razorbacks. After reaching the NCAA Elite 8 in year two, the Razorback fans responded by selling-out Bud Walton Arena for the entire season before the first game in each of the last two seasons (2021-22 and 2022-23) was played. Arkansas led the NCAA in total attendance in 2020-21 and 2021-22.

His proven style and success led the Razorbacks to land the #5 recruiting class in the nation for the 2020-21 season, highlighted by future NBA lottery pick Moses Moody, and the consensus #2 recruiting class for the 2022-23 season, including five-stars Nick Smith Jr., Anthony Black and Jordan Walsh with all six recruits landing on the ESPN and SI top 100 lists. In addition, Musselman has been the standard-bearer negotiating the new landscape of NCAA basketball by landing the top transfer players in the nation in each of the last three seasons.



Jordan Walsh was the third of three Razorbacks that were 2022 McDonald's All-Americans - with Anthony Black and Nick Smith Jr. - and joined them as 2023 one-and-dones, going in the second round to Boston.



Eric Musselman was in Brooklyn to be with 2023 NBA first round draft picks Anthony Black and Nick Smith Jr.

Numerous individual honors have accompanied the teams' success under Musselman. Wolf Pack players Caleb Martin and his twin brother Cody are in their fourth NBA season and Jalen Harris was selected in the second round of the 2020 NBA Draft by Toronto. At Arkansas, Isaiah Joe was drafted in the second round in 2020 by Philadelphia. His Razorback teammate Mason Jones was the 2020 SEC co-Player of the Year and, after signing as a free agent, has played in the NBA with the Rockets, 76ers and Lakers. In 2021, Moody became the first "one-and-done" player in Razorback history as he was an NBA Lottery pick (14th overall) by the Golden State Warriors. During the 2022-23 season, Stanley Umude made his NBA debut with the Detroit Pistons. In the summer of 2023, Arkansas had three "one-and-dones" as Black was selected sixth in the NBA Draft (the second-highest Razorback ever selected), Smith was a first-round pick and Walsh was an early second-round pick. Arkansas tied UCLA for the most draft picks (3) and was the only program to have three players selected within the first 40 picks.

Caleb Martin was a two-time All-America selection (2018 and '19) at Nevada while Jones (2020), Moody (2021) and JD Notae (2022) earned All-America honors at Arkansas. Overall, 21 all-conference honors have been earned by Musselman players over the last seven seasons.

AS ARKANSAS HEAD COACH

The 2022-23 season was a roller-coaster for the Razorbacks. Entering the year with lots of preseason hype, having the second-best recruiting class thanks to three five stars and ranking among the nation's top 10. However, injuries to Nick Smith Jr. (the top-ranked high school player in the country) throughout the year and a season-ending injury to Trevon Brazile nine games into the campaign led to some inconsistency. But in typical Eric Musselman style, the program fought through the adversity and, thanks to playing one of the toughest schedules in the country, reached its third-straight NCAA Sweet 16 after defeating #1 seed Kansas in the NCAA second round and Arkansas was ranked #21 in the final coaches poll. During the year, Musselman picked up career collegiate win #200 with an 88-73 win at Kentucky.

Transfer Ricky Council IV was consensus second-team All-SEC after leading the league in free throws made and ranking third in scoring. Anthony Black was voted to the All-SEC second team (coaches), SEC All-Freshman team and a finalist for the National Freshman of the Year as he was the only player in the SEC to rank among the top 25 in scoring, rebounding, assists, steals and blocked shots. Davonte Davis added SEC All-Defensive Team honors. Council and Black added SEC weekly honors and, despite limited action, Nick Smith Jr., was a two-time SEC Freshman of the Week.

Black, Smith and fellow five-star Jordan Walsh all became "one-and-done" players, going sixth, 27th and 38th respectively in the 2023 NBA Draft. It was just the fourth time at least three Razorback teammates were taken in the same draft. Also, Arkansas and UCLA were the only programs to have three players draft with Arkansas being the only one with two - much less three - players taken inside the top 40 picks.

Year three at Arkansas (2021-22) saw the program reach heights it had not accomplished since the 1994 and '95 seasons when winning the national title and finishing runner-up, respectively. In 2021-22, Arkansas won 28 games (28-9), won 13 SEC games (13-5) and reached the NCAA Elite 8. Coach Musselman led the Hogs to at least 25 wins overall, 13 SEC wins and the Elite 8 in back-to-back seasons for the first time since the '94 and '95 campaigns. It marked just the sixth time in 99 years of basketball Arkansas has won at least 28 games and as well as the just sixth time (in 31 seasons) to win 13 league games. Also like last year, Arkansas went through some adversity, dropping 5-of-6 games midway through the year, but won 18 of its final 22 with two historic victories along the way. While Arkansas was 17th in the AP final poll (prior to the NCAA Tournament), the Razorbacks finished #8 in the final coaches poll (after the NCAA Tournament) to give the program back-to-back top 10 finishes for the first time since 1994 and '95.

MUSSELMAN FILE

- Born: November 19, 1964 – Ashland, Ohio
- Hometown: San Diego, Calif.
- Wife: Danyelle
- Children: Michael, Matthew, Mariah
- Education: San Diego, 1987

COACHING EXPERIENCE

- 1989-90, 91-95: **Head Coach**, Rapid City Thrillers (CBA)
- 1990-91: Assistant Coach, Minnesota Timberwolves (NBA)
- 1995-96: **Head Coach**, Florida Sharks (USBL)
- 1996-97: **Head Coach**, Florida/West Palm Beach Dogs (CBA)
- 1998-00: Assistant Coach, Orlando Magic (NBA)
- 2000-02: Assistant Coach, Atlanta Hawks (NBA)
- 2002-04: **Head Coach**, Golden State Warriors (NBA)
- 2004-06: Assistant Coach, Memphis Grizzlies (NBA)
- 2006-07: **Head Coach**, Sacramento Kings (NBA)
- 2010-11: **Head Coach**, Reno Bighorns (NBADL)
- 2011-12: **Head Coach**, Los Angeles D-Fenders (NBADL)
- 2012-13: Assistant Coach, Arizona State
- 2013-14: Associate Head Coach, Arizona State
- 2014-15: Associate Head Coach, LSU
- 2015-19: **Head Coach**, University of Nevada
- **2019-pres: Head Coach, University of Arkansas**

INTERNATIONAL COACHING EXPERIENCE

- 2009: China
- 2010: USA
- 2010-11: Dominican Republic
- 2011-13: Venezuela

After dropping 5-of-6 and starting 0-3 in the SEC, Musselman changed the starting lineup and it paid off with a dominant 87-43 win over Missouri, followed by a win at #12 LSU. Those wins sparked a nine-game win streak (eight SEC games and a victory over West Virginia in the SEC-Big 12 Challenge). Arkansas became the first major conference team to win eight consecutive conference games immediately following an 0-3 (or worse) start to league play since 1981-82. The streak was capped with an 80-76 overtime win over Auburn before a Bud Walton Arena record crowd of 20,327. Following a loss, Arkansas closed the regular season by going 5-1 with wins over #16 Tennessee and #6 Kentucky as well as the program's first win at Florida since the 1995 season (a span of 14 consecutive road losses to the Gators).



JD Notae (#1) and Jaylin Williams were both first team All-SEC in 2022. Notae added All-America honors and Williams was drafted by the Oklahoma City Thunder.

Arkansas reached the SEC semifinals for the second straight year, thanks to its third win over LSU for the season, and earned a #4 seed in the West Regional for the NCAA Tournament.

The Hogs defeated Vermont and New Mexico State to advance to the Sweet 16 where Arkansas took down overall #1 seed Gonzaga, 74-68. The win over the Bulldogs marked the first time a team had beaten the AP #1 team during the regular season (Auburn) and the AP #1 team during the NCAA Tournament (Gonzaga). The Razorback run came to end with a 78-69 loss to Duke in the NCAA Elite 8.

Arkansas led the NCAA in both free throws made (633) and attempted (833) while leading the SEC in free throw percentage (.760).

Individually, JD Notae and Jaylin Williams racked up the honors during the 2021-22 season. Notae earned All-American by seven publications - including third team honors by AP, the Sporting News, NCAA.com and The Field of 68 - while becoming just the second Razorback to be named the USBWA District Player of the Year. He additionally was a consensus first team All-SEC pick, thanks to being SEC and National Player of the Week after leading the Hogs to wins at Florida and versus Kentucky. Williams was named first team All-SEC by the coaches and second team by the media while adding SEC All-Defensive team honors. Williams was also 1-of-6 players named to The Athletic's (Seth Davis) All-Glue team while being named to the CollegelInsider.com Defensive All-America team.

In 2020-21, Arkansas advanced to the NCAA Elite Eight for the first time since 1995 and won 25 games overall, which tied for the eighth-best total in the NCAA. The Razorbacks won 13 SEC games to finish second in the conference. The conference win total was the most since going 13-5 in 2014-15. After a 2-4 start in SEC play, Musselman got the bus back in the right direction by winning 12 straight games versus SEC opponents and 15 of the final 18 overall.

Arkansas finished sixth in the final USA TODAY coaches poll (voted upon after the NCAA Tournament) and #10 in the Associated Press poll (which did not factor in the NCAA Tournament). It was the first time since 1995 Arkansas ended the season among the nation's top 10.

Arkansas was third in the NCAA in free throws made (501) and 11th in the NCAA in scoring (81.4 ppg) while leading the SEC in scoring margin (+10.6).

For his efforts, Musselman was a Jim Phalen National Coach of the Year finalist, a Naismith Men's Coach of the Year semifinalist and the Basketball Times Midlands District Coach of the Year.

Individually in 2020-21, Moses Moody was the first Razorback freshman to earn All-American honors and the first Razorback rookie to be a consensus first team All-SEC selection. When the SEC's Freshman of the Year declared for the NBA draft, Moody became the first "one-and-done" in Razorback history. Also, that year, JD Notae was named National Sixth Man of the Year by Bleacher Report and the SEC's Sixth Man of the Year by the coaches.

In year one (2019-20), the Razorbacks led the NCAA in 3-point field goal percentage defense (.272). The squad also led the SEC in free throws made (third in NCAA), turnover margin (ninth in the NCAA), turnovers forced (29th in the NCAA), total steals (34th in the NCAA), fewest turnovers per game (47th in NCAA).

Mason Jones was one of five finalists for the 2020 Jerry West Award, named AP honorable mention All-America, voted AP SEC co-Player of the Year and first team All-SEC, being one of two unanimous picks by the media. He was the only player in the league to rank among the top 10 in scoring (1st), rebounding (20th), assists (10th) and steals (6th). Jones became just the third person to be named SEC Player of the Week a record four times while becoming the first Razorback to lead the SEC in scoring (22.03; 8th in the NCAA).

Jones and Isaiah Joe were both named USBWA All-District as they were to top-scoring duo in the SEC. Joe ranked seventh in the league by scoring 16.9 ppg. Joe, despite missing six total games due to a knee injury, led the SEC in 3-pointers made (94) while ranking fourth in the nation in 3-pointers made per game (3.26). Joe also set a school record for best free throw percentage in SEC games (.954) while ranking 14th in the NCAA in overall free throw percentage (.890).

AS NEVADA HEAD COACH

At Nevada, Musselman led the Wolf Pack to Mountain West regular-season titles in each of the last three years. The Wolf Pack won the CBI (College Basketball Invitational) postseason tournament in his first year as head coach while adding a Mountain West tournament title in 2017 to secure the program's first NCAA Tournament appearance since 2007. The past two seasons, Nevada earned at-large berths to the NCAA Tournament as a seventh seed each time.

In addition to his teams' success, numerous individual honors have been bestowed upon his players. Caleb Martin was a two-time All-America selection (2018 and '19), a two-time district Player of the Year honoree and 2018 Mountain West Player of the Year. Overall, 13 All-Mountain West honors were earned by Wolf Pack players over Musselman's four seasons.



In his last year at Nevada, the team was ranked among the nation's top 20 all season - including 16 weeks inside the top 10 - and won 29 games for the second straight year, finishing 29-5, to tie the school record for most wins in season. He was one of 15 finalists for the Werner Ladder Naismith Men's College Coach of the Year Award. The team featured Caleb Martin, who was named first team All-Mountain West along with Jordan Caroline, while Cody Martin was tabbed third team all-conference. All three were named to the MW All-Defensive team while Jazz Johnson was the league's Sixth Man of the Year.

The previous season (2017-18), Musselman led the Nevada basketball program to a place it had not been since 2004, winning 29 games (29-8) and reaching the NCAA Tournament Sweet 16 for just the second time in school history. The Wolf Pack upset No. 2 seed Cincinnati but fell just a point short of reaching the school's first Elite 8, falling 69-68 to Loyola Chicago.

Musselman earned four Coach of the Year honors in 2018 after the Pack's successful season, including MW coaches and media, USBWA District VIII and NABC District 17.

In addition to Musselman earning numerous honors several of his players hauled in top honors after the outstanding season. Caleb Martin garnered the first of his two All-America and District Player of the Year awards while adding MW Player of the Year, MW Newcomer of the Year and MW first team. Caroline was selected to the MW first team, USBWA District VIII team and NABC District 17 first team. Cody Martin earned MW Defensive Player of the Year honors, was selected the MW second team and the MW Defensive team. Kendall Stephens earned third-team MW honors after setting the conference and school record with 126 made 3-pointers. Lindsey Drew joined Caleb Martin on the MW Defensive team.

In year two at Nevada, Musselman led the Pack to a 28-5 ledger, the program's first MW regular season and tournament titles as Musselman was named the USBWA District VIII Coach of the Year.

Several Wolf Pack players earned postseason honors. Marcus Marshall was named to the All-MW first team and MW Newcomer of the Year after breaking the then Nevada single-season record with 115 3's made. Cameron Oliver earned first team honors, Caroline earned second team honors and D.J. Fenner earned second team honors.

In his first season at Nevada, Musselman transformed the culture of the men's basketball team. Musselman led the Wolf Pack to a 24-14 record and the CBI Championship, defeating Morehead State 85-82 in overtime. BleacherReport.com named him their Mountain West Coach of the Year as the Pack's 15-win improvement from nine wins to 24 ranked the team as the sixth-most improved NCAA Division I squad in the country.

Three members of the Pack earned postseason honors. Marquese Coleman was voted second team All-MW and NABC All-District. Tyron Criswell was selected as the MW Sixth Man of the Year by the conference media. Cameron Oliver set a school freshman mark and MW freshman record with his 99 blocks. Oliver was selected as the Freshman of the Year by the MW media, adding second team All-MW honors and being named to the league's All-Defensive team.

AS NCAA DIVISION I ASSISTANT COACH

Prior to Nevada, Musselman spent three seasons as an assistant coach at Arizona State and LSU. In 2013, the Sun Devils advanced to the second round of the NIT and earned a trip to the NCAA Tournament in 2014. The 2015 Tiger squad also advanced to the NCAA Tournament.

The 2013 ASU squad improved by 12 wins and advanced to postseason play for the first time in three years. He was promoted to associate head coach prior to the 2013-14 season. While at ASU, Musselman coached 2013 second-round NBA selection Carrick Felix, 2012-13 Pac-12 co-Freshman of the Year Jahii Carson and Jordan Bachynski, who led the nation in blocks in 2013-14.

In his only season at LSU, he coached two first team All-SEC selections in Jarrell Martin and Jordan Mickey. Mickey was also selected to the SEC All-Defensive team.

AS A PROFESSIONAL COACH

Musselman has been a head coach in the CBA, the United States Basketball League (USBL) and the NBADL along with the two NBA head coaching stops. His teams have collected six division titles and have advanced to the postseason seven times. He coached 24 players that went on to play in the NBA. Five times he was named CBA all-star coach. In addition to mentoring players to NBA careers, three of his former assistant coaches went on to be NBA head coaches, including Jim Boylan, Scotty Brooks and David Fitzdale.

Musselman's first head coaching job came at the age of 23 when he was hired by the Rapid City Thrillers of the Continental Basketball Association in 1989. He was the youngest coach in CBA history and the fastest to win 100 games.

He led the USBL Florida Sharks to a 53-3 record in two seasons and a league championship which earned him USBL Coach of the Year honors.

After working as an assistant under Doc Rivers and Hall of Fame coach Chuck Daly, he was named the head coach of the Golden State Warriors in 2002. He led the Warriors to 38 wins, a team-high in more than 10 years, and was runner-up in the NBA Coach of Year voting. He also coached the Warriors during the 2003-04 season.

Following a year as an assistant with the Memphis Grizzlies under Mike Fratello, he coached the Sacramento Kings for the 2006-07 season.



Eric Musselman helped Moses Moody be the 2021 SEC Freshman of the Year, an NBA Lottery pick and the school's first "one-and-done."



Eric Musselman developed Mason Jones into the 2020 Associated Press SEC Player of the Year.

Musselman made his first stop in Reno for the 2010-11 season when he was head coach for the NBA D-League's Bighorns and led them to their first Western Conference title in franchise history.

Musselman worked as an analyst on radio and television prior to coaching the Reno Bighorns (2010-11) and LA D-Fenders (2011-12) of the NBADL. In 2012 he earned Coach of the Year honors.

While coaching the Reno Bighorns in NBADL he worked with Jeremy Lin, Danny Green and Steve Novak who were called up to the NBA. Gerald Green, Malcom Thomas, Darius Morris, Jamarion Moon and Courtney Fortson earned trips to the NBA when he coached them with the D-Fenders.

Musselman has experience coaching international basketball having served as the head coach of the Dominican Republic National Team (2010-11), The US and Team China in the Adidas Global Experience (2009, 2010) and The Venezuela National Team (2011-13).

PERSONAL

Born in Ashland, Ohio he attended high school in Brecksville (south of Cleveland). He attended the University of San Diego and helped the Toreros to a 24-6 record as a senior and a trip to the NCAA Tournament. While at USD, he was named to the West Coast Conference All-Academic team three times and the Toreros played in two NCAA Tournaments.

Musselman is married to Danyelle Sargent Musselman who has worked at ESPN, Fox Sports and the NFL Network as a broadcaster. Musselman has two sons Michael and Matthew and the couple has a daughter Mariah.

Musselman's father Bill was also a collegiate and NBA head coach and they were the first father-son combination to become head coaches in the NBA.

BEST WINNING PERCENTAGE

active NCAA Division I head coaches thru 2022-23 season
(min 5 yrs • Division I wins)

1	Mark Few, Gonzaga	.836	688-135	24 yrs
2	Bill Self, Kansas	.769	787-237	30 yrs
3	Brian Dutcher, San Diego State	.763	151-47	6 yrs
4	John Calipari, Kentucky	.759	790-251	31 yrs
5	Chris Jans, Mississippi State	.742	164-57	7 yrs
6	ERIC MUSSELMAN, ARKANSAS	.730	205-76	8 yrs
7	Thad Matta, Butler	.725	433-172	18 yrs



MUSSELMAN MILESTONE WINS

OVERALL

1	11/13/15	Coastal Carolina (Honolulu, Hawaii)	73-56
100	01/24/19	Colorado State (Reno, Nev.)	100-60
150	03/02/21	at South Carolina (Columbia, S.C.)	101-73
200	02/07/23	at Kentucky (Lexington, Ky.)	88-73

AT ARKANSAS

1	11/05/19	Rice (Fayetteville, Ark.)	91-43
50	11/23/21	vs Cincinnati (Kansas City, Mo.)	73-67

MUSSELMAN'S CAREER AS HEAD COACH

NOTE: Professional basketball DOES NOT count postseason toward season W-L record nor to head coach W-L record

Year	Team	League	Record	Note for the Season	Reg. Season Div./Conf. Finish	Postseason
1989-90	Rapid City	CBA	42-14	MOST WINS IN CBA	1st National Conf.	Finals (8-8) *
1991-92	Rapid City	CBA	37-19	2nd-most wins in CBA	1st National Conf.	Finals (9-7) *
1992-93	Rapid City	CBA	44-12	MOST WINS IN CBA	1st National Conf.	Conf. Finals (5-3) *
1993-94	Rapid City	CBA	37-19	MOST WINS IN CBA	1st National Conf.	Conf. Finals (5-5) *
1994-95	Rapid City	CBA	31-25	6th-most wins in CBA	5th National Conf.	Conf. 1st Rd (0-2) *
1995-96	Florida	CBA	41-15	MOST WINS IN CBA	1st National Conf.	Conf. Finals (5-3) *
1996-97	Florida	CBA	38-18	2nd-most wins in CBA	1st American Conf.	Finals (7-6) *
1995	Florida	USBL	25-2	MOST WINS IN USBL	1st Overall	Champion (1-0) *
1996	Florida	USBL	28-1	MOST WINS IN USBL	1st Southern Div.	Champion (3-0) *
2002-03	Golden State	NBA	38-44	6th Pacific Division	11th Western Conf.	--
2003-04	Golden State	NBA	37-45	T4th Pacific Division	11th Western Conf.	--
2006-07	Sacramento	NBA	33-49	5th Pacific Division	11th Western Conf.	--
2010-11	Reno	D-League	34-16	2nd-most wins in NBADL	1st Western Conf.	Semifinals (2-3) *
2011-12	Los Angeles	D-League	38-12	MOST WINS IN NBADL	1st Western Conf.	Finals (5-2) *
2015-16	Nevada	NCAA	24-14	Led NCAA in FT Made	T4th Mountain West	CBI Champion (5-1)
2016-17	Nevada	NCAA	28-7	T16th for Most wins NCAA	1st Mountain West	NCAA 1st Rd (0-1)
2017-18	Nevada	NCAA	29-8	2nd in NCAA in A-T0 ratio	1st Mountain West	NCAA Sweet 16 (2-1)
2018-19	Nevada	NCAA	29-5	7th in NCAA in W-L%	1st Mountain West	NCAA 1st Rd (0-1)
2019-20	Arkansas	NCAA	20-12	Led NCAA in 3Pt% Def	T10th SEC	Canceled
2020-21	Arkansas	NCAA	25-7	NCAA: 2nd in FT/11th PPG	2nd SEC	NCAA Elite 8 (3-1)
2021-22	Arkansas	NCAA	28-9	Led NCAA in FT & FTA	4th SEC	NCAA Elite 8 (3-1)
2022-23	Arkansas	NCAA	22-14	NCAA: 14th in BLKS/17th FTA	T9th SEC	NCA Sweet 16 (2-1)
2010	Dominican Team		5-1	Silver Medal Centrobasket Championship		
2011	Venezuelan Team		12-9	5th FIBA Americas Championship		
2012	Venezuelan Team		7-4	Silver Medal FIBA South American Championship		

MUSSELMAN VS. ALL OPPONENTS

Opponent	Overall	Nevada	Arkansas	Last Meeting
Abilene Christian	1-0	0-0	1-0	12/20/23
Air Force	7-0	7-0	0-0	03/05/19
Akron	1-0	1-0	0-0	12/22/18
Alabama	2-4	0-0	2-4	02/25/23
Arizona State	1-0	1-0	0-0	12/07/18
Auburn	4-2	0-0	4-2	03/09/23
Austin Peay	1-0	0-0	1-0	11/12/19
Baylor	0-2	0-0	0-2	01/28/23
Boise State	7-2	7-2	0-0	02/02/19
Bradley	2-0	1-0	1-0	12/17/22
Buffalo	1-0	1-0	0-0	11/25/16
BYU	1-0	1-0	0-0	11/06/18
Cal State Fullerton	0-1	0-1	0-0	11/28/15
California Baptist	1-0	1-0	0-0	11/19/18
Central Arkansas	2-0	0-0	2-0	12/01/21
Charlotte	1-0	0-0	1-0	12/11/21
Cincinnati	2-0	1-0	1-0	11/23/21
Coastal Carolina	1-0	1-0	0-0	11/13/15
Colgate	1-0	0-0	1-0	03/19/21
Colorado State	7-1	7-1	0-0	02/02/19
Connecticut	0-1	0-0	0-1	03/23/23
Creighton	0-1	0-0	0-1	11/22/22
Davidson	1-0	1-0	0-0	11/21/17
Drake	1-0	1-0	0-0	12/12/15
Duke	0-1	0-0	0-1	03/26/22
Eastern Washington	1-0	1-0	0-0	03/21/16
Elon	1-0	0-0	1-0	12/21/21
Florida	3-2	0-1	3-1	02/18/23
Fordham	1-0	0-0	1-0	11/11/22
Fresno Pacific	1-0	1-0	0-0	12/09/15
Fresno State	6-3	6-3	0-0	02/23/19
Gardner-Webb	1-0	0-0	1-0	11/13/21
Georgia	3-1	0-0	3-1	02/21/23
Georgia Tech	1-0	0-0	1-0	11/25/19
Grand Canyon	1-0	1-0	0-0	12/09/18
Gonzaga	1-0	0-0	1-0	03/24/22
Hawai'i	1-1	1-1	0-0	11/24/17
Hofstra	0-1	0-0	0-1	12/18/21
Holy Names	1-0	1-0	0-0	11/30/15
Idaho	1-0	1-0	0-0	11/10/17

Opponent	Overall	Nevada	Arkansas	Last Meeting
Illinois	1-0	0-0	1-0	03/16/23
Illinois State	1-0	1-0	0-0	11/29/17
Indiana	1-0	0-0	1-0	12/29/19
Iona	1-1	1-1	0-0	11/26/16
Iowa State	0-1	0-1	0-0	03/16/17
Kansas	1-0	0-0	1-0	3/218/23
Kansas State	1-0	0-0	1-0	11/02/21
Kentucky	3-2	0-0	3-2	03/04/23
Little Rock	1-0	0-0	1-0	12/04/21
Lipscomb	1-0	0-0	1-0	12/05/20
Little Rock	1-0	1-0	0-0	11/16/18
LSU	6-4	0-0	6-4	01/24/23
Louisville	1-0	0-0	1-0	11/21/22
Loyola-Chicago	1-1	1-1	0-0	11/28/18
Loyola Marymount	1-0	1-0	0-0	11/14/16
Ole Miss	4-0	0-0	4-0	01/21/23
Massachusetts	1-0	1-0	0-0	11/23/18
Mercer	1-0	0-0	2-0	11/09/21
Mississippi State	2-4	0-0	2-4	02/11/23
Mississippi Valley	1-0	0-0	1-0	11/25/20
Missouri	6-3	0-0	6-3	01/04/23
Montana	2-0	1-0	1-0	11/16/19
Montana State	1-0	1-0	0-0	11/15/15
Morehead State	2-1	2-1	0-0	04/01/16
New Mexico	5-3	5-3	0-0	02/09/19
New Mexico State	1-0	0-0	1-0	03/19/22
North Dakota State	1-0	0-0	1-0	11/07/22
North Texas	2-0	0-0	2-0	11/29/20
Northern Iowa	1-0	0-0	1-0	11/17/21
Northern Kentucky	1-0	0-0	1-0	11/30/19
Oakland	1-0	1-0	0-0	11/23/16
Oklahoma	1-1	0-0	1-1	12/10/22
Oklahoma State	0-1	0-0	0-1	01/30/21
Oral Roberts	2-0	0-0	2-0	03/27/21
Oregon State	1-1	1-1	0-0	11/18/16
Pacific	4-0	4-0	0-0	11/09/18
Penn	1-0	0-0	1-0	11/28/21
Portland State	1-0	1-0	0-0	11/25/15
Radford	1-0	1-0	0-0	12/17/17
Rhode Island	1-0	1-0	0-0	11/13/17

Opponent	Overall	Nevada	Arkansas	Last Meeting
Rice	1-0	0-0	1-0	11/05/19
Saint Mary's	0-1	0-1	0-0	11/11/16
San Diego State	4-7	3-7	1-0	11/23/22
San Francisco	0-1	0-1	0-0	12/23/17
San Jose State	6-0	6-0	1-0	12/03/22
Santa Clara	2-0	2-0	0-0	11/15/17
South Carolina	3-1	0-0	3-1	02/04/23
South Dakota	1-0	0-0	1-0	11/22/19
South Dakota State	2-0	1-0	1-0	11/16/22
Southern	1-0	0-0	1-0	12/09/20
Southern Cal	1-0	1-0	0-0	12/01/18
Southern Illinois	1-0	1-0	0-0	12/22/17
Tennessee	2-4	0-0	2-4	02/28/23
Texas	1-0	1-0	0-0	03/16/18
Texas A&M	4-5	0-0	4-5	03/10/23
Texas Tech	1-0	0-0	1-0	03/21/21
TCU	1-1	0-1	1-0	01/25/20
Texas Southern	1-0	0-0	1-0	11/19/19
Texas Tech	0-1	0-1	0-0	12/05/17
Towson	1-0	1-0	0-0	12/21/16
Troy	1-0	0-0	1-0	11/28/22
Tulsa	2-0	1-0	1-0	12/14/19
UC Davis	1-0	1-0	0-0	12/19/17
UC Irvine	2-0	2-0	0-0	12/02/17
UC Santa Barbara	1-0	1-0	0-0	12/22/16
UNC Greensboro	1-0	0-0	1-0	12/06/22
UNC Asheville	1-0	0-0	1-0	12/21/22
UNLV	7-2	7-2	0-0	02/27/19
UT Arlington	1-0	0-0	1-0	12/02/20
Utah	1-0	1-0	0-0	12/29/18
Utah State	7-2	7-2	0-0	03/02/19
Valparaiso	1-0	0-0	1-0	12/21/19
Vanderbilt	3-2	0-0	3-2	01/04/22
Vermont	2-0	1-0	1-0	03/17/16
Washington	1-0	1-0	0-0	12/11/16
West Virginia	1-0	0-0	1-0	01/29/22
Western Kentucky	0-1	0-0	0-1	12/07/19
Wichita State	0-1	0-1	0-0	12/22/15
Wyoming	5-1	5-1	0-0	02/16/19
Totals	205-76	110-34	95-42	



KEITH SMART

**Arkansas Assistant Coach
3rd Year at Arkansas
Indiana, 1995**



Keith Smart, an NBA head coach for three franchises and known for making one of the most iconic shots in NCAA Championship history, was named men's basketball assistant coach at Arkansas on May 12, 2021.

Smart has a long history with Razorback head coach Eric Musselman both as a player with the Rapid City Thrillers and Florida Beachdogs and as an assistant coach on Musselman's staff with the Golden State Warriors. Overall, Smart spent nine years playing professional basketball and 22 years coaching in professional basketball, including head coach of the Cleveland Cavaliers, Golden State and Sacramento Kings as well as assistant positions with the New York Knicks, Memphis Grizzlies, Miami Heat, Kings, Warriors and Cavaliers. He got his start in the coaching business as head coach of the Fort Wayne Fury of the CBA in 1997.

In two seasons at Arkansas, he has helped the Razorbacks to a pair of Sweet 16 appearances, including an Elite 8 berth, while beating the #1 seeds Gonzaga and Kansas along the way.

In his first year coaching in the collegiate ranks, Smart helped Arkansas reach the NCAA Elite and win 28 games. The Razorbacks posted an 18-4 record to close the season. Among those was a road win at #12 LSU. Smart, who grew up in Baton Rouge, was acting head coach for the upset versus the Tigers as Eric Musselman was home after having rotator cuff surgery. Later in the season, Arkansas made history by becoming the first team to defeat the AP #1 team during the regular season (Auburn) and during the NCAA Tournament (Gonzaga in the Sweet 16). Arkansas added wins over ranked Tennessee and Kentucky teams as well. Year two at Arkansas saw the Razorbacks win 20-plus games once again and make a run to the NCAA Sweet 16.

His knack for player development helped JD Notae earn All-America honors in 2022 while teammate Jaylin Williams, who was recognized as one of the nation's top defensive players and a second-round draft pick by Oklahoma City, joined Notae on the All-SEC teams. In 2023, Razorback big men Makhi Mitchell shot 66.2 percent from the field and Jalen Graham shot 65.5 percent to rank fourth and seventh, respectively, on the school's single-season top 10 list.

Also, Smart showed he had what it took on the recruiting trails as Arkansas' 2022 class was the consensus #2 group in the nation. Included in that group were three five-stars and McDonald's All-Americans Anthony Black, Nick Smith Jr., and Jordan Walsh. All three would be "one-and-dones" and all three went inside the first 40 picks of the 2023 NBA Draft including Black at #6, Smith at #27 and Walsh at #38. Arkansas added a fourth McDonald's All-American as part of the 2023 signing class

Smart burst onto the national scene after making the game-winning shot for Indiana in the 1987 NCAA Championship versus Syracuse. Overall, he played two seasons with the Hoosiers (1986-88), was drafted in the second round by the Golden State Warriors in 1988 and played with the San Antonio Spurs (1988).

After his time with the Spurs, Smart played nine seasons of professional basketball in the CBA and internationally. It was after his final stop - the Fort Wayne Fury - that Smart made the transition from player one year to head coach the next with the Fury. In his first year (1997-98), Fort Wayne was 31-25 and won the CBA's East Division. The Fury were 28-28 in year two and 26-30 in year three. A CBA-high, 21 players from Fort Wayne signed NBA contracts during Smart's three seasons as head coach.

From Fort Wayne, Smart began his NBA coaching career with the Cleveland Cavaliers for the 2000-01 season. After two-plus years as an assistant with the Cavs, Smart was named Cleveland's interim head coach for the final 40 games of the 2002-03 campaign. At the time, Smart was the second-youngest head coach in the NBA, trailing only Musselman.

Smart then joined Musselman as an assistant coach with the Golden State Warriors for the 2003-04 season. After one season with Musselman, Smart stayed on as an assistant with the Warriors for two seasons under Mike Montgomery and an additional four seasons under Don Nelson. Prior to the 2010-11 season, Nelson stepped down and Smart was named head coach, leading the Warriors to 36 wins - a 10-game improvement over the previous season.

After his time with the Warriors, Smart was brought on by the Sacramento Kings as an assistant coach for the 2011-12 season. Seven games into that year, the Kings made a coaching change and Smart was named head coach, posting a 20-39 record. He stayed on as head coach the following season (2012-13).

In 2014, Smart was hired as an assistant coach with the Miami Heat by Eric Spoelstra. In year two with the Heat, Miami won the Southeast Division and reached the Eastern Conference semifinals. From there, Smart spent two seasons (2016-18) as an assistant coach under David Fizdale with the Memphis Grizzlies. He then went to serve on Fizdale's staff with the New York Knicks for the 2018-19 season.

Smart, who was the 1987 NCAA Final Four Most Outstanding Player, scored 765 points in two seasons at Indiana and is a member of the Indiana Athletics Hall of Fame (Class of 2017). Prior to Indiana, he played two seasons at Garden City (Kan.) CC where he earned Jayhawk Conference Player of the Year honors.

In 2022, Smart was inducted into the Garden City Community College and Indiana Sports Halls of Fame.

He received his Bachelor of General Studies from Indiana in 1995. He and his wife Carol have two sons, Andre and Jared. Jared is currently a senior at Hawai'i and earned All-Mountain West honorable mention honors in 2020 as a wide receiver.

THE SMART FILE

PERSONAL

Hometown: Baton Rouge, La. (McKinley HS)
Alma Mater: Indiana, 1995
Wife: Carol
Children: Sons, Andre and Jared
NBA: 2nd round pick (41st overall) by Golden State

PLAYING EXPERIENCE

1984-86: Garden City CC (Kansas)
1986-88: Indiana - 1987 NCAA National Champion
1988: San Antonio Spurs
1988-90: Rapid City Thrillers
1989: San Miguel Beermen
1989: Worcester Counts
1990: Youngstown Pride
1991: Halifax Windjammers
1993: Bravo de Lara
1994: Cambrais Basket
1995: Trotamundos de Carabobo
1995-96: Florida Beachdogs
1996-97: Fort Wayne Fury

PRO HEAD COACHING RECORD

1997-98	Fort Wayne	CBA	31-25
1998-99	Fort Wayne	CBA	28-28
1999-00	Fort Wayne	CBA	26-30
2002-03	Cleveland *	NBA	9-31
2010-11	Golden State	NBA	26-46
2011-12	Sacramento	NBA	20-39
2012-13	Sacramento	NBA	28-54

3-year CBA Record 85-83
4-year NBA Record 93-170
7-YEAR PRO RECORD 178-253

* - Interim head coach

COACHING EXPERIENCE

1997-00: Fort Wayne Fury (Head Coach)
2000-03: Cleveland Cavaliers (Assistant Coach)
2003: Cleveland Cavaliers (Interim Head Coach)
2003-10: Golden State Warriors (Assistant Coach)
2010-11: Golden State Warriors (Head Coach)
2011: Sacramento Kings (Assistant Coach)
2011-13: Sacramento Kings (Head Coach)
2014-16: Miami Heat (Assistant Coach)
2016-18: Memphis Grizzlies (Assistant Coach)
2018-19: New York Knicks (Assistant Coach)
2021-pres.: Arkansas (Assistant Coach)



ANTHONY RUTA

**Arkansas Assistant Coach
5th Year at Arkansas
Arizona State, 2012**



After serving three years as the Razorback men's basketball director of operations, Anthony Ruta is in his second year as an assistant coach with the Razorbacks.

Ruta has helped Arkansas reach three straight NCAA Sweet 16's, including Elite 8 berths in 2021 and 2022, and post an SEC-best 95 wins over the past four seasons. Overall, in his eight years with Musselman at both Nevada and Arkansas, the programs have won at least 20 games all eight times while playing in each of the last seven postseasons contested over the span with four Sweet 16 appearances over the last five.

In addition to team success, Arkansas has produced the 2020 SEC Player of the Year in Mason Jones, 2020 NBA second-round draft pick Isaiah Joe, 2021 NBA lottery pick Moses Moody, 2022 All-American JD Notae and 2022 second-round draft pick Jaylin Williams. Then, the 2022-23 freshman class, ranked #2 nationally, featured three McDonald's All-Americans in Anthony Black, Nick Smith Jr., and Jordan Walsh. All three were "one-and-dones" and all three were taken within the first 40 picks of the 2023 NBA Draft with Black going sixth, Smith going 27th and Walsh going 38th.

Ruta has also been in charge of putting together the Razorbacks' schedule since his arrival. In year one at Arkansas, the Razorbacks' strength of schedule ranked 25th by the NCAA Net, including a non-conference ranking of 12. The schedule featured three conference champions, seven 20-win teams and 12 of 13 opponents who had a winning record. In year two, Ruta successfully navigated the ever-changing landscape of college basketball as he once again put together an impressive non-conference schedule in 2020-21. Of Arkansas' nine non-conference opponents, four made the NCAA field including North Texas, Oral Roberts, Abilene Christian and Oklahoma State and all four won in the NCAA first round. For 2022-23, Arkansas had the #2 Strength of Schedule in the nation, the #3 non-conference RPI and #4 non-conference Strength of Schedule.

At Nevada, Ruta was initially brought on to be the director of basketball operations before being elevated to assistant coach his last two seasons with the Wolf Pack (2016-17 and 2017-18). In his role as an assistant coach, his duties included scouting opponents, recruiting student-athletes and scheduling opponents.

In Ruta's four years at Nevada, the Wolf Pack won at least 24 games all four years (24, 28, 29 and 29), won three Mountain West regular-season titles, won one conference tournament championship, made three NCAA Tournament appearances - including a Sweet 16 berth, and won the 2016 CBI championship. Also, Ruta helped develop current NBA players Caleb and Cody Martin.

During his time as an assistant coach at Nevada, the Wolf Pack won 29 games each season - tying a school record and marking the program's best two-year run in school history. Nevada won the Mountain West championship twice and earned at-large berths to the NCAA Tournament each year. In his last season, Nevada was 29-5, was ranked among the nation's top 25 all season and finished 20th in the final AP poll/23rd in the USA Today coaches poll. The previous year, Nevada reached the Sweet 16 for the second time in school history, was 29-8 and was ranked all but two weeks throughout the season before finishing 20th in the coaches final poll/24th by AP.

In his first two seasons at Nevada, the Wolf Pack went 28-7 in 2015-16, won Mountain West regular-season and tournament titles and earned the program's first NCAA berth in 10 years. In his first year at Nevada, Ruta helped the Pack go from nine wins prior to his arrival to 24 in year one and Nevada won the CBI Championship, which was the first postseason championship by a Mountain West or Nevada team.

Prior to coming to Nevada, Ruta was an assistant coach with Fort Wayne Mad Ants of the NBA Development League. He assisted in all areas with Mad Ants which included in-game coaching and practice preparation. His primary responsibilities were defensive game planning. Working with the guards and wings he coached NBA veteran Dahntay Jones and D-League All-Star game MVP Andre Emmett.

Ruta began his coaching career at his alma mater, Arizona State, where he was a graduate assistant for two seasons. The Sun Devils advanced to the postseason both years playing in the NCAA and NIT Championships.

While at ASU he assisted in scouting and game preparation. Additional duties included assisting in scheduling, team workouts primarily with the guards, team travel and summer camps. He also oversaw the team managers, organized the recruiting database and served as the academics and facilities liaison.

As an undergraduate student at ASU, Ruta was the head student manager for two seasons. He assisted with the daily operations of the Sun Devils basketball program which included workouts. Additionally, he worked summer camps and organized the team managers.

Ruta received his Bachelor of Arts degree in English literature from ASU in 2012 and a Master of Education degree in higher education in 2014.

THE RUTA FILE

PERSONAL

Hometown: Mansfield, Mass. (Mansfield HS)
Alma Mater: Arizona State, 2012
- Master's: Arizona State, 2014

COACHING EXPERIENCE

2012-14: Arizona State (Graduate Assistant)
2014-15: Fort Wayne Mad Ants (Assistant Coach)
2015-17: Nevada (Director of Operations)
2017-19: Nevada (Assistant Coach)
2019-22: Arkansas (Director of Operations)
2022-pres.: Arkansas (Assistant Coach)

TODD LEE

**Arkansas Assistant Coach
2nd Year at Arkansas
South Dakota, 1986**



University of Arkansas head basketball coach Eric Musselman named former University of South Dakota head basketball coach Todd Lee the Razorbacks' Director of Scouting and Assistant to the Head Coach prior to the 2022-23 season. In year two with the Razorbacks, Lee was elevated to assistant coach.

Lee and Musselman have a relationship that spans 30-plus years. Lee was on Musselman's staff with the Rapid City Thrillers from 1992-94 after serving three years (1989-92) as an assistant coach under legendary University of San Diego head coach Hank Egan, who was Musselman's coach with the Toreros. Also, Lee mentored 2021-22 Razorback Stanley Umude to three All-Summit League honors while playing at South Dakota.

In addition to his connections with Musselman, Lee has ties to Northwest Arkansas as his parents - M.O. and Wanda - lived in Bentonville for over 20 years after his father retired.

In his first year at Arkansas, the Razorbacks reached the NCAA Sweet 16 and saw three players - Anthony Black, Nick Smith Jr., and Jordan Walsh - selected within the first 40 picks of the 2023 NBA Draft while consensus All-SEC pick Ricky Council IV signed with the Philadelphia 76ers.

Lee, a two-time conference Coach of the Year and finalist for national Coach of the Year, spent four seasons as head coach at the University of South Dakota and has 12 years of collegiate head coaching experience to his credit. He was 66-52 at South Dakota (2018-22) and was 154-81 in eight years at Kentucky Wesleyan (2005-13). Lee has also been an assistant coach at Southwestern CC (1986-89), Cal State Bakersfield (1994-97), UC Irvine (1997-2005) and Grand Canyon (2013-18).

Lee led South Dakota to a 19-12 record in 2021-22, including a 12-5 mark down the stretch after a two-week shutdown of the program due to COVID, while reaching the Summit League semifinals. Mason Archambault and Kruz Perrott-Hunt were named second team All-Summit League while Tasos Kamateros received honorable mention honors and Boogie Anderson was voted to the league's inaugural All-Defensive team.

In his third season at USD (2020-21), Lee guided a trio of Coyotes to All-Summit League honors in Umude (1st), A.J. Plitzuweit (1st) and Xavier Fuller (HM). Lee also earned the 2021 Summit League Coach of the Year honors while Plitzuweit earned the Newcomer of the Year honor as well as a spot on the All-Newcomer team. The Coyotes started conference play 9-0 for the first time since the 1992-93 season and reeled off 10 straight wins for its longest streak since the 2009-10 campaign. Lee's squad also knocked off South Dakota State in Frost Arena for the first time since the 1999-00 season, snapping SDSU's 32-game conference home win streak.

The Coyotes finished the season ranked eighth in the nation in 3-point FG percentage, 14th in the nation in free throw percentage and 15th in the nation in turnover percentage. In the Summit League, the Yotes ranked first in free throw percentage and defensive field goal percentage.

Individually, Umude earned NABC All-District second team honors and finished the season as the 10th leading scorer in the country and fifth in field goals made. He is the only Coyote since the program went to Division I in 2008 to score over 21 points per game. He ended his career 11th in program history in points.

In year two, he guided Tyler Hagedorn to first team All-Summit League honors after coming off a redshirt season. Hagedorn also earned NABC All-District 12 first team honors and was a two-time Summit League Player of the Month and two-time Summit League Player of the Week. Umude earned second team All-Summit League honors. Umude also became the first Coyote to garner preseason Summit League Player of the Year honors.

As a team, the Coyotes recorded 20 wins in the 2019-20 season and had an eight-game overall win streak as well as a seven-game conference win streak, the longest such streaks since joining the Summit League. The Yotes finished as one of 11 teams in the nation that had five starters average 10 points or more on the season. In addition, USD finished the season ranked sixth in the nation in both FG percentage and 3-point percentage while ranking fourth in the nation with 1.021 points per possession on the season.

In his first year at the helm of USD, he guided Umude to first team All-Summit League honors after increasing his points per game output by 13.3 points over his freshman campaign to 14.4 points per contest. That number led the nation for all sophomores over their rookie season. Senior Trey Burch-Manning and junior Triston Simpson each earned an honorable mention to the Summit League teams while junior Cody Kelley garnered all-newcomer team accolades. As a team, Lee's defense led the Summit League with the fewest points allowed per game at just 71.2 while the Yotes ranked sixth in the nation in fewest turnovers.

Prior to South Dakota, Lee spent five seasons as the associate head coach at Grand Canyon University, helping the Antelopes to a 103-58 record. He served under former NBA All-Star Dan Majerle and the program accumulated 81 wins during the four-year transition to Division I, beginning in Lee's first year with GCU. The number of wins is the most by any program that has made the leap into Division I.

In his final season at Grand Canyon (2017-18), the 'Lopes totaled 22 wins for the third-straight year and advanced to the Western Athletic Conference (WAC) championship game. GCU finished in the top three of the WAC in all five seasons with Lee and made four consecutive postseason appearances.

In his five years at GCU, Lee mentored five first team all-WAC selections, four second team honorees, four all-defensive team selections and a WAC Freshman of the Year. Additionally, Josh Braun, a three-time all-conference honoree, was a three-time Academic All-American, including two first-team nods.

Lee came to Grand Canyon after eight seasons at Kentucky Wesleyan. After taking over a program with limited scholarships due to NCAA sanctions, Lee had only 20 wins in his first two seasons with the Panthers. However, he went 24-8 in year three and made the first of five consecutive NCAA Division II tournament appearances. The highlight was the 2012 campaign when Lee led Kentucky Wesleyan to a trip to the Sweet 16 and a No. 1 national ranking during the year. The program ended the season ranked in the top 25 on four occasions and the Panthers averaged 22 wins over Lee's final six season with .736 win percentage (134-48).

Lee coached five first team All-Great Lakes Valley Conference (GLVC) selections and 14 total all-conference performers including Jeff Fahnbulleh, the 2007-08 GLVC Player of the Year. Lee was named the 2008 GLVC Coach of the Year in 2008, the NABC Midwest Region Coach of the Year in 2010 and a finalist for the prestigious Clarence 'Big House' Gaines Division II National Coach of the Year in 2012.

He spent eight seasons (1987-05) as an assistant coach at UC-Irvine with the final four as associate head coach under Pat Douglass. The Anteaters claimed a pair of Big West Conference Championships and captured three-straight 20-win seasons for the first time in program history.

UC-Irvine also played in the National Invitation Tournament in 2001 and 2002.

Lee also served as an assistant under Douglass for three years at CSU-Bakersfield, compiling a 75-16 record and capturing the 1997 NCAA Division II National Championship. In all three years (1994-97), the Roadrunners advanced to the NCAA Tournament.

Lee spent two years (1992-94) as an assistant coach for the Rapid City Thrillers of the CBA under Musselman. While with the Thrillers, Lee organized and coached the first CBA or NBA professional basketball team to tour China and compete against the Chinese National Army, posting a 5-0 record in 1992.

Lee's coaching career started as an assistant at Southwestern College (1986-89) before being named assistant coach at the University of San Diego (1989-1992).

A native of Huron, South Dakota, Lee graduated from South Dakota in 1986 with a degree in business administration. He received his master's degree in education from Azusa Pacific in 2003. Lee has three sons, Carson, Jackson and Peyton.



THE LEE FILE

PERSONAL

Born: February 20, 1964
Hometown: Huron, South Dakota
Alma Mater: South Dakota, 1986
Children: Carson, Jackson and Peyton
Education: South Dakota (1986 - Business Admin.)
- Azusa Pacific (2003 - Master's in Education)

COACHING EXPERIENCE

1986-1989: Southwestern CC (Assistant Coach)
1989-1992: San Diego (Assistant Coach)
1992-1994: Rapid City Thrillers (Assistant Coach)
1994-1997: Cal State Bakersfield (Assistant Coach)
1997-2001: UC Irvine (Assistant Coach)
2001-2005: UC Irvine (Associate Head Coach)
2005-2013: Kentucky Wesleyan (Head Coach)
2013-2018: Grand Canyon (Associate Head Coach)
2018-2022: South Dakota (Head Coach)
2022-23: Arkansas (Dir. of Scouting/Asst to the HC)
2023-pres.: Arkansas (Assistant Coach)

HEAD COACHING RECORD

Year	School	All/Conf	NCAA Postseason
2005-06	Ky Wesleyan	7-19 / 4-15	
2006-07	Ky Wesleyan	13-14 / 6-13	
2007-08	Ky Wesleyan	24-8 / 14-5	D-II 1st RD
2008-09	Ky Wesleyan	19-9 / 11-7	D-II 1st RD
2009-10	Ky Wesleyan	29-5 / 16-2	D-II 1st RD
2010-11	Ky Wesleyan	19-10 / 10-8	D-II 1st RD
2011-12	Ky Wesleyan	23-8 / 12-6	D-II Sweet 16
2012-13	Ky Wesleyan	20-8 / 11-7	
2018-19	South Dakota	13-17 / 7-9	
2019-20	South Dakota	20-12 / 10-6	
2020-21	South Dakota	14-11 / 11-4	
2021-22	South Dakota	19-12 / 11-7	

HEAD COACHING RECORD: 220-133 (.623) - 12 seasons
 - At Kentucky Wesleyan: 154-81 (.655) - 8 seasons
 - At South Dakota: 66-52 (.559) - 4 seasons
 First Victory: Nov. 22, 2005 vs. Oakland City, 86-72
 100th Victory: Jan. 2, 2011 at Wisconsin-Parkside, 81-73 (OT)
 200th Victory: Feb. 27, 2021 vs. North Dakota State, 80-71

MICHAEL MUSSELMAN

Arkansas Assistant Coach / Director of Recruiting
5th Year at Arkansas
San Diego State, 2018



Michael Musselman has worn many hats in his first four years at Arkansas and saw his role change once again in year five (2023-24). He was initially hired as director of recruiting (2019-20 season), added the title of assistant director of basketball operations (2020-21) and was promoted to Director of Basketball Operations on May 10, 2022. He was elevated to an assistant coach position prior to the 2023-24 season. Throughout his tenure, Musselman has led the men's basketball recruiting efforts.

Musselman also served on the staff for the Cleveland Cavaliers NBA summer league team, which won the championship.

Under Musselman's direction, the Razorbacks landed the nation's #2 recruiting class in the country for 2022. The group featured six players ranked among the ESPN and SI.com top 100 including three five-stars and McDonald's All-Americans - Nick Smith Jr., Jordan Walsh and Anthony Black, as well as three four-stars. Three from that class - Black, Smith and Walsh - were "one-and-dones" and were selected in the 2023 NBA Draft. Arkansas and UCLA were the only programs with three players selected in the 2023 draft but Arkansas was the only program with two - much less three - taken inside the top 40 picks.

The Razorbacks backed that up by signing 2023 McDonald's All-American Baye Fall and top 40 recruit Layden Blocker.

Arkansas had never had a class with at least four players among the ESPN top 100 until Musselman's arrival and the Razorbacks have now done so twice (class of 2020 and class of 2022). Since 2004, only four Arkansas recruiting classes have ranked among the nation's top 10 and two of those have come under Musselman's direction as the class of 2020 was #5 ESPN / #9 247Sports and the class of 2022 ranks #2 in ESPN, 247Sports and Rivals.

In his first season at Arkansas, the recruiting class of 2020 was the fifth-best group in the nation (ESPN) thanks to top-40 prospects Moses Moody and Khaleen Robinson as well as four stars and Arkansas' co-Players of the Year Davonte Davis and Jaylin Williams. Arkansas also landed three of the top graduate transfers in the nation in Jalen Tate (#5 by NBC Sports), Vance Jackson (#8 by CBS Sports) and Justin Smith (#11 by The Stadium). Moody would go on to earn SEC Freshman of the Year, first team All-SEC and All-American honors. With his success, Moody became the program's first "one-and-done" as the Golden State Warriors made him a lottery pick with the 14th selection in the 2021 NBA draft.

In 2021-22, Arkansas focused its recruiting on the transfer market with Stanley Umude, Au'Diese Toney, Trey Wade and Chris Lykes playing vital roles in the Razorbacks reaching a second straight NCAA Elite 8 and an #8 finish in the final coaches poll.

Overall, his recruiting efforts have propelled Arkansas to levels of success the program has not seen in 25 years. The Razorbacks made back-to-back NCAA Elite 8 appearances, have won at least 25 games overall and 13 in the SEC in two straight years, and finished ranked among the top 10 in the national polls.

Prior to Arkansas, Musselman spent one year (2018-19) as a graduate assistant at Nevada, helping the team win 29 games, win a Mountain West Championship and earn an NCAA Tournament berth.

Musselman previously served as a student manager at his alma mater, the University of San Diego. In his four years with the Toreros, he assisted the team in practice sessions, scouting reports, film editing and statistical analysis.

Musselman continues the coaching legacy that was started by his grandfather, Bill Musselman.

Musselman received his bachelor's degree in communications and a minor in business administration from San Diego in 2018. He completed his master's degree in educational leadership from Nevada in the summer of 2019.

THE MUSSELMAN FILE

PERSONAL

Hometown: Diablo, Calif. (Monte Vista HS)
 Alma Mater: San Diego, 2018

COACHING EXPERIENCE

2018-19: Nevada (Graduate Assistant)
 2019-20: Arkansas (Director of Recruiting)
 2020-21: Arkansas (Dir. of Recruiting/Asst. Dir. of Ops)
 2021-22: Arkansas (Director of Operations)
 2023-pres.: Arkansas (Asst. Coach
 Dir. of Recruiting)



RONNIE BREWER

**Arkansas Assistant Coach / Recruiting Coordinator
3rd Year at Arkansas
Arkansas, 2015**



Razorback All-American and former NBA first-round draft pick Ronnie Brewer Jr., joined the Razorback men's basketball staff as recruiting coordinator on July 20, 2021. Two years later, prior to the 2023-24 campaign, he added assistant coach duties to his resume.

He made an immediate impact in his first year (2021-22) as the Razorbacks landed its best signing class in history - consensus #2 in the nation - with three five stars and all six being among the ESPN and SI top 100. Three of those - Anthony Black (#6), Nick Smith Jr. (#27) and Jordan Walsh (#38) - were "one-and-dones" and Arkansas was one of two programs with three players drafted in 2023 but the only school with two - much less three - taken inside the top 40. In year two in the role, Arkansas landed its fourth McDonald's All-American in two years in Baye Fall while Layden Blocker was a consensus top 40 recruit.

In addition to his recruiting duties, Brewer oversees the team's community service efforts as he has been and continues to be entrenched in the Northwest Arkansas community.

Brewer, the 14th pick in the 2006 NBA Draft by the Utah Jazz, spent 10 seasons playing professional basketball (2006-16). Brewer played three seasons (2006-10) with the Utah Jazz and played in the 2008 NBA Rookie-Sophomore Game. He was traded to the Memphis Grizzlies in January of 2010. He then signed with Chicago prior to the 2010-11 season and spent two seasons with the Bulls. Over the next two seasons, Brewer played with the New York Knicks (2012-13), Oklahoma City Thunder (2013), Houston Rockets (2013-14) and a second stint with the Bulls (2014). He ended his professional career playing one season (2015-16) with the Santa Cruz Warriors.

He scored 3,940 points in his NBA career with 1,427 rebounds and 828 assists. Highlights include him playing and starting a career-high 81 games while averaging a career-high 13.7 points, in 2008-09 with the Utah Jazz and playing 81 games in 2010-11 to help the Chicago Bulls post the best record in the NBA (62-20) and reach the Eastern Conference finals.

After his rookie season in the NBA, he started the Ronnie Brewer Foundation in 2007 to support communities in at-risk situations while promoting education, physical fitness, and the importance of working together as a team. He additionally organized annual summer basketball camps for the youth in Fayetteville and has created jobs in Farmington with his Brew Crew Transportation Trucking Company.

In 2009, Brewer was the recipient of the University of Arkansas' Silas Hunt Legacy Award, which recognizes African Americans for their significant contributions to the community, state and nation.

After retiring from professional basketball and in addition to his Foundation and trucking company, Brewer has worked at Fayetteville High School with the boy's basketball team and a communications teacher as well as coaching the Woodz Elite U16 AAU basketball team. Brewer has also put his communications background to use by serving as host on sports radio talk shows in South Florida and Northwest Arkansas.

During his playing career at Arkansas, Brewer was a 2006 All-American, a two-time first team All-SEC selection (2005 and '06) and a two-time All-District pick (2005 and '06) by both the National Association of Basketball Coaches and the U.S. Basketball Writers Association.

Brewer ranks 16th on Arkansas' all-time scoring list with 1,416 - trailing his father and fellow NBA first-round pick Ron with 1,440 points - in his three seasons with the Razorbacks. He led the Razorbacks in steals in each of his three seasons, including leading the SEC in 2006 with 83, and ranks eighth on the school's all-time steals list. Brewer additionally led the Hogs in scoring, rebounding, field goals made and free throws made in both 2005 and 2006 while leading the team in assists and 3-point field goal percentage in 2005.

Born in Portland, Ore., Brewer grew up in Fayetteville and was inducted into Fayetteville High School's Hall of Greats in 2017. While with the Purple Bulldogs, he was selected Mr. Basketball in Arkansas as a senior in 2003. He broke Corliss Williamson's conference scoring record as a senior and averaged 25 points, nine rebounds and six assists that season.

Although he only played three seasons for the Razorbacks (2004-06), Brewer received his degree in journalism from Arkansas in 2015.

THE BREWER FILE

PERSONAL

Hometown: Fayetteville, Ark. (Fayetteville HS)
Alma Mater: Arkansas, 2015

COACHING EXPERIENCE

2018-20: 16-Under Woodz Elite (Assistant Coach)
2020-21: 16-Under Woodz Elite (Head Coach)
2019-21: Fayetteville HS (Assistant Coach)
2021-23: Arkansas (Recruiting Coordinator)
**2023-pres.: Arkansas (Assistant Coach
- Recruiting Coord.)**

PRO PLAYING CAREER

2006 NBA Lottery Pick (14th overall)
2006-10: Utah Jazz
2010: Memphis Grizzlies
2010-12: Chicago Bulls
2012-13: New York Knicks
2013: Oklahoma City Thunder
2013-14: Houston Rockets
2014: Chicago Bulls
2015-16: Santa Cruz Warriors (G League)

RILEY HALL

**Arkansas Director of Internal Operations
8th Year at Arkansas
Arkansas, 2016**



Riley Hall has served many functions in his eight years with the Razorbacks. After being a student-manager, he spent two seasons as a graduate assistant, three seasons as video coordinator and, in 2021-22, took on the role as director of internal operations.

Hall has handled numerous administrative duties over his tenure such as overseeing the collection of game tapes, breaking down practice and game footage for instructional use and organizing scouting video for the Razorback coaching staff. More recently, he works closely with head coach Eric Musselman, organizing his daily schedule, as well as handling travel logistics for the team, summer camps and all things related to the internal operations of the basketball program.

Previously, Hall spent two seasons as a graduate assistant with the Razorback men's basketball program in 2017-18. His duties then included overseeing all student managers, supervising practice preparations, directing and sending mailouts for current and future recruits and reviewing film breakdown/scouting reports for potential opponents. Prior to coming on staff, Hall served as a student manager from 2013-16.

The Bryant, Ark., native graduated from the University of Arkansas in May 2016 with a bachelor's degree in kinesiology. He completed his Master's in Recreation and Sports Management in 2018.

Hall married the former London Farrar on August 4, 2018.



BLAKE WETHERINGTON

**Arkansas Assistant Director of Recruiting and Scouting
2nd Year at Arkansas
Murray State, 2017**



Blake Wetherington was named assistant director of recruiting and scouting on June 2, 2022.

In addition to his role in evaluating players for recruiting and scouting, Wetherington will use his graphic design and video skills to run the Arkansas Razorback Recruiting Twitter page.

In his first year with the Razorbacks, Arkansas reached the NCAA Sweet 16 and had three players - Anthony Black, Nick Smith Jr., and Jordan Walsh - drafted within the first 40 picks of the 2023 NBA Draft. Off the court, Arkansas inked McDonald's All-American Baye Fall and consensus top-40 recruit Layden Blocker while bringing in one of the top-5 transfer portal classes.

Wetherington came to Arkansas after spending the last four years at Iowa State. This past season, he was elevated to recruiting and scouting coordinator where he assisted the staff in developing and maintaining Iowa State men's basketball's brand, as well as other recruiting and scouting duties such as graphic design. Wetherington spent the previous three seasons as a graduate assistant with the Cyclones.

This past season, the Cyclones had one of the best turnarounds in the history of Division I college basketball, winning 20 more games than the previous season and advancing to the Sweet 16 of the NCAA Tournament. The Cyclones finished the season 22-13 overall and earned five wins against nationally-ranked opponents.

During his time in Ames, Wetherington was also part of the 2018-19 Cyclone squad that finished 23-12 and advanced to the NCAA Tournament. He additionally helped in the development of three future NBA players including Marial Shayok, Talen Horton-Tucker and Tyrese Haliburton.

Off the court, Wetherington was one of 22 graduate assistants across all levels of college basketball to participate in the inaugural (2020) GA Top Connect GALA, one of college basketball's top leadership workshops.

Wetherington joined the ISU program after five years at Murray State, the last of which he served as a graduate assistant for the Racers.

As graduate assistant at MSU, he handled the daily operations of the program, assisted in the scouting of opposing teams and coordinated on-campus recruiting visits. Wetherington designed a weekly recruiting graphic system and media for in-home and on-campus recruiting visits. He also oversaw and managed the student manager program for the Racers.

Prior to becoming a graduate assistant at MSU, Wetherington served as a student manager for the program from 2013-17. During the span, Murray State won a pair of Ohio Valley Conference regular season titles and the 2018 OVC Tournament while advancing to the postseason three times. Also, the Racers produced OVC Player of the Year winners Jonathan Stark and Ja Morant.

The Mayfield, Ky., native was coordinator of Matt McMahon Camps for two years. He has also worked camps at Xavier, Virginia Tech, Texas A&M and Duke.

He graduated from Murray State in 2017 with a bachelor of science in business and business administration. He earned his master's degree in youth development from Iowa State in the summer of 2020.



MATT WHITE

**Arkansas Senior Advisor to the Head Coach
1st Year at Arkansas
Boston University, 1993**



Matt White was announced as the men's basketball senior advisor to the head coach prior to the 2023-24 season.

White, a businessman and leadership author, worked in a similar capacity at Nevada during head coach Eric Musselman's four seasons with the Wolf Pack (2015-2019). In that span, Nevada won a CBI Championship, played in three NCAA Tournaments, won three Mountain West championships and won 24-plus games each year. After Musselman left, White went on to become Chairman of the Advisory Board for Friends of The Pack, the first significant name, image, and likeness collective supporting men's and women's sports at Nevada.

Since 2005, White has served as the Chairman and Chief Executive Officer of Basin Street Properties. Basin Street is a fully integrated commercial real estate investment company committed to creating a superior tenant experience. The company owns and manages over five million square feet of commercial real estate in Northern California and Northern Nevada.

In 2016, White authored and published the business leadership book, *Leading With Courage: Daily Reminders for the Decision Maker*.

White earned a Bachelor of Arts degree in Political Science from Boston University (1993).

White's past community involvement includes coaching his children's - Emily and Zach - high school basketball teams, serving on the Board of Trustees of Lake Tahoe School and supporting other regional high school and college athletics programs and children's charities. He is also an avid cyclist, skier and golfer.



CALEB CLINE

**Arkansas Assistant Director of Operations
4th Year at Arkansas
South Dakota, 2020**



After serving two seasons (2020-22) as a graduate assistant, Caleb Cline was promoted to assistant director of operations in the summer of 2022.

Cline helped the Razorbacks reach the NCAA Elite 8 in both 2021 and 2022 while working with NBA lottery pick Moses Moody, All-American JD Notae and NBA draft pick Jaylin Williams. Arkansas advanced to the Sweet 16 in his third year with the Razorbacks while three players were taken in the NBA Draft - Anthony Black (1st round, 6th pick), Nick Smith Jr. (1st round, 27th pick) and Jordan Walsh (2nd round, 38th pick).

A native of LeMars, Iowa, Cline played for current Razorback staffer Todd Lee and played with former Razorback Stanley Umude at the University of South Dakota. He graduated from USD 2020 with a B.S. in kinesiology and sport management with a coaching minor.



TOMMY ABDENOUR

**Arkansas Special Assistant to the Head Coach
1st Year at Arkansas
Utah, 2012**



Tommy Abdenour was named special assistant to the head coach in the summer of 2023.

Abdenour, who worked five years in the G-League with Santa Cruz and Rapid City, spent the past four seasons as an assistant coach at Lindenwood. This past season - the Lions' first as NCAA Division I members, Lindenwood led the OVC in free-throw percentage (75.6) and rank second in the OVC in three-point percentage (39.1). Chris Childs held the top spot in the league with a free-throw percentage of 92.7, while Keenon Cole was atop the OVC with a three-point percentage of 51.0 percent.

For Lindenwood's final year in DII, the Lions led the nation in free throw percentage (.811) and were 20th in turnovers forced (10.4/gm). The 2020-21 season was shortened due to the COVID-19 pandemic. The Lions went 10-10 on the season, including a 10-9 mark in the Great Lakes Valley Conference (GLVC). Lindenwood led the league with an average of 81.9 points per game, with the help of a conference-leading free throw percentage of 80.1.

In that shortened 2020-21 season, the Lions were led by TJ Crockett who paced the GLVC by more than eight points per game with is 27.5 average per contest. Crockett was named a D2CCA All-American as he was one of the nation's leading scorers across all levels of collegiate basketball. Crockett was a unanimous first-team all-GLVC selection, as he added four GLVC Player of the Week honors during the year.

In 2019-20, Abdenour helped coach the team to a strong offense, as the team was ranked second in the GLVC in points per game as a unit, putting up 81.2 points per game. The team also was one of the better squads at limiting turnovers, as the team finished fourth in the conference with a +2.54 turnover margin. The Lions closed out the season with wins in three of their final four games, all of which came at home.

Prior to his time at Lindenwood, Abdenour coached at various levels of basketball. Abdenour spent two seasons (2018 and 2019) as the head coach of the NBA 2K's Warriors Gaming Squad, where he was a 2019 Coach of the Year finalist. While coaching with the Warriors Gaming Squad, Abdenour developed game plans which included individual player scouting reports and both offensive and defensive schemes. Abdenour managed the game by calling plays and timeouts, diagramming plays, and employing in-game adjustments for his team's offensive and defensive sets. Additionally, Abdenour was tasked with the direction of video sessions for both self-scouting review and opponent scouting. He led his team to a pair in in-season tournaments, a first by any NBA 2K team.

Abdenour also spent two seasons (2017-18 and 2018-19) as a special assistant to the head coach and a video coordinator assistant coach for the Santa Cruz Warriors of the NBA G League. Abdenour helped guide Santa Cruz to the best record in the G League during the 2018-19 campaign and a Western Conference Finals appearance. Abdenour was an integral part of the Warriors' coaching staff, assisting with scouting reports, play diagrams, and game plan preparation.

Before arriving in Santa Cruz, Abdenour spent three years (2014-17) in various roles with the Grand Rapids Drive of the NBA G League. Abdenour served as a video coordinator, assistant coach, and a coaching associate during his time with the Drive.

Over his five-year tenure in the NBA G League, Abdenour has coached 50 players who have played in the NBA including 15 NBA call ups and one player drafted into the NBA. A few players include 2019-2020 NBA Rookie of the Year Finalist Kendrick Nunn, Spencer Dinwiddie, Georges Niang, Lorenzo Brown, CJ Wilcox, Quinn Cook, Juan Toscano-Anderson, and Jordan Crawford.

Abdenour was a member of the staff at NCAA Division I Central Michigan, where he worked alongside Kyle Gerdeman, during the 2012-13 and 2013-14 seasons. Abdenour arrived at Central Michigan as a graduate intern in 2012-13, before elevating to the position of video coordinator during the 2013-14 campaign.

Abdenour was a student manager at the University of Utah from 2008-11 and graduated in 2012 with a bachelor's degree in sports management. Abdenour earned his master's degree in education from the University of Washington in 2013. His father, Tom Abdenour, is a longtime athletic trainer who worked with both Musselman and Keith Smart during elder Abdenour's 24 years with the Golden State Warriors.

RYAN WITTOFF

**Arkansas Coordinator of Creative Content
1st Year at Arkansas
Florida State, 2022**



Ryan Wittoff was tabbed the coordinator of creative content for the Razorback in the summer of 2023.

He is in charge of overseeing and producing content for the men's basketball social media platforms. With his background in graphic design, photography and videography, he will combine digital content with the program's recruiting strategies.

Wittoff comes to Fayetteville after serving as the manager of creative content for the Florida State men's basketball program for four seasons. He created and maintained a visual brand by overseeing the graphic, photo and video content on social media and recruiting for the program. In his role, he assisted with the management of social media, served as the team photographer and assembled all forms of graphics associated with the program.

During his time, the Seminoles reached the Sweet 16 twice (2019 and 2020). The 2019-20 team finished fourth in the final AP poll and produced two NBA lottery picks. His content ranked in the top ten college programs in generating engagements on social media.

Wittoff has worked with several NBA players, including the likes of Scottie Barnes, Devin Vassell, Patrick Williams and Trent Forrest, and helped in strategizing their social media image as well as supplying them with content to post on their platforms.

Wittoff is originally from Marco Island, Fla., and graduated from Florida State University in December of 2022. He received a B.S. in sport management and his is pursuing a master's degree in sport management.

DAVE RICHARDSON

Arkansas Head Strength & Conditioning Coach
6th Year at Arkansas
Louisiana-Monroe, 1989



Dave Richardson is in his sixth season as head strength and conditioning coach for men's basketball. Prior to Arkansas, Richardson spent 13 seasons as associate strength and conditioning coach at Ohio State University, where he helped develop some of the top collegiate basketball players in the nation.

Since his arrival in Fayetteville, Richardson has worked with four Razorback All-Americans and nine Razorbacks that went on to play in the NBA. The list includes All-America and current Washington Wizards forward Daniel Gafford; the 2020 AP SEC Player of the Year and All-America Mason Jones; current Thunder guard Isaiah Joe; 2021 SEC Freshman of the Year and All-America Moses Moody, who was an NBA lottery pick by the Golden State Warriors in 2021; current Thunder forward Jaylin Williams; Stanley Umude; Anthony Black, who was the sixth overall pick by Orlando in 2023; Nick Smith Jr., who was a first-round pick of the Hornets in 2023; Jordan Walsh, who was a second-round pick by Boston in 2023; and 2023 free agent Ricky Council IV (76ers).

In the summer of 2020, Richardson obtained Registered Strength and Conditioning Coach Emeritus (RSCC*E) designation by the National Strength and Conditioning Association (NSCA). The NSCA's Registered Strength and Conditioning Coach (RSCC) is the NSCA's highest designation and signifies that a certified coach has demonstrated experience and knowledge in their field. RSCC coaches apply foundational knowledge to assess, motivate, educate, and train athletes for the primary goal of improving sport performance. "Coach Rich" is just one of 158 coaches who has obtained the RSCC*E, awarded to those meeting the criteria for at least 20 years.

Richardson spent 12 seasons with the Buckeye's men's basketball program while serving as the men's lacrosse strength coach his final season in Columbus. During his time with Ohio State basketball, the Buckeyes made 11 postseason appearances, including five Sweet 16 berths, two Final Four's, a national runner-up finish in 2007 and an NIT Championship in 2008. Richardson helped Evan Turner be the 2010 consensus National Player of the Year and Greg Oden be the top pick in the 2007 NBA Draft. A total of 21 of his players went on to play in the professionally with nine players being drafted by the NBA highlighted by Oden, Turner (2nd overall pick in 2010), D'Angelo Russell (2nd overall pick in 2015) and Mike Conley Jr. (4th overall pick in 2007).

Prior to his time at Ohio State, Richardson was the strength and conditioning coach for the Miami Hurricane men's basketball program from 2001-05 where he helped develop long-time NBA veterans John Salmons and James Jones. He worked for six seasons as the head strength and conditioning coach at the University of Louisiana at Monroe and served five years as head strength and conditioning coach at Nicholls State University. Two of the seasons at Nicholls State he served as the head track and field coach.

The Monroe, La., native also worked as the strength and conditioning coach for Central America's Davis Cup tennis team in 1991. Richardson, who was a student assistant on the ULM strength staff as an undergraduate, earned a bachelor's degree in health and human performance in 1989 and a master's degree in exercise science in 1990 from Louisiana-Monroe.

He has a strong background in powerlifting. In 1984 he won the Alaska powerlifting state championship and was crowned the Louisiana state powerlifting champion in 1986 and 1987. In 1985 and 1986 he was the ArkLaMiss champion and was listed among the Powerlifting USA Top 100. In addition, Richardson served five years in the Army and was a member of the All-Army powerlifting team.

Richardson and his wife, Amanda, have a son, David. Richardson also has a daughter, Megan, who is a teacher in Louisiana.



MATT TOWNSEND

Arkansas Head Athletic Trainer
4th Year at Arkansas
Washington State, 2015



Matt Townsend is in his fourth year at the University of Arkansas and second as a head athletic trainer.

Townsend originally came to Arkansas as an assistant athletic trainer and worked with men's and women's tennis and the spirit squads as well as assisting with the men's basketball program. He took over as the primary men's basketball athletic trainer in December of 2020 and was elevated to head athletic trainer in the summer of 2021.

Townsend successfully navigated the program through all the COVID protocols over the past two seasons (2021-22) while the Razorbacks made back-to-back runs to the NCAA Elite 8, adding an appearance in the Sweet 16 in 2023.

Prior to Arkansas, Townsend spent two seasons (2014-19) as an athletic training fellow with the Kansas Jayhawks. He also spent two seasons (2015-17) as a graduate assistant at the University of Idaho, working with the men's and women's track and field/cross country programs. While there he received his master's degree in movement and leisure science.

Townsend, a native of Mukilteo, Wash, is a 2015 graduate of Washington State, receiving his bachelor's in athletic training. He served as an intern in the summer of 2015 working with the Cougars' baseball and volleyball programs.



DANIEL REEVES



**Arkansas Equipment Manager
10th Year at Arkansas
Kentucky, 2005**

Daniel Reeves is in his second stint at the University of Arkansas. He was assistant equipment manager with the Olympic sports and football program (2010-14) and rejoined the Razorbacks in January 2019 as equipment manager, working with the men's and women's basketball teams as well as the men's and women's track & field programs.

Between his time at Arkansas, Reeves was at the University of Houston, serving as assistant athletics director for equipment operations (2014-18). In that role, he managed the daily workings with Nike and supervised a staff that handled all 17 intercollegiate sports at Houston.

Reeves, who is a native of Lexington, Ky., was an equipment manager at San Diego State (2008-12), working with the football, women's Golf, water polo and softball programs.

Reeves also has a variety of international and NFL experience under his belt. He served from 2006 to 2008 as a seasonal intern with the NFL's San Diego Chargers. Reeves joined the NFL Europe's Cologne Centurions as an assistant manager in 2006 and was promoted to head manager in 2007.

Reeves worked as an undergraduate at Kentucky from 2000 to 2005, receiving his bachelor's degree in kinesiology with a minor in business in 2005. Following his graduation, he worked as an intern for the NFL's Miami Dolphins.

He is married to the former Leslie Young. They have two Great Danes: Bullet and Basil.

JACOB HOOPS



**Arkansas Assistant Director of Academics
10th Year at Arkansas
Arkansas, 2012**

Jacob Hoops began working at the University of Arkansas in December of 2014 and has held several positions along the way. He currently serves as assistant director of academics, a position he has held since the summer of 2021, and works with the men's basketball and softball programs.

Hoops previously severed two roles as academic counselor, working with the men's basketball and men's golf programs as well as the softball and swimming & diving programs. He began working in academics as a graduate assistant where he served the men's basketball and women's golf teams. Hoops got his start with the Razorbacks working as a football operation intern before moving to work as an intern with student-athlete development.

A native of West Fork, Ark., Hoops is a two-time graduate of the University of Arkansas. He received his bachelor's degree in sports management in 2012 and his master's of education in 2014.

Hoops is married to the former Rae-Marie Busby, who also works at the University of Arkansas.

CHARLOTTE McINTYRE



**Arkansas Sports Dietitian
1st Year at Arkansas
Carroll College, 2016**

Charlotte McIntyre is in her first season with Razorback Athletics. She is as the Dietitian for the men's and women's basketball programs as well as the men's and women's tennis teams.

McIntyre came to Arkansas after serving as the director of sports nutrition for Wyoming athletics for the 2022-23 campaign. Prior to that, she was a sports nutrition fellow at Auburn (2021-22) and spots nutrition intern at Bradley (2019-21). Also in 2019, McIntyre was a sports nutrition intern in the Indiana athletics department and within the Chicago Cubs baseball organization.

McIntyre received a BA in both health and science and public health from Carroll College in 2016. She added a BS and AS in culinary Arts and Culinary Nutrition from Johnson & Wales (Denver, Colo.) in 2019. In 2021, she received her Master's degree at Bradley in nutrition and wellness.

ALEC KAGAN

Arkansas Graduate Assistant
1st Year at Arkansas
Cincinnati, 2018



- Pursuing Master's in Physical Education.
- Previous experience includes being a team attendant with the Fort Wayne Mad Ants & Indiana Fever (2022-23); being a volunteer assistant coach at with the Fordham men's basketball team (202-21) and being a team manager for the Cincinnati men's program (2016-17).
- Played Basketball at Cincinnati-Clermont (2018-2020) where he served as team captain and earned USCAA Academic All-American honors.
- Graduated magna cum laude from the University of Cincinnati in 2018 with a B.S. in Interdisciplinary Studies. He received a M.S. in Sport Administration from Cincinnati in 2019.
- Hometown: Cincinnati, Ohio. (Seven Hills HS - 2013).

JACKSON LEE

Arkansas Graduate Assistant
1st Year at Arkansas
Dordt, 2023



- Pursuing Master's in Physical Education.
- Was the club basketball coach for Play4Him Academy, a 16U and 17U high school boys team.
- Played Basketball at Dordt University Made the Round of 32 in the 2023 NAIA National Tournament.
- Son of Razorback staffer Todd Lee.
- Graduated from Dordt in 2023 with a B.A. in Sports Management.
- Hometown: Chandler, Ariz. (Seton Catholic Prep - 2019).

MATTHEW MUSSELMAN

Arkansas Graduate Assistant
1st Year at Arkansas
San Diego, 2023



- Pursuing Master's in Adult and Lifelong Learning.
- Coached grades 3-8 while at San Diego.
- Son of Razorback head coach Eric Musselman.
- Graduated from San Diego in 2023 with a B.A. in Communications.
- Hometown: San Diego, Calif. (Monte Vista (Danville, Calif.) HS - 2019).

TONY HALL

Arkansas Graduate Assistant
1st Year at Arkansas
Arkansas Tech, 2021



- Pursuing Master's in Adult and Lifelong Learning.
- For the season of 2022-23, head of middle school basketball program and assistant men's varsity basketball coach for Holland Hall HS (Tulsa, Okla.) ... Managed the team's social media and was video coordinator while assisting with scouting and player development.
- Played three seasons at Arkansas Tech (2019-22) after playing his first two years at Northern Oklahoma College-Enid ... Led the Wonder Boys in scoring (13.7 avg.) and rebounding (7.4 ag.) as a senior (2021-22) and was voted All-Great American Conference Honorable Mention ... Was named NJCAA All-Region at NOC-Enid.
- Graduated from Arkansas Tech in 2021 with a B.S. in Criminal Justice.
- Hometown: Broken Arrow, Okla. (Broken Arrow HS - 2018).

AUSTIN HOWARD

Arkansas Graduate Assistant
1st Year at Arkansas
Univ. of Charleston (W. Va.), 2018



- Pursuing Master's in Operations Management.
- Was an assistant Coach at Louisville's Fern Creek High School for two seasons (2019-2022) and an assistant coach at Kentucky Wesleyan for one season (2022-23).
- Played basketball at Parkland College for two seasons (2014-16) where he averaged 14 points and shot 43 percent from 3-point range ... Earned first team All-Conference while leading the team to a NJCAA tournament appearance ... Played one season at the University of Maine (2016-17) ... Spent his final collegiate season at University of Charleston (2017-18) and averaged 11.3 points while shooting 37.5 percent from the 3-point distance.
- Graduated from Charleston (W. Va.) in 2018 with a B.A. in Communications.
- Hometown: Louisville, Ky. (Louisville Eastern HS - 2014).

REID ROBERTS

Arkansas Graduate Assistant
1st Year at Arkansas
FIU, 2022



- Pursuing Master's in Sport Management.
- Served as a graduate assistant for the men's basketball program at the University of Louisiana-Monroe (2022-23) ... Assisted with player development, produced team itineraries for road trips and assisted with game film breakdown.
- Was a member of the game day communications staff for the Miami Heat and Miami Dolphins for three seasons (2019-22) and the Tampa Bay Buccaneers for one season (2017-18) ... Also worked as a communications intern with the Bucs' during 2018 training camp.
- Spent three seasons as a student manager for the men's basketball program at Florida International University (2019-22).
- Was a student member of the sports information department for the University of Tampa Athletics working with men's basketball, women's soccer and volleyball ... Assisted with social media campaigns, graphic design projects and was a basketball team statistician for the Tampa Spartans (2018-19).
- Training Camp Communications Intern with the Tampa Bay Buccaneers for one season (2018).
- Graduated from Florida International University in 2022 with a B.S. in Recreation & Sport Management.
- Hometown: Atlanta, Ga. (Brookwood HS - 2017).

JONATHAN STEELMAN

Arkansas Graduate Assistant
1st Year at Arkansas
Wofford, 2023



- Pursuing Master's in Adult and Lifelong Learning.
- Played collegiately at Wofford College, finishing all four seasons with a winning record and celebrating wins at No. 17 North Carolina in 2019, at Georgia in 2021 and at Texas A&M in 2022.
- Graduated from Wofford in 2023 with a B.A. in Finance.
- Hometown: Aiken, S.C. (North Augusta HS - 2019).

JOEY WHITE

Arkansas Graduate Assistant
1st Year at Arkansas
Saint Mary's Univ. (Minn.), 2023



- Pursuing Master's in Operations Management.
- Played collegiately at Saint Mary's University of Minnesota for four years (2019-2023) ... Was a part of one of the winningest teams in school history during the 2022-23 season and was named to the NABC honors court.
- Assisted the Saint Mary's University of Minnesota coaching staff with analytical reports and models during Senior season.
- Graduated from Saint Mary's in 2023 with a B.A. in Business Intelligence & Data Analytics.
- Hometown: Fountain City, Wis. (Cochrane-Fountain City HS - 2019).



KAI CONDLEY

1st Year with Arkansas Basketball
Hot Springs, Ark.



CHARLES DANIEL

4th Year with Arkansas Basketball
Little Rock, Ark.



JACOB GATHRIGHT

2nd Year with Arkansas Basketball
Bentonville, Ark.



CADE HOGAN

1st Year with Arkansas Basketball
Decatur, Texas



WILL KLEINE

4th Year with Arkansas Basketball
Little Rock, Ark.



PEYTON LEE

1st Year with Arkansas Basketball
Chandler, Ariz.



JACOB McMULLEN

2nd Year with Arkansas Basketball
Dripping Spring, Texas



BAUER PATTON

1st Year with Arkansas Basketball
Memphis, Tenn.



ANDREW REEG

2nd Year with Arkansas Basketball
Lake Geneva, Wis.



RYAN REEG

2nd Year with Arkansas Basketball
Lake Geneva, Wis.



HARPER ROREX

1st Year with Arkansas Basketball
Imoden, Ark.



SETH ROSENFELD

3rd Year with Arkansas Basketball
Fayetteville, Ark.



HAYDEN SHIELDS

2nd Year with Arkansas Basketball
Dripping Springs, Texas



DANIEL SULLIVAN

2nd Year with Arkansas Basketball
Blytheville, Ark.



TURNER SMYMANCYK

3rd Year with Arkansas Basketball
Paradise Valley, Ark.



MICHAEL TOMPKINS

1st Year with Arkansas Basketball
San Diego, Calif.



CARSON WITHERS

2nd Year with Arkansas Basketball
Benton, Ark.

DEVO DAVIS

Has scored 941 points in three seasons at Arkansas, helping the Razorbacks to three-straight NCAA Sweet 16 berths.



IN THIS SECTION

Roster	32-33
Khalif Battle	34-35
Keyon Menifield	36-37
Trevon Brazile.....	38-39
El Ellis	40-41
Davonte "Devo" Davis	42-43
Joseph Pinion	44-45
Denijay Harris.....	46-47
Chandler Lawson.....	48-49
Jalen Graham.....	50-51
Tramon Mark.....	52-53
Makhi Mitchell	54-55
Jeremiah Davenport.....	56-57
Cade Arbogast.....	58
Lawson Blake.....	59
Layden Blocker	60
Baye Fall.....	61
Career Game-By-Game Stats (Alphabetically).....	62-72





Sitting (l-r): Cade Arbogast, Tramon Mark, El Ellis, Khalif Battle, Layden Blocker, Keyon Menifield Jr., Jeremiah Davenport.
 Standing (l-r): Davonte Davis, Joseph Pinion, Chandler Lawson, Makhi Mitchell, Baye Fall, Jalen Graham, Trevon Brazile, Lawson Blake, Denijay Harris.

2023-24 ARKANSAS BASKETBALL ROSTER

No.	Name	Pos.	Yr.	Ht.	Wt.	Hometown	High School/Previous School
0	Khalif Battle	G	Grad. Sr. (2)	6-5	185	Hillside, N.J.	Trenton Catholic / Temple
1	Keyon Menifield Jr.	G	So. (3)	6-1	150	Flint, Mich.	PHHoenix (Ariz.) Prep / Washington
2	Trevon Brazile	F	R-So. (3)	6-10	220	Springfield, Mo.	Kickapoo HS / Missouri
3	El Ellis	G	Grad. Sr. (1)	6-3	180	Durham, N.C.	Quality Education Academy / Louisville
4	Davonte "Devo" Davis	G	Sr. (2)	6-4	185	Jacksonville, Ark.	Jacksonville HS
5	Joseph Pinion	G	So. (3)	6-5	195	Morrilton, Ark.	Morrilton HS
6	Layden Blocker	G	Fr. (4)	6-2	175	Little Rock, Ark.	Sunrise (Kan.) Christian Academy
7	Denijay Harris	F	Grad. Sr. (1)	6-7	200	Columbus, Miss.	Columbus HS / Southern Miss
8	Chandler Lawson	F	Grad. Sr. (1)	6-8	210	Memphis, Tenn.	Woodside HS / Memphis
10	Baye Fall	F	Fr. (4)	6-11	200	Dakar, Senegal	Accelerated Schools (Denver)
11	Jalen Graham	F	5th-Yr Sr. (1)	6-10	220	Phoenix, Ariz.	Mountain Pointe HS / Arizona State
12	Tramon Mark	G	Jr. (3)	6-6	185	Dickinson, Texas	Dickinson HS / Houston
15	Makhi Mitchell	F/C	5th-Yr Sr. (1)	6-10	240	Washington, D.C.	Woodrow Wilson HS / Rhode Island
21	Cade Arbogast	G	Grad. Sr. (1)	6-3	175	Concord, Calif.	De La Salle HS / Lane (Ore.) CC
24	Jeremiah Davenport	G	Grad. Sr. (1)	6-6	215	Cincinnati, Ohio	Hargrave (Va.) Military Acad. / Cincinnati
45	Lawson Blake	F	Jr. (2)	6-10	240	Fayetteville, Ark.	Fayetteville HS / Link Year (Mo.) Prep

() - indicates years of eligibility remaining including this year

Head Coach: Eric Musselman (San Diego, 1987)
Assistant Coach: Anthony Ruta (Arizona State, 2012)
Assistant Coach: Keith Smart (Indiana, 1995)
Assistant Coach: Todd Lee (South Dakota, 1986)
Assistant Coach - Director of Recruiting: Michael Musselman (San Diego, 2018)
Assistant Coach - Recruiting Coordinator: Ronnie Brewer (Arkansas, 2015)
Director of Internal Operations: Riley Hall (Arkansas, 2016)
Asst. Dir. of Operations: Caleb Cline (South Dakota, 2020)
Asst. Dir. of Recruiting & Scouting: Blake Wetherington (Murray State, 2017)
Senior Advisor to the Head Coach: Matt White (Boston Univ., 1993)
Special Assistant to the Head Coach: Tommy Abdenour (Utah, 2012)
Coordinator of Creative Content: Ryan Witthoff (Florida State, 2022)
Strength & Conditioning: Dave Richardson (Louisiana-Monroe, 1989)
Athletic Trainer: Matt Townsend (Idaho, 2017)

Graduate Assistants: Alec Kagan (Cincinnati, 2018) • Jackson Lee (Dordt, 2023) • Matthew Musselman (San Diego, 2023) • Tony Hall (Arkansas Tech, 2021)
 Austin Howard (Charleston (W.Va.), 2018) • Reid Roberts (FIU, 2020) • Jonathan Steelman (Wofford, 2023) • Joey White (Saint Mary's (Minn.), 2023)

PRONUNCIATION GUIDE

Khalif Battle	KAY-Lif
Trevon Brazile	Trev-In Brazil
Denijay Harris	Duh-nah-SHAY
Tramon Mark	Truh-Mon
Keyon Menifield	Men-EE-field
Makhi Mitchell	Ma-KI
Anthony Ruta	ROO-tuh

ARKANSAS RAZORBACKS

MEET THE RAZORBACKS

2023-24 RADIO / TV ROSTER



0
KHALIF BATTLE
Grad. Sr. • 6-5 • 185
Hillside, N.J.



1
KEYON MENIFIELD JR.
So. • 6-1 • 150
Flint, Mich.



2
TREVON BRAZILE
R-So. • 6-10 • 220
Springfield, Mo.



3
EL ELLIS
Grad. Sr. • 6-3 • 180
Durham, N.C.



4
DAVONTE DAVIS
Sr. • 6-4 • 185
Jacksonville, Ark.



5
JOSEPH PINION
So. • 6-5 • 195
Morrliton, Ark.



6
LAYDEN BLOCKER
Fr. • 6-2 • 180
Little Rock, Ark.



7
DENIJAY HARRIS
Grad. Sr. • 6-7 • 200
Columbus, Miss.



8
CHANDLER LAWSON
Grad. Sr. • 6-9 • 210
Memphis, Tenn.



10
BAYE FALL
Fr. • 6-11 • 200
Dakar, Senegal



11
JALEN GRAHAM
5th-Yr Sr. • 6-10 • 220
Phoenix, Ariz.



12
TRAMON MARK
Jr. • 6-6 • 185
Dickson, Texas



15
MAKHI MITCHELL
5th-Yr Sr. • 6-10 • 240
Washington, D.C.



21
CADE ARBOGAST
Grad. Sr. • 6-3 • 175
Concord, Calif.



24
JEREMIAH DAVENPORT
Grad. Sr. • 6-6 • 215
Cincinnati, Ohio



45
LAWSON BLAKE
Jr. • 6-10 • 240
Fayetteville, Ark.



ERIC MUSSELMAN
Head Coach



ANTHONY RUTA
Assistant Coach



KEITH SMART
Assistant Coach



MICHAEL MUSSELMAN
Assistant Coach



TODD LEE
Assistant Coach



RONNIE BREWER
Assistant Coach



RILEY HALL
Director of Internal Operations



BLAKE WETHERINGTON
Assistant Director of Recruiting & Scouting



CALEB CLINE
Assistant Director of Basketball Operations



MATT WHITE
Senior Advisor to the Head Coach



TOMMY ABDENOUR
Special Assistant to the Head Coach



RYAN WITTOFF
Coordinator of Creative Content

ARKANSAS RAZORBACKS

MEET THE RAZORBACKS

KHALIF BATTLE



KHALIF BATTLE

Pronounced: KAY-lif

G • 6-5 • 185 • Grad. Sr. (2) || Hillside, N.J. (Trenton Catholic / Temple)

@khalifbattle24

@khalifmalikbattle

Including 2023-24, has TWO years of collegiate eligibility
 Graduated from Temple (Summer '23) - Adult & Organizational Development
 Pursuing a second undergraduate degree from Arkansas in Food, Health & Nutrition
 Born on June 24, 2000, in Hillside, N.J. • Son of Gary & Daniella Battle • Brother: Tyus played at Syracuse. Sister: GIGI

Played his freshman season at Butler before transferring to Temple ... Played 11 of the Owls' 16 games in a COVID-shortened 2020-21 season, missing the first five games due to injury ... Only played the first seven games to receive a medical redshirt in 2021-22 ...

2022-23 (R-Junior at Temple):

Ranked 10th in the NCAA (led the American Athletic Conference) in free throw percentage (.898) ... Ranked 4th in the AAC in scoring (17.9 ppg) ... Also ranked second in 3-pointers made per game (2.85), sixth in 3-point percentage (.350) and 10th in free throws made (97) ... Led the team in scoring 15 times, led the team in rebounding five times and led the team in assists three times ... Scored 20 points in a team-best 13 games, including a four-game stretch early in the season and a five-game stretch late in the year ... The five-game streak was the longest streak of consecutive 20-point games by an Owl since the 2018-19 season ... Named **American Athletic Conference** and **Philadelphia Big 5 Player of the Week** (12/4) ... Averaged 24.5 points per game in the Owls' 2-0 week .. Shot 15-for-34 from the field (44.1%), 8-for-18 from 3-point (44.4%) and 11-for-11 (100%) from the line ... Against La Salle, scored a game-high 22 points, including 4-of-8 from three-point range ... Followed that a season-high 27 points in a win over VCU while setting a career-high with four steals ... **MVP of Basketball Hall of Fame Showcase** despite the Owls' going 1-2 ... Scored a game-high 24 points in win over Rutgers ... Talled 17 points against St. John's ... Scored 26 of the team's 49 points (thanks to 10-of-20 shooting from the field) in the finale versus Richmond ... Posted team highs in points (15), rebounds (8) and assists (6) in the win over Maryland-Eastern Shore ... Talled 21 points in a win over #16 Villanova ... Pumped in a game-high 24 points in a loss to #3 Houston ... Had a game-high 26 points, including nine in overtime, in a 77-70 win over UCF ... Talled 25 points, including seven of the team's nine in overtime, in the win over USF ... Was voted **preseason second team All-American Athletic Conference**.

2021-22 (Junior at Temple):

Received a medical redshirt as he only played seven games before suffering a season-ending injury to his left foot (fractured fifth metatarsal) in La Salle game (12/1) ... Was leading the AAC in scoring (21.4 ppg), and was leading the team in field goal percentage (.538/2nd AAC), three-point percentage (.488/1st AAC) and 3's per game (3.0/2nd AAC) at time of injury ... Led the team in scoring in six of his seven games ... Scored 20 or more points in five of the seven ... Named **AAC Player of the Week** for his 29-point effort in the win over Delaware, going 0-of-18 from the field, 2-of-3 from 3-PT and 7-of-8 at the line ... Had 22 in the opener versus Maryland-Eastern Shore and followed that with a 26-point effort versus Southern Cal ... Prior to his injury, scored 28 versus Elon, 29 versus Delaware and 22 versus LaSalle (the game he was injured) ... Made five 3's in the Southern Cal and Elon games ... Added eight rebounds versus Elon.

2020-21 (Sophomore at Temple):

Third Team All-American Athletic Conference ... Second Team All-Philadelphia Big 5 ... Led team in scoring (15.0 ppg) while ranking second on the team in rebounding (6.4 rpg) ... Played in 11 games with four starts ... Missed the first five games due to a hamstring injury ... Had three double-doubles including 22 points and 11 rebounds versus Tulsa (1/26), 32 and 10 versus South Florida (2/21) and 18 and 10 versus South Florida in the AAC Tournament ... Joined starting lineup for the last four games, starting at Tulsa ... Led the team in scoring and assists in all four of his starts and rebounding in three of the four ... In his first start at Tulsa, led the team in points (21), rebounds (7) and minutes (35) ... Scored a career-high 32 points versus South Florida (2/21) and grabbed 10 rebounds for his second double-double...Also dished a career-high five assists ... Overall, played in 11 games, averaging 31.4 mpg (2nd on the team) ... Had first collegiate double-double, scoring 22 points and grabbing 11 rebounds in a win over Tulsa (1/26) ... Also had a double-double, 18 points and 10 rebounds, in season-ending loss to USF in AAC Tournament ... Scored 14 points and grabbed six rebounds in 32 minutes (2nd most on the team) in loss to #8 Houston ... Scored in double figures eight times.

2019-20 (Freshman at Butler):

Helped the Bulldogs to a 22-9 record before the season was canceled during the Big East Tournament ... Played in 24 games, averaging 3.0 points, 1.0 rebounds and 10.9 minutes ... Posted double-figures in two games with a season-high of 11 points coming in the season-opening win over IUPUI ... Scored 10 points in the win over Southern, adding a season-high four rebounds ... His four assists at Creighton (2/23) were a season-high.

High School:

Ranked as the 82nd-best prospect in the 2019 class by ESPN, as well No. 120 by Rivals and No. 126 by 247sports (all three rated him as a four-star recruit) ... Averaged 23.7 points per game as a senior at Trenton Catholic ... Was the 2018-19 Times of Trenton Boys Basketball Player of the Year and the Trentonian's Area Player of the Year ... Scored at least 30 points eight times during his senior season ... Participated in the 2019 American Family Insurance High School Slam Dunk Contest as part of Final Four Weekend ... Scored more than 1,000 points in high school despite missing his sophomore season due to injury ... Team won the Burlington County Scholastic League-Liberty Division title and the 2019 Mercer County Tournament crown ... Named to the NJHoops.com All-Mercer County Team ... As a junior, averaged 18.5 points, 5.3 rebounds and 3.0 assists ... Attended St. Joseph's High School as a sophomore alongside his brother, Tyus ... Played on the 2017 summer circuit with New Jersey Playaz, and averaged 13.4 points, 3.9 rebounds and 2.2 assists in Nike EYBL play.



DOUBLE-DOUBLES (3)

SOPHOMORE (at Temple)	(3)
01/26/21 • TULSA	22 pts 11 reb
02/21/21 • SOUTH FLORIDA	32 pts 10 reb
03/11/21 • vs South Florida	18 pts 10 reb

BATTLE'S PERSONAL BESTS

POINTS	Career: 32	vs South Florida (02/21/21)
FG MADE	Career: 10 (2x)	LAST vs Richmond (11/22/22)
FG ATTEMPTED	Career: 22	vs South Florida (02/21/21)
3-POINT FG MADE	Career: 6	vs Richmond (11/22/22)
3-PT FG ATTEMPTS	Career: 14	at Tulsa (01/10/23)
FT MADE	Career: 10	vs South Florida (02/21/21)
FT ATTEMPTED	Career: 12	vs South Florida (02/21/21)
REBOUNDS	Career: 11	vs Tulsa (01/26/21)
ASSISTS	Career: 6	vs UMES (12/20/22)
STEALS	Career: 4 (2x)	LAST vs UMES (12/20/22)
BLOCKED SHOTS	Career: 2	vs South Florida (03/11/21)
MINUTES	Career: 40:00 (3x)	LAST vs Ole Miss (12/17/22)

KHALIF BATTLE CAREER STATISTICS

Year	GP	GS	Min	Avg	FG	FGA	Pct	3FG	3FGA	Pct	FT	FTA	Pct	Off	Def	Tot	Avg	PF	FO	Ast	TO	Blk	Stl	Pts	Avg
2019-20 (Butler)	24	0	262	10.9	25	75	.333	13	43	.302	9	14	.643	0	25	25	1.0	32	0	13	18	0	10	72	3.0
2020-21 (Temple)	11	4	346	31.5	51	146	.349	23	73	.315	40	50	.800	8	62	70	6.4	34	0	26	30	2	4	165	15.0
2021-22 (Temple)	7	7	223	31.9	50	93	.538	21	43	.488	29	36	.806	3	24	27	3.9	16	0	7	15	0	3	150	21.4
2022-23 (Temple)	27	8	869	32.2	155	378	.410	77	220	.350	97	108	.898	8	88	96	3.6	53	0	49	62	3	26	484	17.9
CAREER	69	19	1700	24.6	281	695	.406	134	379	.354	175	208	.841	19	199	218	3.2	135	0	95	125	5	43	871	12.6





1 KEYON MENIFIELD JR.

Pronounced: Men-EE-fifeld

G • 6-1 • 150 • So. (3) || Flint, Mich. (PHHoenix (Ariz.) Prep / Washington)

@thechOsenOne_
@keyonmenifield1

Will redshirt the 2023-24 season
Will have THREE years of collegiate eligibility remaining • Major: Communications
Born on Feb. 23, 2003, in Beecher, Mich.
Son of Keyon Menifield Sr. and Shamere Lundy • Brother: Keyonta. Sisters: Diondra and Serenity

Is scheduled to redshirt the 2023-24 season.

2022-23 (Freshman at Washington):

Pac-12 All-Freshman Team member ... Was the only Husky to play in all 32 games, making 21 starts ... Averaged 10.0 points and 3.1 assists and a 1.87 assist-turnover ratio ... His assist-turnover ratio led all Pac-12 freshmen and ranked seventh in the league overall ... Named **Pac-12 Freshman of the Week** on Feb. 20 ... Led Washington to an overtime victory over Oregon with 27 points (11-of-15 FG), seven rebounds and five rebounds, playing 42:49 ... Became the first Husky since Markelle Fultz and just the fifth on record (since 1996-97) to have 27, seven and five in a game ... Followed that with 12 points and a season-high eight rebounds in a win over Oregon State ... Made first career start against North Florida (hame two of the season) and he pumped in 21 points with three assists and zero turnovers ... Followed that with a 26-point performance (4-of-6 from 3-point range) versus Utah State ... Became the first UW freshman to lead the team in scoring in consecutive games since Isaiah Stewart in 2020 ... His four three-pointers were the most by a UW freshman since RaeQuan Battle in 2020 ... Had a season-high eight assists and five rebounds at Arizona State ... Came away with a season-high four steals against Stanford (1/12/23) ... Scored 21 points against #6 Arizona.

HIGH SCHOOL:

The leading scorer in Nike's EYBL 2022 Peach Jam, averaging 22.6 points on 46.7 percent shooting for The Family ... Played at PHHoenix Prep in Arizona after previously competing at Beecher High School in Flint, Mich. ... In 2021 at Beecher High, led them to a 16-1 record in a COVID-abbreviated season and averaged 26 points, 9.3 assists, 6.6 steals and 4.7 rebounds ... Was the Michigan Division 3 Player of the Year and capped the season with a 37-point performance in a championship-game win.



MENIFIELD'S PERSONAL BESTS

POINTS	Career: 27	vs Oregon (02/15/23)
FG MADE	Career: 11	vs Oregon (02/15/23)
FG ATTEMPTED	Career: 21	vs North Florida (11/11/22)
3-POINT FG MADE	Career: 4 (2x)	LAST at Southern Cal (02/04/23)
3-PT FG ATTEMPTS	Career: 8	vs Colorado (03/08/23)
FT MADE	Career: 5	vs North Florida (11/11/22)
FT ATTEMPTED	Career: 6 (2x)	LAST at Stanford (02/26/23)
REBOUNDS	Career: 8	vs Oregon State (02/18/23)
ASSISTS	Career: 8	at Arizona State (01/08/23)
STEALS	Career: 4	vs Stanford (01/12/23)
BLOCKED SHOTS	Career: 2	vs Cal Poly (12/13/22)
MINUTES	Career: 42:49	vs Oregon (02/15/23)



KEYON MENIFIELD CAREER STATISTICS

Year	GP	GS	Min	Avg	FG	FGA	Pct	3FG	3FGA	Pct	FT	FTA	Pct	Off	Def	Tot	Avg	PF	FO	Ast	TO	Blk	Stl	Pts	Avg
2022-23 @ UW	32	21	918	28.7	121	295	.410	35	106	.330	44	63	.698	23	69	92	2.9	40	0	99	53	7	36	321	10.0





2 TREVON BRAZILE

Pronounced: Trev-In "Brazil"

F • 6-10 • 220 • R-So. (3) || Springfield, Mo. (Kickapoo HS / Missouri)

Including 2023-24, has THREE years of collegiate eligibility
Major: Communications

Born on Jan. 7, 2003, in Springfield, Mo. • The son of Phillip Brazile and Melissa Baldwin
Siblings: Phillip Brazile II; Brittany Brazile; Reece Winn; Tamia Brazile; Mariah Fuller; Prince Fuller

@trevonbrazile2

@thetrevonbrazile



Came to Fayetteville after playing his freshman season (2021-22) with the Missouri Tigers.

2022-23 (Sophomore at Arkansas):

Granted a medical redshirt after he suffered a season-ending knee (ACL) injury in the first half of the UNC Greensboro contest (game nine of the season) ... Only played nine games, all as the team's sixth man ... Averaged 11.8 points and 6.0 rebounds ... Was the team's top 3-point shooter (37.9%; 11-of-29) ... In the season opener versus North Dakota State, recorded his first career double-double with a then career-high 21 points and a career-high 12 rebounds ... Was 7-of-14 FG and made a career-high 3-of-6 3PT ... Was also 4-of-5 FT ... Posted his second career double-double versus South Dakota State with 13 points (5-9 FG • 1-1 3PT • 2-2 FT) and 10 rebounds ... In the Maui Invitational, scored 17 points versus Creighton, making a career-high seven field goals with a season-high three blocked shots ... Followed that with a breakout game versus San Diego State as, for the first time in his career, led his team in scoring with 20 points and added nine rebounds ... For the third time this season, tied his career high with three 3's made ... Also played a career-high 40:05 minutes ... Scored 18 of his 20 after halftime, including 16 in the second half (4-of-7 FG • 3-of-4 3PT • 5-of-6 FT) ... Tied his career high with two steals, one coming with Arkansas down two with seven seconds left to set-up the game-tying basket too force overtime ... In his final full game prior to the injury – versus San Jose State – led his team in scoring with a career-high 23 points ... Was 8-of-9 from the field (1-2 3PT) and 6-of-8 FT with five rebounds, two assists and two blocked shots ... Also had career highs in FG made (8) and FT made (6).

2021-22 (Freshman at Mizzou):

Missed the first eight games of the season with an undisclosed medical condition ... Came off the bench in his first two games played for the season (Eastern Illinois and at Kansas) before starting the final 22 games of the year ... Played in 24 games with 22 starts last season and led the Tigers in blocked shots 20 times ... Averaged 6.3 points and 5.0 rebounds ... Ranked third in the SEC (47th in the NCAA) in blocked shots (1.92 average) ... Was sixth among NCAA Division I freshmen in blocked shots per game ... His 1.92 blocks per game ranks third on the Missouri single-season list ... Had a blocked shot in 20 of his 24 games played ... Recorded a block in 12-straight games, including a stretch of 11-straight with multiple blocks ... Had a career-high six blocks against Illinois, which tied for the fourth-most in a single game by any Mizzou player and the third-most by any MU freshman ... Added 11 points ... Scored a season-high 15 points in the Tigers' season finale versus LSU in the SEC Tournament ... Had a season-high 10 rebounds with four blocked shots in the Tigers' regular-season finale versus Georgia, including five offensive boards ... Made a season-high 2-of-3 from 3-point range and scored 10 points with two blocked shots at Kansas ... Recorded 11 points at LSU ... Just missed a double-double in the first-round SEC Tournament win over Ole Miss with nine points and nine rebounds ... Had a season high in free throws made and attempts (5-of-7) ... Had five-plus rebounds 14 times (including eight times with seven-plus boards).

High School:

Named a 2021 MBCA All-State selection and first team All-Ozark Conference ... Ranked the fourth-best prospect in the state of Missouri by 247 Sports and the No. 178 prospect nationally ... Won the Missouri Class 6 state championship at Kickapoo ... Averaged 13.2 points, 7.5 rebounds as a senior while shooting 73% from the field ... Averaged 11.2 points and 5.1 rebounds per game at Parkview High School as a junior.

DOUBLE-DOUBLES (2)

SOPHOMORE (at ARK)	(2)
11/07/22 • NORTH DAKOTA STATE	21 pts 12 reb
11/16/22 • SOUTH DAKOTA STATE	13 pts 10 reb

BRAZILE'S PERSONAL BESTS

POINTS	Career: 23	vs San Jose State (12/03/22)
SEC:	11	at LSU (02/26/22)
FG MADE	Career: 8	vs San Jose State (12/03/22)
SEC:	5	at LSU (02/26/22)
FG ATTEMPTED	Career: 14 (2x)	LAST vs San Diego St (11/23/22)
SEC:	9	at LSU (02/26/22)
3-POINT FG MADE	Career: 3 (3x)	LAST vs San Diego St (11/23/22)
SEC:	1 (7x)	vs Georgia (03/05/22)
3-PT FG ATTEMPTS	Career: 8	vs San Diego State (11/23/22)
SEC:	2	at Georgia (02/02/22)
FT MADE	Career: 6	vs San Jose State (12/03/22)
SEC:	3	vs Tennessee (02/22/22)
FT ATTEMPTED	SEC: 8 (2x)	LAST vs San Jose St (12/03/22)
Career:	7	vs Ole Miss (03/09/22)
REBOUNDS	Career: 12	vs North Dakota State (11/07/22)
SEC:	10	vs Georgia (03/05/22)
ASSISTS	Career: 3	vs Alabama (01/08/22)
SEC:	3	vs Alabama (01/08/22)
STEALS	Career: 2 (5x)	LAST vs Troy (11/28/22)
SEC:	2	vs Texas A&M (01/15/22)
BLOCKED SHOTS	Career: 6	vs Illinois (12/22/21)
SEC:	4 (2x)	vs Georgia (03/05/22)
MINUTES	Career: 40:05	vs San Diego State (11/23/22)
SEC:	28:23	at LSU (02/26/22)



TREVON BRAZILE CAREER STATISTICS

Year	GP	GS	Min	Avg	FG	FGA	Pct	3FG	3FGA	Pct	FT	FTA	Pct	Off	Def	Tot	Avg	PF	FO	Ast	TO	Blk	Stl	Pts	Avg
2021-22 (MIZZOU)	24	22	507	21.1	57	105	.543	10	31	.323	27	46	.587	28	92	120	5.0	30	0	18	27	46	10	151	6.3
2022-23 (ARK)	9	0	243	27.0	37	77	.481	11	29	.379	21	31	.677	9	45	54	6.0	23	1	9	20	11	9	106	11.8
CAREER	33	22	750	22.7	94	182	.516	21	60	.350	48	77	.623	37	137	174	5.3	53	1	27	47	57	10	257	7.8



ARKANSAS RAZORBACKS

MEET THE RAZORBACKS

EL ELLIS



3 EL ELLIS

G • 6-3 • 180 • Grad. Sr. (1) • Durham, N.C. (Quality Education Acad. / Louisville)

@elellis3

@elellis3

The 2023-24 season is his final year of eligibility • Graduated from Louisville (Spring '23) - Sport Management Pursuing a second undergraduate degree from Arkansas in Arts & Sciences Born on Dec. 18, 1999, in Durham, N.C. • Son of Elbert Ellis, Jr. and Tasha McArthur Dad (Elbert) was a six-time All-American track athlete at Pitt. Brothers: Deon McArthur, Mannie Ellis & Jeremiah Ellis

Ellis played two seasons at Tallahassee CC and two at Louisville, leaving him with just the 2023-24 season of eligibility remaining.

2022-23 (Senior at Louisville):

Named **All-ACC Honorable Mention** ... Averaged team-highs with 17.7 points and 4.4 assists while starting all 32 games and averaging 36 minutes per contest ... Led the Cardinals in scoring in 21 of 32 games, including 13 games with at least 20 points and led the team in assists in 30 of 32 games with 25 games having at least three assists, including 15 games with at least five ... In the ACC, ranked second in minutes, third in scoring and sixth in both free throws made (128) and attempted (158) ... Shot 81% from the free throw line, which ranked 12th in the ACC ... Played 89.9% of the possible minutes in the season, the second-highest utilization rate in program history behind Jim Price's 94.2% in 1969-70 ... Only UofL player along with Darrell Griffith with multiple 30-point, five-assist games in a season ... Named one of three team captains ... One of five UofL players since at least 1992 to have 565 points and 140 assists in a season, joining Russ Smith, Francisco Garcia, Reece Gaines and DeJuan Wheat ... Had 28 double-digit scoring games, as well as 13 games with 20-plus points ... Named ACC Co-Player of the Week on Feb. 20 after averaging 24.5 points vs. Clemson and Virginia ... Averaged 25.8 points per game in February stretch against the league's top four seeds (at Miami, vs. Virginia, vs. Clemson, at Duke) ... Had 30 points and a career-high 10 assists for his first career double-double against Western Kentucky ... Scored a career-high 33 points with five assists at Miami ... Scored 23 points (8-of-10 FT) with a career-high four steals at Kentucky.

2022-23 (Junior at Louisville):

Ranked third on the team in assists (51 total in 32 games), averaging 20.5 minutes of action per game ... Started nine games, including six of the last nine ... ACC Sixth Man of the Year runner-up as he averaged 8.6 points in the 23 games in which he came off the bench, scoring in double figures on 10 occasions as a reserve ... Led UofL in scoring on five occasions and has scored 18 or more four times ... Double-figure scorer in seven of the last 12 games, including 25 in the Feb. 1 meeting against North Carolina ... Averaged 10.2 points per game over the last 18 games - top for the Cardinals in that stretch, while hitting 30-of-82 3-pointers (.366), including 11.3 ppg in the last 12 games ... Had 10 points and a season-best six assists vs. Georgia Tech in the ACC Tournament first round on March 8 ... Scored 18 points off the bench against Pitt and followed it with 14 points at Florida State. Scored 22 points off the bench at Michigan State ... Had scored just 27 points in his first six games of the season prior to that game.

Junior College Career at Tallahassee:

Was ranked as the top junior college prospect in the nation in the 247Sports.com composite rankings ... Averaged 17.7 points, 4.3 assists and 3.4 rebounds while connecting on 55-of-132 three-pointers (.417) and 75.9 percent of his free throws (85-of-112) in leading Tallahassee (Fla.) Community College to a 19-3 record in 2020-21 ... A **two-time All-America** ... Named first team 2021 All-America by the National Junior College Athletic Association (NJCAA), becoming Tallahassee's first two-time All-American ... After leading his team to a 27-6 record in 2019-20, earned NJCAA second-team All-America honors ... Honored as the **2020 and 2021 Panhandle Conference Player of the Year**, becoming Tallahassee's first repeat Player of the Year winner and just the conference's third overall since 1997 ... Also featured on the FCSAA All-State team ... Scored a season-high 34 points against St. Petersburg on Jan. 30 and scored 20 or more in 10 games as a sophomore ... Made multiple three-pointers in 15 games for Tallahassee, which ranked 14th in the nation in the final NJCAA Division I poll ... His team's schedule was delayed because of the pandemic during his sophomore year in 2021, starting on Jan. 20 and running through March 27 ... Averaged 14.3 points, 4.5 assists and 3.9 rebounds as a freshman at TCC, connecting on 40.3 percent of his three-point goals (52-of-129) and 84.5 percent of his free throws.

High School:

Before moving to junior college, Ellis scored 2,382 career points at Quality Education Academy in Winston-Salem, N.C. He averaged 16.7 points, 4.7 assists and 1.2 steals as a senior.



DOUBLE-DOUBLES (1)

SENIOR (at UofL) (1)
12/14/22 • WESTERN KENTUCKY 30 pts 10 ast

ELLIS' PERSONAL BESTS

POINTS
Career: 33 at Miami (FL) (02/11/23)

FG MADE
Career: 12 (2x) LAST at Miami (FL) (02/11/23)

FG ATTEMPTED
Career: 20 (2x) LAST at Miami (FL) (02/11/23)

3-POINT FG MADE
Career: 5 vs North Carolina (02/01/22)

3-PT FG ATTEMPTS
Career: 11 (3x) LAST vs Appalachian State (11/15/22)

FT MADE
Career: 10 at NC State (12/22/22)

FT ATTEMPTED
Career: 11 (2x) LAST at NC State (12/22/22)

REBOUNDS
Career: 6 (2x) LAST vs Georgia Tech (02/01/23)

ASSISTS
Career: 10 vs Western Kentucky (12/14/22)

STEALS
Career: 4 at Kentucky (12/31/22)

BLOCKED SHOTS
Career: 1 (2x) LAST at Boston College (01/25/23)

MINUTES
Career: 40:00 (4x) LAST at Clemson (01/11/23)



EL ELLIS CAREER STATISTICS

Year	GP	GS	Min	Avg	FG	FGA	Pct	3FG	3FGA	Pct	FT	FTA	Pct	Off	Def	Tot	Avg	PF	FO	Ast	TO	Blk	Stl	Pts	Avg
2021-22 (UofL)	32	9	656	20.5	96	242	.397	41	114	.360	45	65	.692	6	55	61	1.9	47	0	51	45	0	12	278	8.7
2022-23 (UofL)	32	32	1150	35.9	189	461	.410	59	185	.319	128	158	.810	10	74	84	2.6	52	0	140	120	2	31	565	17.7
CAREER	64	41	1806	28.2	285	703	.405	100	299	.334	173	223	.776	16	129	145	2.3	99	0	191	165	2	43	843	13.2





- **3x SEC Academic Honor Roll:** First-Year (2020-21), Winter (2021-22) and Winter (2022-23) ... **4x Department's Honor Roll:** 4x (3.0-3.49 GPA): Fall '20, Spring '21, Fall of '21 and Fall '22.
- The only Razorback play in each of Arkansas' Back-to-Back-to-Back SWEET 16 runs.
- Just the 9th Razorback to reach 900+ points, 400+ rebounds, 200+ assists & 100+ steals in his Arkansas career.

Junior (2022-23):

Voted to the **SEC All-Defensive Team** ... Named the **SEC Winter Academic Honor Roll** ... Played in 35 games with 31 starts ... Averaged 10.9 points and 4.4 rebounds while ranking second on the team in assists (87) and steals (48) ... Among the regulars, had the team's best 3-point percentage at 34.6% (47-of-136) ... Was impressive in the final 24 games as he averaged 12.5 points and 4.8 rebounds while shooting 44.1% from the field, 38.5 from 3-point and scored 299 of his 381 points ... Recorded his first career double-double versus UNC Greensboro with 10 points and a career-high 10 rebounds (9 defensive) ... Added three steals ... Versus Bradley, tied his career high with five steals, led the team with seven rebounds and dished out three assists ... At LSU, led the Razorbacks with 16 points ... Played a then career-high 39:52, including all 20 minutes in the second half ... Added six rebounds, two assists and two steals ... Posted his second career double-double versus Alabama with 16 points and career-high tying 10 rebounds ... Drained a pair of 3 pointers ... In addition to leading the team in points and rebounds, led the team in assists (3) and steals (2) and did not commit a turnover in 38:29 played ... Guarded SEC leading scorer Brandon Miller and held him without a FG attempt in the first half and just four for the game ... At Missouri, led the team with 18 points and tied for the team lead with nine rebounds ... Sank a season-high and SEC career-best three 3's ... For the second-straight game, sank three 3's (3-of-5) and scored 16 points with five rebounds in the Ole Miss win ... Also held Ole Miss leading scorer Matthew Murrell to just three points in 24:04 ... In the home LS win, led team with 16 points, adding seven rebounds, and held LSU's Adam Miller to 3-of-12 shooting (1-of-6 3PT) all while playing all 40 minutes for the first time in his career ... At Baylor, scored 16 points, making a pair to 3-pointers, while playing a key role in Adam Flagler shooting just 1-of-11 and scoring five points ... Tied for the team high with a season-high 19 points versus Texas A&M ... Tied his career high with 4 3's made (4-of-8) ... Scored 15 points at South Carolina ... For the second-straight game, tied his career high with 4 3's made (4-of-10) ... Kept his hot shooting alive at Kentucky, scoring 15 points, and had a season-high and tied his SEC career-high with seven assists ... At Texas A&M, led the team with 14 points, tying his career highs for 3's made and attempted (4-of-10) ... Tied for the team lead with two steals ... At Alabama and after back-to-back games with four combined points, returned to his scoring ways with 21 points, making 3-of-4 from 3PT with five rebounds ... Hit a 3-pointer and made an old-fashion 3-point play to help spur a late charge ... At Tennessee and for the first time in his career, led Arkansas in points (13), rebounds (6), assists (2) and steals (3) in the same game ... Led the team with 10 rebounds (9 defensive) in the win over Auburn at the SEC Tournament ... With Arkansas up one, got a steal and made two free throws with 12 seconds left for a 3-point lead to secure the win ... Had a great NCAA Tournament ... In the opening round versus Illinois, led Arkansas with four steals, adding 16 points and six rebounds ... Took over in the Kansas win with 25 points and eight rebounds ... Scored 21 in the second half (7-of-9 FG, 1-2 3PT, 6-7 FT) ... Down 12, Davis scored 11 points in an 18-5 run to erase the deficit ... Then scored the Hog's next five points as the Razorbacks upset the #1 seed Jayhawks.

Sophomore (2021-22):

• Named the **SEC Winter Academic Honor Roll** ... Played in all 37 games with 14 starts ... Arkansas was 14-3 when Devo was the first sub off the bench, many of those coming as Arkansas went 18-4 to close the season and reached its second straight NCAA Elite 8 ... Averaged 8.3 points and was second on the team in assists with 102 ... Was preseason 2nd team All-SEC (coaches and media) ... Scored 16 points (6-9 FG and 4-7 FT) in the win over UCA with six rebounds, three assists and two steals ... Also had a team-best +30 in 27:27 minutes played ... Had a then career-high seven assists (all in the first half) vs Little Rock ... Versus Charlotte, scored 18 points with a career-high eight assists and four rebounds ... Also, held Charlotte's leading scorer (entered at 19.6 ppg) to just 10 points on 4-of-14 shooting (0-of-5 3PT) ... Pumped in a career-high 26 points versus Oklahoma while making a career-high four 3-pointers (entered the game with just 6 career 3's made)... Was a perfect 4-of-4 at the line while adding five rebounds and three assists ... In the Elon win, became the only Power 6 player since at least 2010-11 to have a game with 6+ assists, 6+ rebounds and no field goal attempts ... Had career highs in both free throws made (9) and attempted (10) at Texas A&M while scoring 13 points, 11 in the second half as Arkansas trimmed a 17-point deficit to 1 ... Added seven assists – an SEC career high – and seven rebounds, including four offensive boards ... At LSU, played the final minute of the first half and the second half despite losing his front tooth (face hit the floor when fouled on a breakaway dunk attempt) ... Had a season-high and tied his career high with eight rebounds (four offensive) ... Sank a key 3-pointer during Arkansas' 10- run



4 DAVONTE "DEVO" DAVIS

G • 6-4 • 185 • Sr. (2) || Jacksonville, Ark. (Jacksonville, HS)

@MrDevoBuckets

@devofor3

Including 2023-24, has TWO years of collegiate eligibility
Major: Recreation & Sport Management
Born on Sept. 24, 2001, in Jacksonville, Ark.
The son Terrie Davis and grandson of Yvette Davis



late in the second half ... Versus #1 Auburn, was +15 (and the only Hog in double figures) in a four-point ... Had a career-high five steals and scored 10 points going 2-of-3 from 3-point range ... Led the team with +14, playing 18:29 in a 10-point win over Tennessee ... With the game tied, spurred an 11-1 run to give the Hogs a lead they would not relinquish ... Scored 19 points (7-of-10 FG • 2-of-3 3PT) with six rebounds and a team-best four assists with zero turnovers in a win at Florida ... Scored Arkansas' final five points to seal the win, including a breakaway dunk with 19 seconds left to go up seven ... Played 31:23 off the bench to help beat Kentucky ... Was 5-of-7 at the line (3-of-3 in one trip to put the Hogs up two with 5:22 left – was 2-of-4 inside the final 13 seconds to keep it a 2-possession game ... Made a key defensive rebound with five seconds left, saving the ball from going out of bounds after an Au'Diese Toney blocked shot ... Versus Vermont, had 14 points on 6-of-10 shooting ... "He saved us in the first half," said Coach Muss with his 10 points (4-of-5 FG), three assists and two steals ... Against #1 Gonzaga in the NCAA Sweet 16, scored six points, including two free throws with eight seconds left to secure a seven-point lead and the win ... Was the only Hog in double figures for Plus-Minus at +10.

Freshman (2020-21):

• Named the SEC First-Year Academic Honor Roll ... Played in 30 games with 17 starts, including each of the last 14 ... In the postseason (SEC/NCAA), averaged 12.3 points and was second on the team in rebound average (6.7) and assists (17) ... Hit the game-winning shot versus Oral Roberts with 3.1 seconds in the NCAA Sweet 16 ... Second on the team in deflections with 160 ... Led the team with 10 deflections at Auburn, nine versus Missouri and nine at LSU ... Added 10 vs Georgia ... On a per 40-minute basis, averaged 14.2 points and 7.5 rebounds ... 1 of 2 Razorback freshmen to ever have at least 15 points, 5 rebounds and 5 assists in a game and THE ONLY Razorback rookie to do it twice ... First, versus Georgia (01/09/21) with 20 points, seven rebounds and six assists ... Second, versus LSU (2/27/21) with 15 points, five rebounds and six assists ... Led the team with 14 points versus Southern, adding seven rebounds in just 16:20 minutes played ... Saw playing time increase at Auburn in the SEC opener due to Justin Smith injury ... Made four "game-winning" plays during a decisive 10-0 run to help secure the win: PLAY 1: With Arkansas up two, 76-74, tipped a loose rebound to Connor Vanover that led to two free throws by Moses Moody ... PLAY 2: With Arkansas up four, 78-74, got the offensive rebound off Desi Sills FT miss that led to a JD Notae layup ... PLAY 3: With Arkansas now up six, 80-74, made a steal in what ESPN analyst Jimmy Dykes called "the best defensive play of the year" at the time ... The steal led to a fastbreak and two made free throws by Connor Vanover ... PLAY 4: With Arkansas now up eight, 82-74, sank a jumper from the left elbow as the shot clock was winding down to cap the 10-0 run ... In his first career start (vs Missouri Jan. 2), had four rebounds and three steals ... Was impressive on both ends of the floor in the win over Georgia ... Scored a season-high 20 points with seven rebounds, six assists and two steals ... Also did a good job guarding UGA point guard Sahvir Wheeler ... Had 10 deflections and tied Moses Moody with a Plus-Minus of +33 for the game ... Scored 10 points – all in the second half – in the win over Auburn (1/20) to help Arkansas erase a 12-point halftime deficit ... Came off the bench vs Ole Miss to provide a huge spark at the time as he made his first four shots with two steals that led to layups... Finished with 14 points (7-of-9 shooting) and six rebounds ... Sparked Arkansas in the first half at Oklahoma State, scoring 8 of his 13 points and getting all three of his steals ... In his fourth start, just missed a double-double with 10 points and a season-high eight rebounds with two assists versus Mississippi State ... Only scored four points and had just two rebounds at Kentucky, but impacted the game ... Led the team with +9 thanks to three assists, zero turnovers and two steals ... The last steal came on the final play to seal the win ... At Missouri, only scored eight points, but two came on a layup with 35 seconds left in overtime ... Added three assists ... Sealed the win with a blocked shot with 4.7 seconds left ... Led the team with 18 points in the win over Florida ... Added five rebounds and three assists ... In the LSU win, had 15 points, five rebounds and a season-high six assists ... Closed the regular season with a 12-point performance in the Texas A&M win, making several key baskets ... Made two critical steals down the stretch ... First, with 45 seconds left and Arkansas up one, he tipped an inbound pass and eventually made a pass to Justin Smith for a fast break dunk ... Second, up five with eight seconds left, had a steal and fast break dunk to seal the win ... Had two solid games in the SEC Tournament as he averaged 7.0 rebounds, 4.5 assists and 2.5 steals with 15 deflections ... In the NCAA opener versus Colgate, started a 17-0 first half run with two steals and made a layup at the buzzer in the run for a 36-33 halftime lead .. Finished with 12 points, six rebounds, three assists, two steals, and career-high two blocked shots ... In the Texas Tech win, had 15 points and six rebounds ... Did not allow TTU leading scorer to get off a shot over the final 10 minutes ... Scored the game-winner versus Oral Roberts with 3.1 seconds left in the Sweet 16 win ... Finished with 16 points and tied his career high with eight rebounds ... Versus Baylor in the Elite 8, tied for the team lead in both points (14) and rebounds (6).

High School:

Was rated the 86th-best incoming freshman in the nation and the 19th-best shooting guard by ESPN.com ... 2020 Arkansas Democrat-Gazette Boys Player of the Year ... 2020 Hogville.net's Arkansas Boys High School Co-Player of the Year (with Razorback Jaylin Williams) ... 4-time All-State, including 2-time Democrat-Gazette first team All-State (all divisions) ... 2020 MaxPrep 1st Team All-State ... 2019 USA TODAY first team All-State ... Averaged 21 points, 10 rebounds, eight assists and three steals per game in his senior season ... Led the Titans to a 20-5 overall record and the 5A-Central Conference title with a 13-1 mark ... Jacksonville also reached the Class 5A state championship game ... Scored in double figures every game and had 17 double-doubles in points and assists ... Even more impressive, he registered seven triple-doubles ... Earned his fourth All-State honor in 2020 and was named to the 2020 Arkansas Democrat-Gazette first-team All-Arkansas team (all classes) ... Named to the 2019 USA TODAY All-Arkansas first team as a junior as he averaged 18.5 points, 5.3 rebounds and six assists per game ... Overall, he is a four-time Arkansas Activities Association All-State selection, making the 2019 and 2020 5A team with Jacksonville HS and the 2A teams in 2017 and 2018 while playing at Jacksonville Lighthouse ... As a sophomore, Davis averaged 18.4 points, 8 assists, 7 rebounds and 2 steals ... As a freshman, Davis averaged 16 points and seven rebounds in leading Lighthouse to conference and regional championships as well as the Class 2A state semifinal ... He played for Woodz Elite in the Nike EYBL.

DOUBLE-DOUBLES (2)

JUNIOR	(2)	
12/06/22 • UNC GREENSBORO	10 pts	10 reb
01/11/23 • ALABAMA	16 pts	10 reb

DAVIS' PERSONAL BESTS

POINTS	
Career: 26	vs Oklahoma (12/11/21)
SEC: 20	vs Georgia (01/09/21)
FG MADE	
Career: 9 (3x)	LAST vs Kansas (03/18/23)
SEC: 9	vs Georgia (01/09/21)
FG ATTEMPTED	
Career: 21	vs Oklahoma (12/11/21)
SEC: 18	at LSU (12/28/22)
3-POINT FG MADE	
Career: 4 (4x)	LAST at Texas A&M (02/15/23)
SEC: 4 (3x)	LAST at Texas A&M (02/15/23)
3-PT FG ATTEMPTS	
Career: 10 (2x)	LAST at Texas A&M (02/15/23)
SEC: 10 (2x)	LAST at Texas A&M (02/15/23)
FT MADE	
Career: 9	at Texas A&M (01/08/22)
SEC: 9	at Texas A&M (01/08/22)
FT ATTEMPTED	
Career: 10	at Texas A&M (01/08/22)
SEC: 10	at Texas A&M (01/08/22)
REBOUNDS	
Career: 10 (3x)	LAST vs Auburn (03/09/23)
SEC: 10	vs Alabama (01/11/23)
ASSISTS	
Career: 8	vs Charlotte (12/07/21)
SEC: 7 (2x)	LAST at Kentucky (02/07/23)
STEALS	
Career: 5 (2x)	LAST vs Bradley (12/17/22)
SEC: 5	vs Auburn (02/08/22)
BLOCKED SHOTS	
Career: 2	vs Colgate (03/19/21)
SEC: 1 (4x)	LAST vs Alabama (01/11/23)
MINUTES	
Career: 40:00 (2x)	LAST at S. Caro (02/04/23)
SEC: 40:00 (2x)	LAST at S. Carolina (02/04/23)

DAVONTE DAVIS CAREER STATISTICS																									
Year	GP	GS	Min	Avg	FG	FGA	Pct	3FG	3FGA	Pct	FT	FTA	Pct	Off	Def	Tot	Avg	PF	FO	Ast	TO	Blk	Stl	Pts	Avg
2020-21	30	17	716	23.9	109	229	.476	2	13	.154	34	45	.756	36	98	134	4.5	70	0	64	48	5	35	254	8.5
2021-22	37	14	1021	27.6	114	266	.429	20	74	.270	58	82	.707	42	96	138	3.7	95	1	102	67	0	35	306	8.3
2022-23	35	31	1157	33.1	144	347	.415	47	136	.346	46	64	.719	24	129	153	4.4	91	4	87	72	4	48	381	10.9
CAREER	102	62	2894	28.4	367	842	.436	69	223	.309	138	191	.723	102	323	425	4.2	256	5	253	187	9	118	941	9.2



5 JOSEPH PINION

G • 6-5 • 195 • So. (3) // Morrilton, Ark. (Morrilton HS)

*Including 2023-24, has THREE years of collegiate eligibility
Major: Arts & Sciences
Born on Nov. 17, 2003, in Morrilton, Ark.
The son of Craig and Gail Pinion*

 @josephpinion2

 @josephpinion1

Made the Department's Honor Roll (3.0-3.49 GPA) for Fall 2022.

2022-23 (Freshman):

• Played in 24 games and scored 62 points ... 13 of his 21 FG made were 3's ... Set two Razorback records including most free throw attempts in a season without a miss (7-of-7) and most minutes played in a season without a turnover (148) ... Scored his first collegiate points versus Fordham and added his first collegiate steal ... Versus San Jose State, had five points, making his first collegiate 3-pointer ... Added two rebounds ... Had a breakout game against UNC Asheville with the absence of Nick Smith Jr. ... Scored points (10), assists (3), 3's made (2), FG made (4) and minutes (18:40) ... Sparked Arkansas' comeback win versus Missouri ... Led the team with +15 to help the Hogs erase a 17-point deficit ... Pumped in a career-high 13 points, making 3-of-6 from 3-point range ... Played a season-high 27:28 ... Did not miss a shot at Vanderbilt (2-2 FG; 1-1 3 PT; 1-1 FT) in scoring six points. • OLE MISS: Was +17 in tying his career high with 13 points ... Made a career-high five field goals took a career-high 10 shots and tied his career-high by going 3-of-6 from 3PT ... Grabbed a career-high five rebounds ... In the Georgia win, made his only two shot attempts, making a 3-pointer in the right corner and later one in the left corner.

High School:

McDonald's All-American Nominee ... Part of the 2022 Razorback signing class that ranked #2 nationally and the top-rated class in school history with all six players on the ESPN and SI top 100 lists ... Ranked a four-star and #89 nation - #17 shooting guard - by ESPN.com ... Two-time (2021 and 2022) Arkansas Democrat-Gazette first team All-Arkansas Preps (all divisions) ... 2022 runner-up for Class 4A Player of the Year by the Arkansas Basketball Coaches Association ... Two-time first team 4A All-State selection (2021 and 2022) ... As a senior, averaged 24.3 points, 9.0 rebounds, 2.7 steals and 2.1 blocked shots while shooting 88% from the free throw line ... Played for Arkansas vs Tennessee in the ninth annual Mike Conley Challenge ... Led Morrilton to the 2021 Class 4A title game as a junior ... Averaged 17.2 points, 6.4 rebounds, 3 assists, 2 steals and 1 block per game as a junior ... Shot 58% from two-point range, 40 percent from three and 74 percent at the free throw line ... As a sophomore, averaged 18 points, 7.9 rebounds, 1.3 assists, 1.6 steals and 1.4 steals ... As a freshman, averaged 12.3 points, 4.4 rebounds, 2 assists, 1 steal and 1 block.



PINION'S PERSONAL BESTS

POINTS	Season: 13 (2x) LAST vs Ole Miss (01/21/23)
SEC:	13 (2x) vs Ole Miss (01/21/23)
FG MADE	Season: 5 vs Ole Miss (01/21/23)
SEC:	5 vs Ole Miss (01/21/23)
FG ATTEMPTED	Season: 10 vs Ole Miss (01/21/23)
SEC:	10 vs Ole Miss (01/21/23)
3-POINT FG MADE	Season: 3 (2x) LAST vs Ole Miss (01/21/23)
SEC:	3 (2x) LAST vs Ole Miss (01/21/23)
3-PT FG ATTEMPTS	Season: 6 (2x) LAST vs Ole Miss (01/21/23)
SEC:	6 (2x) LAAST vs Ole Miss (01/21/23)
FT MADE	Season: 2 (3x) LAST vs Missouri (01/04/23)
SEC:	2 vs Missouri (01/04/23)
FT ATTEMPTED	Season: 2 (3x) LAST vs Missouri (01/04/23)
SEC:	2 vs Missouri (01/04/23)
REBOUNDS	Season: 5 vs Ole Miss (01/21/23)
SEC:	5 vs Ole Miss (01/21/23)
ASSISTS	Season: 3 vs UNC Asheville (12/21/22)
SEC:	1 vs Kentucky (03/04/23)
STEALS	Season: 1 (6x) LAST vs Kentucky (03/04/23)
SEC:	1 (4x) LAST vs Kentucky (03/04/23)
BLOCKED SHOTS	Season: 1 vs Ole Miss (01/21/23)
SEC:	1 vs Ole Miss (01/21/23)
MINUTES	Season: 27:28 vs Missouri (01/04/23)
SEC:	27:28 vs Missouri (01/04/23)



JOSEPH PINION CAREER STATISTICS

Year	GP	GS	Min	Avg	FG	FCA	Pct	3FG	3FGA	Pct	FT	FTA	Pct	Off	Def	Tot	Avg	PF	FO	Ast	TO	Blk	Stl	Pts	Avg
2022-23	24	0	144	6.0	21	45	.467	13	32	.406	7	7	1.000	4	11	15	0.6	20	0	3	0	1	6	62	2.6





7 DENIJAY HARRIS

Pronounced: Duh-nah-SHAY

F • 6-7 • 200 • Grad. Sr. (1) || Columbus, Miss. (Columbus HS / Southern Miss)

@Ni_jayyy

@nijayyy

The 2023-24 season is his final year of collegiate eligibility
 Graduated from Southern Miss (Summer '23) - Liberal Studies
 Pursuing a second undergraduate degree from Arkansas in Arts & Sciences
 Born on May 29, 2000, in Columbus, Miss. • Son of Desi and Denise Harris • Brothers: Devontess & Desi Jr.

Played three years at Southern Miss (82 games with 43 starts) and helped Southern Miss post a 28-5 record, win the Sun Belt regular-season title and earn an NIT berth in 2023 ... Was at Southwest Mississippi CC as a freshman, playing just two games before suffering a season-ending injury.

2022-23 (Senior at Southern Miss):

Had a break-out season ... In his first two seasons, scored just 166 points with 172 rebounds then scored 248 points with 159 rebounds in year three alone ... Also had his best year shooting from the field at 56.2 percent ... Played in 28 games with 22 starts. Recorded his first three career double-doubles ... First, scored 11 points with 10 rebounds versus Arkansas State ... Later, had back-to-back double-doubles ... In the regular-season finale at Texas State, had 14 points and 11 boards ... Followed that with an 18-point, 12-rebound performance versus South Alabama in the Sun Belt Conference tournament ... Scored a career-high 22 points at Arkansas State, making 1-of-15 from the field, and added eight rebounds ... Grabbed a career-high 14 rebounds, including a career-high nine defensive boards, versus Georgia Southern ... Just missed a double-double as he scored nine points.

2021-22 (Junior at Southern Miss):

Appeared in 32 games with 13 starts ... Posted a season highs with 12 points and seven rebounds against UAB (3/2) ... Scored 10 points against FAU (2/5) ... Dished out a career-high three assists against Rice (2/26) ... Started both games at the Conference USA Tournament in Frisco, Texas.

2020-21 (R-Sophomore at Southern Miss):

Appeared in 22 of the team's 25 games, earning eight starts ... Had a career-high six offensive rebounds versus UL Monroe. Pulled down 10 boards apiece against William Carey, ULM and Loyola, the latter two coming in consecutive games ... Scored a season-high 12 points on 6-of-7 shooting in 84-54 win over Middle Tennessee ... Went 16-for-26 at the foul line for the season, including 5-for-5 against UTEP and 4-of-4 at UTSA.

2019-20 (Sophomore at Southern Miss):

Redshirted due to knee injury.

Prior to Southern Miss:

Played two games at Southwest Mississippi CC (Fall 2018) before suffering a season-ending injury ... Averaged 13 points and 11.5 rebounds in that span ... Enrolled at USM for the Spring 2019 semester ... **High School:** Helped Columbus HS to MHSAA 6A titles as a sophomore and senior, earning game MVP honors in his final season after scoring 20 of his 26 points in the second half ... As a senior, he averaged 12.4 points, 5.5 rebounds, 1.8 assists and 1.2 steals per game.



DOUBLE-DOUBLES (3)

SENIOR (at Southern Miss)	(3)
01/26/23 • ARKANSAS STATE	11 pts 10 reb
02/24/23 • at Texas State	* 14 pts 10 reb
03/04/23 • vs South Alabama	* 18 pts 12 reb

* - Consecutive games

HARRIS' PERSONAL BESTS

POINTS	Career: 22	at Arkansas State (01/23/23)
FG MADE	Career: 10	at Arkansas State (01/23/23)
FG ATTEMPTED	Career: 15	at Arkansas State (01/23/23)
3-POINT FG MADE	Career: --	
3-PT FG ATTEMPTS	Career: 1 (2x)	LAST at Liberty (11/18/22)
FT MADE	Career: 5 (2x)	LAST vs UTEP (02/19/22)
FT ATTEMPTED	Career: 7	vs UAB (02/02/22)
REBOUNDS	Career: 14	vs Georgia Southern (02/18/23)
ASSISTS	Career: 3	at Rice (02/26/22)
STEALS	Career: 3	vs UL Monroe (12/19/20)
BLOCKED SHOTS	Career: 1 (12x)	LAST vs South Alabama (03/04/23)
MINUTES	Career: 37:35	vs South Alabama (03/04/23)



DENIJAY HARRIS CAREER STATISTICS

Year	GP	GS	Min	Avg	FG	FGA	Pct	3FG	3FGA	Pct	FT	FTA	Pct	Off	Def	Tot	Avg	PF	FO	Ast	TO	Blk	Stl	Pts	Avg
2020-21 (USM)	22	8	376	17.1	29	60	.483	0	1	.000	16	26	.615	31	66	97	4.4	25	0	9	21	2	13	74	3.4
2021-22 (USM)	32	13	458	14.3	36	78	.462	0	0	.000	20	34	.588	21	54	75	2.3	45	0	20	32	5	14	92	2.9
2022-23 (USM)	28	22	676	24.1	104	185	.562	0	1	.000	40	59	.678	52	107	159	5.7	33	0	17	44	5	16	248	8.9
CAREER	82	43	1510	18.4	169	323	.523	0	2	.000	76	119	.639	104	227	331	4.0	103	0	46	97	12	43	414	5.0



8 CHANDLER LAWSON

F • 6-8 • 210 • Grad. Sr. (1) || Memphis, Tenn. (Woodside HS / Memphis)

@chandlerlawson0

@chandlerlawson_

2023-24 is his final year of collegiate eligibility • Graduated from Memphis (2023) - Interdisciplinary Studies
Pursuing a second undergraduate degree from Arkansas in Arts & Sciences
Born on Oct. 3, 2000, in Memphis, Tenn. • Son of Keelon & Dedra Lawson

Brothers: K.J. (Memphis, Kansas, Tulane), Deric (Memphis, Kansas) & Jonathan (Memphis, Creighton). Sisters: Kristian & Daiyanas

A four-time high school champion and has played in three NCAA Tournaments, Lawson played his first two seasons at Oregon before returning home to pay for the Memphis Tigers. He has played 111 career games with 44 starts and scored 483 points with 398 rebounds.

2022-23 (Senior at Memphis):

One of only three Tigers to play all 35 games, drawing 24 starts for an average of 19.5 minutes per game ... Averaged 5.0 points and ranked second on the team by averaging 4.5 boards ... Shot 56.7 percent overall (68-120), the third-highest clip on the Tigers, and went 7-of-14 from long distance - six of which came in his final eight outings ... Reached double figures three times including a season-high 12 points against SMU ... Hauled in 5+ rebounds in 16 games while tying his career high with 12 boards at SMU ... Recorded season highs of four assists and four blocks at Tulane ... Had a career-high three steals against UCF.

2021-22 (Junior at Memphis):

Appeared in 14 games, missing 12 games due to injury ... Had a season-high six rebounds versus Tulane and at SMU ... Blocked three shots versus East Carolina, going 4-of-6 at the line and playing a season-best 19 minutes.

2020-21 (Sophomore at Oregon):

Played in all 28 games, starting eight ... Shot 51.0 percent from the field (50-of-98) ... Keyed the press in Oregon's comeback win over UCLA (3/3) ... Scored a season-high nine points at Stanford ... Made key free throws late as part of his seven points in Oregon's win against Colorado ... Tied career high with five assists versus Washington.

2019-20 (Freshman at Oregon):

The only Duck freshman to appear in all 31 games, starting the final 12 contests of the season ... Averaged 4.5 points and 3.9 rebounds per game ... Shot 51.9 percent from the field (56-of-108) ... Led Oregon in rebounding (six) and assists (five) at Arizona State ... Made his first career start against USC, scoring nine points and grabbing five rebounds in a career-high 44:51 minutes ... Recorded first career double-double with a season-highs of 16 points and 12 rebounds in 28 minutes off the bench at Washington ... Led the team with eight rebounds while scoring eight points on 4-of-8 shooting at Utah ... Dished out a career-high five assists at Colorado and at Arizona State ... Grabbed a team-leading eight rebounds while scoring eight points versus Alabama State ... Led the team in rebounds with nine while scoring eight points against Boise State.

High School:

Four star recruit with a scout grade of 86 according to ESPN ... Ranked as the No. 58 recruit in ESPN's top 100 for the class of 2019 ... Listed as the nation's 14th best power forward by 247sports.com ... Won three straight TSSAA AAA state championships with Memphis East High School before claiming his fourth-straight high school state title in 2018-19, helping Wooddale High School win its first state title ... Scored 16 points and grabbed 11 rebounds to lead Wooddale to a victory in the 2019 Class AA state championship game ... Led his high school team to a 33-4 record his senior season ... Named MVP of the TSSAA Boys Basketball State Tournament ... Scored in 11 points, grabbed 16 rebounds and recorded two assists in the 2018 state championship game en route to victory for Memphis East ... Earned TSSAA AAA most valuable player honors as a sophomore ... Transferred to Wooddale High School for his final high school season where he was coached by his father Keelon Lawson ... Played in 11 games in the Nike EYBL circuit for the Bluff City Legends, averaging 12.4 points per game, 8 rebounds per game and 2.4 assists per game.



DOUBLE-DOUBLES (1)

FRESHMAN (at Oregon) (1)
01/18/20 • at Washington 16 pts 12 reb

LAWSON'S PERSONAL BESTS

- POINTS**
Career: 16 at Washington (01/18/20)
- FG MADE**
Career: 7 at Washington (01/18/20)
- FG ATTEMPTED**
Career: 12 at Washington (01/18/20)
- 3-POINT FG MADE**
Career: 2 vs Houston (03/05/23)
- 3-PT FG ATTEMPTS**
Career: 3 vs Houston (03/05/23)
- FT MADE**
Career: 5 vs Colorado (02/18/21)
- FT ATTEMPTED**
Career: 7 vs Colorado (02/18/21)
- REBOUNDS**
Career: 12 (2x) LAST at SMU (03/02/23)
- ASSISTS**
Career: 5 (3x) LAST vs Washington (02/06/21)
- STEALS**
Career: 3 vs UCF (02/16/23)
- BLOCKED SHOTS**
Career: 4 at Tulane (01/01/23)
- MINUTES**
Career: 44:51 vs Southern Cal (01/23/20)



CHANDLER LAWSON CAREER STATISTICS

Year	GP	GS	Min	Avg	FG	FGA	Pct	3FG	3FGA	Pct	FT	FTA	Pct	Off	Def	Tot	Avg	PF	FO	Ast	TO	Blk	Stl	Pts	Avg
2019-20 (ORE)	31	12	604	19.5	56	108	.519	1	1	1.000	26	40	.650	40	81	121	3.9	56	0	41	25	14	21	139	4.5
2020-21 (ORE)	28	8	507	18.1	50	98	.510	4	11	.364	18	36	.500	25	58	83	3.0	45	1	22	22	12	14	122	4.4
2021-22 (UM)	17	0	140	8.2	9	19	.474	0	2	.000	9	19	.474	8	29	37	2.2	12	0	8	7	9	7	27	1.6
2022-23 (UM)	35	24	683	19.5	68	120	.567	7	14	.500	32	52	.615	47	110	157	4.5	77	0	27	34	19	25	175	5.0
CAREER	111	44	1934	17.4	183	345	.530	12	28	.429	85	147	.578	120	278	398	4.0	190	1	98	88	54	67	483	4.2



ARKANSAS RAZORBACKS

MEET THE RAZORBACKS

JALEN GRAHAM



11 JALEN GRAHAM

F • 6-10 • 220 • 5th Yr Sr. (1) || Phoenix, Ariz. (Mountain Pointe HS / Arizona State)

@jalengrahamm5
@jalengrahamm

The 2023-24 season is his final year of collegiate eligibility
Major: Sociology
Born on April 4, 2001, in Le Grande, Ore.
The son Susie Graham. Brother: Devin. Twin Sister: Jenah

Joined the Razorback program after playing three seasons at Arizona State, where he was second team All-PAC 12 as a junior.

2022-23 (Senior at Arkansas):

Played in 31 games and scored 161 points, making 74-of-113 field goals ... His season FG% of .655 (74-of-113) ranks 7th on the school's single-season list ... Versus San Jose State, made a huge impact in playing 11:39 minutes – all in the second half ... Checked in at the 13:31 mark and the Hogs were up 14 ... Scored 11 points (4-of-5 FG and 3-of-3 FT) in his 11:39 minutes played and the Hogs led by 37 when he checked out (1:52 left) ... Added six rebounds ... Led the Razorbacks in scoring in the win over UNC Asheville ... Scored a season-high 16 points on 8-of-10 shooting (8 FG made was one shy of career high) ... Versus Alabama, tied for the team lead and tied his season high with 16 points (8-of-10 FG) ... Added five rebounds ... At Baylor, only scored four points, but had his most impactful game ... Produced season highs in rebounds (9), assists (4), steals (2) and minutes (24:27) and was a team-best +7 ... Helped Arkansas out-score the South Carolina bench, 20-4, with a team-best 16 points, tying a season-best or the third time ... Was 8-of-10 from the field ... In the win over Florida, scored a career-high 26 points (also his first career 20-point game), going a career-best 12-of-15 from the field ... Added an SEC-best seven rebounds and tied his season high with two blocked shots ... Down five early, came off the bench to score six quick points to get the Hogs to within one (15-14) ... Later, score eight of the Hogs' final 12 points in the first half for a 37-31 lead at the break ... Led Arkansas with 14 second-half points ... At Alabama, had a season-high three blocked shots ... Was 2-of-2 from the field versus UConn in the Sweet 16 with four rebounds, a steal and a blocked shot.

2021-22 (Junior at ASU):

Voted **second team All-PAC-12** as he scored 287 points - over half his career total - and dished out 50 of his 70 career assists while getting 23 of his 38 career steals ... In particular, closed the season playing his best basketball ... Over the final 18 games, scored in double figures 13 times and grabbed at least five rebounds 12 times ... While ASU was just 14-17 for the year, Graham's play helped the Sun Devils go 7-2 to close the season, including a one-point loss to Stanford in the PAC-12 Tournament ... Overall, played in 73 career games, including 43 starts, with the Sun Devils and tallied 546 career points (7.0 avg.) with 315 career rebounds (4.4 avg.) ... Additionally recorded 90 blocked shots (1.2 per game) ... Played in 29 games with 22 starts ... Ranked second on the team in rebounding (4.6 avg.) ... From Jan. 15 to Feb. 17 (11 games), led the team in rebounds seven times ... Overall, led the team in boards eight times ... Has five-plus rebounds in 12 of the final 18 games, including seven straight games to start the stretch ... Had 14 games of double-figure points including 13 of the final 18 games ... Posted a double-double in an overtime win at UCLA with 16 points and 10 rebounds while adding career-high six assists ... Also played a career-high 39:36 ... Scored a career-high 19 points (9-of-14 FG) at Southern Cal ... Led the team in both scoring (16) and rebounds (5) vs. Colorado ... Duplicated the feat with 18 points and nine rebounds in a home win over Oregon ... Had 16 points (5-6 FG and tying career highs with 6-8 FT) in the regular-season finale win over Stanford ... Turned away a season-best four blocked shots in a home win over Cal.

2020-21 (Sophomore at ASU):

Played in 21 of 25 games (started in 19), missing multiple games due to mononucleosis ... Ranked third in the PAC-12 (63rd in the NCAA) in blocked shots (1.62) ... Had 34 total rejections ... Team's leading rebounder in seven games ... Had nine games of double-figure points and three double-figure rebounding games ... Had three double-doubles - at Arizona (14 pts and 11 rebs), vs. Oregon State (14 pts and 11 rebs) and vs. Washington State (11 pts and 12 rebs) - to lead the team ... His 12 boards at Washington State marked a career high as were his six offensive rebounds ... The 14 points at Arizona and vs. Oregon State were season highs ... Nine of his 11 rebounds vs Oregon State were on the defensive end, which marked a career high.

2019-20 (Freshman at ASU):

Played in 28 games, starting in two, and averaged 10.9 minutes per game ... Shot 42-of-61 from the field (.689) ... Had 29 blocked shots, which was the fourth-most by an ASU freshman ... Second on the team with 34 offensive rebounds and 29 blocks ... Started the first two games of the year with Romello White sidelined ... Season high of 10 points in a win over Central Connecticut State ... Seven rebounds (five offensive) in just 16 minutes in a come-from-behind win over Arizona on Jan. 25, 2020 ... Seven rebounds in win at Washington on Feb. 1 in just 16 minutes ... Helped lead ASU to a road win over San Francisco in just his seventh game with nine points in 14 minutes ... Season high five blocks in season opener vs. Colorado in China.

High School:

Averaged 15.2 points, 9.2 rebounds, 4.6 blocks and 2.4 assists in 19 games ... His scoring bests were 29 against Valley Vista and 25 points against Cesar Chavez while his high of 16 rebounds was in a win over Browne ... Led team to the 5A state quarterfinals.



DOUBLE-DOUBLES (4)

SOPHOMORE (at ASU)	(3)	
01/25/21 • at Arizona State	14 pts	11 reb
02/14/21 • at Oregon State	14 pts	11 reb
02/27/21 • WASHINGTON STATE	11 pts	12 reb

JUNIOR (at ASU)	(1)	
02/05/22 • UCLA	16 pts	10 reb

GRAHAM'S PERSONAL BESTS

POINTS		
Career: 26	vs Florida (02/18/23)	
SEC: 26	vs Florida (02/18/23)	

FG MADE		
Career: 12	vs Florida (02/18/23)	
SEC: 12	vs Florida (02/18/23)	

FG ATTEMPTED		
Career: 15	vs Florida (02/18/23)	
SEC: 15	vs Florida (02/18/23)	

3-POINT FG MADE		
Career: 1	vs Oregon (02/17/22)	
SEC: --		

3-PT FG ATTEMPTS		
Career: 2 (2x)	last vs Oregon (02/17/22)	
SEC: 1 (2x)	LAST vs Florida (02/18/23)	

FT MADE		
Career: 6 (2x)	last vs Stanford (03/05/22)	
SEC: 2	vs Florida (02/18/23)	

FT ATTEMPTED		
Career: 8 (2x)	last vs Stanford (03/05/22)	
SEC: 5	at Auburn (01/07/23)	

REBOUNDS		
Career: 12	vs Washington State (02/27/21)	
SEC: 7	vs Florida (02/18/23)	

ASSISTS		
Career: 6	vs UCLA (02/05/22)	
SEC: 2	vs Georgia (02/21/23)	

STEALS		
Career: 3 (3x)	last at Southern Cal (01/24/22)	
SEC: 2	at Kentucky (02/07/23)	

BLOCKED SHOTS		
Career: 5	vs Colorado (11/08/19)	
SEC: 3	at Alabama (02/25/23)	

MINUTES		
Career: 39:36	vs UCLA (02/05/22)	
SEC: 26:59	vs Florida (02/18/23)	

JALEN GRAHAM CAREER STATISTICS

Year	GP	GS	Min	Avg	FG	FGA	Pct	3FG	3FGA	Pct	FT	FTA	Pct	Off	Def	Tot	Avg	PF	FO	Ast	TO	Blk	Stl	Pts	Avg
2019-20 (ASU)	28	2	304	10.9	42	61	.689	0	0	.000	5	14	.357	34	43	77	2.8	49	0	11	21	29	6	89	3.2
2020-21 (ASU)	21	19	512	24.4	72	131	.550	0	1	.000	26	45	.578	37	69	106	5.0	68	4	9	27	34	9	170	8.1
2021-22 (ASU)	29	22	682	23.5	124	255	.486	1	18	.056	38	72	.528	35	97	132	4.6	85	2	50	52	27	23	287	9.9
2022-23 (ARK)	31	0	290	9.4	74	113	.655	0	3	.000	13	35	.371	23	47	70	2.3	38	0	14	35	14	12	161	5.2
CAREER	109	43	1788	16.4	267	560	.477	1	22	.045	82	166	.494	129	256	385	3.5	240	6	84	135	104	50	617	5.7





12 TRAMON MARK

Pronounced: Truh-Mon

G • 6-6 • 185 • Jr. (3) // Dickinson, Texas (Dickinson HS / Houston)

Including 2023-24, has THREE years of collegiate eligibility
Major: Sociology

Born on Sept. 30, 2001, in Nassau Bay, Texas • Son of Truitt and Vertresa Mark
Brother: Ivery. Sister: Chloe

@realbuckets11

@tramonmark

Played 76 games with 41 starts in two-plus seasons at Houston, seeing action in just seven games in 2021-22 due to a season-ending shoulder injury ... Played in all 32 games as a freshman, averaging 7.8 points and 3.0 rebounds, as the Cougars reached the NCAA Final Four ... In 2022-23, he started all 31 games and averaged 10.1 points and 4.9 rebounds as the top-seeded Cougars reached the NCAA Sweet 16 ... In fact, he scored a career-high 26 points versus Auburn to put Houston in the Sweet 16.

2022-23 (R-Sophomore at Houston):

American Athletic Conference Honor Roll (Jan. 2, 2023) ... Was one of two Cougars to start all 37 games in leading top-ranked Houston to the Sweet 16 ... Finished fourth on the team with 10.1 points per game and added 4.9 rebounds per contest... Ranked 11th in The AAC with a 77.6 free throw percentage ... Named to the 2022 Cougar Classic All-Tournament Team ... Led all players with 23 points on 8-of-12 shooting from the field and 6-of-6 from the free throw line in a home win over Oral Roberts ... Posted 16 points with five rebounds and six assists in a home win over Norfolk State ... Dished out five assists with three steals in a home win over McNeese ... Led all players with 19 points on 6-of-9 shooting from the field and grabbed six rebounds with an assist, steal and blocked shot in a home win over UCF ... Finished with 10 points, five rebounds, five assists, two steals and a blocked shot in a road win at Cincinnati ... Just missed a double-double in back-to-back games, First, had nine points with nine rebounds in home win over Tulsa (2/8) ... Then, had 11 points with nine rebounds in a road win at SMU (2/16) ... Finished with 13 points on 5-of-7 shooting and grabbed three rebounds with a game-high four steals in a home win over Tulane ... Posted 20 points with nine rebounds and three assists in a road win at East Carolina ... Tied for team lead with 16 points on 6-of-10 shooting and grabbed eight rebounds with two steals and a block in a win at Memphis ... At the American Championship: scored eight points with five rebounds and three assists in a semifinal win over Cincinnati ... Scored 10 points with eight rebounds and added two steals in the title game vs. Memphis ... At the NCAA Tournament: poured in a career-high 26 points on 9-of-17 shooting and grabbed nine rebounds with a steal in the second-round win over Auburn... Scored 14 points with five rebounds, an assist and steal in the Sweet 16 loss to Miami.

2021-22 (Sophomore at Houston):

Received a medical redshirt for the 2021-22 season... Competed in seven games before being sidelined for the rest of the season with a shoulder injury in mid-December, having surgery on Dec. 22 ... Made his season debut in game four at the Maui Jim Maui Invitational ... Finished with five points, a rebound, an assist and a steal against Butler ... Scored eight points with a pair of rebounds against Wisconsin in the semifinals ... Posted six points with four assists and two steals in Maui Jim Maui Invitational third-place win over Oregon ... Totaled 12 points on 5-of-9 shooting with four rebounds and four assists in a win over Northwestern State ... Led all players with a season-high 22 points on 7-of-11 shooting and grabbed four rebounds with four assists and a pair of steals in a home win over Bryant ... Had a game-high 18 points on 5-of-9 shooting from the field and 7-of-7 shooting from the free throw line with four rebounds, three assists and three steals in the win over Alcorn State.

2020-21 (Freshman at Houston):

One of only two players to compete in every game as Houston advanced to the Final Four ... Made his collegiate debut a memorable one, scoring 22 points, thanks to 5-of-8 shooting from the field and 10-of-13 from the free throw line versus Lamar ... Added eight rebounds ... Named AAC Freshman of the Week in back-to-back weeks (Nov. 30, 2020 and Dec. 7, 2020) ... First, made his first career start against South Carolina and finished with 18 points, thanks to 9-of-12 shooting from the free throw line with four rebounds and a pair of steals ... Second, totaled 12 points with two rebounds, four assists and three steals in an AAC-opening win over Temple ... Recorded 11 points with six rebounds and three steals in a win over Tulsa ... Finished with 16 points on 6-of-12 shooting from the field and grabbed five rebounds with three assists in win at Tulane ... Scored 22 points with six rebounds, three assists and three steals in the win over Our Lady of the Lake ... Had 12 points, six rebounds and three assists in the win over Cincinnati ... Banked in a near halfcourt heave at the buzzer to break a tie and lift the Cougars to a 67-64 win over Memphis in the regular-season finale... Finished with eight points, four rebounds and two blocked shots against the Tigers.

At the American Championship: Scored eight points with four rebounds and seven assists in a championship win over Cincinnati. NCAA Tournament: Scored 15 points on 5-of-10 shooting and grabbed three rebounds with two assists and three steals in the first-round win over Cleveland State ... Converted an old-fashioned, three-point play in the second-round win over Rutgers ... With 24 seconds left, grabbed an offensive rebound and lay it up and in to tie the game then drilled the ensuing free throw to give Cougars the lead for good.

High School:

4-star recruit by Rivals, ESPN and 247Sports ... Was No. 67 nationally in ESPN 100 ... Ranked as No. 6 player in the state of Texas by 247Sports ... As a senior, averaged 29.3 points, 6.4 rebounds, 3.7 assists and 2.2 steals per game ... Led Gators to UIL Class 6A state semifinals before the season was canceled ... Named to Texas All-State First Team presented by Suddenlink ... Scored 57 points win over Cy-Creek High School to set McDonald's Texas Invitational scoring record ... Competed at the NBA Top 100 Camp in Charlottesville in the summer and led that event in assists ... Scored 27 points in playoff win over Atascocita High School to lead Gators to Region III-6A Tournament for the first time in school history ... As a junior, named to Texas Association of Basketball Coaches Class 6A All-State Team ... Earned place on Houston Chronicle All-Greater Houston First Team ... Averaged 26.5 points, 4.7 rebounds, 4.0 assists and 2.2 steals per game ... Scored 52 points in 79-61 win over Manvel High School ... Finished with 36 points in a win over Clear Lake High School ... Totaled 23 points and 12 rebounds in a win over Clear Creek High School ... As a sophomore, named District 24-6A Offensive Most Valuable Player ... Averaged 18.6 points, 6.4 rebounds 3.3 assists and 2.3 steals per game ... Scored 26 points and grabbed five rebounds in a win over Clear Springs High School ... As a freshman, recognized as District 24-6A Newcomer of the Year Posted 15.1 points, 4.3 rebounds, 2.6 assists and 2.3 steals per game.



MARK'S PERSONAL BESTS

POINTS	Career: 26	vs Auburn (03/18/23)
FG MADE	Career: 9 (2x)	LAST vs Auburn (03/18/23)
FG ATTEMPTED	Career: 17 (2x)	LAST vs Auburn (03/18/23)
3-POINT FG MADE	Career: 3	vs Tulane (02/22/23)
3-PT FG ATTEMPTS	Career: 8	vs South Carolina (12/05/20)
FT MADE	Career: 10	vs Lamar (11/25/20)
FT ATTEMPTED	Career: 13	vs Lamar (11/25/20)
REBOUNDS	Career: 9 (4x)	LAST vs Auburn (03/18/23)
ASSISTS	Career: 7	vs Cincinnati (03/14/21)
STEALS	Career: 4	vs Tulane (02/22/23)
BLOCKED SHOTS	Career: 2 (3x)	LAST vs Tulsa (02/08/23)
MINUTES	Career: 36:54	at Virginia (12/17/22)



TRAMON MARK CAREER STATISTICS


Year	GP	GS	Min	Avg	FG	FGA	Pct	3FG	3FGA	Pct	FT	FTA	Pct	Off	Def	Tot	Avg	PF	FO	Ast	TO	Blk	Stl	Pts	Avg
2020-21 (UH)	32	4	642	20.1	85	224	.379	19	73	.260	62	81	.765	24	71	95	3.0	55	1	55	37	5	30	251	7.8
2021-22 (UH)	7	0	143	20.4	25	55	.455	5	18	.278	16	17	.941	3	14	17	2.4	17	0	17	10	2	10	71	10.1
2022-23 (UH)	37	37	1088	29.4	128	328	.390	29	119	.328	80	102	.784	47	134	181	4.9	71	1	67	45	15	39	375	10.1
CAREER	76	41	1873	24.6	238	607	.392	63	210	.300	158	200	.790	74	219	293	3.9	143	2	139	92	22	79	697	9.2



ARKANSAS RAZORBACKS

MEET THE RAZORBACKS

MAKHI MITCHELL



15 MAKHI MITCHELL

Pronounced: Ma-KAI

F/C • 6-10 • 240 • 5th Yr Sr. (1) || Washington, D.C. (Woodrow Wilson HS / Rhode Island)

@mothekid03

@thats_khi

The 2023-24 season is his final year of collegiate eligibility
Major: Sociology
Born on Jan. 31, 2000, in Washington, D.C.
Son of Maria Mitchell • Has a twin brother (Makhel) that plays at Little Rock

Joined the Razorback squad with his twin Makhel for 2022-23 after playing two seasons at Rhode Island and one at Maryland ... Has one season of eligibility remaining ... Has a twin brother, Makhel, that plays at Little Rock ... Is the older of the twins by two minutes.

2022-23 (Senior at Arkansas):

His season FG% of .662 (104-of-157) ranks 4th on the Razorback single-season list ... 1 of 4 Hogs to play all 36 games in 2022-23 ... Started 31 games ... Averaged 7.0 points and 5.7 rebounds ... Had 3 double-digit rebound games: 14 vs UNC Greensboro, 12 at LSU & 10 vs Florida ... Added 9 other gms with at least 7 rebounds ... Led the team with 49 blocked shots ... Ranked fifth in the SEC in blocks (1.36 avg.) ... In the postseason (SEC/NCAA), was 19-of-26 from the field (.731) ... In the season opener versus North Dakota State, made 4-of-5 FG and tied his career high with three steals ... In the win over Troy, was a bright spot in the first half with 10 points and nine rebounds as the Hogs trailed 33-31 ... Finished with 14 points (6-of-8 FG) with nine rebounds and three blocked shots ... Had his first double-double as a Razorback versus UNCG with 13 points (4-of-5 FG; 5-of-7 FT) and 14 rebounds (all defensive) ... Added a season-high four blocked shots with two steals ... In the Oklahoma win, had 10 points and a game-high six rebounds with a steal and two blocked shots ... Handed out a season-high four assists ... At LSU, had 12 rebounds and eight points with three blocked shots ... Held KJ Williams to just 8 points (Williams entered the game averaging 19.3 ppg) ... At Vanderbilt, just missed a double-double with 11 pints and 8 rebounds ... Took and made his only 3-point shot of the year ... At Missouri, tied for the team lead with nine rebounds ... Made 5-of-6 at the line ... In the home win over LSU, scored 10 points and led the team with eight rebounds ... For the second time vs LSU this season, had three blocked shots ... Grabbed a game-high nine rebounds and added two assists in the win at Kentucky ... At Texas A&M, led Arkansas with nine rebounds and scored 11 points (4-of-4 FG, 3-of-4 FT) ... Added two blocked shots ... Posted his second double-double as a Razorback with 10 points and 10 rebounds versus Florida ... Was a team-best +27 in 20 minutes played ... Scored a team-best six points in a 17-4 run to open the second half ... In the SEC Tournament win over Auburn, came off the bench and scored 12 points (5-of-7 FG) ... Made two big layups late (4:29 and 1:54) ... In the SEC quarterfinals versus Texas A&M, scored 15 points, going 6-of-6 from the field with five dunks, and 3-fo-4 at the line ... Tied for the team lead with six rebounds ... Led the team and tied his season high with three steals ... Tied for the team lead and tied his season high with four blocked shots.

2021-22 (Junior at Rhode Island):

Led Rhode Island with 7.3 rebounds per game while ranking second on the squad in points (9.9) and blocked shots (1.39) ... Additionally ranked ninth in the Atlantic-10 in rebounding and 10th in blocked shots ... Also ranked sixth in the A-10 (88th in the NCAA) in defensive rebounds per game (5.65) ... Tallied seven double-doubles to rank sixth in the A-10 ... Had his first double-double of the year with 13 points and a career-high 18 rebounds against Bryant (11/12) ... Double-double #2 on the year included 10 points and 12 rebounds against Georgia State (11/27) ... Got his third double-double with 16 points and 10 rebounds at Milwaukee (12/13) ... Recorded his fourth double-double of the season with 12 points and 11 rebounds at Dayton (1/28) ... Had his fifth double-double of the year, getting 13 points, 13 rebounds, six assists and four blocks against Massachusetts (2/5) ... Pumped in 16 points with 11 rebounds vs Davidson (2/12) to collect his sixth double-double ... Double-double #7 featured 13 points and 11 rebounds at George Washington (2/19) ... Pulled down 12 rebounds with nine points, two blocked shots and two steals against Richmond (1/25) ... Grabbed 10 rebounds, scored four points and had two steals against George Washington (1/22) ... Dished out a career-high eight assists to go with seven points, four rebounds and two blocks at Massachusetts (1/15) ... Scored 19 points, grabbed eight rebounds and blocked two shots against American International (1/2).

2020-21 (Sophomore at Rhode Island):

Appeared in seven games, with two starts, before suffering a season-ending knee injury at Western Kentucky (12/13) ... Averaged 5.9 points and 4.9 rebounds per game ... Recorded his first career double-double with 11 points and 11 rebounds against Seton Hall (12/2) ... Made a career-best seven free throws (on eight attempts) versus South Florida (11/28).

2019-20 (Freshman at Maryland):

Was only at Maryland for the fall semester (2019) before transferring to Rhode Island in the spring (2020) ... Appeared in 12 games with the Terrapins, making five starts ... Averaged 3.0 points and 3.3 rebounds in 9.3 minutes per game ... Had a season-high 12 points and eight rebounds against George Mason (11/22) ... Made his collegiate debut, scoring six points and grabbing three rebounds against Holy Cross.

High School

Rated a 4-star recruit via 247, ESPN, and Rivals ... Ranked the No. 2 player in Washington, D.C. via 247 ... Ranked the No. 11 center nationally via Rivals ... Ranked the No. 52 player overall via Rivals ... Ranked No. 64 in the ESPN Top 100 ... Named the Under Armour Association Defensive Player of the Year in August ... Led the UAA in blocks ... Won the International Youth Basketball Spectacular with Montverde Academy (Fla.), scoring 20 points and grabbing 16 rebounds ... Coached at Woodrow Wilson by Angelo Hernandez ... Played AAU for DC Premier coach John Perry.



DOUBLE-DOUBLES (10)

SOPHOMORE (at URI)	(1)
12/02/20 • SETON HALL	11 pts 11 reb
JUNIOR (at URI)	(7)
11/12/21 • BRYANT	11 pts 18 reb
11/27/21 • GEORGIA STATE	10 pts 12 reb
12/13/21 • at Milwaukee	16 pts 10 reb
01/28/2 • at Dayton	12 pts 11 reb
02/05/22 • UMASS	13 pts 13 reb
02/12/22 • DAVIDSON	16 pts 11 reb
02/19/2 • at George Washington	13 pts 10 reb
SENIOR (at ARK)	(2)
12/06/22 • UNC GREENSBORO	13 pts 14 reb
02/18/23 • FLORIDA	10 pts 10 reb

MAKHI'S PERSONAL BESTS

POINTS	
Career: 19	vs American Int'l (01/02/22)
SEC: 11	at Vanderbilt (01/14/23)
FG MADE	
Career: 7 (2x)	last Am International (01/02/22)
SEC: 4	at Vanderbilt (01/14/23)
FG ATTEMPTED	
Career: 12	at VCU (02/08/22)
SEC: 7	at Vanderbilt (01/14/23)
3-POINT FG MADE	
Career: 1 (8x)	LAST at Vanderbilt (01/14/23)
SEC: 1	at Vanderbilt (01/14/23)
3-PT FG ATTEMPTS	
Career: 3	at Saint Joseph's (03/05/22)
SEC: 1	at Vanderbilt (01/14/23)
FT MADE	
Career: 8	vs George Mason (11/22/19)
SEC: 5	at Missouri (01/18/23)
FT ATTEMPTED	
Career: 12 (2x)	last vs G. Washington (01/22/22)
SEC: 6 (2x)	LAST at Missouri (01/18/23)
REBOUNDS	
Career: 18	vs Bryant (11/21/21)
SEC: 12	at LSU (12/28/22)
ASSISTS	
Career: 8	at UMass (01/15/22)
SEC: 4	vs Georgia (02/21/23)
STEALS	
Career: 3 (5x)	LAST vs UNCA (12/21/22)
SEC: 1 (3x)	LAST vs Texas A&M (01/31/23)
BLOCKED SHOTS	
Career: 6	vs Saint Louis (03/03/22)
SEC: 3 (3x)	LAST vs Texas A&M (01/31/23)
MINUTES	
Career: 30:39	at Geo Washington (02/19/22)
SEC: 35:53	at LSU (12/28/22)

MAKHI MITCHELL CAREER STATISTICS

Year	GP	GS	Min	Avg	FG	FGA	Pct	3FG	3FGA	Pct	FT	FTA	Pct	Off	Def	Tot	Avg	PF	FO	Ast	TO	Blk	Stl	Pts	Avg
2019-20 (MD)	12	6	111	9.2	12	34	.353	0	0	.000	12	22	.545	10	29	39	3.3	19	0	2	8	8	2	36	3.0
2020-21 (URI)	7	2	112	16.1	12	26	.462	0	0	.000	17	28	.607	6	28	34	4.9	22	1	2	10	4	4	41	5.9
2021-22 (URI)	31	27	749	24.1	121	232	.522	7	23	.304	59	113	.522	50	175	225	7.3	91	2	48	87	43	30	308	9.9
2022-23 (ARK)	36	31	727	20.2	104	157	.662	1	1	1.000	43	66	.652	58	134	192	5.3	97	7	39	33	49	31	252	7.0
CAREER	86	66	1699	19.8	249	449	.555	8	24	.333	131	229	.572	124	366	490	5.7	229	10	91	138	104	67	637	7.4



ARKANSAS RAZORBACKS

MEET THE RAZORBACKS

JEREMIAH DAVENPORT



24 JEREMIAH DAVENPORT

G • 6-6 • 215 • Grad Sr. (1) || Cincinnati, Ohio (Hargrave Military (Va.) Acad. / Cincinnati)

@J24Davenport

@jaydav2x

2023-24 is his final year of collegiate eligibility • Graduated from Cincinnati (2023) - Interdisciplinary Studies
Pursuing a second undergraduate degree from Arkansas in Arts & Sciences
Born on Sept. 24, 1999, in Cincinnati, Ohio • Son of the late Darren Davenport and Sheila Davenport
Brothers: Michael & Joshua. Sisters: Gabrielle, Naomi & Deborah.

Comes to Arkansas after playing four seasons at Cincinnati ... For his career, he played 109 games with 61 starts and averaged 9.7 points (1,060 total) and 4.2 rebounds while shooting 34.7% (205-590) from 3-point range and 78.4% (145-185) from the free throw line ... Comes from a basketball family with mother Sheila (Morehead State), father Darren (Alcorn State), brother Michael (St. Bonaventure, 2008-12), brother Joshua (Winthrop, 2013-17), sister Naomi (West Virginia, 2017-19) and sister Deborah (Northwest Florida, current) playing college basketball.

2022-23 (Senior at Cincinnati):

Appeared in all 36 games, starting the first 15 ... Averaged 9.1 points and 4.2 rebounds over 25.6 minutes per game ... Posted 13 double-figure scoring games overall ... Was 18th in the AAC in defensive rating and 19th in plus/minus ... Saw a 5.7 percent increase in 3-point shooting after taking on sixth-man role beginning Jan. 5 at Wichita State, snapping a 52-game streak of starts. Erupted for season-high 22 points (6-of-9 3PT) in that win over the Shockers ... Added 20 against Tulsa at home ... Became Cincinnati's 56th member of its 1,000-point club with a 15-point first half points at ECU, making all four of his deep balls in that process ... Finished with 19 against the Pirates ... Scored 19 versus Eastern Kentucky, 18 against South Florida and 16 in the first ECU matchup at home.

2021-22 (Junior at Cincinnati):

Started all 32 games he played, missing only the Bryant one due to injury ... Second on the team with 13.4 ppg while leading the team in rebounding (5.5) and three-point percentage (35.9) ... His 83 made triples were the most by a Bearcat since 2014 ... Made three or more triples in 18 games ... In the AAC, ranked second 3's attempted (231), third in 3's made (83), fourth in 3-point percentage (.359) and fifth in 3's made per game (2.29) ... Recorded three double-doubles including 19 points and 10 rebounds versus Tulane (1/1), 20 points and 11 rebounds versus Memphis (2.15) and 15 points with a career-high 12 rebounds at UCF (2/23). Scored 20-plus points six times, including career-highs of 24 against Temple and Tulsa, both at home ... Drilled seven treys twice, first at Memphis, helping the Bearcats to a FedEx Forum-record 16 makes, and the other time on nine attempts against Tulsa ... Was 4-for-8 from 3-point range while scoring 19 in the win over No. 14 Illinois ... Had a season-high three steals in regular-season finale at SMU.

2020-21 (Sophomore at Cincinnati):


Started 14 of 23 games, averaging 11.7 points, 5.0 rebounds, 1.7 assists and 0.8 steals in 28.5 minutes ... Led the Bearcats in scoring eight times, scoring in double figures 12 times, and led UC in rebounds seven times ... Hit three or more 3-pointers nine times ... Finished the season ranked among the AAC leaders in 3-pointers made (eighth at 2.1), 3-point field goal percentage (ninth at .378), field goal percentage (11th at .457), points (15th at 11.7), rebounds (17th at 5.0) and minutes played (21st at 28.5) .. Named to **AAC All-Tournament Team** after averaging 12.7 points and 6.0 rebounds with nine 3-pointers in three games ... Hit a season-high five 3-pointers, scoring 19 points, and had a season-high four steals versus SMU ... Added seven rebounds in the win ... Just missed a double-double with eight points and nine rebounds in a one-point win over Wichita State ... Scored 11 points in the loss to Houston in the championship game ... Was on the AAC Weekly Honor Roll after scoring a career-high 27 points vs. Tulane (2/26) on 10-of-16 shooting with four 3-pointers, five rebounds and five assists ... Registered his first career double-double with 18 points and 10 rebounds at SMU (1/7) ... Tallied 12 points, eight rebounds and six assists vs. Temple (2/12).

2019-20 (Freshman at Cincinnati):

Played in 18 games as a reserve, averaging 1.9 points and 1.0 rebounds in 6.8 minutes ... Underwent season-ending knee surgery on Mar. 2 ... Shot 76.5 percent (13-of-17) from the free throw line ... Scored a season-high eight points in 12 minutes against Memphis (2/13) ... Posted seven points and a season-best six rebounds in a season-high 16 minutes against Bowling Green (11/25). Tallied six points in 12 minutes against Alabama A&M (11/14).

High School:

Averaged 16.5 points, 7.4 rebounds and 2.1 steals while shooting 42 percent from three-point range at Hargrave Military Academy (Chatham, Va.) ... Helped guide the Tigers to a 35-3 overall mark last season while earning most valuable player honors at the Legacy Nissan Classic and National Prep Showcase ... Averaged 15.7 points, 6.2 rebounds and 2.1 assists and shooting 59 percent from the field as a senior at Moeller in 2017-18 ... Earned Greater Cincinnati Boys Basketball Player of the Year accolades, Greater Catholic League South Co-Player of the Year honors and was named an Ohio Division I Boys Basketball Third-Team selection by the Ohio Prep Sportswriters Association ... Helped lead the Crusaders to consecutive state championship game appearances as a junior and senior, winning the title in 2017-18 ... Moeller posted a 55-4 mark with Davenport playing varsity as a junior and senior, including a 27-3 record in 2017-18.



DOUBLE-DOUBLES (4)

SOPHOMORE (at Cincy)	(1)
01/07/21 • at SMU	18 pts 10 reb
JUNIOR (at Cincy)	(3)
01/01/22 • TULANE	19 pts 10 reb
02/15/22 • MEMPHIS	20 pts 11 reb
02/23/22 • at UCF	150 pts 12 reb

DAVENPORT'S PERSONAL BESTS

POINTS	Career: 27 vs Tulane (02/26/21)
FG MADE	Career: 10 vs Tulane (02/26/21)
FG ATTEMPTED	Career: 16 (2x) LAST vs East Carolina (02/26/21)
3-POINT FG MADE	Career: 7 (2x) LAST vs Tulsa (01/20/22)
3-PT FG ATTEMPTS	Career: 11 (2x) LAST vs Houston (03/11/22)
FT MADE	Career: 5 (6x) LAST vs Temple (02/20/22)
FT ATTEMPTED	Career: 9 vs Tulane (01/01/22)
REBOUNDS	Career: 12 at UCF (02/23/22)
ASSISTS	Career: 6 (2x) LAST vs Louisville (11/23/22)
STEALS	Career: 4 vs SMU (03/12/21)
BLOCKED SHOTS	Career: 2 (3x) LAST vs Temple (03/10/23)
MINUTES	Career: 37:16 vs Vanderbilt (03/04/21)



JEREMIAH DAVENPORT CAREER STATISTICS

Year	GP	GS	Min	Avg	FG	FGA	Pct	3FG	3FGA	Pct	FT	FTA	Pct	Off	Def	Tot	Avg	PF	FO	Ast	TO	Blk	Stl	Pts	Avg
2019-20 (UC)	18	0	122	6.8	10	30	.333	2	14	.143	13	17	.765	6	12	18	1.0	18	0	2	11	0	6	35	1.9
2020-21 (UC)	23	14	656	28.5	96	210	.457	48	127	.378	30	39	.769	29	86	115	5.0	42	0	39	42	3	19	270	11.7
2021-22 (UC)	32	32	861	26.9	144	366	.393	83	231	.359	58	76	.763	53	122	175	5.5	80	2	24	42	11	19	429	13.4
2022-23 (UC)	36	15	919	25.5	105	299	.351	72	218	.330	44	53	.830	38	113	151	4.2	60	2	53	24	11	27	326	9.1
CAREER	109	61	2558	23.5	355	905	.392	205	590	.347	145	185	.784	126	333	459	4.2	200	4	118	119	25	71	1060	9.7

21 CADE ARBOGAST

G • 6-3 • 175 • Grad. Sr. (1) || Concord, Calif. (De La Salle HS / Lane (Ore.) CC)

@cadedarbogast

@cadedarbogast

2023-24 is his final year of collegiate eligibility
 Graduated from Arkansas (2023) - B.S. in Communications
 Pursuing a second undergraduate degree from Arkansas in Arts & Sciences
 Born on August 23, 2000, in Walnut Creek, Calif. • Son of Peter and Carol Arbogast • Sister: Riley

Third-year walkon ... Was on scholarship for the spring semester of 2022s.

2022-23 (Junior at Arkansas):

Named to the 2022-23 SEC Winter Academic Honor Roll ... Played in nine games ... Scored his first collegiate points, a 3-pointer (1:32 in the second half) that blew the roof off Bud Walton Arena – in the San Jose State win.

2021-22 (Sophomore at Arkansas):

Came to Arkansas as a walkon but earned a scholarship on Jan. 21 ... Played in four games, including the NCAA second-round win over New Mexico State ... Grabbed three rebounds and added an assist in the win at Georgia.

Prior to Arkansas:

Played one season at Lane (Ore.) Community College and spent his true freshman season at the University of Oregon ... At Lane CC, Program played a COVID-shortened season ... Played in seven games, averaging nine points and shooting 45 percent from 3-point range ... High School: Earned second team All-East Bay Athletic League as a senior at De La Salle ... Played for head coach Justin Argenal, brother of former Razorback assistant Gus Argenal, at De La Salle ... Averaged 10 points, three rebounds and two assists while shooting 40 percent from 3-point range as a senior.



CADE ARBOGAST CAREER STATISTICS

Year	GP	GS	Min	Avg	FG	FGA	Pct	3FG	3FGA	Pct	FT	FTA	Pct	Off	Def	Tot	Avg	PF	FO	Ast	TO	Blk	Stl	Pts	Avg
2021-22	4	0	3	0.8	0	4	.000	0	2	.000	0	0	.000	2	1	3	0.8	0	0	1	0	0	0	0	0.0
2022-23	9	0	13	1.4	1	4	.250	1	4	.250	0	0	.000	0	1	1	0.1	1	0	0	0	0	0	3	0.3
CAREER	13	0	16	1.2	1	8	.125	1	6	.167	0	0	.000	2	2	4	0.3	1	0	1	0	0	0	3	0.2

45 LAWSON BLAKE

F • 6-10 • 240 • Jr. (2) || Fayetteville, Ark. (Link Year (Mo.) Prep)

@lawsonblake_

@lawson.blake

Including 2023-24, has TWO years of collegiate eligibility
Major: Exercise Science

Born on January 3, 2002, in San Antonio, Texas
Son of Larry and Allison Blake • Siblings: Carolina, Walker and Macey

Third-year walkon ... Participated in the SEC Leadership Council in the summer of 2023.

Named to the SEC First-Year Academic Honor Roll (2021-22) and the 2022-23 SEC Winter Academic Honor Roll.

Made the University's Chancellor's List (4.0 GPA) and the Department's Champions Honor Roll (4.0 GPA) for Fall 2022.

2022-23 (Sophomore):

Played in nine games ... Scored his first career points in the win over Georgia, converting an old-fashion, 3-point play with 27 seconds left ... Grabbed his first career rebound in the win over Fordham ... Had a career-high two boards versus UNC Asheville.

2021-22 (Freshman):

Made the team as a walkon ... Played in five games, including Arkansas' second-round NCAA Tournament win over New Mexico State.

Prior to Arkansas:

Reclassified for 2020-21 and played his senior season at Link Year Prep, the same prep school that produced Razorback All-America Mason Jones ... Averaged 13 points and seven rebounds at Link Year ... As a junior at Fayetteville HS, averaged four points and three rebounds to help the Bulldogs to a 21-9 record.



LAWSON BLAKE CAREER STATISTICS

Year	GP	GS	Min	Avg	FG	FGA	Pct	3FG	3FGA	Pct	FT	FTA	Pct	Off	Def	Tot	Avg	PF	FO	Ast	TO	Blk	Stl	Pts	Avg
2021-22	5	0	5	1.0	0	0	.000	0	0	.000	0	0	.000	0	0	0	0.0	0	0	0	0	0	0	0	0.0
2022-23	9	0	13	1.4	1	4	.250	0	0	.000	1	3	.333	1	3	4	0.4	1	0	0	1	0	0	3	0.3
CAREER	14	0	18	1.3	1	4	.250	0	0	.000	1	3	.333	1	3	4	0.3	1	0	0	1	0	0	3	0.2

6 LAYDEN BLOCKER

G • 6-2 • 175 • Fr. (4) || Little Rock, Ark. (Sunrise (Kan.) Christian Academy)

 @Laygoetit2

 @laygoetit

Including 2023-24, has FOUR years of collegiate eligibility

Major: Arts & Sciences

Born on July 2, 2005 in Memphis, Tenn.


Son of Lenard and Shrepre Blocker. Brothers: Landren and Langsten

The seventh-highest high school prospect Arkansas has signed by ESPN.

Publication	Rating	National	Position	State
Rivals	4 Star	24 Overall	7 PG	-
ESPN	4 Star	31 overall	10 PG	1 (Arkansas)
247SportsComposite	4 Star	35 overall	8 PG	2 (Kansas)
247Sports	4 Star	54 overall	10 PG	3 (Kansas)

Prior to Arkansas:

1 of 50 players named to the 2023 Jersey Mike's Naismith Boys High School Player of the Year watch list ... Was a McDonald's All-American finalist ... Averaged 12 points, three assists and two steals as a senior ... Helped #4 Sunrise reach the GEICO High School Nationals semifinals thanks to a 46-45 quarterfinal win over #1 Montverde (Fla.) Academy ... Participated in the National Basketball Players Association Top 100 camp and was named to its 10-man All-Star team ... Participated in the 2022 USA Basketball junior national team minicamp and according to ESPN's Jonathan Givony, "Blocker shined thanks to the energy he displayed defensively, combined with his speed, explosiveness and relentless scoring instincts" ... As a junior and despite playing with two All-Americans, Blocker averaged nine points, 1.3 steals, 3.7 rebounds and posted a 3-to-1 assist-to-turnover ratio for Sunrise Christian Academy (Belair, Kan.), which held down the top spot in the SB Live/SI Power 25 for most of the season ... Sunrise won the 2022 NIBC championship with a 57-52 win over IMG Academy ... Played for Bradley Beal Elite in the Elite Youth Basketball League (EYBL) this summer, which features some of the top high school basketball talent in the nation. He averaged 15.8 points per game, 5.8 rebounds, and 4.1 assists in 27 minutes per game ... Played at Little Rock Christian as a sophomore (2021) ... averaged 20 points, 5 rebounds, 3 assists and 2 steals per game ... All-Arkansas Preps Underclassmen selection by the Arkansas Democrat-Gazette in 2019.



10 BAYE FALL

F • 6-11 • 200 • Fr. (4) || Dakar, Senegal (Accelerated (Denver) Schools)

@thebayefall21

@3a4e_4all

Including 2023-24, has FOUR years of collegiate eligibility • Major: Arts & Sciences
Born on Dec. 27, 2003 in Guédiawaye, Senegal
Son of Malle Fall and Awa Ly • Brother: Take. Sister: Ndey.
Speaks French, Wolof, English, Spanish, German and dialects Jola-Fonyi, Mandinka, Mandjak, Pulaar, Serer and Soninke

The sixth-highest recruit Arkansas has signed by ESPN and eighth-highest by 247Sports Composite.

Publication	Rating	National	Position	State
247Sports	4 Star	28 overall	4 C	1 (Colorado)
ESPN	4 Star	29 overall	3 C	1 (Colorado)
247SportsComposite	4 Star	29 overall	4 C	1 (Colorado)
Rivals	4 Star	36 overall	4 C	--

Prior to Arkansas:

2023 McDonald's All-American at Denver's Accelerated Schools... Selected to play in the 2023 Nike Hoop Summit ... Played in the Grind Session All-Star Game ... During the 2023 Grind Session he Fall played in nine games, averaging 13.9 points, 7.7 rebounds and a team-high 1.7 blocks per game ... Averaged 13.9 points, 7.7 rebounds and 1.7 blocks per game as a senior ... Was a standout at the prestigious National Basketball Players Association top 100 camp in the summer of 2022 when he led the event in scoring with 14.9 points per game in seven games ... Had a camp-leading 9.4 rebounds per game and averaged an event-leading 4.9 offensive rebounds per game ... Joined fellow Arkansas signee Layden Blocker on the 10-man All-Star squad for the event ... Was co-MVP performance at the 2021 Pangos All-American Camp ... Played for the Colorado Hawks in the spring and summer under the direction of Hawks director Greg Willis, a Fort Smith native ... As a junior at Denver Prep Academy, averaged 14.3 points, 7.1 rebounds and 1.6 blocks per game ... As a sophomore a Lutheran HS (Parker, Colo.), was named to MaxPreps' sophomore All-American first team and earned the Class 3A State Player of the Year award ... Averaged 22.1 points, 10.0 rebounds and 3.2 blocked shots per game, guiding Lutheran to a 16-1 record and a class 3A state title ... Recorded 10 points, 11 rebounds and six blocks in the championship game against St. Mary's. ... MaxPreps Colorado Player of the Year ... As a freshman, averaged 19.0 points, 10.5 rebounds and 3.8 blocks per game while shooting 67 percent from the field at Lutheran ... Led school to an appearance in the class 3A state quarterfinals ... Earned second-team class 3A all-state and second team MaxPreps Freshman All-American honors.



ARKANSAS RAZORBACKS

MEET THE RAZORBACKS

PLAYER CAREER GAME-BY-GAME STATS

KHALIF BATTLE (CONTINUED)

2022-23 (R-JUNIOR AT TEMPLE)

Opponent	G/GS	Min	FG-A	3-A	FT-A	Rebounds	PF	A	TO	Bk	Stl	Pts	
Wagner	37:59	6-16	3-9	1-1	1-5	6	1	0	2	0	1	16	
Villanova	30:41	6-15	3-8	6-6	0-1	1	0	1	1	0	0	21	
Vanderbilt	18:56	0-5	0-4	2-2	0-2	2	1	0	0	0	0	2	
vs Rutgers	31:41	8-17	3-10	5-6	0-1	1	4	0	1	0	0	24	
vs St. John's	33:46	7-16	3-11	0-0	0-3	3	1	2	2	0	2	17	
vs Richmond	* 40:00	10-20	6-11	0-0	0-5	5	3	2	6	0	0	26	
Drexel	* 36:02	9-16	5-9	2-2	0-7	7	2	3	0	0	1	25	
at La Salle	* 25:31	8-15	4-8	2-2	0-1	1	4	1	3	0	0	22	
VCU	* 40:00	7-19	4-10	9-9	2-4	6	3	2	0	0	4	27	
Saint Joseph's	* 39:26	6-12	2-6	5-7	1-1	2	1	2	0	1	2	19	
at Penn	* 38:07	4-11	2-9	4-7	0-1	1	4	2	3	0	1	14	
at Ole Miss	* 40:00	4-17	2-7	5-5	0-5	5	3	1	2	0	2	15	
UMES	* 38:07	6-17	2-11	1-1	0-8	8	1	6	4	0	4	15	
at East Carolina	26:07	6-14	3-8	3-4	0-5	5	2	2	3	0	1	18	
Cincinnati	21:45	5-12	3-6	1-2	0-1	1	4	0	3	0	0	14	
at South Florida	29:03	4-11	2-5	5-6	1-3	4	1	1	5	0	1	15	
Tulane	31:32	7-15	4-10	3-3	1-3	4	2	4	2	1	1	21	
at Tulsa	32:36	5-17	3-14	0-0	0-4	4	1	3	4	0	0	13	
Memphis	31:51	2-14	1-10	1-2	0-4	4	3	2	2	0	0	6	
East Carolina	32:10	7-14	2-8	4-4	0-7	7	2	3	0	0	0	20	
at Houston	30:38	1-9	1-6	4-4	0-3	3	1	1	3	0	0	7	
South Florida	32:28	9-18	3-6	4-5	0-0	0	3	2	0	0	2	25	
at UCF	35:00	7-14	3-8	9-9	1-6	7	1	3	2	0	2	26	
Houston	35:36	6-12	4-7	8-8	0-1	1	1	2	4	0	0	24	
at SMU	31:41	8-16	5-10	6-6	0-3	3	3	2	3	1	1	27	
at Memphis	32:12	7-12	4-6	7-7	1-4	5	1	1	3	0	1	25	
Wichita State	17:14	0-4	0-3	0-0	0-0	0	0	1	2	0	0	0	
Tulsa	DNP												
at Cincinnati	DNP												
UCF	DNP												
at Tulane	DNP												
vs Cincinnati	DNP												
Totals	27/8	869	155-378	77-220	97-108	8-88	96	53	49	62	3	26	484

LAWSON BLAKE

2021-22 (FRESHMAN)

Opponent	GS	Min	FG-A	3-A	FT-A	Rebounds	PF	A	TO	Bk	Stl	Pts
Mercer	DNP											
Gardner-Webb	DNP											
UNI	DNP											
vs Kansas State	DNP											
vs Cincinnati	DNP											
Penn	DNP											
Central Arkansas	1:41	0-0	0-0	0-0	0-0	0	0	0	0	0	0	0
Little Rock	DNP											
Charlotte	DNP											
vs Oklahoma	DNP											
vs Hofstra	DNP											
Elon	0:46	0-0	0-0	0-0	0-0	0	0	0	0	0	0	0
at Mississippi State	DNP											
Vanderbilt	DNP											
at Texas A&M	DNP											
Missouri	1:04	0-0	0-0	0-0	0-0	0	0	0	0	0	0	0
at LSU	DNP											
South Carolina	DNP											
Texas A&M	DNP											
at Ole Miss	DNP											
West Virginia	DNP											
at Georgia	1:01	0-0	0-0	0-0	0-0	0	0	0	0	0	0	0
Mississippi State	DNP											
Auburn	DNP											
at Alabama	DNP											
at Missouri	DNP											
Tennessee	DNP											
at Florida	DNP											
Kentucky	DNP											
LSU	DNP											
at Tennessee	DNP											
LSU (SEC)	DNP											
Texas A&M (SEC)	DNP											
Vermont (NCAA)	DNP											
New Mexico St. (NCAA)	0:01	0-0	0-0	0-0	0-0	0	0	0	0	0	0	0
Gonzaga (NCAA)	DNP											
Duke (NCAA)	DNP											
Totals	0	5	0-0	0-0	0-0	0-0	0	0	0	0	0	0

2022-23 (SOPHOMORE)

Opponent	GS	Min	FG-A	3-A	FT-A	Rebounds	PF	A	TO	Bk	Stl	Pts	
North Dakota State	DNP												
Fordham	0:41	0-0	0-0	0-0	0-1	1	0	0	0	0	0	0	
South Dakota State	1:54	0-1	0-0	0-0	1-0	1	0	0	0	0	0	0	
vs Louisville	0:54	0-0	0-0	0-0	0-0	0	0	0	0	0	0	0	
vs Creighton	DNP												
vs San Diego State	DNP												
Troy	DNP												
San Jose State	1:52	0-0	0-0	0-0	0-0	0	0	0	1	0	0	0	
UNC Greensboro	DNP												
vs Oklahoma	DNP												
vs Bradley	0:43	0-0	0-0	0-0	0-0	0	0	0	0	0	0	0	
UNC Asheville	2:25	0-1	0-0	0-0	0-2	2	1	0	0	0	0	0	
at LSU	DNP												
Missouri	DNP												
at Auburn	DNP												
Alabama	DNP												
at Vanderbilt	DNP												
at Missouri	DNP												
Ole Miss	DNP												
LSU	DNP												
at Baylor	DNP												
Texas A&M	DNP												
at South Carolina	DNP												
at Kentucky	DNP												
Mississippi State	DNP												
at Texas A&M	DNP												
Florida	0:46	0-1	0-0	0-0	0-0	0	0	0	0	0	0	0	
Georgia	1:19	1-1	0-0	1-3	0-0	0	0	0	0	0	0	3	
at Alabama	DNP												
at Tennessee	DNP												
Kentucky	DNP												
vs Auburn (SEC)	DNP												
vs Texas A&M (SEC)	DNP												
vs Illinois (NCAA)	DNP												
vs Kansas (NCAA)	DNP												
vs UConn (NCAA)	1:23	0-0	0-0	0-0	0-0	0	0	0	0	0	0	0	
Totals	9/0	12	1-4	0-0	1-3	1-3	4	1	0	0	1	0	3



ARKANSAS RAZORBACKS

MEET THE RAZORBACKS

PLAYER CAREER GAME-BY-GAME STATS

TREVON BRAZILE

2021-22 (FRESHMAN AT MISSOURI)

Opponent	GS	Min	FG-A	3-A	FT-A	Rebounds	PF	A	TO	Bk	Stl	Pts	
Central Michigan	DNP	medical											
Kansas City	DNP	medical											
NIU	DNP	medical											
vs SMU	DNP	medical											
vs Florida State	DNP	medical											
Wichita State	DNP	medical											
Paul Quinn	DNP	medical											
at Liberty	DNP	medical											
Eastern Illinois	14:19	1-2	0-1	2-4	0-2	2	1	0	0	1	1	4	
at Kansas	19:54	3-4	2-3	2-2	0-1	1	1	1	1	2	0	10	
Utah	* 16:30	0-1	0-1	0-0	0-3	3	2	1	0	2	0	0	
vs Illinois	* 23:46	3-6	1-4	4-6	2-3	5	1	0	2	6	0	11	
at Kentucky	* 26:04	2-4	0-2	0-1	0-5	5	2	0	2	2	0	4	
Alabama	* 23:24	3-4	0-0	3-5	1-6	7	1	3	0	3	1	9	
at Arkansas	* 20:57	1-3	1-2	0-0	2-6	8	1	0	1	2	0	3	
Texas A&M	* 20:47	2-4	0-0	0-1	0-4	4	0	2	2	4	2	4	
at Ole Miss	* 16:12	3-4	1-1	0-0	0-1	1	2	0	4	2	0	7	
at Alabama	* 12:30	3-4	1-2	0-0	2-1	3	0	0	1	2	1	7	
Auburn	* 19:52	1-3	0-1	0-0	1-2	3	0	1	1	2	0	2	
at Iowa State	* 20:25	1-1	0-0	0-1	0-3	3	3	2	2	1	0	2	
Florida	* 20:03	2-5	0-0	3-4	0-4	4	1	1	2	0	1	7	
at Texas A&M	* 14:17	4-6	0-0	0-0	3-0	3	0	0	0	2	0	8	
at Vanderbilt	* 16:02	2-7	1-3	0-0	0-4	4	1	0	0	2	0	5	
Ole Miss	* 15:45	3-4	0-0	1-3	2-3	5	1	0	2	0	0	7	
Arkansas	* 26:11	4-8	0-3	0-0	1-7	8	3	2	1	1	0	8	
at Mississippi State	* 25:15	2-3	0-0	0-0	2-6	8	0	2	3	2	1	4	
Mississippi State	* 21:59	2-4	1-2	2-4	1-4	5	2	2	1	0	1	7	
Tennessee	* 25:17	1-3	0-1	3-4	1-4	5	1	0	0	2	0	5	
at LSU	* 28:23	5-9	1-2	0-0	2-3	5	4	0	0	0	1	11	
at South Carolina	* 25:57	4-6	0-1	1-2	1-8	9	0	0	0	1	1	9	
Georgia	* 28:09	3-7	1-2	1-2	5-5	10	3	0	1	4	0	8	
Ole Miss (SEC)	* 25:23	2-3	0-0	5-7	2-7	9	0	1	1	3	0	9	
LSU (SEC)	* 30:16	5-11	1-2	4-4	5-3	8	2	1	2	2	2	15	
Totals	22	507	57-105	10-31	27-46	28-92	120	30	18	27	46	10	151

TREVON BRAZILE (CONTINUED)

2022-23 (SOPHOMORE AT ARKANSAS)

Opponent	GS	Min	FG-A	3-A	FT-A	Rebounds	PF	A	TO	Bk	Stl	Pts	
North Dakota State	32:20	7-14	3-6	4-5	1-11	12	2	1	2	1	0	21	
Fordham	31:57	3-7	0-2	2-3	4-4	8	3	1	2	1	1	8	
South Dakota State	28:46	5-9	1-1	2-2	2-8	10	3	2	4	2	1	13	
vs Louisville	14:41	0-2	0-2	1-2	0-2	2	3	0	2	0	1	1	
vs Creighton	31:07	7-14	3-5	0-1	1-5	6	5	2	1	3	1	17	
vs San Diego State	40:05	6-14	3-8	5-8	0-9	9	3	0	1	0	2	20	
Troy	25:12	1-5	0-2	1-2	0-0	0	2	1	5	0	2	3	
San Jose State	29:43	8-9	1-2	6-8	0-5	5	2	2	2	2	1	23	
UNC Greensboro	9:04	0-3	0-1	0-0	1-1	2	0	0	1	2	0	0	
vs Oklahoma	DNP	Inj											
vs Bradley	DNP	Inj											
UNC Asheville	DNP	Inj											
at LSU	DNP	Inj											
Missouri	DNP	Inj											
at Auburn	DNP	Inj											
Alabama	DNP	Inj											
at Vanderbilt	DNP	Inj											
at Missouri	DNP	Inj											
Ole Miss	DNP	Inj											
LSU	DNP	Inj											
at Baylor	DNP	Inj											
Texas A&M	DNP	Inj											
at South Carolina	DNP	Inj											
at Kentucky	DNP	Inj											
Mississippi State	DNP	Inj											
at Texas A&M	DNP	Inj											
Florida	DNP	Inj											
Georgia	DNP	Inj											
at Alabama	DNP	Inj											
at Tennessee	DNP	Inj											
Kentucky	DNP	Inj											
vs Auburn (SEC)	DNP	Inj											
vs Texas A&M (SEC)	DNP	Inj											
vs Illinois (NCAA)	DNP	Inj											
vs Kansas (NCAA)	DNP	Inj											
vs UConn (NCAA)	DNP	Inj											
Totals	9/0	242	37-77	11-29	21-31	9-45	54	23	9	20	11	9	106



ARKANSAS RAZORBACKS

MEET THE RAZORBACKS

PLAYER CAREER GAME-BY-GAME STATS

JEREMIAH DAVENPORT

2019-20 (FRESHMAN AT CINCINNATI)

Opponent	G/GS	Min	FG-A	3-A	FT-A	Rebounds	PF	A	TO	Blk	Stl	Pts	
at Ohio State	4:22	0-0	0-0	3-3	1-1	2 4	0 0	0 0	0 0	0 0	0 3		
Drake	7:16	0-2	0-1	0-0	0-2	2 0	0 0	0 0	0 0	0 0	0 0		
Alabama A&M	12:24	2-4	1-1	1-3	2-1	3 0	0 0	1 0	1 0	1 6			
vs Illinois State	7:00	0-1	0-1	0-0	0-1	1 0	0 0	1 0	0 0	0 0			
vs Bowling Green	16:00	1-3	0-0	5-6	3-3	6 4	0 2	0 0	2 0	0 7			
vs Valparaiso	10:00	1-2	0-0	0-0	0-1	1 2	1 0	0 0	1 0	1 2			
UNLV	7:12	1-1	0-0	0-0	0-0	0 0	0 0	0 0	0 1	2			
Vermont	3:54	0-1	0-1	0-0	0-1	1 4	0 1	0 1	0 0	0 0			
at Xavier	3:55	0-0	0-0	0-0	0-0	0 0	0 0	0 0	0 0	0 0			
Colgate	6:49	0-2	0-1	0-0	0-0	0 0	0 0	1 0	0 0	0 0			
Tennessee	DNP												
vs Iowa	DNP												
UConn	DNP												
at Tulane	4:17	1-2	1-2	0-0	0-0	0 1	0 0	0 0	0 0	0 3			
Tulsa	8:17	0-2	0-2	0-0	0-0	0 0	0 0	1 0	0 0	0 0			
at UCF	DNP												
at Memphis	DNP												
East Carolina	5:10	0-1	0-1	2-2	0-0	0 0	0 0	1 0	1 0	1 2			
at Temple	DNP												
SMU	1:27	0-0	0-0	0-0	0-1	1 0	0 0	0 0	0 0	0 0			
Houston	DNP												
at Wichita State	DNP												
at UConn	DNP												
Memphis	11:27	3-7	0-4	2-3	0-1	1 1	1 1	1 0	1 1	0 8			
at East Carolina	3:04	0-0	0-0	0-0	0-0	0 1	0 2	0 0	0 0	0 0			
UCF	8:14	1-2	0-0	0-0	0-0	0 1	0 0	0 0	0 1	2			
Wichita State	3:19	0-0	0-0	0-0	0-0	0 0	0 0	0 0	0 0	0 0			
at Houston	DNP-Inj												
at South Florida	DNP-Inj												
Temple	DNP-Inj												
Totals	18/0	122	10-30	2-14	13-17	6-12	18	18	2	11	0	6	35

2020-21 (SOPHOMORE AT CINCINNATI)

Opponent	G/GS	Min	FG-A	3-A	FT-A	Rebounds	PF	A	TO	Blk	Stl	Pts	
Lipscomb	14:05	2-3	0-1	0-0	0-2	2 0	4 2	0 0	2 4	0 2	4		
Xavier	16:35	2-6	2-4	0-0	1-0	1 3	0 1	0 0	0 6				
Furman	15:43	3-4	2-3	0-0	1-0	1 2	2 2	0 1	8				
at Tennessee	25:59	5-8	4-7	0-1	0-2	2 3	0 0	0 1	14				
South Florida	25:41	2-7	0-3	0-0	1-1	2 2	0 1	0 1	4				
at Georgia	23:53	6-13	1-6	5-6	5-1	6 2	0 4	1 1	18				
at UCF	24:06	2-5	0-1	3-5	1-5	6 1	2 2	0 0	7				
Tulsa	27:19	6-9	3-4	1-1	3-4	7 2	0 2	0 1	16				
at SMU	* 31:15	7-13	3-8	1-1	1-9	10 1	1 1	0 0	18				
at Wichita State	* 28:38	2-9	0-6	2-2	1-5	6 2	1 2	0 1	6				
at Temple	* 35:54	5-13	3-8	1-3	1-6	7 0	2 1	1 2	14				
at Tulane	* 28:34	2-6	1-3	0-0	1-3	4 1	2 2	0 0	5				
Temple	* 35:20	5-12	2-7	0-1	1-7	8 2	6 1	0 0	12				
UCF	* 29:47	1-6	1-5	2-2	1-5	6 2	3 0	0 0	5				
at Houston	* 28:59	4-13	2-8	1-1	0-2	2 1	1 1	0 0	11				
at Tulsa	* 27:22	5-8	4-6	0-0	1-6	7 4	0 3	0 2	14				
Tulane	* 37:27	10-16	4-7	3-3	2-3	5 2	5 2	0 2	27				
Memphis	33:32	3-8	1-5	2-2	1-2	3 3	2 1	0 0	9				
Vanderbilt	* 37:16	6-9	3-6	0-0	2-4	6 1	5 1	0 0	15				
at East Carolina	* 35:38	7-15	3-9	2-2	1-5	6 2	2 1	0 0	19				
vs SMU (AAC)	* 32:35	6-10	5-7	2-3	2-5	7 2	2 4	1 4	19				
vs Wichita St. (AAC)	* 32:10	1-4	1-3	5-6	1-8	9 3	0 4	0 0	8				
vs Houston (AAC)	* 27:49	4-13	3-10	0-0	1-1	2 1	0 1	0 1	11				
Totals	23/14	656	96-210	48-127	30-39	29-86	115	42	39	42	3	19	270

JEREMIAH DAVENPORT (CONTINUED)

2021-22 (JUNIOR AT CINCINNATI)

Opponent	G/GS	Min	FG-A	3-A	FT-A	Rebounds	PF	A	TO	Blk	Stl	Pts	
Evansville	* 24:15	3-8	3-8	2-2	1-7	8 0	0 2	1 0	1 0	1 1			
Georgia	* 26:11	4-8	0-3	3-4	4-3	7 1	2 1	0 1	1 1	0 11			
Alabama A&M	* 23:05	4-8	4-7	0-0	0-1	1 3	1 1	0 1	1 12				
Presbyterian	* 16:27	6-12	2-6	2-2	0-3	3 4	0 1	0 0	16				
vs Illinois	* 22:08	5-12	4-8	5-6	3-4	7 0	0 2	0 0	19				
vs Arkansas	* 22:17	0-4	0-2	0-0	0-1	1 3	0 2	0 0	0				
Monmouth	* 27:30	2-10	0-6	2-4	3-2	5 2	1 1	2 1	6				
at Miami (OH)	* 28:04	5-11	4-10	0-0	4-4	8 1	0 1	2 0	14				
Bryant	DNP-Inj												
at Xavier	* 24:07	3-10	3-7	2-2	2-1	3 2	0 0	0 0	1 11				
Florida A&M	* 18:56	7-15	2-8	0-0	1-1	2 2	0 1	0 0	16				
Ashland	* 27:24	8-15	6-11	0-0	0-4	4 3	2 3	1 0	22				
Tennessee Tech	* 20:39	5-13	0-5	1-2	4-3	7 4	2 1	0 2	11				
Tulane	* 31:36	6-13	3-9	4-9	3-7	10 2	3 3	0 0	19				
SMU	* 28:40	2-9	1-7	2-2	2-4	6 5	0 0	0 2	7				
at Memphis	* 22:13	7-15	7-10	0-0	2-4	6 4	1 0	0 1	21				
East Carolina	* 29:46	8-16	3-10	3-3	0-6	6 4	0 3	1 1	22				
at Wichita State	* 32:01	1-8	0-4	0-0	1-3	4 2	3 1	0 1	2				
Tulsa	* 29:20	7-14	7-9	3-3	0-4	4 1	1 2	0 0	24				
at Temple	* 30:28	3-14	2-10	1-2	0-5	5 5	1 1	0 1	9				
at East Carolina	* 23:44	4-10	2-5	5-5	1-2	3 4	1 0	1 0	15				
Houston	* 26:52	3-12	2-6	1-2	2-2	4 4	0 2	0 1	9				
at South Florida	* 30:29	4-8	3-5	3-5	0-6	6 2	1 1	0 0	14				
at Tulsa	* 27:21	5-12	3-8	2-2	3-6	9 3	0 0	0 0	15				
Memphis	* 30:31	8-13	4-7	0-0	5-6	11 1	0 1	0 0	20				
Wichita State	* 30:34	3-9	3-6	0-0	0-3	3 3	2 2	1 0	9				
Temple	* 29:34	8-14	3-9	5-5	1-4	5 3	0 1	0 1	24				
at UCF	* 31:08	5-15	1-8	4-6	4-8	12 1	1 1	1 0	15				
South Florida	* 26:16	2-9	0-5	3-4	1-3	4 1	0 2	0 0	7				
at Houston	* 30:26	2-10	2-8	1-2	1-2	3 3	1 1	0 1	7				
at SMU	* 31:06	6-13	3-6	2-2	3-4	7 1	0 3	0 3	17				
vs East Caro (AAC)	* 28:43	4-12	3-7	0-0	0-6	6 3	0 0	1 0	11				
vs Houston (AAC)	* 30:32	4-14	3-11	2-2	2-3	5 3	1 2	0 1	13				
Totals	32/32	861	144-366	83-231	58-76	53-122	175	80	24	42	11	19	429

2022-23 (SENIOR AT CINCINNATI)

Opponent	G/GS	Min	FG-A	3-A	FT-A	Rebounds	PF	A	TO	Blk	Stl	Pts
Chaminade	* 25:35	4-10	3-7	3-4	2-2	4 0	1 0	0 0	0 14			
Cleveland State	* 31:70	2-10	1-6	2-4	1-4	5 2	4 1	1 1	7			
Eastern Kentucky	* 27:26	7-16	3-8	2-2	3-1	4 0	1 0	0 3	19			
at Northern Ky	* 28:33	2-9	2-7	2-2	0-1	1 2	1 0	0 2	8			
vs Arizona	* 26:20	2-6	2-4	4-4	2-3	5 5	0 1	1 1	10			
vs Ohio State	* 22:22	2-7	2-5	2-2	0-3	3 2	1 0	0 0	8			
vs Louisville	* 34:17	1-7	0-4	1-2	0-6	6 2	6 0	0 2	3			
NJIT	* 28:28	2-8	1-6	0-0	0-3	3 3	2 1	0 0	5			
Bryant	* 15:08	5-12	3-7	1-2	1-2	3 0	1 0	0 1	14			
Xavier	* 19:30	2-7	2-5	0-0	0-3	3 0	1 2	0 0	6			
Miami (OH)	* 18:37	2-5	1-3	4-4	0-0	0 0	1 1	1 2	9			
La Salle	* 25:14	3-7	1-4	4-4	1-7	8 0	2 0	0 1	11			
Detroit Mercy	* 30:53	3-15	2-12	0-0	0-3	3 1	5 1	0 0	8			
Tulane	* 27:23	3-10	1-8	3-3	0-3	3 1	4 2	0 2	10			
at Temple	* 21:34	3-6	3-5	0-0	0-1	1 3	0 0	0 0	9			
at Wichita State	* 29:50	8-12	6-9	0-0	1-2	3 2	0 2	0 0	22			
Houston	25:04	1-9	0-7	0-0	1-5	6 3	3 0	0 0	2			
East Carolina	28:47	6-12	4-8	0-0	1-5	6 2	1 0	1 1	16			
at SMU	29:49	1-8	0-5	0-0	3-6	9 1	3 2	0 0	2			
at South Florida	25:25	2-9	2-8	0-0	2-4	6 4	0 0	0 1	6			
Memphis	26:39	2-7	2-6	0-0	2-3	5 2	1 2	1 0	6			
at Houston	30:58	3-9	2-7	0-0	2-4	6 0	1 0	0 1	8			
Tulsa	24:05	6-11	4-8	4-5	1-3	4 1	1 0	1 0	20			
UCF	24:12	2-5	1-3	0-0	0-3	3 5	1 2	1 0	5			
at Tulane	23:54	2-8	2-7	2-2	0-1	1 2	0 1	1 1	8			
South Florida	26:00	6-13	4-9	2-2	1-1	2 2	5 1	0 3	18			
at East Carolina	33:28	6-9	5-8	2-2	0-8	8 1	1 0	0 1	19			
at UCF	29:02	1-5	0-4</									

ARKANSAS RAZORBACKS

MEET THE RAZORBACKS

PLAYER CAREER GAME-BY-GAME STATS

DAVONTE "DEVO" DAVIS

2020-21 (FRESHMAN)

Opponent	GS	Min	FG-A	3-A	FT-A	Rebounds	PF	A	TO	Blk	Stl	Pts	
Mississippi Valley St.	11:38	2-5	0-1	1-1	1-2	3	1	2	1	0	0	5	
North Texas	DNP												
UT Arlington	DNP												
Lipscomb	14:42	2-2	0-0	0-0	2-1	3	2	1	1	0	1	4	
Southern U.	16:20	5-8	1-1	3-3	3-4	7	1	2	1	0	0	14	
Central Arkansas	6:42	0-1	0-0	0-0	0-1	1	0	0	0	0	0	0	
vs Oral Roberts	8:39	0-1	0-0	0-0	0-1	1	3	2	1	0	1	0	
Abilene Christian	5:07	0-1	0-0	0-0	0-1	1	2	0	1	0	1	0	
at Auburn	12:42	2-3	0-0	0-0	1-0	1	0	1	0	0	2	4	
Missouri	* 19:36	2-6	0-0	0-2	3-1	4	4	0	1	0	3	4	
at Tennessee	5:20	1-2	0-0	0-0	0-0	0	1	0	1	0	1	2	
Georgia	* 36:26	9-14	1-2	1-1	1-6	7	4	6	3	0	2	20	
at LSU	* 27:04	1-11	0-1	2-3	1-2	3	1	2	2	1	2	4	
at Alabama	28:00	1-3	0-0	3-4	1-5	6	3	1	0	0	0	5	
Auburn	19:59	5-9	0-0	0-0	2-2	4	4	2	3	0	0	10	
at Vanderbilt	13:43	3-3	0-0	0-1	0-2	2	2	1	2	1	1	6	
Ole Miss	24:39	7-9	0-0	0-1	2-4	6	1	1	3	0	2	14	
at Oklahoma State	27:05	6-12	0-0	0-0	2-2	4	4	1	1	0	3	12	
Mississippi State	* 35:46	4-12	0-0	2-2	2-6	8	2	2	3	0	0	10	
at Kentucky	* 17:21	2-5	0-0	0-0	0-2	2	2	3	0	0	2	4	
at Missouri	* 31:44	3-10	0-0	2-2	1-3	4	2	3	0	1	0	8	
Florida	* 35:37	7-14	0-1	4-4	1-4	5	3	3	2	0	1	18	
Alabama	* 18:45	2-3	0-1	1-1	1-2	3	4	1	1	0	0	5	
LSU	* 38:23	7-12	0-2	1-2	0-5	5	3	6	0	0	1	15	
at South Carolina	* 20:26	1-2	0-0	2-2	2-6	8	2	2	5	0	2	4	
Texas A&M	* 38:52	5-10	0-0	2-2	1-5	6	3	5	4	0	2	12	
Missouri (SEC)	* 28:15	4-12	0-0	3-6	0-6	6	4	4	2	0	1	11	
LSU (SEC)	* 35:31	2-7	0-1	2-2	2-6	8	2	5	1	0	4	6	
Colgate (NCAA)	* 31:36	6-11	0-0	0-0	3-3	6	3	3	4	2	2	12	
Texas Tech (NCAA)	* 37:24	7-15	0-1	1-2	0-6	6	2	1	1	0	0	15	
Oral Roberts (NCAA)	* 34:28	7-13	0-0	2-2	2-6	8	3	2	2	0	0	16	
Baylor (NCAA)	* 31:49	6-13	0-2	2-2	2-4	6	2	2	2	0	1	14	
Totals	17	716	109-229	2-13	34-45	36-98	134	70	64	48	5	35	254

2021-22 (SOPHOMORE)

Opponent	GS	Min	FG-A	3-A	FT-A	Rebounds	PF	A	TO	Blk	Stl	Pts	
Mercer	* 33:48	0-0	0-0	0-0	0-4	4	1	1	5	0	3	0	
Gardner-Webb	* 29:00	4-10	2-3	0-0	1-2	3	2	6	2	0	2	10	
UNI	* 23:15	4-8	2-4	0-0	1-3	4	3	1	0	0	1	10	
vs Kansas State	* 25:48	2-5	0-2	0-2	0-4	4	3	1	2	0	1	4	
vs Cincinnati	* 25:22	3-12	0-2	2-2	2-3	5	3	3	3	0	0	8	
Penn	* 35:43	3-7	0-2	0-0	3-2	5	1	5	2	0	2	6	
Central Arkansas	* 26:27	6-9	0-0	4-7	1-5	6	3	3	2	0	2	16	
Little Rock	* 28:04	8-11	0-2	0-0	1-3	4	4	7	0	0	1	16	
Charlotte	* 34:29	7-12	0-0	4-7	2-2	4	4	8	5	0	1	18	
vs Oklahoma	* 38:56	9-21	4-8	4-4	0-5	5	3	3	1	0	0	26	
vs Hofstra	* 30:16	3-11	0-1	3-3	1-3	4	5	4	1	0	1	9	
Elon	34:40	0-0	0-0	1-2	2-4	6	1	6	1	0	0	1	
at Mississippi State	* 26:03	7-12	1-4	0-1	0-5	5	4	4	2	0	2	15	
Vanderbilt	* 8:42	0-0	0-0	0-0	0-0	0	2	0	3	0	0	0	
at Texas A&M	37:33	2-10	0-4	9-10	4-3	7	3	7	4	0	1	13	
Missouri	28:29	5-9	0-2	5-6	2-4	6	1	4	1	0	3	15	
at LSU	32:38	3-9	1-3	0-0	4-4	8	3	3	5	0	1	7	
South Carolina	31:36	3-8	0-2	1-2	1-4	5	4	0	1	0	0	7	
Texas A&M	19:42	1-5	0-0	2-3	3-2	5	4	2	2	0	1	4	
at Ole Miss	22:55	0-2	0-1	0-0	0-1	1	3	3	2	0	0	0	
West Virginia	28:04	2-9	0-2	3-6	2-4	6	1	3	2	0	1	7	
at Georgia	17:04	1-3	0-1	0-0	0-1	1	3	1	0	0	0	2	
Mississippi State	22:28	3-5	0-1	0-0	0-1	1	2	1	0	0	1	6	
Auburn	31:38	4-8	2-3	0-0	1-3	4	3	0	2	0	5	10	
at Alabama	30:38	2-8	0-3	0-0	2-4	6	2	2	3	0	0	4	
at Missouri	33:19	3-5	2-3	3-3	0-1	1	3	2	1	0	1	11	
Tennessee	18:29	2-5	2-3	1-2	3-1	4	2	1	1	0	0	7	
at Florida	27:57	7-10	2-3	3-4	1-5	6	4	4	0	0	0	19	
Kentucky	31:23	0-1	0-0	5-7	0-2	2	1	2	0	0	0	5	
LSU	30:47	1-4	0-3	2-4	0-1	1	3	4	3	0	0	4	
at Tennessee	* 20:03	2-5	0-1	0-1	1-0	1	4	0	3	0	0	4	
LSU (SEC)	5:12	0-0	0-0	0-0	0-0	0	1	0	2	0	0	0	
Texas A&M (SEC)	30:51	5-12	0-4	1-1	1-1	2	1	4	1	0	1	11	
Vermont (NCAA)	36:08	6-10	1-2	1-1	0-3	3	4	3	1	0	2	14	
New Mexico St. (NCAA)	34:30	0-6	0-1	2-2	1-2	3	1	1	1	0	1	2	
Gonzaga (NCAA)	25:11	2-7	0-2	2-2	0-3	3	2	2	1	0	1	6	
Duke (NCAA)	28:06	4-7	1-2	0-0	2-1	3	1	1	2	0	0	9	
Totals	14	1025	114-266	20-74	58-82	42-96	138	95	102	67	0	35	306

DEVO DAVIS (CONTINUED)

2022-23 (JUNIOR)

Opponent	GS	Min	FG-A	3-A	FT-A	Rebounds	PF	A	TO	Blk	Stl	Pts	
North Dakota State	* 39:04	6-14	0-2	6-8	0-6	6	1	0	5	1	2	18	
Fordham	* 29:26	3-12	0-3	1-2	0-3	3	1	5	1	0	3	7	
South Dakota State	* 33:18	5-10	2-5	1-2	0-2	2	1	3	1	0	1	13	
vs Louisville	* 31:52	1-4	0-3	0-0	0-0	0	4	5	1	0	0	2	
vs Creighton	* 38:23	3-9	1-4	2-2	0-3	3	4	2	0	0	1	9	
vs San Diego State	* 17:07	1-4	0-2	0-0	1-1	2	0	1	1	0	0	2	
Troy	DNP												
San Jose State	22:25	0-2	0-1	0-0	0-1	1	2	3	0	1	0	0	
UNC Greensboro	29:25	3-13	0-3	4-4	1-9	10	4	0	3	0	3	10	
vs Oklahoma	23:59	1-4	0-0	3-5	1-1	2	3	2	0	0	1	5	
vs Bradley	30:00	3-9	1-2	0-0	3-4	7	0	3	1	0	5	7	
UNC Asheville	* 28:18	3-5	1-2	2-2	1-1	2	1	3	2	0	0	9	
at LSU	* 39:52	7-18	2-8	0-0	0-6	6	1	2	1	0	2	16	
Missouri	* 37:34	5-10	0-2	0-0	1-4	5	3	5	5	0	3	10	
at Auburn	* 24:43	1-5	0-2	0-0	0-2	2	2	2	1	0	0	2	
Alabama	* 38:29	6-17	2-3	2-2	0-10	10	2	3	0	1	2	16	
at Vanderbilt	* 38:45	6-14	0-3	5-5	1-2	3	4	4	2	0	0	17	
at Missouri	* 38:31	7-17	3-7	1-2	2-7	9	5	3	6	0	1	18	
Ole Miss	* 33:53	6-11	3-5	1-2	1-4	5	4	4	3	0	1	16	
LSU	* 40:00	7-8	2-2	0-0	0-7	7	0	3	2	0	2	16	
at Baylor	* 36:15	6-13	2-7	2-3	1-1	2	4	5	0	0	16		
Texas A&M	* 37:05	7-13	4-8	1-2	0-1	1	1	4	4	0	1	19	
at South Carolina	* 40:00	5-12	4-10	1-2	0-4	4	3	2	3	0	2	15	
at Kentucky	* 39:18	6-11	1-2	2-3	0-3	3	2	7	3	0	2	15	
Mississippi State	* 36:41	2-12	1-5	2-2	2-4	6	4	2	3	0	2	7	
at Texas A&M	* 38:59	5-13	4-10	0-3	0-3	3	2	3	2	0	2	14	
Florida	* 23:05	0-1	0-1	0-0	0-1	1	3	1	1	0	2	0	
Georgia	* 28:14	2-2	0-0	0-0	0-1	1	2	3	2	0	0	4	
at Alabama	* 38:39	8-15	3-4	2-3	1-4	5	3	0	0	0	0	21	
at Tennessee	* 39:20	5-12	3-7	0-0	1-5	6	3	2	2	1	3	13	
Kentucky	* 19:51	3-5	2-3	0-0	0-2	2	5	0	0	0	0	8	
vs Auburn (SEC)	* 39:35	2-6	1-4	2-2	1-9	10	3	3	3	0	1	7	
vs Texas A&M (SEC)	* 37:16	2-7	1-5	0-1	2-4	6	3	1	1	0	2	5	
vs Illinois (NCAA)	* 29:37	7-14	2-4	0-0	1-5	6	4	1	4	0	4	16	
vs Kansas (NCAA)	* 30:43	9-15	1-4	6-7	2-6	8	5	1	1	0	0	25	
vs UConn (NCAA)	* 29:21	1-10	1-3	0-0	1-3	4	4	0	3	0	0	3	
Totals	35/31	1157	144-347	47-136	46-64	24-129	153	91	87	72	4	48	381



ARKANSAS RAZORBACKS

MEET THE RAZORBACKS

PLAYER CAREER GAME-BY-GAME STATS

EL ELLIS

PLAYED TWO SEASONS AT TALLAHASSEE COMMUNITY COLLEGE

2021-22 (JUNIOR AT LOUISVILLE)

Opponent	G/GS	Min	FG-A	3-A	FT-A	Rebounds	PF	A	TO	Bk	Stl	Pts	
Southern U.	17:25	2-9	0-3	2-3	1-0	1	1	3	1	0	1	6	
Furman	15:24	2-4	0-2	2-2	0-3	3	0	2	0	0	0	6	
Navy	17:36	0-1	0-1	0-0	0-1	1	3	3	3	0	1	0	
Detroit Mercy	20:37	4-8	0-1	0-0	0-1	1	3	1	1	0	0	8	
vs Mississippi State	14:31	1-6	1-2	2-4	0-1	1	0	2	1	0	1	5	
vs Maryland	9:08	1-5	0-2	0-0	0-1	1	2	1	1	0	0	2	
at Michigan State	18:30	8-12	4-7	2-2	0-1	1	3	0	3	0	1	22	
at NC State	18:50	3-5	1-2	4-4	0-2	2	2	1	2	0	0	11	
DePaul	18:14	1-4	0-2	0-0	1-1	2	3	1	3	0	0	2	
Southeastern La.	18:38	4-5	2-3	3-4	0-2	2	2	0	2	0	1	13	
at Western Kentucky	16:32	3-8	3-4	0-0	0-1	1	2	3	1	0	0	9	
Wake Forest	11:12	0-1	0-1	0-3	0-0	0	2	1	1	0	0	0	
at Georgia Tech	13:09	0-3	0-2	1-2	0-2	2	1	2	1	0	0	1	
Pittsburgh	19:01	6-10	2-4	4-6	0-2	2	0	0	2	0	1	18	
at Florida State	23:03	5-12	2-6	2-2	0-3	3	4	3	1	0	1	14	
NC State	* 16:15	1-6	1-2	0-0	0-1	1	0	1	1	0	0	3	
at Pittsburgh	* 32:38	3-10	1-5	3-5	0-1	1	3	2	1	0	1	10	
Boston College	* 19:50	3-7	1-1	0-0	0-6	6	3	2	2	0	0	7	
Notre Dame	15:38	2-3	1-1	0-0	0-2	2	2	1	1	0	0	5	
at Virginia	18:57	0-1	0-1	1-2	0-1	1	0	1	1	0	0	1	
Duke	24:41	7-16	3-6	1-3	0-1	1	1	2	0	0	0	18	
North Carolina	33:32	8-21	5-11	4-4	0-2	2	1	2	1	0	1	25	
at Syracuse	21:12	4-11	2-6	0-0	0-1	1	0	1	2	0	1	10	
at Notre Dame	* 32:44	5-13	3-8	0-0	1-4	5	2	1	1	0	1	13	
Miami (FL)	* 32:58	8-15	0-4	1-1	0-3	3	2	1	3	0	0	17	
Clemson	* 30:16	3-7	2-5	3-4	0-1	1	0	3	1	0	0	11	
at North Carolina	* 25:19	3-10	1-5	0-2	2-2	4	1	3	2	0	0	7	
at Wake Forest	* 11:46	0-3	0-1	3-4	0-1	1	0	0	0	0	0	3	
at Virginia Tech	* 30:57	3-9	3-7	0-0	0-0	0	0	1	2	0	0	9	
Virginia	14:58	2-4	1-2	0-0	0-2	2	1	0	1	0	0	5	
vs Georgia Tech (ACC)	23:21	2-8	1-3	5-6	1-4	5	2	6	2	0	0	10	
vs Virginia (ACC)	19:24	2-5	1-4	2-2	0-2	2	1	1	1	0	1	7	
Totals	32/9	656	96-242	41-114	45-65	6-55	61	47	51	45	0	12	278

2022-22 (SENIOR AT LOUISVILLE)

Opponent	G/GS	Min	FG-A	3-A	FT-A	Rebounds	PF	A	TO	Bk	Stl	Pts	
Bellarmine	* 40:00	5-15	4-11	0-1	0-3	3	1	5	3	0	0	14	
Wright State	* 33:45	12-20	2-5	3-3	1-1	2	1	2	8	0	0	29	
Appalachian State	* 38:44	8-18	4-11	9-11	0-3	3	2	3	5	0	0	29	
vs Arkansas	* 30:48	4-16	2-5	1-2	0-3	3	0	2	7	0	0	11	
vs Texas Tech	* 31:58	3-11	1-6	0-2	0-1	1	0	3	3	0	1	7	
vs Cincinnati	* 36:41	5-14	0-2	3-4	0-1	1	0	6	3	0	1	13	
Maryland	* 32:06	6-16	2-7	1-2	0-2	2	2	3	4	0	1	15	
Miami (FL)	* 28:09	1-10	0-3	5-6	2-1	3	2	3	6	0	0	7	
at Florida State	* 32:35	5-17	2-7	3-5	0-3	3	3	4	5	0	0	15	
Western Kentucky	* 39:31	10-19	4-7	6-7	0-4	4	1	10	5	0	1	30	
Florida A&M	* 34:17	4-9	0-3	5-7	0-2	2	3	7	5	0	2	13	
Lipscomb	* 40:00	6-14	4-9	8-10	0-2	2	1	6	5	0	1	24	
at NC State	* 35:30	2-9	1-2	10-11	1-3	4	0	2	5	1	1	15	
at Kentucky	* 36:27	7-16	1-6	8-10	0-1	1	1	2	2	0	4	23	
Syracuse	* 40:00	7-14	4-8	2-2	2-2	4	2	9	4	0	3	20	
Wake Forest	* 36:25	7-13	1-6	5-9	0-3	3	4	8	2	0	2	20	
at Clemson	* 40:00	4-16	2-4	2-3	0-3	3	2	5	3	0	3	12	
North Carolina	* 34:33	6-16	1-5	9-9	0-3	3	1	4	6	0	1	22	
Pittsburgh	* 38:07	6-13	2-6	5-5	0-2	2	0	5	3	0	1	19	
at Boston College	* 31:41	7-11	3-5	0-0	0-1	1	4	5	3	1	0	17	
at Notre Dame	* 37:58	4-12	0-4	0-0	0-4	4	3	6	1	0	1	8	
Georgia Tech	* 38:03	4-11	0-4	3-4	1-5	6	2	4	4	0	1	11	
Florida State	* 37:13	7-18	2-6	6-6	0-3	3	3	7	3	0	0	22	
at Pittsburgh	* 27:46	2-9	1-5	2-2	0-2	2	1	3	3	0	1	7	
at Miami (FL)	* 36:36	12-20	3-8	6-6	1-1	2	1	5	2	0	0	33	
Virginia	* 39:05	7-14	3-6	4-4	0-4	4	1	3	3	0	0	21	
Clemson	* 39:03	9-15	3-6	7-9	1-4	5	1	1	4	0	0	28	
at Duke	* 36:03	8-16	3-5	2-2	0-2	2	2	7	4	0	2	21	
at Georgia Tech	* 37:57	7-16	0-5	1-1	0-2	2	2	3	2	0	0	15	
Virginia Tech	* 36:07	6-15	1-6	1-1	0-2	2	1	0	1	0	1	14	
at Virginia	* 37:10	3-12	2-7	6-8	1-1	2	3	2	4	0	2	14	
vs Boston Coll. (ACC)	* 37:28	5-16	1-5	5-6	0-0	0	2	5	2	0	1	16	
Totals	32/32	1150	189-461	59-185	128-158	10-74	84	52	140	120	2	31	565

JALEN GRAHAM

2019-20 (FRESHMAN AT ARIZONA STATE)

Opponent	GS	Min	FG-A	3-A	FT-A	Rebounds	PF	A	TO	Bk	Stl	Pts	
vs Colorado	* 28:00	3-4	0-0	0-0	0-0	3	4	1	2	5	0	6	
Central Conn. St.	* 22:24	5-7	0-0	0-0	0-0	1-3	4	2	3	1	1	3	10
Rider	15:13	2-3	0-0	0-0	0-0	1-3	4	2	0	1	2	0	4
vs St. John's	12:33	2-2	0-0	0-0	0-0	3-1	4	2	0	0	4	0	4
vs Virginia	5:21	1-1	0-0	0-0	0-0	0-0	0	0	0	0	0	0	2
at Princeton	6:00	0-0	0-0	0-0	0-0	1-1	2	0	3	0	0	0	0
at San Francisco	13:58	4-6	0-0	1-2	1-3	4	2	1	1	0	0	9	
Louisiana	6:48	0-2	0-0	0-0	2-0	2	0	1	0	0	0	0	0
Prairie View	5:11	0-0	0-0	0-0	0-0	1-1	1	0	0	0	1	0	0
Georgia	7:54	0-0	0-0	0-0	0-0	0-1	1	3	0	2	0	0	0
vs Saint Mary's (CA)	4:21	0-0	0-0	0-0	0-0	0-1	1	0	0	0	1	0	0
Creighton	DNP												
Texas Southern	DNP												
at Arizona	9:47	2-2	0-0	0-0	1-1	2	1	0	0	1	0	4	
at Oregon State	10:35	3-5	0-0	0-0	3-2	5	1	0	1	2	0	6	
at Oregon	7:33	1-1	0-0	0-0	0-0	1	1	0	0	0	0	2	
Colorado	4:12	0-0	0-0	0-0	1-1	2	3	0	1	0	0	0	0
Utah	11:02	2-5	0-0	0-0	3-0	3	1	1	1	2	0	4	
Arizona	16:06	1-3	0-0	2-4	5-2	7	0	2	0	1	0	4	
at Washington State	11:38	4-5	0-0	1-2	3-3	6	4	0	1	1	0	9	
at Washington	16:04	2-3	0-0	0-2	1-6	7	2	0	1	0	1	4	
UCLA	DNP												
Southern Cal	10:28	1-1	0-0	0-0	1-1	2	2	0	1	2	0	2	
at Stanford	15:50	3-3	0-0	0-0	3-2	5	2	1	2	0	0	6	
at California	15:02	2-2	0-0	0-1	1-4	5	2	0	1	1	2	4	
Oregon	9:31	1-1	0-0	0-1	0-1	1	3	0	0	1	0	2	
Oregon State	7:54	0-0	0-0	0-0	0-0	0	2	0	1	1	0	0	
at UCLA	9:40	0-0	0-0	0-0	1-2	3	1	0	1	2	0	0	
at Southern Cal	7:31	0-0	0-0	0-0	0-2	2	3	0	0	0	0	0	
Washington	6:22	0-1	0-0	0-1	0-1	1	1	1	0	1	0	0	
Washington State	7:18	3-4	0-0	1-1	1-0	1	3	0	0	0	0	7	
Totals	2	304	42-61	0-0	5-14	34-43	77	49	11	21	29	6	89

2020-21 (SOPHOMORE AT ARIZONA STATE)

Opponent	GS	Min	FG-A	3-A	FT-A	Rebounds	PF	A	TO	Bk	Stl	Pts	
vs Rhode Island	* 10:51	2-2	0-0	1-2	0-1	1	5	0	1	1	0	5	
vs Villanova	* 22:05	1-3	0-0	0-0	1-3	4	4	0	3	3	0	2	
Houston Baptist	* 20:52	3-6	0-0	1-4	3-1	4	2	2	0	3	0	7	
at California	* 21:36	2-4	0-0	0-0	0-2	2	4	1	1	2	0	4	
San Diego State	* 33:00	4-8	0-0	2-4	1-3	4	3	0	2	2	0	10	
at Grand Canyon	* 24:28	1-2	0-0	0-2	0-3	3	2	0	1	1	0	2	
UTEP	* 20:29	4-7	0-0	1-2	1-2	3	1	0	1	1	0	9	
UCLA	DNP-medical												
Southern Cal	DNP-medical												
at Oregon	DNP-medical												
Arizona	24:23	4-7	0-0	2-6	1-1	2	3	0	0	3	2	10	
at Arizona	28:54	6-9	0-0	2-2	5-6	11	2	0	0	2	1	14	
California	* 27:29	6-8	0-0	0-0	1-2	3	4	0	2	2	0	12	
Stanford	* 27:02	5-7	0-0	2-2	1-4	5	4	1	1	1	1	12	
Oregon	* 25:53	4-6	0-0	0-0	3-6	9	2	1	1	1	0	8	
Oregon State	* 29:50	7-10	0-1	0-0	2-9	11	3	0	1	1	0	14	

ARKANSAS RAZORBACKS

MEET THE RAZORBACKS

PLAYER CAREER GAME-BY-GAME STATS

JALEN GRAHAM (CONTINUED)

2021-22 (JUNIOR AT ARIZONA STATE)

Opponent	GS	Min	FG-A	3-A	FT-A	Rebounds	PF	A	TO	Blk	Stl	Pts	
Portland			DNP-medical										
UC Riverside			DNP-medical										
North Florida	*	21:37	5-7	0-0	0-2	1-3	4	3	0	0	1	0	10
at San Diego State	*	26:06	3-8	0-2	0-4	1-3	4	4	1	2	2	0	6
vs Baylor		12:35	1-4	0-1	3-3	1-0	1	1	0	1	2	3	5
vs Syracuse		17:18	5-10	0-0	1-4	0-0	0	4	1	2	0	0	11
vs Loyola Chicago		24:17	1-3	0-0	1-2	0-3	3	1	1	2	1	0	3
Washington State	*	18:37	0-1	0-1	0-2	0-4	4	1	0	1	1	0	0
at Oregon	*	20:33	3-3	0-0	2-4	2-2	4	5	1	4	0	0	8
Grand Canyon	*	13:21	1-7	0-1	0-0	2-2	4	3	0	1	3	1	2
at Creighton	*	21:56	3-4	0-0	0-0	0-4	4	3	2	0	0	0	6
San Francisco		14:18	0-4	0-0	0-2	2-2	4	2	0	0	0	0	0
at California	*	9:13	1-4	0-1	0-0	0-1	1	2	0	1	0	1	2
Colorado		19:31	5-11	0-1	6-7	2-3	5	3	1	2	1	0	16
Utah		14:23	5-8	0-0	2-3	2-3	5	4	2	0	1	1	12
at Stanford		30:05	8-13	0-1	0-2	2-4	6	4	3	1	0	1	16
at Southern Cal	*	34:51	7-14	0-1	1-1	3-4	7	3	2	2	0	3	15
at Arizona	*	20:20	4-11	0-1	1-2	2-6	8	3	1	2	0	1	9
Southern Cal	*	25:12	9-14	0-1	1-2	2-3	5	4	3	0	2	1	19
UCLA	*	39:36	6-13	0-1	4-5	2-8	10	3	6	5	0	0	16
Arizona	*	18:03	4-13	0-0	0-0	2-2	4	5	3	2	0	1	8
at Washington	*	27:05	7-13	0-0	0-0	4-4	8	2	3	3	0	1	14
at Washington State	*	27:38	6-12	0-1	2-2	1-3	4	4	2	6	1	1	14
Oregon	*	29:56	7-11	1-2	3-6	1-8	9	3	5	2	2	2	18
Oregon State	*	19:16	5-8	0-0	2-2	0-2	2	4	1	2	0	2	12
at UCLA	*	34:14	4-9	0-1	0-0	1-4	5	2	1	1	2	0	8
at Colorado	*	26:30	7-13	0-0	0-0	1-4	5	1	3	2	1	0	14
at Utah	*	31:58	6-11	0-1	3-4	0-4	4	3	2	2	1	0	15
California	*	27:33	4-10	0-1	0-4	0-3	3	0	3	0	4	2	8
Stanford	*	32:10	5-6	0-0	6-8	1-2	3	4	2	6	1	1	16
vs Stanford (PAC 12)	*	23:19	2-10	0-0	0-1	0-6	6	4	1	0	1	1	4
Totals	22	682	124-255	1-18	38-72	35-97	132	85	50	52	27	23	287

JALEN GRAHAM (CONTINUED)

2022-23 (SENIOR AT ARKANSAS)

Opponent	G/GS	Min	FG-A	3-A	FT-A	Rebounds	PF	A	TO	Blk	Stl	Pts	
North Dakota State			DNP										
Fordham		11:21	5-7	0-0	0-0	3-1	4	3	1	1	0	0	10
South Dakota State		8:06	1-4	0-1	0-2	1-5	6	1	0	2	0	0	2
vs Louisville		5:52	4-5	0-0	0-0	1-0	1	1	0	1	0	0	8
vs Creighton			DNP										
vs San Diego State		2:24	0-0	0-0	0-0	0-0	0	0	0	0	0	0	0
Troy			DNP										
San Jose State		11:39	4-5	0-0	3-3	1-5	6	0	1	2	0	1	11
UNC Greensboro		2:40	0-1	0-0	0-0	1-0	1	0	0	1	0	0	0
vs Oklahoma		2:46	0-0	0-0	1-2	1-0	1	0	0	1	0	1	1
vs Bradley		11:03	2-4	0-0	2-4	0-2	2	3	1	1	1	0	6
UNC Asheville		19:28	8-10	0-0	0-0	1-2	3	2	1	1	1	2	16
at LSU		2:39	0-0	0-0	0-0	0-1	1	2	0	2	0	0	0
Missouri		1:53	0-0	0-0	0-0	0-0	0	0	0	0	0	0	0
at Auburn		12:16	2-6	0-0	1-5	3-3	6	2	0	1	0	0	5
Alabama		19:10	8-10	0-1	0-0	1-4	5	2	1	1	1	0	16
at Vanderbilt		4:30	0-2	0-0	0-0	0-0	0	1	0	1	0	1	0
at Missouri		4:05	0-0	0-0	0-0	0-0	0	2	0	2	0	0	0
Ole Miss			DNP										
LSU		16:59	3-7	0-0	0-1	0-3	3	1	0	1	1	1	6
at Baylor		24:47	2-6	0-0	0-4	3-6	9	4	4	3	0	2	4
Texas A&M		12:04	2-2	0-0	1-2	0-0	0	2	0	2	2	0	5
at South Carolina		21:30	8-10	0-0	0-0	1-1	2	2	1	3	0	0	16
at Kentucky		6:40	1-2	0-0	0-0	0-0	0	1	1	1	0	2	2
Mississippi State		5:38	1-1	0-0	0-1	0-1	1	0	0	2	0	0	2
at Texas A&M		5:22	2-2	0-0	0-0	0-0	0	1	0	0	0	0	4
Florida		26:59	12-15	0-1	2-3	3-4	7	2	1	2	2	0	26
Georgia		18:02	3-4	0-0	2-5	0-5	5	1	2	2	2	0	8
at Alabama		9:17	1-3	0-0	0-0	1-1	2	2	0	1	3	1	2
at Tennessee		3:18	0-0	0-0	0-0	0-0	0	0	0	0	0	0	0
Kentucky		1:32	1-2	0-0	0-0	0-0	0	0	0	0	0	0	2
vs Auburn (SEC)		3:25	1-1	0-0	0-0	0-0	0	1	0	1	0	0	2
vs Texas A&M (SEC)			DNP										
vs Illinois (NCAA)		2:31	0-0	0-0	0-0	0-1	1	0	0	0	0	0	0
vs Kansas (NCAA)		4:01	1-2	0-0	0-0	0-0	0	0	0	0	0	0	2
vs UConn (NCAA)		8:41	2-2	0-0	1-3	2-2	4	2	0	0	1	1	5
Totals	31/0	290	74-113	0-3	13-35	23-47	70	38	14	35	14	12	161



ARKANSAS RAZORBACKS

MEET THE RAZORBACKS

PLAYER CAREER GAME-BY-GAME STATS

DENIJAY HARRIS

PLAYED EIGHT GAMES AT SOUTHWEST MISSISSIPPI CC (FALL 2018) BEFORE AN INJURY ENROLLED AT SOUTHERN MISS (SPRING 2029) AND REDSHIRTED 2019-20 DUE TO INJURY

2020-21 (R-SOPHOMORE @ SOUTHERN MISS)

Opponent	G/GS	Min	FG-A	3-A	FT-A	Rebounds	PF	A	TO	Blk	Stl	Pts
at Jacksonville	17:28	1-3	0-1	1-2	2-5	7	2	0	1	0	1	3
William Carey *	24:41	1-3	0-0	1-4	5-5	10	0	1	2	0	2	3
at Tulane	16:10	1-2	0-0	0-0	1-4	5	4	0	1	1	0	2
South Alabama *	21:47	2-3	0-0	0-0	0-3	3	1	0	0	0	0	4
at Lamar *	25:48	4-5	0-0	0-0	1-6	7	3	0	2	0	0	8
ULM *	37:28	2-7	0-0	2-3	6-4	10	1	1	0	0	3	6
Loyola (LA) *	26:26	0-4	0-0	1-2	3-7	10	2	0	0	0	1	1
UTEP *	18:22	1-3	0-0	0-0	0-1	1	0	2	1	0	0	2
UTEP *	17:58	2-3	0-0	5-5	1-3	4	1	0	3	0	0	9
at UAB *	20:58	1-2	0-0	0-0	1-6	7	1	2	1	0	1	2
at UAB	7:37	0-0	0-0	0-0	0-1	1	0	0	1	0	0	0
MTSU	17:11	6-7	0-0	0-0	3-2	5	0	1	1	0	1	12
MTSU	17:43	1-1	0-0	0-2	0-2	2	1	0	0	0	0	2
at UTSA	17:43	1-2	0-0	4-4	2-0	2	2	1	1	0	0	6
at UTSA	8:29	0-1	0-0	1-2	0-1	1	0	0	0	0	0	1
Louisiana Tech	10:39	0-0	0-0	0-0	1-3	4	1	0	3	0	0	0
at Louisiana Tech	16:37	0-2	0-0	0-0	1-5	6	4	0	1	1	2	0
at Rice	9:22	1-1	0-0	0-0	1-2	3	0	0	0	0	0	2
at Rice	15:34	1-2	0-0	1-2	0-2	2	0	0	1	0	1	3
North Texas	10:28	2-4	0-0	0-0	2-1	3	0	0	1	0	1	4
North Texas	3:47	0-1	0-0	0-0	0-1	1	0	0	1	0	0	0
FAU	DNP											
FAU	DNP											
vs Rice (C-USA)	10:39	2-4	0-0	0-0	1-2	3	2	1	0	0	0	4
Totals	22/8	376	29-60	0-1	16-26	97	25	9	21	2	13	74

2021-22 (JUNIOR @ SOUTHERN MISS)

Opponent	G/GS	Min	FG-A	3-A	FT-A	Rebounds	PF	A	TO	Blk	Stl	Pts
William Carey	12:32	0-1	0-0	0-2	1-1	2	0	1	2	0	0	0
Louisiana	3:40	0-0	0-0	0-0	0-0	0	1	0	0	0	0	0
at TCU	9:56	1-2	0-0	0-0	0-0	0	3	0	1	0	0	2
Lamar	6:02	1-2	0-0	0-1	1-1	2	2	0	0	0	1	2
vs UNC Wilmington *	12:11	1-1	0-0	0-0	0-3	3	0	1	0	0	0	2
vs UC San Diego *	4:34	0-2	0-0	0-0	0-1	1	1	0	0	0	0	0
at Montana *	8:44	0-0	0-0	0-0	0-1	1	1	1	1	0	0	0
at South Alabama	12:42	1-3	0-0	0-0	1-1	2	1	0	0	1	1	2
at Southern Illinois	3:35	0-0	0-0	0-0	0-0	0	1	0	1	0	0	0
at Loyola (LA)	DNP											
Jacksonville	10:29	0-2	0-0	0-0	0-1	1	0	0	1	0	0	0
at ULM	4:41	0-1	0-0	0-0	0-1	1	1	0	0	0	0	0
at East Carolina	DNP											
at UTSA	9:01	0-1	0-0	0-0	1-0	1	1	0	1	0	0	0
at UTEP	9:26	1-2	0-0	0-0	0-1	1	1	0	1	0	0	2
at Louisiana Tech *	20:29	1-2	0-0	1-2	0-4	4	1	2	3	0	1	3
Louisiana Tech *	14:24	2-8	0-0	0-0	1-1	2	1	1	1	0	0	4
Southeastern Bapt. *	18:08	4-4	0-0	0-1	0-5	5	1	1	0	1	0	8
at MTSU *	22:51	3-4	0-0	1-3	1-3	4	3	0	2	1	0	7
North Texas	11:29	0-0	0-0	0-0	0-0	0	0	1	1	0	1	0
Rice	8:25	0-3	0-0	0-0	1-0	1	1	1	1	0	1	0
at FIU	12:36	1-2	0-0	0-0	0-2	2	0	2	0	0	0	2
at FAU	21:26	3-4	0-0	4-5	0-4	4	0	1	3	0	0	10
at UAB	12:55	0-1	0-0	2-2	1-3	4	1	2	0	0	0	2
Western Kentucky	12:30	1-3	0-0	0-0	1-2	3	2	0	1	1	0	2
UTSA	5:07	0-0	0-0	0-0	0-0	0	0	0	0	0	0	0
UTEP	13:56	0-2	0-0	5-6	2-0	2	3	0	3	0	1	5
Marshall	12:39	1-1	0-0	0-0	1-2	3	3	0	0	0	0	2
at North Texas *	26:56	3-5	0-0	0-1	1-1	2	3	1	3	0	2	6
at Rice *	31:42	2-4	0-0	0-0	0-3	3	4	3	1	0	1	4
UAB *	32:22	4-5	0-0	4-7	1-6	7	3	1	1	1	0	12
Charlotte *	30:15	3-4	0-0	2-2	2-1	3	3	0	1	0	2	8
vs UTSA (C-USA) *	29:01	2-5	0-0	0-1	2-3	5	2	1	1	0	2	4
vs FAU (C-USA) *	17:21	1-4	0-0	1-1	3-3	6	1	0	2	0	1	3
Totals	32/13	458	36-78	0-0	20-34	75	45	20	32	5	14	92

DENIJAY HARRIS (CONTINUED)

2022-23 (SENIOR @ SOUTHERN MISS)

Opponent	G/GS	Min	FG-A	3-A	FT-A	Rebounds	PF	A	TO	Blk	Stl	Pts	
William Carey	13:52	6-7	0-0	2-4	1-0	1	0	0	0	0	0	14	
at Vanderbilt	14:51	3-4	0-0	0-0	1-3	4	1	0	1	0	0	6	
Loyola (LA)	22:49	5-9	0-0	2-3	1-8	9	1	1	2	1	1	12	
at Liberty *	24:38	2-7	0-1	4-4	4-3	7	0	1	2	0	1	8	
vs Winthrop *	28:32	4-7	0-0	4-6	4-3	7	2	1	0	0	1	12	
vs Purdue Ft Wayne *	19:12	4-6	0-0	2-2	1-3	4	1	0	3	0	0	10	
Mobile	DNP												
Montana	DNP												
at Northwestern State	DNP												
Lamar	DNP												
at Lamar	DNP												
McNeese	3:50	0-0	0-0	0-0	0-0	0	0	0	1	0	0	0	
at UNLV	15:24	3-4	0-0	0-1	1-3	4	1	0	4	0	0	6	
Troy *	35:05	5-9	0-0	2-2	1-5	6	2	0	3	1	1	12	
App State *	27:56	3-6	0-0	2-4	2-6	6	2	0	2	0	2	8	
at Louisiana *	20:31	1-2	0-0	0-0	1-2	3	2	0	2	0	0	2	
at ULM	24:05	1-5	0-0	0-0	0-4	4	2	2	2	0	1	2	
at Marshall *	19:33	1-2	0-0	2-4	4-5	9	0	2	3	0	0	4	
at Arkansas State *	29:09	10-15	0-0	2-2	2-6	8	1	0	2	0	1	22	
South Alabama *	34:56	5-8	0-0	1-1	3-6	9	4	1	0	0	0	11	
James Madison *	29:31	4-6	0-0	2-5	0-2	2	0	2	1	0	2	10	
Arkansas State *	30:13	5-12	0-0	1-2	3-7	10	2	0	0	0	1	11	
Texas State *	22:25	1-4	0-0	1-2	0-1	1	0	0	0	0	0	3	
at Troy *	32:26	8-11	0-0	3-3	3-4	7	2	1	4	0	2	19	
at Georgia State *	12:53	0-2	0-0	0-0	1-2	3	0	1	0	0	0	0	
Louisiana *	9:21	2-3	0-0	0-0	0-1	1	2	0	1	0	0	4	
ULM *	32:44	6-9	0-0	0-0	0-4	4	2	2	1	0	0	12	
at South Alabama *	25:01	5-9	0-0	0-0	0-2	2	0	0	0	0	0	10	
Ga. Southern *	31:16	4-8	0-0	1-2	5-9	14	2	1	2	1	1	9	
at Old Dominion *	18:55	2-4	0-0	1-3	0-2	2	1	0	0	1	0	5	
at Texas State *	35:57	5-7	0-0	4-5	3-8	11	1	0	3	0	1	14	
vs South Ala, (SBC) *	37:35	7-12	0-0	4-4	5-7	12	2	0	3	1	1	18	
at UAB (NIT) *	25:16	3-8	0-0	0-0	6-3	9	0	2	2	0	0	6	
Totals	28/22	676	104-185	0-1	40-59	52-107	159	33	17	44	5	16	248



ARKANSAS RAZORBACKS

MEET THE RAZORBACKS

PLAYER CAREER GAME-BY-GAME STATS

CHANDLER LAWSON

2019-20 (FRESHMAN @ OREGON)

Opponent	G/GS	Min	FG-A	3-A	FT-A	Rebounds	PF	A	TO	Blk	Stl	Pts	
Fresno State	15:23	0-3	0-0	0-0	2-2	4	1	2	1	0	1	0	
Boise State	24:07	4-6	0-0	0-0	1-8	9	1	0	3	0	2	8	
vs Memphis	13:31	2-3	0-0	4-5	2-2	4	1	0	1	0	0	8	
UT Arlington	18:33	2-4	0-0	0-0	0-2	2	1	0	0	2	0	4	
Houston	12:43	2-3	0-0	0-0	0-1	1	3	1	0	0	0	4	
vs Seton Hall	17:58	2-2	0-0	3-5	2-2	4	1	1	1	2	1	7	
vs Gonzaga	18:26	2-3	0-0	2-2	1-3	4	3	0	0	1	1	6	
vs North Carolina	17:45	2-6	0-0	1-2	2-2	4	2	1	0	2	1	5	
Hawaii	20:50	1-3	0-0	4-4	0-5	5	0	2	1	0	0	6	
at Michigan	26:11	0-1	0-0	0-0	3-3	6	2	1	3	0	0	0	
Montana	18:07	2-2	0-0	1-2	1-0	1	0	0	0	0	1	5	
Texas Southern	12:43	1-2	0-0	0-0	0-1	1	1	2	1	0	0	2	
Alabama State	28:57	4-5	0-0	0-1	4-4	8	3	3	1	1	2	8	
at Colorado	15:36	2-2	0-0	0-0	0-3	3	0	5	1	1	0	4	
at Utah	20:35	4-8	0-0	0-0	3-5	8	1	0	0	0	1	8	
Arizona	16:52	0-1	0-0	1-2	3-0	3	2	1	0	0	0	1	
Arizona State	16:43	0-1	0-0	1-2	2-3	5	0	2	1	0	1	1	
at Washington State	7:03	1-2	0-0	0-0	0-2	2	1	0	0	0	0	2	
at Washington	28:07	7-12	0-0	2-3	4-8	12	3	3	2	0	0	16	
Southern California *	44:51	4-8	0-0	1-2	2-3	5	4	1	0	0	2	9	
UCLA	* 21:53	2-3	0-0	2-4	0-1	1	3	0	2	0	1	6	
at California	* 25:42	1-4	0-0	0-0	0-2	2	4	0	1	1	0	2	
at Stanford	* 15:14	0-3	0-0	0-0	1-3	4	1	1	1	0	0	0	
at Oregon State	* 22:51	3-5	0-0	1-2	1-4	5	1	1	0	0	2	7	
Colorado	* 16:37	1-2	0-0	1-1	0-1	1	1	1	1	0	2	3	
Utah	* 5:19	0-0	0-0	0-0	0-0	0	2	0	0	0	1	0	
at Arizona State	* 20:22	1-1	0-0	1-1	2-4	6	2	5	1	1	1	3	
at Arizona	* 19:48	1-3	0-0	0-0	0-3	3	3	2	1	0	0	2	
Oregon State	* 23:24	2-5	0-0	0-0	3-1	4	3	3	0	0	1	4	
California	* 18:37	2-3	1-1	1-2	0-3	3	2	3	1	1	0	6	
Stanford	* 15:15	1-2	0-0	0-0	1-0	1	4	0	1	2	0	2	
Totals	31/12	604	56-108	1-1	26-40	40-81	121	56	41	25	14	21	139

2020-21 (SOPHOMORE @ OREGON)

Opponent	G/GS	Min	FG-A	3-A	FT-A	Rebounds	PF	A	TO	Blk	Stl	Pts	
vs Missouri	19:30	2-5	0-0	0-0	1-3	4	1	0	1	0	0	4	
vs Seton Hall	11:28	1-5	0-2	0-2	1-4	5	0	0	1	0	0	2	
Eastern Washington	13:13	4-8	0-0	0-0	0-1	1	2	0	0	0	1	8	
Florida A&M	20:49	2-3	1-2	3-4	1-3	4	0	2	1	2	1	8	
at Washington	18:28	4-8	0-0	0-0	2-1	3	1	0	2	0	0	8	
San Francisco	13:19	2-4	1-1	0-0	0-4	4	2	1	0	0	0	5	
Portland	22:59	4-5	0-1	0-0	0-5	5	3	0	3	0	1	8	
California	14:20	1-1	0-0	1-1	2-3	5	2	1	2	1	1	3	
Stanford	16:22	0-0	0-0	0-2	1-2	3	3	0	0	0	0	0	
at Colorado	19:41	3-4	1-1	1-1	1-2	3	0	2	1	0	2	8	
at Utah	23:35	2-3	0-0	0-0	2-4	6	4	1	1	2	0	4	
Oregon State	* 22:49	0-2	0-0	1-2	0-1	1	1	0	1	0	0	1	
Washington State	* 16:02	0-3	0-0	0-0	2-2	4	5	2	0	1	1	0	
Washington	* 22:14	2-4	0-0	0-0	1-2	3	4	5	1	0	1	4	
at Arizona State	* 21:01	2-4	0-0	0-0	1-1	2	1	1	0	1	0	4	
at Arizona	* 27:14	2-3	0-0	2-4	4-1	5	3	0	0	0	0	6	
Colorado	* 31:02	1-3	0-0	5-7	1-2	3	2	0	0	0	2	7	
Utah	* 20:58	2-2	0-0	0-0	1-0	1	3	1	1	1	0	4	
at Southern Cal	* 14:34	1-3	1-2	0-2	0-0	0	0	1	1	0	1	3	
at Stanford	17:47	3-5	0-1	3-4	0-2	2	1	1	0	0	0	9	
at California	18:22	2-2	0-0	0-0	0-3	3	0	1	1	1	1	4	
Arizona	24:07	0-5	0-1	0-0	1-3	4	1	2	1	1	0	0	
UCLA	14:44	1-3	0-0	1-1	0-1	1	1	0	1	0	1	3	
at Oregon State	18:18	2-2	0-0	0-0	0-2	2	1	1	1	0	0	4	
vs Oregon St. (PAC12)	15:12	5-6	0-0	0-4	1-2	3	1	0	0	1	1	10	
vs Oregon St. (PAC12)	9:51	1-1	0-0	1-2	1-1	2	1	0	1	0	0	3	
vs Iowa (NCAA)	12:18	1-2	0-0	0-0	0-2	2	1	0	0	1	0	2	
vs Southern Cal (NCAA)	8:32	0-2	0-0	0-0	1-1	2	1	0	1	0	0	0	
Totals	28/8	507	50-98	4-11	18-36	25-58	83	45	22	22	12	14	12

CHANDLER LAWSON (CONTINUED)

2021-22 (JUNIOR @ MEMPHIS)

Opponent	G/GS	Min	FG-A	3-A	FT-A	Rebounds	PF	A	TO	Blk	Stl	Pts	
Tennessee Tech	5:04	0-0	0-0	0-0	0-1	1	0	0	1	0	0	0	
N.C. Central	7:03	0-2	0-1	0-4	1-2	3	1	2	1	1	0	0	
Saint Louis	4:13	1-1	0-0	0-0	0-1	1	0	1	0	1	0	2	
Western Kentucky	DNP												
vs Virginia Tech	3:34	1-1	0-0	0-0	0-3	3	1	0	0	1	0	2	
vs Iowa State	DNP-Inj												
at Georgia	DNP-Inj												
at Ole Miss	DNP-Inj												
Murray State	DNP-Inj												
Alabama	DNP-Inj												
at Alabama State	DNP-Inj												
at Tulane	DNP-Inj												
at Wichita State	DNP-Inj												
Tulsa	DNP-Inj												
Cincinnati	DNP-Inj												
at UCF	DNP-Inj												
at East Carolina	DNP-Inj												
SMU	DNP-Inj												
at Tulsa	16:00	1-1	0-0	0-3	0-2	2	2	0	0	1	0	2	
East Carolina	19:04	1-2	0-1	4-6	0-3	3	0	1	1	3	2	6	
UCF	17:07	1-2	0-0	0-0	0-5	5	2	1	0	0	2	2	
Tulane	12:31	1-5	0-0	2-2	1-5	6	1	0	2	2	1	4	
at Houston	4:19	0-0	0-0	0-0	0-0	0	0	0	0	0	0	0	
at Cincinnati	5:59	0-0	0-0	0-0	0-1	1	2	0	0	0	0	0	
at SMU	13:28	1-2	0-0	0-0	4-2	6	1	2	0	0	1	2	
Temple	2:45	0-0	0-0	0-0	0-0	0	0	0	2	0	1	0	
Wichita State	7:59	1-1	0-0	1-2	2-0	2	2	0	0	0	0	3	
at South Florida	DNP												
Houston	7:56	0-0	0-0	2-2	0-1	1	0	0	0	0	0	2	
vs UCF (AAC)	5:25	0-0	0-0	0-0	0-2	2	0	0	0	0	0	0	
vs SMU (AAC)	DNP												
vs Houston (AAC)	3:56	1-1	0-0	0-0	0-1	1	0	0	0	0	0	2	
vs Boise State (NCAA)	3:49	0-1	0-0	0-0	0-0	0	0	1	0	0	0	0	
vs Gonzaga (NCAA)	DNP												
Totals	17/0	140	9-19	0-2	9-19	8-29	37	12	8	7	9	7	27

2022-23 (SENIOR @ MEMPHIS)

Opponent	G/GS	Min	FG-A	3-A	FT-A	Rebounds	PF	A	TO	Blk	Stl	Pts
at Vanderbilt	16:34	3-4	0-1	0-0	0-1	1	2	0	2	0	0	6
at Saint Louis	12:13	2-4	0-0	1-2	2-0	2	3	0	1	0	1	5
VCU	* 19:02	1-2	0-0	0-2	0-5	5	4	1	1	0	1	2
vs Seton Hall	* 25:28	3-4	1-1	1-2	3-5	8	4	1	1	1	0	8
vs Nebraska	* 19:58	0-1	0-0	0-0	0-2	2	2	2	1	0	1	0
vs Stanford	* 27:35	4-5	0-0	0-0	4-4	8	0	1	1	1	0	8
North Alabama	* 26:26	3-6	0-1	2-4	0-5	5	3	0	0	0	0	8
Ole Miss	* 21:15	4-8	0-0	1-1	5-1	6	3	0	1	0	1	9
Little Rock	* 20:38	3-5	0-0	1-3	2-4	6	0	0	0	0	2	7
vs Auburn	* 14:39	0-1	0-0	2-2	1-1	2	3	1	3	0	1	2
at Alabama	* 20:19	2-5	0-0	1-2	0-4	4	3	1	0	0	1	5
Texas A&M	* 26:50	4-5	0-0	1-3	1-4	5	3	2	0	0	1	9
Alabama State	* 27:02	3-4	0-1	0-0	2-5	7	3	0	2	2	1	6
South Florida	* 18:10	5-6	0-0	1-2	0-5	5	3	2	1	0	2	11
at Tulane	* 21:55	1-4	0-0	2-2	3-4	7	3	4	1	4	0	4
East Carolina	* 16:15	1-2	0-0	1-2	1-3	4	0	1	1	0	0	3
at UCF	22:40	1-1	0-0	0-0	0-3	3	4	0	1	1	1	2
at Temple	12:43	2-4	0-0	0-0	3-1	4	0	0	2	0	0	4
Wichita State	12:10	1-2	0-0	1-2	0-2	2	4	0	1	1	1	3
at Cincinnati	21:16	1-1	0-0	1-2	0-4	4	0	0	0	0	0	3
SMU	25:17	4-4	0-0	4-6	3-6	9	2	1	0	1	0	12
at Tulsa	12:42	0-1	0-0	0-0	1-3	4	1	0	1	0	1	0
Tulane	9:39	2-6	0-0	1-1	4-2	6	0	0	2	1	1	5
at South Florida	22:21	2-5	0-1	1-2	0-3	3	4	3	0	0	1	5
Temple	9:15	1-1										

ARKANSAS RAZORBACKS

MEET THE RAZORBACKS

PLAYER CAREER GAME-BY-GAME STATS

TRAMON MARK

2020-21 (FRESHMAN AT HOUSTON)

Opponent	G/GS	Min	FG-A	3-A	FT-A	Rebounds	PF	A	TO	Blk	Stl	Pts
Lamar	16:52	5-8	2-3	10-13	2-6	8	3	2	2	0	1	22
Boise State	23:15	2-6	1-2	4-4	0-2	2	3	1	1	0	0	9
vs Texas Tech	18:36	3-5	0-2	5-7	0-2	2	4	0	2	0	0	11
South Carolina	* 35:23	4-12	1-8	9-12	0-4	4	1	1	0	1	2	18
Alcorn	30:39	4-11	0-2	1-2	1-3	4	2	4	1	0	1	9
Temple	* 29:51	4-9	1-4	3-4	0-2	2	5	4	4	0	3	12
at UCF	8:25	0-2	0-1	0-0	0-0	0	2	0	1	0	1	0
at Tulsa	10:41	0-4	0-1	0-2	1-2	3	1	0	0	0	1	0
at SMU	15:29	2-6	1-3	0-0	0-1	1	0	0	2	0	2	5
Wichita State	17:01	0-2	0-1	1-2	0-0	0	1	0	0	0	1	1
Tulane	23:19	1-8	0-3	1-2	0-5	5	0	3	2	0	0	3
UCF	17:44	2-6	0-2	1-1	1-1	2	2	2	2	0	0	5
Tulsa	18:58	4-9	2-4	1-2	2-4	6	1	0	3	0	3	11
at Temple	16:59	2-4	1-2	0-0	0-2	2	1	2	0	0	1	5
at Tulane	31:05	6-12	1-5	3-3	2-3	5	4	3	1	0	1	16
SMU	17:07	1-7	0-1	4-4	1-1	2	4	0	2	0	0	6
at East Carolina	16:44	1-2	0-1	0-0	0-1	1	1	2	1	0	0	2
Our Lady of the Lake	* 21:54	9-12	2-3	2-2	1-5	6	3	6	3	1	3	22
at South Florida	13:49	1-3	0-0	2-2	1-1	2	2	0	1	0	2	4
@ Wichita St.	16:20	2-6	0-2	0-0	1-4	5	0	2	1	0	0	4
Cincinnati	25:12	4-10	0-2	4-4	1-5	6	2	3	1	0	1	12
Western Kentucky	19:46	5-8	2-3	0-0	0-3	3	1	0	1	1	1	12
South Florida	20:18	3-6	2-3	0-0	1-1	2	2	4	0	0	0	8
Memphis	27:58	3-12	2-4	0-0	1-3	4	2	1	0	2	0	8
vs Tulane (AAC)	16:03	1-4	0-2	0-0	1-0	1	1	2	0	0	1	2
vs Memphis (AAC)	14:57	0-3	0-0	3-4	0-1	1	1	2	2	0	0	3
vs Cincinnati (AAC)	19:32	4-13	0-1	0-0	3-1	4	2	7	1	0	1	8
vs Cleve St. (NCAA)	23:23	5-10	0-2	5-6	0-3	3	2	2	1	0	3	15
vs Rutgers (NCAA)	25:26	3-10	0-2	2-3	3-3	6	0	0	0	0	1	8
vs Syracuse (NCAA)	14:44	2-6	1-2	1-2	0-0	0	1	1	2	0	0	6
vs Oregon St. (NCAA)	12:37	0-2	0-2	0-0	1-1	2	0	1	0	0	0	0
vs Baylor (NCAA)	20:14	2-6	0-0	0-0	0-1	1	1	0	0	0	0	4
Totals	32/4	642	85-224	19-73	62-81	24-71	95	55	37	5	30	251

2021-22 (SOPHOMORE AT HOUSTON)

Opponent	G/GS	Min	FG-A	3-A	FT-A	Rebounds	PF	A	TO	Blk	Stl	Pts	
Hofstra	DNP-Inj												
Rice	DNP-Inj												
Virginia	DNP-Inj												
vs Butler	17:02	2-6	0-1	1-2	0-1	1	2	1	0	0	1	5	
vs Wisconsin	13:43	3-6	0-0	2-2	0-2	2	2	1	0	0	0	8	
vs Oregon	18:36	3-8	0-2	0-0	0-0	0	1	4	2	0	2	6	
Northwestern State	19:25	5-9	2-5	0-0	0-4	4	2	4	2	0	1	12	
Bryant	27:54	7-11	2-5	6-6	0-4	4	3	4	1	0	2	22	
Alcorn	27:06	5-9	1-3	7-7	3-1	4	4	3	4	1	3	18	
at Alabama	17:52	0-6	0-2	0-0	0-2	2	3	0	1	1	1	0	
Louisiana	DNP-Inj												
vs Oklahoma State	DNP-Inj												
Texas State	DNP-Inj												
at Temple	DNP-Inj												
at South Florida	DNP-Inj												
Wichita State	DNP-Inj												
at Tulsa	DNP-Inj												
South Florida	DNP-Inj												
East Carolina	DNP-Inj												
at UCF	DNP-Inj												
Tulane	DNP-Inj												
at Cincinnati	DNP-Inj												
at SMU	DNP-Inj												
Memphis	DNP-Inj												
UCF	DNP-Inj												
at Wichita State	DNP-Inj												
at Tulane	DNP-Inj												
SMU	DNP-Inj												
Cincinnati	DNP-Inj												
Temple	DNP-Inj												
at Memphis	DNP-Inj												
vs Cincinnati (AAC)	DNP-Inj												
vs Tulane (AAC)	DNP-Inj												
vs Memphis (AAC)	DNP-Inj												
vs UAB (NCAA)	DNP-Inj												
vs Illinois (NCAA)	DNP-Inj												
vs Arizona (NCAA)	DNP-Inj												
vs Villanova (NCAA)	DNP-Inj												
Totals	7/0	143	25-55	5-18	16-17	3-14	17	17	17	10	2	10	71

TRAMON MARK (CONTINUED)

2022-23 (R-SOPHOMORE AT HOUSTON)

Opponent	G/GS	Min	FG-A	3-A	FT-A	Rebounds	PF	A	TO	Blk	Stl	Pts	
Northern Colorado	* 23:32	2-6	2-4	0-0	2-3	5	0	1	0	0	0	6	
vs Saint Joseph's	* 22:58	5-9	0-3	2-2	1-5	6	4	1	2	0	1	12	
Oral Roberts	* 28:07	8-12	1-1	6-6	1-3	4	0	0	1	0	0	23	
Texas Southern	* 23:51	1-6	0-1	2-2	0-2	2	1	0	3	0	2	4	
at Oregon	* 30:39	3-7	1-2	1-1	2-1	3	4	1	4	1	0	8	
Kent State	* 32:32	1-6	1-3	2-4	2-5	7	3	3	2	0	1	5	
Norfolk State	* 31:51	6-13	2-5	2-3	2-3	5	2	6	0	0	0	16	
vs Saint Mary's (CA)	* 30:40	3-10	1-3	0-0	1-1	2	2	1	0	0	2	7	
North Florida	* 24:29	4-10	0-2	2-2	1-1	2	2	2	0	1	0	10	
Alabama	* 24:25	4-9	2-3	0-0	1-1	2	5	1	2	0	1	10	
N.C. A&T	* 18:44	0-5	0-2	1-3	1-2	3	1	0	1	0	1	1	
at Virginia	* 36:54	3-6	2-2	5-6	1-5	6	0	3	1	0	0	13	
McNeese State	* 20:47	1-7	1-4	0-0	2-2	4	0	5	1	0	3	3	
at Tulsa	* 19:38	6-10	2-4	0-0	0-1	1	1	2	0	0	1	14	
UCF	* 34:51	6-9	2-3	5-7	2-4	6	2	1	2	1	1	19	
SMU	* 21:40	3-7	0-1	4-4	1-2	3	2	1	0	0	0	10	
at Cincinnati	* 31:50	4-10	2-5	0-0	2-3	5	1	5	1	1	2	10	
South Florida	* 36:19	4-10	0-2	5-9	2-2	4	1	1	1	0	2	13	
at Tulane	* 35:03	5-11	2-4	0-0	1-6	7	2	2	1	2	2	12	
Temple	* 33:10	2-9	0-0	2-4	0-6	6	2	1	0	1	0	6	
at UCF	* 29:22	3-11	1-7	0-1	2-4	6	4	1	4	0	0	7	
Cincinnati	* 24:48	2-4	1-2	0-0	1-2	3	1	1	1	1	1	5	
at Wichita State	* 32:19	4-7	2-3	2-2	2-3	5	2	0	0	1	2	12	
at Temple	* 36:13	2-7	0-3	2-3	1-4	5	2	5	0	1	2	6	
Tulsa	* 28:49	3-11	2-6	1-1	3-6	9	3	2	3	2	0	9	
at SMU	* 28:05	2-8	1-5	6-7	1-8	9	2	0	1	0	0	11	
Memphis	* 26:09	1-5	1-2	3-4	0-1	1	4	2	1	0	2	6	
Tulane	* 29:27	5-7	3-4	0-0	1-2	3	2	1	0	1	4	13	
at East Carolina	* 35:06	7-15	2-5	4-5	0-9	9	0	3	0	0	0	20	
Wichita State	* 24:33	1-5	0-3	0-0	0-1	1	0	4	1	1	1	2	
at Memphis	* 34:39	6-10	2-4	2-2	1-7	8	1	0	2	1	2	16	
vs East Caro. (AAC)	* 29:53	1-10	1-4	1-2	1-4	5	3	4	1	0	3	4	
vs Cincinnati (AAC)	* 27:18	2-8	0-2	4-4	1-4	5	4	3	1	0	0	8	
vs Memphis (AAC)	* 34:20	3-10	0-1	4-5	2-6	8	3	2	3	0	0	10	
vs N. Ky. (NCAA)	* 35:16	2-8	0-4	0-0	0-6	6	2	1	3	0	1	4	
vs Auburn (NCAA)	* 37:21	9-17	0-4	8-9	3-6	9	1	0	1	0	1	26	
vs Miami, FL (NCAA)	* 34:25	4-13	2-6	4-4	2-3	5	2	1	1	0	1	14	
Totals	37/37	1088	128-326	39-119	80-102	47-134	181	71	67	45	15	39	375

KEYON MENIFIELD

2022-23 (FRESHMAN AT WASHINGTON)

Opponent	G/GS	Min	FG-A	3-A	FT-A	Rebounds	PF	A	TO	Blk	Stl	Pts
Weber State	13:43	3-4	2-2	0-0	1-0	1	4	1	1	1	0	8
North Florida	* 36:54	7-21	2-4	5-5	2-0	2	2	3	0	0	1	21
Utah Tech	* 40:00	9-14	4-6	4-5	0-2	2	1	3	2	1	0	26
California Baptist	33:57	4-14	0-4	0-1	1-1	2	1	2	4	0	1	8
vs Fresno State	21:02	3-8	1-5	0-2	0-2	2	1	1	0	0	0	7
vs Saint Mary's (CA)	18:37	1-6	1-1	0-0	0-2	2	1	1	0	0	3	3
Seattle	12:25	0-2	0-1	0-1	0-2	2	0	2	1	0	1	0
at Oregon State	25:28	2-4	2-3	0-0	0-3	3	2	5	3	1	2	6
Colorado	8:36	0-2	0-1	0-0	0-0	0	0	0	0	0	1	0
at Gonzaga	17:58	2-5	0-1	1-2	0-1	1	0	0	0	0	0	5
Cal Poly	32:16	2-9	1-5	2-2	0-3	3	2	3	0	2	2	7
Idaho State	28:06	4-8	2-4	3-3	0-1	1	2	7	2	0	2	13
Auburn	25:00	4-9	1-2	0-0	0-1	1	0	3	0	0	2	

ARKANSAS RAZORBACKS

MEET THE RAZORBACKS

PLAYER CAREER GAME-BY-GAME STATS

MAKHI MITCHELL

2019-20 (FRESHMAN AT MARYLAND)

Opponent	GS	Min	FG-A	3-A	FT-A	Rebounds	PF	A	TO	Blk	Stl	Pts
Holy Cross	7:55	3-5	0-0	0-0	1-2	3	2	0	0	0	1	6
Rhode Island	* 4:07	1-1	0-0	0-0	0-0	0	4	0	1	1	0	2
Oakland	* 6:16	1-2	0-0	1-3	0-1	1	3	0	0	0	0	3
Fairfield	6:35	0-2	0-0	0-2	0-2	2	0	0	0	2	0	0
George Mason	9:43	2-5	0-0	8-12	4-4	8	1	0	1	2	0	12
vs Temple	* 19:17	2-4	0-0	2-3	0-3	3	2	0	1	1	0	6
vs Harvard	* 7:58	0-0	0-0	1-2	0-3	3	2	0	1	1	0	1
vs Marquette	10:19	2-3	0-0	0-0	1-5	6	1	0	1	0	0	4
Notre Dame	9:13	0-3	0-0	0-0	1-3	4	2	0	0	1	0	0
Illinois	* 8:02	0-2	0-0	0-0	0-1	1	2	2	0	0	0	0
at Penn State	* 16:25	0-4	0-0	0-0	3-3	6	0	0	3	0	1	0
at Seton Hall	4:52	1-3	0-0	0-0	0-2	2	0	0	0	0	0	2
Totals	6	111	12-34	0-0	12-22	10-29	39	19	2	8	2	36

* - Was only at Maryland for one semester

2020-21 (SOPHOMORE AT RHODE ISLAND)

Opponent	GS	Min	FG-A	3-A	FT-A	Rebounds	PF	A	TO	Blk	Stl	Pts
vs Arizona State	* 15:49	2-4	0-0	0-4	3-4	7	4	0	3	0	2	4
vs Boston College	* 19:50	3-6	0-0	0-3	1-5	6	4	0	4	0	0	6
vs South Florida	18:37	0-0	0-0	7-8	0-3	3	3	0	0	0	1	7
vs San Francisco	14:16	0-4	0-0	5-6	0-5	5	2	1	1	1	1	5
Seton Hall	22:07	5-7	0-0	1-1	2-9	11	3	0	1	2	0	11
at Wisconsin	16:23	2-4	0-0	4-6	0-1	1	5	1	0	1	0	8
at Western Kentucky	5:27	0-1	0-0	0-0	0-1	1	1	0	0	0	0	0
Davidson	DNP-Inj											
St. Bonaventure	DNP-Inj											
Saint Joseph's	DNP-Inj											
at Richmond	DNP-Inj											
at VCU	DNP-Inj											
at Massachusetts	DNP-Inj											
George Mason	DNP-Inj											
at Duquesne	DNP-Inj											
Fordham	DNP-Inj											
at La Salle	DNP-Inj											
at Dayton	DNP-Inj											
VCU	DNP-Inj											
Massachusetts	DNP-Inj											
at Saint Louis	DNP-Inj											
Dayton	DNP-Inj											
at Geo Washington	DNP-Inj											
at Duquesne	DNP-Inj											
vs Dayton (A-10)	DNP-Inj											
Totals	2	112	12-26	0-0	17-28	6-28	34	22	2	10	4	41

2021-22 (JUNIOR AT RHODE ISLAND)

Opponent	GS	Min	FG-A	3-A	FT-A	Rebounds	PF	A	TO	Blk	Stl	Pts
Boston U.	* 29:04	4-7	0-0	3-9	1-4	5	4	2	5	3	2	11
Bryant	* 18:34	5-11	0-0	3-4	4-14	18	4	3	5	0	0	13
Boston College	* 26:37	4-4	1-1	1-3	0-8	8	5	2	4	2	0	10
vs Tulsa	* 21:07	2-3	0-0	4-4	0-2	2	4	1	3	3	0	8
vs Boston College	* 29:47	3-4	0-0	2-2	0-5	5	3	3	2	0	1	8
at FGCU	* 27:44	6-10	0-2	0-0	4-2	6	4	1	3	1	1	12
Georgia State	* 23:43	3-5	0-1	4-7	4-8	12	3	1	3	0	0	10
at Harvard	* 14:00	2-4	0-0	0-0	0-2	2	5	1	4	0	1	4
at Providence	* 17:47	1-3	1-1	1-2	0-3	3	4	0	5	1	0	4
Sacred Heart	* 22:56	5-6	0-0	1-3	1-3	4	1	1	3	1	1	11
@ Milwaukee	* 29:57	7-12	0-1	2-2	4-6	10	4	0	4	0	0	16
American Int'l	* 27:59	7-8	0-0	5-9	3-5	8	1	1	6	2	1	19
at Davidson	* 13:01	1-3	0-0	0-1	0-4	4	4	0	1	0	0	2
Saint Joseph's	* 20:56	5-9	0-0	2-3	1-2	3	2	1	2	1	2	12
at Massachusetts	* 28:57	2-6	1-2	2-2	0-4	4	2	8	2	2	0	7
La Salle	* 21:54	4-9	0-0	2-2	1-3	4	3	1	2	2	2	10
George Washington	* 24:16	1-3	0-1	2-12	1-9	10	4	0	2	0	2	4
Richmond	* 27:49	4-12	0-2	1-3	3-9	12	2	0	1	2	2	9
at Dayton	* 29:09	6-11	0-0	0-1	2-9	11	3	1	4	2	3	12
at Fordham	* 19:05	1-4	0-0	1-3	1-3	4	3	2	1	1	2	3
Massachusetts	* 26:00	4-6	0-0	5-7	3-10	13	1	6	3	4	0	13
at VCU	* 30:02	5-13	0-0	1-5	4-3	7	4	1	3	0	3	11
Davidson	* 29:14	5-9	1-1	5-6	4-7	11	4	2	0	2	0	16
Dayton	* 29:39	3-12	0-1	1-2	3-8	11	2	1	1	3	0	7
at Geo Washington	* 30:39	5-7	1-1	2-2	0-10	10	2	2	5	0	0	13
at St. Bonaventure	* 30:17	7-12	0-2	0-0	0-9	9	4	1	1	3	2	14
Duquesne	* 15:32	2-3	0-0	1-4	1-2	3	1	2	3	0	0	5
Saint Louis	24:07	6-9	0-1	1-3	3-5	8	2	3	6	6	2	13
at Saint Joseph's	24:08	2-8	1-3	3-4	0-2	2	3	1	3	1	2	8
vs Duquesne (A-10)	11:47	3-6	1-1	3-6	2-6	8	0	0	0	0	0	10
vs Richmond (A-10)	22:51	6-13	0-2	1-2	0-8	8	3	0	0	1	1	13
Totals	27	749	121-232	7-23	59-113	50-175	225	91	48	87	43	308

MAKHI MITCHELL (CONTINUED)

2022-22 (SENIOR AT ARKANSAS)

Opponent	G/GS	Min	FG-A	3-A	FT-A	Rebounds	PF	A	TO	Blk	Stl	Pts	
North Dakota State	* 19:39	4-5	0-0	0-0	1-3	4	4	1	0	0	3	8	
Fordham	* 25:21	4-7	0-0	0-0	2-2	4	3	2	0	2	3	8	
South Dakota State	* 15:06	2-5	0-0	1-3	1-3	4	3	3	2	0	1	5	
vs Louisville	* 17:35	2-3	0-0	1-2	3-3	6	3	1	2	1	0	5	
vs Creighton	* 8:45	1-2	0-0	0-0	1-0	1	3	0	2	0	1	2	
vs San Diego State	* 10:59	0-0	0-0	2-2	0-3	3	1	0	0	0	1	2	
Troy	* 28:47	6-8	0-0	2-2	4-5	9	2	0	2	3	0	14	
San Jose State	* 11:30	4-6	0-0	0-1	2-2	4	1	0	1	1	1	8	
UNC Greensboro	* 31:32	4-5	0-0	5-7	0-14	14	2	1	0	4	2	13	
vs Oklahoma	* 21:30	5-8	0-0	0-0	0-6	6	2	4	0	2	1	10	
vs Bradley	* 16:43	3-5	0-0	0-0	1-2	3	5	2	2	1	2	6	
UNC Asheville	* 15:35	4-5	0-0	1-4	0-1	1	2	3	0	2	3	9	
at LSU	* 35:54	3-5	0-0	2-3	2-10	12	3	1	1	3	0	8	
Missouri	* 14:50	4-7	0-0	0-0	3-4	7	3	0	1	2	0	8	
at Auburn	* 22:22	3-4	0-0	0-3	1-6	7	2	0	1	2	0	6	
Alabama	* 26:51	3-5	0-0	4-6	3-2	5	5	1	3	0	1	10	
at Vanderbilt	* 22:10	4-7	1-1	2-4	3-5	8	5	0	0	1	0	11	
at Missouri	* 35:23	1-3	0-0	5-6	1-8	9	5	1	2	1	0	7	
Ole Miss	15:58	1-1	0-0	2-2	0-2	2	2	1	0	1	1	4	
LSU	* 28:23	4-6	0-0	2-2	3-5	8	2	1	3	3	0	10	
at Baylor	* 16:28	2-2	0-0	0-0	1-3	4	5	1	1	1	0	4	
Texas A&M	* 15:02	3-5	0-0	0-0	1-4	5	3	0	0	3	1	6	
at South Carolina	* 5:00	1-2	0-0	0-0	1-1	2	0	0	0	0	0	2	
at Kentucky	* 25:51	1-1	0-0	2-2	3-6	9	2	2	0	0	1	4	
Mississippi State	* 11:06	3-3	0-0	0-1	1-3	4	5	0	0	1	0	6	
at Texas A&M	* 26:03	4-4	0-0	3-4	3-6	9	3	1	0	2	0	11	
Florida	* 20:00	5-7	0-0	0-0	2-8	10	1	1	1	2	1	10	
Georgia	* 23:20	3-4	0-0	1-1	1-4	5	2	4	0	1	1	7	
at Alabama	* 12:40	0-2	0-0	0-0	2-0	2	2	2	3	2	0	0	
at Tennessee	* 17:09	0-2	0-0	2-2	1-2	3	0	1	0	1	0	2	
Kentucky	* 18:20	1-2	0-0	0-0	1-0	1	2	1	0	0	0	2	
vs Auburn (SEC)	23:39	5-7	0-0	2-2	4-2	6	3	2	1	0	1	12	
vs Texas A&M (SEC)	* 30:14	6-6	0-0	3-4	4-2	6	3	1	2	4	3	15	
vs Illinois (NCAA)	23:01	4-5	0-0	1-2	1-6	7	3	1	0	2	0	9	
vs Kansas (NCAA)	19:23	3-4	0-0	0-1	1-1	2	5	0	2	1	2	6	
vs UConn (NCAA)	10:49	1-4	0-0	0-0	0-0	0	0	0	1	0	1	2	
Totals	36/31	727	104-157	1-1	43-66	58-134	192	97	39	33	49	31	252

JOSEPH PINION

2022-23 (FRESHMAN)

Opponent	GS	Min	FG-A	3-A	FT-A	Rebounds	PF	A	TO	Blk	Stl	Pts
North Dakota State	3:08	0-0	0-0	0-0	0-0	0	0	0	0	0	0	0
Fordham	3:32	1-1	0-0	0-0	0-0	0	1	0	0	0	1	2
South Dakota State	4:43	0-4	0-3	2-2	0-0	0	1	0	0	0	0	2
vs Louisville	3:58	0-1	0-0	2-2	0-2	2	2	0	0	0	0	2
vs Creighton	0:08	0-0	0-0	0-0	0-0	0	0	0	0	0	0	0
vs San Diego State	DNP											
Troy	1:31	0-0	0-0	0-0	0-1	1	0	0	0	0	0	0
San Jose State	5:16	2-3	1-1	0-0	1-1	2	1	0	0	0	0	5
UNC Greensboro	DNP											

SIDNEY MONCRIEF

One of the famed "Triplets" that led Arkansas to the 1978 Final Four and five-time NBA All-Star, Moncrief was inducted to the College Basketball Hall of Fame in 2019 and the Naismith Memorial Basketball Hall of Fame in 2020.



IN THIS SECTION

Bud Walton Arena / Nolan Richardson Court	98
Bud Walton Arena Record/Attendance By Year	99
Bud Walton Record Crowds / Arenas Records.....	100
Bud Walton Arena Records	101
Barnhill Arena Record By Year	102
History	103-105
Memorable Games	106-115
- 1994 National Champions	106-107
- Final Fours	108
- NCAA Leaders	113
All-Americans	1116-117
SEC Honors	118-19
SWC Honors	120
Regional Honors	121
NCAA/National/Miscellaneous Honors	122
Letterwinners.....	123-125
Arkansas in the Final Polls.....	126-127
Razorbacks In The NBA	128-131
Hall of Fame/Hall of Honor.....	132

BUD WALTON ARENA

THE BASKETBALL PALACE OF MID-AMERICA

Arkansas has played in Bud Walton Arena - The Basketball Palace of Mid-America - for 29 years and has drawn more than seven million fans. In that time, it has ranked among national attendance leaders every season and the Hogs have won 81 percent of their home games.

When Arkansas joined the Southeastern Conference in August of 1990, then-Razorback Athletic Director Frank Broyles knew the athletic facilities had to be upgraded to contend in America's most nationally competitive league.

His attention turned immediately to basketball. The Hogs were very successful, coming off a Final Four trip earlier that year, but had just a 9,000-seat home, Barnhill Arena.

One day, Bud Walton, co-founder of Walmart, visited Broyles and asked him what Arkansas needed most to be competitive in the SEC. Broyles mentioned the need for additional basketball seats and was asked by Walton what a new arena would cost. The figure \$30 million was discussed and Walton offered to pay half. From that visit, Bud Walton Arena was born.

Groundbreaking to grand opening was accomplished in a remarkable 18 months. The Razorbacks' first official game in Bud Walton came on Nov. 29, 1993, a 93-67 win over Murray State. A few days later (Dec. 2), the facility was officially dedicated in a 120-68 win over Missouri. Everything went perfectly during the first full year. Not only did Arkansas sell out the arena, the Razorbacks were unbeaten in their new home (16-0) and won the 1994 National Championship.

Through 30 seasons in Bud Walton Arena, the Hogs carry a 419-94 (.817) record and over 8.1 million have come through the doors. Arkansas has ranked in the top 30 nationally in attendance every year in BWA.

In fact, Arkansas led the NCAA in total attendance in each of the last two years (2020-21 and 2021-22) despite COVID-19 restrictions that saw Bud Walton Arena at just 25 percent capacity in 2020-21. The 2021-22 and 2022-23 seasons were sellouts before the first game was played both years and, on Feb. 8, 2022, a record crowd of 20,327 saw the Razorbacks upset top-ranked Auburn.

Entering the 2022-23 campaign, Arkansas has a combined mark of 723-188 in its last two home arenas for an outstanding home winning percentage of .794 over the last 66 years.

Bud Walton Arena houses the **TOMMY BOYER HALL OF CHAMPIONS** that includes a tribute to Arkansas' 1994



NCAA Championship and multiple Final Four appearances as well as the history of Razorback basketball.

Enhancements prior to the 2009 season included the addition of courtside seating, electronic signage at the scorer's table, new retractable seats in the lower level, electronic ribbon boards along the bottom of the upper deck, replacing the Razorback on the court with the classic Razorback logo and opening up the student section by converting it from chairback seats to benches.

Eight suites were added prior to the 2008 season, raising the total to 47.

The Razorbacks received an expanded locker room in 2005, which was redesigned in 2012 and includes a lounge with a spacious meeting area.

In the summer of 2015, a \$4 million investment was made to the arena to maximize fan experience. Fans will immediately notice a new center hung video board with four LED displays that will give Bud Walton Arena

the largest video display of any basketball facility in the country. To go along with the visual enhancements, a brand new sound system was also installed to enhance volume and clarity for every seat in the arena.

As captivating as the displays, museum and championship banners are, the aspect of the facility demanding the most attention is spirit. Every game still produces an NCAA Tournament-type atmosphere with the exception of the crowd, which is anything but neutral.

According to Rosser International in Atlanta, when the arena was built, there were more seats in less space than in any such facility in the world. It's no wonder the noise level can be absolutely ear-splitting.

From pre-game to post-game, Bud Walton Arena is perfectly choreographed with the band, the spirit groups, the lighting system, the public address, the scoreboard and the team. Each game at Bud Walton Arena is a rich experience, leaving Razorback fans hungry for more.

NOLAN RICHARDSON COURT

The University unveiled Nolan Richardson Court at Bud Walton Arena on October 20, 2019, prior to a season-opening exhibition game with Arkansas-Little Rock. Arkansas won the game 79-64 on the newly-named court.

Leading up to that win, on March 28, 2019 the University of Arkansas System Board of Trustees unanimously approved a resolution to name the court at Bud Walton Arena for Hall of Fame and legendary University of Arkansas head men's basketball coach Nolan Richardson.

Richardson was 389-169 in 17 seasons as Arkansas head coach and set a school record for wins. Among his many honors are NABC and Naismith Coach of the Year (1994), USBWA Most Courageous Award (1995), University of Arkansas Sports Hall of Honor (1996), Arkansas Sports Hall of Fame (1998), College Basketball Hall of Fame (2008), the Naismith Memorial Basketball Hall of Fame (2014) and NAIA Hall of Fame (2023). He was honored with a banner in the rafters of Bud Walton Arena on Feb. 24, 2015.

He led the Razorbacks to 13 NCAA Tournament appearances including six Sweet 16's (1990, 1991, 1993, 1994, 1995, 1996), four Elite Eights (1990, 1991, 1994, 1995), three Final Fours (1990, 1994, 1995) a national runner-up finish (1995) and the 1994 NCAA Championship.


In Richardson's 22 combined years as a head coach at the collegiate level - at Western Texas Junior College, the University of Tulsa and the University of Arkansas - he compiled a record of 508-206 (.711) and became the only head coach in college basketball history to win a National Junior College Championship, NIT Championship and NCAA Championship.





ARKANSAS' ALL-TIME RECORD AT BWA

Year	Record	SEC Record	Attendance	Average	Natl Rk (Avg.)
1993-94	16-0 (1.000)	8-0 (1.000)	322,146	20,134	4th
1994-95	14-1 (.933)	7-1 (.875)	301,212	20,081	4th
1995-96	14-4 (.778)	6-2 (.750)	346,698	19,261	5th
1996-97	15-3 (.833)	6-2 (.750)	329,540	18,308	5th *
1997-98	15-0 (1.000)	8-0 (1.000)	291,089	19,406	4th
1998-99	14-2 (.875)	6-2 (.750)	292,704	18,294	5th
1999-00	9-5 (.643)	5-3 (.625)	249,300	17,807	6th
2000-01	16-2 (.889)	7-1 (.875)	292,057	16,225	9th
2001-02	11-5 (.688)	5-3 (.625)	241,033	15,065	13th
2002-03	8-8 (.563)	3-5 (.375)	236,638	14,790	14th
2003-04	10-6 (.625)	4-4 (.500)	236,676	14,792	13th
2004-05	13-3 (.813)	5-3 (.625)	252,608	15,788	9th
2005-06	15-1 (.938)	7-1 (.875)	239,336	14,958	12th
2006-07	13-3 (.813)	5-3 (.625)	267,520	16,720	9th
2007-08	15-1 (.938)	7-1 (.875)	274,360	17,148	8th
200-09	12-6 (.667)	2-6 (.250)	288,781	16,043	11th
2009-10	12-9 (.571)	5-3 (.625)	276,821	13,182	25th
2010-11	15-3 (.833)	5-3 (.625)	216,398	12,022	29th
2011-12	17-3 (.850)	5-3 (.625)	262,329	13,116	23rd
2012-13	17-1 (.944)	9-0 (1.000)	251,968	13,998	20th
2013-14	17-2 (.894)	7-2 (.778)	269,838	14,202	21st
2014-15	16-2 (.889)	7-2 (.778)	283,485	15,750	11th
2015-16	13-4 (.764)	6-3 (.667)	258,705	15,218	12th
2016-17	15-3 (.833)	6-3 (.667)	274,446	15,247	12th
2017-18	15-2 (.882)	7-2 (.778)	275,084	16,181	9th
2018-19	12-6 (.667)	5-4 (.556)	275,012	15,278	11th
2019-20	14-4 (.778)	5-4 (.556)	278,632	15,480	12th
2020-21	16-1 (.941)	8-1 (.889)	72,822 ^ #	4,284 ^	1st #
2021-22	17-1 (.944)	8-1 (.889)	346,727 % #	19,263	3rd #
2022-23	13-3 (.813)	6-3 (.667)	307,200 #	19,200	3rd #
Totals	419-94 (.817)	174-68 (.719)	8,111,165	15,811	



BUD WALTON, a co-founder of Walmart, was the key contributor to Arkansas' world-class facility.


* - National rank based on regular-season average of 19,321
% - led NCAA In total attendance

^ - 25% capacity was the max due to COVID-19 protocols
- based on games played in Bud Walton Arena only



LARGEST CROWDS

Rk	Attendance	Opponent	Date
1.	20,237	Auburn	02/08/22
2.	20,320	Kentucky	01/26/97
3.	20,298	Auburn	02/24/99
	20,298	Kentucky	01/29/95
5.	20,275	Alabama	01/24/98
6.	20,274	Georgia	03/03/01
7.	20,272	Auburn	03/04/95
8.	20,270	Cincinnati	12/09/95
9.	20,268	Kentucky	01/29/05
	20,268	Alabama	01/24/95
11.	20,266	Kentucky	02/25/01
12.	20,264	LSU	01/31/95
13.	20,262	Alabama	02/16/94
14.	20,260	Memphis	02/09/95
15.	20,258	Missouri	12/06/97
	20,258	Ole Miss	02/18/95
17.	20,256	Missouri	12/05/95
18.	20,248	Ole Miss	02/05/98
	20,248	Alabama	02/28/96
20.	20,246	Vanderbilt	02/01/94
21.	20,242	Mississippi State	01/11/95
	20,242	Auburn	02/21/98
	20,242	Tulsa	12/23/94
24.	20,230	Florida	02/12/94
25.	20,224	Mississippi State	03/05/94
26.	20,214	Tennessee	01/07/95
27.	20,212	Missouri	12/2/93
28.	20,208	Louisville	12/21/96
	20,208	Auburn	02/26/94
	20,208	LSU	01/11/94
31.	20,202	South Carolina	02/18/98
32.	20,198	Kentucky	02/20/99
33.	20,190	Georgia	02/15/97
34.	20,186	Providence	01/23/99
35.	20,184	Mississippi State	02/13/99
	20,184	Delaware State	12/11/93
37.	20,168	Georgia	01/16/99
	20,168	Montevallo	02/25/95
39.	20,164	Vanderbilt	02/07/98
40.	20,162	Mississippi State	01/20/96
41.	20,158	LSU	01/30/96
42.	20,118	South Carolina	01/22/94
43.	20,114	LSU	01/27/99
44.	20,104	Ole Miss	01/09/98
	20,104	LSU	01/11/97
	20,104	Arizona	11/17/95
47.	20,102	Murray State	12/10/94
48.	20,098	Texas Southern	12/28/93
49.	20,096	Ole Miss	01/05/94
50.	20,084	Jackson State	12/18/93
51.	20,068	Tennessee	02/02/99
52.	20,048	Murray State	11/29/93
53.	20,034	Montevallo	02/05/94
54.	20,018	Florida A&M	12/21/94
55.	20,014	Centenary	12/06/94
56.	20,008	SMU	01/03/94
57.	20,006	Memphis	02/01/97
58.	20,002	UL Monroe	11/15/95



CORLISS WILLIAMSON led Arkansas in scoring in the final game at Barnhill Arena (19 pts) and the first game at Bud Walton Arena (13 pts).

HOME GAME RECORDS

BOTH BARNHILL ARENA AND BUD WALTON ARENA

POINTS:	Individual:	51, Rotnei Clarke vs. Alcorn State, 11/13/10
	Team:	166, vs. U.S. International, 12/09/89
	Combined Teams:	267 (UA 166, U.S. International 101), 12/09/89
FG MADE:	Individual:	20, Dean Tolson vs. Texas A&M, 03/02/74
	Team:	68, vs. U.S. International, 12/09/89
	Combined Teams:	108 (UA 68, U.S. International 40), 12/09/89
FG ATTS.:	Individual:	36, Dean Tolson vs. Texas A&M, 03/02/74
	Team:	101, vs. U.S. International, 12/09/89
	Combined Teams:	201 (UA 97, Western Kentucky 104), 12/03/74
FT MADE:	Individual:	22, Martin Terry vs. Texas A&M, 01/22/72
	Team:	55, vs. Rice, 02/05/72
	Combined Teams:	96 (UA 55, Rice 41), 02/05/72
REBOUNDS:	Individual:	23, Nick Davis vs. Jackson State, 11/21/97
	Team:	77, vs. Jackson State, 11/22/02
	Combined Teams:	114 (UA 50, Western Kentucky 64), 02/03/74

ARKANSAS TEAM

Points: 142 vs. Mississippi Valley State, 11/25/20
 • Points First Half: 71 vs. Alcorn State, 11/13/09
 • Points Second Half: 81 vs. Mississippi Valley State, 11/25/20
 Field Goals Made: 57 vs. Troy State (57-99), 12/10/96
 Field Goals Att.: 99 vs. Troy State (57-99), 12/10/96
 Field-Goal Pct.: .623 vs. Jackson State (48-77), 11/22/96
 3-Pointers Made: 21 vs. Troy State (21-37), 12/10/96 *
 3-Pointers Att.: 54 vs. North Texas (19-54), 12/30/98 *
 3-Point Pct. (Min. 15 att.): .667, 2x,
 vs. Miss State (16-24) 1/9/16 **AND** vs. W. Carolina (14-21), 12/7/98
 Free Throws Made: 48 vs. Ole Miss (48-53), 1/17/04
 Free Throws Att.: 53, 2x,
 vs. Ole Miss (48-53), 1/17/04 **AND** vs. Northeastern Ill. (35 of 53), 11/16/97
 Free-Throw Pct. (Min. 10 att.): .941 vs. LSU (16-17) 2/12/05
 Total Rebounds: 77 vs. Jackson State, 11/22/02
 • Offensive Rebounds: 30, 2x,
 vs. Northeastern Ill., 11/16/97 **AND** vs. Alcorn State, 12/3/95
 • Defensive Rebounds: 48 vs. Jackson State, 11/22/02
 Personal Fouls: 35 vs. Cincinnati, 12/9/95
 Assists: 40 vs. Troy State, 12/10/96
 Turnovers: 31 vs. Alcorn State, 12/3/95
 Blocked Shots: 18 vs. Missouri, 12/5/95 *
 Steals: 26 vs. La-Monroe, 11/25/00 *

OPPONENT TEAM

Points: 98, 3x,
 Florida, 2/18/12 **AND** Ole Miss, 2/4/09 **AND** Alabama, 2/28/96
 • Points First Half: 60, Alabama, 2/28/96
 • Points Second Half: 56, Jackson State, 11/30/94
 Field Goals Made: 36, Northwestern State (36-70), 12/28/14
 Field Goals Att.: 93, Centenary (34-93), 12/6/94
 Field-Goal Pct.: .652, Auburn (33-54), 2/17/16
 3-Pointers Made: 17, Florida (17-31), 1/14/98
 3-Pointers Att.: 40, Jackson State (13-40), 11/21/97
 3-Point Pct. (Min. 15 att.): .652, Auburn (15-23), 2/17/16
 Free Throws Made: 38, Missouri (38-47), 12/15/95
 Free Throw Att.: 52, Ole Miss (32-52), 1/9/99
 Free-Throw Pct. (Min. 10 att.): 1.000, Florida (14-14), 2/16/21
 Total Rebounds: 56, Georgia, 1/29/19
 • Offensive Rebounds: 28, LSU, 1/11/97
 • Defensive Rebounds: 41, Missouri, 1/2/21
 Personal Fouls: 38, Northeastern Illinois, 11/16/97
 Assists: 23, Vanderbilt, 2/7/98
 Turnovers: 42, 2x,
 Bethune-Cookman, 12/2/97 **AND** Grambling, 12/31/00
 Blocked Shots: 12, Ole Miss, 2/5/11
 Steals: 18, Alcorn State, 12/3/95

ARKANSAS INDIVIDUAL

Points: 51, Rotnei Clarke vs. Alcorn State, 11/13/09
 Field Goals Made: 15, Rotnei Clarke (15-21) vs. Alcorn State, 11/13/09
 Field Goals Att.: 28, Pat Bradley (11-28) vs. North Texas, 12/30/98 *
 Field-Goal Pct. (Min. 8 att.): 1.000, 3x, *
 Daniel Gafford (8-8) vs. Montana State 11/21/18
 Moses Kingsley (8-8) vs. Southern University, 11/13/15
 Lee Wilson (9-9) vs. Montevallo, 2/25/95
 3-Pointers Made: 13, Rotnei Clarke (13-21) vs. Alcorn St., 11/13/09 * #
 3-Pointers Att.: 24, Pat Bradley (10-24) vs. North Texas, 12/30/98 * #
 3-Point Pct. (Min. 6 att.): 1.000, Patrick Beverley (6-6) vs. Auburn, 3/8/08
 Free Throw Made: 18, Mason Jones (18-21) vs. Mississippi State, 2/15/20
 Free Throw Att.: 22, Corliss Williamson (17-22) vs. Ole Miss, 2/18/95
 Free-Throw Pct. (Min. 10 att.): 1.000, 5x, *
 Isaiah Joe (12-12) vs. Tennessee, 2/26/20
 Dusty Hannahs (10-10) vs. Evansville, 12/8/15
 Alandise Harris (11-11) vs. SMU, 11/18/13
 Julysse Nobles (10-10) vs. Auburn, 1/25/11
 Kareem Reid (14-14) vs. Memphis, 12/19/98
 Total Rebounds: 23, Nick Davis vs. Jackson State, 11/21/97 *
 Offensive Rebounds: 12, Dionisio Gomez vs. Georgia, 1/18/03 (17 total)
 Defensive Rebounds: 15, Nick Davis vs. Jackson State, 11/21/97
 Assists: 15, 2x, *
 Dontell Jefferson vs. Portland St., 11/18/05
 Kareem Reid vs. Jackson State, 11/22/96
 Turnovers: 8, 3x,
 Sonny Weems vs. Missouri, 11/28/07
 Darian Townes vs. Tennessee, 2/24/07
 Sunday Adebayo vs. Cincinnati, 12/9/95
 Blocked Shots: 10, Steven Hill vs. Texas State, 12/6/05
 Steals: 8, Clint McDaniel vs. Florida A&M, 12/21/94



MASON JONES, the first Razorback to lead the SEC in scoring and led the NCAA in free throws made, scored 30-plus seven times in Bud Walton Arena in 2020 with two games in the 40's. He scored 38 points versus Mississippi State, making a Bud Walton Arena-best 18 free throws.

OPPONENT INDIVIDUAL

Points: 45, Jodie Meeks, Kentucky, 2/14/09
 Field Goals Made: 17, Jodie Meeks (17-24), Kentucky, 2/24/09
 Field Goals Att.: 29, Nate Driggers (13-29), Montevallo, 2/25/95
 Field-Goal Pct. (Min. 8 att.): 1.000, Adam Wing (8-8), Evansville, 12/08/15
 3-Pointers Made: 9, Bryce Brown (9-14), Auburn, 02/17/16
 3-Pointers Att.: 14, 4x,
 Bryce Brown, Auburn, 02/17/16
 Travis Bader, Oakland, 11/16/11
 Joe Ervin, North Texas, 12/30/98
 Aijay Foreman, Centenary, 12/6/94
 3-Point Pct. (Min. 6 att.): .714, Dan Cross (5-7), Florida, 2/12/94
 Free Throw Made: 18, Jason Sutherland (18-20), Missouri, 12/5/95
 Free Throw Att.: 20, 2x,
 Jason Sutherland (18-20), Missouri, 12/5/95
 Ansu Sesay (14-20), Ole Miss, 2/18/95;
 Free-Throw Pct. (Min. 10 att.): 1.000, 2x,
 Jared Harper (11-11), Auburn, 02/27/18
 Deshon Taylor, Fresno State, 11/17/17
 Total Rebounds: 18, 2x,
 Kevin Samuel, TCU, 1/25/20
 Korvotney Barber, Auburn, 1/24/09
 Offensive Rebounds: 11, Sunday Adebayo, Memphis, 2/1/97
 Defensive Rebounds: 14, Jaime Lloreda, LSU, 1/6/04
 Assists: 12, Perth Robinson, Georgia, 1/18/95
 Turnovers: 12, Devin Gibson, Texas-San Antonio, 12/12/07
 Blocked Shots: 10, PJ Roberson, Grambling St., 11/26/11
 Steals: 8, Terry Conerway, Southwest Texas State, 12/21/02

MISCELLANEOUS

Overall Record: 419-94 (.817)
 SEC Record: 174-68 (.719)
 Most Combined Points: 215 vs. Centenary (Arkansas 121, Centenary 94)
 Arkansas Points Scored: 37,355 (77.99); Opponents: 31,363 (65.48)
 Field Goals: Arkansas: 14,117-30,432 (.464); Opponents: 11,316-27,970 (.405)
 Arkansas 100-Point Games: 45
 Arkansas 90-Point Games: 112
 Opponent 100-Point Games: 0
 Biggest Victory Margin: 80 vs. Mississippi Valley State (142-62), 11/25/20
 Biggest Defeat Margin: 30 vs. Florida (98-68), 2/18/12
 Longest Winning Streak: 30 games (Memphis 2/1/97-North Texas 12/30/98)
 Longest Losing Streak: 3 (6x, last from 1/29/20-2/15/20)
 Record vs. Ranked Teams: 44-30
 Record vs. Top 10 Teams: 17-10
 Record vs. Top Five Teams: 8-5
 Highest Ranked Team at BWA No. 1, Auburn 2/08/22
 Highest Attendance: 20,327 vs. Auburn, 2/08/22
 Lowest Attendance: 7,096 vs. Indiana State, 3/18/14
 ^ 4,110 vs Abilene Christian (12/22/20 – In 2020-21, Arena capacity was limited due to COVID-19 protocols)

* UA Record || # SEC Record



THE RAZORBACKS were 322-105 in 36 seasons in Barnhill Arena, winning the final 26 Southwest Conference (SWC) games played there.

BARNHILL ARENA (First season 1954-55 • Final season 1992-93)

Year	Record	Conference	Avg. Att.	Year	Record	Conference	Avg. Att.
1955	7-2 (.778)	5-1 (.833)	NA	1978	12-0 (1.000)	7-0 (1.000)	6,305
1956	5-5 (.500)	5-1 (.833)	NA	1979	10-2 (.833)	6-2 (.750)	9,125
1957	6-4 (.600)	5-1 (.833)	NA	1980	12-0 (1.000)	8-0 (1.000)	9,129
1958	9-2 (.818)	6-1 (.857)	NA	1981	10-1 (.909)	7-1 (.875)	9,182
1959	5-4 (.556)	4-3 (.571)	NA	1982	11-0 (1.000)	8-0 (1.000)	9,198
1960	7-4 (.636)	4-3 (.571)	NA	1983	11-1 (.917)	7-1 (.875)	9,147
1961	8-2 (.800)	5-2 (.714)	NA	1984	11-0 (1.000)	8-0 (1.000)	8,840
1962	7-3 (.700)	4-3 (.571)	NA	1985	10-1 (.909)	7-1 (.875)	8,925
1963	6-3 (.667)	5-2 (.714)	NA	1986	4-7 (.364)	2-6 (.250)	8,641
1964	6-5 (.545)	4-3 (.571)	NA	1987	10-2 (.833)	6-2 (.750)	8,978
1965	5-5 (.500)	3-3 (.500)	NA	1988	11-1 (.917)	7-1 (.875)	8,725
1966	9-1 (.900)	6-1 (.857)	NA	1989	11-0 (1.000)	8-0 (1.000)	9,083
1967	3-5 (.375)	3-3 (.500)	NA	1990	10-1 (.909)	8-0 (1.000)	9,117
1968	5-4 (.556)	5-2 (.714)	NA	1991	13-1 (.929)	8-0 (1.000)	9,405
1969	5-5 (.500)	3-3 (.500)	NA	1992	10-1 (.909)	8-0 (1.000)	9,423
1970	3-4 (.429)	3-3 (.500)	NA	1993	9-2 (.818)	6-2 (.750)	9,435
1971	3-11 (.214)	0-7 (.000)	NA	Totals	322-105 (.754)	215-66 (.765)	8,916
1972	7-4 (.636)	4-3 (.571)	NA				
1973	9-5 (.643)	5-2 (.714)	NA				
1974	8-4 (.667)	5-2 (.714)	NA				
1975	12-2 (.857)	7-0 (1.000)	NA				
1976	11-1 (.917)	6-1 (.857)	NA				
1977	11-0 (1.000)	7-0 (1.000)	NA				

Note: Arkansas was a member of the Southwest Conference from 1924-91 and has been a member of the Southeastern Conference since 1992.

Note: Barnhill Arena's capacity was expanded from 5,000 to 6,200 in 1977 and to 9,000 in 1978.

Championships were a tradition at Arkansas long before the Razorbacks earned the national title in 1994. The '94 championship was the grandest of them all, but the NCAA trophy isn't exactly the only one on the shelf in the fabulous Bud Walton Arena museum.

In fact, Arkansas has made six trips to the NCAA Final Four and earned 31 bids to the NCAA Tournament.

In conference play, Arkansas has won 24 league championships with 22 coming in the Southwest Conference between 1926 and 1991. The Hogs won the Southeastern Conference crown in 1992, their first year in the league, after winning three straight SWC titles. The Hogs have also won seven league tournament crowns.

Since joining the SEC, Arkansas continues to be an upper-echelon program. The Razorbacks won overall titles in 1992 and 1994, Western Division titles in 1992, '93, '94 and '95, and won the tournament crown in 2000.

Arkansas has a long-standing tradition of winning in basketball. It started in the 1920s and has carried through to this time. Even though Arkansas didn't begin playing basketball until 1924, the Hogs won more SWC championships than any other school.

It didn't take long for the Hogs to have an impact on the SWC. Two years after starting the program, Arkansas won its first league championship. It was the first of five in a row. **Francis Schmidt**, Arkansas' first basketball coach, guided the Hogs to the 1926, '27, '28 and '29 titles. **Chuck Bassett** was the coach of the 1930 championship squad.

Wear Schoonover, Arkansas' first football All-American, captained the 1930 club. He earned All-SWC honors three times. In fact, the Razorbacks

dominated the all-conference squads of the late 1920s. In 1928, Arkansas had four of the five All-SWC selections when **Glen Rose**, **Tom Pickell**, **Gene Lambert Sr.** and Schoonover were named all-league. Rose was also the first Razorback to earn All-America honors (1928), followed a year later by Pickell and Lambert.

The Hogs were loaded with all-conference talent during that time. Rose was a three-time All-SWC pick, as was Pickell.

Lambert and **Rolla Adams** made it twice as did **Milan Creighton**.

From 1926 through 1929, Arkansas was a combined 60-5.

When Schmidt left Arkansas as coach, he went to league rival TCU and was tough to beat until the Razorbacks hired Rose as head coach.

Rose began another glorious run with a co-championship in 1935. The Hogs won SWC titles in '36, '38, '41 and '42. The 1936 Razorbacks almost represented the United States in the Olympics, winning four games in an Olympic playoff before losing to a team of all-stars from California in the semifinals of the tournament.

Jim Lee Howell, **Ike Poole**, **Taft Moody**, **Don Lockard**, **Jack Robbins**, **Howard Hickey** and **Johnny Adams** were the stars of their day. Adams was an All-American in 1941. He was Arkansas' fifth All-American, but the last one until **Martin Terry** made it in 1973.

From 1945-1950, Arkansas had four second-place finishes and shared the 1949 title. The Razorbacks then went through a mild recession before claiming a co-championship in 1958. By winning a playoff game against SMU, Arkansas qualified for the NCAA Tournament. It wasn't a pleasant experience. Oklahoma State,



SCOTTY THURMAN'S clutch three-pointer with the shot clock winding down and 51 seconds left to play gave Arkansas a 73-70 lead in the 76-72 victory over Duke in the 1994 NCAA Championship game.

which featured Eddie Sutton as a player, downed the Hogs by 25, 65-40, and Oscar Robertson exploded for 58 points as the Hogs were drilled by Cincinnati, 97-62, in a consolation game.

As unpleasant as the tournament experience was, Arkansas would have loved to have gone back, but it didn't happen for 19 years. Not even Rose, who led the Hogs to the '58 title in his second stint as coach, could return Arkansas to glory. He retired following the 1966 season, but neither of his two successors, **Duddy Waller** or **Lanny Van Eman**, put a contender on the floor.

Van Eman did, however, bringing excitement to the game. His teams regularly scored in the 80s and 90s at a time when the traditional powers played games in the 60s. Van Eman recruited **Martin Terry** from junior college and Terry set school single-season scoring records that still stand. He averaged 28.3 points per game as a senior. Even though he played only two seasons, Terry still ranks among Arkansas' top 20 all-time scorers.

Unfortunately, Van Eman's teams usually gave up more points than they scored. Twice in 1971, Arkansas scored 100 or more points and lost.

Van Eman's second club managed to win 16 games, but only five came in SWC play. Arkansas and Baylor, which paired for a thrilling 111-110 Baylor victory the year before, put on another wild show with the Razorbacks winning, 131-109, in Fayetteville, setting a league record for points scored by two teams in a conference game.

After the 1974 Hogs won just 10 games, **Frank Broyles**, newly appointed athletic director as well as an already established football coach, decided it was time to make a commitment to basketball. He turned things around by hiring **Eddie Sutton**.

Sutton caught the state's attention in his first season when the Razorbacks finished 17-9 and second in the SWC. By the time his second team finished its 19-9 campaign, construction workers were already renovating Barnhill Arena, a facility constructed in 1957.

The 1976 Hogs also featured the nucleus of what was to become one of the greatest teams in history. **Ron Brewer** and **Marvin Delph** were sophomores. **Sidney Moncrief** was a freshman and he quietly led the nation in field goal percentage (.665, 149-224), and Sutton knew he had something special.

With half of Barnhill's facelift completed before the 1977 season, a new wave of excitement swept through the entire state of Arkansas.

The Razorbacks blitzed through the SWC unbeaten, winning their first league title in 19 years. Brewer, Moncrief and Delph were the toast of the Ozarks. Arkansas finished 26-2, but lost in the first round of the NCAA Tournament when Moncrief fouled out, allowing Wake Forest to come from behind for a victory.

Expectations were high in 1978 and the Hogs didn't disappoint. For a week, the Razorbacks were even ranked No. 1 in the Associated Press poll. A loss at Houston after two victories earlier in the week dropped the Hogs from their position at the top.

Arkansas shared the SWC title with Texas, but was upset by Houston, again on a last-second shot at the SWC Tournament. Stunned, the Razorbacks returned home unsure of whether or not they would receive an at-large bid to the NCAA Tournament.

The Hogs got in and victories over Weber State and No. 2 UCLA thrust Arkansas into the regional finals. Brewer hit a long jumper with less than a minute to play and **Jim Counce** scored on a layup at the end to seal a 61-58 victory over Cal-Fullerton, sending the Hogs to the Final Four.

No. 1-ranked Kentucky ended Arkansas' dreams of a national title with a semifinal victory, but Brewer hit another of his patented buzzer shots in the third-place game, giving Arkansas a thrilling 71-69 victory over Notre Dame.



The 1944 Razorback men's basketball team.

With All-American Brewer and the sleek-shooting Delph gone, Moncrief and **Steve Schall** were left to lead the 1979 Hogs. It was almost a repeat performance of 1978.

Moncrief was brilliant. He simply refused to allow his team to lose. After a brief midseason slump, Arkansas won 14 straight games, including two at the SWC Tournament and two in the NCAA Tournament. A victory over Louisville sent Arkansas into the Midwest Regional finals against No. 1-ranked Indiana State and superstar Larry Bird.

Arkansas could not stop Bird, but ISU could not contain Moncrief. In one of the greatest games in UA history, the Hogs suffered a 73-71 setback, when a last-second Sycamore shot bounced twice and fell in. Arkansas finished 25-5 and the Moncrief era was history.

Sutton won three more SWC titles and left behind a legacy, when his teams won 20 or more games nine years in a row. Arkansas played in the NCAA Tournament in each of those nine seasons, but never came close to returning to the Final Four. The Razorbacks even featured a team that had three future first-round NBA draft choices when **Scott Hastings**, **Darrell Walker** and **Alvin Robertson** played together. **Joe Kleine**, another future first-round NBA pick and member of the 1984 Olympic team, redshirted that year (1982).

When Sutton left for Kentucky after the 1985 season, Broyles turned a completely different direction when he hired **Nolan Richardson**. Richardson's teams were noted for defense, just as Sutton's were, but it was a different style of defense. Richardson's defense usually turned quickly to offense and his teams at Tulsa had led the nation in scoring.

Inheriting a group of players recruited to play at a slower pace, Richardson had to bite the bullet as his first season resulted in a 12-16 finish. Then he started recruiting. His second team won 19 games and his third was 21-9. His 1989 squad won Arkansas' first SWC title since 1982 and breezed through the league tournament. Arkansas set school scoring records and downed Loyola-Marymount in the first round of the NCAA Tournament before bowing out to Louisville.

By then, Richardson's style and players had converted Razorback fans. Barnhill Arena was hopping every time the Hogs played. It wouldn't have taken a Final Four appearance for the state to go nuts, but when the Razorbacks reached the 1990 Final Four, the state went crazy.

The Hogs were SWC champs again and dominated the SWC Tournament for the second consecutive year. Triumphs over Princeton, Dayton, North Carolina and Texas sent the Razorbacks into the Final Four. A loss to Duke in the semifinals ended the season at 30-5.

It nearly happened again in 1991. Arkansas won a school-record 34 games before falling to Kansas in the Southeast Regional finals. Arkansas ended its history in the Southwest Conference by winning the final three regular season and tournament championships.

A new era was launched in 1991-92 and the Razorbacks didn't miss a beat. Arkansas won the Southeastern Conference title with a 13-3 record. Included were two victories over Shaquille O'Neal-led LSU and a big win at Kentucky. The **Todd Day-Lee Mayberry-Oliver Miller** era ended with a 26-8 season and another trip to the NCAAs.

Day finished his career as the program's all-time leading scorer (2,395 pts) and second in steals (271) while Mayberry was third on the all-time scoring list (1,940 pts) and first in steals (291). Miller finished seventh on the career scoring list (now ninth with 1,674 pts), is the school's all-time leader in field goal percentage (.636) and is third in career rebounds (886).

After winning the SEC's Western Division in '93 and pushing North Carolina to the limit in a Sweet 16 loss to the eventual national champions, the Razorbacks enjoyed its best season ever in 1994. Arkansas won nearly everything possible. The Razorbacks were SEC champs, again sweeping LSU and winning at Kentucky, they made the school's fifth trip to the Final Four and completed their dream season by beating Arizona and Duke to win the national title.

A year later, Arkansas was No. 1 in all the preseason polls, but the Hogs stumbled early before making a late-season run. Arkansas repeated as Western Division champion, then downed Texas Southern, Syracuse, Memphis and Virginia to earn its sixth Final Four appearance.

A win over North Carolina in the semifinals allowed the Hogs to advance to the finals, but it was UCLA's year as the Bruins beat Arkansas for the 1995 crown.

With every starter gone from the back-to-back Final Four clubs, Arkansas was expected to struggle in 1996. Richardson, however, molded together a young team and the Hogs peaked late. Seeded 12th in the NCAA East Regional, Arkansas beat Penn State and Marquette to advance to the Sweet 16 before falling to top-ranked Massachusetts.

In 1997, Arkansas was forced to endure an NCAA inquiry, which proved fruitless, but it damaged the Hogs' recruiting. The streak of nine straight NCAA Tournament appearances ended but the Bud Walton Arena crowds were rejuvenated by three NIT games. Fans who never before had the opportunity to buy Razorback basketball tickets were able to attend and helped Arkansas advance to the NIT semifinals in New York.

It was back to the NCAAs in 1998 as the Razorbacks, who got 10.4 points and an SEC-leading 9.8 rebounds per game from **Nick Davis**, won 24 games and reached the second round with a win over Nebraska.

Arkansas won its 10th straight NCAA Tournament first-round game in 1999 as **Pat Bradley** set school records for career three-point shooting (366-915, .400). **Derek Hood** recorded more double-doubles than anyone in Arkansas history (18) and also led the league in rebounding (10.3), and **Kareem Reid** broke Lee Mayberry's career record for assists (748).

The Razorbacks also had one of the most unique weeks in its basketball history. The final two home games came over a five-day span against No. 5 Kentucky and No. 2 Auburn. Never before had Arkansas played two top 10 teams at home in the same week. Arkansas beat UK, 74-70, and topped Auburn, 104-88.

Following an up-and-down season in 2000, Arkansas won four games in four days, including wins over No. 16 Kentucky, No. 10 LSU and No. 23 Auburn to win the school's first SEC Tournament title. **Brandon Dean** was the MVP after averaging 15.2 points in the title run. **Joe Johnson** was the 2000 SEC Newcomer of the Year and went on to be a 2001 honorable mention All-America and an NBA first-round draft pick.

The 2001 club rebounded from an 0-3 league start with a six-game winning streak late in the year to earn Arkansas' 13th NCAA Tournament appearance in 14 years and its 15th straight post-season tournament berth.

The Nolan Richardson era came to an end in 2002 when he was released from his contract. The Razorbacks dropped to 14-15, including a 13-14 mark under Richardson. Mike Anderson was 1-1 as interim head coach for the last two games of the season.

Stan Heath rebuilt the roster with recruiting classes ranked as high as No. 13 by Rivals.com in 2004 and No. 7 by Hoop Scoop in 2003. In 2005, the Razorbacks won the Paradise Jam tournament title and went 18-12.

In 2006, Heath had Arkansas back in the NCAA Tournament, going 22-10 behind honorable mention All-American **Ronnie Brewer** (18.4 ppg), All-SEC guard **Jonathon Modica** (16.1 ppg) and SEC Sixth Man of the Year **Eric Ferguson** (8.1 ppg).

Arkansas earned another NCAA bid in 2007. The Razorbacks won the Old Spice Classic, reached the finals of the SEC Tournament and recorded the 27th 20-win season in school history by finishing 21-14. **Patrick Beverley** (13.9 ppg, 4.5 rpg) was the SEC Newcomer and Freshman of the year, and **Steven Hill** (6.2 ppg, 2.8 blocks) the SEC Defensive Player of the Year.

John Pelphrey, an honorable mention All-American as a player at Kentucky, became head coach for the 2008 season. His background included playing for Eddie Sutton and Rick Pitino at Kentucky, and working as an assistant coach for Sutton at Oklahoma State, and Billy Donovan at Marshall and Florida.

Pelphrey's first Razorback team went 23-12, was 6-2 against ranked teams, reached the finals of the SEC Tournament and advanced to the second round of the NCAA Tournament with a win over No. 24 Indiana. **Sonny Weems** (15.0 ppg, 4.5 rpg) was first-team All-SEC and won the College Slam Dunk championship.

The Razorbacks ushered in a new (old) style of basketball with the hiring of longtime Razorback assistant **Mike Anderson** for the 2011-12 campaign. Anderson left the program in 2002 when Richardson departed and went on to highly successful head coaching stints at UAB and Missouri before returning to Arkansas.

The Razorbacks were 169-102 in Anderson's eight seasons and made five postseason tournament berths – three in the NCAA (2015, 2017 and 2018) and two in the NIT (2014 and 2019). Anderson, who did not have a losing record in his tenure, also produced NBA draft picks **Bobby Portis** and **Daniel Gafford**.

Eric Musselman was named Arkansas' 13th head men's basketball coach on April 7, 2019 and introduced to the fans on April 8. In his first season, the Razorbacks won 20 games before the season was cut short during the SEC Tournament due to CO-VID 19 pandemic. Under his guidance, Arkansas led the NCAA in 3-point field goal percentage defense (.272) and **Mason Jones** led the NCAA in free throws made (232) and attempted (282) – both school records. Jones was also voted honorable mention All-America and 2020 AP SEC co-Player of the Year as he was the first Razorback to lead the SEC in scoring (22.0 ppg). **Isaiah Joe** was drafted by the 76er and Jones played with both the Rockets and 76ers.

Year two and three under Musselman saw the program reach heights it had not attained since mid 90's. The Razorbacks won 25 and 28 games, respectively, reached back-to-back NCAA Elite 8's and finished ranked among the nation's top 10 each year. **Moses Moody** was voted honorable mention All-America, the SEC Freshman of the Year, first team All-SEC and became the program's first ever "one-and-done." The following year **JD Notae** was consensus third team All-America and **Jaylin Williams** was drafted by the Oklahoma City Thunder.

In 2022-23, Arkansas reached its third straight Sweet 16, beating top-seed Kansas in the second round, and saw three "one-and-dones" in **Anthony Black** (#6 overall pick), **Nick Smith Jr.** (#27 pick), and **Jordan Walsh** (#38 pick), while All-SEC pick **Ricky Council IV** signed a two-way, free agent deal.

The history of Razorback basketball is filled with thrilling and even heart-stopping moments. The Final Four, conference championships and last-second, game-winning jumpers shape the memories of the "greatest" moments in Arkansas history. These are a few selected memorable games:

No. 2 ARKANSAS 76, No. 6 DUKE 72

NCAA Championship Game

April 4, 1994, at Charlotte, N.C.

Despite Arkansas' incredible basketball success through the years, the Razorbacks had never played for the national championship until their battle with Duke at the Charlotte Coliseum. The Hogs had been ranked No. 1 much of the year, but Duke had won two national titles in the three previous seasons and had defeated Arkansas in the 1990 Final Four at Denver.

Duke controlled the tempo in the first half and Corliss Williamson, who had been nearly unstoppable in the entire tournament, missed his first five shots for the Razorbacks. The Blue Devils led by as many as five points in the opening period, but Scotty Thurman drilled a late three-pointer to give Arkansas a 34-33 halftime advantage.

Corey Beck hit a short jumper early in the second half to give the Hogs a 38-35 lead, but Duke scored 13 unanswered points and suddenly led 48-38 with 17:09 left. While the surge left Duke fans roaring their approval, it also sped up the tempo of the game. The Razorbacks trailed but actually had the Blue Devils right where they wanted them.

Playing at a quicker pace, Arkansas caught up in less than five minutes. When Al Dillard drilled a three with 8:08 remaining to give Arkansas a five-point lead, it looked like momentum had swung to the Hogs for good. Duke fought back and tied the game at 65-65 and finally 70-65 with 1:29 remaining. The Razorbacks took a timeout.

When Dwight Stewart fumbled a pass, he quickly passed it out to Thurman with the shot clock winding down. Thurman had no choice but to shoot. As his shot was narrowly clearing the outstretched hand of Antonio Lang, the shot clock hit zero. The shot, though, was true. It was a dagger to the hearts of the Blue Devils and surpassed U.S. Reed's halfcourt jumper against Louisville as the most famous shot in Arkansas history.

Duke never recovered. Three free throws in the final seconds clinched the 76-72 victory that gave Arkansas the 1994 national championship.



Corey Beck had 15 points, a team-high 10 rebounds and four assists in the championship game victory over Duke.

Arkansas 76, Duke 72 Final Four • National Championship Game • April 4, 1994 Charlotte Coliseum • Charlotte, N.C. • Att.: 23,674

Duke		Tot-FG		3-Pt		FT		FTA		Rebounds			PF	TP	A	TO	BLK	S	MIN
#	Player	FG	FGA	FG	FGA	FT	FTA	OF	DE	Tot	PF	TP	A	TO	BLK	S	MIN		
21	Antonio Lang *	6	9	0	0	3	3	3	2	5	5	15	3	5	1	0	34		
33	Grant Hill *	4	11	1	4	3	5	1	13	14	3	12	6	9	3	3	38		
44	Cherokee Parks *	7	10	0	0	0	1	3	4	7	3	14	0	0	2	0	30		
5	Jeff Capel *	6	16	2	6	0	0	1	4	5	3	14	4	6	0	1	35		
20	Chris Collins *	4	11	4	8	0	0	0	0	0	1	12	1	1	1	1	34		
3	Marty Clark	1	6	0	2	1	2	1	0	1	2	3	3	2	0	0	15		
52	Erik Meek	1	2	0	0	0	0	3	4	7	1	2	0	0	0	0	14		
TEAM Totals		29	65	7	20	7	11	14	30	44	18	72	17	23	7	5	200		

FG%	1st Half: 15-39 .484	2nd Half: 14-34 .412	Game: .446	DEADBALL REBOUNDS
3-Pt. FG%	1st Half: 2-9 .222	2nd Half: 5-11 .455	Game: .350	1
F Throw%	1st Half: 1-3 .333	2nd Half: 6-8 .750	Game: .636	

Arkansas		Tot-FG		3-Pt		FT		FTA		Rebounds			PF	TP	A	TO	BLK	S	MIN	
#	Player	FG	FGA	FG	FGA	FT	FTA	OF	DE	Tot	PF	TP	A	TO	BLK	S	MIN			
23	Ken Biley *	0	0	0	0	0	0	0	0	0	1	0	0	0	0	0	3			
34	Corliss Williamson *	10	24	0	0	3	5	7	1	8	3	23	3	5	2	2	35			
15	Dwight Stewart *	3	11	0	5	0	0	4	5	9	3	6	4	1	0	4	29			
14	Corey Beck *	5	11	0	1	5	8	2	8	10	3	15	4	3	0	1	35			
30	Scotty Thurman *	6	13	3	5	0	0	1	4	5	2	15	1	0	0	1	36			
12	Clint McDaniel	2	5	1	3	2	4	0	2	2	2	7	3	1	0	3	32			
44	Darnell Robinson	1	5	0	0	0	0	1	1	2	1	2	0	1	0	0	12			
3	Al Dillard	1	5	1	4	1	2	1	0	1	1	4	0	0	0	0	8			
22	Davor Rimac	0	1	0	0	0	0	0	0	0	0	0	0	1	0	0	5			
33	Lee Wilson	2	2	0	0	0	0	1	3	4	1	4	0	1	0	0	5			
TEAM Totals		30	77	5	18	11	19	2	1	3	19	25	44	17	76	15	12	3	11	200

FG%	1st Half: 16-38 .421	2nd Half: 14-39 .359	Game: .390	DEADBALL REBOUNDS
3-Pt. FG%	1st Half: 2-5 .400	2nd Half: 3-13 .231	Game: .278	6
F Throw%	1st Half: 0-0 .000	2nd Half: 11-19 .579	Game: .579	

Technical fouls: None

Score by Periods	1st	2nd	Total
Duke	33	39	72
Arkansas	34	42	76



1994 NATIONAL CHAMPIONSHIP

Without a senior in the starting lineup, playing in the most palatial arena in college basketball with the President of the United States attending four games and led by a coach with a system that could not be drawn up on a blackboard, Arkansas vaulted into the elite of the elite when the Razorbacks won the 1994 NCAA Championship.

Construction workers built Bud Walton Arena in record time and the 19,200-seat showcase dazzled fans and opponents as much as the Razorbacks did. Sellout crowds each time the doors were opened watched the Hogs go 16-0 at home. Only one game, the 84-83 victory over LSU, was decided by fewer than 10 points. Arkansas won those 16 games by an average of 30 points.

Arkansas blitzed Murray State, 93-67, in the Bud Walton Arena opener on Nov. 29, but the building was dedicated a few nights later when Missouri came to Fayetteville for an ESPN showcase game. The Dec. 2 game was decided in the first few minutes as Arkansas roared to a 120-68 victory over a Missouri club that went unbeaten in the Big Eight and came within one victory of reaching the Final Four.

Ranked No. 1 nationally for 10 weeks during the regular season, the Hogs lost only twice during the regular campaign. Alabama beat Arkansas, 66-64, in Tuscaloosa, and Mississippi State edged the Hogs, 72-71, in Starkville.

Sophomores Corliss Williamson and Scotty Thurman carried much of the load, while junior Corey Beck was the blue collar leader. When the Hogs had to score, they went inside to Williamson, who averaged 20.4 points per game. He shot 62.6 from the field and 70 percent at the free throw line.

Thurman, though, was the last-minute hero. His three-pointer with seven seconds left gave Arkansas a one-point victory at Tennessee. He hit another three in the last 30 seconds to lift the Hogs past LSU at Baton Rouge in overtime.

Beck did much of the dirty work, defending with tenacity and leading the team in assists. He and junior Clint McDaniel were probably the best defensive guards in college basketball. Head coach Nolan Richardson certainly thought so. McDaniel also provided perimeter firepower, as did junior Dwight Stewart, Arkansas' fifth starter who was more a forward than a center.

Richardson used a deep bench to guide the Hogs to a 24-2 regular season finish. Al Dillard brought instant offense into any contest with his incredible three-point shooting range. He was Arkansas' third-leading scorer behind Williamson and Thurman (15.9 ppg) with an 8.9 average even though he played just more than 12 minutes a game. Roger Crawford, one of only two seniors on the squad, also brought instant firepower off the bench, but he was injured early in the NCAA Tournament run and was not available for the Final Four.

In his honor, UA players wore a No. 31 patch on their jerseys.

Freshmen Darnell Robinson and Lee Wilson, a pair of 6-11 centers, gave the Hogs size they didn't have in 1993 when they won 22 games and reached the Sweet 16 before falling to eventual national champion North Carolina. Senior Ken Biley and junior Elmer Martin also made significant contributions.

When President Bill Clinton visited Bud Walton Arena for a Dec. 28 blowout of Texas Southern, no one realized it would be a preview of later visits to the NCAA Tournament. The nation's most recognizable Razorback fan later appeared on the cover of Sports Illustrated wearing sweats presented by Richardson.

A 13-game winning streak was snapped by Kentucky in the SEC Tournament, but the Razorbacks were still seeded first in the Midwest Regional at Oklahoma City. Williamson scored 24 points and had seven rebounds in a 94-79 first-round victory over North Carolina A&T. He followed with 21 points and Robinson, making a surprise start, added 13 in the 85-73 second-round win over Georgetown.

Earlier in the year, Tulsa gave Arkansas a scare before the Hogs won in overtime, 93-91, in Tulsa. The Golden Hurricane surprised UCLA and Oklahoma State to reach the Sweet 16 with Arkansas in Dallas. This one was no contest as Williamson and Thurman scored 21 each, and McDaniel 19 in a 103-84 victory.

Michigan was Arkansas' regional final foe and the Hogs could not contain Juwan Howard, but neither could the Wolverines handle Thurman. With Williamson smothered by Michigan's inside defense and held to 12 points, Thurman tossed in 20 as Arkansas reached the Final Four with a 76-68 win attended by President Clinton.

By the time the Hogs arrived at Charlotte, N.C., they were a confident bunch. They also had been somehow convinced by Richardson that they were not nationally respected, even though they had been ranked No. 1. Arizona was the semifinal opponent and the Wildcat guards, Damon Stoudamire and Khalid Reeves, were billed as the top offensive guards in the nation.

Beck and McDaniel were motivated to the hilt and smothered them. They combined to hit just 11 of their 43 shots, including just two of 22 three-point attempts. Williamson scored 29 points and grabbed 13 rebounds, and the Hogs advanced to the championship game with a 91-82 victory.

An entire state stood still on April 4, 1994. Arkansas fans who could not be there (more than 3,000 made the trip to Charlotte) watched and listened in every corner of the state. President Clinton was there again, and so was Duke, the 1991 and '92 national champion.

After an airtight first half that ended with Arkansas holding a 34-33 lead, Duke jumped out to a 10-point advantage in the first three minutes of the second half. However, the pace of the game picked up during the run and it never slowed down. The Razorbacks took advantage and were even with the Devils less than five minutes later.

When Arkansas built a 70-65 lead late in the contest it looked safe, but Grant Hill's three tied the game with 1:29 remaining.

Although Williamson finished with 23 points, there was no doubt who would take the next shot for Arkansas. Thurman launched a high-arching three-point attempt with only seconds left on the shot clock. The shot fell with 51 seconds left and when it settled through the net, the outcome had been determined. A pair of free throws by McDaniel and another by Dillard sealed Duke's fate, 76-72.

Once the national championship belonged to the Hogs, an entire state celebrated. President Clinton embraced Richardson on the court and later officially honored the Razorbacks at the White House.

The 1994 NCAA championship trophy is on display at Bud Walton Arena.



CORLISS WILLIAMSON was named the Most Outstanding Player of the 1994 Final Four after averaging 26.0 points and 10.5 rebounds in Arkansas' two wins.

ARKANSAS IN THE FINAL FOUR

- 1941 - 3RD-T
- 1978 - 3RD
- 1994 - NATIONAL CHAMPION
- 1945 - 3RD-T
- 1990 - 3RD-T
- 1995 - RUNNER-UP



During Arkansas' long, illustrious history, the Razorbacks have been to the NCAA Final Four six times.

The Hogs have earned 30 bids to the NCAA Tournament and made 29 appearances, missing the 1944 event due to a car accident prior to the first-round games.

Only eight schools in the entire country have been to the Final Four more than Arkansas, and only eight schools have earned more than UA's 30 NCAA Tournament bids.

Among SEC schools, only Kentucky has been to the NCAA Tournament more often. In fact, Arkansas, Kentucky, LSU, Georgia, Mississippi State and Florida are the only league schools to reach the Final Four.

It was tougher to get in the tournament in the early days, but it also took fewer games to win the title.

In the 1940s, only eight teams participated in the NCAA Tournament, which first became an event in 1939. Up to that point, the NIT was the top national post-season tournament. Twice in the '40s, the Razorbacks advanced to the Final Four.

The 1941 Hogs roared through the Southwest Conference with a 12-0 mark and carried a 19-2 record into the tournament. Arkansas downed Wyoming, 65-40, to reach the Final Four at Kansas City. Washington State handed the Razorbacks a 64-53 setback, meaning Arkansas and Pittsburgh tied for third since there was no third-place game.

Arkansas returned in 1945, again to Kansas City. Arkansas was 16-8 entering the tournament but edged Oregon, 79-76, to reach the Final Four. Eventual national champion Oklahoma State, which Arkansas had defeated once earlier in the season, downed the Hogs and UA tied Ohio State for third place.


It took 33 years for Arkansas to return. In 1978, the Hogs were SWC champs and beat Weber State, second-ranked UCLA and California-Fullerton to advance to the Final Four at St. Louis. Top-ranked Kentucky led by just one with two minutes to play and posted a 64-59 victory.

There was a third-place game and Ron Brewer hit a buzzer shot from the top of the circle to send the Razorbacks past Notre Dame, 71-69. Brewer had 20 points and Marvin Delph 21 in their final game as Razorbacks.

Nolan Richardson guided the Hogs to the Final Four in 1990, 1994 and 1995.

In 1990, wins over Princeton, Dayton, North Carolina and Texas earned Arkansas a trip to Denver. The Razorbacks were 30-4 heading into a semifinal showdown with Duke.

Richardson took his club to Denver a day early to adjust to the altitude, but the Hogs fell behind early in both halves and used plenty of adrenaline to catch up. Arkansas led 69-62 with 10:38 remaining, but ran out of gas. Duke came back and won, 97-83, but also used most of its energy. The Blue Devils were beaten by Nevada-Las Vegas in the title game while Arkansas tied Georgia Tech for third.




The ultimate came in 1994. The Hogs downed North Carolina A&T, Georgetown, Tulsa and Michigan to advance to the Final Four at Charlotte, N.C. The win over Arizona was Arkansas' first ever in the national semifinals and set up a clash with Duke.


With the score tied with less than a minute to play, a well-defended Scotty Thurman hit a three-pointer to lead the Razorbacks to a 76-72 victory and the national title.

With every starter from the championship squad returning, the Hogs were favored to return to the Final Four in 1995, and they did. Texas Southern, Syracuse, Memphis and Virginia were knocked off along the way to the Final Four at Seattle, but none of the wins came by more than six points.

Arkansas fell behind early but rallied to get by North Carolina in the semifinals. Playing in the NCAA championship game for the second straight year, Arkansas came up short in an 89-78 loss to UCLA.



COREY BECK averaged 12.0 points, 7.0 rebounds and 4.0 assists in earning Final Four All-Tournament honors in 1994.



No. 5 ARKANSAS 74, No. 2 UCLA 70

**NCAA Tournament Regional Semifinal
March 16, 1978, at Albuquerque, N.M.**

It had been an incredible year for Arkansas. The Razorbacks repeated as South-west Conference champs but had to nervously await an NCAA at-large bid when they were eliminated from the league tournament by Houston in the semifinals. The "Triplets," Ron Brewer, Sidney Moncrief and Marvin Delph, were the ringleaders.

Still, the Hogs were underdogs and a new kid on the NCAA block when they faced second-ranked UCLA in the third round at Albuquerque. David Greenwood was the leader of the Bruins, who weren't far removed from their incredible string of NCAA championships.

UCLA was stunned as Arkansas roared to a 40-22 lead that was cut to 42-29 by halftime. The Bruins didn't panic. They pressed the Hogs and took a 60-58 lead.

Brewer tied the game with two free throws, Steve Schall hit a short turnaround and Delph drilled a jump shot to put the Hogs back in front.

Delph sizzled by hitting 11 of his 14 shots, finishing with 23 points. Moncrief had 21 and Brewer 18. Greenwood finished with 17 for UCLA.


The victory moved the Razorbacks a step closer to their eventual trip to the Final Four.

Arkansas 74, UCLA 70 West Regional • Sweet 16 • March 16, 1978 University Arena • Albuquerque, N.M. • Att.: 17,750

UCLA													
#	Player	Tot-FG		FT	Rebounds			TP	A	TO	BLK	S	MIN
		FG	FGA		FTA	Tot	PF						
24	David Greenwood *	8	13	1	4	4	5	17	2	2	2	1	39
35	James Wilkes *	3	5	0	0	0	5	6	1	1	0	1	21
31	Gig Sims *	0	1	0	0	4	2	0	1	1	1	0	13
22	Raymond Townsend *	1	11	0	0	2	2	2	2	2	0	0	26
24	Roy Hamilton *	9	16	1	2	1	4	19	6	3	0	4	36
14	Brad Holland	5	8	0	0	0	2	8	2	1	0	0	20
32	Darrel Allums	6	7	0	2	10	4	12	0	2	0	1	27
50	Marvin Thomas	1	1	0	0	2	0	2	0	0	0	0	1
55	Kiki Vandeweghe	2	4	0	0	4	0	4	0	1	1	0	17
TEAM													
Totals		34	67	2	8	30	24	70	14	13	4	7	200
FG		1st Half: 14-28 .500		2nd Half: 20-39 .512		Game: .507		DEADBALL					
F Throw		1st Half: 1-5 .200		2nd Half: 1-3 .333		Game: .250		REBOUNDS		2			

Arkansas													
#	Player	Tot-FG		FT	Rebounds			TP	A	TO	BLK	S	MIN
		FG	FGA		FTA	Tot	PF						
42	Jim Counce *	0	1	2	2	3	0	2	3	5	0	2	39
44	Marvin Delph *	11	14	1	1	10	2	23	0	3	0	1	40
30	Steve Schall *	4	7	0	0	2	4	8	1	2	1	2	20
10	Ron Brewer *	5	14	8	10	5	0	18	5	4	0	0	40
32	Sidney Moncrief *	7	13	7	13	11	2	21	1	1	1	0	39
20	Alan Zahn	1	1	0	0	2	3	2	1	1	0	0	21
40	U.S. Reed	0	0	0	2	0	0	0	0	0	0	0	1
TEAM													
Totals		28	50	18	28	36	12	74	11	16	2	5	200
FG		1st Half: 19-30 .633		2nd Half: 9-20 .450		Game: .560		DEADBALL					
F Throw		1st Half: 4-5 .800		2nd Half: 14-23 .608		Game: .642		REBOUNDS		3			

Score by Periods	1st	2nd	Total
UCLA	29	41	70
Arkansas	42	32	74



No. 1 INDIANA STATE 73, No. 5 ARKANSAS 71

**NCAA Regional Final
March 17, 1979, at Cincinnati, Ohio**

A Final Four team in 1978, Arkansas was not expected to return in 1979 with the loss of Ron Brewer and Marvin Delph, two of the famed "Triplets." Sidney Moncrief, however, almost single-handedly pushed his team to greater heights than anyone expected.

Moncrief, senior Steve Schall and a cast of sophomores and freshmen put together a 14-game winning streak late in the year and arrived at the Midwest Regional finals ready to challenge No. 1-ranked and unbeaten Indiana State, and superstar Larry Bird. The stakes were a spot in the Final Four.

Bird was awesome. The Hogs simply could not stop him. With 9:22 left, he already had 27 points. Razorback Coach Eddie Sutton then made the ultimate gamble. He put the 6-4 Moncrief on the 6-9 Bird for the final seven minutes.

Bird scored just four more points. Meanwhile, Moncrief was almost as unstoppable as Bird had been. He finished with 24 points and eight rebounds, and had his team in a position to win late. Arkansas had the ball with 1:31 left and holding for the last shot with the score tied 71-71. With 1:02 remaining, U.S. Reed tripped and was called for walking, giving the Sycamores the ball.

ISU held for the last shot, but could not get the ball to Bird, who was smothered by Moncrief. It was Bob Heaton who launched the shot with two seconds left and the Hogs watched helplessly as it hit both sides of the rim before dropping through, depriving the Hogs of a second straight trip to the Final Four.

Indiana State 73, Arkansas 71 Midwest Regional • Elite Eight • March 17, 1979 Riverfront Coliseum • Cincinnati, Ohio • Att.: 17,166

Indiana State													
#	Player	Tot-FG		FT	Rebounds			TP	A	TO	BLK	S	MIN
		FG	FGA		FTA	Tot	PF						
42	Alex Gilbert *	6	9	0	0	2	3	12	0	0	2	0	22
40	Brad Miley *	3	3	0	0	4	2	6	3	1	0	0	35
33	Larry Bird *	12	22	7	8	10	3	31	3	2	0	1	40
23	Steve Reed *	0	1	0	0	0	3	0	5	0	0	0	32
22	Carl Nicks *	5	11	3	4	0	4	13	3	3	0	0	33
30	Bob Heaton	4	5	0	0	1	0	8	0	0	0	0	16
44	Leroy Staley	1	4	1	3	3	1	3	0	1	0	1	22
TEAM													
Totals		31	55	11	15	20	16	73	14	7	2	2	200
FG		1st Half: 15-30 .500		2nd Half: 16-25 .640		Game: .564		DEADBALL					
F Throw		1st Half: 7-11 .636		2nd Half: 4-4 1.000		Game: .733		REBOUNDS		2			

Arkansas													
#	Player	Tot-FG		FT	Rebounds			TP	A	TO	BLK	S	MIN
		FG	FGA		FTA	Tot	PF						
20	Alan Zahn *	5	7	0	0	3	3	10	3	1	0	0	30
44	Scott Hastings *	3	7	4	4	3	2	10	3	3	0	0	40
30	Steve Schall *	6	7	0	2	4	4	12	2	1	0	0	40
24	U.S. Reed *	4	8	3	3	4	5	11	2	1	0	0	34
32	Sidney Moncrief *	10	16	4	4	8	2	24	2	3	0	0	40
40	Tony Brown	0	0	0	0	0	0	0	1	0	0	0	4
34	Mike Young	2	2	0	0	1	1	4	1	0	0	0	12
TEAM													
Totals		30	47	11	13	25	17	71	14	10	0	0	200
FG		1st Half: 16-25 .640		2nd Half: 14-22 .636		Game: .638		DEADBALL					
F Throw		1st Half: 7-9 .778		2nd Half: 4-4 1.000		Game: .846		REBOUNDS		0			

Score by Periods	1st	2nd	Total
Indiana St.	37	36	73
Arkansas	39	32	71





No. 20 ARKANSAS 74, No. 12 LOUISVILLE 73

NCAA Tournament Second Round
March 14, 1981, at Austin, Texas

Defending NCAA champion Louisville and Southwest Conference champion Arkansas clawed at each other for 39 minutes and 55 seconds in the second round of the NCAA Tournament and the scoreboard read Louisville 73, Arkansas 72 after Derek Smith's short jumper for the Cardinals.

The Razorbacks, who had led by six points with 2:13 left, called timeout. U.S. Reed took the inbounds pass and coolly dribbled to midcourt near the sideline. With a second left on the clock, he launched a desperation 49-footer. The only thing desperate after the shot was the look on the faces of the Louisville players as they watched the ball hit nothing but net.

Reed shook hands with everyone on the press table after hitting a shot that will live forever in the minds of Razorback fans. He finished with 19 points. Darrell Walker had 23 and the Hogs were still alive in the NCAA Tournament.

Arkansas 74, Louisville 73 Midwest Regional • Second Round • March 14, 1981 Frank Erwin Center • Austin, Texas • Att.: 8,523

Arkansas		Tot-FG		Rebounds											
#	Player	FG	FGA	FT	FTA	Tot	PF	TP	A	TO	BLK	S	MIN		
40	Tony Brown*	1	3	0	0	2	5	2	0	2	0	1	3		
42	Keith Peterson *	2	4	4	6	6	3	8	0	2	0	1	39		
44	Scott Hastings *	2	8	8	8	8	4	12	0	2	0	0	32		
20	Darrell Walker *	9	15	5	7	4	3	23	3	1	0	2	40		
24	U.S. Reed*	7	14	5	6	6	3	19	6	5	1	3	40		
43	Greg Skulman	0	0	0	0	0	0	0	1	2	0	0	4		
34	Mike Young	4	7	2	2	0	2	10	1	5	0	0	25		
45	Carey Kelly	0	1	0	1	1	3	0	0	1	0	0	13		
12	Brad Friess	0	0	0	0	0	0	0	0	0	0	0	4		
TEAM		7													
Totals		25	52	24	30	34	23	74	11	20	1	7	200		
FG		1st Half: 15-34 .441		2nd Half: 10-18 .555		Game: .480		DEADBALL							
F Throw		1st Half: 7-8 .875		2nd Half: 17-22 .773		Game: .800		REBOUNDS							
								0							

Louisville		Tot-FG		Rebounds											
#	Player	FG	FGA	FT	FTA	Tot	PF	TP	A	TO	BLK	S	MIN		
42	Derek Smith *	5	9	0	0	7	4	10	5	6	1	1	35		
22	Rodney McCray *	4	4	3	5	5	5	11	2	1	0	3	25		
33	Charles Jones *	4	4	2	4	3	3	10	0	1	4	0	31		
4	Lancaster Gordon *	3	6	2	3	4	2	8	1	2	1	1	30		
5	Jerry Eaves *	3	11	3	5	4	2	9	3	8	0	1	35		
21	Scotter McCray	5	9	1	4	4	4	11	0	0	2	2	23		
34	Roger Burkman	0	0	4	4	1	5	4	0	0	0	0	8		
44	Poncho Wright	2	5	6	6	0	1	10	1	1	0	2	10		
14	Greg Deuser	0	1	0	0	0	0	0	1	1	0	0	3		
TEAM		1													
Totals		26	49	21	31	29	26	73	13	20	8	10	200		
FG%		1st Half: 12-18 .667		2nd Half: 14-31 .452		Game: .531		DEADBALL							
F Throw%		1st Half: 9-15 .600		2nd Half: 12-15 .800		Game: .677		REBOUNDS							
								2							

Technical fouls: None

Score by Periods	1st	2nd	Total
Arkansas	37	37	74
Louisville	33	40	73



ARKANSAS 65, No. 1 NORTH CAROLINA 64

Feb. 12, 1984, at Pine Bluff, Ark.

North Carolina was 19-0 and ranked No. 1 nationally when the Tar Heels visited Pine Bluff. Arkansas was on its way to a second-place finish in the Southwest Conference and had defeated SMU in Dallas the day before.

Violent weather kept the Hogs from flying to Pine Bluff until the morning of the game, and the Razorbacks arrived in town two hours before the nationally televised contest.

North Carolina had plenty of weapons. Michael Jordan, Sam Perkins and Brad Daugherty, all future NBA stars, were in the starting lineup along with Steve Hale, a guard from Tulsa whose second choice of schools was Arkansas.

The Hogs were armed with Joe Kleine and Alvin Robertson, but the unsung heroes were Darryl Bedford and Charles Balentine. Bedford, a freshman who had been a little used reserve, hit all six of his shots and scored 12 points. Balentine, of course, was the hero at the end.

A crowd of 7,529 was in a frenzy from the opening tipoff to the final buzzer. They watched Jordan score 21 points and Kleine answer with 20. Perkins had 17 and Hale 15. Leroy Sutton scored 11 points. Balentine 10 and Robertson nine for the Hogs.

The second half was a nailbiter and the Tar Heels led by one with only seconds to play. Balentine drove the baseline and hit an eight-footer to give Arkansas the lead before UNC missed a buzzer shot.

Arkansas 65, North Carolina 64 Pine Bluff Convention Center • Pine Bluff, Ark. • Att.: 7,529

North Carolina		Tot-FG											
#	Player	FG	FGA	FT	FTA	Tot	PF	TP	A	TO	BLK	S	MIN
44	Matt Doherty *	2	9	1	1	4	2	5	4	3	0	1	36
41	Sam Perkins *	5	10	7	8	11	3	17	0	1	0	0	34
42	Brad Daugherty *	0	3	2	2	3	5	2	1	1	1	1	22
25	Steve Hale *	5	9	5	5	0	4	15	6	2	0	4	37
23	Michael Jordan *	9	15	3	5	1	2	21	1	4	0	0	35
24	Joe Wolf	0	1	2	2	1	2	2	0	0	0	0	21
22	Buzz Peterson	1	2	0	0	0	1	2	0	2	0	1	13
35	Dave Popson	0	0	0	0	0	1	0	0	0	0	0	2
TEAM		2											
Totals		22	49	20	23	22	20	64	12	13	1	7	200
FG		1st Half: 11-22 .500		2nd Half: 11-27 .407		Game: .449		DEADBALL					
F Throw		1st Half: 12-13 .923		2nd Half: 8-10 .800		Game: .870		REBOUNDS					
								2					

Arkansas		Tot-FG											
#	Player	FG	FGA	FT	FTA	Tot	PF	TP	A	TO	BLK	S	MIN
24	Charles Balentine *	4	8	2	2	3	2	10	2	0	0	1	39
33	Leroy Sutton *	5	6	1	2	3	5	11	0	2	0	0	16
35	Joe Kleine *	5	12	10	10	10	2	20	0	3	1	1	39
14	Ricky Norton *	1	3	0	0	5	2	2	5	3	0	2	33
21	Alvin Robertson *	3	7	3	6	2	4	9	10	3	0	2	34
12	Scott Rose	0	0	0	0	0	0	0	0	0	0	0	1
22	Robert Kilchen	0	0	0	0	0	1	0	0	1	0	0	5
54	Darryl Bedford	6	6	0	0	2	3	12	0	3	0	0	25
30	Mike Ratliff	0	0	1	2	0	0	1	0	1	0	0	4
52	Eric Pfoersche	0	1	0	0	0	1	0	0	0	0	0	3
42	Robert Brannon	0	0	0	0	0	0	0	0	0	0	0	1
TEAM		1											
Totals		24	43	17	22	26	20	65	17	16	1	6	200
FG		1st Half: 13-26 .500		2nd Half: 11-17 .647		Game: .558		DEADBALL					
F Throw		1st Half: 12-14 .857		2nd Half: 5-8 .635		Game: .773		REBOUNDS					
								4					

Technical fouls: Arkansas - Eddie Sutton

Score by Periods	1st	2nd	Total
North Carolina	34	30	64
Arkansas	38	27	65



No. 12 ARKANSAS 73, No. 2 HOUSTON 68 March 4, 1984, at Fayetteville

Hakeem Olajuwon and Houston were on their way to their third consecutive Final Four, they were ranked second nationally and hadn't lost a Southwest Conference game in two years. The Cougars had gone 16-0 in 1983 and were 15-0 going into the regular season finale at Barnhill Arena.

Arkansas was outstanding as well. The Hogs already had upset top-ranked North Carolina at Pine Bluff, but at 13-2 couldn't catch Houston in the SWC standings. No one in the overflow crowd of 9,438 cared as they watched a terrific contest showcased by national television.

Olajuwon was held to 10 points before fouling out, but Michael Young picked up the slack with 22 and Alvin Franklin earned 21. They weren't as hot as the Hogs, though. Joe Kleine, whose inside power put Olajuwon in foul trouble, scored 22 points, hitting all 10 of his free throws. Charles Balentine added 16, Ricky Norton 14 and Alvin Robertson 13 points and nine assists.

Houston led at the half but saw its hopes dim when Olajuwon drew his fourth and fifth fouls in a 38-second span six minutes from the end while trying to stop Kleine inside. Kleine hit all four free throws and the Hogs had a huge victory.

Arkansas 73, Houston 68 Barnhill Arena • Fayetteville, Ark. • Att.: 9,438

Houston		Tot-FG		Rebounds		3-Pt		FT		FTA		PF		TP		A		TO		BLK		S		MIN	
#	Player	FG	FGA	FT	FTA	Tot	PF	TP	A	TO	BLK	S	MIN												
43	Michael Young *	7	16	8	9	4	2	22	2	0	0	0	40												
41	Rickie Winslow *	4	8	3	5	5	5	11	1	3	0	1	31												
35	Hakeem Olajuwon *	5	6	0	6	5	10	0	1	5	0	33													
21	Alvin Franklin *	7	13	7	7	3	2	21	3	4	0	36													
45	Reid Gettys *	1	3	0	0	1	4	2	3	2	0	23													
33	Benny Anders	0	1	0	0	0	0	0	0	1	0	2													
11	Derek Giles	0	1	0	0	1	2	0	2	0	1	2													
55	Greg Anderson	1	2	0	0	3	1	2	0	1	0	13													
15	Eric Dickens	0	0	0	0	1	1	0	0	0	0	4													
TEAM		2		2		2		68		11		12		6		5		200							

FG% 1st Half: 16-23 .696 2nd Half: 9-27 .333 Game: .500 DEADBALL REBOUNDS 2
F Throw% 1st Half: 4-7 .571 2nd Half: 14-15 .933 Game: .818

Arkansas		Tot-FG		Rebounds		3-Pt		FT		FTA		PF		TP		A		TO		BLK		S		MIN	
#	Player	FG	FGA	FT	FTA	Tot	PF	TP	A	TO	BLK	S	MIN												
33	Leroy Sutton *	4	6	0	0	4	4	8	0	0	0	0	36												
24	Charles Balentine *	8	13	0	0	8	1	16	1	2	0	0	37												
35	Joe Kleine *	6	10	10	10	5	4	22	1	3	0	0	39												
14	Ricky Norton *	6	10	2	3	3	4	14	3	1	0	0	36												
21	Alvin Robertson *	3	9	7	9	4	4	13	9	4	0	1	38												
54	Darryl Bedford	0	2	0	0	0	1	0	0	0	0	0	4												
30	Mike Ratliff	0	0	0	0	0	2	0	0	1	0	0	2												
22	Robert Kitchen	0	1	0	0	0	0	0	1	0	0	0	2												
12	Scott Rose	0	0	0	0	0	0	0	0	1	0	0	2												
11	Jimmy Dykes	0	0	0	0	0	0	0	0	0	0	0	1												
23	Kennan DeBose	0	0	0	0	0	0	0	0	0	0	0	1												
52	Eric Poerschke	0	0	0	0	0	0	0	0	0	0	0	1												
TEAM		1		1		1		73		15		12		0		3		200							

FG% 1st Half: 17-29 .586 2nd Half: 10-22 .455 Game: .529 DEADBALL REBOUNDS 3
F Throw% 1st Half: 0-0 .000 2nd Half: 19-22 .864 Game: .864

Technical fouls: Houston - Olajuwon

Score by Periods	1st	2nd	Total
Houston	36	32	68
Arkansas	34	39	73



No. 3 ARKANSAS 103, TEXAS 96 Feb. 4, 1990, at Austin, Texas

Known as the "Strollin' with Nolan" game, Arkansas already had a two-game lead over Texas in the Southwest Conference when the Razorbacks invaded Austin for a nationally televised game.

The Hogs owned a four-game winning streak over the Longhorns, and it was a must-win situation for Texas. The Razorbacks led for most of the first half but Texas gained a five-point advantage midway through the second half. It was 77-72 'Horns when Todd Day fouled out for Arkansas 3:31 from the end.

Texas still led, 86-83, and had Travis Mays at the free throw line with 12 seconds left, but Mays missed the free throw and Lee Mayberry stunned the Texas crowd of more than 16,000 with a long three-pointer four seconds from the buzzer to send the game into overtime.

Arkansas made sure Texas never recovered. A three-pointer by Ernie Murry got the Hogs started and Mayberry's jumper at 3:20 put the Hogs in front to stay. Mayberry and Lenzie Howell each scored 23 points to offset 24 by Joey Wright, 23 by Mays and 22 by Lance Blanks. The victory gave Arkansas a three-game lead it never surrendered on its way to the SWC title.

Arkansas 103, Texas 96 (OT) Erwin Center • Austin, Texas • Att.: 16,231

Arkansas		Tot-FG		3-Pt		Rebounds		FT		FTA		PF		TP		A		TO		BLK		S		MIN	
#	Player	FG	FGA	FG	FGA	FT	FTA	OF	DE	Tot	PF	TP	A	TO	BLK	S	MIN								
10	Todd Day *	7	16	0	0	3	4	3	2	5	5	17	1	3	2	3	33								
24	Lenzie Howell *	10	19	0	0	3	5	1	3	4	2	23	2	3	1	3	31								
55	Mario Credit *	0	2	0	0	0	0	1	1	2	2	0	0	0	1	2	10								
11	Lee Mayberry *	9	16	2	4	3	3	1	6	7	4	23	3	5	0	0	43								
20	Arlyn Bowers *	0	4	0	1	2	2	0	1	1	3	2	0	0	0	0	11								
14	Ernie Murry	3	6	2	3	1	1	1	3	4	2	9	2	0	0	2	18								
21	Darrell Hawkins	1	2	0	0	0	0	0	1	1	0	2	0	2	0	0	6								
22	Cannon Whitby	0	0	0	0	0	0	0	0	0	0	0	0	0	0	0	1								
25	Oliver Miller	3	11	0	0	2	2	5	8	13	4	8	0	4	10	4	32								
31	Ron Huery	4	7	0	0	7	9	0	3	3	4	15	4	1	2	0	32								
42	Larry Marks	2	3	0	0	0	0	0	0	0	0	4	0	0	0	0	8								
TEAM		1		4		5		26		103		12		18		16		14		225					

FG% 1st Half: 18-38 .473 2nd Half: 21-48 .437 Game: .453 DEADBALL REBOUNDS 1
3-Pt. FG% 1st Half: 1-4 .250 2nd Half: 3-4 .750 Game: .500
F Throw% 1st Half: 7-9 .777 2nd Half: 14-17 .823 Game: .807

Texas		Tot-FG		3-Pt		Rebounds		FT		FTA		PF		TP		A		TO		BLK		S		MIN	
#	Player	FG	FGA	FG	FGA	FT	FTA	OF	DE	Tot	PF	TP	A	TO	BLK	S	MIN								
32	Lance Blanks *	4	15	1	4	13	14	1	4	5	3	22	5	2	0	4	45								
42	Locksley Collie *	4	14	0	0	7	12	9	7	16	5	15	1	4	0	0	38								
44	Guillermo Myers *	5	8	0	0	0	1	6	7	13	4	10	0	2	3	1	36								
12	Joey Wright *	7	15	3	6	7	7	2	4	6	3	24	4	9	0	1	44								
14	Travis Mays *	9	23	3	9	2	3	2	8	10	4	23	1	6	1	2	45								
3	Benford Williams	1	5	0	0	0	0	3	3	6	4	2	0	1	1	0	13								
11	Courtney Jeans	0	0	0	0	0	0	0	1	1	0	0	0	1	0	0	2								
55	George Muller	0	0	0	0	0	0	0	1	1	0	0	0	0	0	0	2								
TEAM		2		2		2		23		37		60		23		96		11		25		5		8	

FG% 1st Half: 13-35 .371 2nd Half: 17-45 .378 Game: .375 DEADBALL REBOUNDS 4
3-Pt. FG% 1st Half: 2-6 .333 2nd Half: 5-13 .385 Game: .368
F Throw% 1st Half: 12-14 .857 2nd Half: 7-7 .739 Game: .784

Score by Periods	1st	2nd	OT	Total
Arkansas	44	42	17	103
Texas	40	46	10	96





No. 7 ARKANSAS 106, No. 23 LSU 92 (OT) March 3, 1992, at Fayetteville

It was Arkansas' first year as a member of the Southeastern Conference (SEC). Earlier in the season, Todd Day had exploded for a career-high 43 points as the Razorbacks defeated LSU, 101-90, at Baton Rouge. The Tigers recovered from the defeat, though, and by the time they arrived at Barnhill Arena, they had tied the Hogs for the SEC lead.

LSU's first ever visit to Fayetteville would determine the SEC championship.

The Tigers started strong. Shaquille O'Neal did his best to quiet an overflow crowd of 9,518 with 11 points in the opening half as LSU roared to a 51-36 advantage. O'Neal, however, scored his last points with 11:37 remaining to give the Tigers a 69-58 lead before the Razorbacks charged back.

Lee Mayberry, who hit a then-school record nine three-point field goals and finished with 35 points, teamed with Day, who finished with 27, to bring the Hogs from behind. Mayberry's last three-pointer tied the game at 87-all and Oliver Miller blocked O'Neal's shot at the buzzer to force overtime.

Arkansas blitzed the Tigers, 19-5, in the extra period. Day scored nine points and Mayberry had four during that time. The victory sent Barnhill Arena into a frenzy and the Razorbacks on the way to their first SEC title.

Arkansas 106, LSU 92 (OT) Barnhill Arena • Fayetteville, Ark. • Att.: 9,518

LSU		Tot-FG		3-Pt		Rebounds		PF		TP		A		TO		BLK		S		MIN	
#	Player	FG	FGA	FG	FGA	FT	FTA	OF	DE	Tot	PF	TP	A	TO	BLK	S	MIN				
22	Clarence Ceasar *	6	15	3	8	0	0	2	6	8	5	15	6	2	1	3	37				
24	Vernel Singleton *	6	8	1	10	11	5	2	7	5	23	1	2	0	0	37					
33	Shaquille O'Neal *	9	17	0	0	3	5	5	9	14	3	21	0	2	2	0	42				
4	Jamie Brandon *	5	10	2	4	0	0	2	1	3	3	12	8	3	0	44					
10	Maurice Williamson *	6	11	4	5	1	2	0	0	0	3	17	4	2	0	2	34				
43	Geert Hammink	0	0	0	0	0	0	0	1	1	0	1	1	0	0	3					
25	Paul Marshall	0	2	0	2	0	0	0	0	1	0	1	0	0	1	11					
5	Justin Anderson	1	5	1	4	1	2	1	0	1	2	4	2	1	0	15					
32	Harold Boudreaux	0	0	0	0	0	0	0	0	0	0	0	0	0	0	1					
11	Mike Hansen	0	0	0	0	0	0	2	0	0	0	0	1	0	0	1					
TEAM																					
Totals		33	68	11	24	15	20	17	19	36	22	92	23	14	3	6	225				

FG%	1st Half: 21-35 .571	2nd Half: 12-33 .364	Game: .485	DEADBALL
3-Pt. FG%	1st Half: 7-14 .500	2nd Half: 4-10 .400	Game: .417	REBOUNDS
F Throw%	1st Half: 2-5 .400	2nd Half: 13-15 .867	Game: .750	3

Arkansas		Tot-FG		3-Pt		Rebounds		PF		TP		A		TO		BLK		S		MIN	
#	Player	FG	FGA	FG	FGA	FT	FTA	OF	DE	Tot	PF	TP	A	TO	BLK	S	MIN				
34	Roosevelt Wallace *	4	7	0	0	2	2	2	4	6	0	8	2	2	0	0	15				
3	Warren Linn *	5	9	3	6	0	0	0	1	1	1	13	3	0	0	0	34				
25	Oliver Miller *	4	6	0	1	2	4	3	7	10	4	10	2	2	3	3	43				
10	Todd Day *	7	13	1	4	12	15	3	5	8	3	27	3	3	0	3	41				
11	Lee Mayberry *	12	18	9	12	2	2	1	1	2	0	35	7	2	0	3	42				
35	Isaiah Morris	1	4	0	0	0	0	0	0	0	1	2	0	0	0	0	9				
21	Darrell Hawkins	4	7	0	0	3	3	0	0	0	3	11	0	1	0	0	28				
23	Ken Biley	0	0	0	0	0	0	0	0	0	0	0	1	0	0	0	3				
20	Robert Shepherd	0	0	0	0	0	0	0	0	0	0	0	1	0	0	0	8				
12	Clint McDaniel	0	0	0	0	0	0	0	0	0	0	0	0	1	0	0	2				
TEAM																					
Totals		37	64	13	23	19	26	2	1	3	12	106	19	11	3	9	225				

FG%	1st Half: 14-29 .483	2nd Half: 23-35 .657	Game: .578	DEADBALL
3-Pt. FG%	1st Half: 6-10 .600	2nd Half: 7-13 .538	Game: .565	REBOUNDS
F Throw%	1st Half: 2-7 .286	2nd Half: 17-19 .895	Game: .731	5

Score by Periods	1st	2nd	OT	Total
LSU	51	36	5	92
Arkansas	36	51	19	106



No. 9 ARKANSAS 94, No. 5 KENTUCKY 92 Jan. 29, 1995, at Fayetteville

Kentucky's second-ever trip to Fayetteville was a highly-anticipated event. CBS moved the game to Super Bowl Sunday to ensure a large audience for the nationally televised event.

By halftime it was obvious another special event was taking place, just as every Arkansas-Kentucky game had been. The Wildcats led by one when Reggie Garrett stunned the visitors with a halfcourt buzzer shot to give Arkansas a 49-47 halftime lead.

Arkansas was tied or led the entire second half until Walter McCarty's short jumper gave Kentucky an 82-80 lead with 5:19 left. From that point on, neither team led by more than four, and there were three ties and three lead changes.

Scotty Thurman, Arkansas' greatest last-second shot maker ever, made sure the crowd went home happy. He drove past UK defenders, pulled up and hit an 18-footer with eight seconds to go to put the Razorbacks in front for good. McDaniel made a baseline steal in the final second and hit a free throw for the final margin.

Thurman and Corliss Williamson combined for 50 points as the Hogs won their fourth straight regular season game over the Wildcats.

Arkansas 94, Kentucky 92 Bud Walton Arena • Fayetteville, Ark. • Att.: 20,298

Kentucky		Tot-FG		3-Pt		Rebounds		PF		TP		A		TO		BLK		S		MIN	
#	Player	FG	FGA	FG	FGA	FT	FTA	OF	DE	Tot	PF	TP	A	TO	BLK	S	MIN				
12	Rodrick Rhodes *	4	13	1	6	2	2	0	3	3	2	11	7	4	0	2	35				
40	Walter McCarty *	7	9	2	3	0	0	2	5	7	4	16	2	0	0	0	24				
10	Andre Riddick *	1	6	0	0	1	3	5	8	4	2	1	1	3	0	24					
00	Tony Delk *	9	15	6	9	7	8	1	2	3	3	31	2	3	0	1	35				
15	Jeff Sheppard *	5	9	2	5	2	2	1	2	3	5	14	2	3	0	0	26				
32	Jared Prickett	1	2	0	0	0	0	0	1	1	2	2	0	1	0	0	9				
25	Anthony Eggs	2	3	2	3	2	2	0	0	0	0	8	4	1	0	1	15				
24	Antoine Walker	1	3	1	1	0	0	0	1	1	1	3	1	2	1	0	12				
41	Mark Pope	1	2	0	0	3	4	1	1	2	4	5	0	0	0	0	16				
3	Chris Harrison	0	1	0	1	0	0	0	0	0	0	1	0	0	0	0	1				
34	Allen Edwards	0	0	0	0	0	0	0	0	0	0	0	0	0	0	0	1				
22	Allen Edwards	0	1	0	1	0	0	0	0	0	0	0	0	0	0	0	2				
TEAM																					
Totals		31	64	14	29	16	19	10	22	32	26	92	19	15	4	4	200				

FG%	1st Half: 15-30 .500	2nd Half: 16-34 .471	Game: .484	DEADBALL
3-Pt. FG%	1st Half: 9-16 .563	2nd Half: 5-13 .385	Game: .483	REBOUNDS
F Throw%	1st Half: 8-11 .727	2nd Half: 8-8 1.000	Game: .842	2

Arkansas		Tot-FG		3-Pt		Rebounds		PF		TP		A		TO		BLK		S		MIN	
#	Player	FG	FGA	FG	FGA	FT	FTA	OF	DE	Tot	PF	TP	A	TO	BLK	S	MIN				
34	Corliss Williamson *	9	15	0	0	10	13	2	7	9	1	28	3	2	3	2	33				
30	Scotty Thurman *	5	6	4	5	8	8	0	4	4	2	22	2	2	0	1	37				
15	Dwight Stewart *	2	7	2	5	0	0	0	3	3	5	6	2	3	2	0	19				
12	Clint McDaniel *	2	5	1	4	4	6	1	0	1	2	9	4	2	0	2	30				
14	Cory Beck *	2	5	0	1	4	5	2	4	6	4	8	8	4	0	1	36				
23	Reggie Garrett	3	6	1	2	1	1	0	0	0	4	8	0	1	0	0	17				
44	Darnell Robinson	4	8	0	2	0	0	2	2	4	1	8	1	3	1	1	16				
3	Al Dillard	2	4	1	2	0	0	0	0	0	1	5	0	1	0	0	8				
33	Lee Wilson	0	1	0	0	0	0	1	1	2	0	0	0	0	1	0	3				
21	Landis Williams	0	0	0	0	0	0	0	0	0	0	0	0	0	0	0	1				
TEAM																					
Totals		29	57	9	21	27	33	9	24	33	20	94	20	18	7	7	200				

FG%	1st Half: 14-28 .500	2nd Half: 15-29 .517	Game: .509	DEADBALL
3-Pt. FG%	1st Half: 7-12 .583	2nd Half: 2-9 .222	Game: .429	REBOUNDS
F Throw%	1st Half: 14-16 .875	2nd Half: 13-17 .765	Game: .818	3

Score by Periods	1st	2nd	Total
Kentucky	47	45	92
Arkansas	49	45	94



NCAA LEADERS

NCAA INDIVIDUAL STATISTICAL LEADERS

2020	Mason Jones, 232 free throws made
2020	Mason Jones, 282 free throw attempts
1991	Oliver Miller, 70.4 field goal percentage (254-361)
1976	Sidney Moncrief, 66.5 field goal percentage (149-224) *
1974	Rickey Medlock, 91.6 free throw percentage (87-95)
1961-63	Tommy Boyer, 89.2 career free throw pct. (315-353) **
1963	Tommy Boyer, 44 consecutive free throws **
1963	Tommy Boyer, 91.3 free throw percentage (147-161)
1962	Tommy Boyer, 93.3 free throw percentage (125-134) **


* Set the NCAA record for a freshman; record has since been broken

** Set the NCAA record which has since been broken

NCAA TEAM STATISTICAL LEADERS

2020	.272 three-point field goal percentage defense
2000	6.65 turnover margin
1999	292 three-point field goals made
1995	361 three-point field goals made #
1995	721 assists
1995	3,416 points scored
1995	445 steals
1995	39 games played
1994	91.2 winning percentage (31-3)
1994	301 three-point field goals made
1994	687 assists
1994	20.2 assists per game
1994	91.2 winning percentage (31-3)
1994	17.9-point margin of victory (93.4-75.6)
1992	674 assists
1991	3,783 points scored
1991	467 steals
1989	11.6 steals (372 in 32 games)
1978	54.6 field goal percentage (1,060-1,943)
1977	54.5 field goal percentage (849-1,558)
1962	77.6 free throw percentage (502-647)

Set NCAA record; has since been broken



ARKANSAS 104, No. 2 AUBURN 88

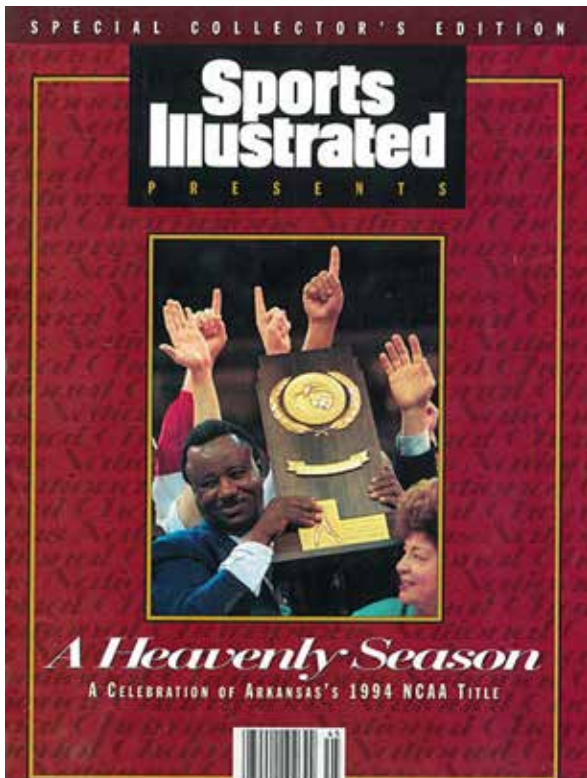
Feb. 24, 1999, at Fayetteville

Auburn hadn't won a SEC championship in 39 years but had already clinched the title and was ranked second nationally with a 25-1 record when the Tigers came to Bud Walton Arena for Arkansas' regular season home finale.

The Razorbacks had stunned fifth-ranked Kentucky four days earlier and believed a win over Auburn would clinch a spot in the NCAA Tournament. It was an emotional evening before the game started. Seniors Derek Hood, Pat Bradley and Kareem Reid, record-setters who persevered through four sometimes-difficult seasons, were introduced to the Bud Walton Arena fans for the final time.

Arkansas' fans created the noisiest environment Coach Nolan Richardson, his players and long-time followers of the program could ever remember. An overflow crowd of 20,298 nearly shook the building with an incredible level of exhortation. Not a player or coach on either side completed an interview without mentioning the crowd.

It was a one-point game with 16:26 left but a rebound basket by Hood spurred the Razorbacks to a 30-10 run that left Auburn in shock. Both teams were quick, but the Tigers must have thought there were more than five Hogs on the floor as the noise pushed Arkansas beyond its highest previous performance level of the campaign.



Arkansas 104, Auburn 88 Bud Walton Arena • Fayetteville, Ark. • Att.: 20,298

Auburn		Tot-FG		3-Pt		Rebounds		PF		TP		A		TO		BLK		S		MIN	
#	Player	FG	FGA	FG	FGA	FT	FTA	OF	DE	Tot	PF	TP	A	TO	BLK	S	MIN				
4	Chris Porter *	7	15	1	2	9	10	3	8	11	3	24	1	4	1	1	32				
13	Bryant Smith *	3	8	0	1	5	7	6	1	7	2	11	0	1	0	0	27				
34	Mamadou N'diaye *	4	6	0	0	0	0	4	4	8	3	8	1	1	1	0	26				
10	Scott Pohlman *	5	15	4	8	0	0	4	1	5	3	14	2	0	0	1	32				
50	Doc Robinson *	2	12	1	3	2	3	2	2	4	3	7	3	2	0	0	29				
42	Adrian Chillest	2	3	0	1	0	1	0	0	0	1	4	2	0	0	0	13				
3	Reggie Sharp	0	5	0	2	0	0	1	3	4	1	0	2	2	0	0	11				
23	Daymeon Fishback	5	6	3	3	0	0	2	2	4	2	13	1	1	0	0	16				
12	Jay Heard	1	6	1	4	0	0	1	0	1	3	3	0	2	0	1	6				
31	Mack McGadney	2	5	0	3	0	0	0	0	0	5	4	0	0	0	0	5				
45	Adrian Person	0	2	0	2	0	0	0	1	1	0	0	0	0	0	0	2				
TEAM								4		5											
Totals		31	83	10	29	16	21	27	23	50	26	88	13	13	2	4	200				

FG%	1st Half: 13-37 .351	2nd Half: 18-46 .391	Game: .373	DEADBALL
3-Pt. FG%	1st Half: 6-13 .462	2nd Half: 4-16 .250	Game: .345	REBOUNDS
F Throw%	1st Half: 8-12 .667	2nd Half: 8-9 .889	Game: .762	1

Arkansas		Tot-FG		3-Pt		Rebounds		PF		TP		A		TO		BLK		S		MIN	
#	Player	FG	FGA	FG	FGA	FT	FTA	OF	DE	Tot	PF	TP	A	TO	BLK	S	MIN				
15	Chris Jefferies *	4	7	0	1	1	2	1	2	3	3	9	1	0	2	0	20				
41	Chris Walker *	6	11	5	7	4	6	3	4	7	1	21	2	3	0	0	32				
55	Derek Hood *	9	11	0	0	0	1	6	7	13	3	18	6	1	2	0	26				
12	Kareem Reid *	2	11	0	6	6	6	2	1	3	3	10	10	1	0	3	29				
22	Pat Bradley *	7	11	5	7	4	6	0	2	2	3	23	1	2	0	0	26				
5	T.J. Cleveland	1	4	0	3	1	2	1	5	6	2	3	2	2	0	1	22				
13	Brandon Dean	4	7	1	1	0	0	1	2	3	2	9	0	1	0	3	13				
23	Teddy Gipson	1	5	0	2	2	2	1	1	2	0	4	4	1	0	1	15				
52	Jason Jennings	0	0	0	0	2	4	0	3	3	2	2	0	0	0	0	5				
54	Joe Dean Davenport	0	0	0	0	2	2	1	0	1	0	2	0	0	2	0	8				
24	Lance Keeling	0	1	0	1	0	0	1	0	1	0	0	1	1	0	0	2				
4	Jason Gilbert	1	2	1	2	0	0	0	0	0	0	3	0	0	0	0	2				
TEAM								2		2											
Totals		35	70	12	30	22	31	17	29	46	19	104	27	12	6	8	200				

FG%	1st Half: 14-33 .424	2nd Half: 21-37 .568	Game: .500	DEADBALL
3-Pt. FG%	1st Half: 7-14 .500	2nd Half: 5-16 .313	Game: .400	REBOUNDS
F Throw%	1st Half: 9-12 .750	2nd Half: 13-19 .684	Game: .710	4

Score by Periods	1st	2nd	Total
Auburn	40	48	88
Arkansas	44	60	104





ARKANSAS 80, No. 1 AUBURN 76 (OT)

February 8, 2022 at Fayetteville

Bud Walton Arena had never hosted the No. 1 team in the nation and had never had a bigger crowd until the Razorbacks beat top-ranked Auburn 80-76 in overtime in front of an arena record 20,327.

Down one with 2:39 left in overtime, Jaylin Williams and JD Notae made seven straight free throws to give the Razorbacks a lead it would not relinquish.

The game featured 15 ties and 17 lead changes.

The last lead change came when Auburn led, 70-69, with 2:39 left in overtime. From that point, Williams made two free throws, Notae made two free throws and Williams finished the 7-0 run with three free throws to put the Hogs up six, 76-70.

Auburn battled back as Jabari Smith sank a 3-pointer with 36 ticks left to cut the Tiger deficit to three (76-73). After two free throws by Chris Lykes, Smith drilled another 3-pointer to get the Tigers to within two with 19 seconds remaining. Au'Diese Toney went 1-of-2 at the line but Williams grabbed an offensive rebound on the miss. Notae was fouled with 12 seconds to go for a 4-point Razorback lead. Auburn missed a jumper on the ensuing possession and Williams grabbed the defensive rebound to seal the win.

Arkansas 80, Auburn 76 (OT) Bud Walton Arena • Fayetteville, Ark. • Att.: 20,327

#	Player	Tot-FG		3-Pt		FTA	Rebounds			PF	TP	A	TO	BLK	S	MIN	
		FG	FGA	FG	FGA		OF	DE	Tot								
10	Jabari Smith *	6	16	3	8	5	0	9	9	4	20	0	2	0	1	32:26	
13	Walker Kessler *	6	11	2	5	2	6	8	11	19	5	16	0	2	7	0	33:17
0	K.D. Johnson *	1	7	0	1	0	2	0	2	2	4	2	1	3	0	2	33:06
1	Wendell Green Jr. *	9	21	1	7	0	1	1	3	4	4	19	5	7	0	2	38:21
22	Allen Flanigan *	2	5	1	3	1	2	1	3	4	4	6	0	3	0	0	28:08
35	Devan Cambridge	2	8	1	5	0	1	5	4	9	3	5	0	1	1	0	26:58
44	Dylan Cambridge	3	4	0	1	0	0	3	1	4	1	6	0	0	1	0	10:40
2	Jaylin Williams	1	7	0	2	0	0	1	1	2	1	2	1	0	0	0	13:37
5	Chris Moore	0	1	0	0	0	0	2	0	2	2	0	1	1	0	0	8:27
TEAM																	
Totals		30	80	8	32	8	17	26	36	60	28	76	8	19	9	5	225
FG%		1st Half: 9-34 .265		2nd Half: 17-36 .472		OT: 4-10 .400		Game: .375		DEADBALL							
3-Pt. FG%		1st Half: 2-12 .167		2nd Half: 4-16 .250		OT: 2-4 .500		Game: .250		REBOUNDS							
F Throw%		1st Half: 5-7 .714		2nd Half: 3-7 .429		OT: 0-3 .000		Game: .471		4, 0							

#	Player	Tot-FG		3-Pt		FTA	Rebounds			PF	TP	A	TO	BLK	S	MIN	
		FG	FGA	FG	FGA		OF	DE	Tot								
3	Trey Wade *	0	2	0	0	0	0	1	1	1	0	0	0	0	0	6:14	
10	Jaylin Williams *	3	9	1	3	6	7	1	10	11	4	13	2	2	0	2	36:39
0	Stanley Umude *	3	9	2	7	1	2	1	3	4	2	9	2	2	0	1	39:19
1	JD Notae *	7	20	3	9	11	14	2	3	5	2	28	3	1	4	3	41:24
5	Au'Diese Toney *	5	11	0	2	4	5	5	5	10	3	14	0	3	0	0	40:38
11	Chris Lykes	1	7	0	3	4	4	0	4	4	1	6	2	0	0	0	16:46
20	Kamani Johnson	0	1	0	0	0	0	0	2	2	1	0	1	1	0	0	12:22
4	Davonte Davis	4	8	2	3	0	0	1	3	4	3	10	0	2	0	5	31:38
TEAM																	
Totals		23	67	8	27	26	32	11	31	42	17	80	10	11	5	11	225
FG%		1st Half: 9-29 .310		2nd Half: 13-34 .382		OT: 1-4 .250		Game: .343		DEADBALL							
3-Pt. FG%		1st Half: 4-13 .308		2nd Half: 3-11 .273		OT: 1-3 .333		Game: .296		REBOUNDS							
F Throw%		1st Half: 6-7 .857		2nd Half: 9-11 .818		OT: 11-14 .786		Game: .813		3, 0							

Score by Periods	1st	2nd	OT	Total
Auburn	25	41	10	76
Arkansas	28	38	14	80



No. 17 ARKANSAS 74, No. 1 GONZAGA 68

Mar. 24, 2022, at San Francisco, Calif.

The Arkansas Razorbacks reached the Elite 8 for the second straight year with a 74-68 win over top-ranked and NCAA overall #1 seed Gonzaga in the Sweet 16 of the West Regional, played at Chase Center, home of the Golden State Warriors.

Arkansas, thanks to a win over AP #1 Auburn earlier in the season, became the first men's college basketball team to beat two different No. 1 teams from the AP poll in the same season since 1992-93.

Arkansas' defensive effort was the difference against the Bulldogs, holding the nation's best scoring offense (87.8 ppg) and best shooting offense (52.6%) to just 68 points on 37.5% shooting. After enduring a four-minute scoring drought midway through the first half, the Razorbacks responded with a 9-0 run to take the lead and finished the half on a 13-2 run to take a 32-29 lead into the locker rooms. The late half run was fueled by forcing four Gonzaga turnovers and holding the Zags to just 1-of-7 from the field over the final 6:29.

Gonzaga quickly he drew even to open the second half but again the Razorbacks answered with a run again fueled by defense. Arkansas held the Bulldogs without a field goal for nearly five minutes to help build an eight-point lead.

Nursing a five-point lead with just eight seconds left, Au'Diese Toney's block of a Drew Timme shot was the final momentum swing the Hogs needed. Toney put an exclamation point on the victory with a dunk with one second remaining to keep the Hogs dancing.

Arkansas 74, Gonzaga 68 Chase Center • San Francisco, Calif. • Att.: 17,514

#	Player	Tot-FG		3-Pt		FTA	Rebounds			PF	TP	A	TO	BLK	S	MIN	
		FG	FGA	FG	FGA		OF	DE	Tot								
3	Trey Wade *	6	10	3	4	0	0	0	7	7	3	15	1	0	1	33:51	
10	Jaylin Williams *	5	12	2	5	3	5	1	11	12	4	15	3	0	1	0	36:06
0	Stanley Umude *	3	5	0	1	0	0	0	2	2	4	6	1	2	0	0	20:23
1	JD Notae *	9	29	2	12	1	2	2	4	6	2	21	6	5	2	3	37:38
5	Au'Diese Toney *	4	8	0	1	1	3	4	3	7	2	9	0	0	0	1	39:27
20	Kamani Johnson	0	1	0	0	0	0	0	0	0	0	2	0	0	0	0	3:11
4	Davonte Davis	2	7	0	2	2	2	0	3	3	2	6	2	1	0	1	25:11
11	Chris Lykes	0	0	0	0	2	2	0	0	0	1	2	0	0	0	0	4:13
TEAM																	
Totals		29	72	7	25	9	14	10	32	42	20	74	13	8	6	6	200
FG		1st Half: 15-40 .375		2nd Half: 14-32 .438		Game: .403		DEADBALL									
3-Pt. FG		1st Half: 2-12 .167		2nd Half: 5-13 .385		Game: .280		REBOUNDS									
F Throw		1st Half: 0-2 .000		2nd Half: 9-12 .750		Game: .643		3, 0									

#	Player	Tot-FG		3-Pt		FTA	Rebounds			PF	TP	A	TO	BLK	S	MIN	
		FG	FGA	FG	FGA		OF	DE	Tot								
2	Drew Timme *	9	19	0	1	7	8	3	4	7	2	25	3	5	0	0	37:13
34	Chet Holmgren *	5	9	1	3	0	2	3	11	14	5	11	1	1	2	0	23:24
0	Julian Strawther *	3	9	1	5	5	6	1	2	3	1	12	0	0	0	0	33:10
3	Andrew Nembhard *	2	11	1	3	2	2	0	7	7	1	7	3	5	0	3	40:00
45	Rasir Bolton *	3	10	2	7	0	0	0	2	2	4	8	1	1	0	0	29:06
22	Anton Watson	0	2	0	0	1	2	1	7	8	1	1	0	1	0	1	17:05
10	Hunter Sallis	1	1	0	0	0	0	0	0	0	0	2	0	0	0	1	7:00
TEAM																	
Totals		31	64	14	29	16	19	10	22	32	26	92	19	15	4	4	200
FG		1st Half: 12-34 .353		2nd Half: 12-30 .400		Game: .375		DEADBALL									
3-Pt. FG		1st Half: 3-13 .231		2nd Half: 2-8 .250		Game: .238		REBOUNDS									
F Throw		1st Half: 2-3 .667		2nd Half: 13-17 .765		Game: .750		2, 1									

Score by Periods	1st	2nd	Total
Arkansas	32	42	74
Gonzaga	29	39	68

ARKANSAS TAKES DOWN A #1 3x in Two Years

2022: Arkansas defeated #1 Auburn in February and #1 Gonzaga in the Sweet 16

- Arkansas became the first team to ever beat an AP #1 team in the regular season (vs Auburn on Feb 8) and defeat the AP #1 (overall #1 NCAA Tournament seed Gonzaga) in the NCAA Tournament (ESPN Stats).
- Also, no men's college basketball team had beaten two different No. 1 teams from the AP poll in the same season since 1992-93 when Georgia Tech beat Duke and North Carolina in the same season, until the Razorbacks added No. 1 Gonzaga to the win column alongside a victory over No. 1 Auburn from the regular season.
- With the two wins over AP #1 in 2021-22, Arkansas improved to 3-11 versus AP #1 in program history. The Hogs other victory was versus #1 North Carolina in Pine Bluff in 1984.

AUBURN GAME:

- Bud Walton Arena had never hosted the #1 team in the nation. NOTE: Barnhill Arena hosted two #1 teams, including
 - #1 Houston beat #5 Arkansas, 74-66, on Mar. 3, 1983
 - #1 UNLV beat #2 Arkansas, 112-105, on Feb. 10, 1991
- The crowd of 20,327 was a Bud Walton Arena record.

GONZAGA GAME:

- Arkansas got its first win over AP #1 in the NCAA Tournament. Previous losses came to North Carolina (2008 2nd Rd), UMass (1996 Sweet 16), UCLA (1995 NCAA Championship Game), Indiana State (1979 Elite 8) and Kentucky (1978 Final Four).
- Arkansas became the 16th #4 seed to defeat a #1 seed in the Sweet 16 and the first since Michigan State beat Virginia in 2014 (NCAA).



2023: Arkansas defeated #1 seed Kansas to Advance to Sweet 16

KANSAS GAME:

- For the second straight year, Arkansas beat a #1 seed in the NCAA Tournament. It was also just the Razorbacks' second win over a #1 seed (with Gonzaga the previous year).
- The last program to beat #1 seeds in back to back years was Butler in 2010 and '11.
- Arkansas is the fourth team EVER to defeat the #1 seed in their region in back-to-back NCAA Tournaments, joining Duke (1988-90); UCLA (2006-07) and Butler (2010-11).
- Davonte Davis poured in 25 points, including 21 in the second half, to help erase a 12-point deficit in the second half. While Davis fouled out late, Council sealed the victory by scoring 11 of the Hogs' final 15 points, including the final five from the line.
- Arkansas was down eight at halftime. Entering the game, the Kansas Jayhawks were 47-0 all time in the NCAA Tournament when leading by at least eight points at halftime. Kansas was also 26-0 this season when leading at the half.




ARKANSAS RAZORBACKS

RAZORBACK HISTORY

ALL-AMERICANS



JOHN ADAMS
1941 - Helms - 1st
CON - 2nd



TOMMY BOYER
1963 - UPI, CON - HM



RON BREWER
1977 - Helms
1978 - CON, USBWA, WA, Helms - 1st
AP - 2nd
BW - 3rd



RONNIE BREWER
2006 - BT - 3rd
AP, Cl.com - HM




JERRY CARLTON
1961 - CON - HM
1962 - CON - HM



TODD DAY
1990 - BT - 3rd
1991 - WA - 1st
AP - 2nd
BT, NABC, BW - 3rd
1992 - WA - 1st
NABC, TSN, BW - 2nd
AP & UPI - 3rd




MARVIN DELPH
1977 - AP, TSN - HM
1978 - CON - 2nd



BILL FLYNT
1946 - Helms - 2nd




DANIEL GAFFORD
2019 - AP - HM



FRED GRIM
1958 - AP - HM



SCOTT HASTINGS
1981 - Helms - 1st
1982 - Helms - 1st



JOE JOHNSON
2001 - AP - HM



MASON JONES
2020 - AP - HM




GEORGE KOK
1946 - SN - 2nd
1948 - AP - 3rd



GENE LAMBERT
1929 - Helms - 1st



LEE MAYBERRY
1992 - AP, BT, NABC 3rd



SIDNEY MONCRIEF
1977 - AP, TSN - HM
1978 - WA - 1st
UPI 2nd
AP, NABC - 3rd
1979 - AP, CON, NABC, USBWA,
WA, Helms - 1st
TSN, UPI - 2nd




MOSES MOODY
2021 - NCAA - 2nd
AP - HM



JD NOTAE
2022 - AP, TSN, NCAA, 68 - 3rd
USBWA, CH - HM



TOM PICKELL
1929 - CHM



IKE POOLE
1936 - Helms - 1st
CON - 2nd

ARKANSAS RAZORBACKS

RAZORBACK HISTORY

ALL-AMERICANS



BOBBY PORTIS
2015 - AP, USBWA - 2nd
TSN - 3rd




CLYDE RHODEN
1960 - CON - HM




JACK ROBBINS
1938 - NEA - 3rd



ALVIN ROBERTSON
1984 - UPI - 2nd
AP - 3rd




GLEN ROSE
1928 - Helms - 1st
**1978 NABC
GOLDEN ANNIVERSARY
AWARD**



WEAR SCHOONOVER
1930 - CHM - 2nd




JAMES "DOC" SEXTON
1932 - CHM - 3rd
1931 - CHM - 3rd



MARTIN TERRY
1973 - Helms Foundation




SCOTTY THURMAN
1994 - AP - HM
1995 - BT - 3rd
AP - HM



DARRELL WALKER
1983 - Helms - 1st
AP, CON, UPI - 2nd



CORLISS WILLIAMSON
1994 - WA 1st
AP, NABC, UPI,
USBWA, BW - 2nd
BT 3rd
1995 - TSN, WA, BW - 1st
AP, NABC, UPI,
USBWA - 2nd



CLAYTON WYNNE
1943 - Pic - 3rd

FRESHMEN ALL-AMERICANS



PATRICK BEVERLEY
2007 CI.com - 1st
BT - 2nd
Rivals, CH.net - 3rd



ANTHONY BLACK
2023 KM



RONNIE BREWER
2004 Rivals.com - 2nd
CBN - 3rd



COURTNEY FORTSON
2009 CH.net - 3rd



JOE JOHNSON
2000 BT - 2nd



MOSES MOODY
2021 BT, CI - 1st


LEGEND

AP - Associated Press
BT - *Basketball Times*
CON - Converse Yearbook
CH.net - CollegeHoops.net
CI.com - CollegeInsider.com/Kyle Macy
NABC - National Association of Basketball Coaches
Pic - Pic Magazine
UPI - United Press International
WA - Wooden Award
CH - College Hoops Today


NCAA - Andy Katz/NCAA.org
BW - *Basketball Weekly*
CBN - College Basketball News
CHM - College Humor Magazine
KM - Kye Macy/College Insider Awards
NEA - Newspaper Enterprises Association
TSN - The Sporting News
USBWA - United States Basketball Writers Association
68 - Fieldof68.com
Helms - Helms Foundation



MARSHAWN POWELL
2010 Rivals - 3rd



SCOTTY THURMAN
1993 TSN - 1st



CORLISS WILLIAMSON
1993 TSN - 1st

Note: **AP** (1948-Present) and **UPI** (1949-96) selected only a first team until 1951;
Helms Foundation (1905-83) selected only a first team;
NABC selected only a first team until 1948;
USBWA (United States Basketball Writers Association) selected a 10-player first team from 1957-83, five-player first and second teams from 1984-97 and added a third team in 1998

ALL-SEC

		Coach	AP
2023	Ricky Council IV	2nd	2nd
	Anthony Black	2nd	-
2022	JD Notae	1st	1st
	Jaylin Williams	1st	2nd
2021	Moses Moody	1st	1st
2020	Mason Jones	1st	1st
2019	Daniel Gafford	1st	1st
2018	Jaylen Barford	1st	2nd
	Daryl Macon	2nd	1st
2017	Moses Kingsley	2nd	2nd
2016	Moses Kingsley	2nd	2nd
2015	Bobby Portis	1st	1st
	Michael Qualls	2nd	2nd
2014	Bobby Portis	2nd	-
2013	BJ Young	2nd	HM
	Marshawn Powell	2nd	HM
2012	BJ Young	2nd	HM
2011	Rotnei Clarke	2nd	HM
2010	Courtney Fortson	2nd	HM
2009	Mike Washington	2nd	2nd
2008	Sonny Weems	1st	2nd
2007	Patrick Beverley	2nd	-
2006	Ronnie Brewer	1st	1st
	Jonathon Modica	2nd	HM
2005	Ronnie Brewer	1st	2nd
2004	Jonathon Modica	2nd	-
2002	Jannero Pargo	3rd	3rd
2001	Joe Johnson	2nd	3rd
	Jannero Pargo	3rd	3rd
2000	Joe Johnson	3rd	2nd
1999	Derek Hood	2nd	2nd
1998	Nick Davis	2nd	1st
	Pat Bradley	2nd	2nd
1997	Pat Bradley	3rd	3rd
	Derek Hood	3rd	3rd
1995	Scotty Thurman	1st	1st
	Corliss Williamson	1st	1st
	Corey Beck	-	3rd
	Clint McDaniel	-	3rd
1994	Scotty Thurman	1st	1st
	Corliss Williamson	1st	1st
1993	Scotty Thurman	1st	2nd
	Darrell Hawkins	2nd	3rd
	Corliss Williamson	2nd	-
1992	Todd Day	1st *	1st
	Lee Mayberry	1st *	1st
	Oliver Miller	-	3rd

* One, 11-man team for 1992 season.

SEC ALL-FRESHMAN SELECTIONS

2023	Anthony Black
2021	Moses Moody
2019	Isaiah Joe
2018	Daniel Gafford
2015	Anton Beard
2014	Bobby Portis
2012	BJ Young
2010	Marshawn Powell
2009	Courtney Fortson
2007	Patrick Beverley
2005	Darian Townes
2004	Ronnie Brewer
	Olu Famutimi
2003	Jonathon Modica
2000	Joe Johnson
1997	Glendon Alexander
1996	Kareem Reid
1994	Darnell Robinson
1993	Scotty Thurman
	Corliss Williamson



SCOTTY THURMAN is the only player in program history to earn first team All-SEC honors three times.

SEC PLAYER OF THE YEAR (Coaches)

2015	Bobby Portis
1995	Corliss Williamson
1994	Corliss Williamson

SEC PLAYER OF THE YEAR (AP)

2020	Mason Jones (co)
2015	Bobby Portis
1995	Corliss Williamson
1994	Corliss Williamson

SEC NEWCOMER PLAYER OF THE YEAR (AP)

2021	Moses Moody
2007	Patrick Beverley
2000	Joe Johnson

SEC FRESHMAN OF THE YEAR (Coaches)

2021	Moses Moddy
2007	Patrick Beverley

SEC DEFENSIVE PLAYER OF THE YEAR

2007	Steven Hill
------	-------------



MOSES KINGSLEY is the only Razorback to be named All-SEC and SEC All-Defensive team twice.

SEC ALL-DEFENSIVE TEAM

(Selected in '91 and '92; and started again in '08)

2023	Davonte Davis
2022	Jaylin Williams
2019	Daniel Gafford
2017	Moses Kingsley
2016	Moses Kingsley
2011	Delvon Johnson
2008	Steven Hill
1992	Lee Mayberry

SEC SIXTH MAN OF THE YEAR

2021	JD Notae
2006	Eric Ferguson

SEC PRESEASON PLAYER OF THE YEAR

2016	Moses Kingsley
2005	Ronnie Brewer
2001	Joe Johnson

SEC PLAYERS OF THE WEEK

2022-23	Ricky Council IV	Dec. 5
2021-22	Jaylin Williams	Jan. 24
	Jaylin Williams	Feb. 21
	Jd Notae ^	Feb. 28
2019-20	Mason Jones #	Nov. 11
	Mason Jones #	Dec. 16
	Isaiah Joe	Dec. 30
	Mason Jones #	Feb. 3
	Mason Jones #	Mar. 2
2018-19	Daniel Gafford	Nov. 19
	Isaiah Joe *	Dec. 3
	Daniel Gafford	Mar. 11
2014718	Daryl Macon	Dec. 18
	Daryl Macon	Jan. 1
	Daryl Macon	Jan. 29
2016-17	Daryl Macon	Feb. 20
2015-16	Anthlon Bell	Jan. 11
	Moses Kingsley	Feb. 1
2014-15	Michael Qualls	Dec. 1
	Bobby Portis	Jan. 12
	Bobby Portis	Feb. 16
2012-13	BJ Young	Dec. 31
	Marshawn Powell	Feb. 18
2010-11	Rotnei Clarke	Jan. 31
	Rotnei Clarke	Feb. 28
2009-10	Rotnei Clarke	Nov. 16
	Courtney Fortson	Feb. 8
2008-09	Michael Washington	Nov. 17
	Courtney Fortson *	Dec. 15
	Michael Washington	Jan. 5
2007-08	Sonny Weems	Feb. 4
2006-07	Gary Ervin	Jan. 8
	Gary Ervin	Mar. 5
2005-06	Jonathon Modica	Feb. 6
2004-05	Jonathon Modica	Feb. 14
2001-02	Jannero Pargo	Dec. 23
	Jannero Pargo	Jan. 28
2000-01	Jannero Pargo	Jan. 22
1997-98	Kareem Reid	Dec. 15
1994-95	Corliss Williamson	Feb. 13
	Scotty Thurman	Feb. 20
1993-94	Scotty Thurman	Feb. 7
	Scotty Thurman	Feb. 21
	Corliss Williamson	Feb. 28
1991-92	Todd Day	Jan. 13
	Todd Day	Mar. 2

* - won Player of the Week as a Freshman

- 1 of 3 SEC to be 4-time honoree in a season

^ - Also named National Player of the Week



BOBBY PORTIS became the first player in program history with 1,000 points and 500 rebounds as a sophomore. He was consensus SEC Playeyr of the Year and USBWA District Player of the Year in 2015.

SEC FRESHMAN POW (Beginning in 2007)

2022-23	Anthony Black ^ 11/22	Nov. 28
	Nick Smith Jr. ^	Dec. 12
	Nick Smith Jr.	Feb. 27
2020-21	Moses Moody	Dec. 7
	Moses Moody	Mar. 1
	Moses Moody	Mar. 8
2017-18	Daniel Gafford	Dec. 11
	Daniel Gafford	Jan. 22
	Daniel Gafford	Feb. 19
2014-15	Anton Beard	Feb. 23
2012-13	Bobby Portis	Dec. 9
	Bobby Portis	Jan. 6
	Bobby Portis	Feb. 10
2011-12	BJ Young	Jan. 9
2009-10	Marshawn Powell	Feb. 1
2008-09	Courtney Fortson	Dec. 22
2006-07	Patrick Beverley	Nov. 13
	Patrick Beverley	Nov. 27
	Patrick Beverley	Feb. 19

^ - Also named National Freshman of the Week

SEC COMMUNITY SERVICE TEAM

2023	Derrian Ford
2022	JD Notae
2021	Moses Moody
2020	Adrio Bailey
2019	Adrio Bailey
2018	Trey Thompson
2017	Moses Kingsley
2016	Keaton Miles
2015	Moses Kingsley
2014	Kikko Haydar
2013	Kikko Haydar
2012	Michael Sanchez
2011	Marcus Britt
2010	Rotnei Clarke
2009	Michael Sanchez
2008	Darian Townes
2007	Sean McCurdy
2006	Dontell Jefferson
2005	Steven Hill
2004	Billy Pharis
2003	Blake Eddins
2002	Blake Eddins
2001	Brandon Davis
2000	Brandon Davis
1999	Pat Bradley

SEC WINTER ACADEMIC HONOR ROLL

(1st = First-Year SEC Academic Honor Roll)

2023	Cade Arbogast • Lawson Blake Davonte Davis • Barry Dunning (1st) Derrian Ford (1st)
2022	Davonte Davis • Jaylin Williams Lawson Blake (1st) • Chance Moore (1st)
2021	Abayomi Iyiola • Emeka Obukwelu Desi Sills • Connor Vanover Davonte Davis (1st) • Bryson Morehead (1st) Khalen Robinson (1st) • Jaylin Williams (1st)
2020	Ty Stevens Abayomi Iyiola (1st) • Jimmy Whitt Jr. (1st) Connor Vanover (1st)
2019	Jonathan Holmes • Gabe Osabuohien
2018	Trey Thompson
2017	Robert Glasper (1st) • Jonathan Holmes (1st) Moses Kingsley • Manuale Watkins
2016	Anthlon Bell • Moses Kingsley Trey Thompson • Manuale Watkins Lorenzo Jenkins (1st) • Dustin Thomas (1st) Jimmy Whitt Jr. (1st)
2015	Nick Babb • Dusty Hannahs, Moses Kingsley • Bobby Portis Trey Thompson • Manuale Watkins
2014	Kikko Haydar • Moses Kingsley (1st) Bobby Portis (1st) • Manuale Watkins (1st)
2013	Kikko Haydar • Charlie Henderson (1st)
2012	Kikko Haydar • Rickey Scott
2011	Kikko Haydar (1st) • Jeff Peterson (1st) Rickey Scott (1st)
2010	Stephen Cox
2009	Stephen Cox • John Paul Noland (1st) Michael Sanchez (1st)
2008	Stephen Cox-- (1st) • Steven Hill
2007	Sean McCurdy
2006	Preston Cranford • Steven Hill Sean McCurdy (1st)
2005	Preston Cranford • Steven Hill (1st)
2004	Preston Cranford (1st) • Billy Pharis (1st)
2003	Eric Ferguson (1st)
2001	Dionisio Gomez
1999	Lance Keeling
1995	Scotty Thurman
1994	John Engskov (1st) • Dwight Stewart Scotty Thurman



MASON JONES led the SEC in scoring in 2019-20 and was named consensus first team All-SEC, the AP SEC co-Player of the Year. He also earned SEC Player of the Week honors four times that season, being just 1 of 3 players to ever do so.



JAYLIN WILLIAMS was named All-SEC and selected to the SEC All-Defensive team. He led the NCAA by taking 54 charges in 2021-22 while grabbing 16 double-doubles and ranking second in the SEC in rebounding.



The honors below are from available records

PLAYER OF THE YEAR

- 1991 Todd Day (AP)
Oliver Miller (Coaches)
- 1990 Lee Mayberry (co)
- 1979 Sidney Moncrief
- 1978 Ron Brewer
- 1973 Martin Terry

DEFENSIVE PLAYER OF THE YEAR

- 1989 Keith Wilson

NEWCOMER OF THE YEAR

- 1989 Todd Day

ALL-NEWCOMER TEAM

- 1989 Todd Day, Lenzie Howell
Lee Mayberry

TOURNAMENT MVP

- 1991 Oliver Miller
- 1990 Todd Day
- 1989 Lenzie Howell
- 1985 Joe Kleine
- 1982 Alvin Robertson
- 1979 Sidney Moncrief
- 1977 Ron Brewer

ALL DECADE TEAM

- Joe Kleine (1980's)
- Alvin Robertson (1980's)

All-SWC (Only 1st Team Honors Were Awarded)


1991	Todd Day	1961	Jerry Carlton	1936	Elwin Gilliland
	Lee Mayberry		Clyde Rhoden		Jim Lee Howell
	Oliver Miller		Pat Foster		Ike Poole
1990	Todd Day	1960	Clyde Rhoden	1935	Taft Moody
	Lee Mayberry	1958	Fred Grim		Ike Poole
1989	Keith Wilson	1956	Jerald Barnett	1934	Taft Moody
1988	Ron Huery		Manuel Whitley	1933	Tom Murphy
1985	Joe Kleine	1951	D.L. Miller	1932	Tom Murphy
1984	Joe Kleine	1950	Jim Cathcart		James "Doc" Sexton
	Alvin Robertson	1949	Kenneth Kearns	1931	Milan Creighton
1983	Darrell Walker	1948	George Kok	1930	Wear Schoonover
1982	Scott Hastings	1947	Alvin Williams		Milan Creighton
1981	Scott Hastings	1946	George Kok		Roy Prewitt
1980	Scott Hastings	1945	George Kok	1929	Tom Pickell
1979	Sidney Moncrief	1944	Deno Nichols		Gene Lambert Sr.
1978	Ron Brewer		Billy Flynt		Wear Schoonover
	Marvin Delph	1943	Gordon Carpenter	1928	Glen Rose
	Sidney Moncrief		Clayton Wynne		Tom Pickell
1977	Ron Brewer	1942	R.C. Pitts		Gene Lambert Sr.
	Marvin Delph	1941	Johnny Adams		Wear Schoonover
	Sidney Moncrief		John Frieberger	1927	Glen Rose
1975	Kent Allison		Howard Hickey		Harold Steele
	Robert Birden	1940	Howard Hickey		Tom Pickell
1974	Dean Tolson	1939	Johnny Adams	1926	Rolla Adams
1973	Martin Terry	1938	Don Lockard		Elbert Pickell
1972	Martin Terry		Jack Robbins		Glen Rose
1963	Tommy Boyer	1937	Don Lockard		Curtis Parker
1962	Jerry Carlton		Jack Robbins	1925	Rolla Adams
	Tommy Boyer				



120 MARTIN TERRY, 1972 and 1973 All-SWC.



JOE KLIENE, 1984 and 1985 All-SWC.



ALVIN ROBERTSON, 1984 All-SWC.



NATIONAL ASSOCIATION OF BASKETBALL COACHES

(NABC) ALL-DISTRICT

2023	Anthony Black	2nd
2022	JD Notae	2nd
	Jaylin Williams	2nd
2021	Moses Moody	1st
2020	Mason Jones	1st
2019	Daniel Gafford	2nd
2018	Jaylen Barford	1st
	Daryl Macon	2nd
2017	Moses Kingsley	2nd
2015	Bobby Portis	1st
	Michael Qualls	2nd
2013	Marshawn Powell	2nd
2009	Michael Washington	2nd
2008	Sonny Weems	2nd
2007	Patrick Beverley	2nd
2006	Ronnie Brewer	1st
2005	Ronnie Brewer	1st
2002	Jannero Pargo	1st
2001	Joe Johnson	1st
1999	Derek Hood	2nd
	Kareem Reid	2nd
1998	Kareem Reid	2nd
1997	Kareem Reid	2nd
1995	Corliss Williamson	1st
	Scotty Thurman	2nd
1994	Scotty Thurman	1st
	Corliss Williamson	1st
1993	Scotty Thurman	2nd
1992	Todd Day	1st
	Lee Mayberry	2nd
	Oliver Miller	2nd
1991	Todd Day	1st
	Lee Mayberry	1st
	Oliver Miller	1st
1990	Todd Day	1st
	Lenzie Howell	1st
	Lee Mayberry	1st
	Oliver Miller	1st
1988	Andrew Lang	1st
1985	Charles Ballentine	1st
	Joe Kleine	1st
1984	Alvin Robertson	1st
	Joe Kleine	2nd
1983	Darrell Walker	1st
1982	Scott Hastings	1st
1981	Scott Hastings	1st
	U.S. Reed	1st
1980	U.S. Reed	1st
	Scott Hastings	2nd
1979	Sidney Moncrief	1st
1978	Ron Brewer	1st
	Marvin Delph	1st
	Sidney Moncrief	1st
1977	Ron Brewer	1st
	Marvin Delph	1st
	Sidney Moncrief	1st
1976	Marvin Delph	3rd
	Daryll Saulsberry	3rd
1975	Kent Allison	1st
	Rickey Medlock	3rd
1974	Dean Tolson	2nd
1973	Martin Terry	1st
	Dean Tolson	3rd
1972	Martin Terry	3rd
1968	James Eldridge	3rd
1967	Tommy Rowland	2nd
1966	Ricky Sugg	2nd
1965	Ricky Sugg	3rd
1964	Jim Magness	2nd
1963	Tommy Boyer	2nd
1962	Jerry Carlton	1st
	Tommy Boyer	2nd
1960	Clyde Rhoden	1st

1958	Fred Grim	1st
1957	Terry Day	
1956	Jerald Barnett	
1955	Buddy Smith	
1954	Jerald Barnett	
1953	Gene Lambert	
1950	Robert Ambler	
	James Cathcart	

UNITED STATES BASKETBALL WRITERS ASSOCIATION

(USBWA) ALL-DISTRICT VII

2023	Ricky Council IV
2022	JD Notae
	Jaylin Williams
2021	Moses Moody
2020	Isaiah Joe
	Mason Jones
2019	Daniel Gafford
	Isaiah Joe
2018	Jaylen Barford
	Daryl Macon
2017	Moses Kingsley
2016	Moses Kingsley
2015	Bobby Portis
	Michael Qualls
2014	Bobby Portis
2013	Marshawn Powell
	BJ Young
2012	BJ Young
2011	Rotnei Clarke
2010	Rotnei Clarke
2009	Michael Washington
2008	Sonny Weems
2007	Patrick Beverley
2006	Ronnie Brewer
2005	Ronnie Brewer
2004	Jonathon Modica

USBWA DISTRICT PLAYER OF THE YEAR

2022	JD Notae
2015	Bobby Portis



JD NOTAE was a third team All-America and joined Bobby Portis as the school's only USBWA District Players of the Year.



ALL-TOURNAMENT

FINAL FOUR ALL-TOURNAMENT TEAM

- 1995 Clint McDaniel
Corliss Williamson
 - 1994 Corliss Williamson - MVP
Corey Beck
Scotty Thurman
 - 1978 Ron Brewer
- Final Four All-Tournament teams started in 1952*

NCAA TOURNAMENT ALL-REGIONAL

- | | | |
|------|--------------------------|---------|
| 2022 | JD Notae | West |
| | Jaylin Williams | West |
| 2021 | Jalen Tate | South |
| 1995 | Corliss Williamson - MVP | Midwest |
| | Scotty Thurman | Midwest |
| 1994 | Clint McDaniel | Midwest |
| | Scotty Thurman | Midwest |
| | Corliss Williamson | Midwest |
| 1990 | Lenzie Howell - MVP | Midwest |
| | Lee Mayberry | Midwest |
| | Oliver Miller | Midwest |
| 1991 | Todd Day | Midwest |
| | Oliver Miller | Midwest |
| 1983 | Darrell Walker | Midwest |
| 1979 | Sidney Moncrief | Midwest |
| | Steve Schall | Midwest |
| 1978 | Ron Brewer - MVP | West |
| | Marvin Delph | West |
| | Sidney Moncrief | West |

SEC TOURNAMENT

- 2017 Daryl Macon
- 2015 Michael Qualls
- 2008 Charles Thomas
Darian Townes
- 2007 Sonny Weems
- 2001 Joe Johnson
- 2000 Brandon Dean - MVP
Joe Johnson
- 1999 Derek Hood
Kareem Reid
- 1995 Scotty Thurman
Corliss Williamson
- 1994 Corliss Williamson
- 1992 Todd Day

NABC ALL-STAR GAME PARTICIPANTS

- 2022 Stanley Umude
- 2017 Moses Kingsley
- 1993 Darrell Hawkins
- 1992 Lee Mayberry
- 1991 Ron Huery
- 1988 Andrew Lang
- 1984 Alvin Robertson
- 1983 Darrell Walker
- 1982 Scott Hastings
- 1979 Sidney Moncrief




NAISMITH MEMORIAL BASKETBALL HALL OF FAME

- 2014 Nolan Richardson
- 2019 Sidney Moncrief
- 2020 Eddie Sutton



NATIONAL COLLEGIATE BASKETBALL HALL OF FAME

- 2008 Nolan Richardson
- 2011 Eddie Sutton
- 2018 Sidney Moncrief



SEC LEGENDS

- 2023 Nick Davis
- 2020 Derek Hood
- 2019 Corey Beck
- 2018 Jonathan Modica
- 2017 Oliver Miller
- 2016 Pat Bradley
- 2015 Darrell Walker
- 2014 Clint McDaniel
- 2013 Jerry Carlton
- 2012 Nolan Richardson
- 2011 George Kok
- 2010 Jim Counce
- 2009 Scotty Thurman
- 2008 Corliss Williamson
- 2007 U.S. Reed
- 2006 Marvin Delph
- 2005 Scott Hastings
- 2004 Todd Day
- 2003 Lee Mayberry
- 2002 Ron Brewer
- 2001 Joe Kleine
- 2000 Tommy Boyer
- 1999 Sidney Moncrief

COACH OF THE YEAR

NATIONAL

- 1995 Nolan Richardson - USBWA Most Courageous Award
- 1994 Nolan Richardson - NABC, Naismith, Chevrolet/CBS, Atlanta Tipoff Club, Kodak
- 1990 Nolan Richardson - Association of Black Coaches
- 1978 Eddie Sutton - AP, UPI
- 1977 Eddie Sutton - USBWA Henry Iba Award

NABC DISTRICT 9

- 1994 Nolan Richardson
- 1991 Nolan Richardson
- 1990 Nolan Richardson
- 1978 Eddie Sutton
- 1977 Eddie Sutton

CONFERENCE

- 1998 (SEC) Nolan Richardson - Coaches & Birmingham Tipoff Club
- 1991 (SWC) Nolan Richardson
- 1990 (SWC) Nolan Richardson
- 1989 (SWC) Nolan Richardson
- 1981 (SWC) Eddie Sutton
- 1979 (SWC) Eddie Sutton
- 1977 (SWC) Eddie Sutton
- 1975 (SWC) Eddie Sutton

TEAM USA

OLYMPIANS

- 1984 Joe Kleine & Alvin Robertson

TEAM USA

- 2023 Bobby Portis, Dusty Hannahs *
 - 2009 Ronnie Brewer
 - 2008 Joe Johnson
 - 2006 Joe Johnson
- * - qualifying team



ARKANSAS RAZORBACKS

RAZORBACK HISTORY

A

Abrons, Devonta	2012	Seagoville, Texas
Adams, Elmo	1950	Beebe, Ark.
Adams, Johnny	1939, 40, 41	Beebe, Ark.
Adams, Marvin	1952, 53, 54	Caddo, Okla.
Adams, O'Neal	1940, 41, 42	Beebe, Ark.
Adams, Robert	1948, 1950	Mulberry, Ark.
Adams, Rolla	1924, 25, 26	
Adebayo, Sunday	1998	Benin City, Nigeria
Alexander, Glendon	1997	Carrollton, Texas
Allison, Kent	1975	South Bend, Ind.
Ambler, Robert	1949, 50, 51	Texarkana, Ark.
Anderson, Bobby	1961, 62	Pine Bluff, Ark.
Arbogast, Cade	2022, 23	Concord, Calif.
Ayers, James	1926	Dierks, Ark.

B

Babb, Nick	2015	Arlington, Texas
Bailey, Adrio	2017, 18, 19, 20	Clarence, La.
Bailey, Alvin	1979	West Helena, Ark.
Baker, Carl	2000, 01, 02, 03	Palestine, Ark.
Baker, Shawn	1987, 88	Tulsa, Okla.
Balentine, Charles	1982, 83, 84, 85	Newport, Ark.
Bane, Jim	1963, 64	Branson, Mo.
Barford, Jaylen	2017, 18	Jackson, Tenn.
Barnes, Alton	1970	Pine Bluff, Ark.
Barnett, Gerald	1954, 55, 56	Harrison, Ark.
Bass, Jody	1972, 73	Denton, Texas
Bates, Steve	1978	Fort Wayne, Ind.
Beall, Elstner	1933	
Beard, Anton	2015, 16, 17, 18	N. Little Rock, Ark.
Beck, Corey	1993, 94, 95	Memphis, Tenn.
Bedford, Darryl	1983, 84	Smyrna, Ga.
Bell, Anthlon	2013, 14, 15, 16	Memphis, Tenn.
Bell, Jamario	2020	Junction City, Ark.
Bennett, Chris	1976, 78	Little Rock, Ark.
Benton, James	1937, 38	Fordyce, Ark.
Beverley, Patrick	2007, 08	Chicago, Ill.
Biggers, Ray	1992, 93, 94	Houston, Texas
Biley, Ken	1991, 92, 93, 94	Pine Bluff, Ark.
Birden, Robert	1974, 75, 76	Pine Bluff, Ark.
Blackburn, Clifford	1924	Danville, Ark.
Black, Anthony	2023	Duncanville, Texas
Blackmon, Jamar	2003, 04	Little Rock, Ark.
Blake, Lawson	2022, 23	Fayetteville, Ark.
Blasingame, John	1960, 61	Monette, Ark.
Borgsmiller, John	1950	
Boss, Ora Lee	1958, 59	Green Forest, Ark.
Bowers, Arlyn	1989, 90, 91	Memphis, Tenn.
Box, Larry	1972	Leachville, Ark.
Boyer, Tommy	1961, 62, 63	Fort Smith, Ark.
Bradley, A.B.	1942, 43	Clinton, Ark.
Bradley, Pat	1996, 97, 98, 99	Everett, Mass.
Brady, Harold	1937, 38	
Brannon, Robert	1983	Columbia, S.C.
Brasfield, Travis	1932, 33, 34	
Brazile, Trevon	2023	Springfield, Mo.
Brewer, Ron	1976, 77, 78	Fort Smith, Ark.
Brewer, Ronnie	2004, 05, 06	Fayetteville, Ark.
Briggs, E.J.	1940	
Britt, Marcus	2008, 09, 10, 11	Madison, Ark.
Britt, Maurice	1939	Lonoke, Ark.

Brodie, Frank	1936, 37	
Brown, Mike	1972	White Hall, Ark.
Brown, Tony	1979, 80, 81, 82	Chicago, Ill.
Bryant, Gerald	1951	Many, La.
Bryant, Glenn	2010, 11	Detroit, Mich.
Buckner, Ray	1975, 76, 77	Pine Bluff, Ark.
Burk, Houston	1925, 26, 27	
Butler, Walter "Pete"	1955, 56	Jefferson City, Mo.
Byles, Tony	1946, 47	Robeline, La.

C

Campbell, Doug	1972, 73	Lyons, Kan.
Campbell, Johnny	1947, 48	Harrison, Ark.
Carlton, Jerry	1960, 61, 62	Sheridan, Ark.
Carpenter, Gordon	1941, 42, 43	
Carpenter, Jay	1957, 58, 59	Jefferson City, Mo.
Carpenter, Mike	1986	Knoxville, Tenn.
Carter, Alan	1943	
Cathcart, James	1948, 49, 50	
Chambers, Lendon	1939	
Chaney, Reggie	2019, 20	Tulsa, Okla.
Clark, Andre	2009	N. Little Rock, Ark.
Clark, Carter	2001	Springfield, Mo.
Clarke, Coty	2013, 14	Birmingham, Ala.
Clarke, Rotnei	2009, 10, 11	Verdigris, Okla.
Cleveland, T.J.	1999, 2000, 01, 02	Birmingham, Ala.
Clifton, Gus	1932	
Coffman, M.B. "Skippy"	1962, 63	Little Rock, Ark.
Coleman, Paul	1948, 49	
Cone, Benton	1967, 68, 69	Wilmot, Ark.
Cook, Arlando	2017, 18	St. Louis, Mo.
Cook, Orval	1964, 65, 66	Cleveland, Okla.
Copeland, Jody	1945	
Corzine, Corky	1976	Florissant, Mo.
Counce, Jim	1975, 76, 77, 78	Memphis, Tenn.
Cox, Stephen	2008, 09, 10	Jonesboro, Ark.
Craft, Rege	1979	Garden City, Kan.
Crane, Jay	1984, 85, 86	Ft. Worth, Texas
Cranford, Preston	2004, 06, 07	Heber Springs, Ark.
Crawford, Roger	1993, 94	Birmingham, Ala.
Credit, Mario	1987, 88, 89, 90	Kansas City, Kan.
Creighton, Milan	1929, 30, 31	Gothenberg, Neb.
Crockett, James	1978, 79	West Helena, Ark.
Council IV, Ricky	2023	Durham, N.C.
Cutts, Willie	1983	Fort Worth, Texas
Cylla, Jeantal	2020	Lake Worth, Fla.

D

Davis, Brandon	1998, 99, 2000, 01	Camden, Ark.
Davis, Davonte	2021, 22, 23	Jacksonville, Ark.
Davis, Kendrick	2003, 04	Houston, Texas
Davis, Nick	1996, 97, 98	Columbia, S.C.
Davis, Shawn	1989, 90, 91, 92	Maud, Texas
Day, Terry	1955, 56, 57	Magnolia, Ark.
Day, Todd	1989, 90, 91, 92	Memphis, Tenn.
Dean, Brandon	1999, 2000, 01, 02	Monroe, La.
DeBose, Keenan	1983, 84	Killeen, Texas
Delph, Marvin	1975, 76, 77, 78	Conway, Ark.
Dickson, Joe	1955, 56, 57	Little Rock, Ark.
Dillard, Alex	1994, 95	Bessemer, Ala.
Donaldson, John	1938	
Dunn, Wayne	1956, 57, 58	Hampton, Ark.

LETTERWINNERS

Dunning Jr., Barry	2023	Mobile, Ala.
Durham, Jabril	2015, 16	
Dykes, Jimmy	1982, 83, 84	Fayetteville, Ark.

E

Eddins, Blake	2000, 01, 02, 03	Montgomery, Ala.
Eidson, Harold	1929	Centerville, Ark.
Eldridge, James	1968, 69, 70	Green Forest, Ark.
Elkins, Orval	1952, 53, 54	Minden, La.
Embery-Simpson, Keyshawn	2019	Midwest City, Okla.
Engskov, John	1994, 95, 96	Berryville, Ark.
Ervin, Gary	2007, 08	Brooklyn, N.Y.

F

Famutimi, Olu	2004, 05	Flint, Mich.
Farmer, Jemal	2010, 11	Chicago, Ill.
Ferguson, Eric	2003, 04, 05, 06	Long Island, N.Y.
Fletcher, Clyde	1991, 92	Memphis, Tenn.
Flynt, Bill	1944, 45, 46	Lonoke, Ark.
Ford, Derrian	2023	Magnolia, Ark.
Fortson, Courtney	2009, 10	Montgomery, Ala.
Foster, Pat	1959, 60, 61	Emerson, Ark.
Freeman, Allie	1985, 86, 87, 88	Little Rock, Ark.
Freeman, Wally	1966, 67	Sheridan, Ark.
Frieberger, John	1939, 40, 41	Point, Texas
Friess, Brad	1979, 80, 81, 82	Austin, Texas
Fulton, John	1935	Malvern, Ark.

G

Gafford, Daniel	2018, 2019	El Dorado, Ark.
Gammill, Gerald	1939, 40	
Garner, Ronnie	1959, 60, 61	Hot Springs, Ark.
Gehring, Ken	1977	Akron, Ohio
Gibson, Ray	1931, 32, 33	Prairie Grove, Ark.
Gilbert, Jason	1999	Mountain View, Ark.
Gilliland, Elwin	1935, 36, 37	Beebe, Ark.
Gipson, Teddy	1999, 2000, 01, 02	Farmerville, La.
Gomez, Dionisio	2000, 01, 02, 03	Fayetteville, Ark.
Graham, Jalen	2023	Phoenix, Ariz.
Green, Steve	1997	Monticello, Ark.
Grim, Fred	1956, 57, 58	Green Forest, Ark.
Grindle, LaVerne	1959, 60	Overton, Texas
Grisham, Larry	1957, 58	Jonesboro, Ark.
Grisham, Larry	1969	White Hall, Ark.
Guess, Charles	1965, 66	
Gulley III, Fred	2013, 14	Fayetteville, Ark.

H

Hagood, Leslie	1938	
Haizlip, Ralph	1927, 28	Hot Springs, Ark.
Hale, Arthur	1927, 28, 29	Fayetteville, Ark.
Hale, Harrison, Jr.	1930	Fayetteville, Ark.
Hall, Antwon	1996	Chicago, Ill.
Hall, Darius	2018	Little Rock, Ark.
Hamilton, Ray	1936, 37, 38	Lonoke, Ark.
Hankins, Justin	1999	Elkins, Ark.
Hankins, Zane	1958, 59	Newport, Ark.
Hannahs, Dusty	2016, 17	Little Rock, Ark.
Harris, Alandise	2014, 15	Little Rock, Ark.
Harris, Jalen	2019, 20	Wilson, N.C.
Hastings, Scott	1979, 80, 81, 82	Independence, Kan.
Hawkins, Darrell	1989, 90, 92, 93	Prairie View, Texas

ARKANSAS RAZORBACKS

RAZORBACK HISTORY

Haydar, Kikko	2011, 12, 13, 14	Fayetteville, Ark.
Hays, Dennie	1936	
Hazen, Brachen	2017	Columbia City, Ind.
Heider, Joel	1971, 72	Kansas City, Kan.
Henderson, Charlie	2013	Columbia, Mo.
Henderson, Ethan	2019, 20, 21	Little Rock, Ark.
Henderson, Jethro	1930	Hot Springs, Ark.
Henry, Jason	2009	West Memphis, Ark.
Hess, Jack	1950, 51	Verden, Okla.
Hester, Bill (Toar)	1951	Hall Summitt, La.
Hickey, Howard	1939, 40, 41	Clarksville, Ark.
Hill, Steven	2005, 06, 07, 08	Branson, Mo.
Hilliard, Keith	1980	Memphis, Tenn.
Hogue, Larry	1962, 63, 64	North Little Rock, Ark.
Holmes, Jonathan	2017, 18, 19	Columbia, Ill.
Holt, Ken	1929, 30, 31	
Honea, Robert	1942	
Honea, Elmer	1935	Fayetteville, Ark.
Hood, Derek	1996, 97, 98, 99	Kansas City, Mo.
Horrell, Scott	1980	Marmaduke, Ark.
Horsell, J.L.	1934, 35, 36	
Horst, Howard	1928	
Horton, Clifford	1947, 48	Marshall, Ark.
Howell, Jim Lee	1934, 35, 36	Lonoke, Ark.
Howell, Lenzie	1989, 90	Dallas, Texas
Hudspeth, Gerald	1949, 50	St. Joe, Ark.
Huery, Ron	1987, 88, 90, 91	Memphis, Tenn.
Hunter, Vincent	2004, 06, 07, 08	Little Rock, Ark.
Hurd, Anthony	1987	Kansas City, Mo.
Hutchison, Kenny	1985, 86, 87	New York, N.Y.

I

Irvin, Byron	1985, 86	Chicago, Ill.
Iyiola, Abayomi	2021	Atlanta, Ga.

J

Jackson, Vance	2021	Pasadena, Calif.
Jay, Jim	1963, 64	Lincoln, Ark.
Jefferies, Chris	1999	Fresno, Calif.
Jefferson, Dontell	2005, 06	Lithonia, Ga.
Jelks, J.L.	1931, 32, 33	Jonesboro, Ark.
Jenkins, Lorenzo	2016	Naples, Fla.
Jennings, Jason	1998, 99	Bald Knob, Ark.
Joe, Isaiah	2019, 20	Fort Smith, Ark.
Johnson, Delvon	2010, 11	Chicago, Ill.
Johnson, Joe	2000, 01	Little Rock, Ark.
Johnson, Kamani	2022, 23	Brooklyn, N.Y.
Joliff, Charles	1944, 45, 46	Manila, Ark.
Jones, Ben	1943, 44	Watlenson, Ark.
Jones, C.J.	2017, 18	Birmingham, Ala.
Jones, Loyd	1960	Lincoln, Ark.
Jones, Mason	2019, 20	Desoto, Texas
Jones, Matt	2002, 04	Fort Smith, Ark.
Jones, Michael	2002, 03, 04, 05	Little Rock, Ark.
Jordan, Berry	2002	Jacksonville, Fla.

K

Kays, Paul	1928	Fayetteville, Ark.
Kearns, Kenneth	1945, 46, 48	
Kearns, Walter	1951, 52, 53	Denton, Texas
Keeling, Lance	1997, 99	St. Joe, Ark.
Keeter, Danny	1969, 70	Mountain Home, Ark.

Kelly, Carey	1980, 81, 82, 83	Canton, Miss.
Kendall, Bruce	1931, 32, 33	Berryville, Ark.
Kimbrell, Jacky	1967, 68, 69	Turrell, Ark.
King, Cyrus	1924, 25	Stuttgart, Ark.
Kingsley, Moses	2014, 15, 16, 17	Abuja, Nigeria
Kissee, Jim	1964, 65	Marshfield, Mo.
Kitchen, Robert	1983, 84	Muskegon Heights, Mich.
Kleine, Joe	1983, 84, 85	Slater, Mo.
Kok, George	1945, 46, 47, 48	Grand Rapids, Mich.
Kouassi, Willy	2016	Abidjan, Ivory Coast
Kretschmar, Joe	1956	Jefferson City, Mo.

L

Lambert, Eugene, Jr.	1951, 52, 53	Fayetteville, Ark.
Lambert, Eugene, Sr.	1928, 29	Augusta, Ark.
Lane, Alonzo	2000, 01, 02, 03	Canton, Miss.
Lang, Andrew	1985, 86, 87, 88	Pine Bluff, Ark.
Lee, Almer	1970, 71	Fort Smith, Ark.
Lewis, Tryon	1952	Fayetteville, Ark.
Linn, Warren	1990, 92, 93	Tulsa, Okla.
Lively, Charles	1943	Des Arc, Ark.
Lockard, Don	1936, 37, 38	
Logue, Donald	1950	Fayetteville, Ark.
Lucas, Mike	1985	Dallas, Texas
Lucke, Joel	1951, 52, 53	Pine Bluff, Ark.
Lunday, Kenneth	1935, 36	Miami, Okla.
Lykes, Chris	2022	Mitchellville, Md.

M

Macon, Daryl	2017, 18	Little Rock, Ark.
Madden, Rashad	2012, 13, 14, 15	Lepanto, Ark.
Magness, Jim	1963, 64	Hot Springs, Ark.
Mann, Marvin	1961	Hickory, Va.
Marks, Larry	1988, 89, 90	Columbia, Tenn.
Martin, Elmer	1992, 93, 94, 95	Memphis, Tenn.
Martin, Neal	1938, 39	Texarkana, Ark.
Martin, Robert	1936, 37	
Mayberry, Lee	1989, 90, 91, 92	Tulsa, Okla.
McAlister, Leslie (Mack)	1968, 70	Jonesboro, Ark.
McClary, Cam	1977	Marshfield, Wis.
McCurdy, Sean	2006, 07	Westport, Conn.
McConnell, J.D.	1964, 65, 66	Fayetteville, Mo.
McDaniel, Clint	1992, 93, 94, 95	Tulsa, Okla.
McDonald, Leo	1954, 55	Many, La.
McGaha, Melvin	1944, 45, 46, 47	Oak Grove, La.
McGowan, Cyrus	2006, 07	Meridian, Miss.
McGuire, J.C.	1924	
McKellar, Philip	1987	North Little Rock, Ark.
McKenzie, Robert	1968, 69, 70	White Hall, Ark.
Medlock, Rickey	1973, 74, 75	Cave City, Ark.
Merritt, Reggie	1993, 94, 95, 96	Little Rock, Ark.
Mickelson, Hunter	2012, 13	Jonesboro, Ark.
Miles, Keaton	2015, 16	Dallas, Texas
Miller, Oliver	1989, 90, 91, 92	Ft. Worth, Texas
Miller, D. L.	1950, 51	Van Buren, Ark.
Mills, William	1985, 86	Perkins, Ga.
Mitchell, A.E.	1930	
Mitchell, Brandon	2012	Amite, La.
Mitchell, Makhel	2023	Washington, D.C.
Mitchell, Makhi	2023	Washington, D.C.
Modica, Jonathon	2003, 04, 05, 06	Smackover, Ark.
Moncrief, Sidney	1976, 77, 78, 79	Little Rock, Ark.

LETTERWINNERS

Monk, Marcus	2005	Lepanto, Ark.
Moody, Moses	2021	Little Rock, Ark.
Moody, Taft	1933, 34	
Mooney, Fred	1970, 71	Jonesboro, Ark.
Moore, Brandon	2009	New Orleans, La.
Moore, Chance	2022	Brookhaven, Ga.
Moore, Stephan	1985, 86, 87, 88	Cushing, Okla.
Morehead, Bryson	2021	Katy, Texas
Morris, Isaiah	1991, 92	Richmond, Va.
Morrison, Alan	1960, 61	Texarkana, Ark.
Mosiman, Jake	2016	Lawrence, Kan.
Mukubu, Wen	2003, 04	Miami, Fla.
Munsey, Sammy	2006	Little Rock, Ark.
Murphy, Tom	1931, 32, 33	Batesville, Ark.
Murphy, Vernon	1971, 72	Texarkana, Texas
Murry, Ernie	1990, 91	Wabbeska, Ark.

N

Nash, Eugene	1979, 80, 81, 82	Tyrnza, Ark.
Newby, Jack	1934	Little Rock, Ark.
Nichols, Deno	1944	
Nobles, Julysses	2010, 11, 12	Jackson, Miss.
Noland, John Paul	2009	Southlake, Texas
Norton, Ricky	1981, 82, 83, 84	Okolona, Ark.
Notae, JD	2021, 22	Covington, Ga.
Nutt, Houston	1977	Little Rock, Ark.

O

Obukwelu, Emeka	2020, 21	Plano, Texas
Oliver, Tom	1930	Jacksonville, Ark.
Oshabuohien, Gabe	2018, 19	Toronto, Canada

P

Pargo, Jannero	2001, 02	Chicago, Ill.
Parker, Curtis	1924, 26	Winthrop, Ark.
Pauley, Dan	1974	Kansas City, Mo.
Peterson, Jeff	2011	Springfield, Mo.
Peterson, Keith	1979, 80, 81, 82	Little Rock, Ark.
Pharis, Billy	2004	Van Buren, Ark.
Pickell, Elbert	1924, 25, 26	
Pickell, Tom	1927, 28, 29	
Pickren, Jim	1929, 30, 31	Salem, Ark.
Pilgrim, Lawson	1977	Conway, Ark.
Pinion, Joseph	2023	Morrilton, Ark.
Pitts, R.C.	1940, 41, 42	Oxford, Miss.
Plummer, JT	2018	San Antonio, Texas
Poerschke, Eric	1984, 85, 86, 87	Houston, Texas
Poole, H.L.Ike	1934, 35, 36	McGehee, Ark.
Portis, Bobby	2014, 15	Little Rock, Ark.
Powell, Marshawn	2010, 11, 13	Newport News, Va.
Prewitt, Roy	1928, 29, 30	Grady, Ark.
Price, Norman	1949, 50, 51	Mansfield, Ark.
Price, Steve	1973, 74, 75	Delray Beach, Fla.

Q

Qualls, Michael	2013, 14, 15	Shreveport, La.
-----------------	--------------	-----------------

R

Rankin, Tommy	1958, 59, 60	Jonesboro, Ark.
Rankin, Roxie	1944, 47	Fayetteville, Ark.
Ratliff, Mike	1984, 85, 86, 87	Brooklyn, N.Y.



ARKANSAS RAZORBACKS

RAZORBACK HISTORY

Ray, Herman	1935	Little Rock, Ark.
Reed, U.S.	1978, 79, 80, 81	Pine Bluff, Ark.
Rehl, Kevin	1985, 86	Verma-Alma, Okla.
Reid, Kareem	1996, 97, 98, 99	Bronx, N.Y.
Renfro, Elza	1924	Fayetteville, Ark.
Rhoden, Clyde	1959, 60, 61	Hot Springs, Ark.
Richie, Ocie	1945	
Rimac, Davor	1992, 93, 94, 95	Zagreb, Croatia
Rittman, Richard	1957, 58	Stuttgart, Ark.
Robbins, Jack	1936, 37, 38	Little Rock, Ark.
Robbins, Nobel	1941	
Robertson, Alvin	1982, 83, 84	Barberton, Ohio
Robinson, Darnell	1994, 95, 96	Oakland, Calif.
Robinson, Jaxson	2022	Ada, Okla.
Robinson, Khalen	2021, 22	Little Rock, Ark.
Rogers, Jerry	1961, 62	North Little Rock, Ark.
Rose, Glen	1926, 27, 28	North Little Rock, Ark.
Rose, Scott	1983, 84, 85, 86	Memphis, Tenn.
Rousseau, Steve	1964, 65, 66	Dewitt, Ark.
Rowland, Tommy	1965, 66, 67	Little Rock, Ark.
Rucker, Paul	1934, 35	Bauxite, Ark.
Ruckman, Charles	1925, 26	

S

Sagely, Floyd	1952, 53, 54	Van Buren, Ark.
Sailer, Bill	1952, 53	Branson, Mo.
Sanchez, Michael	2009, 10, 11, 12	Springdale, Ark.
Satchell, Larry	2000, 01, 02, 03	Waco, Texas
Saulsberry, Daryll	1975, 76	Albuquerque, N.M.
Schall, Steve	1976, 77, 78, 79	Raytown, Mo.
Schoonover, Wear	1928, 29, 30	Pocahontas, Ark.
Schulte, Jack	1974, 75, 76	Ellisville, Mo.
Schumchyk, Frank	1944, 45, 46	Long Island, N.Y.
Schumchyk, Mike	1944, 45, 46	Long Island, N.Y.
Scott, Darryl	1985, 86	Wynne, Ark.
Scott, David	1979	South Bend, Ind.
Scott Jr., Rickey	2011, 12, 13, 14	Irving, Texas
Scott, Tim	1987, 88	Little Rock, Ark.
Scroggins, Carroll	1953, 54, 55	Center Ridge, Ark.
Searles, John	1971	Pine Bluff, Ark.
Self, David	1966, 67, 68	El Dorado, Ark.
Self, Jewell	1959	Little Rock, Ark.
Sexton, Doc	1931, 32, 33	
Shaw, Raymond	1952, 53, 54	Lafayette, La.
Shepherd, Robert	1992, 93	Chicago, Ill.
Sills, Desi	2019, 20, 21	Jonesboro, Ark.
Simmons, Tristan	2016	El Dorado, Ark.
Sims, Keith	1944	
Skulman, Greg	1980, 81, 82	Ozark, Ark.
Smith, Buddy	1954, 55, 56	DeQueen, Ark.
Smith, Glenn	1939	
Smith, Justin	2021	Buffalo Grove, Ill.
Smith Jr., Nick	2023	Jacksonville, Ark.
Smith, Norman	1954, 55, 56	Bucyrus, Ohio
Smith, Sammie	1950, 51, 52	Little Rock, Ark.
Sneed, Brice	1959	Green Forest, Ark.
Snively, John	1982, 83	Pawhuska, Okla.
Southerland, Billy	1940	Pendleton, Texas
Spears, Roger	1972, 73, 74	Tulsa, Okla.
Spivey, Davion	2013	Ruston, La.
Steele, Harold	1925, 26, 27	
Stephens, Gary	1967, 68, 69	N. Little Rock, Ark.

Stevens, Ty	2019, 20	Republic, Mo.
Stewart, Dwight	1993, 94, 95	Memphis, Tenn.
Stolzer, Lawrence	1957, 58	Little Rock, Ark.
Stroud, Steve	1976, 77	Batesville, Ark.
Sugg, Ricky	1964, 65, 66	Berryville, Ark.
Sullinger, J.J.	2002	Columbus, Ohio
Sullivan, Rashard	2003, 04, 05	Ft. Lauderdale, Fla.
Sutton, Leroy	1980, 82, 83, 84	South Bend, Ind.

T

Talkington, John	1964, 65, 67	Midwest City, Okla.
Tanneberger, Ricky	1968, 69, 70	Little Rock, Ark.
Tate, Jalen	2021	Pickerington, Ohio
Tatum, Charles	2000, 01, 02, 04	Midland, Texas
Terry, Charles	1975, 76	Emporia, Kan.
Terry, Martin	1972, 73	Emporia, Kan.
Thomas, Charles	2005, 06, 07, 08	Jackson, Miss.
Thomas, Dustin	2017, 18	Texarkana, Texas
Thompson, Ali	1996, 97, 98	Jonesboro, Ark.
Thompson, Harry	1957, 58, 59	Mount Pleasant, Ark.
Thompson, Matt	2012	Plano, Texas
Thompson, Trey	2015, 16, 17, 18	Madison, Ark.
Thurman, Scotty	1993, 94, 95	Ruston, La.
Tolson, Dean	1972, 73, 74	Kansas City, Mo.
Toney, Au'Diese	2022	Huntsville, Ala.
Townes, Darian	2005, 06, 07, 08	Alexandria, Va.
Towns, Marlon	1996	Memphis, Tenn.
Trapp, Charles	1930	Little Rock, Ark.
Trumbo, Donald	1956	Fayetteville, Ark.
Trumbo, Trey	1976, 77	Fayetteville, Ark.
Tuck, Henry	1937	

U

Umude, Stamley	2022	San Antonio, Texas
----------------	------	--------------------

V

Vanover, Connor	2021, 22	Little Rock, Ark.
Vint, Bobby	1968, 70, 71	North Little Rock, Ark.
Vogel, Warren	1963, 64	Marion, Kan.

W

Wade, Mardracus	2011, 12, 13, 14	Memphis, Tenn.
Wade, Trey	2022	Marietta, Ga.
Wagner, DeQuavious	2013, 14	Alexandria, La.
Waithe, Marvell	2011, 12	Toronto, Canada
Walker, Chris	1997, 98, 99, 00	Pine Bluff, Ark.
Walker, Darrell	1981, 82, 83	Chicago, Ill.
Walker, J.W.	1952	Russellville, Ark.
Wallace, Roosevelt	1991, 92	Cleveland, Ohio
Wallace, Tarik	1997, 98	Richmond, Va.
Waller, P.T. "Duddy"	1951	Emerson, Ark.
Walsh, Jordan	2023	Desoto, Texas
Washington, Mike	2007, 08, 09, 10	McGehee, Ark.
Watkins, Manuale	2014, 15, 16, 17	Fayetteville, Ark.
Watts, Donnie	1969, 71	Hot Springs, Ark.
Weems, Sonny	2007, 08	West Memphis, Ark.
Welsh, Stef	2007, 08, 09, 10	Newport News, Va.
West, James	1950, 51	Van Buren, Ark.
Wheeler, Paul	1944, 45, 46	
Whitby, Cannon	1987, 88, 89, 90	Obion County, Tenn.
White, Dennis	1972, 73, 74	Independence, Mo.

LETTERWINNERS

Whitley, Manuel	1950, 53	Bismarck, Ark.
Whitney, Guy	1996, 97, 98	Bentonville, Ark.
Whitt, Jimmy	2016, 20	Columbia, Mo.
Williams, Alvin	1946, 47, 48	
Williams, Jacorey	2013, 14, 15	Birmingham, Ala.
Williams, Jaylin	2021, 22	Fort Smith, Ark.
Williams, Landis	1995, 96, 97, 98	Tulsa, Okla.
Williams, Robert	1949, 50, 51	Billings, Mo.
Williamson, Corliss	1993, 94, 95	Russellville, Ark.
Wilson, Jessie	1942, 43	
Wilson, Jim	1962, 63	Cherry Valley, Ark.
Wilson, Lee	1994, 95, 96, 97	Waco, Texas
Wilson, Keith	1987, 88, 89	Fort Smith, Ark.
Windle, James	1959	Miami, Okla.
Wofford, Larry	1961, 62, 63	Fort Smith, Ark.
Wynne, Clayton	1941, 42, 43	Hulbert, Ark.

Y

Young, BJ	2012, 13	St. Louis, Mo.
Young, Mike	1978, 79, 80, 81	Wolflake, Ind.
Young, Ott	1942	

Z

Zahn, Alan	1977, 78, 79, 80	Albuquerque, N.M.
------------	------------------	-------------------

ARKANSAS RAZORBACKS

RAZORBACK HISTORY

1977

Associated Press

- Michigan
- UCLA
- Kentucky
- UNLV
- North Carolina
- Syracuse
- Marquette
- San Francisco
- Wake Forest
- Notre Dame
- Alabama
- Detroit
- Minnesota
- Utah
- Tennessee
- Kansas St.
- UNC-Charlotte
- ARKANSAS**
- Louisville
- Virginia Military

United Press International

- Michigan
- San Francisco
- North Carolina
- UCLA
- Kentucky
- UNLV
- ARKANSAS**
- Tennessee
- Syracuse
- Utah
- Kansas St.
- Cincinnati
- Louisville
- Marquette
- Providence
- Indiana St.
- Minnesota
- Alabama
- Detroit
- Purdue

1978

Associated Press

- Kentucky
- UCLA
- DePaul
- Michigan St.
- ARKANSAS**
- Notre Dame
- Duke
- Marquette
- Louisville
- Kansas
- San Francisco
- New Mexico
- Indiana
- Utah
- Florida St.
- North Carolina
- Texas
- Detroit
- Miami (Ohio)
- Pennsylvania

UPI

- Kentucky
- UCLA
- Marquette
- New Mexico
- Michigan St.
- ARKANSAS**
- DePaul
- Kansas
- Duke
- North Carolina
- Notre Dame
- Florida St.
- San Francisco
- Louisville
- Indiana
- Houston
- Utah St.
- Utah
- Texas
- Georgetown

1979

Associated Press

- Indiana St.
- UCLA
- Michigan St.
- Notre Dame
- ARKANSAS**
- DePaul
- LSU
- Syracuse
- North Carolina
- Marquette
- Duke
- San Francisco
- Louisville
- Pennsylvania
- Purdue
- Oklahoma
- St. John's (N.Y.)
- Rutgers
- Toledo
- Iowa

UPI

- Indiana St.
- UCLA
- North Carolina
- Michigan St.
- Notre Dame
- ARKANSAS**
- Duke
- DePaul
- LSU
- Syracuse
- Iowa
- Georgetown
- Marquette
- Texas
- Temple
- San Francisco
- Tennessee
- Louisville
- Detroit

1981

Associated Press

- DePaul
- Oregon St.
- Arizona St.
- LSU
- Virginia
- North Carolina
- Notre Dame
- Kentucky
- Indiana
- UCLA
- Wake Forest
- Louisville
- Iowa
- Utah
- Tennessee
- Brigham Young
- Wyoming
- Maryland
- Illinois
- ARKANSAS**

1982

Associated Press

- North Carolina
- DePaul
- Virginia
- Oregon St.
- Missouri
- Georgetown
- Minnesota
- Idaho
- Memphis St.
- Tulsa
- Fresno St.
- ARKANSAS**
- Alabama
- West Virginia
- UNLV
- Kentucky
- Iowa
- Ala.-Birmingham
- Wake Forest
- UCLA
- Louisville

UPI

- North Carolina
- DePaul
- Virginia
- Oregon St.
- Missouri
- Minnesota
- Georgetown
- Idaho
- Memphis St.
- Fresno St.
- Tulsa
- Alabama
- ARKANSAS**
- Kentucky
- Wyoming
- Iowa
- West Virginia
- Kansas St.
- Wake Forest
- Louisville

1983

Associated Press

- Houston
- Louisville
- St. John's (N.Y.)
- Virginia
- Indiana
- UNLV
- UCLA
- North Carolina
- ARKANSAS**
- Missouri
- Boston College
- Kentucky
- Villanova
- Wichita St.
- UT-Chattanooga
- N.C. St.
- Memphis St.
- Georgia
- Oklahoma St.
- Georgetown

UPI

- Houston
- Louisville
- St. John's (N.Y.)
- Virginia
- Indiana
- UNLV
- UCLA
- North Carolina
- ARKANSAS**
- Kentucky
- Villanova
- Missouri
- Boston College
- N.C. St.
- Georgia
- UT-Chattanooga
- Memphis St.
- Illinois St.
- Oklahoma St.
- Georgetown

ESPN/USA Today

- N.C. State
- Houston
- Louisville
- Georgia
- Virginia
- Kentucky
- North Carolina
- St. John's (N.Y.)
- Indiana
- ARKANSAS**
- Villanova
- Memphis State
- Boston College
- Iowa
- Wichita State
- UCLA
- Ohio State
- UNLV
- Missouri
- Georgetown
- Fresno State
- Utah
- Syracuse
- Washington St.
- Tennessee

1984

Associated Press

- North Carolina
- Georgetown
- Kentucky
- DePaul
- Houston
- Illinois
- Oklahoma
- ARKANSAS**
- Texas-El Paso
- Purdue
- Maryland
- Tulsa
- UNLV
- Duke
- Washington
- Memphis St.
- Oregon St.
- Syracuse
- Wake Forest
- Temple

UPI

- North Carolina
- Georgetown
- Kentucky
- DePaul
- Houston
- Illinois
- ARKANSAS**
- Oklahoma
- Texas-El Paso
- Maryland
- Purdue
- Tulsa
- UNLV
- Duke
- Washington
- Memphis St.
- Syracuse
- Indiana
- Auburn
- Oregon St.

ESPN/USA Today

- Georgetown
- Houston
- Kentucky
- North Carolina
- Illinois
- DePaul
- Virginia
- Wake Forest
- Memphis State
- UNLV
- Indiana
- Maryland
- ARKANSAS**
- Oklahoma
- Dayton
- Louisville
- Purdue
- Syracuse
- Washington
- Texas-El Paso
- Tulsa
- Michigan
- SMU
- Temple

1985

ESPN/USA Today

- Villanova
- Georgetown
- St. John's (N.Y.)
- Georgia Tech
- Memphis State
- Oklahoma
- North Carolina
- Louisiana Tech
- Michigan
- N.C. State
- Illinois
- Loyola (Ill.)
- Duke
- Auburn
- Boston College
- Kansas
- Syracuse

ARKANSAS IN THE FINAL POLLS

- Maryland
- Va. Commonwealth
- UNLV
- UAB
- Alabama
- UCLA
- Kentucky
- ARKANSAS**
- Michigan St.
- Kansas
- Syracuse
- Georgia Tech
- ARKANSAS**
- Georgetown
- Purdue
- Missouri
- Arizona
- La Salle
- Duke
- Michigan
- Louisville
- Clemson
- Illinois
- North Carolina
- Alabama
- ARKANSAS**
- New Mexico St.

1989

UPI

- Arizona
- Georgetown
- Illinois
- North Carolina
- Oklahoma
- Indiana
- Duke
- Missouri
- Syracuse
- Michigan
- Seton Hall
- Stanford
- Louisville
- UNLV
- Iowa
- Florida St.
- ARKANSAS**
- N.C. St.
- West Virginia
- Alabama

ESPN/USA Today

- Michigan
- Seton Hall
- Illinois
- Duke
- Georgetown
- Syracuse
- Arizona
- North Carolina
- UNLV
- Indiana
- Missouri
- Oklahoma
- Louisville
- N.C. State
- Virginia
- Iowa
- Minnesota
- West Virginia
- Ball State
- ARKANSAS**
- Stanford
- Florida State
- Texas-El Paso
- South Alabama
- UCLA

1990

Associated Press

- Oklahoma
- UNLV
- Connecticut
- Michigan St.
- Kansas
- Syracuse
- ARKANSAS**
- Georgetown
- Georgia Tech
- Purdue
- Missouri
- La Salle
- Michigan
- Arizona
- Duke
- Louisville
- Clemson
- Illinois
- LSU
- Minnesota
- Loyola (Calif.)
- Oregon St.
- Alabama
- New Mexico St.
- Xavier (Ohio)

UPI

- Oklahoma
- UNLV
- Connecticut

- Michigan St.
- Kansas
- Syracuse
- Georgia Tech
- ARKANSAS**
- Georgetown
- Purdue
- Missouri
- Arizona
- La Salle
- Duke
- Michigan
- Louisville
- Clemson
- Illinois
- Alabama
- New Mexico St.

ESPN/USA Today

- UNLV
- Duke
- Georgia Tech
- ARKANSAS**
- Connecticut
- Purdue
- Michigan St.
- Minnesota
- Loyola (Calif.)
- Syracuse
- Oklahoma
- Texas
- Clemson
- Kansas
- Georgetown
- Alabama
- Xavier (Ohio)
- Michigan
- La Salle
- Missouri
- Arizona
- Ball State
- UCLA
- Louisville
- North Carolina

1991

Associated Press

- UNLV
- ARKANSAS**
- Indiana
- North Carolina
- Ohio St.
- Duke
- Syracuse
- Arizona
- Kentucky
- Utah
- Nebraska
- Kansas
- Seton Hall
- Oklahoma St.
- New Mexico St.
- UCLA
- East Tenn. St.
- Princeton
- Alabama
- St. John's (N.Y.)
- Mississippi St.
- LSU
- Texas
- DePaul
- Southern Miss

UPI

- UNLV
- ARKANSAS**
- Indiana
- North Carolina
- Ohio St.
- Duke
- Arizona
- Syracuse
- Nebraska
- Utah
- Seton Hall
- Kansas
- Oklahoma St.
- UCLA
- East Tenn. St.
- Alabama
- New Mexico St.

- Mississippi St.
- St. John's (N.Y.)
- Princeton
- LSU
- Michigan St.
- Georgetown
- N.C. St.
- Texas

ESPN/USA Today

- Duke
- UNLV
- Kansas
- North Carolina
- ARKANSAS**
- Seton Hall
- St. John's (N.Y.)
- Ohio State
- Indiana
- Arizona
- Temple
- Utah
- Oklahoma St.
- Alabama
- Connecticut
- Syracuse
- Kentucky
- E. Michigan
- Nebraska
- Georgetown
- Pittsburgh
- New Mexico St.
- N.C. State
- E. Tenn. St.
- UCLA

1992

Associated Press

- Duke
- Kansas
- Ohio St.
- UCLA
- Indiana
- Kentucky
- UNLV
- Southern Cal
- ARKANSAS**
- Arizona
- Oklahoma St.
- Cincinnati
- Alabama
- Michigan St.
- Michigan
- Missouri
- Massachusetts
- North Carolina
- Seton Hall
- Florida St.
- Syracuse
- Georgetown
- Oklahoma
- DePaul
- LSU

UPI

- Duke
- Kansas
- UCLA
- Ohio St.
- Arizona
- Indiana
- Southern Cal
- ARKANSAS**
- Kentucky
- Oklahoma St.
- Michigan St.
- Missouri
- Alabama
- Cincinnati
- North Carolina
- Florida St.
- Michigan
- Seton Hall
- Georgetown
- Syracuse
- Massachusetts
- Oklahoma
- DePaul
- St. John's (N.Y.)
- Tulane



RAZORBACK HISTORY

ESPN/USA Today

- Duke
- Indiana
- Michigan
- Ohio State
- Cincinnati
- Kentucky
- Kansas
- UCLA
- Oklahoma St.
- ARKANSAS**
- Southern Cal
- North Carolina
- Seton Hall
- Florida State
- Massachusetts
- Arizona
- Memphis St.
- Missouri
- Alabama
- Michigan St.
- Georgia Tech
- Texas-El Paso
- Georgetown
- Syracuse
- LSU

1993

Associated Press

- Indiana
- Kentucky
- Michigan
- North Carolina
- Arizona
- Seton Hall
- Cincinnati
- Vanderbilt
- Kansas
- Duke
- Florida St.
- ARKANSAS**
- Iowa
- Massachusetts
- Louisville
- Wake Forest
- New Orleans
- Georgia Tech
- Utah
- Western Kentucky
- New Mexico
- Purdue
- Oklahoma St.
- New Mexico St.
- UNLV

UPI

- Indiana
- North Carolina
- Michigan
- Kentucky
- Arizona
- Seton Hall
- Cincinnati
- Vanderbilt
- Kansas
- Duke
- Florida St.
- ARKANSAS**
- Iowa
- Louisville
- Wake Forest
- Massachusetts
- Utah
- New Orleans
- Georgia Tech
- Purdue
- UNLV
- Oklahoma St.
- Virginia
- Western Kentucky
- New Mexico St.

ESPN/USA Today

- North Carolina
- Michigan
- Kentucky
- Kansas
- Indiana
- Cincinnati
- Florida State
- Vanderbilt

- Duke
- ARKANSAS**
- Seton Hall
- Arizona
- Temple
- Wake Forest
- Louisville
- Western Kentucky
- California
- Virginia
- Iowa
- Utah
- George Washington
- Massachusetts
- Xavier-Ohio
- UCLA
- Minnesota

1994

Associated Press

- North Carolina
- ARKANSAS**
- Purdue
- Connecticut
- Missouri
- Duke
- Kentucky
- Massachusetts
- Arizona
- Louisville
- Michigan
- Temple
- Kansas
- Florida
- Syracuse
- California
- UCLA
- Indiana
- Oklahoma St.
- Texas
- Marquette
- Nebraska
- Minnesota
- St. Louis
- Cincinnati

UPI

- ARKANSAS**
- North Carolina
- Purdue
- Connecticut
- Missouri
- Duke
- Massachusetts
- Kentucky
- Arizona
- Louisville
- Michigan
- Temple
- Kansas
- Syracuse
- Florida
- California
- UCLA
- Indiana
- Oklahoma St.
- Marquette
- Texas
- St. Louis
- Minnesota
- Nebraska
- Ala.-Birmingham

ESPN/USA Today

- ARKANSAS**
- Duke
- Arizona
- Florida
- Purdue
- Missouri
- Connecticut
- Michigan
- North Carolina
- Louisville
- Boston College
- Kansas
- Kentucky
- Syracuse
- Massachusetts
- Indiana
- Marquette

- Temple
- Tulsa
- Maryland
- Oklahoma St.
- UCLA
- Minnesota
- Texas
- Pennsylvania

1995

Associated Press

- UCLA
- Kentucky
- Wake Forest
- North Carolina
- Kansas
- ARKANSAS**
- Massachusetts
- Connecticut
- Villanova
- Maryland
- Michigan St.
- Purdue
- Virginia
- Oklahoma St.
- Oklahoma
- Arizona St.
- Oklahoma
- Mississippi St.
- Utah
- Alabama
- Western Kentucky
- Georgetown
- Florida
- Iowa St.
- Syracuse

UPI

- UCLA
- Kentucky
- Wake Forest
- Kansas
- North Carolina
- ARKANSAS**
- Massachusetts
- Connecticut
- Villanova
- Michigan St.
- Maryland
- Purdue
- Arizona
- Virginia
- Arizona St.
- Oklahoma St.
- Mississippi St.
- Utah
- Oklahoma
- Alabama
- Syracuse
- Missouri
- Iowa St.
- Oregon
- Stanford

*UPI poll discontinued following 1995 season

ESPN/USA Today

- UCLA
- ARKANSAS**
- North Carolina
- Oklahoma St.
- Kentucky
- Connecticut
- Massachusetts
- Virginia
- Wake Forest
- Kansas
- Maryland
- Mississippi St.
- Arizona State
- Memphis
- Tulsa
- Georgetown
- Syracuse
- Missouri
- Purdue
- Michigan St.
- Alabama
- Utah
- Villanova
- Texas
- Arizona

1996

ESPN/USA Today

- Kentucky
- Massachusetts
- Syracuse
- Mississippi St.
- Kansas
- Cincinnati
- Georgetown
- Connecticut
- Wake Forest
- Texas Tech
- Arizona
- Utah
- Georgia Tech
- Louisville
- Purdue
- Georgia
- Villanova
- ARKANSAS**
- UCLA
- Iowa State
- Virginia Tech
- Iowa
- Marquette
- North Carolina
- New Mexico

1998

Associated Press

- North Carolina
- Kansas
- Duke
- Arizona
- Kentucky
- Connecticut
- Utah
- Princeton
- Cincinnati
- Stanford
- Purdue
- Michigan
- Ole Miss
- South Carolina
- TCU
- Michigan St.
- ARKANSAS**
- New Mexico
- UCLA
- Maryland
- Syracuse
- Illinois
- Xavier
- Temple
- Murray St.

ESPN/USA Today

- Kentucky
- Utah
- North Carolina
- Stanford
- Duke
- Arizona
- Connecticut
- Kansas
- Purdue
- Michigan St.
- Rhode Island
- UCLA
- Syracuse
- Cincinnati
- Maryland
- Princeton
- Michigan
- West Virginia
- South Carolina
- Ole Miss
- New Mexico
- ARKANSAS**
- Valparaiso
- Washington
- TCU

1999

Associated Press

- Duke
- Michigan St.
- Connecticut
- Auburn
- Maryland
- Utah
- Stanford
- Kentucky
- St. John's (N.Y.)
- Miami (Fla.)
- Cincinnati
- Arizona
- North Carolina
- Ohio St.
- UCLA
- Col. of Charleston
- ARKANSAS**
- Wisconsin
- Indiana
- Tennessee
- Iowa
- Kansas
- Florida
- UNC-Charlotte
- New Mexico

ESPN/USA Today

- Connecticut
- Duke
- Michigan St.
- Ohio St.
- Kentucky
- St. John's (N.Y.)
- Auburn
- Maryland
- Stanford
- Utah
- Cincinnati
- Miami (Fla.)
- Gonzaga
- Temple
- Iowa
- Arizona
- Florida
- North Carolina
- Oklahoma
- Miami (Ohio)
- UCLA
- Maryland
- Purdue
- Kansas
- SW Missouri St.
- ARKANSAS**

2015

Associated Press

- Kentucky (65)
- Villanova
- Wisconsin
- Duke
- Arizona
- Virginia
- Gonzaga
- Notre Dame
- Iowa State
- Kansas
- Northern Iowa
- Maryland
- Oklahoma
- Wichita State
- North Carolina
- Baylor
- Louisville
- SMU
- Utah
- West Virginia
- ARKANSAS**
- Georgetown
- Michigan State
- Butler
- VCU

ESPN/USA Today

- Duke (29)
- Wisconsin
- Kentucky (2)
- Arizona
- Notre Dame
- Gonzaga
- Michigan State

ARKANSAS IN THE FINAL POLLS

2022

Associated Press

- Gonzaga (54)
- Arizona (7)
- Kansas
- Baylor
- Tennessee
- Villanova
- Kentucky
- Auburn
- Duke
- Purdue
- UCLA
- Texas Tech
- Providence
- Wisconsin
- Houston
- Iowa
- ARKANSAS**
- Saint Mary's
- Illinois
- Murray State
- Connecticut
- Southern Cal
- Boise State
- Colorado State
- Texas

USA Today

- Kansas (32)
- North Carolina
- Duke
- Villanova
- Gonzaga
- Arizona
- Houston
- ARKANSAS**
- Baylor
- Purdue
- UCLA
- Texas Tech
- Providence
- Auburn
- Tennessee
- Miami
- Kentucky
- Wisconsin
- Illinois
- Saint Mary's
- Iowa
- Murray State
- Iowa State
- Saint Peter's
- Michigan

2023

USA Today

- Connecticut (32)
- San Diego State
- Miami (Fla.)
- Alabama
- Florida Atlantic
- Houston
- Texas
- UCLA
- Kansas State
- Gonzaga
- Kansas
- Creighton
- Purdue
- Marquette
- Xavier
- Tennessee
- Arizona
- Duke
- Baylor
- Michigan State
- ARKANSAS**
- Saint Mary's
- Virginia
- Indiana
- Texas A&M



ALL-TIME NBA DRAFT PICKS BY YEAR (44)

Player	Year	Team	Round	Overall
Anthony Black	2023	Orlando Magic	1st	6
Nick Smith Jr.	2023	Charlotte Hornets	1st	27
Jordan Walsh	2023	Boston Celtics	2nd	38
Jaylin Williams	2022	Oklahoma City Thunder	2nd	34
Moses Moody	2021	Golden State Warriors	1st	14
Isaiah Joe	2020	Philadelphia 76ers	2nd	49
Daniel Gafford	2019	Chicago Bulls	2nd	38
Bobby Portis	2015	Chicago Bulls	1st	22
Patrick Beverley	2009	Los Angeles Lakers	2nd	42
Sonny Weems	2008	Chicago Bulls	2nd	39
Ronnie Brewer	2006	Utah Jazz	1st	14
Joe Johnson	2001	Boston Celtics	1st	10
Darnell Robinson	1996	Dallas Mavericks	2nd	58
Corliss Williamson	1995	Sacramento Kings	1st	13
Todd Day	1992	Milwaukee Bucks	1st	8
Oliver Miller	1992	Phoenix Suns	1st	22
Lee Mayberry	1992	Milwaukee Bucks	1st	23
Isaiah Morris	1992	Miami Heat	2nd	37
Andrew Lang	1988	Phoenix Suns	2nd	28
Joe Kleine	1985	Sacramento Kings	1st	6
Charles Balentine	1985	Sacramento Kings	6th	120
Alvin Robertson	1984	San Antonio Spurs	1st	7
Leroy Sutton	1984	Dallas Mavericks	8th	176
Darrell Walker	1983	New York Knicks	1st	12
Scott Hastings	1982	New York Knicks	2nd	29
Tony Brown	1982	New Jersey Nets	4th	82
Keith Peterson	1982	Dallas Mavericks	8th	165
U.S. Reed	1981	Kansas City Kings	5th	104
Allan Zahn	1980	San Antonio Spurs	7th	153
Steve Schall	1980	San Antonio Spurs	10th	209
Sidney Moncrief	1979	Milwaukee Bucks	1st	5
Steve Schall	1979	San Antonio Spurs	5th	106
Marvin Delp	1979	Boston Celtics	6th	110
Ron Brewer	1978	Portland Trailblazers	1st	7
Marvin Delp	1978	Buffalo Braves	3rd	65
Dean Tolson	1974	Seattle SuperSonics	5th	80
Dennis White	1974	Kansas City Kings	10th	167
Martin Terry	1973	Chicago Bulls	3rd	39
Jerry Carlton	1962	St. Louis Hawks	13th	96
Fred Grim	1958	Syracuse Nationals	5th	38
Walt Kearns	1953	Minneapolis Lakers	10th	87
Gene Lambert Jr.	1953	Rochester Royals	18th	117
Bob Ambler	1951	Tri-Cities Blackhawks	7th	62
Jim Cathcart	1950	Washington Capitols	7th	77



Ronnie Brewer Jr. joined his dad, Ron, as Razorback first round picks. Ronnie went 14th overall in 2006 and Ron went seventh overall in 1978

BY OVERALL SELECTION

* The NBA Lottery picks (began in 1985)

Player	Year	Team	Round	Overall
Sidney Moncrief	1979	Milwaukee Bucks	1st	5
Anthony Black *	2023	Orlando Magic	1st	6
Joe Kleine *	1985	Sacramento Kings	1st	6
Ron Brewer	1978	Portland Trailblazers	1st	7
Alvin Robertson	1984	San Antonio Spurs	1st	7
Todd Day *	1992	Milwaukee Bucks	1st	8
Joe Johnson *	2001	Boston Celtics	1st	10
Darrell Walker	1983	New York Knicks	1st	12
Corliss Williamson *	1995	Sacramento Kings	1st	13
Moses Moody *	2021	Golden State Warriors	1st	14
Ronnie Brewer *	2006	Utah Jazz	1st	14
Oliver Miller	1992	Phoenix Suns	1st	22
Bobby Portis	2015	Chicago Bulls	1st	22
Lee Mayberry	1992	Milwaukee Bucks	1st	23
Nick Smith Jr.	2023	Charlotte Hornets	1st	27
Andrew Lang	1988	Phoenix Suns	2nd	28
Scott Hastings	1982	New York Knicks	2nd	29
Jaylin Williams	2022	Oklahoma City Thunder	2nd	34
Isaiah Morris	1992	Miami Heat	2nd	37
Jordan Walsh	2023	Boston Celtics	2nd	38
Daniel Gafford	2019	Chicago Bulls	2nd	38
Fred Grim	1958	Syracuse Nationals	5th	38
Martin Terry	1973	Chicago Bulls	3rd	39
Sonny Weems	2008	Chicago Bulls	2nd	39
Patrick Beverley	2009	Los Angeles Lakers	2nd	42
Isaiah Joe	2020	Philadelphia 76ers	2nd	49
Darnell Robinson	1996	Dallas Mavericks	2nd	58
Bob Ambler	1951	Tri-Cities Blackhawks	7th	62
Marvin Delp	1978	Buffalo Braves	3rd	65
Jim Cathcart	1950	Washington Capitols	7th	77
Dean Tolson	1974	Seattle SuperSonics	5th	80
Tony Brown	1982	New Jersey Nets	4th	82
Walt Kearns	1953	Minneapolis Lakers	10th	87
Jerry Carlton	1962	St. Louis Hawks	13th	96
U.S. Reed	1981	Kansas City Kings	5th	104
Steve Schall	1979	San Antonio Spurs	5th	106
Marvin Delp	1979	Boston Celtics	6th	110
Gene Lambert Jr.	1953	Rochester Royals	18th	117
Charles Balentine	1985	Sacramento Kings	6th	120
Allan Zahn	1980	San Antonio Spurs	7th	153
Keith Peterson	1982	Dallas Mavericks	8th	165
Dennis White	1974	Kansas City Kings	10th	167
Leroy Sutton	1984	Dallas Mavericks	8th	176
Steve Schall	1980	San Antonio Spurs	10th	209



Corliss Williamson was the No. 13 pick by the Sacramento Kings in 1995. He would win an NBA Championship with the 2004 Detroit Pistons.

ARKANSAS RAZORBACKS

RAZORBACK HISTORY



Moses Moody was the first "one-and-done" in Arkansas history, He went 14th overall in the 2021 Draft to the Golden State Warriors.



Anthony Black ties Joe Kleine as the second-highest Razorback to be picked, going sixth overall to the Orlando Magic in the 2023 Draft.

#PROHOGS - IN THE DRAFT



Nick Smith Jr., gave Arkansas two first-round picks in the same draft when he was taken 27th overall by the Charlotte Hornets in 2023.

BY TEAM

Team	Picks
Atlanta *	2
Boston	3
Brooklyn & Charlotte	1
Chicago	4
Dallas	3
Golden State	1
Los Angeles Clippers @	1
Los Angeles Lakers #	2
Miami	1
Milwaukee	3
New York	2
Oklahoma City ^	2
Orlando	1
Phoenix	2
Philadelphia !	1
Portland	1
Sacramento %	6
San Antonio	4
Utah	1

Team Guide

* - 1 as Tri-Cities Blackhawks; 1 as St. Louis Hawks
 % - 2 as Kansas City Kings; 1 as Rochester Royals
 & - 1 as New Jersey Nets @ - 1 as Buffalo Braves
 # - 1 as Minneapolis Lakers ^ - 1 as Seattle SuperSonics
 ! - 1 as Syracuse Nationals

BY ROUND

*The NBA Draft was reduced to two rounds in 1989

Rd	Picks
1st	14
2nd	10
3rd	2
4th	1
5th	4
6th	2
7th	3
8th	2
9th	0
10th	3
11th	0
12th	0
13th	1
18th	1



LOTTERY PICKS

NOTE: The NBA Lottery began in 1985

Year	Player	Team	Pick (*)
2023	Anthony Black	Magic	6th (14)
1985	Joe Kleine	Kings	6th (7)
1992	Todd Day	Bucks	8th (11)
1995	Corliss Williamson	Kings	13th (13)
2001	Joe Johnson	Celtics	10th (13)
2006	Ronnie Brewer	Jazz	14th (14)
2021	Moses Moody	Warriors	14th (14)
2023	Anthony Black	Magic	6th (14)

* - the number in parenthesis were the total number of lottery picks that season



Joe Johnson was a 2001 NBA Lottery Pick, going 10th overall by the Boston Celtics. He went on to be a seven-time All-Star.



2021 NBA Champion **Bobby Portis** was the No. 22 overall pick by the Chicago Bulls in the 2015 NBA Draft and the 12th first rounder in program history.

Basketball Hall of Fame (1)

2019 - Sidney Moncrief

All-NBA Teams (7)

2010 - Joe Johnson, 3rd Team, Atlanta
 1986 - Sidney Moncrief, 2nd Team, Milwaukee
 1986 - Alvin Robertson, 2nd Team, San Antonio
 1985 - Sidney Moncrief, 2nd Team, Milwaukee
 1984 - Sidney Moncrief, 2nd Team, Milwaukee
 1983 - Sidney Moncrief, 1st Team, Milwaukee
 1982 - Sidney Moncrief, 2nd Team, Milwaukee

All-Defensive Teams (14)

2020 - Patrick Beverley, 2nd Team, Los Angeles Clippers
 2017 - Patrick Beverley, 1st Team, Houston
 2014 - Patrick Beverley, 2nd Team, Houston
 1991 - Alvin Robertson, 1st Team, Milwaukee
 1990 - Alvin Robertson, 2nd Team, Milwaukee
 1989 - Alvin Robertson, 2nd Team, San Antonio
 1988 - Alvin Robertson, 2nd Team, San Antonio
 1987 - Alvin Robertson, 1st Team, San Antonio
 1986 - Sidney Moncrief, 1st Team, Milwaukee
 Alvin Robertson, 2nd Team, San Antonio
 1985 - Sidney Moncrief, 1st Team, Milwaukee
 1984 - Sidney Moncrief, 1st Team, Milwaukee
 1983 - Sidney Moncrief, 1st Team, Milwaukee
 1982 - Sidney Moncrief, 2nd Team, Milwaukee

NBA Titles (6)

Scott Hastings	1990, Detroit
Darrell Walker	1993, Chicago
Joe Kleine	1998, Chicago
Corliss Williamson	2004, Detroit
Bobby Portis	2021, Milwaukee
Moses Moody	2022, Golden State

All-Star Appearances (16)

Joe Johnson	7	2007, '08, '09, '10, '11, '12, '14
Sidney Moncrief	5	1982, '83, '84, '85, '86
Alvin Robertson	4	1986, '87, '88, '91

NBA Defensive Player of the Year (2)

Sidney Moncrief, 1982-83 & 1983-84
 Alvin Robertson, 1985-86

NBA Most Improved Player (1)

Alvin Robertson, 1985-86, San Antonio

NBA Sixth Man of the Year (1)

Corliss Williamson, 2001-02

NBA Player of the Month (3)

Joe Johnson (East)	March '08
Sidney Moncrief	December '81
Alvin Robertson	December '85

NBA All-Rookie Team (1)

Ron Brewer, 1978-79, First Team




Sidney Moncrief won the first two NBA Defensive Player of the Year Awards (1983 and 1984), was a five-time All-Star and was inducted into the Basketball Hall of Fame in 2019.



Joe Johnson reached a historic milestone in 2016-17, becoming the 42nd player in NBA history to score 20,000 career points. The seven-time All-Star finished with 20,405



Alvin Robertson was a six-time All-Defensive Team selection, four-time All-Star. In 1985-86, he was both NBA Most Improved Player and NBA Defensive Player of the Year.



Corliss Williamson was the 2001-02 NBA Sixth Man of the Year. In 2004, he helped the Detroit Pistons win an NBA Championship.



Ron Brewer, the seventh pick in the 1978 Draft, lived up to the billing as he made the 1978-79 NBA All-Rookie Team.



Patrick Beverley has been named to the NBA All-Defensive team three times, twice with the Rockets and once with the Clippers.

RAZORBACK HISTORY

Corey Beck **3 seasons**

1995-96, Charlotte Hornets; 1997-98 - Charlotte Hornets; 1998-99 - Detroit Pistons and Charlotte Hornets

Patrick Beverley **12 seasons**

2012-17 - Houston Rockets; 2017-21 - Los Angeles Clippers; 2021-22 - Minnesota Timberwolves; 2022 - Utah Jazz; 2022-23 - Los Angeles Lakers and Chicago Bulls; 2023-pres. - Philadelphia 76ers

Anthony Black **1 season**

2023-pres. - Orlando Magic

Ron Brewer **14 seasons**

1978-80 - Portland Trailblazers; 1980-81 - Portland Trailblazers and San Antonio Spurs; 1981-82 - San Antonio Spurs and Cleveland Cavaliers; 1982-83 - Cleveland Cavaliers and Golden State Warriors; 1983-84 - Golden State Warriors and San Antonio Spurs; 1984-85 - San Antonio Spurs and New Jersey Nets; 1985-86 - Chicago Bulls and Cleveland Cavaliers

Ronnie Brewer **11 seasons**

2006-09 - Utah Jazz; 2009-10 - Utah Jazz and Memphis Grizzlies; 2010-12 - Chicago Bulls; 2012-13 - New York Knicks and Oklahoma City Thunder; 2013-14 - Houston Rockets and Chicago Bulls

Tony Brown **6 seasons**

1984-85 - Indiana Pacers; 1985-86 - Chicago Bulls; 1986-87 - New Jersey Nets; 1988-89 - Houston Rockets and Milwaukee Bucks; 1989-90 - Milwaukee Bucks; 1990-91 - Los Angeles Lakers and Utah Jazz; 1991-92 - Los Angeles Clippers and Seattle SuperSonics

Coty Clarke **1 season**

2015-16 - Boston Celtics

Todd Day **8 seasons**

1992-95 - Milwaukee Bucks; 1995-96 - Milwaukee Bucks and Boston Celtics; 1996-97 - Boston Celtics; 1997-98 - Miami Heat; 1999-00 - Phoenix Suns; 2000-01 - Minnesota Timberwolves

Courtney Fortson **1 season**

2011-12 - Los Angeles Clippers and Houston Rockets

Daniel Gafford **6 seasons**

2019-21 - Chicago Bulls; 2021-pres. - Washington Wizards

Dusty Hannahs **2 seasons**

2018-19 - Memphis Grizzlies; 2019-20 - Memphis Grizzlies



Jannero Pargo played 11 seasons in the NBA and is now an assistant coach with the Indiana Pacers.

#PROHOGS ALL-TIME NBA ROSTER



Scott Hastings was the 29th overall pick in 1982 and he won an NBA title with the 1990 Detroit Pistons.

Scott Hastings **11 seasons**
• **NBA CHAMPION (1990 Detroit Pistons)** •

1982-83 - New York Knicks and Atlanta Hawks; 1983-88 - Atlanta Hawks; 1988-99 - Miami Heat; 1989-91 - Detroit Pistons; 1991-93 - Denver Nuggets

Steven Hill **1 season**

2008-09 - Oklahoma City Thunder

Derek Hood **1 season**

1999-00 - Charlotte Hornets

Dontell Jefferson **1 season**

2008-09 - Charlotte Bobcats

Isaiah Joe **4 seasons**

2020-22 - Philadelphia 76ers; 2022-pres. - Oklahoma City Thunder

Joe Johnson **17 seasons**

2001-02 - Boston Celtics and Phoenix Suns; 2002-05 - Phoenix Suns; 2005-12 - Atlanta Hawks; 2012-15 - Brooklyn Nets - 2015-16 - Brooklyn Nets and Miami Heat; 2016-17 - Utah Jazz; 2017-18 - Utah Jazz and Houston Rockets

Mason Jones **2 seasons**

2020-21 - Houston Rockets, Philadelphia 76ers; 2021-pres. - Los Angeles Lakers

Joe Kleine **15 seasons**
• **NBA CHAMPION (1998 Chicago Bulls)** •

1985-88 - Sacramento Kings; 1988-89 - Sacramento Kings and Boston Celtics; 1989-93 - Boston Celtics; 1993-96 - Phoenix Suns; 1996-97 - Phoenix Suns, Los Angeles Lakers and New Jersey Nets; 1997-98 - Chicago Bulls; 1998-99 - Phoenix Suns; 1999-00 - Portland Trailblazers

Andrew Lang **12 seasons**

1988-92 - Phoenix Suns; 1992-93 - Philadelphia 76ers; 1993-95 - Atlanta Hawks; 1995-96 - Atlanta Hawks and Minnesota Timberwolves; 1996-98 - Milwaukee Bucks; 1998-99 - Chicago Bulls; 1999-00 - New York Knicks

Daryl Macon **2 seasons**

2018-19 - Dallas Mavericks; 2019-20 - Miami Heat

Lee Mayberry **7 seasons**

1992-96 - Milwaukee Bucks; 1996-99 - Vancouver Grizzlies

Clint McDaniel **1 season**

1995-96 - Sacramento Kings

Melvin McGaha **1 season**

1948-49 - New York Knicks

Oliver Miller **9 seasons**

1992-94 - Phoenix Suns; 1994-95 - Detroit Pistons; 1995-96 - Toronto Raptors; 1996-97 - Dallas Mavericks and Toronto Raptors; 1997-98 - Toronto Raptors; 1998-99 - Sacramento Kings; 1999-00 - Phoenix Suns; 2003-04 - Minnesota Timberwolves (2004)

Sidney Moncrief **11 seasons**

1979-89 - Milwaukee Bucks; 1990-91 - Atlanta Hawks

Moses Moody **3 seasons**

• **NBA CHAMPION (2022 Golden State Warriors)** •
2021-pres. - Golden State Warriors

Isaiah Morris **1 season**

1992-93 - Detroit Pistons

Jannero Pargo **11 seasons**

2002-03 - Los Angeles Lakers; 2003-04 - Los Angeles Lakers, Toronto Raptors and Chicago Bulls; 2004-06 - Chicago Bulls; 2006-08 - New Orleans Hornets; 2009-10 - Chicago Bulls; 2011-12 - Atlanta Hawks; 2012-13 - Washington Wizards. Atlanta Hawks and Charlotte Bobcats; 2013-15 Charlotte Bobcats/Hornets

Bobby Portis **9 seasons**

• **NBA CHAMPION (2021 Milwaukee Bucks)** •
2015-18 - Chicago Bulls; 2019 - Bulls and Washington Wizards; 2019-20 - New York Knicks; 2020-pres. Milwaukee Bucks

Alvin Robertson **12 seasons**

1984-89 - San Antonio Spurs; 1989-92 - Milwaukee Bucks; 1992-93 - Milwaukee Bucks and Detroit Pistons; 1995-96 - Toronto Raptors

Nick Smith Jr. **1 season**

2023-pres. - Charlotte Hornets

Dean Tolson **3 seasons**

1974-75 - Seattle SuperSonics; 1976-78 - Seattle SuperSonics

Stanley Umude **2 seasons**

2023-pres. - Detroit Pistons

Darrell Walker **10 seasons**

• **NBA CHAMPION (1993 Chicago Bulls)** •
1983-86 - New York Knicks; 1986-87 - Denver Nuggets; 1987-91 - Washington Bullets; 1991-92 - Detroit Pistons; 1992-93 - Detroit Pistons and Chicago Bulls

Jordan Walsh **1 season**

2023-pres. - Boston Celtics

Sonny Weems **4 seasons**

2008-09 - Denver Nuggets; 2009-11 - Toronto Raptors; 2015-16 - Phoenix Suns and Philadelphia 76ers

Jaylin Williams **2 seasons**

2022-pres. - Oklahoma City Thunder

Corliss Williamson **12 seasons**

• **NBA CHAMPION (2004 Detroit Pistons)** •
1995-00 - Sacramento Kings; 2000-01 - Toronto Raptors and Detroit Pistons; 2001-04 - Detroit Pistons; 2004-05 - Philadelphia 76ers and Sacramento Kings; (2005), 2005-07 - Sacramento Kings

ARKANSAS SPORTS HALL OF FAME

Established in January, 1959, to honor individuals who have made a special contribution to athletics in Arkansas. Only inductees that coached, played or were closely affiliated with University of Arkansas athletics are listed.

- 1959 Jim Lee Howell, FB; Wear Schoonover, FB
- 1960 Jim Benton, FB; John Barnhill, FB, College Athletics; Steve Creekmore, FB, MGolf
- 1961 Hugo Bezdek, football, BASE
- 1962 None
- 1963 Clyde Scott, FB, T&F; George Cole, FB, College Athletics; Russell May, FB
- 1964 **Glen Rose, MBB**, FB; Dan Estes, FB
- 1965 **Gordon Carpenter, MBB; Tom Murphy, MBB, FB**; J.L. Carter, football
- 1966 Francis Schmidt, FB
- 1967 Frank Broyles, FB, College Athletics
- 1968 Howard "Red" Hickey, FB; Gene "Sodie" Davidson, FB
- 1970 **Melvin McGaha, MBB**, BASE, FB; Fred Thomsen, FB
- 1971 Wilson Matthews, FB; Pat Summerall, FB
- 1972 Maurice "Footsie" Britt, FB; Dave Hanner, FB; Boyd Cypert, College Athletics
- 1973 Ray Hamilton, FB; Sam Coleman, HS Athletics
- 1974 Jack Robbins, FB
- 1975 Miller Barber, MGolf; Lamar McHan, FB
- 1976 Billy Ray Smith, Sr., FB
- 1977 Leon "Muscles" Campbell, FB; **Tom Pickell, MBB**
- 1978 Fred Williams, FB
- 1979 Lance Alworth, FB; **Johnny Adams, MBB**
- 1980 Barry Switzer, FB
- 1981 Clifford Shaw, Officiating; Jim Mooty, FB; Wayne Harris, FB
- 1982 Aubrey "Cobb" Fowler, FB, T&F; Milan Creighton, FB
- 1983 Lou Holtz, FB; **Eddie Sutton, MBB**
- 1984 Fred Akers, FB; Kay Eakin, FB
- 1985 **Eugene Lambert, MBB**; Floyd Sagely, FB
- 1986 Loyd Phillips, FB; W. Howard Pearce, FB, Stadium Man-

- agement
- 1987 John McDonnell, T&F; Jim Lindsey, FB; Alton Baldwin, FB
- 1988 **George Kok, MBB**; Dwight Sloan, FB; Lewis Carpenter, FB
- 1989 Ken Hatfield, FB; Harold Horton, FB; Brad Scott, FB; R.H. Sikes, MGolf
- 1990 Henry Moore, FB
- 1991 Norm DeBriyn, BASE; **Pat Foster, MBB**; Gerald Nesbitt, FB
- 1992 Preston Carpenter, FB; Dan Hampton, FB
- 1993 **Sidney Moncrief, MBB**; Buddy Bob Benson, FB
- 1994 Joe Ferguson, FB; **Ron Brewer, MBB; Ike Poole, MBB**, FB
- 1995 Billy Ray Smith, Jr., FB; Chuck Dicus, FB
- 1996 Bill Burnett, FB; Kevin McReynolds, BASE; Raymond Peters, FB
- 1997 Bill Montgomery, FB; Billy Moore, FB; Mike Conley, T&F
- 1998 **Nolan Richardson, MBB; Marvin Delph, MBB**; Jimmy Johnson, FB; Firmon Bynum, FB
- 1999 Ronnie Caveness, FB; Jerry Jones, FB
- 2000 **Tommy Boyer, MBB**; Bobby Burnett, FB
- 2001 Orville Henry, Journalism; Jerry Lamb, FBI; Ken Turner, FB
- 2002 Steve Atwater, FB; Brandon Burlsworth, FB; **Joe Kleine, MBB**; Cliff Powell, FB
- 2003 O'Neale Adams, FB; Louis Schaufele, FB, BASE; **Darrell Walker, MBB**
- 2004 Jesse Branch, FB; Bud Campbell, Journalism; Bud Canada, FB; Steve Cox, FB; Wayne Martin, FB
- 2005 William "Bud" Brooks, FB; **Scott Hastings, MBB**
- 2006 Gary Anderson, FB; John Daly, MGolf; Paul Eells, TV and Radio Play-by-Play; **Fred Grim, MBB**; Bettye Fiscus Dickey, WBB
- 2007 Bobby Crockett, FB; Tom Pagnozzi, BASE; George Walker, FB; Jim Elder, Journalism
- 2008 **Todd Day, MBB**; Bruce James, FB; Jon Richardson, FB
- 2009 Martine Bercher, FB; R.C. Thielemann, FB; **Corliss Williamson, MBB**; Jarrell Williams, FB
- 2010 Bill Ferrell, Trainer & Baseball Coach; Leotis Harris, FB;

- Scotty Thurman, MBB**; 1964 National Championship Football Team
- 2011 Dick Bumpas, FB; **Jerry Carlton, MBB**; Ben Cowins, FB; Quinn Groveby, FB; Cliff Horton, FB; Cliff Lee, BASE
- 2012 Harry Jones, FB; **Lee Mayberry, MBB; U.S. Reed, MBB**; Bob Ford, football; **1994 National Championship Basketball Team**
- 2013 Stacy Lewis, WGolf; Frank O'Mara, T&F
- 2014 David Bazzel, FB; Gary Blair, WBB; Dennis "Dirt" Winston, FB
- 2015 **Pat Bradley, MBB**; Ron Calcagni, FB; Stephen Jones, FB; Bowden Wyatt, FB; Christy Smith, WBB
- 2016 **Almer Lee, MBB**; Greg Koch, FB, Fred Marshall, FB, Niall O'Shaughnessy, XC/T&F
- 2017 Darren McFadden, FB; Larry Jackson, FB
- 2018 Kevin Scanlon, FB; Brison Manor, FB; Dean Weber, Training; Jerry Eckwood, FB; Shawn Andrews, FB
- 2019 Gary Adams, FB; Madre Hill, FB; Houston Nutt, FB
- 2020 Lucas Anthony, FB; **Jim Counce, MBB**; Ike Forte, FB
- 2021 Lisa Cornwell, WGolf; Lance Harter, XC/T&F; Tim Horton, FB; **Joe Johnson, MBB**; Johnny Ray, BASE
- 2022 Tommy Brasher, FB; Barry Foster, FB; Matt Jones, FB; Brad Taylor, FB; **Corey Beck, MBB**; Tyson Gay, T&F
- 2023 Jeff King, BASE; Glen Ray Hines Sr., FB; Jimmy Walker, FB

UNIVERSITY OF ARKANSAS SPORTS HALL OF HONOR

The University of Arkansas Sports Hall of Honor was established in 1988 as a means of honoring the all-time great athletes and coaches that have done so much in establishing a tradition of excellence in University of Arkansas athletics. Only former Razorback lettermen are allowed to vote.

- 1988 Lance Alworth, John Barnhill, Frank Broyles, **Sidney Moncrief, Glen Rose**, Clyde Scott
- 1989 Jim Benton, George Cole, Wayne Harris, Wilson Matthews, Kevin McReynolds, **Wear Schoonover**
- 1990 Miller Barber, **Mel McGaha**, John McDonnell, Loyd Phillips, Jack Robbins, Jim Lee Howell
- 1991 Leon Campbell, Mike Conley, Norm DeBriyn, Dan Hampton, Dave Hanner, Fred Williams
- 1993 **Ron Brewer**, Chuck Dicus, Joe Ferguson, Lamar McHan, Pat Summerall
- 1994 **George Kok**, Maurice Britt, Bill Ferrell, Steve Little, Bettye Fiscus, Billy Ray Smith Sr., Niall O'Shaughnessy, John Daly
- 1995 Bill Burnett, Ken Hatfield, **Eddie Sutton**, R.H. Sikes, Tim Lollar, J. William Fulbright, Bud Brooks
- 1996 Preston Carpenter, Bob Cheyne, Joe Falcon, **Eugene Lambert**, Bill Montgomery, Billy Moore, **Nolan Richardson**, Barry Switzer, Melody Sye
- 1997 Harold Horton, Jim Mooty, Lon Farrell, Billy Ray Smith, Jr., Johnny Ray, Frank O'Mara, Jim Lindsey, Henry Moore, Floyd Sagely
- 1998 Steve Atwater, **Marvin Delph**, Paul Donovan, Bev Lewis, Eddie Bradford, **Ike Poole**, Steve Creekmore, Sr.
- 1999 Fred Akers, **Tommy Boyer**, Ronnie Caveness, Jimmy Johnson, Gordon Long, Gerald Nesbitt, Tom Pagnozzi, Stanley Redwine, George Walker
- 2000 Jesse Branch, Bobby Burnett, Lew Carpenter, Delmonica DeHorney, Howard "Red" Hickey, Jeff King, **Joe Kleine**, Tom Murphy, Dean Weber
- 2001 Alton Baldwin, Jim Bone, Deena Drossin, **Pat Foster**,

- Quinn Groveby, Glen Ray Hines, Cliff Powell, Reuben Reina, Jarrell Williams
- 2002 **Todd Day**, Bobby Crockett, Martine Bercher, Rick Schaeffer, Deane Pappas, Amber Nicholas Shirey, Harold E. "Sonney" Henson, Ronnie Underwood, Ray Hamilton
- 2003 **Johnny Adams**, Gary Anderson, Bud Canada, Chip Hooper, Fred Marshall, Jerry Mazzanti, Cynthia Moore, Scott Tabor, **Corliss Williamson**
- 2004 Brandon Burlsworth, **Jerry Carlton**, Peter Doohan, Harry Jones, Jerry Jones, Seneca Lassiter, Wayne Martin, **Lee Mayberry**, Tracy Webb Rice
- 2005 Dick Booth, Bill Gray, Leotis Harris, **Scott Hastings**, Steve Krueger, Jerry Lamb, Jon Richardson, Christy Smith, R.C. Thielemann
- 2006 Scott Bull, Dick Bumpas, Jay Donathan, Ron Hightower, Bobby Proctor, Louis Schaufele, **Martin Terry**, Amy Yoder Begley, Lance Harter
- 2007 Jim Barnes, Jackie Brasuell, Ben Cowins, Megan Flowers, Dean Garrett, Brenden Pappas, Randy Stewart, Phillip Stidham, **Scotty Thurman**
- 2008 Rodney Brand, Tommy Brasher, Bruce James, Daniel Lincoln, Ryan Lundquist, George McKinney, Gi-Gi Miller, **Darrell Walker**, Steed White
- 2009 Shawn Andrews, Richard Bell, Ron Calcagni, Veronica Campbell-Brown, **Dr. Jim Counce**, Alistair Cragg, Billy Joe Moody, Tom Pucci
- 2010 Bubba Carpenter, **Milan Creighton**, Ike Forte, Karen Gorham, Greg Koch, Kevin Scanlon, **U.S. Reed**, Tracy Robertson, Terry Don Phillips, Erick Walder, Jim Williams
- 2011 Gary Adams, Steve Cox, Jessica Koch Dailey, **Fred Grim**, **Almer Lee**, Brison Manor Jr., Jessica Field Phelan, Godfrey Siamusiye, Pat Serret, Jimmy Walker
- 2012 Edrick Floreal, **Andrew Lang**, Bill McClard, Bruce Maxwell, Ronn Reynolds, **Clyde Rhoden**, Jody Rittenhouse, Lisa Sparks, Terry Stewart, Dennis Winston
- 2013 Barry Foster, Dickey Morton, **Charles Balentine**, Calvin Davis, Greg D'Alexander, Cheryl McArton Ward,

- Edel Hackett, Don Christian, Buddy Sutton
- 2014 **Pat Bradley**, Freddie Childress, Shemeka Christon, Robert Cox, Graham Hood, Kenoy Kennedy, Stacy Lewis, Pat Morrison, Louis Ramsay
- 2015 Niall Bruton, Deedee Brown-Campbell, Robin Ford, Lynn Garner, **Derek Hood**, Steve Korte, Mike Loggins, Ron Meyer, Kendall Trainor
- 2016 Gregory Lasker, **Oliver Miller**, Lou Holtz, Kendrick Moore, Roddie Haley, Christie Wurth-Thomas, Tammy Kincaid-Dustin, **Tom Pickell**, Danny Rhodes
- 2017 Ken Hamlin, Madre Hill, Troy Eklund, Jack O'Keefe, Melvin Lister, Amy Wright, Chin Bee Khoo, Louis Campbell, Bo Busby
- 2018 April Steiner Bennett, Ron Faurot, Greg Horne, Ivan Jordan, Bruce Lahay, Ewell Lee, Steve Loy, Dana McQuillin, **Rickey Medlock**, Sytia Messer, **Jonathon Modica**, Nick Schmidt, Jerry Spencer, Randy Stephens, Kim Storey Chronister
- 2019 Mike Bender, Tony Cherico, Bill Dorothy, Greg Kolenada, Jim Mabry, Ruthie Miller, Krystal Osborne, Maria Pavlidou, Dean Pryor, Tag Ridings, **James "Doc" Sexton**, Tim Siegel, Gerald Skinner, Shelly Wallace, Kevin Campbell, **James Cathcart**, Dick Cunningham David Dickey, **Joe Johnson**, David Lingmerth, Anthony Lucas, Hal McAfee, Aurelija Miseviciute, LaShaunte'a Moore, Tiffany Woolley Moyer, Wallace Spearman Jr., Martin Smith, Tommy Trantham, Lee Yoder
- 2020 **Corey Beck**, Ralph Kruas, Amanda McCurdy, Darren McFaden, Ken Turner
- 2021 Brian Wellman, **Clint McDaniel**, George Stewart, Robert Farrell, Tiffany Wooley Moyer, Sandi Morris
- 2022 Joe Adams, Bill Bakewell, Gary Blair, Ruth Cohoon, Ray Doakes, Katherine Grable, **Ron Huery**, Andy Skeels, Dale White
- 2023 Marc Brumble, Taylor Ellis-Watson, **Lenzie Howell**, Kimberly Wilson Jenkins, Oskar Johansson, Felix Jones, Honey Marsh), Houston Nutt, David Swain



ARKANSAS MBB

In 2022-23, the Razorbacks beat eventual NCAA runner-up San Diego State in Maui and reached the NCAA Sweet 16 for the third-straight year thanks to a win over #1 seed Kansas in the NCAA 2nd Round.



IN THIS SECTION

Season Notes.....	74-79
SEC Standings / National Polls.....	80
Razorbacks in the NCAA & SEC Stats	80
Results	81
Player Overall Season & SEC Statistics	82
Postseason Statistics.....	83
Arkansas Team Game-By-Game Stats	84
Opponent Game-By-Game Stats.....	85
Game-By-Game Pts-Rebs-Assists / Lineups.....	86
Game-By-Game Player Highs	87
2022-23 Box Scores	88-96

RAZORBACK HONORS

CADE ARBOGAST

- SEC Winter Academic Honor Roll

ANTHONY BLACK

- Kyle Macy National Freshman of the Year Finalist
- Kyle Macy Freshman All-American
- NABC All-District 20 (2nd team)
- All-SEC Coaches (2nd team)
- SEC All-Freshman Team
- CBS Sports/USBWA National Freshman of the Week (11/22)
- Maui Invitational All-Tournament Team
- SEC co-Freshman of the Week (11/28)

LAWSON BLAKE

- SEC Winter Academic Honor Roll

RICKY COUNCIL IV

- USBWA All-District VII
- All-SEC Coaches (2nd team)
- All-SEC AP (2nd team)
- SEC Player of the Week (12/5)
- USBWA Midseason Oscar Robertson Player of the Year Watch List

DAVONTE DAVIS

- SEC All-Defensive Team
- SEC Winter Academic Honor Roll

BARRY DUNNING JR.

- First Year SEC Academic Honor Roll

DERRIAN FORD

- SEC Community Service Team
- First Year SEC Academic Honor Roll

NICK SMITH JR.

- CBS Sports/USBWA National Freshman of the Week (12/13)
- Dick Vitale Star of the Week - Diaper Dandy (12/12)
- SEC co-Freshman of the Week (12/12)
- SEC Freshman of the Week (2/27)



2022-23 Highlights

• Was 24-14 overall

- ^ Won at least 20 games for 36th time in this the program's 100th season.
- ^ Won at least 20 games for fourth straight year (all under Eric Musselman). It is the first time since 1994-95 the program had at least 20 wins for four-straight seasons. NOTE: Arkansas had 9-straight, 20-win seasons from 1976-77 to 1984-85 (years 2-10 of Eddie Sutton era) and had 9-straight, 20-win seasons from 1987-88 to 1995-96 (years 2-10 of the Nolan Richardson era).
- ^ Arkansas' 95 wins over the last four seasons is most by any SEC program and 11th-most by any NCAA program over the span. The 75 wins over the last three years are the most since the Razorbacks won 83 from the 1993-94 season to the 1995-96 season.
- ^ 95 wins in the four-year Eric Musselman era is the best start to a Razorback coaching tenure. (Eddie Sutton won 94 games in his first four seasons.)

• Reached the Sweet 16 for the third straight year

- ^ Arkansas, Houston, Gonzaga and UCLA are the only four schools to reach the Sweet 16 in each of the last three years.
- ^ It was the Hogs 14th Sweet 16.
- ^ It was the first time Arkansas has made three straight Sweet 16 appearances since earning three straight in 1994 (national champion), 1995 (national runner-up) and 1996 (Sweet 16).
- ^ Arkansas' eight wins in the NCAA Tournament over the past three seasons were more NCAA wins than the program had experienced in the previous 25 seasons (7 dating back to 1996).

• Ranked 21st in the final coaches poll

- ^ It marked the third straight year the Razorbacks finished the year ranked among the coaches top 25. (NOTE: Arkansas was not in the final AP poll. The AP final poll occurs prior to the NCAA Tournament and the Coaches final poll occurs after the NCAA Tournament.)
- ^ LAST THREE YEARS IN FINAL COACHES POLL: 6th ('21) • 8th ('22) • 21st ('23)
- ^ The last time Arkansas finished in the coaches final top 25 was poll was 1994 (#1), 1995 (#2) and 1996 (18th).

At the NCAA Tournament; Beaten by Champion

- Arkansas earned its 36th NCAA bid and 3rd straight ... making its third straight Sweet 16.
- ^ It is the first time since 2006, '07, and '08 the Hogs have played in three consecutive NCAA Tournaments.
- ^ This is just the second time Arkansas has reached the NCAA Sweet 16 in at least three straight seasons. The other time was a four-year stretch in 1996 (Sweet 16), '95 (National Runner-up), '94 (National Champion) and '93 (Sweet 16).
- The Razorbacks own a 50-34 all-time record in NCAA action.
- In two of the last three years, Arkansas season lost to the eventual NCAA Champion. In 2021, Arkansas fell to Baylor in the Elite 8 and in 2023, Arkansas lost to UConn in the Sweet 16.

3rd Straight Year Versus #1

- For the third straight year, Arkansas faced a #1 seed in the NCAA Tourney.
- ^ 2021: Arkansas lost to #1 seed (#3 ranked) Baylor in the Elite 8.
- ^ 2022: Arkansas defeated #1 overall seed Gonzaga in the Sweet 16.
- ^ 2023: Arkansas defeated #1 seed (#4 ranked) Kansas in the 2nd round.
- The last program to beat #1 seeds in back to back years was Butler in 2010 and '11. Ironically, Butler, like Arkansas in 2023, was a #8 seed in 2011.
- Arkansas is the fourth team EVER to defeat the #1 seed in their region in back-to-back NCAA Tournaments (CBSSportsCBB), joining Duke (1988-90); UCLA (2006-07) and Butler (2010-11).

Most Wins Among SEC/NCAA Since Muss Arrival

- Since Eric Musselman's arrival, Arkansas leads the SEC in overall wins (95), overall home wins (60) and third SEC home wins (27) while ranking 11th in the NCAA in overall wins (95).

OVERALL WINS	SEC ONLY WINS	OVERALL HOME WINS	SEC HOME WINS	MOST WINS NCAA SINCE MUSS @ ARK
ARK 95	BAMA 49	ARK 60	BAMA 29	Gonzaga 121
BAMA 92	UK 49	TENN 54	AUB 28	Houston 116
AUB 87	AUB 44	AUB 54	ARK 27	Kansas 111
TENN 87	TENN 44	UK 53	UK 27	San Diego State 108
UK 81	ARK 41	LSU 51	TENN 27	Baylor 104
MS ST 77	FLA 38	BAMA 50	LSU 24	Liberty 102
LSU 76	A&M 36	MS ST 49	MS ST 23	Arizona 99
A&M 76	MS ST 35	A&M 48	FLA 23	UCLA 99
FLA 70	LSU 34	MIZ 44	A&M 20	Belmont 98
				Duke 97
				ARKANSAS 95
				Southern Cal 95

Arkansas and Houston are the only two teams to reach the NCAA Elite 8 in each of the last two seasons

Black, Council, Davis Earn SEC Honors

- Three Razorbacks were honored by the conference coaches as Anthony Black was voted second team All-SEC and to the SEC All-Freshman team; Ricky Council IV was tabbed second team All-SEC; and Davonte Davis was named to the SEC All-Defensive team.
- Council was also named second team All-SEC by the Associated Press.
- This is the second straight year two Razorbacks were named to the coaches all-conference team and the 12th time multiple Razorbacks were honored in the same season. Davis gives Arkansas a member of the SEC All-Defensive team for the second-straight year and the seventh time since 2008.

Black, Council Add All-District Honors

- Anthony Black was voted NABC All-District 20 second team. The NABC All-District team has been around since 2004 and at least one Razorback has been represented in each of the 20 seasons.
- Ricky Council IV earned USBWA All-District VII. A Razorback has been named the USBWA All-District team 55 times since 1960.

Black Named a Kyle Macy National Freshman of the Year Finalist; All-American

• Anthony Black was named 1 of 25 finalists for the 2023 Kyle Macy National Freshman of the Year, presented by CollegelInsider.com. By virtue, he was named to the Kyle Macy Freshman All-America team.

One & Done x3: Black, Smith, Walsh Top 40 NBA Picks; Council Signs With 76ers

- **Anthony Black** (#6 overall to the Orlando Magic) and teammate **Nick Smith Jr.** (#27 overall to the Charlotte Hornets) were the first Razorback teammates taken in the first round of the same NBA Draft since 1992. In the second round, Arkansas had **Jordan Walsh** go with the 38th overall pick by the Boston Celtics.
- Overall, Arkansas had three players selected in the 2023 NBA Draft, the most since 1992 (4), just the fourth time as many as three went in the same year with 1982 (3) and 1979 (2) and the 10th time more than one Razorback was picked in the same draft. Arkansas and UCLA were the only programs with three players drafted in 2023 but Arkansas was the only one to have three taken within the top 40 picks.
- The Philadelphia 76ers wasted little time after the draft concluded by picking up perhaps the best free agent available as the organization signed Arkansas' **Ricky Council IV** to a two-way contract.

RAZORBACK NBA DRAFT NOTES:

- **Black** is the 42nd Razorback to be drafted, 14th first rounder and ties for the second-highest Razorback drafted.
- Black is the first Razorback drafted by Orlando. In fact, he will be the first Razorback to ever play for the Magic.
- Black ties Joe Kleine (#6 overall to the Sacramento Kings in 1985) as the second-highest Razorback to be picked. Sidney Moncrief (#5 overall to the Milwaukee Bucks in 1979) is the highest Razorback to be drafted.
- Black is the seventh Razorback to be a Lottery Pick (instituted in 1985) and the second in the Eric Musselman era, joining Moses Moody (#14 overall by Golden State Warriors) in 2021.
- **Smith** is the 43rd Razorback to be drafted, 15th first rounder and 15th highest-ranked Razorback drafted.
- Smith is the first Razorback drafted by Charlotte.
- Black and Smith joined the 1992 trio of Todd Day (8th overall), Oliver Miller (22nd overall) and Lee Mayberry (23rd overall) as the only Razorback teammates to be drafted in the first round in the same year.
- **Walsh** is the 44th Razorback to be drafted and ties Daniel Gafford for the 20th-highest Razorback drafted. He is the 25th Razorback picked in the top two rounds.
- Walsh is the third Razorback selected by the Celtics, joining Joe Johnson and Marvin Delph.
- Black, Smith and Walsh are the second, third and fourth one-and-dones in Razorback history. All four Razorback one-and-dones have come under head coach Eric Musselman as Moses Moody was the first one-and-done in 2021.
- This marks the fifth-straight year at least one Razorback has been taken in the NBA Draft, joining Daniel Gafford (2019), Isaiah Joe (2020), Moses Moody (2021) and Jaylin Williams (2022).
- This also marks the fifth-straight year Coach Musselman has had a player drafted joining Cody Martin (2019 at Nevada), Joe, Moody and Williams.

Hogs Experienced Sweet 16 Competition During Season; Maui was Mini NCAA

- Arkansas had one of the tougher schedules in the country, one that included playing four teams – Alabama twice, San Diego State and Creighton in Maui, and at Tennessee – that reached the Sweet 16.
- Overall, Arkansas played 17 games against 11 NCAA teams in the regular season and SEC Tournament. In fact, each of the Razorbacks final eight games were versus NCAA teams (at Alabama, at Tennessee and vs Kentucky to close the regular season, then versus Auburn and Texas A&M in the SEC tournament, then the Razorbacks' three games in the NCAA Tournament vs Illinois, Kansas and UConn).
- Oh, and for good measure, Arkansas played Texas in an exhibition game to officially open the Longhorns' new Moody Center.
- Overall, of the six teams that played in the 2022 Maui Invitational, four made the NCAA Tournament, including national runner-up San Diego State, Elite 8 team Creighton, Sweet 16 team Arkansas and #2 seed national seed Arizona.

NET Gains

- In the nine games leading into the NCAA Tournament, Arkansas went 3-6 (with four losses by six points or less and five of the nine being on the road) but stayed inside the NCAA NET top 25.
- Arkansas finished #20 in the NCAA NET, which was one spot higher than it was last season when Arkansas was a #4 seed in the NCAA Tournament and reached the Elite 8.
- Arkansas was #28 in the NET prior to winning at Kentucky on Feb. 7. After the UK win, Arkansas climbed to #23 and stayed in the top 25 the rest of the season, getting to as high as #14 after an 86-83 loss at Alabama (Feb. 25).

WHY WAS ARKANSAS' NCAA NET SO GOOD?

- Arkansas faced nine teams in final AP and Coaches top 30 with wins over five (Texas A&M, Missouri, vs San Diego State, at Kentucky and vs Kansas).
- Arkansas had the **#2 STRENGTH OF SCHEDULE** in the nation (WarrenNolan.com) behind Alabama.
- Arkansas was 11-2 in regular-season, non-conference games and those 13 teams Arkansas faced had good seasons. In fact:
 - Arkansas' **NON-CONFERENCE RPI WAS #3 AND NON-CONFERENCE STRENGTH OF SCHEDULE WAS #4** (WarrenNolan.com)
 - 10 of the 13 non-conference, regular-season teams finished inside the NCAA NET 150
 - 11 of the 13 were among their league's top 5 including
 - ^ 3 regular-season champions (UNC Asheville, Bradley and San Diego State)
 - ^ 2 that were runners-up (Fordham and South Dakota State)
 - ^ 4 that finished 3rd (North Dakota St., Creighton, Baylor & UNC Greensboro) ... UNCG was just 1 game out of 1st behind co-champs
 - 9 of the 13 had at least 18 wins ... including **SIX 20-game winners** and **TWO 19-game winners**
- OF THE 26 TEAMS ARKANSAS PLAYED (non-conference and conference), **11 MADE IN THE NCAA TOURNAMENT** and Arkansas had at least one win over 6 of those 11.
- Arkansas played perhaps the toughest SEC schedule as well
 - Of the five teams it played twice, 4 were the top 4 seeds at the SEC Tourney (#1 Bama, #2 TX A&M, #3 UK and #4 Mizzou)
 - Arkansas was the only SEC team to play four of its first six SEC games on the road.
 - Arkansas' last three road games were at #17 Texas A&M, at #1 Alabama and at #20 Tennessee.
 - 4 of Arkansas' last 6 regular-season were versus teams in the SEC top four (at TX A&M, at Bama, at UT and vs UK).

Musselman Gets Win #20 and #200; Muss in the NCAA Tourney/Postseason

- With the win over Auburn to open the SEC Tournament, Eric Musselman and the Razorbacks picked up win #20 this season.
 - **Musselman has won at least 20 games in each of his eight seasons as a collegiate head coach.**
- On Feb. 7, 2023, at Kentucky, Eric Musselman picked up his 200th win as a collegiate head coach.

2022-23 MISCELLANEOUS STATS

RECORD BREAKDOWN

At Bud Walton Arena	2022-23: 13-3	Muss Era: 60-9
On The Road	2022-23: 2-8	Muss Era: 16-24
Neutral Site	2022-23: 7-3	Muss Era: 19-9
White "Razorback" Uni	2022-23: 2-1 *	Muss Era: 19-1 *
White '94 "Razorback" Uni	2022-23: 3-1 !	Muss Era: 23-7 !
White "Hog" Uni	2022-23: 3-1	Muss Era: 16-4
White "Arkansas" Uni	2022-23: 2-1	Muss Era: 8-1
White "Hog A" Uni	2022-23: 3-1	Muss Era: 3-1
White "Slobbering Hog" Uni	2022-23: 0-1	Muss Era: 0-1
Pink "Arkansas" Uni	2022-23: 1-0	Muss Era: 1-0
Cardinal "Arkansas" Uni	2022-23: 0-1	Muss Era: 10-15
Cardinal "Razorback" Uni	2022-23: 1-0	Muss Era: 2-3
Cardinal Camo "Arkansas" Uni	2022-23: 2-0 ^^	Muss Era: 4-0 ^^
Cardinal "Hog" Uni	2022-23: 2-2	Muss Era: 5-3 +
Cardinal "Arkansas Razorbacks" Uni	2022-23: 1-1	Muss Era: 1-1
Cardinal "Slobbering Hog" Uni	2022-23: 1-1	Muss Era: 1-1
Cardinal '94 "Razorback" Uni	2022-23: 1-2 ~	Muss Era: 1-2 ~
Anthractive Uni	2022-23: 0-1	Muss Era: 1-2

* L at Vandy '23 • 1 L at Baylor • - home W vs Fla '22
^ home W vs Fordham & Ole Miss '22-23 • - home W vs Tenn '22

GENERAL

When ARK controls tip	2022-23: 14-5	Muss Era: 62-19
When OPP controls tip	2022-23: 8-9	Muss Era: 33-23
When ARK scores first	2022-23: 12-5	Muss Era: 55-16
When OPP scores first	2022-23: 10-9	Muss Era: 40-26

LEADS AND DEFICITS

Leading at the half	2022-23: 16-6	Muss Era: 72-9
2022-23: home: 11-0 road: 1-5 neutral: 4-1		
Trailing at the half	2022-23: 5-7	Muss Era: 20-29
2022-23: home: 3-2 road: 0-3 neutral: 2-2		
Tied at the half	2022-23: 0-1	Muss Era: 2-1
2022-23: home: 0-1 road: 0-0 neutral: 0-0		

'22-23 W/ 5:00 left	Leading: 19-3 Trailing: 3-10 Tied: 0-1
• Muss Era	Leading: 84-6 Trailing: 9-34 Tied: 2-2
'22-23 W/ 2:00 left	Leading: 20-0 Trailing: 2-12 Tied: 0-2
• Muss Era	Leading: 85-5 Trailing: 8-33 Tied: 1-4

GMS decided by 1-to-5 pts	2022-23: 4-5	Muss Era: 19-16
GMS decided by 6-to-10 pts	2022-23: 5-4	Muss Era: 23-13
GMS decided by 11+ pts	2022-23: 13-5	Muss Era: 53-13
Overtime games	2022-23: 1-0	Muss Era: 5-3

OFFENSE

Scoring less than 70 points	2022-23: 5-9	Muss Era: 19-20
Scoring 70-79 points	2022-23: 9-2	Muss Era: 36-16
Scoring 80-89 points	2022-23: 6-3	Muss Era: 25-6
Scoring 90-99 points	2022-23: 2-0	Muss Era: 12-0
Scoring 100+ points	2022-23: 0-0	Muss Era: 3-0
1-2 Hogs in Double Figures	2022-23: 0-5	Muss Era: 4-12
3 Hogs in Double Figures	2022-23: 11-4	Muss Era: 38-20
4 Hogs in Double Figures	2022-23: 9-5	Muss Era: 38-8
5-7 Hogs in Double Figures	2022-23: 2-0	Muss Era: 23-2
8+ Hogs in Double Figures	2022-23: 0-0	Muss Era: 1-0
At least 1 Hog Scores 20+	2022-23: 11-7	Muss Era: 45-20
2+ Hogs Score 20+	2022-23: 4-2	Muss Era: 19-9

FG% (Muss Era)	50%+ : 10-1 (27-2) 49.9-40% : 10-7 (54-25) <40% : 2-5 (13-14)
3FG% (Muss Era)	40%+ : 5-3 (21-6) 39.9-30% : 7-3 (31-14) <30% : 10-7 (43-21)

REBOUNDING/TURNOVERS

Out-rebounding opponent	2022-23: 17-3	Muss Era: 57-9
Out-rebounded by opp.	2022-23: 5-9	Muss Era: 33-31
Rebounds are even	2022-23: 0-2	Muss Era: 4-3
Grabbing 10+ off reb	2022-23: 10-10	Muss Era: 50-24
Forcing 15+ turnovers	2022-23: 13-5	Muss Era: 51-21
Committing less than 15 TO	2022-23: 14-9	Muss Era: 69-21

BY MONTH

In November	2022-23: 6-1	Muss Era: 21-1
In December	2022-23: 5-1	Muss Era: 20-5
In January	2022-23: 4-5	Muss Era: 19-14
In February	2022-23: 4-4	Muss Era: 20-11
In March	2022-23: 3-3	Muss Era: 15-9
In April	2022-23: 0-0	Muss Era: 0-0

LED HIS TEAM IN SCORING (INCLUDES TIES)

Player	18-19	19-20	20-21	21-22	22-23	Career
Black				8	8	8
Brazile			0	2	2	2
Council IV		3	10	11	24	24
Davis		3	1	8	12	12
Graham	0	0	3	4	7	7
Johnson	0	5	RS	0	0	5
Kel Mitchell	0	2	11	0	13	13
Khi Mitchell	0	0	4	0	4	4
Smith				5	5	5
Walsh				1	1	1

LED HIS TEAM IN REBOUNDING (INCLUDES TIES)

Player	18-19	19-20	20-21	21-22	22-23	Career
Black				2	2	2
Brazile			7	5	12	12
Council IV		4	3	2	9	9
Davis		2	0	5	7	7
Graham	0	6	8	2	16	16
Johnson	2	8	RS	2	4	16
Kel Mitchell	0	5	8	4	17	17
Khi Mitchell	0	2	15	12	29	29
Walsh				4	4	4



- **MUSSELMAN IS 8-3 AS ARKANSAS HEAD COACH IN THE NCAA TOURNAMENT.**
- **OVERALL, MUSSELMAN IS 10-6 IN THE NCAA TOURNAMENT & 25-13 IN THE POSTSEASON** (conference, CBI and NCAA).
- **Musselman has led his teams to each of the last six NCAA Tournaments held** (three at Nevada and three at Arkansas).
- **In the last five NCAA Tournaments held, Musselman's teams have now reached four Sweet 16's including two Elite 8's.**

Notes From the Illinois Win

- Arkansas shot just 33.3% from the field in the second half, but was 15-of-17 at the line to seal the win.
- It was the first time Arkansas had ever beaten Illinois. The Illini won the previous five meetings (1949, 2001, 2002, 2003 and 2004).
- However, Arkansas improved 6-1 all-time versus current Big 10 teams in the NCAA Tournament.
- Ricky Council IV recorded his first double-double as a Razorback and third of his career getting 18 points and 10 rebounds.
- Jordan Walsh was an amazing +22 in the Illinois game.

Notes From the Kansas Win

- Devo Davis was spectacular in the second half and Ricky Council IV was clutch down the stretch. Davis poured in 25 points, including 21 in the second half, to help erase a 12-point deficit in the second half. While Davis fouled out late, Council sealed the victory by scoring 11 of the Hogs' final 15 points, including the final five from the line.
- Arkansas was down eight at halftime. Entering the game, the Kansas Jayhawks were 47-0 all time in the NCAA Tournament when leading by at least eight points at halftime. Kansas was also 26-0 this season when leading at the half.
- Despite all its success in the NCAA, Arkansas improved to just 12-10 in NCAA second round games and has won three straight.
- This year, Arkansas improved to 3-9 when trailing with 5:00 left and 2-11 when trailing with 2:00 left.

Most Fortuitous Missed Free Throw of the Year Came at Kansas

- Ricky Council IV was 10-of-11 at the line in the Kansas win and his one miss proved to be one of the most pivotal plays in the game.
- With the game tied at 67, Council was fouled with 23 seconds left. He made the first then missed the second.
- Jordan Walsh, on the advise from Kamani Johnson, spun and was able to tip the miss, which hit the bottom of the backboard and went back toward Council. Council grabbed the ball, attacked the basket again and was fouled again.
- Council then sank the two free throws to put the Hogs up three with 23 seconds left.

HONORABLE MENTION

- At Baylor, Arkansas was down three with two seconds left. Arkansas missed a free throw and executed a play it practiced many times, getting the rebound and throwing the ball to the corner to a last second 3-pointer. Arkansas missed that time, but the execution was flawless.

AB Had A+ Season

- Anthony Black had the best overall season by a Razorback freshman in program history.
- **HE WAS THE ONLY PLAYER IN THE SEC TOP 25 IN Scoring • Rebounding • Assists • Steals • Blocked Shots**
- **3rd in steals (2.06) • 5th in assists (3.92) • 18th in scoring (12.78) • 23rd in blks (0.61) • 24th in rebs (5.06)**
- LED the SEC IN MINUTES: (34:51) ... 4th-most total minutes (1,253) by a Hog in a season ... Played all 40 minutes in regulation 3x & all 20 minutes of a half 19x.
- **Set Arkansas freshman season records in steals (74) • steals/gm (2.06) • Minutes (1,253) • Min/gm (34:51) • FT Att (190) • Games (36) • Starts (36)**
- Was the only Razorback to start all 36 games
- **Is THE ONLY player in Razorback history to reach 450+ points, 180+ rebounds and 140+ assists in a season (460-182-141)**
- IN THE UA SEASON RECORD BOOK: 38 SEC Assists (T-3rd); 82 SEC Assists (9th)

Mr. March

- Davonte Davis is better known as Devo. After the Kansas game, he may have cemented the name Mr. March in Arkansas lore.
- **As a freshman**, Davis played sporadically during the regular season, but saw his time increase as the postseason approached, namely for his incredible defense. He then started all four games in the Razorbacks' Elite 8 run, scoring double figures in all four games.
- Vs Texas Tech, Coach Musselman said Davis had one of the best defensive games he had ever seen when he shut down sharp shooter Mac McClung to just 2-of-6 FG (1-2 3PT) in 35:03 played, including 0-of-2 in the second half.
- Vs Oral Roberts, Davis drained a jumper with three seconds left to give Arkansas the 72-70 win in the Sweet 16.
- **This year**, Davis was been spectacular in the twp postseason wins.
- He had 16 points, six rebounds and four steals in the Illinois game.
- He had 25 points and eight rebounds in the Kansas win. **MORE SPECIFICALLY, he scored 21 in the second half.**
- **EVEN MORE SPECIFICALLY**, with Arkansas down 11, Davis scored 14 of Arkansas' 18 points (including 10 straight) to get to within two (prior to Jordan Walsh's 3-pointer to a 52-51 lead).

IN THE 2023 NCAA TOURNEY: 14.7 ppg • 6.0 rpg • 36.4 3PT% • 85.7 FT%

MOST CAREER POINTS BY RAZORBACKS IN NCAA GAMES

1. Corliss Williamson	303
2. Todd Day	240
3. Scotty Thurman	224
4. Lee Mayberry	184
5. Oliver Miller	159
6. Sidney Moncrief	153
7. Clint McDaniel	151
8. Lenzie Howell	142
9. Davonte Davis	132
10. Dwight Stewart	126

High Council

- Ricky Council IV struggled in the SEC Tournament, scoring a combined 12 points on 3-of-14 shooting from the field and just 6-of-9 from the foul line.
- In the two NCAA wins, Council returned to his attacking ways, scoring 18 points versus Illinois (11-of-12 FT) and 21 versus Kansas (10-of-11 FT).
- Recorded a double-double versus Illinois grabbing 10 rebounds.
- Added six rebounds and four assists in the Kansas win.

IN THE 2023 NCAA TOURNEY: 18.7 ppg • 6.3 rpg • 90.6 FT% (29-of-32) • 3 BLKS

One Glorious Game

- Arkansas played exactly one game this year with all 15 players available for the whole game. It was Game 8 on Dec. 3 versus San Jose State. Ironically, all 15 Razorbacks played and, by no coincidence, it was Arkansas' best game of the season.
- Nick Smith missed the first 6 games and played just 6 minutes in game seven versus Troy.
- Davonte Davis missed game seven versus Troy.
- Trevon Brazile suffered a season-ending injury in the first half of game 9 versus UNCG.
- Versus San Jose State, Arkansas won 99-58 ... its largest margin of victory this season. Also:
 - Arkansas shot 62.7% (37-of-59) from the field and 61.5% (8-of-13) from 3-point range.
- It was the best overall FG% shooting night by an Eric Musselman collegiate team.
- It was the best 3-point shooting percentage night by a Eric Musselman collegiate team (with at least 10 attempts).

Just a Minute ... or 20 ... or 40

ARKANSAS HAD THE 3 TOP 6 PLAYERS AMONG THE SEC IN MINUTES PLAYED.

- Anthony Black 1st - 34:51
- Ricky Council IV 3rd - 34:08
- Devo Davis 6th - 33:07

TIMES A RAZORBACK PLAYED ALL 40 MINUTES IN REGULATION

- Ricky Council IV 6 Creighton; Oklahoma; at LSU; at Vandy; at South Carolina; vs Kansas
- Anthony Black 3 Troy; at LSU; at South Carolina
- Davonte Davis 2 LSU; at South Carolina
- Jordan Walsh 1 Ole Miss

TIMES A RAZORBACK PLAYED ALL 20 MINUTES IN A HALF

- Ricky Council IV 23 Fordham (1st) • vs Louisville (1st) • vs Creighton (1st & 2nd) • vs San Diego St. (2nd, plus 5 in OT) • Troy (2nd) UNCG (2nd) • Oklahoma (1st & 2nd) • UNCA (1st) • LSU (1st & 2nd) • Bama (2nd) • at Vandy (1st & 2nd) LSU (2nd) • at Baylor (2nd) • Texas A&M (2nd) • at S. Caro (1st & 2nd) • at UK (2nd) • vs Illinois (1st) vs Kansas (1st & 2nd)
- Anthony Black 19 vs Creighton (2nd) • vs San Diego St. (2nd, plus 5 in OT) • Troy (1st & 2nd) • UNCG (2nd) • at LSU (1st & 2nd) Missouri (2nd) • at Auburn (2nd) • at Missouri (2nd) • LSU (2nd) • Texas A&M (2nd) • at S. Caro (1st & 2nd) Miss State (2nd) • at Texas A&M (2nd) • vs Florida (1st) • vs Kentucky (2nd) • vs Auburn (2nd)
- Devo Davis 15 ND State (2nd) • UNCA (1st) • at LSU (2nd) • Missouri (2nd) • Bama (2nd) • at Vandy (2nd) • LSU (1st & 2nd) A&M (2nd) • at S. Caro (1st & 2nd) • at UK (2nd) • at A&M (2nd) • at Bama (2nd) • at Tenn (2nd) vs Auburn (2nd) • vs Illinois (1st)
- Jordan Walsh 4 vs Creighton (2nd) • vs San Diego St. (2nd, plus 5 in OT) • Ole Miss (1st & 2nd)
- Nick Smith Jr. 3 UNCG (1st) • at Bama (2nd) • vs Kentucky (2nd)
- Trevon Brazile 1 vs San Diego St. (2nd, plus 5 in OT)

Hot-Shooting Hogs • Points in the Paint, Mostly at the Rim via Dunks

- Arkansas ranked in the three hundreds in 3-pointers attempted and made.
- However, Arkansas had great success shooting the ball inside the arc, mostly in the paint ... specifically at the rim.
 - Despite its struggles from deep, Arkansas RANKED 2nd THE SEC (60th in NCAA) in field goal percentage (.466).
 - Arkansas shot over 50% from the field 11 times in 2022-23.
- Arkansas shot 63.8% in the Georgia win.
 - The best FG% by a Razorback team in an SEC game and the best by any Eric Musselman-coached college team
 - Arkansas shot a then season-best 62.7% twice this season
 - Versus San Jose State (37-of-59) ... scoring a season-high 99 points
 - At Kentucky (32-of-51) which was the program record for best FG% in an SEC game prior to the Georgia game
- ARKANSAS SHOT 52.5% INSIDE THE ARC (796-of-1,516)
 - Arkansas outscored its opponents in the paint 1,216-1,052 (+164).
 - Arkansas scored 40-plus points in the paint in 14 times including five games with 50-plus points:
 - 58 vs Oklahoma • 54 vs Fordham • 52 vs San Jose State • 52 vs Florida • 50 vs UNCA
- Arkansas had 158 dunks in 36 games (4.39 per game)
 - including 11 vs Louisville; 8 vs UNCA and vs Kentucky; 7 vs Oklahoma, at Kentucky, vs Florida and vs Auburn; and 6 5x.

Above The Rim; Most Dunks & Blocks in Muss Era

- Arkansas has SIX PLAYERS with wing spans over seven feet.
 - Team wing span average this year is 6-9
- Not only is the 2022-23 edition of Razorback basketball long ... they are athletic too.
- Arkansas teams under Coach Musselman have been described in many positive attributes. However, explosive has not been one of them. Yes, the Razorbacks have seen their share of explosive players, but not a team. That is a change in 2022-23.

DUNKS IN MUSS ERA

Year	Dunks	Gms	Avg.	Leader
2019-20	67	32	2.09	22 by Adrio Bailey
2020-21	95	32	2.97	36 by Justin Smith
2021-22	103	37	2.78	27 by Stanley Umude
2022-23	158	36	4.39	32 by Ricky Council IV

BLOCKED SHOTS IN MUSS ERA

Year	Blks	Gms	Avg.	Leader
2019-20	125	32	3.91	45 by Adrio Bailey
2020-21	158	32	4.94	51 by Connor Vanover
2021-22	153	37	4.14	41 by Jaylin Williams
2022-23	182	36	* 5.06	49 by Khi & 45 by Khel * - 14th in the NCAA

Thanks to A&M; Razorbacks Were 14th in NCAA for Rejections

- Arkansas ranked 14th in the NCAA and 4th THE SEC by averaging 5.06 blocked shots per game. Arkansas was actually leading the SEC in blocked shots but only had three vs Kansas and one vs UConn to surrender the lead to Florida (5.18).
- Arkansas blocked at least five shots 20 times, including 10 times over the last 16 games.
- Arkansas blocked 182 shots to tie for 5th on the school's single-season list.
 - In SEC games only, Arkansas blocked 96 shots, which ranked third for a season and three shy of the school record.
- Two of Arkansas' most productive games blocking shots came against Texas A&M.
 - On Jan. 31 - the birthday for Makhi and Makhel Mitchell - Arkansas had 13 blocked shots.
 - Makhel had seven and Makhi three.
 - The seven blocks by Khel Mitchell were the most by any Musselman-coached, college player.





2023 SEC HONORS

FIRST TEAM ALL-SEC - COACHES

Brandon Miller, Alabama
Colin Castleton, Florida
Oscar Tshiebwe, Kentucky
Tolu Smith, Mississippi State
Kobe Brown, Missouri
Santiago Vescovi, Tennessee
Wade Taylor IV, Texas A&M
Liam Robbins, Vanderbilt

SECOND TEAM ALL-SEC - COACHES

Mark Sears, Alabama
ANTHONY BLACK, ARKANSAS
RICKY COUNCIL IV, ARKANSAS
Johni Broome, Auburn
Wendell Green Jr., Auburn
KJ Williams, LSU
Zakai Zeigler, Tennessee
Tyrece Radford, Texas A&M

SEC ALL-FRESHMAN - COACHES

Jaden Bradley, Alabama
Noah Clowney, Alabama
Brandon Miller, Alabama
ANTHONY BLACK, ARKANSAS
Riley Kugel, Florida
Chris Livingston, Kentucky
Cason Wallace, Kentucky
Gregory "GG" Jackson II, South Carolina
Julian Phillips, Tennessee

SEC ALL-DEFENSIVE - COACHES

Charles Bediako, Alabama
DAVONTE DAVIS, ARKANSAS
Colin Castleton, Florida
Zakai Zeigler, Tennessee
Liam Robbins, Vanderbilt

"OF THE YEAR" HONORS - COACHES

Co-Coach of the Year: Buzz Williams, Texas A&M
Jerry Stackhouse, Vanderbilt
Player of the Year: Brandon Miller, Alabama
Scholar-Athlete of the Year: Kobe Brown, Missouri
Freshman of the Year: Brandon Miller, Alabama
Co-Sixth Man of the Year: Jahvon Quinerly, Alabama
Antonio Reeves, Kentucky
Defensive Player of the Year: Liam Robbins, Vanderbilt

SEC COMMUNITY SERVICE TEAM

Noah Gurley, Alabama
DERRIAN FORD, ARKANSAS
Jaylin Williams, Auburn
Trey Bonham, Florida
Jabri Abdur-Rahim, Georgia
CJ Fredrick, Kentucky
KJ Williams, LSU
Jaemyn Brakefield, Ole Miss
Isaac Stansbury, Mississippi State
Ben Sternberg, Missouri
Hayden Brown, South Carolina
Josiah-Jordan James, Tennessee
Henry Coleman III, Texas A&M
Liam Robbins, Vanderbilt

FIRST TEAM ALL-SEC - AP

Kobe Brown, Missouri
u-Wade Taylor IV, Texas A&M
Brandon Miller, Alabama
Tolu Smith, Mississippi St.
u-Oscar Tshwiebe, Kentucky

SECOND TEAM ALL-SEC - AP RICKY COUNCIL IV, ARKANSAS

Zakai Zeigler, Tennessee
Colin Castleton, Florida
Liam Robbins, Vanderbilt
KJ Williams, LSU

"OF THE YEAR" HONORS - AP

SEC Player of the Year: Brandon Miller, Alabama
SEC Coach of the Year: Buzz Williams, Texas A&M
SEC Newcomer of the Year: Brandon Miller, Alabama

78
u-Unanimous selection

- The 13 blocked shots by the Razorbacks were the most by any Musselman-coached, college player.
- With that one game with 13 rejections, Arkansas moved from 34th to 18th in the NCAA in blocked shots.
- ^ In the SEC Tournament versus Texas A&M, Arkansas had 11 blocked shots.
- Maki Mitchell and Anthony Black each had four.
- Arkansas set a pro+gram record in an SEC Tournament game with 11 blocked shots.

Council Cracks 1,000 for Career

- Ricky Council IV scored his 1,000th point for his career in the win over Auburn in the SEC Tournament.
- ^ It was his first points of the game and, appropriately, was a dunk at the 12:43 mark.
- ^ He scored 581 points for the season and has 1,066 points for his career.

Black Sets Arkansas Frosh Records; Ranks 3rd Among NCAA Frosh in Steals

- Anthony Black had three steals vs Illinois, and five vs UConn to give him 74 for the season. He averaged 2.06 per game.
- ^ Black's 74 steals sets the program record for most by a Razorback freshman in a season.
- ^ Black's 74 steals were 13th-best in the NCAA and 3rd-best in the SEC.
- ^ Black's 2.06 steals per game ranked 3rd-best among NCAA freshman.
- ^ Black ranked 3rd in the SEC and 28th in the NCAA steals/gm (2.06).
- With 37:13 minutes played, Anthony Black set the program record for most minutes by a Razorback freshman with 1,216.
- ^ The previous mark was 1,203 by Patrick Beverley in 2006-07.
- Also set Arkansas freshman season records in FT Att (190) • Games (36 with Jordan Walsh) • Starts (36)

Black was THE ONLY Player Among SEC Top 25 in 5 Major Categories

- Anthony Black was THE ONLY player in the SEC to rank among the top 25 in five major categories (Pts • Rebs • Asts • Stl • Blk).
- 3rd in STEALS (2.06) • 5th in ASSISTS (3.92) • 18th in POINTS (12.78)**
23rd in BLOCKED SHOTS (0.61) • 24th in REBOUNDS (5.06)
- Black had at least two steals in a game 24 times, including 10 games with three or more.
- Black had at least five assists in a game 14 times, including nine games with six or more.
- Black scored in double digits 24 times, including five games with 20 or more points.
- Black had at least five rebounds in a game 22 times, including six games with seven or more.
- Black had at least 1 blocked shot in a game 18 times, including four with two or more.
- **FOR GOOD MEASURE, BLACKS LED THE SEC IN MINUTES (34:51).**

Fourth's Freebies; Led SEC and Enters ARK Record Book

- Ricky Council IV **LED THE SEC (11th NCAA) in free throws made (173)** and was **2nd in the SEC (18th in the NCAA) free throw attempts (218)**. Many of those came in his last 13 games when he was 81-of-103 (.786).
- ^ 8-10 at UK • 11-13 vs Miss State • 10-14 at Bama • 10-12 vs UK • 11-12 vs Illinois • 10-11 vs Kansas
- ^ Other big games include going 7-11 vs San Diego State, 11-13 in the win over Mizzou and 8-9 vs UConn.
- ^ Made 16 straight early in the year including 2-2 vs Troy, 6-6 vs San Jose State and UNC Greensboro.
- ^ Was 35-of-41 (.854) in the postseason (SEC and NCAA).
- **In the Arkansas record book:**
- Council's 173 free throws made overall rank 8th of the school's single-season top 10.
- IN SEC GAMES ONLY, Council's 87 free throws made AND 115 free throw attempts rank 5th for both categories

Devo Had An All-SEC-type Season; Did Earn SEC All-Defensive Team Honors

- Davonte Davis scored at a career-clip since SEC play began. He also continued to show he is one of the nation's best defensive players ... and doing so while playing nearly 40 minutes each game.
- In the win over Auburn in the SEC Tourney, he only scored seven points and had just one steal while **tying his career high with 10 rebounds**. However, that one steal came with 12 seconds left with Arkansas up one. He would be fouled and he made both free throws to put the Hogs up three. Then, on Auburn's final play, guarded Wendell Green's final shot, which missed to seal the Razorback win.
- In the Illinois win, Davis **had 16 points with six rebounds and four steals**. Then, versus Kansas, he put Arkansas on his back to score a **career-high 25 points - 21 in the second-half come-from-behind win - with eight rebounds**.
- **OTHER OFFENSIVE HIGHLIGHTS SINCE SEC PLAY BEGAN: Double-Digits 16x • 3+ assists 11x**
- Just missed a double-double with 18 points and 9 rebounds at Mizzou ... Had a team-best 18 points and tied for the team lead with nine rebounds
- Made three 3-pointers in both the Mizzou and Ole Miss games (just his 2nd and 3rd time to make at least three 3's) ... Including those two games, would made 3-plus 3's seven times in a 13-game span.
- Led Arkansas with 16 points vs LSU (7-of-8 FG and 2-of-2 3 PT) with seven rebounds.
- Added 16 points with a pair of 3-pointers and four assists at Baylor.
- Scored a **then season-high 19 points** vs Texas A&M while **tying his career-high with 4 3-pointers made** (4-of-8).
- Backed that up at South Carolina by scoring 15 and once again **tied his career-high with 4 3-pointers made** (4-of-10).
- Had 15 points at Kentucky but added a **season-high and SEC career-high seven assists**.
- Team high 14 points at Texas A&M and once again **tied his career-high with 4 3-pointers made** (4-of-10).
- After just 4 combined points in blowout wins over Florida and Georgia, **scored 21 at Alabama, making 3-of-4 3PT**
- For the first time in his career, he **led the team in points (13), rebounds (6), assists (2) and steals (3)** at Tennessee
- Led the team with four steals and scored 16 points with six rebounds.

Q: Is he a 3-Point Shooter? A: He is Devo

- Devo Davis has been one of the SEC top 3-point shooters over the last 21 games.
- Consider: **His first 81 career games** 29-of-126 (.230) 3PT 8.3 ppg (670 pts) Times w/ Multiple 3's: 10x
His last 21 games 40-of-97 (.412) 3PT 12.9 ppg (271 pts) **Times w/Multiple 3's: 12x**

Slick Rick

- Ricky Council IV scored in double figures in 31 of 36 games for the season and he ranked:
- ^ **1st IN THE SEC** in free throws made (173) 11th in the NCAA
- ^ **2nd IN THE SEC** in free throws atts (218) 18th in the NCAA



- ^ **3rd IN THE SEC** in minutes played (34:08)
- ^ **3rd IN THE SEC** in points (581)
- ^ **5th IN THE SEC** in scoring (16.1 ppg)
- ^ **7th IN THE SEC** in field goals made (187)
- ^ **8th in the SEC** in FG% (.433)
- ^ **8th in the SEC** in FT% (.794)
- Made 29-of-last-32; Season-long streak of 16 earlier this year**
- **For the first time his career, saw action as the point guard**
- ^ **Third on the team with 81 assists ... HIS BEST SEASON TOTAL** (had 45 in 2021-22 at WSU and 20 as a freshman)
- **TWICE THIS SEASON HE SET CAREER HIGHS IN ASSISTS**
- ^ Had a **career-high seven assists** in the Fordham win. **Amazingly, his first six assists went to six different players**
- ^ Tied his **career-high seven assists** in the LSU win. Five in the first half and two on alley-oops in the second half

Lucky 13

- **#13** Jordan Walsh scored 12 points and led Arkansas with a **+13** in **13** minutes played at Mizzou ... He backed that with a **13**-point performance in the win over Ole Miss and he had **13** at Kentucky
- AT MISSOURI** Only played 13 minutes due to foul trouble, fouling out with 6:48 left and the Razorbacks up 10. He did not miss a shot in scoring 12 points (4-4 FG • 2-2 3PT • 2-2 FT)
- VS OLE MISS** Played all 40 minutes for the first time this season (was the only Razorback to play all 40 vs Ole Miss). Scored 13 points on 5-of-9 shooting (2-of-4 from 3-point) ... Grabbed seven rebounds
- VS TEXAS A&M** Scored 12 points off the bench as Arkansas out-scored A&M's bench 17-0. ... Added seven rebounds
- AT S CARO** Played 32:52 off the bench ... **tied his career-high with 10 rebounds (career-best six offensive boards)**.
- AT KENTUCKY** Scored 13 points and did not miss a shot (4-4 FG • 1-1 3PT • 4-4 FT)
- VS GEORGIA** Scored 9 points (all in the second half) and led the team with seven rebounds (six in the second half)
- AT ALABAMA** Had seven rebounds and an **SEC-high three steals**
- VS AUBURN** Scored 11 points (4-5 FG; 3-4 FT)
- VS ILLINOIS** **Was an amazing +22 in the 10-point win** with six points, four rebounds and three steals
- VS KANSAS** **Was +10 in the 1-point win** with 10 points, including a dagger 3-pointer to cap an 11-0 run, and two steals
- **FIRST 5 SEC GAMES** 27 pts (5.4 avg) 12-41 FG (25%) 1-17 3PT (5%)
- **LAST 19 GAMES** 137 pts (7.2 avg) 49-112 FG (43.8%) 11-32 3PT (34.4%)

That's a Plus

- Jordan Walsh had OK stats, but has been praised by many for making "winning" plays or plays that "don't show up in the box score." To that point, Walsh was...
 - +22 in the 10-point win over Illinois
 - +12 in the 1-point win over Kansas
- For the season, **Walsh led all the regulars with a +8.52 per 40 minutes.**
- **HOWEVER, Anthony Black led the Razorbacks at +6.99 per game.**

Johnson Had Two of the Better Offensive Boards of the Season

- Kamani Johnson is known for his offensive rebounding prowess and, appropriately, has the two best offensive boards this season.
 - 1. VS SAN DIEGO STATE IN MAUI**
 - Kamani Johnson did not play in the first half and played 19:07 in the second half and overtime combined.
 - **Tipped in a shot at the buzzer to force overtime** ... Had three second-half rebounds ... two offensive
 - Played all five minutes of overtime, had four points with four rebounds ... two offensive
 - Drained two free throws with three seconds left in OT for the four-point lead then stole in the inbounds pass to seal the win.
 - 2. VS KANSAS IN NCAA SECOND ROUND**
 - With the game tied at 65, Johnson had an offensive rebound and put-back to give Arkansas a two-point lead with 47 ticks left.
 - Overall, Johnson had 10 rebounds vs Kansas, his most as a Razorback. Six were offensive boards (compared to Kansas only having seven total offensive rebounds for the game).

Khi Five

- Makhii Mitchell had a slow start to the season. Specifically, he only scored a combined four points in 19 minutes versus Creighton and San Diego State in Maui. However, he **HAD 46 BLOCKED SHOTS IN THE LAST 26 GAMES.**
- BIG GAMES:**
 - Versus Troy: Arkansas trailed by two (33-31) at halftime thanks to Khi Mitchell's 10 points (5-of-6 FG) and nine rebounds. ... In the second half, he scored four points and blocked three shots.
 - Versus UNCG, Mitchell recorded his **first double-double as a Razorback** with 13 points and **14 rebounds** (seven each half) ... **added four blocked shots and two steals.**
 - Versus Oklahoma, Mitchell scored 10 points with a game-high six rebounds with two blocked shots and a steal ... **added a season-best four assists.**
 - At LSU, scored eight points with 12 rebounds ... Added three blocked shots.
 - At Vanderbilt, had 11 points and 8 rebounds ... **Hit his first 3-pointer of the season (and first attempt)**
 - Had a **double-double** (10 and 10) **in the win over Florida** but **was an eye-popping +27 in just 20 minutes played.**
 - **In the loss to Texas A&M** in the SEC Tournament, Khi played well.
 - ^ was **6-of-6 from the field** with five dunks and 3-of-4 from the line to score 15 points
 - ^ tied for the team lead with **six rebounds**
 - ^ tied a season high and **led the team with three steals**
 - ^ tied a season high and tied for the team **led with four blocked shots**
 - In the Illinois win, came off the bench and had nine points (4-of-5 FG; 1-of-2 FT) with seven rebounds and two blocked shots.

Khi's Did You Knows?

- Shot .662 from the field (104-157) to rank 4th-best on the school's single-season list.
- Ranked 5th in the SEC and led the team with 49 blocked shots.
- Ranked 5th in the SEC in blocks per game (1.36).
- In the postseason (SEC/NCAA), Mitchell was 19-of-26 (73.1%) from the field.



ARKANSAS RAZORBACKS

2022-23 YEAR IN REVIEW

SEC STANDINGS / FINAL POLLS / HOGS IN THE NCAA/SEC STATS



2022-23 SEC STANDINGS

FINAL



	SEC	PCT.	HOME	AWAY	OVERALL	PCT.	HOME	ROAD	NEUTRAL	STRK
1. Alabama	16-2	.889	9-0	7-2	31-6	.838	15-0	9-3	7-3	L1
2. Texas A&M	15-3	.833	9-0	6-3	25-10	.714	15-1	7-4	3-5	L2
3. Kentucky	12-6	.667	6-3	6-3	22-12	.647	14-4	6-4	2-4	L1
4. Missouri	11-7	.611	7-2	4-5	25-10	.714	16-3	5-5	4-2	L1
Tennessee	11-7	.611	7-2	4-5	25-11	.694	14-2	4-6	7-3	L1
Vanderbilt	11-7	.611	7-2	4-5	22-15	.595	14-6	5-6	3-3	L1
7. Auburn	10-8	.556	7-2	3-6	21-13	.618	14-2	4-8	3-3	L1
8. Florida	9-9	.500	6-3	3-6	16-17	.485	10-6	4-7	2-4	L2
9. Mississippi State	8-10	.444	5-4	3-6	21-13	.618	12-4	4-6	5-3	L2
Arkansas	8-10	.444	6-3	2-7	22-14	.611	13-3	2-8	7-3	L1
11. Georgia	6-12	.333	5-4	1-8	16-16	.500	13-4	1-10	2-2	L6
12. South Carolina	4-14	.222	1-8	3-6	11-21	.344	7-8	4-8	0-5	L1
13. Ole Miss	3-15	.167	1-8	2-7	12-21	.364	7-10	2-9	3-2	L1
14. LSU	2-16	.111	2-7	0-9	14-19	.424	10-8	0-9	4-2	L1

AP (FINAL)

1 ALABAMA (48)	29-5	1,508
2 Houston (9)	31-3	1,404
3 Purdue (3)	29-5	1,367
4 KANSAS	27-7	1,303
5 Texas	26-8	1,276
6 Marquette	28-6	1,244
7 UCLA	29-5	1,209
8 Arizona	28-6	1,155
9 Gonzaga	28-5	1,046
10 UCONN	25-8	854
11 BAYLOR	22-10	779
12 Duke	26-8	763
13 Xavier	25-9	738
14 Virginia	25-7	711
15 Kansas State	23-9	709
16 Miami (Fla.)	25-7	581
17 TEXAS A&M	25-9	562
18 SAN DIEGO STATE	27-6	550
19 Saint Mary's	26-7	426
20 TENNESSEE	23-10	381
21 Indiana	22-11	332
22 TCU	21-12	254
23 MISSOURI	24-9	171
24 Memphis	26-8	110
25 Florida Atlantic	31-3	99

RECEIVING VOTES: **CREIGHTON 94**, Oral Roberts 58, **KENTUCKY 39**, Iowa State 32, VCU 26, Utah State 15, Penn State 11, Charleston 10, West Virginia 2, Drake 2, Kent State 2, Northwestern 2

COACHES (FINAL)

1 Connecticut (32)	31-8	800
2 SAN DIEGO ST.	32-7	688
3 Miami-Florida	29-8	665
4 ALABAMA	31-6	629
5 Florida Atlantic	35-4	615
6 Houston	33-4	614
7 Texas	29-9	587
8 UCLA	31-6	532
9 Kansas State	26-10	516
10 Gonzaga	31-6	514
11 KANSAS	28-8	434
12 CREIGHTON	24-13	426
13 Purdue	29-6	424
14 Marquette	29-7	422
15 Xavier	27-10	332
16 TENNESSEE	25-11	284
17 Arizona	28-7	282
18 Duke	27-9	232
19 BAYLOR	23-11	216
20 Michigan St.	21-13	203
21 ARKANSAS	22-14	174
22 Saint Mary's	27-8	149
23 Virginia	25-8	112
24 Indiana	23-12	97
25 TEXAS A&M	25-10	88

RECEIVING VOTES: TCU 82; Princeton 54; **KENTUCKY 46**; **MISSOURI 42**; Penn St. 31; North Texas 26; Maryland 25; Northwestern 13; **AUBURN 10**; Southern Cal 9; West Virginia 8; Memphis 8; Iowa State 5; Pittsburgh 2; UAB 1; Providence 1; Oral Roberts 1; Fairleigh Dickinson 1.

ARKANSAS IN 2022-23 RANKINGS

FINAL



TEAM IN THE NCAA/SEC	NCAA	SEC	NO.
Assist/Turnover Ratio (352 ranked)	208	11	1.01
Assists Per Game (352 ranked)	192	8	12.8
Bench Points per game (352 ranked)	141	9	19.81
Blocks Per Game (352 ranked)	14	4	5.1
Effective FG pct (352 ranked)	181	3	0.509
Fastbreak Points (352 ranked)	64	3	11.67
Field Goal Percentage (352 ranked)	60	2	46.6
Field Goal Percentage Defense (352 ranked)	94	7	42.4
Fouls Per Game (352 ranked)	326	14	19.3
Free Throw Attempts Per Game (352 ranked)	17	3	22.5
Free Throw Percentage (352 ranked)	247	10	69.8
Free Throws Made Per Game (352 ranked)	30	4	15.7
Rebound Margin (352 ranked)	110	6	2.3
Rebounds (Defensive) Per Game (352 ranked)	162	5	24.97
Rebounds (Offensive) Per Game (352 ranked)	149	12	10.36
Rebounds Per Game (352 ranked)	146	10	35.33
Scoring Defense (352 ranked)	113	6	67.9
Scoring Margin (352 ranked)	77	5	6.1
Scoring Offense (352 ranked)	119	4	74.1
Steals Per Game (352 ranked)	28	3	8.4
Three Point Attempts Per Game (352 ranked)	340	14	15.9
Three Point Percentage (352 ranked)	315	12	31.3
Three Point Percentage Defense (352 ranked)	40	5	31.1
Three Pointers Per Game (352 ranked)	342	14	5
Turnover Margin (352 ranked)	68	4	1.7
Turnovers Forced Per Game (352 ranked)	56	3	14.42
Turnovers Per Game (352 ranked)	212	10	12.7
Winning Percentage (351 ranked)	108	8	61.1

RAZORBACKS IN THE NCAA/SEC

	PLAYER	NCAA	SEC	NO.
Assist/Turnover Ratio (350 ranked)	Anthony Black	310	13	1.29
Assists (343 ranked)	Anthony Black	95	2	141
Assists Per Game (341 ranked)	Anthony Black	150	5	3.9
Blocks (333 ranked)	Makhi Mitchell	60	5	49
	Makhel Mitchell	79	6	45
Blocks Per Game (346 ranked)	Makhel Mitchell	59	4	1.5
	Makhi Mitchell	82	5	1.36
Double Doubles (422 ranked)	Makhi Mitchell	422	17	2
	Davonte Davis	422	17	2
	Trevon Brazile	422	17	2
Field Goal Attempts (348 ranked)	Ricky Council IV	107	4	432
Field Goal Percentage (348 ranked)	Ricky Council IV	237	8	43.3
Field Goals (350 ranked)	Ricky Council IV	145	7	187
Free Throw Attempts (348 ranked)	Ricky Council IV	18	2	218
	Anthony Black	49	4	190
Free Throw Percentage (347 ranked)	Ricky Council IV	210	8	79.4
Free Throws (340 ranked)	Ricky Council IV	11	1	173
	Anthony Black	82	8	134
Minutes Per Game (347 ranked)	Anthony Black	89	1	34:51
	Ricky Council IV	151	3	34:08
	Davonte Davis	255	6	33:07
Points (347 ranked)	Ricky Council IV	80	3	581
	Anthony Black	324	16	460
Points Per Game (347 ranked)	Ricky Council IV	161	5	16.1
Rebounds (341 ranked)	Makhi Mitchell	321	16	192
Rebounds (Defensive) Per Game (350 ranked)	--	--	--	--
Rebounds (Offensive) Per Game (350 ranked)	--	--	--	--
Rebounds Per Game (350 ranked)	--	--	--	--
Steals (341 ranked)	Anthony Black	13	3	74
	Davonte Davis	185	16	48
	Ricky Council IV	341	20	40
	Jordan Walsh	341	20	40
Steals Per Game (347 ranked)	Anthony Black	28	3	2.06
	Davonte Davis	257	17	1.37
Three Point Attempts (346 ranked)	--	--	--	--
Three Point Percentage (98 ranked)	--	--	--	--
Three Pointers Per Game (348 ranked)	--	--	--	--
Total 3-point FGM (339 ranked)	--	--	--	--
Triple Doubles (2 ranked)	--	--	--	--

SEC IN THE NCAA

NCAA FIRST FOUR	SEC RESULT
#11 Mississippi State vs #11 Pitt	L, 60-59
NCAA FIRST ROUND	SEC RESULT
#1 Alabama vs #16 TX A&M CC	W, 96-75
#4 Tennessee vs #13 Louisiana	W, 96-75
#6 Kentucky vs #11 Providence	W, 61-53
#7 Missouri vs #10 Utah State	W, 76-65
#7 Texas A&M vs #10 Penn State	L, 76-59
#8 ARKANSAS VS #9 ILLINOIS	W, 73-63
#9 Auburn vs #8 Iowa	W, 76-65
NCAA SECOND ROUND	SEC RESULT
#1 Alabama vs #8 Maryland	W, 73-51
#4 Tennessee vs #5 Duke	W, 65-52
#6 Kentucky vs #3 Kansas State	L, 75-69
#7 Missouri vs #15 Princeton	L, 78-63
#8 ARKANSAS VS #1 KANSAS	W, 72-71
#9 Auburn vs #1 Houston	L, 81-64
NCAA SWEET 16	SEC RESULT
#1 Alabama vs #5 San Diego St	L, 71-64
#4 Tennessee vs FAU	L, 62-55
#8 Arkansas vs #4 UConn	L, 88-65

HOGS RANKING BY WEEK

WEEK	AP	COACH	NET
Preseason	10	10	No Poll
Nov. 14	9	10	No Poll
Nov. 21	9	9	No Poll
Nov. 28	T11	11	No Poll
Dec. 5	9	8	25
Dec. 12	10	10	24
Dec. 19	10	8	17
Dec. 26	9	7	10
Jan. 2	13	13	12
Jan. 9	15	16	16
Jan. 16	25	25	27
Jan. 23	T33 RV (9)	--	27
Jan. 30	T39 RV (9)	--	28
Feb. 6	34 RV (11)	--	29
Feb. 13	35 RV (4)	--	23
Feb. 20	32 RV (6)	--	19
Feb. 27	34 RV (7)	--	14
Mar 6	34 RV (2)	--	18
Mar 13	--	--	21
Apr. 4	No Poll	21	20



ARKANSAS RAZORBACKS 2022-23 SEASON RESULTS & LEADERS

RECORD:	OVERALL	HOME	AWAY	NEUTRAL
ALL GAMES	22-14	13-3	2-8	7-3
CONFERENCE	8-10	6-3	2-7	0-0
NON-CONFERENCE	14-4	7-0	0-1	7-3

DATE	TIME (CT)	R A N K	OPPONENT	TV	RESULT	ATTEND	RECORD	(SEC)	HIGH POINTS	HIGH REBOUNDS
11/07/22	7:00 pm	10/10	--/-- NORTH DAKOTA STATE	SEC Network Plus	W 78-56	19200	1-0	--	(22)Ricky Council IV	(12)Trevon Brazile
11/11/22	7:00 pm	10/10	--/-- FORDHAM	SEC Network Plus	W 74-48	19200	2-0	--	(15)Ricky Council IV	(8)Trevon Brazile
11/16/22	7:00 pm	9/10	--/-- SOUTH DAKOTA STATE	SEC Network Plus	W 71-56	19200	3-0	--	(19)Ricky Council IV	(10)Trevon Brazile
11/21/22	4:00 pm	+ 9/9	--/-- vs Louisville	ESPN2	W 80-54	2400	4-0	--	(26)Anthony Black	(6)Makhi Mitchell (6) Makhel Mitchell
11/22/22	7:00 pm	+ 9/9	10/8 vs Creighton	ESPN	87-90 L	2400	4-1	--	(26)Anthony Black	(6)Anthony Black (6)Trevon Brazile
11/23/22	9:00 pm	+ 9/9	17/19 vs San Diego State	ESPN2	(OT) W 78-74	2400	5-1	--	(20)Trevon Brazile	(9)Trevon Brazile
11/28/22	7:00 pm	11/11	--/-- TROY	SEC Network	W 74-61	19200	6-1	--	(27)Ricky Council IV	(9)Makhi Mitchell
12/03/22	3:00 pm	11/11	--/-- SAN JOSE STATE	SEC Network	W 99-58	19200	7-1	--	(23)Trevon Brazile	(6)Jalen Graham
12/06/22	6:00 pm	9/8	--/-- UNC GREENSBORO	SEC Network	W 65-58	19200	8-1	--	(22)Nick Smith Jr.	(14)Makhi Mitchell
12/10/22	Noon	@ 9/8	--/RV vs. Oklahoma	ESPN2	W 88-78	14201	9-1	--	(26)Ricky Council IV	(6)Makhi Mitchell
12/17/22	3:00 pm	& 10/10	--/-- vs. Bradley	--	W 76-57	16675	10-1	--	(18)Jordan Walsh	(7)Davonte Davis
12/21/22	8:00 pm	10/8	--/-- UNC ASHEVILLE	SEC Network	W 85-51	19200	11-1	--	(16)Jalen Graham	(7)Kamani Johnson
12/28/22	8:00 pm	* 9/7	--/-- at LSU	ESPN2	57-60 L	10428	11-2	0-1	(16)Davonte Davis	(12)Makhi Mitchell
01/04/23	7:30 pm	* 13/13	20/21 MISSOURI	SEC Network	W 74-68	19200	12-2	1-1	(25)Ricky Council IV	(8)Kamani Johnson
01/07/23	7:30 pm	* 13/13	22/20 at Auburn	SEC Network	59-72 L	9121	12-3	1-2	(23)Anthony Black	(10)Jordan Walsh
01/11/23	6:00 pm	* 15/16	4/4 ALABAMA	ESPN2	69-84 L	19200	12-4	1-3	(16)Jalen Graham (16)Davonte Davis	(10)Davonte Davis
01/14/23	1:00 pm	* 15/16	--/-- at Vanderbilt	ESPNU	84-97 L	9362	12-5	1-4	(24)Ricky Council IV	(8)Makhi Mitchell
01/18/23	8:00 pm	* 25/25	RV/RV at Missouri	SEC Network	76-79 L	14448	12-6	1-5	(18)Davonte Davis	(9)Davonte Davis (9)Makhi Mitchell
01/21/23	11:00 am	* 25/25	--/-- OLE MISS	ESPN2	W 69-57	19200	13-6	2-5	(17)Anthony Black	(7)Jordan Walsh
01/24/23	6:00 pm	* RV/--	--/-- LSU	ESPN2	W 60-40	19200	14-6	3-5	(16)Davonte Davis	(8)Makhi Mitchell
01/28/23	3:00 pm	% RV/--	17/17 at Baylor	ESPN	64-67 L	10627	14-7	--	(25)Ricky Council IV	(9)Jalen Graham
01/31/23	6:00 pm	* RV/--	RV/RV TEXAS A&M	ESPN2	W 81-70	19200	15-7	4-5	(19)Ricky Council IV (19)Davonte Davis	(13)Makhel Mitchell
02/04/23	2:30 pm	* RV/--	--/-- at South Carolina	SEC Network	W 65-63	11558	16-7	5-5	(16)Jalen Graham	(10)Jordan Walsh
02/07/23	8:00 pm	* RV/--	RV/RV at Kentucky	ESPN	W 88-73	19855	17-7	6-5	(20)Ricky Council IV	(9)Makhi Mitchell
02/11/23	5:00 pm	* RV/--	--/-- MISSISSIPPI STATE	ESPNU	64-70 L	19200	17-8	6-6	(23)Anthony Black	(6)Ricky Council IV (6)Makhel Mitchell (6)Davonte Davis
02/15/23	8:00 pm	* RV/--	RV/25 at Texas A&M	ESPN2	56-62 L	11315	17-9	6--7	(14)Davonte Davis	(9)Makhi Mitchell
02/18/23	1:00 pm	* RV/--	--/-- FLORIDA	ESPN2	W 84-65	19200	18-9	7-7	(26)Jalen Graham	(10)Makhi Mitchell
02/21/23	8:00 pm	* RV/--	--/-- GEORGIA	SEC Network	W 97-65	19200	19-9	8-7	(26)Nick Smith Jr.	(7)Jordan Walsh
02/25/23	1:00 pm	* RV/--	2/2 at Alabama	ESPN2	83-86 L	13474	19-10	8-8	(24)Nick Smith Jr.	(8)Makhel Mitchell
02/28/23	8:00 pm	* RV/--	12/14 at Tennessee	ESPN2	57-75 L	18324	19-11	8-9	(13)Anthony Black (13)Davonte Davis	(6)Davonte Davis
03/04/23	1:00 pm	* RV/--	23/RV KENTUCKY	CBS	79-88 L	19200	19-12	8-10	(25)Nick Smith Jr.	(8)Anthony Black
03/09/23	6:00 pm	^ RV/--	--/-- vs #7 seed Auburn	SEC Network	W 76-73	14583	20-12	--	(19)Anthony Black	(10)Davonte Davis
03/10/23	6:00 pm	^ RV/--	18/18 vs #2 seed Texas A&M	SEC Network	61-67 L	17989	20-13	--	(16)Nick Smith Jr. (6)Makhi Mitchell	(6)Davonte Davis
03/16/23	3:30 pm	! --/--	--/-- vs #9 seed Illinois	TBS	W 73-63	16745	21-13	--	(18)Ricky Council IV	(10)Ricky Council IV
03/18/23	4:15 pm	! --/--	4/5 vs #1 seed Kansas	CBS	W 72-71	16745	22-13	--	(25)Davonte Davis	(10)Kamani Johnson
03/23/23	6:15 pm	~ --/--	10/12 vs #4 seed UConn	CBS	65-88 L	18544	22-14	--	(20)Anthony Black	(5)Kamani Johnson

Home Games in CAPS | * - Southeastern Conference game | + Maui Jim Maui Invitational (Lahaina, Hawaii (Lahaina Civic Center)) | @ - played in Tulsa, Okla. (BOK Center) | & - played in North Little Rock (Simmons Bank Arena) | % - Big 12/SEC Challenge | ^ - SEC Tournament (Nashville, Tenn. - Bridgestone Arena) | ! - NCAA 1st & 2nd Rds (Des Moines, Iowa - Wells Fargo Arena) | ~ - NCAA West Regional (Las Vegas, Nev. - T-Mobile Arena)

ATTENDANCE SUMMARY	GAMES	TOTALS	AVG/GAME
HOME	16	307200	19200
AWAY	10	128512	12851
NEUTRAL	10	122733	12273
TOTAL	36	558445	15512



ARKANSAS RAZORBACKS

2022-23 YEAR IN REVIEW

SEASON & SEC STATS

ARKANSAS RAZORBACKS

2022-23 SEASON STATISTICS • ALL GAMES



RECORD:	OVERALL	HOME	AWAY	NEUTRAL
ALL GAMES	22-14	13-3	2-8	7-3
CONFERENCE	8-10	6-3	2-7	0-0
NON-CONFERENCE	14-4	7-0	0-1	7-3

#	Player	GP	GS	Min	Avg	• TOTAL •			• 3-PTS •			• REBOUNDS •				PF	FO	A	TO	Blk	St	Pts	Avg			
						FG	FGA	Pct	3FG	FGA	Pct	FT	FTA	Pct	Off									Def	Tot	Avg
1	Ricky Council IV	36	29	1227	34.1	187	432	.433	34	126	.270	173	218	.794	33	97	130	3.6	65	0	81	75	11	40	581	16.1
0	Anthony Black	36	36	1253	34.8	149	329	.453	28	93	.301	134	190	.705	45	137	182	5.1	93	2	141	109	22	74	460	12.8
3	Nick Smith Jr.	17	14	441	25.9	76	202	.376	24	71	.338	37	50	.740	4	24	28	1.6	26	0	29	27	2	14	213	12.5
4	Davonte Davis	35	31	1157	33.1	144	347	.415	47	136	.346	46	64	.719	24	129	153	4.4	91	4	87	72	4	48	381	10.9
13	Jordan Walsh	36	22	881	24.5	94	217	.433	20	72	.278	47	66	.712	43	98	141	3.9	105	8	33	37	17	40	255	7.1
15	Makhi Mitchell	36	31	727	20.2	104	157	.662	1	1	1.000	43	66	.652	58	134	192	5.3	97	7	39	33	49	31	252	7.0
11	Jalen Graham	31	0	290	9.4	74	113	.655	0	3	.000	13	35	.371	23	47	70	2.3	38	0	14	35	14	12	161	5.2
22	Makhel Mitchell	30	9	383	12.8	47	74	.635	0	0	.000	15	33	.455	26	70	96	3.2	60	2	10	17	45	11	109	3.6
2	Trevon Brazile	9	0	243	27.0	37	77	.481	11	29	.379	21	31	.677	9	45	54	6.0	23	1	9	20	11	9	106	11.8
5	Joseph Pinion	26	0	148	5.7	21	47	.447	13	34	.382	7	7	1.000	4	12	16	0.6	21	0	3	0	1	6	62	2.4
20	Kamani Johnson	27	7	319	11.8	20	42	.476	0	0	.000	20	37	.541	49	37	86	3.2	63	3	7	11	6	14	60	2.2
23	Derrian Ford	21	0	80	3.8	4	10	.400	0	1	1.000	7	8	.875	2	8	10	0.5	6	0	8	4	0	1	15	0.7
45	Lawson Blake	9	0	13	1.4	1	4	.250	0	0	.000	1	3	.333	1	3	4	0.4	1	0	0	1	0	0	3	0.3
21	Cade Arbogast	9	0	13	1.4	1	4	.250	1	4	.250	0	0	.000	0	1	1	0.1	1	0	0	0	0	0	3	0.3
12	Barry Dunning Jr.	16	1	51	3.2	2	8	.250	0	2	.000	1	2	.500	1	2	3	0.2	4	0	1	2	0	2	5	0.3
TEAM.....																			51	55	106	2.9		15		0
Arkansas.....		36				961	2063	.466	179	572	.313	565	810	.698	373	899	1272	35.3	694	27	462	458	182	302	2666	74.1
Opponents.....		36				847	1996	.424	189	608	.311	563	788	.714	348	841	1189	33.0	681	-	382	519	103	241	2446	67.9

SCORE BY PERIODS:	1st	2nd	OT	Total
Arkansas	1225	1430	11	2666
Opponents	1107	1332	7	2446

DEADBALL REBOUNDS:	OFF	DEF	TOTAL
Arkansas	117	15	132
Opponents	111	16	127

ARKANSAS RAZORBACKS

2022-23 STATISTICS • SEC GAMES ONLY



RECORD:	OVERALL	HOME	AWAY
SEC ONLY	8-10	6-3	2-7

#	Player	GP	GS	Min	Avg	• TOTAL •			• 3-PTS •			• REBOUNDS •				PF	FO	A	TO	Blk	St	Pts	Avg			
						FG	FGA	Pct	3FG	FGA	Pct	FT	FTA	Pct	Off									Def	Tot	Avg
1	Ricky Council IV	18	12	602	33.4	82	207	.396	17	68	.250	87	115	.757	18	54	72	4.0	33	0	39	41	5	16	268	14.9
3	Nick Smith Jr.	7	5	185	26.4	37	93	.398	12	33	.364	16	22	.727	2	10	12	1.7	13	0	13	10	1	8	102	14.6
0	Anthony Black	18	18	638	35.4	77	177	.435	13	46	.283	71	104	.683	25	68	93	5.2	51	2	82	61	9	38	238	13.2
4	Davonte Davis	18	18	632	35.1	88	196	.449	34	82	.415	17	26	.654	9	70	79	4.4	49	3	50	40	2	25	227	12.6
13	Jordan Walsh	18	10	461	25.6	47	121	.388	10	43	.233	20	29	.690	29	63	92	5.1	55	3	14	19	8	16	124	6.9
15	Makhi Mitchell	18	17	377	20.9	44	70	.629	1	1	1.000	25	36	.694	32	76	108	6.0	47	4	17	15	25	6	114	6.3
11	Jalen Graham	17	0	173	10.2	44	66	.667	0	2	.000	6	17	.353	9	23	32	1.9	21	0	6	21	11	5	94	5.5
22	Makhel Mitchell	15	8	262	17.5	31	50	.620	0	0	.000	8	22	.364	20	45	65	4.3	42	2	3	10	31	6	70	4.7
5	Joseph Pinion	14	0	98	7.0	14	29	.483	10	23	.435	3	3	1.000	2	5	7	0.5	14	0	0	0	1	4	41	2.9
45	Lawson Blake	2	0	2	1.0	1	2	.500	0	0	.000	1	3	.333	0	0	0	0.0	0	0	0	0	0	0	3	1.5
20	Kamani Johnson	12	2	126	10.5	4	9	.444	0	0	.000	7	15	.467	15	13	28	2.3	31	2	1	2	3	4	15	1.3
23	Derrian Ford	11	0	35	3.2	1	2	.500	0	1	.000	4	4	1.000	0	2	2	0.2	4	0	2	2	0	0	6	0.5
21	Cade Arbogast	2	0	2	1.0	0	0	.000	0	0	.000	0	0	.000	0	0	0	0.0	0	0	0	0	0	0	0	0.0
12	Barry Dunning Jr.	5	0	8	1.6	0	2	.000	0	1	.000	0	0	.000	0	0	0	0.0	0	0	0	0	0	0	0	0.0
TEAM.....																			31	24	55	3.1		6		0
Arkansas.....		18				470	1024	.459	97	300	.323	265	396	.669	192	453	645	35.8	360	16	227	227	96	128	1302	72.3
Opponents.....		18				437	1026	.426	95	294	.323	305	426	.716	195	421	616	34.2	345	-	200	215	60	124	1274	70.8

SCORE BY PERIODS:	1st	2nd	Total
Arkansas	606	696	1302
Opponents	553	721	1274

DEADBALL REBOUNDS:	OFF	DEF	TOTAL
Arkansas	62	5	67
Opponents	57	10	67



ARKANSAS RAZORBACKS

2022-23 YEAR IN REVIEW

POSTSEASON STATS

ARKANSAS RAZORBACKS

2023 SEC TOURNAMENT STATISTICS



RECORD: OVERALL
SEC TOURNAMENT 1-1

#	Player	GP	GS	Min	Avg	• TOTAL •			• 3-PTS •			• REBOUNDS •				PF	FO	A	TO	Blk	St	Pts	Avg			
						FG	FGA	Pct	3FG	FGA	Pct	FT	FTA	Pct	Off									Def	Tot	Avg
3	Nick Smith Jr.	2	2	66	33.0	12	32	.375	4	11	.364	2	5	.400	0	4	4	2.0	2	0	6	8	0	2	30	15.0
0	Anthony Black	2	2	72	36.0	9	18	.500	1	6	.167	9	13	.692	4	6	10	5.0	8	0	8	7	4	4	28	14.0
15	Makhi Mitchell	2	1	55	27.5	11	13	.846	0	0	.000	5	6	.833	8	4	12	6.0	6	0	3	3	4	4	27	13.5
13	Jordan Walsh	2	0	45	22.5	6	9	.667	1	2	.500	5	6	.833	2	5	7	3.5	4	0	3	2	2	1	18	9.0
1	Ricky Council IV	2	1	51	25.5	3	14	.214	0	3	.000	6	9	.667	1	4	5	2.5	4	0	1	2	1	3	12	6.0
4	Davonte Davis	2	2	77	38.5	4	13	.308	2	9	.222	2	3	.667	3	13	16	8.0	6	0	4	4	0	3	12	6.0
20	Kamani Johnson	1	1	8	8.0	2	2	1.000	0	0	.000	0	0	.000	2	1	3	3.0	3	0	0	2	0	0	4	4.0
22	Makhel Mitchell	2	1	23	11.5	2	2	1.000	0	0	.000	0	0	.000	0	3	3	1.5	5	0	1	1	2	0	4	2.0
11	Jalen Graham	1	0	3	3.0	1	1	1.000	0	0	.000	0	0	.000	0	0	0	0.0	1	0	0	1	0	0	2	2.0
TEAM.....																										
Arkansas.....		2				50	104	.481	8	31	.258	29	42	.690	21	42	63	31.5	39	0	26	31	13	17	137	68.5
Opponents.....		2				49	108	.454	6	26	.231	36	51	.706	23	39	62	31.0	34	-	21	25	4	17	140	70.0

SCORE BY PERIODS:	1st	2nd	Total
Arkansas	75	62	137
Opponents	58	82	140

DEADBALL REBOUNDS:	OFF	DEF	TOTAL
Arkansas	7	1	8
Opponents	8	0	8

ARKANSAS RAZORBACKS

2023 NCAA TOURNAMENT STATISTICS



RECORD: OVERALL
NCAA TOURNAMENT 2-1

#	Player	GP	GS	Min	Avg	• TOTAL •			• 3-PTS •			• REBOUNDS •				PF	FO	A	TO	Blk	St	Pts	Avg			
						FG	FGA	Pct	3FG	FGA	Pct	FT	FTA	Pct	Off									Def	Tot	Avg
1	Ricky Council IV	3	3	113	37.7	12	39	.308	3	12	.250	29	32	.906	5	14	19	6.3	3	0	6	5	3	1	56	18.7
4	Davonte Davis	3	3	89	29.7	17	39	.436	4	11	.364	6	7	.857	4	14	18	6.0	13	1	2	8	0	4	44	14.7
0	Anthony Black	3	3	108	36.0	10	30	.333	1	6	.167	15	19	.789	2	12	14	4.7	9	0	4	5	2	9	36	12.0
13	Jordan Walsh	3	0	81	27.0	6	19	.316	1	4	.250	5	8	.625	5	2	7	2.3	10	1	1	4	0	6	18	6.0
15	Makhi Mitchell	3	0	55	18.3	8	13	.615	0	0	.000	1	3	.333	2	7	9	3.0	8	1	1	3	3	3	17	5.7
3	Nick Smith Jr.	3	3	70	23.3	6	23	.261	2	7	.286	3	4	.750	0	3	3	1.0	5	0	1	3	0	1	17	5.7
12	Barry Dunning Jr.	1	0	3	3.0	2	3	.667	0	0	.000	0	0	.000	1	0	1	1.0	0	0	0	0	0	0	4	4.0
20	Kamani Johnson	3	3	48	16.0	4	11	.364	0	0	.000	1	2	.500	14	6	20	6.7	11	1	3	2	0	0	9	3.0
11	Jalen Graham	3	0	15	5.0	3	4	.750	0	0	.000	1	3	.333	2	3	5	1.7	2	0	0	0	1	1	7	2.3
23	Derrian Ford	2	0	5	2.5	0	1	.000	0	0	.000	1	2	.500	1	0	1	0.5	0	0	1	0	0	0	1	0.5
22	Makhel Mitchell	3	0	6	2.0	0	0	.000	0	0	.000	1	2	.500	0	0	0	0.0	1	0	0	0	0	0	1	0.3
5	Joseph Pinion	2	0	4	2.0	0	2	.000	0	2	.000	0	0	.000	0	1	1	0.5	1	0	0	0	0	0	0	0.0
45	Lawson Blake	1	0	1	1.0	0	0	.000	0	0	.000	0	0	.000	0	0	0	0.0	0	0	0	0	0	0	0	0.0
21	Cade Arbogast	1	0	2	2.0	0	0	.000	0	0	.000	0	0	.000	0	0	0	0.0	0	0	0	0	0	0	0	0.0
TEAM.....																										
Arkansas.....		3				68	184	.370	11	42	.262	63	82	.768	42	68	110	36.7	63	4	19	32	9	25	210	70.0
Opponents.....		3				75	156	.481	20	55	.364	52	72	.722	21	85	106	35.3	61	-	41	46	12	22	222	74.0

SCORE BY PERIODS:	1st	2nd	Total
Arkansas	92	118	210
Opponents	107	115	222

DEADBALL REBOUNDS:	OFF	DEF	TOTAL
Arkansas	7	2	9
Opponents	10	1	11



2022-23 RAZORBACK GAME-BY-GAME STATISTICS

Opponent	Date	Score	W/L	• TOTAL •			• 3-PTRS •			• REBOUNDS •			PF	A	TO	Blk	Stl	Pts	Avg				
				FG	FGA	Pct	3FG	FGA	Pct	FT	FTA	Pct								Off	Def	Tot	Avg
NORTH DAKOTA ST.	11/07/22	76-58	W	28	57	.491	4	10	.400	16	23	.696	6	34	40	40.0	19	10	11	4	11	76	76.0
FORDHAM	11/11/22	74-48	W	30	65	.462	2	16	.125	12	18	.667	16	22	38	39.0	19	17	13	4	13	74	75.0
SOUTH DAKOTA ST.	11/16/22	71-56	W	28	61	.459	7	22	.318	8	15	.533	9	33	42	40.0	19	17	20	4	14	71	73.7
vs Louisville	11/21/22	80-54	W	29	51	.569	8	22	.364	14	19	.737	6	22	28	37.0	23	20	16	3	10	80	75.2
vs Creighton	11/22/22	87-90	L	33	70	.471	8	20	.400	13	17	.765	10	21	31	35.8	21	15	9	5	8	87	77.6
vs San Diego St.	11/23/22	78-74	Wot	24	60	.400	3	17	.176	27	38	.711	10	30	40	36.5	20	8	16	3	9	78	77.7
TROY	11/28/22	74-61	W	27	51	.529	3	11	.273	17	23	.739	10	23	33	36.0	12	4	15	5	8	74	77.1
SAN JOSE ST.	12/03/22	99-58	W	37	59	.627	8	13	.615	17	21	.810	7	26	33	35.6	12	22	11	5	8	99	79.9
UNC GREENSBORO	12/06/22	65-58	W	18	54	.333	3	18	.167	26	33	.788	8	39	47	36.9	14	9	12	9	6	65	78.2
vs Oklahoma	12/10/22	88-78	W	35	59	.593	4	12	.333	14	19	.737	8	17	25	35.7	12	19	9	5	10	88	79.2
vs Bradley	12/17/22	76-57	W	25	51	.490	4	11	.364	22	31	.710	7	19	26	34.8	19	13	11	5	16	76	78.9
UNC ASHEVILLE	12/21/22	85-51	W	32	60	.533	5	13	.385	16	22	.727	11	25	36	34.9	19	20	10	6	15	85	79.4
at LSU	12/28/22	57-60	L	24	65	.369	4	25	.160	5	10	.500	13	31	44	35.6	14	7	10	5	8	57	77.7
MISSOURI	01/04/23	74-68	W	26	54	.481	6	21	.286	16	23	.696	15	25	40	35.9	19	13	17	4	7	74	77.4
at Auburn	01/07/23	59-72	L	19	56	.339	2	16	.125	19	32	.594	17	28	45	36.5	21	9	14	5	4	59	76.2
ALABAMA	01/11/23	69-84	L	26	61	.426	2	10	.200	15	23	.652	10	27	37	36.6	23	9	15	4	6	69	75.8
at Vanderbilt	01/14/23	84-97	L	31	63	.492	7	18	.389	15	24	.625	15	16	31	36.2	30	11	11	6	3	84	76.2
at Missouri	01/18/23	76-79	L	23	50	.460	7	17	.412	23	26	.885	13	29	42	36.6	33	12	21	2	6	76	76.2
OLE MISS	01/21/23	69-57	W	26	57	.456	8	20	.400	9	17	.529	8	23	31	36.3	16	14	11	4	12	69	75.8
LSU	01/24/23	60-40	W	23	51	.451	5	13	.385	9	12	.750	7	29	36	36.2	12	15	12	5	7	60	75.1
at Baylor	01/28/23	64-67	L	27	53	.509	4	14	.286	6	11	.545	10	25	35	36.2	23	16	15	6	4	64	74.5
TEXAS A&M	01/31/23	81-70	W	28	56	.500	6	18	.333	19	28	.679	13	27	40	36.4	19	16	17	13	7	81	74.8
at South Carolina	02/04/23	65-63	W	26	55	.473	4	15	.267	9	13	.692	10	22	32	36.2	14	11	11	5	3	65	74.4
at Kentucky	02/07/23	88-73	W	32	51	.627	4	9	.444	20	24	.833	6	20	26	35.8	18	19	11	7	10	88	75.0
MISSISSIPPI ST.	02/11/23	64-70	L	21	48	.438	4	18	.222	18	26	.692	7	23	30	35.5	16	12	13	7	8	64	74.5
at Texas A&M	02/15/23	56-62	L	22	50	.440	5	16	.313	7	14	.500	5	28	33	35.5	23	17	13	6	4	56	73.8
FLORIDA	02/18/23	84-65	W	34	59	.576	2	10	.200	14	17	.824	9	31	40	35.6	12	8	13	6	8	84	74.2
GEORGIA	02/21/23	97-65	W	37	58	.638	11	20	.550	12	22	.545	4	29	33	35.5	18	26	5	4	7	97	75.0
at Alabama	02/25/23	83-86	L	29	70	.414	5	10	.500	20	29	.690	13	24	37	35.6	25	6	11	6	12	83	75.3
at Tennessee	02/28/23	57-75	L	18	49	.367	8	22	.364	13	22	.591	9	23	32	35.5	21	8	16	4	7	57	74.7
KENTUCKY	03/04/23	79-88	L	25	70	.357	7	22	.318	22	34	.647	17	18	35	35.5	26	14	6	3	9	79	74.8
vs Auburn	03/09/23	76-73	W	28	50	.560	3	11	.273	17	23	.739	13	24	37	35.5	19	15	19	2	8	76	74.8
vs Texas A&M	03/10/23	61-67	L	22	54	.407	5	20	.250	12	19	.632	8	18	26	35.2	20	11	12	11	9	61	74.4
vs Illinois	03/16/23	73-63	W	24	63	.381	3	11	.273	22	29	.759	11	32	43	35.4	19	4	11	4	12	73	74.4
vs Kansas	03/18/23	72-71	W	24	58	.414	3	15	.200	21	26	.808	15	21	36	35.5	25	8	11	3	5	72	74.3
vs UConn	03/23/23	65-88	L	20	63	.317	5	16	.313	20	27	.741	16	15	31	35.3	19	7	10	2	8	65	74.1
Arkansas		2666		961	2063	.466	179	572	.313	565	810	.698	373	899	1272	35.3	694	462	458	182	302	2666	74.1
Opponents		2446		847	1996	.424	189	608	.311	563	788	.714	348	841	1189	33.0	681	382	519	103	241	2446	67.9

Games played: 36
 Points/game: 74.1
 FG Pct: 46.6
 3FG Pct: 31.3
 FT Pct: 69.8

Rebounds/game: 35.3
 Assists/game: 12.8
 Turnovers/game: 12.7
 Assist/turnover ratio: 1.0
 Steals/game: 8.4
 Blocks/game: 5.1



2022-23 OPPONENT GAME-BY-GAME STATISTICS

Opponent	Date	Score	W/L	• TOTAL •			• 3-PTRS •			• REBOUNDS •				PF	A	TO	Blk	Stl	Pts	Avg			
				FG	FGA	Pct	3FG	FGA	Pct	FT	FTA	Pct	Off								Def	Tot	Avg
NORTH DAKOTA ST.	11/07/22	76-58	W	19	56	.339	5	21	.238	15	23	.652	7	28	35	35.0	16	7	14	2	5	58	58.0
FORDHAM	11/11/22	74-48	W	17	45	.378	4	17	.235	10	17	.588	9	20	29	32.0	17	7	30	0	4	48	53.0
SOUTH DAKOTA ST.	11/16/22	71-56	W	18	56	.321	3	16	.188	17	20	.850	6	26	32	32.0	14	9	20	2	8	56	54.0
vs Louisville	11/21/22	80-54	W	16	44	.364	4	12	.333	18	25	.720	7	17	24	30.0	16	4	22	1	4	54	54.0
vs Creighton	11/22/22	87-90	L	31	53	.585	7	14	.500	21	29	.724	5	30	35	31.0	16	17	17	3	5	90	61.2
vs San Diego St.	11/23/22	78-74	Wot	27	62	.435	2	18	.111	18	23	.783	7	27	34	31.5	23	8	15	2	9	74	63.3
TROY	11/28/22	74-61	W	24	56	.429	9	28	.321	4	8	.500	10	16	26	30.7	19	10	18	3	6	61	63.0
SAN JOSE ST.	12/03/22	99-58	W	23	57	.404	6	19	.316	6	11	.545	11	18	29	30.5	19	8	18	3	6	58	62.4
UNC GREENSBORO	12/06/22	65-58	W	21	67	.313	9	28	.321	7	11	.636	8	31	39	31.4	26	13	9	3	8	58	61.9
vs Oklahoma	12/10/22	88-78	W	32	56	.571	7	15	.467	7	9	.778	7	20	27	31.0	17	15	15	1	5	78	63.5
vs Bradley	12/17/22	76-57	W	18	45	.400	4	15	.267	17	21	.810	8	24	32	31.1	22	8	27	2	8	57	62.9
UNC ASHEVILLE	12/21/22	85-51	W	20	50	.400	2	12	.167	9	18	.500	9	19	28	30.8	17	9	20	4	3	51	61.9
at LSU	12/28/22	57-60	L	25	62	.403	4	17	.235	6	12	.500	9	30	39	31.5	13	9	10	3	6	60	61.8
MISSOURI	01/04/23	74-68	W	24	54	.444	6	19	.316	14	21	.667	9	14	23	30.9	23	12	10	2	7	68	62.2
at Auburn	01/07/23	59-72	L	24	55	.436	7	21	.333	17	22	.773	7	25	32	30.9	20	13	8	7	8	72	62.9
ALABAMA	01/11/23	69-84	L	25	54	.463	9	20	.450	25	36	.694	8	29	37	31.3	22	11	13	5	8	84	64.2
at Vanderbilt	01/14/23	84-97	L	29	56	.518	10	18	.556	29	36	.806	15	23	38	31.7	20	10	9	5	5	97	66.1
at Missouri	01/18/23	76-79	L	22	49	.449	5	20	.250	30	40	.750	7	16	23	31.2	23	8	12	2	13	79	66.8
OLE MISS	01/21/23	69-57	W	23	52	.442	5	13	.385	6	13	.462	7	23	30	31.2	17	12	17	6	6	57	66.3
LSU	01/24/23	60-40	W	14	54	.259	1	9	.111	11	16	.688	14	21	35	31.4	15	6	15	3	5	40	65.0
at Baylor	01/28/23	64-67	L	20	59	.339	6	18	.333	21	24	.875	15	20	35	31.5	19	5	8	1	7	67	65.1
TEXAS A&M	01/31/23	81-70	W	26	76	.342	4	12	.333	14	24	.583	24	22	46	32.2	23	12	8	2	10	70	65.3
at South Carolina	02/04/23	65-63	W	24	58	.414	7	19	.368	8	14	.571	13	21	34	32.3	13	12	10	3	6	63	65.2
at Kentucky	02/07/23	88-73	W	29	62	.468	4	13	.308	11	18	.611	14	17	31	32.2	17	11	15	3	6	73	65.5
MISSISSIPPI ST.	02/11/23	64-70	L	27	57	.474	6	10	.600	10	16	.625	11	23	34	32.3	21	15	12	2	5	70	65.7
at Texas A&M	02/15/23	56-62	L	19	54	.352	6	12	.500	18	22	.818	9	27	36	32.4	20	9	9	4	5	62	65.6
FLORIDA	02/18/23	84-65	W	22	59	.373	4	21	.190	17	21	.810	8	17	25	32.1	16	9	12	2	9	65	65.6
GEORGIA	02/21/23	97-65	W	19	52	.365	6	18	.333	21	27	.778	7	22	29	32.0	19	6	13	1	3	65	65.5
at Alabama	02/25/23	83-86	L	29	64	.453	3	22	.136	25	30	.833	14	34	48	32.6	21	13	17	4	6	86	66.2
at Tennessee	02/28/23	57-75	L	27	54	.500	4	16	.250	17	25	.680	10	25	35	32.7	16	18	10	2	11	75	66.5
KENTUCKY	03/04/23	79-88	L	29	54	.537	4	14	.286	26	33	.788	10	31	41	32.9	26	14	15	4	5	88	67.2
vs Auburn	03/09/23	76-73	W	25	51	.490	5	16	.313	18	27	.667	6	13	19	32.5	18	13	10	2	12	73	67.4
vs Texas A&M	03/10/23	61-67	L	24	57	.421	1	10	.100	18	24	.750	17	26	43	32.8	16	8	15	2	5	67	67.4
vs Illinois	03/16/23	73-63	W	20	52	.385	6	22	.273	17	26	.654	3	31	34	32.9	19	10	17	5	10	63	67.3
vs Kansas	03/18/23	72-71	W	24	50	.480	5	13	.385	18	25	.720	7	22	29	32.7	23	9	12	4	5	71	67.4
vs UConn	03/23/23	65-88	L	31	54	.574	9	20	.450	17	21	.810	11	32	43	33.0	19	22	17	3	7	88	67.9
Opponents		2446		847	1996	.424	189	608	.311	563	788	.714	348	841	1189	33.0	681	382	519	103	241	2446	67.9
Arkansas		2666		961	2063	.466	179	572	.313	565	810	.698	373	899	1272	35.3	694	462	458	182	302	2666	74.1



Games played: 36
 Points/game: 67.9
 FG Pct: 42.4
 3FG Pct: 31.1
 FT Pct: 71.4

Rebounds/game: 33.0
 Assists/game: 10.6
 Turnovers/game: 14.4
 Assist/turnover ratio: 0.7
 Steals/game: 6.7
 Blocks/game: 2.9

ARKANSAS RAZORBACKS

2022-23 YEAR IN REVIEW

GAME-BY-GAME PTS/REB/AST & LINEUPS

ARKANSAS RAZORBACKS

2022-23 GAME-BY-GAME POINTS-ASSISTS-REBOUNDS

Opponent	Date	Score	WL	0	1	2	3	4	5	11	12	13	15	20	21	22	23	45
				Black	Council	Brazile	Smith	Davis	Pinion	Graham	Dunning	Walsh	Mitchell	Johnson	Arbogast	Mitchell	Ford	Blake
N. DAK ST	11/07/22	74-61	W	3-7-3	22-3-2	21-12-1	DNP-inj	18-6-0	0-0-0	DNP	0-0-0	4-2-3	8-4-1	0-0-0	DNP	DNP	0-1-0	DNP
FORD	11/11/22	74-48	W	10-6-0	15-4-7	8-8-1	DNP-Inj	7-3-5	2-0-0	10-4-1	0-0-0	12-4-1	8-4-2	0-1-0	0-0-0	0-0-0	2-0-0	0-1-0
S. DAK ST	11/16/22	71-56	W	5-5-5	19-2-2	13-10-2	DNP-Inj	13-2-3	2-0-0	2-6-0	0-0-0	10-1-1	5-4-3	2-4-0	0-0-0	0-3-1	0-3-0	0-1-0
vs LOU	11/21/22	80-54	W	26-3-6	15-3-3	1-2-0	DNP-Inj	2-0-5	2-2-0	8-1-0	0-0-0	7-2-2	5-6-1	DNP	0-0-0	12-6-3	2-0-0	0-0-0
vs CU	11/22/22	87-90	L	26-6-6	24-3-3	17-6-2	DNP-Inj	9-3-2	0-0-0	DNP	DNP	5-3-2	2-1-0	DNP	DNP	4-3-0	DNP	DNP
vs S DIEGO ST	11/23/22	78-74	WOT	15-5-1	19-3-4	20-9-0	DNP-Inj	2-2-1	DNP	0-0-0	0-0-0	7-5-2	2-3-0	7-7-0	DNP	6-3-0	DNP	DNP
TROY	11/28/22	74-61	W	14-8-3	27-3-0	3-0-1	0-1-0	DNP	0-1-0	DNP	0-0-0	6-4-0	14-9-0	8-3-0	DNP	2-2-0	DNP	DNP
SJSU	12/03/22	99-58	W	8-4-6	17-3-1	23-5-2	16-1-5	0-1-3	5-2-0	11-6-1	0-1-1	6-3-0	8-4-0	0-0-0	3-0-0	0-1-0	2-0-3	0-0-0
UNCG	12/06/22	65-58	W	11-5-2	8-3-2	0-2-0	22-4-3	10-10-0	DNP	0-1-0	DNP	0-0-1	13-14-1	1-5-0	DNP	DNP	0-0-0	DNP
vs OU	12/10/22	88-78	W	8-4-5	26-2-5	DNP-Inj	21-2-1	5-2-2	DNP	1-1-0	DNP	12-3-1	10-6-4	5-5-1	DNP	DNP	DNP	DNP
vs BRAD	12/17/22	76-57	W	15-3-4	16-2-2	DNP-Inj	5-1-0	7-7-3	0-1-0	6-2-1	1-1-0	18-3-1	6-3-2	2-2-0	0-0-0	0-0-0	0-0-0	0-0-0
AVL	12/21/22	85-51	W	10-3-3	12-2-2	DNP-Inj	DNP-Inj	9-2-3	10-1-3	16-3-1	0-0-0	4-4-1	9-1-3	7-7-2	0-1-0	6-3-0	2-3-2	0-2-0
at LSU	12/28/22	57-60	L	7-8-4	13-6-0	DNP-Inj	DNP-Inj	16-6-2	0-0-0	0-1-0	DNP	13-9-0	8-12-1	0-0-0	DNP	DNP	DNP	DNP
MIZ	01/04/23	74-68	W	6-2-5	25-7-1	DNP-Inj	DNP-Inj	10-5-5	13-1-0	0-0-0	DNP	6-7-2	8-7-0	5-8-0	DNP	1-0-0	DNP	DNP
at AUB	01/07/23	59-72	L	23-7-4	14-2-1	DNP-Inj	DNP-Inj	2-2-2	0-1-0	5-6-0	0-0-0	6-10-2	6-7-0	1-5-0	DNP	2-2-0	0-0-0	DNP
BAMA	01/11/23	69-84	L	5-5-1	15-2-3	DNP-Inj	DNP-Inj	16-10-3	0-0-0	16-5-1	DNP	2-2-0	10-5-1	0-0-0	DNP	5-4-0	0-0-0	DNP
at VANDY	01/14/23	84-97	L	18-6-3	24-3-1	DNP-Inj	DNP-Inj	17-3-4	6-0-0	0-0-0	0-0-0	0-2-2	11-8-0	0-1-0	DNP	8-2-1	0-0-0	DNP
at MIZ	01/18/23	76-79	L	15-8-7	13-3-1	DNP-Inj	DNP-Inj	18-9-3	0-0-0	0-0-0	DNP	12-2-0	7-9-1	7-7-0	DNP	DNP	4-0-0	DNP
OM	01/21/23	69-57	W	17-3-8	2-1-0	DNP-Inj	DNP-Inj	16-5-4	13-5-0	DNP	0-0-0	13-7-0	4-2-1	0-0-0	DNP	4-5-1	0-0-0	DNP
LSU	01/24/23	60-40	W	14-7-3	10-6-7	DNP-Inj	DNP-Inj	16-7-3	0-0-0	6-3-0	DNP	4-1-0	10-8-1	0-1-1	DNP	DNP-Inj	DNP	DNP
at BAYLOR	01/28/23	64-67	L	7-6-3	25-1-2	DNP-Inj	DNP-Inj	16-2-4	0-1-0	4-9-4	0-0-0	4-1-0	4-4-1	0-1-0	DNP	4-7-2	DNP	DNP
TA&M	01/31/23	81-70	W	11-5-7	19-6-4	DNP-Inj	DNP-Inj	19-1-4	DNP	5-0-0	DNP	12-7-1	6-5-0	DNP	DNP	9-13-0	DNP	DNP
at USC	02/04/23	65-63	W	13-6-4	10-3-3	DNP-Inj	DNP-Inj	15-4-2	DNP	16-2-1	DNP	4-10-1	2-2-0	0-0-0	DNP	5-4-0	DNP	DNP
at UK	02/07/23	88-73	W	19-4-5	20-3-4	DNP-Inj	DNP-Inj	15-3-7	0-0-0	2-0-1	DNP	13-1-0	4-9-2	DNP	DNP	15-4-0	0-0-0	DNP
MSU	02/11/23	64-70	L	23-5-5	13-6-3	DNP-Inj	5-1-1	7-6-2	DNP	2-1-0	DNP	2-2-1	6-4-0	DNP	DNP	6-6-0	DNP	DNP
at TA&M	02/15/23	56-62	L	9-3-8	6-5-4	DNP-Inj	0-0-0	14-3-3	DNP	4-0-0	DNP	8-5-1	11-9-1	0-0-0	DNP	4-4-0	DNP	DNP
UF	02/18/23	84-65	W	14-5-3	15-7-1	DNP-Inj	10-1-1	0-1-1	0-0-0	26-7-1	0-0-0	5-2-0	10-10-1	DNP-Inj	0-0-0	4-4-0	0-0-0	0-0-0
UGA	02/21/23	97-65	W	10-4-8	22-3-4	DNP-Inj	26-1-2	4-1-3	6-0-0	8-5-2	0-0-0	9-7-0	7-5-4	DNP-Inj	0-0-0	2-4-1	0-2-2	3-0-0
at BAMA	02/25/23	83-86	L	7-2-2	20-1-0	DNP-Inj	24-6-1	21-5-0	0-0-0	2-2-0	DNP	4-7-1	0-2-2	DNP-Inj	DNP	5-8-0	0-0-0	DNP
at UT	02/28/23	57-75	L	13-5-1	11-4-1	DNP-Inj	12-0-2	13-6-2	3-0-0	0-0-0	DNP	1-4-1	2-3-1	0-3-0	DNP	0-0-0	2-0-0	DNP
UK	03/04/23	79-88	L	14-8-4	16-4-1	DNP-Inj	25-3-6	8-2-0	0-0-0	2-0-0	DNP	10-7-2	2-1-1	2-3-0	DNP	0-5-0	0-0-0	DNP
vs AUB	03/09/23	76-73	W	19-6-6	7-2-0	DNP-Inj	14-3-2	7-10-3	DNP	2-0-0	DNP	11-4-2	12-6-2	4-3-0	DNP	0-1-0	DNP	DNP
vs TA&M	03/10/23	61-67	L	9-4-2	5-3-1	DNP-Inj	16-1-4	5-6-1	DNP	DNP	DNP	7-3-1	15-6-1	DNP	DNP	4-2-1	DNP	DNP
vs ILLINI	03/16/23	73-63	W	12-6-1	18-10-0	DNP-Inj	6-0-0	16-6-1	DNP	0-1-0	DNP	6-4-1	9-7-1	5-5-0	DNP	1-0-0	DNP	DNP
vs KU	03/18/23	72-71	W	4-4-2	21-6-4	DNP-Inj	0-1-1	25-8-1	0-0-0	2-0-0	DNP	10-3-0	6-2-0	4-10-0	DNP	0-0-0	0-0-0	DNP
vs UCONN	03/23/23	65-88	L	20-4-1	17-3-2	DNP-Inj	11-2-0	3-4-0	0-1-0	5-4-0	4-1-0	2-0-0	2-0-0	0-5-3	0-0-0	0-0-0	1-1-1	0-0-0

ARKANSAS RAZORBACKS

2022-23 STARTING LINEUPS

Date	Opponent	1st SUB(S)	Outcome
Nov. 7	N. DAK ST	Black Davis Council Johnson Khi Mitchell Brazile	W, 76-58
Nov. 11	FORDHAM	Black Davis Council Walsh Khi Mitchell Brazile	W, 74-48
Nov. 16	S. DAK ST	Black Davis Council Walsh Khi Mitchell Brazile	W, 71-56
Nov. 21	vs LOU	Black Davis Council Walsh Khi Mitchell Brazile	W, 80-54
Nov. 22	vs CU	Black Davis Council Walsh Khi Mitchell Brazile	L, 87-90
Nov. 23	vs S DIEGO ST	Black Davis Council Walsh Khi Mitchell Brazile (ot)	W, 78-74
Nov. 28	TROY	Black Dunning Council Walsh Khi Mitchell Brazile	W, 74-61
Dec. 3	SJSU	Black Smith Council Walsh Khi Mitchell Brazile	W, 99-58
Dec. 6	UNCG	Black Smith Council Walsh Khi Mitchell Brazile	W, 65-58
Dec. 10	vs OU	Black Smith Council Walsh Khi Mitchell Davis/Graham	W, 88-78
Dec. 17	vs BRAD	Black Smith Council Walsh Khi Mitchell Johnson/Davis	W, 76-57
Dec. 21	vs UNCA	Black Davis Council Walsh Khi Mitchell Johnson	W, 85-51
Dec. 28	at LSU	Black Davis Council Walsh Khi Mitchell Johnson	L, 57-60
Jan. 4	MIZZOU	Black Davis Council Walsh Khi Mitchell Johnson	W, 74-68
Jan. 7	at AUB	Black Davis Council Walsh Khi Mitchell Johnson	L, 59-72
Jan. 11	BAMA	Black Davis Council Walsh Khel Mitchell Khi Mitchell Council	L, 69-84
Jan. 14	at VANDY	Black Davis Council Khel Mitchell Khi Mitchell Johnson	L, 84-97
Jan. 18	at MIZZOU	Black Davis Council Johnson Khi Mitchell Walsh	L, 76-79
Jan. 21	OLE MISS	Black Davis Council Walsh Johnson Ford/Khel Mitchell	W, 69-57
Jan. 24	LSU	Black Davis Council Walsh Khi Mitchell Kamani	W, 60-40
Jan. 28	at BAYLOR	Black Davis Council Walsh Khi Mitchell Kamani	L, 64-67
Jan. 31	TX A&M	Black Davis Council Khel Mitchell Khi Mitchell Graham	W, 81-70
Feb. 4	at USC	Black Davis Council Khel Mitchell Khi Mitchell Walsh	W, 65-63
Feb. 7	at UK	Black Davis Council Khel Mitchell Khi Mitchell Walsh	W, 88-73
Feb. 11	MISS ST	Black Davis Council Khel Mitchell Khi Mitchell Walsh	L, 64-70
Feb. 15	at TX A&M	Black Davis Council Khel Mitchell Khi Mitchell Walsh	L, 56-65
Feb. 18	FLORIDA	Black Smith Davis Walsh Khi Mitchell Council	W, 84-65
Feb. 21	GEORGIA	Black Smith Davis Walsh Khi Mitchell Council	W, 97-65
Feb. 25	at BAMA	Black Smith Davis Walsh Khi Mitchell Council	L, 83-86
Feb. 28	at TENN	Black Smith Davis Walsh Khi Mitchell Council	L, 57-75
Mar. 4	KENTUCKY	Black Smith Davis Khel Mitchell Khi Mitchell Walsh	L, 79-88
Mar. 9	vs AUB	Black Smith Davis Council Johnson Khi Mitchell	W, 76-73
Mar. 10	vs TX A&M	Black Smith Davis Khel Mitchell Khi Mitchell Council	L, 61-67
Mar. 16	vs ILLINOIS	Black Smith Davis Council Johnson Khi Mitchell	W, 73-63
Mar. 18	vs KANSAS	Black Smith Davis Council Johnson Walsh	W, 72-71
Mar. 23	vs UCONN	Black Smith Davis Council Johnson Walsh	L, 65-88

RECORD BY LINEUP:

Lineup	Record
Black Davis Council Johnson Khi Mitchell	1-1
Black Davis Council Walsh Khi Mitchell	8-3
Black Dunning Council Walsh Khi Mitchell	1-0
Black Smith Council Walsh Khi Mitchell	4-0
Black Davis Walsh Khel Mitchell Khi Mitchell	0-1
Black Davis Council Khel Mitchell Khi Mitchell	3-3
Black Davis Council Walsh Johnson	1-0
Black Smith Davis Walsh Khi Mitchell	2-2
Black Smith Davis Khel Mitchell Khi Mitchell	0-1
Black Smith Davis Council Johnson	3-1
Black Smith Davis Khel Mitchell	0-1

RECORD BY STARTER

Starter	Record
Black	36 22-14
Khi Mitchell	31 18-13
Davis	31 17-14
Council	29 20-9
Walsh	22 15-7
Smith	14 9-5
Khel Mitchell	9 3-6
Johnson	7 5-2
Dunning	1 1-0

RECORD BY 1ST SUB

1st Sub	Record
(including ties)	
Brazile	9 8-1
Johnson	8 4-4
Walsh	7 3-4
Council	6 2-4
Khi Mitchell	2 2-0
Davis	2 2-0
Graham	2 2-0
Ford	1 1-0
Khel Mitchell	1 1-0



2022-23 ARKANSAS RAZORBACKS GAME HIGHS AND LEADERS

Opponent	DATE	SCORE	RESULT	POINTS	REBOUNDS	ASSISTS	STEALS	BLOCKED SHOTS
NORTH DAKOTA ST.	11/07/22	76-58	W	22-Ricky Council IV	12-Trevon Brazile	3-Jordan Walsh Anthony Black	3-Makhi Mitchell Anthony Black	1-Ricky Council IV Davonte Davis Trevon Brazile Anthony Black
FORDHAM	11/11/22	74-48	W	15-Ricky Council IV	8-Trevon Brazile	7-Ricky Council IV	3-Makhi Mitchell Davonte Davis	2-Makhi Mitchell
SOUTH DAKOTA ST.	11/16/22	71-56	W	19-Ricky Council IV	10-Trevon Brazile	5-Anthony Black	4-Anthony Black	2-Trevon Brazile
vs Louisville	11/21/22	80-54	W	26-Anthony Black	6-Makhi Mitchell Makhel Mitchell	6-Anthony Black	4-Ricky Council IV	2-Makhel Mitchell
vs Creighton	11/22/22	87-90	L	26-Anthony Black	6-Trevon Brazile Anthony Black	6-Anthony Black	2-Anthony Black Ricky Council IV	3-Trevon Brazile
vs San Diego St.	11/23/22	78-74	WOT	20-Trevon Brazile	9-Trevon Brazile	4-Ricky Council IV	2-Trevon Brazile Kamani Johnson Ricky Council IV	2-Makhel Mitchell
TROY	11/28/22	74-61	W	27-Ricky Council IV	9-Makhi Mitchell	3-Anthony Black	2-Anthony Black Jordan Walsh Trevon Brazile	3-Makhi Mitchell
SAN JOSE ST.	12/03/22	99-58	W	23-Trevon Brazile	6-Jalen Graham	6-Anthony Black	3-Ricky Council IV	2-Trevon Brazile
UNC GREENSBORO	12/06/22	65-58	W	22-Nick Smith Jr.	14-Makhi Mitchell	3-Nick Smith Jr.	3-Davonte Davis	4-Makhi Mitchell
vs Oklahoma	12/10/22	88-78	W	26-Ricky Council IV	6-Makhi Mitchell	5-Ricky Council IV Anthony Black	2-Anthony Black Jordan Walsh	2-Makhi Mitchell
vs Bradley	12/17/22	76-57	W	18-Jordan Walsh	7-Davonte Davis	4-Anthony Black	5-Davonte Davis	2-Anthony Black
UNC ASHEVILLE	12/21/22	85-51	W	16-Jalen Graham	7-Kamani Johnson	3-Anthony Black Makhi Mitchell Joseph Pinion Davonte Davis	3-Makhi Mitchell Kamani Johnson	3-Makhel Mitchell
at LSU	12/28/22	57-60	L	16-Davonte Davis	12-Makhi Mitchell	4-Anthony Black	3-Ricky Council IV	3-Makhi Mitchell
MISSOURI	01/04/23	74-68	W	25-Ricky Council IV	8-Kamani Johnson	5-Davonte Davis Anthony Black	3-Davonte Davis	2-Makhi Mitchell
at Auburn	01/07/23	59-72	L	23-Anthony Black	10-Jordan Walsh	4-Anthony Black	2-Kamani Johnson	2-Makhi Mitchell
ALABAMA	01/11/23	69-84	L	16-Davonte Davis Jalen Graham	10-Davonte Davis	3-Ricky Council IV Davonte Davis	2-Davonte Davis	2-Makhel Mitchell
at Vanderbilt	01/14/23	84-97	L	24-Ricky Council IV	8-Makhi Mitchell	4-Davonte Davis	2-Ricky Council IV	2-Makhel Mitchell
at Missouri	01/18/23	76-79	L	18-Davonte Davis	9-Makhi Mitchell Davonte Davis	7-Anthony Black	3-Ricky Council IV	1-Makhi Mitchell Anthony Black
OLE MISS	01/21/23	69-57	W	17-Anthony Black	7-Jordan Walsh	8-Anthony Black	5-Anthony Black	2-Makhel Mitchell
LSU	01/24/23	60-40	W	16-Davonte Davis	8-Makhi Mitchell	7-Ricky Council IV	3-Anthony Black	3-Makhi Mitchell
at Baylor	01/28/23	64-67	L	25-Ricky Council IV	9-Jalen Graham	4-Davonte Davis Jalen Graham	2-Jalen Graham	3-Makhel Mitchell
TEXAS A&M	01/31/23	81-70	W	19-Davonte Davis Ricky Council IV	13-Makhel Mitchell	7-Anthony Black	2-Anthony Black	7-Makhel Mitchell
at South Carolina	02/04/23	65-63	W	16-Jalen Graham	10-Jordan Walsh	4-Anthony Black	2-Davonte Davis	2-Anthony Black
at Kentucky	02/07/23	88-73	W	20-Ricky Council IV	9-Makhi Mitchell	7-Davonte Davis	5-Anthony Black	5-Makhel Mitchell
MISSISSIPPI ST.	02/11/23	64-70	L	23-Anthony Black	6-Davonte Davis Makhel Mitchell Ricky Council IV	5-Anthony Black	3-Anthony Black	3-Makhel Mitchell
at Texas A&M	02/15/23	56-62	L	14-Davonte Davis	9-Makhi Mitchell	8-Anthony Black	2-Davonte Davis Anthony Black	4-Makhel Mitchell
FLORIDA	02/18/23	84-65	W	26-Jalen Graham	10-Makhi Mitchell	3-Anthony Black	3-Anthony Black	2-Jalen Graham Makhel Mitchell Makhi Mitchell
GEORGIA	02/21/23	97-65	W	26-Nick Smith Jr.	7-Jordan Walsh	8-Anthony Black	2-Ricky Council IV Jordan Walsh Anthony Black	2-Jalen Graham
at Alabama	02/25/23	83-86	L	24-Nick Smith Jr.	8-Makhel Mitchell	2-Anthony Black Makhi Mitchell	3-Anthony Black Jordan Walsh	3-Jalen Graham
at Tennessee	02/28/23	57-75	L	13-Davonte Davis Anthony Black	6-Davonte Davis	2-Davonte Davis Nick Smith Jr.	3-Davonte Davis	2-Makhel Mitchell
KENTUCKY	03/04/23	79-88	L	25-Nick Smith Jr.	8-Anthony Black	6-Nick Smith Jr.	4-Nick Smith Jr.	1-Nick Smith Jr. Jordan Walsh Anthony Black
vs Auburn	03/09/23	76-73	W	19-Anthony Black	10-Davonte Davis	6-Anthony Black	2-Ricky Council IV Anthony Black Nick Smith Jr.	1-Jordan Walsh Ricky Council IV
vs Texas A&M	03/10/23	61-67	L	16-Nick Smith Jr.	6-Makhi Mitchell Davonte Davis	4-Nick Smith Jr.	3-Makhi Mitchell	4-Makhi Mitchell Anthony Black
vs Illinois	03/16/23	73-63	W	18-Ricky Council IV	10-Ricky Council IV	1-Anthony Black Davonte Davis Makhi Mitchell Jordan Walsh	4-Davonte Davis	2-Makhi Mitchell
vs Kansas	03/18/23	72-71	W	25-Davonte Davis	10-Kamani Johnson	4-Ricky Council IV	2-Makhi Mitchell Jordan Walsh	1-Ricky Council IV Anthony Black Makhi Mitchell
vs UConn	03/23/23	65-88	L	20-Anthony Black	5-Kamani Johnson	3-Kamani Johnson	5-Anthony Black	1-Ricky Council IV Jalen Graham

LED TEAM IN POINTS (including ties)	
Council	11
Black	9
Davis	8
Smith	5
Graham	4
Walsh	1
Brazile	1

LED TEAM IN REBS (including ties)	
Khi Mitchell	12
Davis	7
Brazile	5
Khel Mitchell	4
Walsh	4
Johnson	4
Black	2
Graham	2
Council	2

LED TEAM IN ASSISTS (including ties)	
Black	23
Davis	8
Council	6
Smith	4
Khi Mitchell	3
Walsh	2
Pinion	1
Graham	1
Johnson	1

LED TEAM IN STEALS (including ties)	
Black	17
Council	9
Davis	9
Walsh	5
Khi Mitchell	5
Johnson	3
Smith	2
Brazile	1
Graham	1

LED TEAM IN BLKS (including ties)	
Khel Mitchell	13
Khi Mitchell	13
Black	7
Brazile	4
Graham	4
Council	4
Walsh	2
Davis	1
Smith	1

ARKANSAS RAZORBACKS

2022-23 YEAR IN REVIEW

BOX SCORES

GAME 1 **58** North Dakota State **26 32 58 76** **#10/10 ARKANSAS** **34 42 76**
Nov. 7, 2022 • Fayetteville, Ark. • Bud Walton Arena

North Dakota St. 58 • 0-1

#	Player	Total			3-Ptr			Rebounds			PF	TP	A	TO	Blk	Stl	Min
		FG-FGA	FG-FGA	FT-FTA	FG-FGA	FG-FGA	FT-FTA	Off	Def	Tot							
04	Grant Nelson	f	5-9	1-2	6-8	0	6	6	4	17	0	4	1	0	0	21	
23	Andrew Morgan	f	3-8	0-1	1-4	3	4	7	2	7	0	3	1	2	25		
05	Luke Yoder	g	1-3	0-1	0-0	0	4	4	0	2	4	2	0	0	30		
12	Lance Waddles	g	1-9	1-7	0-0	0	4	4	1	3	2	0	0	0	22		
14	Boden Skunberg	g	5-13	1-4	6-8	0	1	1	4	17	1	4	0	0	35		
02	Tajavis Miller	f	1-6	1-3	0-0	0	3	3	2	3	0	1	0	1	19		
11	Jacari White	g	2-6	0-1	2-3	1	1	2	0	6	0	0	0	2	15		
22	Joshua Streit	g	0-0	0-0	0-0	3	1	4	3	0	0	0	0	0	15		
33	Sam Hastreiter	g	1-2	1-2	0-0	0	1	1	0	3	0	0	0	0	18		
	Team					0	3	3									
	Totals		19-56	5-21	15-23	7	28	35	16	58	7	14	2	5	200		

FG % 1st Half: 8-26 30.8% 2nd half: 11-30 36.7% Game: 19-56 33.9% Deadball Rebounds 4
3FG % 1st Half: 2-12 16.7% 2nd half: 3-9 33.3% Game: 5-21 23.8%
FT % 1st Half: 8-12 66.7% 2nd half: 7-11 63.6% Game: 15-23 65.2%

Arkansas 76 • 1-0

#	Player	Total			3-Ptr			Rebounds			PF	TP	A	TO	Blk	Stl	Min
		FG-FGA	FG-FGA	FT-FTA	FG-FGA	FG-FGA	FT-FTA	Off	Def	Tot							
15	Makhi Mitchell	f	4-5	0-0	0-0	1	3	4	4	8	1	0	0	3	20		
20	Kamani Johnson	f	0-0	0-0	0-0	0	0	0	2	0	1	0	1	10			
00	Anthony Black	g	1-7	0-0	1-2	0	7	7	3	3	3	2	1	3	30		
01	Ricky Council IV	g	9-14	1-2	3-6	1	2	3	1	22	2	1	1	1	36		
04	Davonte Davis	g	6-14	0-2	6-8	0	6	6	1	18	0	5	1	2	39		
02	Trevon Brazile	g	7-14	3-6	4-5	1	11	12	2	21	1	2	1	0	32		
05	Joseph Pinion	g	0-0	0-0	0-0	0	0	0	1	0	0	0	0	3			
12	Barry Dunning Jr.	g	0-1	0-0	0-0	0	0	0	0	0	0	0	0	9			
13	Jordan Walsh	g	1-1	0-0	2-2	0	2	2	5	4	3	0	0	18			
23	Derrian Ford	g	0-1	0-0	0-0	1	0	1	0	0	0	0	0	3			
	Team					2	3	5									
	Totals		28-57	4-10	16-23	6	34	40	19	76	10	11	4	11	200		

FG % 1st Half: 12-30 40.0% 2nd half: 16-27 59.3% Game: 28-57 49.1% Deadball Rebounds 2
3FG % 1st Half: 1-4 25.0% 2nd half: 3-6 50.0% Game: 4-10 40.0%
FT % 1st Half: 9-14 64.3% 2nd half: 7-9 77.8% Game: 16-23 69.6%

Officials: Hunter Allen, Josue Nieves, Steven Anderson
Technical fouls: North Dakota St.-None, Arkansas-Kamani Johnson.
Attendance: 19200

Score by periods	1st	2nd	Total
North Dakota St.	26	32	58
Arkansas	34	42	76

Last FG - NDSU 2nd-00:03, ARK 2nd-00:09.
Largest lead - NDSU None, ARK by 21 2nd-11:35.
NDSU led for 00:00. ARK led for 38:10. Game was tied for 01:50.

Score tied - 3 times.
Lead changed - 0 times.

GAME 3 **56** South Dakota State **29 27 56 71** **#9/10 ARKANSAS** **41 30 71 71**
Nov. 16, 2022 • Fayetteville, Ark. • Bud Walton Arena

South Dakota St. 56 • 2-2

#	Player	Total			3-Ptr			Rebounds			PF	TP	A	TO	Blk	Stl	Min
		FG-FGA	FG-FGA	FT-FTA	FG-FGA	FG-FGA	FT-FTA	Off	Def	Tot							
02	Matt Dentlinger	f	0-2	0-1	3-4	0	1	1	3	3	2	4	0	1	22		
02	William Kyle III	f	3-5	0-0	2-2	1	1	2	4	8	0	3	1	0	16		
02	Zeke Mayo	g	4-8	1-3	0-0	0	8	8	0	9	1	2	0	2	30		
30	Charlie Easley	g	1-6	0-2	0-0	1	0	1	1	2	1	2	0	0	27		
34	Alex Arians	g	1-3	0-1	1-2	0	7	7	1	3	2	2	0	0	20		
01	Matt Mims	g	0-6	0-2	8-8	0	1	1	0	8	1	0	0	0	19		
11	Matthew Mors	f	1-8	0-2	0-0	2	1	3	1	2	0	1	1	0	20		
13	Luke Appel	g	4-7	0-0	1-1	1	2	3	2	9	1	1	0	1	11		
15	Tanner Te Slaa	g	2-6	1-2	2-2	0	2	2	1	7	1	3	0	3	22		
22	Aaron Fiegen	g	0-0	0-0	0-0	0	0	0	0	0	0	0	0	0	2		
33	Broden Lien	g	2-5	1-3	0-1	1	2	3	1	5	0	1	0	0	11		
	Team					0	1	1									
	Totals		18-56	3-16	17-20	6	26	32	14	56	9	20	2	8	200		

FG % 1st Half: 11-28 39.3% 2nd half: 7-28 25.0% Game: 18-56 32.1% Deadball Rebounds 1
3FG % 1st Half: 2-7 28.6% 2nd half: 1-9 11.1% Game: 3-16 18.8%
FT % 1st Half: 5-6 83.3% 2nd half: 12-14 85.7% Game: 17-20 85.0%

Arkansas 71 • 3-0

#	Player	Total			3-Ptr			Rebounds			PF	TP	A	TO	Blk	Stl	Min
		FG-FGA	FG-FGA	FT-FTA	FG-FGA	FG-FGA	FT-FTA	Off	Def	Tot							
13	Jordan Walsh	f	4-7	2-4	0-1	0	1	1	0	10	1	1	1	3	16		
15	Makhi Mitchell	f	2-5	0-0	1-3	1	3	4	3	5	3	2	0	1	15		
00	Anthony Black	g	2-3	1-2	0-0	1	4	5	1	5	2	2	0	4	30		
01	Ricky Council IV	g	8-12	1-4	2-3	0	2	2	2	19	2	3	1	1	30		
04	Davonte Davis	g	5-10	2-5	1-2	0	2	2	1	13	3	1	0	1	33		
02	Trevon Brazile	g	5-9	1-1	2-2	2	8	10	3	13	2	4	2	1	29		
05	Joseph Pinion	g	0-4	0-3	2-2	0	0	0	1	2	0	0	0	0	5		
11	Jalen Graham	f	1-4	0-1	0-0	1	5	6	1	2	0	2	0	0	8		
12	Barry Dunning Jr.	g	0-1	0-1	0-0	0	0	0	1	0	0	0	0	0	6		
20	Kamani Johnson	g	1-3	0-0	0-0	3	1	4	3	2	0	3	0	1	9		
21	Cade Arbogast	g	0-1	0-1	0-0	0	0	0	0	0	0	0	0	0	2		
22	Makhi Mitchell	g	0-1	0-0	0-0	0	3	3	2	0	1	1	0	0	6		
23	Derrian Ford	g	0-0	0-0	0-0	0	3	3	1	0	1	0	1	1	9		
45	Lawson Blake	g	0-1	0-0	0-0	1	0	1	0	0	0	0	0	0	2		
	Team					0	1	1									
	Totals		28-61	7-22	8-15	9	33	42	19	71	17	20	4	14	200		

FG % 1st Half: 18-33 54.5% 2nd half: 10-28 35.7% Game: 28-61 45.9% Deadball Rebounds 5,1
3FG % 1st Half: 4-10 40.0% 2nd half: 3-12 25.0% Game: 7-22 31.8%
FT % 1st Half: 1-5 20.0% 2nd half: 7-10 70.0% Game: 8-15 53.3%

Officials: Jerry Heater, Marques Pettigrew, Jason Baker
Technical fouls: South Dakota St.-Charlie Easley, Arkansas-Kamani Johnson.
Attendance: 19200

Score by periods	1st	2nd	Total
South Dakota St.	29	27	56
Arkansas	41	30	71

Last FG - SDSU 2nd-00:02, ARK 2nd-01:54.
Largest lead - SDSU by 1 1st-16:08, ARK by 27 2nd-08:39.
SDSU led for 00:17. ARK led for 37:54. Game was tied for 01:49.

Score tied - 1 time.
Lead changed - 2 times.

GAME 2 **48** Fordham **21 27 48 74** **#10/10 ARKANSAS** **32 42 74**
Nov. 11, 2022 • Fayetteville, Ark. • Bud Walton Arena

Fordham 48 • 1-1

#	Player	Total			3-Ptr			Rebounds			PF	TP	A	TO	Blk	Stl	Min
		FG-FGA	FG-FGA	FT-FTA	FG-FGA	FG-FGA	FT-FTA	Off	Def	Tot							
02	Khalid Moore	f	3-7	0-2	1-2	0	1	1	2	7	2	1	0	0	27		
03	Abdou Tsimbila	f	1-2	0-0	0-0	0	6	6	2	2	0	2	0	3	21		
30	Darius Quisenberry	g	2-8	1-4	5-6	0	1	1	1	10	1	3	0	1	30		
10	Kyle Rose	g	2-3	2-3	0-2	3	1	4	0	6	0	4	0	0	21		
24	Antrell Charlton	g	3-10	0-2	0-0	0	1	1	3	6	2	9	0	0	30		
01	Will Richardson	g	0-2	0-0	0-0	0	2	2	1	0	1	1	0	0	17		
11	Romad Dean	g	2-4	0-1	1-1	1	1	2	0	5	0	2	0	0	21		
12	Elijah Gray	g	4-5	1-2	1-4	0	2	2	4	10	0	1	0	0	11		
13	Zach Riley	g	0-0	0-0	0-0	1	0	1	0	0	1	0	0	0	6		
14	Albe Evlans	g	0-0	0-0	0-0	0	0	0	0	0	0	0	0	0	0+		
15	Rostyslav Novitskiy	g	0-0	0-0	2-2	1	3	4	3	2	0	4	0	0	9		
23	Patrick Kelly	g	0-4	0-3	0-0	2	0	2	1	0	0	0	0	0	7		
	Team					1	2	3									
	Totals		17-45	4-17	10-17	9	20	29	17	48	7	30	4	4	200		

FG % 1st Half: 8-21 38.1% 2nd half: 9-24 37.5% Game: 17-45 37.8% Deadball Rebounds 4,2
3FG % 1st Half: 2-9 22.2% 2nd half: 2-8 25.0% Game: 4-17 23.5%
FT % 1st Half: 3-6 50.0% 2nd half: 7-11 63.6% Game: 10-17 58.8%

Arkansas 74 • 2-0

#	Player	Total			3-Ptr			Rebounds			PF	TP	A	TO	Blk	Stl	Min
		FG-FGA	FG-FGA	FT-FTA	FG-FGA	FG-FGA	FT-FTA	Off	Def	Tot							
13	Jordan Walsh	f	5-7	0-2	2-3	1	3	4	3	12	1	1	0	0	21		
15	Makhi Mitchell	f	4-7	0-0	0-0	2	2	4	3	8	2	0	2	3	26		
00	Anthony Black	g	3-8	1-6	3-4	2	4	6	2	10	0	4	1	2	24		
01	Ricky Council IV	g	5-12	1-3	4-4	1	3	4	2	15	7	2	0	2	37		
04	Davonte Davis	g	3-12	0-3	1-2	0	3	3	1	7	5	1	0	3	29		
02	Trevon Brazile	g	3-7	0-2	2-3	4	4	8	3	8	1	2	1	1	32		
05	Joseph Pinion	g	1-1	0-0	0-0	0	0	0	1	2	0	0	0	1	4		
11	Jalen Graham	f	5-7	0-0	0-0	3	1	4	3	10	1	1	0	0	11		
12	Barry Dunning Jr.	g	0-0	0-0													

ARKANSAS RAZORBACKS

2022-23 YEAR IN REVIEW

BOX SCORES

GAME 5 **90** #10/8 Creighton 40 50 90 **80** #9/9 ARKANSAS 34 53 87
 Nov. 22, 2022 • Lahaina, Hawaii • Lahaina Civic Center

Creighton 90 • 6-0

#	Player	Total		3-Ptr		Rebounds			PF	TP	A	TO	Blk	Stl	Min
		FG-FGA	FG-FGA	FT-FTA	Off	Def	Tot								
24	Arthur Kaluma	f	4-8	0-1	1-2	2	4	6	2	9	2	6	1	2	30
11	Ryan Kalkbrenner	c	9-12	0-0	3-6	3	4	7	4	21	1	2	2	1	38
02	Ryan Nembhard	g	6-12	3-4	10-12	0	6	6	1	25	5	2	0	0	36
23	Trey Alexander	g	4-6	0-0	4-5	0	5	5	3	12	6	2	0	2	32
55	Baylor Scheierman	g	7-10	3-5	3-4	0	7	7	4	20	3	2	0	0	39
04	Shereef Mitchell	g	0-1	0-1	0-0	0	1	1	1	0	0	1	0	0	4
05	Francisco Farabello	g	1-3	1-3	0-0	0	0	0	0	3	0	1	0	0	13
13	Mason Miller	g	0-0	0-0	0-0	0	0	0	0	0	0	0	0	0	6
33	Fredrick King	g	0-1	0-0	0-0	0	1	1	1	0	0	0	0	0	2
	Team					0	2	2				1			
	Totals		31-53	7-14	21-29	5	30	35	16	90	17	17	3	5	200

FG % 1st Half: 17-31 54.8% 2nd half: 14-22 63.6% Game: 31-53 58.5% Deadball Rebounds 4
3FG % 1st Half: 5-10 50.0% 2nd half: 2-4 50.0% Game: 7-14 50.0%
FT % 1st Half: 1-1 100.0% 2nd half: 20-28 71.4% Game: 21-29 72.4%

Arkansas 87 • 4-1

#	Player	Total		3-Ptr		Rebounds			PF	TP	A	TO	Blk	Stl	Min
		FG-FGA	FG-FGA	FT-FTA	Off	Def	Tot								
13	Jordan Walsh	f	1-5	1-2	2-2	0	3	3	3	5	2	2	0	1	36
15	Makhi Mitchell	f	1-2	0-0	0-0	1	0	1	3	2	0	2	0	1	11
00	Anthony Black	g	10-18	1-3	5-7	3	3	6	3	26	6	3	0	2	38
01	Ricky Council IV	g	9-19	2-6	4-4	1	2	3	3	24	3	1	0	2	40
04	Davonte Davis	g	3-9	1-4	2-2	0	3	3	4	9	2	0	0	1	39
02	Trevon Brazile	g	7-14	3-5	0-1	1	5	6	5	17	2	1	3	1	32
05	Joseph Pinion	g	0-0	0-0	0-0	0	0	0	0	0	0	0	0	0	0+
22	Makhel Mitchell	g	2-3	0-0	0-1	1	2	3	0	4	0	0	2	0	7
	Team					3	3	6							
	Totals		33-70	8-20	13-17	10	21	31	21	87	15	9	5	8	200

FG % 1st Half: 15-34 44.1% 2nd half: 18-36 50.0% Game: 33-70 47.1% Deadball Rebounds 1
3FG % 1st Half: 0-5 0.0% 2nd half: 8-15 53.3% Game: 8-20 40.0%
FT % 1st Half: 4-6 66.7% 2nd half: 9-11 81.8% Game: 13-17 76.5%

Officials: Randy Richardson, Lee Cassell, Paul Szelc
Technical fouls: Creighton-None. Arkansas-TEAM.
Attendance: 2400

Score by periods	1st	2nd	Total
Creighton	40	50	90
Arkansas	34	53	87

	In	Off	2nd	Fast	Bench
Points	42	3	5	13	3
CU	42	3	5	13	3
ARK	42	21	15	16	21

Last FG - CU 2nd-01:12, ARK 2nd-00:03.
Largest lead - CU by 12 1st-01:43, ARK by 2 2nd-14:25.
CU led for 33:45. ARK led for 02:08. Game was tied for 04:07.

GAME 7 **61** Troy 33 28 61 **76** #11/11 ARKANSAS 31 43 74
 Nov. 28, 2022 • Fayetteville, Ark. • Bud Walton Arena

Troy 61 • 6-2

#	Player	Total		3-Ptr		Rebounds			PF	TP	A	TO	Blk	Stl	Min
		FG-FGA	FG-FGA	FT-FTA	Off	Def	Tot								
10	Zay Williams	f	5-9	0-4	1-2	1	3	4	3	11	1	2	1	1	24
30	Christian Turner	f	1-3	0-2	0-0	1	0	1	2	2	0	3	0	2	24
00	Kieffer Punter	g	0-4	0-3	0-0	0	0	0	3	0	1	3	0	0	25
02	Aamer Muhammad	g	2-7	1-3	0-0	0	3	3	2	5	3	1	0	0	32
11	Nelson Phillips	g	7-17	6-12	2-2	1	6	7	2	22	3	3	2	1	35
05	Christyone Eugene	g	5-10	2-3	1-2	0	1	1	2	13	0	4	0	1	28
15	Jackson Fields	g	0-0	0-0	0-0	0	1	1	3	0	1	1	0	1	12
21	Nate Tshimanga	g	1-1	0-0	0-2	0	1	1	1	2	0	1	0	0	7
32	Lydell Geffrard	g	3-5	0-1	0-0	2	1	3	1	6	1	0	0	0	13
	Team					5	0	5							
	Totals		24-56	9-28	4-8	10	16	26	19	61	10	18	3	6	200

FG % 1st Half: 13-26 50.0% 2nd half: 11-30 36.7% Game: 24-56 42.9% Deadball Rebounds 2
3FG % 1st Half: 6-14 42.9% 2nd half: 3-14 21.4% Game: 9-28 32.1%
FT % 1st Half: 1-4 25.0% 2nd half: 3-4 75.0% Game: 4-8 50.0%

Arkansas 74 • 6-1

#	Player	Total		3-Ptr		Rebounds			PF	TP	A	TO	Blk	Stl	Min
		FG-FGA	FG-FGA	FT-FTA	Off	Def	Tot								
13	Jordan Walsh	f	1-6	0-0	4-5	0	4	4	3	6	0	2	1	2	20
15	Makhi Mitchell	f	6-8	0-0	2-2	4	5	9	2	14	0	2	3	0	28
00	Anthony Black	g	5-8	2-4	2-4	1	7	8	1	14	3	3	1	2	40
01	Ricky Council IV	g	12-18	1-4	2-2	2	1	3	2	27	0	2	0	1	39
02	Trevon Brazile	g	0-0	0-0	0-0	0	0	0	0	0	0	1	0	0	1
04	Davonte Davis	g	1-5	0-2	1-2	0	0	0	2	3	1	5	0	2	25
03	Nick Smith Jr.	g	0-2	0-1	0-0	1	0	1	0	0	0	0	0	0	6
05	Joseph Pinion	g	0-0	0-0	0-0	0	1	1	0	0	0	0	0	0	2
20	Kamani Johnson	g	1-3	0-0	6-8	0	3	3	2	8	0	0	0	1	32
22	Makhel Mitchell	g	1-1	0-0	0-0	1	1	2	0	2	0	0	0	0	7
	Team					1	1	2							
	Totals		27-51	3-11	17-23	10	23	33	12	74	4	15	5	8	200

FG % 1st Half: 11-26 42.3% 2nd half: 16-25 64.0% Game: 27-51 52.9% Deadball Rebounds 4,1
3FG % 1st Half: 1-6 16.7% 2nd half: 2-5 40.0% Game: 3-11 27.3%
FT % 1st Half: 8-10 80.0% 2nd half: 9-13 69.2% Game: 17-23 73.9%

Officials: Brian O'Connell, Owen Shortt, Joe Lindsay
Technical fouls: Troy-None. Arkansas-None.
Attendance: 19200

Score by periods	1st	2nd	Total
Troy	33	28	61
Arkansas	31	43	74

	In	Off	2nd	Fast	Bench
Points	26	15	10	10	21
TROY	26	15	10	10	21
ARK	46	20	12	14	13

Last FG - TROY 2nd-00:55, ARK 2nd-00:43.
Largest lead - TROY by 7 1st-06:06, ARK by 14 2nd-01:03.
TROY led for 20:22. ARK led for 15:32. Game was tied for 04:06.

GAME 6 **78** #9/9 ARKANSAS 26 41 11 78 **74** #17/19 San Diego State 35 32 7 74
 Nov. 23, 2022 • Lahaina, Hawaii • Lahaina Civic Center

Arkansas 78 • 5-1

#	Player	Total		3-Ptr		Rebounds			PF	TP	A	TO	Blk	Stl	Min
		FG-FGA	FG-FGA	FT-FTA	Off	Def	Tot								
13	Jordan Walsh	f	3-7	0-2	1-2	3	2	5	4	7	2	1	1	0	34
15	Makhi Mitchell	f	0-0	0-0	2-2	0	3	3	1	2	0	0	0	1	11
00	Anthony Black	g	3-11	0-2	9-10	1	4	5	2	15	1	4	0	1	39
01	Ricky Council IV	g	6-19	0-3	7-11	1	2	3	3	19	4	3	0	2	41
04	Davonte Davis	g	1-4	0-2	0-0	1	1	2	0	2	1	1	0	0	17
02	Trevon Brazile	g	6-14	3-8	5-8	0	9	9	3	20	0	1	0	2	40
11	Jalen Graham	g	0-0	0-0	0-0	0	0	0	0	0	0	0	0	0	2
12	Barry Dunning Jr.	g	0-0	0-0	0-0	0	0	0	0	1	0	1	0	1	8
20	Kamani Johnson	g	2-2	0-0	3-5	4	3	7	3	7	0	1	0	2	19
22	Makhi Mitchell	g	3-3	0-0	0-0	0	3	3	3	6	0	1	2	0	14
	Team					0	3	3				3			
	Totals		24-60	3-17	27-38	10	30	40	20	78	8	16	3	9	225

FG % 1st Half: 9-22 40.9% 2nd half: 11-29 37.9% OT: 4-9 44.4% Game: 24-60 40.0% Deadball Rebounds 4
3FG % 1st Half: 0-8 0.0% 2nd half: 3-8 37.5% OT: 0-1 0.0% Game: 3-17 17.6%
FT % 1st Half: 8-12 66.7% 2nd half: 16-22 72.7% OT: 3-4 75.0% Game: 27-38 71.1%

San Diego State 74 • 4-2

#	Player	Total		3-Ptr		Rebounds			PF	TP	A	TO	Blk	Stl	Min
		FG-FGA	FG-FGA	FT-FTA	Off	Def	Tot								
00	Keshad Johnson	f	4-6	0-1	2-3	1	6	7	5	10	1	1	1	0	36
31	Nathan Mensah	f	1-2	0-0	0-0	1	3	4	5	2	1	2	0	1	11
05	Lamont Butler	g	3-9	0-1	3-5	0	2	2	2	9	0	3	0	1	21
12	Darrion Trammell	g	5-13	1-4	2-2	0	2	2	0	13	2	2	0	2	34
20	Matt Bradley	g	9-20	1-7	4-5	0	7	7	1	23	1	1	0	3	35
02	Adam Seiko	g	0-1	0-1	2-2	0	2	2	1	2	1	3	0	1	16
03	Micah Parrish	g	0-4	0-4	2-2	0	1	1	2	2	1	2	0	1	29
13	Jaedon LeDee	g	2-4	0-0	2-2	0	1	1	3	6	0	0	0	0	14
33	Aguek Arop	g	3-3	0-0	1-2	1	2	3	4	7	1	0	1	0	29
	Team					4	1	5				1			
	Totals		27-62	2-18	18-23	7	27	34	23	74	8	15	2	9	225

FG % 1st Half: 14-29 48.3% 2nd half: 11-26 42.3% OT: 2-7 28.6% Game: 27-62 43.5% Deadball Rebounds 2,1
3FG % 1st Half: 0-8 0.0% 2nd half: 1-7 14.3% OT: 1-3 33.3% Game: 2-18 11.1%
FT % 1st Half: 7-11 63.6% 2nd half: 9-10 90.0% OT: 2-2 100.0% Game: 18-23 78.3%

Officials: Jeb Hartness, Byron Jarrett, Terry Oglesby
Technical fouls: Arkansas-None. San Diego St.-Matt Bradley.
Attendance: 2400

Score by periods	1st	2nd	OT	Total
Arkansas	26	41	11	78
San Diego St.	35	32	7	74

	In	Off	2nd	Fast	Bench
Points	32	16	8	10	33
ARK	32	16	8	10	33
SDIEGO	34	18	4	9	17

Last FG - ARK OT-01:53, SDIEGOST OT-02:25.
Largest lead - ARK by 4 OT-00:03, SDIEGOST by 13 1st-05:56.
ARK led for 08:52. SDIEGOST led for 33:53. Game was tied for 02:15.

GAME 8 **58** San Jose State 35 23 58 **99** #11/11 ARKANSAS 40 59 99
 Dec. 3

ARKANSAS RAZORBACKS

2022-23 YEAR IN REVIEW

BOX SCORES

GAME 9 **58** **UNC Greensboro** 26 32 58 **65** **#9/8 ARKANSAS** 21 44 65 **65**
Dec. 6, 2022 • Fayetteville, Ark. • Bud Walton Arena

UNC Greensboro 58 • 4-6

#	Player	Total			3-Ptr			Rebounds			PF	TP	A	TO	Blk	Stl	Min
		FG-FGA	FG-FGA	FT-FTA	FG-FGA	FG-FGA	FT-FTA	Off	Def	Tot							
04	Mohammed Abdulsalam	f	2-6	0-0	1-1	3	7	10	4	5	0	0	2	1	25		
33	Bas Leyte	f	2-8	0-2	1-2	1	2	3	2	5	1	0	0	0	25		
00	Keyshaun Langley	g	3-11	1-7	2-3	1	1	2	2	9	3	1	0	3	31		
03	Kobe Langley	g	4-14	2-5	0-0	0	8	8	4	10	7	0	0	0	29		
24	Dante Treacy	g	4-12	1-3	2-3	0	5	5	2	11	1	4	0	0	32		
02	Mikeal Brown-Jones	f	1-4	0-1	1-2	0	2	2	4	3	1	2	0	1	18		
11	Keondre Kennedy	f	1-6	1-4	0-0	0	2	2	4	3	0	2	1	0	15		
12	Donovan Atwell	f	4-6	4-6	0-0	0	0	0	3	12	0	0	0	3	13		
15	Cortez Johnson	f	0-0	0-0	0-0	0	0	0	0	0	0	0	0	0	1		
20	Joryam Saisonou	f	0-0	0-0	0-0	0	1	1	1	0	0	0	0	0	6		
22	Jalen Breath	f	0-0	0-0	0-0	0	1	1	0	0	0	0	0	0	5		
Team						3	2	5									
Totals			21-67	9-28	7-11	8	31	39	26	58	13	9	3	8	200		

FG % 1st Half: 9-31 29.0% 2nd half: 12-36 33.3% Game: 21-67 31.3% Deadball Rebounds 2
3FG % 1st Half: 4-15 26.7% 2nd half: 5-13 38.5% Game: 9-28 32.1%
FT % 1st Half: 4-7 57.1% 2nd half: 3-4 75.0% Game: 7-11 63.6%

Arkansas 65 • 8-1

#	Player	Total			3-Ptr			Rebounds			PF	TP	A	TO	Blk	Stl	Min
		FG-FGA	FG-FGA	FT-FTA	FG-FGA	FG-FGA	FT-FTA	Off	Def	Tot							
13	Jordan Walsh	f	0-2	0-2	0-0	0	0	0	1	0	1	1	0	0	8		
15	Makhi Mitchell	f	4-5	0-0	5-7	0	14	14	2	13	1	0	4	2	32		
00	Anthony Black	g	4-8	2-4	1-3	1	4	5	3	11	2	1	1	0	33		
01	Ricky Council IV	g	1-7	0-3	6-6	0	3	3	8	2	3	0	0	37			
03	Nick Smith Jr.	g	6-14	1-5	9-11	0	4	4	1	22	3	2	1	1	39		
02	Trevon Brazile	f	0-3	0-1	0-0	1	1	2	0	0	0	1	2	0	9		
04	Davonte Davis	f	3-13	0-3	4-4	1	9	10	4	10	0	3	0	3	29		
11	Jalen Graham	f	0-1	0-0	0-0	1	0	1	0	0	1	0	0	3	9		
20	Kamani Johnson	f	0-1	0-0	1-2	1	4	5	0	1	0	0	1	0	9		
23	Derrian Ford	f	0-0	0-0	0-0	0	0	0	0	0	0	0	0	0	1		
Team						3	0	3									
Totals			18-54	3-18	26-33	8	39	47	14	65	9	12	9	6	200		

FG % 1st Half: 9-30 30.0% 2nd half: 9-24 37.5% Game: 18-54 33.3% Deadball Rebounds 4.1
3FG % 1st Half: 0-8 0.0% 2nd half: 3-10 30.0% Game: 3-18 16.7%
FT % 1st Half: 3-6 50.0% 2nd half: 23-27 85.2% Game: 26-33 78.8%

Officials: Robert Felder, Rob Rorke, Tony Greene
Technical fouls: UNC Greensboro-None. Arkansas-None.
Attendance: 19200

Score by periods	1st	2nd	Total
UNC Greensboro	26	32	58
Arkansas	21	44	65

	In	Off	2nd	Fast	Bench
Points	24	9	3	6	18
UNCG	28	6	3	8	11
ARK					

Last FG - UNCG 2nd-00:21, ARK 2nd-01:29.
Largest lead - UNCG by 12 1st-04:54, ARK by 7 2nd-01:29.
UNCG led for 29:06. ARK led for 07:47. Game was tied for 03:07.

Score tied - 4 times.
Lead changed - 11 times.

GAME 10 **78** **#-RV Oklahoma** 40 38 78 **88** **#9/9 ARKANSAS** 43 45 88 **88**
Dec. 10, 2022 • Tulsa, Okla. • BOK Center

Oklahoma 78 • 7-3

#	Player	Total			3-Ptr			Rebounds			PF	TP	A	TO	Blk	Stl	Min
		FG-FGA	FG-FGA	FT-FTA	FG-FGA	FG-FGA	FT-FTA	Off	Def	Tot							
01	Jalen Hill	f	4-6	0-1	3-4	2	3	5	1	11	1	2	0	0	28		
35	Tanner Groves	f	2-5	2-4	0-0	1	3	4	5	6	1	2	0	1	21		
12	Milos Uzan	g	7-11	1-2	0-1	0	2	2	4	15	5	1	0	0	34		
25	Grant Sherfield	g	8-14	3-6	4-4	1	1	2	2	23	3	4	0	3	34		
34	Jacob Groves	f	3-4	1-1	0-0	0	2	2	0	7	1	1	0	0	24		
04	Joe Bamisile	f	4-7	0-1	0-0	0	5	5	2	8	1	2	0	1	19		
10	Sam Godwin	f	3-4	0-0	0-0	1	0	1	2	6	1	1	0	0	16		
14	Bijan Cortes	f	1-5	0-0	0-0	0	1	1	1	2	2	2	0	1	22		
22	CJ Noland	f	0-0	0-0	0-0	0	0	0	0	0	0	0	0	0	2		
Team						2	3	5									
Totals			32-56	7-15	7-9	7	20	27	17	78	15	15	1	5	200		

FG % 1st Half: 18-29 62.1% 2nd half: 14-27 51.9% Game: 32-56 57.1% Deadball Rebounds 1
3FG % 1st Half: 4-8 50.0% 2nd half: 3-7 42.9% Game: 7-15 46.7%
FT % 1st Half: 0-0 0.0% 2nd half: 7-9 77.8% Game: 7-9 77.8%

Arkansas 88 • 9-1

#	Player	Total			3-Ptr			Rebounds			PF	TP	A	TO	Blk	Stl	Min
		FG-FGA	FG-FGA	FT-FTA	FG-FGA	FG-FGA	FT-FTA	Off	Def	Tot							
13	Jordan Walsh	f	5-9	2-5	0-0	2	1	3	0	12	1	0	1	2	31		
15	Makhi Mitchell	f	5-8	0-0	0-0	0	6	6	2	10	4	0	2	1	22		
00	Anthony Black	g	4-4	0-0	0-0	1	3	4	1	8	5	5	1	2	35		
01	Ricky Council IV	g	10-15	1-2	5-7	0	2	2	1	26	5	1	0	1	40		
03	Nick Smith Jr.	g	8-16	1-5	4-4	0	2	2	3	21	1	2	0	1	30		
04	Davonte Davis	f	1-4	0-0	3-5	1	1	2	3	5	2	0	0	1	24		
11	Jalen Graham	f	0-0	0-0	1-2	1	0	1	0	1	0	1	0	1	3		
20	Kamani Johnson	f	2-3	0-0	1-1	3	2	5	2	5	1	0	1	1	15		
Team						0	0	0									
Totals			35-59	4-12	14-19	8	17	25	12	88	19	9	5	10	200		

FG % 1st Half: 17-30 56.7% 2nd half: 18-29 62.1% Game: 35-59 59.3% Deadball Rebounds 1.1
3FG % 1st Half: 2-7 28.6% 2nd half: 2-5 40.0% Game: 4-12 33.3%
FT % 1st Half: 7-9 77.8% 2nd half: 7-10 70.0% Game: 14-19 73.7%

Officials: Olandis Poole, Terry Oglesby, Doug Simmons
Technical fouls: Oklahoma-None. Arkansas-None.
Attendance: 14201

Score by periods	1st	2nd	Total
Oklahoma	40	38	78
Arkansas	43	45	88

	In	Off	2nd	Fast	Bench
Points	44	8	12	16	11
OU	58	17	11	14	11
ARK					

Last FG - OU 2nd-00:03, ARK 2nd-00:04.
Largest lead - OU by 9 1st-11:47, ARK by 16 2nd-09:19.
OU led for 16:12. ARK led for 23:35. Game was tied for 00:13.

Score tied - 1 time.
Lead changed - 8 times.

GAME 11 **57** **Bradley** 25 32 57 **76** **#10/10 ARKANSAS** 37 39 76 **76**
Dec. 17, 2022 • N. Little Rock, Ark. • Simmons Bank Arena

Bradley 57 • 7-4

#	Player	Total			3-Ptr			Rebounds			PF	TP	A	TO	Blk	Stl	Min
		FG-FGA	FG-FGA	FT-FTA	FG-FGA	FG-FGA	FT-FTA	Off	Def	Tot							
14	Malevy Leons	f	2-4	0-1	7-8	6	2	8	4	11	0	4	1	4	24		
51	Rienk Mast	f	5-9	0-2	7-9	0	6	6	3	17	0	6	0	1	27		
03	Zek Montgomery	g	2-5	0-0	0-0	1	3	4	1	4	0	3	0	0	24		
10	Connor Hickman	g	2-6	2-5	0-0	0	4	4	4	6	0	4	0	0	30		
21	Duke Deen	g	4-9	2-5	1-2	0	4	4	3	11	4	3	0	2	29		
01	James "Pop" Weathers	f	1-2	0-0	0-0	0	0	0	2	2	0	0	0	1	9		
05	Christian Davis	f	0-2	0-1	0-0	0	0	0	0	0	0	0	0	0	3		
22	Ja'Shon Henry	f	1-6	0-0	2-2	1	2	3	2	4	2	2	0	0	25		
23	Ville Tahvanainen	f	0-1	0-1	0-0	0	2	2	1	0	0	0	0	0	14		
35	Darius Hannah	f	1-1	0-0	0-0	0	1	1	2	2	2	2	1	0	15		
Team						0	0	0									
Totals			18-45	4-15	17-21	8	24	32	22	57	8	27	2	8	200		

FG % 1st Half: 9-19 47.4% 2nd half: 9-26 34.6% Game: 18-45 40.0% Deadball Rebounds 3.1
3FG % 1st Half: 2-3 66.7% 2nd half: 2-12 16.7% Game: 4-15 26.7%
FT % 1st Half: 5-6 83.3% 2nd half: 12-15 80.0% Game: 17-21 81.0%

Arkansas 76 • 10-1

#	Player	Total			3-Ptr			Rebounds			PF	TP	A	TO	Blk	Stl	Min
		FG-FGA	FG-FGA	FT-FTA	FG-FGA	FG-FGA	FT-FTA	Off	Def	Tot							
13	Jordan Walsh	f	7-7	1-1	3-4	0	3	3	5	18	1	0	0	4	28		
15	Makhi Mitchell	f	3-5	0-0	0-0	1	2	3	5	6	2	2	1	2	17		
00	Anthony Black	g	4-7	0-1	7-11	1	2	3	1	15	4	2	2	3	38		
01	Ricky Council IV	g	4-10	1-3	7-8	0	2	2	2	16	2	2	0	2	36		
03	Nick Smith Jr.	g	1-8	1-4	2-2	1	0	1	1	5	0	2	0	1	21		
04	Davonte Davis	f	3-9	1-2	0-0	3	4	7	0	7	3	1	0	5	30		
05	Joseph Pinion	f	0-0	0-0	0-0	0	1	1	0	0	0	0	0	0	1		
11	Jalen Graham	f	2-4	0-0	2-4	0	2	2	3	6	1	1	1	0	11		
12	Barry Dunning Jr.	f	0-0	0-0	1-2	0	1	1	0	1	0	0	0	0	1		
20	Kamani Johnson	f	1-1	0-0	0-0	1	1	2	2	2	0	0	1	0	12		
21	Cade Arbogast	f	0-0	0-0	0-0	0	0	0	0	0	0	0	0	0	1		
22	Makhi Mitchell	f	0-0	0-0	0-0	0	0	0	0	0	0	0	0	0	1		
23	Derrian Ford	f	0-0	0-0	0-0	0	0	0	0	0							

ARKANSAS RAZORBACKS

2022-23 YEAR IN REVIEW

BOX SCORES

GAME 13 **57** #9/7 ARKANSAS **19 38 57** **60** LSU **24 36 60** **60** LSU
 Dec. 28, 2022 • Baton Rouge, La. • Maravich Center

Arkansas 57 • 11-2,0-1 SEC

##	Player	Total			3-Ptr			Rebounds			PF	TP	A	TO	Blk	Stl	Min
		FG-FGA	FG-FGA	FT-FTA	Off	Def	Tot	Off	Def	Tot							
13	Jordan Walsh	f	6-14	1-8	0-0	3	6	9	4	13	0	2	2	2	32		
15	Makhi Mitchell	f	3-5	0-0	2-3	2	10	12	3	8	1	1	3	0	36		
00	Anthony Black	g	3-8	0-3	1-2	4	4	8	1	7	4	2	0	1	40		
01	Ricky Council IV	g	5-19	1-5	2-5	4	2	6	1	13	0	2	0	3	40		
04	Davonte Davis	g	7-18	2-8	0-0	0	6	6	1	16	2	1	0	2	40		
05	Joseph Pinion	g	0-1	0-1	0-0	0	0	0	0	0	0	0	0	0	2		
11	Jalen Graham	g	0-0	0-0	0-0	0	1	1	2	0	0	2	0	0	3		
20	Kamani Johnson	g	0-0	0-0	0-0	0	0	0	2	0	0	0	0	0	7		
Team						0 2 2											
Totals			24-65	4-25	5-10	13	31	44	14	57	7	10	5	8	200		

FG % 1st Half: 9-33 27.3% 2nd half: 15-32 46.9% Game: 24-65 36.9% Deadball Rebounds 2
 3FG % 1st Half: 0-13 0.0% 2nd half: 4-12 33.3% Game: 4-25 16.0%
 FT % 1st Half: 1-3 33.3% 2nd half: 4-7 57.1% Game: 5-10 50.0%

LSU 60 • 12-1,1-0 SEC

##	Player	Total			3-Ptr			Rebounds			PF	TP	A	TO	Blk	Stl	Min
		FG-FGA	FG-FGA	FT-FTA	Off	Def	Tot	Off	Def	Tot							
12	KJ Williams	f	3-7	2-5	0-0	1	4	5	3	8	0	2	1	2	33		
20	Derek Fountain	f	5-9	0-1	4-5	4	6	10	2	14	1	2	1	2	29		
01	Cam Hayes	g	2-7	0-3	0-0	0	5	5	0	4	3	0	0	1	27		
03	Justice Hill	g	1-5	0-3	0-0	0	2	2	1	2	1	1	0	0	19		
44	Adam Miller	g	2-9	1-3	2-2	0	4	4	1	7	2	1	0	0	29		
00	Trae Hannibal	g	9-14	1-2	0-2	1	5	6	0	19	2	1	0	0	22		
04	Kendal Coleman	g	0-0	0-0	0-0	0	0	0	0	0	0	0	0	0	3		
05	Mwani Wilkinson	g	1-1	0-0	0-0	0	0	0	2	2	0	1	0	1	11		
11	Justice Williams	g	2-4	0-0	0-0	0	0	0	1	4	0	2	0	1	12		
13	Jalen Reed	g	0-5	0-0	0-0	1	1	2	3	0	0	0	0	0	10		
34	Shawn Phillips Jr.	g	0-1	0-0	0-0	1	0	1	0	0	0	0	0	0	5		
Team						1 3 4											
Totals			25-62	4-17	6-12	9	30	39	13	60	9	10	3	6	200		

FG % 1st Half: 10-34 29.4% 2nd half: 15-28 53.6% Game: 25-62 40.3% Deadball Rebounds 3,1
 3FG % 1st Half: 3-11 27.3% 2nd half: 1-6 16.7% Game: 4-17 23.5%
 FT % 1st Half: 1-3 33.3% 2nd half: 5-9 55.6% Game: 6-12 50.0%

Officials: Ron Groover,Patrick Evans,Joe Lindsay
 Technical fouls: Arkansas-None. LSU-None.
 Attendance: 10428

Score by periods	1st	2nd	Total	Points	In Paint	Off T/O	2nd Chance	Fast Break	Bench
Arkansas	19	38	57	36	4	11	7	0	0
LSU	24	36	60	40	13	6	8	25	0

Last FG - ARK 2nd-00:21, LSU 2nd-00:32.
 Largest lead - ARK by 6 2nd-10:21, LSU by 6 1st-00:17.
 ARK led for 14:18. LSU led for 18:51. Game was tied for 06:51.

GAME 15 **59** #13/13 ARKANSAS **25 34 59** **72** AUBURN **36 36 72** **72** AUBURN
 Jan. 7, 2023 • Auburn, Ala. • Neville Arena

Arkansas 59 • 12-3,1-2 SEC

##	Player	Total			3-Ptr			Rebounds			PF	TP	A	TO	Blk	Stl	Min
		FG-FGA	FG-FGA	FT-FTA	Off	Def	Tot	Off	Def	Tot							
13	Jordan Walsh	f	2-10	0-3	2-4	4	6	10	4	6	2	2	1	0	32		
15	Makhi Mitchell	f	3-4	0-0	0-3	1	6	7	2	6	0	1	2	0	22		
00	Anthony Black	g	5-11	0-3	13-16	3	4	7	4	23	4	4	1	1	30		
01	Ricky Council IV	g	5-15	2-6	2-2	1	1	2	1	14	1	3	1	0	37		
04	Davonte Davis	g	1-5	0-2	0-0	0	2	2	2	2	2	1	0	0	24		
05	Joseph Pinion	g	0-1	0-1	0-0	0	1	1	2	0	0	0	0	0	14		
11	Jalen Graham	g	2-6	0-0	1-5	3	3	6	2	5	0	1	0	0	12		
12	Barry Dunning Jr.	g	0-1	0-1	0-0	0	0	0	0	0	0	0	0	0	1		
20	Kamani Johnson	g	0-2	0-0	1-2	3	2	5	3	1	0	0	0	0	20		
22	Makhi Mitchell	g	1-1	0-0	0-0	0	2	2	1	2	0	1	0	0	7		
23	Derrian Ford	g	0-0	0-0	0-0	0	0	0	0	0	0	0	0	0	1		
Team						2 1 3											
Totals			19-56	2-16	19-32	17	28	45	21	59	9	14	5	4	200		

FG % 1st Half: 8-24 33.3% 2nd half: 11-32 34.4% Game: 19-56 33.9% Deadball Rebounds 8,1
 3FG % 1st Half: 1-6 16.7% 2nd half: 1-10 10.0% Game: 2-16 12.5%
 FT % 1st Half: 8-17 47.1% 2nd half: 11-15 73.3% Game: 19-32 59.4%

Auburn 72 • 12-3,2-1 SEC

##	Player	Total			3-Ptr			Rebounds			PF	TP	A	TO	Blk	Stl	Min
		FG-FGA	FG-FGA	FT-FTA	Off	Def	Tot	Off	Def	Tot							
02	Jaylin Williams	f	2-4	1-2	4-4	1	0	1	3	9	2	0	1	0	20		
04	Johni Broome	f	5-12	0-1	0-1	1	9	10	3	10	2	2	6	1	29		
05	Chris Moore	f	1-2	0-0	0-0	2	2	4	2	4	2	0	1	0	21		
01	Wendell Green Jr.	g	5-8	2-4	7-9	0	3	3	1	19	5	3	0	3	29		
12	Zep Jasper	g	2-5	0-2	1-2	0	1	1	4	5	1	0	0	1	20		
00	K.D. Johnson	g	2-10	0-4	0-0	1	1	2	1	4	1	0	0	1	20		
03	Tre Donaldson	g	1-3	1-1	0-0	0	0	0	1	3	0	0	0	0	11		
21	Yohan Traore	g	0-1	0-1	0-0	0	0	0	1	0	0	1	0	0	6		
22	Allen Flanigan	g	5-9	3-6	5-6	1	7	8	0	18	2	1	0	2	33		
44	Dylan Cardwell	g	1-1	0-0	0-0	1	0	1	2	2	0	0	0	0	11		
Team						0 2 2											
Totals			24-55	7-21	17-22	7	25	32	20	72	13	8	7	8	200		

FG % 1st Half: 12-29 41.4% 2nd half: 12-26 46.2% Game: 24-55 43.6% Deadball Rebounds 0
 3FG % 1st Half: 5-12 41.7% 2nd half: 2-9 22.2% Game: 7-21 33.3%
 FT % 1st Half: 7-9 77.8% 2nd half: 10-13 76.9% Game: 17-22 77.3%

Officials: Patrick Evans,Steven Anderson,Terry Oglesby
 Technical fouls: Arkansas-None. Auburn-Johni Broome.
 Attendance: 9121

Score by periods	1st	2nd	Total	Points	In Paint	Off T/O	2nd Chance	Fast Break	Bench
Arkansas	25	34	59	32	6	8	5	8	8
Auburn	36	36	72	32	25	11	5	27	0

Last FG - ARK 2nd-01:27, AUB 2nd-02:11.
 Largest lead - ARK None, AUB by 15 2nd-17:26.
 ARK led for 00:00. AUB led for 39:31. Game was tied for 00:14.

GAME 14 **68** #20/21 Missouri **34 34 68** **74** ARKANSAS **27 47 74** **74** ARKANSAS
 Jan. 4, 2023 • Fayetteville, Ark. • Bud Walton Arena

Missouri 68 • 12-2,1-1 SEC

##	Player	Total			3-Ptr			Rebounds			PF	TP	A	TO	Blk	Stl	Min
		FG-FGA	FG-FGA	FT-FTA	Off	Def	Tot	Off	Def	Tot							
13	Ronnie DeGray III	f	1-4	1-4	0-0	0	1	1	1	3	0	0	0	0	6		
24	Kobe Brown	f	3-7	0-0	5-6	2	0	2	4	11	2	2	0	0	20		
02	Tre Gomillion	g	3-7	1-2	0-0	0	1	1	2	7	1	1	0	0	25		
05	D'Moi Hodge	g	2-4	0-2	2-4	1	2	3	6	1	1	0	3	28			
10	Nick Honor	g	3-7	2-4	4-5	0	2	2	4	12	4	0	0	2	38		
04	DeAndre Gholston	g	3-8	1-3	0-1	1	1	2	2	7	0	2	0	1	19		
23	Aidan Shaw	g	1-3	0-1	0-0	2	2	4	2	2	0	0	0	0	13		
35	Noah Carter	g	2-5	0-1	3-5	0	3	3	1	7	1	0	2	0	24		
55	Sean East II	g	6-9	1-2	0-0	2	2	4	4	13	3	3	0	1	27		
Team						1 0 1											
Totals			24-54	6-19	14-21	9	14	23	23	68	12	10	2	7	200		

FG % 1st Half: 10-22 45.5% 2nd half: 14-32 43.8% Game: 24-54 44.4% Deadball Rebounds 3,2
 3FG % 1st Half: 4-9 44.4% 2nd half: 2-10 20.0% Game: 6-19 31.6%
 FT % 1st Half: 10-14 71.4% 2nd half: 4-7 57.1% Game: 14-21 66.7%

Arkansas 74 • 12-2,1-1 SEC

##	Player	Total			3-Ptr			Rebounds			PF	TP	A	TO	Blk	Stl	Min
		FG-FGA	FG-FGA	FT-FTA	Off	Def	Tot	Off	Def	Tot							
13	Jordan Walsh	f	3-6	0-2	0-0	3	4	7	4	6	2	1	0	1	27		
15	Makhi Mitchell	f	4-7	0-0	0-0	3	4	7	3	8	0	1	2	0	15		
00	Anthony Black	g	2-7	1-4	1-2	0	2	2	1	6	5	4	1	0	40		
01	Ricky Council IV	g	6-15	2-7	11-13	2	5	7	1	25	1	5	1	0	31		
04	Davonte Davis	g	5-10	0-2	0-0	1	4	5	3	10	5	5	0	3	37		
05	Joseph Pinion	g	4-7	3-6	2-2	1	0	1	4	13	0	0	0	1	27		
11	Jalen Graham	g	0-0	0-0	0-0	0	0	0	0	0	0	0	0	0	2		
20	Kamani Johnson	g	2-2	0-0													

ARKANSAS RAZORBACKS

2022-23 YEAR IN REVIEW

BOX SCORES

GAME 17 **84** #15/16 ARKANSAS **42 42** **84** **97** **V**
Vanderbilt **34 63** **97**
 Jan. 14, 2023 • Nashville, Tenn. • Memorial Gym

Arkansas 84 • 12-5,1-4 SEC

#	Player	Total		3-Ptr		Rebounds			PF	TP	A	TO	Blk	Stl	Min
		FG-FGA	FG-FGA	FT-FTA	Off	Def	Tot								
15	Makhi Mitchell	f	4-7	1-1	2-4	3	5	8	5	11	0	0	1	0	22
22	Makhel Mitchell	f	4-5	0-0	0-3	1	1	2	3	8	1	1	2	0	17
00	Anthony Black	g	7-15	2-4	2-4	2	4	6	3	18	3	4	1	0	39
01	Ricky Council IV	g	8-12	3-6	5-7	3	0	3	4	24	1	1	0	2	40
04	Davonte Davis	g	6-14	0-3	5-5	1	2	3	4	17	4	2	0	0	39
05	Joseph Pinion	g	2-2	1-1	1-1	0	0	0	1	6	0	0	0	0	9
11	Jalen Graham	g	0-2	0-0	0-0	0	0	0	1	0	0	1	0	1	5
12	Barry Dunning Jr.	g	0-0	0-0	0-0	0	0	0	0	0	0	0	0	0	1
13	Jordan Walsh	g	0-6	0-3	0-0	0	2	2	3	0	2	1	1	0	17
20	Kamani Johnson	g	0-0	0-0	0-0	1	0	1	5	0	0	0	1	0	8
23	Derrian Ford	g	0-0	0-0	0-0	0	0	0	1	0	0	1	0	0	3
	Team					4	2	6							
	Totals		31-63	7-18	15-24	15	16	31	30	84	11	11	6	3	200

FG % 1st Half: 16-29 55.2% 2nd half: 15-34 44.1% Game: 31-63 49.2% Deadball Rebounds 3
 3FG % 1st Half: 2-6 33.3% 2nd half: 5-12 41.7% Game: 7-18 38.9%
 FT % 1st Half: 8-14 57.1% 2nd half: 7-10 70.0% Game: 15-24 62.5%

Vanderbilt 97 • 9-8,2-2 SEC

#	Player	Total		3-Ptr		Rebounds			PF	TP	A	TO	Blk	Stl	Min
		FG-FGA	FG-FGA	FT-FTA	Off	Def	Tot								
01	Colin Smith	f	2-3	2-2	0-1	1	0	1	1	6	0	1	0	0	17
10	Myles Stute	f	3-8	1-4	8-8	2	5	7	2	15	3	1	1	2	32
42	Quentin Millora-Brow	g	0-2	0-0	1-2	2	3	5	2	1	0	0	0	0	12
00	Tyrin Lawrence	g	7-14	2-2	6-8	2	3	5	1	22	2	1	0	1	30
12	Trey Thomas	g	4-7	3-4	2-2	0	2	2	3	13	1	2	0	1	33
02	Noah Shelby	g	1-3	0-2	0-0	0	0	0	1	2	0	0	0	0	14
04	Jordan Wright	g	5-9	1-2	6-7	0	2	2	2	17	1	1	0	1	24
05	Ezra Manjon	g	1-3	0-0	1-2	1	0	1	2	3	2	1	0	0	11
21	Liam Robbins	g	4-5	1-2	5-5	1	2	3	5	14	1	1	3	0	19
34	Lee Dort	g	2-2	0-0	0-1	3	2	5	1	4	0	0	1	0	8
	Team					3	4	7							
	Totals		29-56	10-18	29-36	15	23	38	20	97	10	9	5	5	200

FG % 1st Half: 11-30 36.7% 2nd half: 18-26 69.2% Game: 29-56 51.8% Deadball Rebounds 3
 3FG % 1st Half: 4-9 44.4% 2nd half: 6-9 66.7% Game: 10-18 55.6%
 FT % 1st Half: 8-13 61.5% 2nd half: 21-23 91.3% Game: 29-36 80.6%

Officials: Jason Baker, K.B. Burdett, Doug Shaws
 Technical fouls: Arkansas-Kamani Johnson, Vanderbilt-Ezra Manjon 2.
 Attendance: 9362

Score by periods	1st	2nd	Total	Points	In	Off	2nd	Fast	Bench
Arkansas	42	42	84	ARK	42	15	16	5	6
Vanderbilt	34	63	97	VANDY	32	12	14	7	40

Last FG - ARK 2nd-00:47, VANDY 2nd-01:12.
 Largest lead - ARK by 10 1st-00:49, VANDY by 14 2nd-07:43.
 ARK led for 14:25. VANDY led for 20:27. Game was tied for 05:08.

GAME 19 **57** Ole Miss **29 28** **57** **69** **V**
#25/25 ARKANSAS **32 37** **69**
 Jan. 21, 2023 • Fayetteville, Ark. • Bud Walton Arena

Ole Miss 57 • 9-10,1-6 SEC

#	Player	Total		3-Ptr		Rebounds			PF	TP	A	TO	Blk	Stl	Min
		FG-FGA	FG-FGA	FT-FTA	Off	Def	Tot								
00	Jayveous McKinnis	f	5-6	0-0	0-2	1	5	6	1	10	1	1	1	0	28
04	Jaemyn Brakefield	f	3-4	2-2	0-0	1	0	1	1	8	1	1	0	0	29
01	Amaree Abram	g	2-8	0-3	0-0	0	4	4	3	4	3	4	1	2	23
05	James White	g	2-6	0-1	0-0	0	3	3	1	4	3	4	0	1	22
11	Matthew Murrell	g	1-5	0-1	1-2	0	0	0	2	3	0	4	0	1	24
03	Myles Burns	g	3-8	0-1	2-2	2	5	7	1	8	1	0	0	2	23
10	Theo Akwuba	g	0-0	0-0	0-0	0	0	0	1	0	0	0	1	0	3
14	Tye Fagan	g	2-4	1-2	0-0	0	2	2	2	5	0	0	1	0	10
21	Robert Allen	g	2-2	0-0	1-2	0	1	1	2	5	1	1	1	0	20
24	Daeshun Ruffin	g	3-9	2-3	2-5	0	1	1	1	10	2	1	0	0	20
33	Josh Mballa	g	0-0	0-0	0-0	0	0	0	1	0	0	1	1	0	6
	Team					3	2	5							
	Totals		23-52	5-13	6-13	7	23	30	17	57	12	17	6	6	200

FG % 1st Half: 12-23 52.2% 2nd half: 11-29 37.9% Game: 23-52 44.2% Deadball Rebounds 6,3
 3FG % 1st Half: 1-2 50.0% 2nd half: 4-11 36.4% Game: 5-13 38.5%
 FT % 1st Half: 4-6 66.7% 2nd half: 2-7 28.6% Game: 6-13 46.2%

Arkansas 69 • 13-6,2-5 SEC

#	Player	Total		3-Ptr		Rebounds			PF	TP	A	TO	Blk	Stl	Min
		FG-FGA	FG-FGA	FT-FTA	Off	Def	Tot								
13	Jordan Walsh	f	5-9	2-4	1-3	1	6	7	1	13	0	3	0	1	40
20	Kamani Johnson	f	0-1	0-0	0-0	0	0	0	2	0	0	0	0	0	3
00	Anthony Black	g	7-17	0-1	3-6	1	2	3	3	17	8	2	0	5	37
01	Ricky Council IV	g	1-6	0-3	0-0	0	1	1	0	2	0	3	0	1	19
04	Davonte Davis	g	6-11	3-5	1-2	1	4	5	4	16	4	3	0	1	34
05	Joseph Pinion	g	5-10	3-6	0-0	1	4	5	0	13	0	0	1	1	21
12	Barry Dunning Jr.	g	0-0	0-0	0-0	0	0	0	0	0	0	0	0	0	2
15	Makhi Mitchell	g	1-1	0-0	2-2	0	2	2	2	4	1	0	1	1	16
22	Makhel Mitchell	g	1-1	0-0	2-4	2	3	5	3	4	1	0	2	2	21
23	Derrian Ford	g	0-1	0-1	0-0	0	0	0	1	0	0	0	0	0	7
	Team					2	1	3							
	Totals		26-57	8-20	9-17	8	23	31	16	69	14	11	4	12	200

FG % 1st Half: 13-30 43.3% 2nd half: 13-27 48.1% Game: 26-57 45.6% Deadball Rebounds 5
 3FG % 1st Half: 3-11 27.3% 2nd half: 5-9 55.6% Game: 8-20 40.0%
 FT % 1st Half: 3-8 37.5% 2nd half: 6-9 66.7% Game: 9-17 52.9%

Officials: Patrick Evans, Mike Nance, Don Daily
 Technical fouls: Ole Miss-None, Arkansas-None.
 Attendance: 19200

Score by periods	1st	2nd	Total	Points	In	Off	2nd	Fast	Bench
Ole Miss	29	28	57	OM	26	6	6	12	28
Arkansas	32	37	69	ARK	36	15	7	7	21

Last FG - OM 2nd-00:59, ARK 2nd-00:06.
 Largest lead - OM by 5 1st-13:37, ARK by 21 2nd-06:16.
 OM led for 12:42. ARK led for 24:39. Game was tied for 02:39.

GAME 18 **76** #25/25 ARKANSAS **35 41** **76** **79** **M**
Missouri **34 45** **79**
 Jan. 18, 2023 • Columbia, Mo. • Mizzou Arena

Arkansas 76 • 12-6,1-5 SEC

#	Player	Total		3-Ptr		Rebounds			PF	TP	A	TO	Blk	Stl	Min
		FG-FGA	FG-FGA	FT-FTA	Off	Def	Tot								
15	Makhi Mitchell	f	1-3	0-0	5-6	1	8	9	5	7	1	2	1	0	36
20	Kamani Johnson	f	2-4	0-0	3-4	3	4	7	5	7	0	1	0	0	31
00	Anthony Black	g	4-9	1-3	6-6	2	6	8	3	15	7	5	1	2	39
01	Ricky Council IV	g	4-11	1-4	4-4	3	0	3	4	13	1	3	0	3	29
04	Davonte Davis	g	7-17	3-7	1-2	2	7	9	5	18	3	6	0	1	38
05	Joseph Pinion	g	0-1	0-1	0-0	0	0	0	3	0	0	0	0	0	2
11	Jalen Graham	g	0-0	0-0	0-0	0	0	0	2	0	0	2	0	0	4
13	Jordan Walsh	g	4-4	2-2	2-2	0	2	2	5	12	0	1	0	0	13
23	Derrian Ford	g	1-1	0-0	2-2	0	0	0	1	4	0	1	0	0	9
	Team					2	2	4							
	Totals		23-50	7-17	23-26	13	29	42	33	76	12	21	2	6	201

FG % 1st Half: 10-17 58.8% 2nd half: 13-33 39.4% Game: 23-50 46.0% Deadball Rebounds 1
 3FG % 1st Half: 4-8 50.0% 2nd half: 3-9 33.3% Game: 7-17 41.2%
 FT % 1st Half: 11-12 91.7% 2nd half: 12-14 85.7% Game: 23-26 88.5%

Missouri 79 • 14-4,3-3 SEC

#	Player	Total		3-Ptr		Rebounds			PF	TP	A	TO	Blk	Stl	Min
		FG-FGA	FG-FGA	FT-FTA	Off	Def	Tot								
13	Ronnie DeGray III	f	0-0	0-0	0-0	0	0	0	0	0	0	0	0	0	4
24	Kobe Brown	f	6-10	0-2	5-8	3	3	6	1	17	2	3	0	2	37
02	Tre Gomillion	g	1-3	0-0	0-0	1	0	1	2	2	0	0	0	0	11
05	D'Moi Hodge	g	1-7	0-5	5-6	1	1	2	3	7	1	2	2	1	27
10	Nick Honor	g	1-2	1-1	2-2	0	1	1	0	5	1	1	0	2	27
00	Mohamed Diarra	g	1-1	1-1	2-4	0	1	1	4	5	0	1	0	2	9
04	DeAndre Gholston	g	5-11	1-2	5-8	0	2	2	4	16	3	1	0	1	30
11	Isiah Mosley	g	2-7	0-4	4-4	1	0	1	3	8	1	2	0	2	19
23	Aidan Shaw	g	2-2	2-2	1-2	1	1	2	3	7	0	0	0	1	11
55	Sean East II	g	3-6	0-3	6-6	0	2	2	3	12	0	1	0	2	25
	Team					0									

ARKANSAS RAZORBACKS

GAME 21 **64** RV/-- ARKANSAS **33 31 64 67** **67**
 SEC/Big 12 Challenge • Jan. 28, 2023 • Waco, Texas • Farrell Center

Arkansas 64 • 14-7

#	Player	Total			3-Ptr			Rebounds			PF	TP	A	TO	Blk	Stl	Min
		FG-FGA	FG-FGA	FT-FTA	Off	Def	Tot	Off	Def	Tot							
13	Jordan Walsh	f	2-4	0-0	0-0	0	1	1	5	4	0	1	2	1	1	18	
15	Makhi Mitchell	f	2-2	0-0	0-0	1	3	4	5	4	1	1	1	0	1	16	
00	Anthony Black	g	3-7	0-2	1-1	1	5	6	0	7	3	2	0	1	3	36	
01	Ricky Council IV	g	10-17	2-4	3-3	1	0	1	2	25	2	1	0	0	39		
04	Davonte Davis	g	6-13	2-7	2-3	1	1	2	2	16	4	5	0	0	37		
05	Joseph Pinion	g	0-1	0-1	0-0	1	0	1	0	0	0	0	0	0	3		
11	Jalen Graham	g	2-6	0-0	0-4	3	6	9	4	4	4	3	0	2	24		
12	Barry Dunning Jr.	g	0-0	0-0	0-0	0	0	0	0	0	0	0	0	0	0+		
20	Kamani Johnson	g	0-0	0-0	0-0	0	1	1	1	0	0	0	0	0	3		
22	Makhel Mitchell	g	2-3	0-0	0-0	2	5	7	4	4	2	1	3	0	24		
	Team					0	3	3									
	Totals		27-53	4-14	6-11	10	25	35	23	64	16	15	6	4	200		

FG % 1st Half: 14-23 60.9% 2nd half: 13-30 43.3% Game: 27-53 50.9% Deadball Rebounds 1
 3FG % 1st Half: 2-6 33.3% 2nd half: 2-8 25.0% Game: 4-14 28.6%
 FT % 1st Half: 3-7 42.9% 2nd half: 3-4 75.0% Game: 6-11 54.5%

Baylor 67 • 16-5

#	Player	Total			3-Ptr			Rebounds			PF	TP	A	TO	Blk	Stl	Min
		FG-FGA	FG-FGA	FT-FTA	Off	Def	Tot	Off	Def	Tot							
00	Flo Thamba	f	0-0	0-0	3-4	2	4	6	2	3	0	0	1	1	26		
11	Jalen Bridges	f	3-5	1-1	3-4	5	2	7	3	10	0	0	0	2	26		
01	Keyonte George	g	8-20	2-5	6-6	0	3	3	24	3	3	0	1	33			
04	LJ Cryer	g	6-13	2-4	6-6	1	1	2	2	20	1	2	0	0	36		
10	Adam Flagler	g	1-11	0-3	3-4	0	3	3	2	5	0	1	0	1	34		
03	Dale Bonner	g	0-1	0-1	0-0	0	0	0	1	0	0	0	0	0	1		
13	Langston Love	g	1-6	1-3	0-0	1	0	1	3	3	0	0	0	0	19		
15	Josh Ojjanwuna	g	0-0	0-0	0-0	0	3	3	1	0	1	2	0	2	15		
33	Caleb Lohner	g	1-3	0-1	0-0	2	2	4	2	2	0	0	0	0	10		
	Team					4	2	6									
	Totals		20-59	6-18	21-24	15	20	35	19	67	5	8	1	7	200		

FG % 1st Half: 8-33 24.2% 2nd half: 12-26 46.2% Game: 20-59 33.9% Deadball Rebounds 2
 3FG % 1st Half: 3-12 25.0% 2nd half: 3-6 50.0% Game: 6-18 33.3%
 FT % 1st Half: 8-9 88.9% 2nd half: 13-15 86.7% Game: 21-24 87.5%

Officials: Darron George, Keith Kimble, Kipp Kissingner
 Technical fouls: Arkansas-TEAM, Baylor-None.
 Attendance: 10627

Score by periods	1st	2nd	Total
Arkansas	33	31	64
Baylor	27	40	67

Last FG - ARK 2nd-00:04, BAYLOR 2nd-01:21.
 Largest lead - ARK by 8 2nd-19:33, BAYLOR by 11 1st-10:36.
 ARK led for 14:57. BAYLOR led for 22:23. Game was tied for 02:40.

Score tied - 4 times.
 Lead changed - 6 times.

GAME 23 **65** RV/-- ARKANSAS **36 29 65 63** **63**
 Feb. 4, 2023 • Columbia, S.C. • Colonial Life Arena

Arkansas 65 • 16-7,5-5 SEC

#	Player	Total			3-Ptr			Rebounds			PF	TP	A	TO	Blk	Stl	Min
		FG-FGA	FG-FGA	FT-FTA	Off	Def	Tot	Off	Def	Tot							
15	Makhi Mitchell	f	1-2	0-0	0-0	1	1	2	0	2	0	0	0	0	5		
22	Makhel Mitchell	f	2-5	0-0	1-2	1	3	4	2	5	0	0	1	0	19		
00	Anthony Black	g	4-10	0-1	5-7	1	5	6	3	13	4	2	2	1	40		
01	Ricky Council IV	g	4-10	0-3	2-2	0	3	3	10	3	2	0	0	0	40		
04	Davonte Davis	g	5-12	4-10	1-2	0	4	4	3	15	2	3	0	2	40		
11	Jalen Graham	g	8-10	0-0	0-0	1	1	2	2	16	1	3	0	0	22		
13	Jordan Walsh	g	2-6	0-1	0-0	6	4	10	2	4	1	1	1	0	33		
20	Kamani Johnson	g	0-0	0-0	0-0	0	0	0	0	0	0	0	1	0	1		
	Team					0	1	1									
	Totals		26-55	4-15	9-13	10	22	32	14	65	11	11	5	3	200		

FG % 1st Half: 15-26 57.7% 2nd half: 11-29 37.9% Game: 26-55 47.3% Deadball Rebounds 1
 3FG % 1st Half: 2-5 40.0% 2nd half: 2-10 20.0% Game: 4-15 26.7%
 FT % 1st Half: 4-5 80.0% 2nd half: 5-8 62.5% Game: 9-13 69.2%

South Carolina 63 • 8-15,1-9 SEC

#	Player	Total			3-Ptr			Rebounds			PF	TP	A	TO	Blk	Stl	Min
		FG-FGA	FG-FGA	FT-FTA	Off	Def	Tot	Off	Def	Tot							
10	Hayden Brown	f	4-13	0-3	2-4	3	1	4	3	10	1	2	0	4	34		
23	Gregory "GG" Jackson	f	3-8	2-3	1-2	0	7	7	2	9	0	3	1	0	33		
33	Josh Gray	c	9-14	0-1	2-4	7	7	14	2	20	1	0	1	0	27		
02	Chico Carter, Jr.	g	0-3	0-1	0-0	0	0	0	0	4	3	0	0	0	18		
05	Meechie Johnson	g	6-13	5-8	3-4	0	3	3	3	20	4	0	0	1	33		
01	Jacobi Wright	g	2-5	0-1	0-0	0	1	1	2	4	0	0	0	0	27		
12	Zachary Davis	g	0-2	0-2	0-0	0	0	0	1	0	2	1	0	1	13		
30	Daniel Hankins-Sanfo	g	0-0	0-0	0-0	0	0	0	0	0	0	0	0	0	2		
31	Benjamin Bosmans-Ver	g	0-0	0-0	0-0	2	2	4	0	0	0	1	1	0	13		
	Team					1	0	1									
	Totals		24-58	7-19	8-14	13	21	34	13	63	12	10	3	6	200		

FG % 1st Half: 10-30 33.3% 2nd half: 14-28 50.0% Game: 24-58 41.4% Deadball Rebounds 5
 3FG % 1st Half: 2-8 25.0% 2nd half: 5-11 45.5% Game: 7-19 36.8%
 FT % 1st Half: 5-8 62.5% 2nd half: 3-6 50.0% Game: 8-14 57.1%

Officials: Lucas Santos, Wil Howard, Mike Nance
 Technical fouls: Arkansas-None, South Carolina-None.
 Attendance: 11558

Score by periods	1st	2nd	Total
Arkansas	36	29	65
South Carolina	27	36	63

Last FG - ARK 2nd-01:21, USC 2nd-01:40.
 Largest lead - ARK by 13 2nd-17:42, USC by 1 1st-16:55.
 ARK led for 34:10. USC led for 04:02. Game was tied for 01:48.

Score tied - 3 times.
 Lead changed - 12 times.

GAME 22 **70** RV/RV Texas A&M **34 36 70 81** **81**
 Jan. 31, 2023 • Fayetteville, Ark. • Bud Walton Arena

Texas A&M 70 • 15-7,7-2 SEC

#	Player	Total			3-Ptr			Rebounds			PF	TP	A	TO	Blk	Stl	Min
		FG-FGA	FG-FGA	FT-FTA	Off	Def	Tot	Off	Def	Tot							
15	Henry Coleman III	f	7-17	0-0	4-5	7	8	15	4	18	1	2	0	4	35		
34	Julius Marble	f	3-9	0-0	2-6	4	3	7	4	8	1	0	2	1	22		
00	Dexter Dennis	g	4-7	0-0	1-3	1	4	5	2	9	1	0	0	2	31		
04	Wade Taylor IV	g	6-19	2-7	4-4	0	1	1	4	18	2	2	0	1	34		
23	Tyrece Radford	g	6-19	2-4	3-6	6	1	7	3	17	6	1	0	0	36		
02	Hayden Hefner	g	0-0	0-0	0-0	0	0	0	0	0	1	0	0	0	7		
11	Anderson Garcia	g	0-1	0-0	0-0	2	0	2	5	0	0	2	0	2	16		
13	Solomon Washington	g	0-3	0-1	0-0	0	0	0	0	0	0	0	0	0	4		
20	Andre Gordon	g	0-1	0-0	0-0	0	2	2	1	0	0	1	0	0	15		
	Team					4	3	7									
	Totals		26-76	4-12	14-24	24	22	46	23	70	12	8	2	10	200		

FG % 1st Half: 13-38 34.2% 2nd half: 13-38 34.2% Game: 26-76 34.2% Deadball Rebounds 8
 3FG % 1st Half: 1-4 25.0% 2nd half: 3-8 37.5% Game: 4-12 33.3%
 FT % 1st Half: 7-12 58.3% 2nd half: 7-12 58.3% Game: 14-24 58.3%

Arkansas 81 • 15-7,4-5 SEC

#	Player	Total			3-Ptr			Rebounds			PF	TP	A	TO	Blk	Stl	Min
		FG-FGA	FG-FGA	FT-FTA	Off	Def	Tot	Off	Def	Tot							
15	Makhi Mitchell	f	3-5	0-0	0-0	1	4	5	3	6	0	0	3	1	15		
22	Makhel Mitchell	f	4-8	0-0	1-3	5	8	13	4	9	0	0	7	1	32		
00	Anthony Black	g	2-4	0-1	7-9	1	4	5	3	11	7	4	0	2	38		
01	Ricky Council IV	g	6-16	1-7	6-8	1	5	6	3	19	4	4	1	1	39		
04	Davonte Davis	g	7-13	4-8	1-2	0	1	1	1	19	4	4	0	1	37		
11	Jalen Graham	g	2-2	0-0	1-2	0	0	0	2	5	0	2	2	0	12		
13	Jordan Walsh	g	4-8	1-2	3-4	3	4	7	3	12	1	2	0	1	27		
	Team					2	1	3									
	Totals		28-56	6-18	19-28	13	27	40	19	81	16	17	13	7	200		

FG % 1st Half: 15-26 57.7% 2nd half: 13-30 43.3% Game: 28-56 50.0% Deadball Rebounds 2,1
 3FG % 1st Half: 3-9 33.3% 2nd half: 3-9 33.3% Game: 6-18 33.3%
 FT % 1st Half: 9-11 81.8% 2nd half: 10-17 58.8% Game: 19-28 67.9%

Officials: Doug Simmons, Bart Lenox, Don Daily
 Technical fouls: Texas A&M-None, Arkansas-None.
 Attendance: 19200

Score by periods	1st	2nd	Total
Texas A&M	34	36	70
Arkansas	42	39	81

Last FG - TAM&M 2nd-00:21, ARK 2nd-00:00.
 Largest lead - TAM&M None, ARK by 13 2nd-07:52.
 TAM&M led for 00:00. ARK led for 37:03. Game was tied for 02:57.

Score tied - 4 times.
 Lead changed - 0 times.

GAME 24 **88** RV/-- ARKANSAS **41 47 88 73** **73**
 Feb. 7, 2023 • Lexington, Ky. • Rupp Arena

Arkansas 88 • 17-7,6-5 SEC

#	Player	Total			3-Ptr			Rebounds			PF	TP	A	TO	Blk	Stl	Min
		FG-FGA	FG-FGA	FT-FTA	Off	Def	Tot	Off	Def	Tot							
15	Makhi Mitchell	f	1-1	0-0	2-2	3	6	9	2	4	2	0	0	1			

ARKANSAS RAZORBACKS

2022-23 YEAR IN REVIEW

BOX SCORES

GAME 25 **70** Mississippi State **34 36 70 64**
#RV-- ARKANSAS 25 39 64
 Feb. 11, 2023 • Fayetteville, Ark. • Bud Walton Arena

Mississippi St. 70 • 17-8,5-7 SEC

#	Player	Total			3-Ptr			Rebounds			PF	TP	A	TO	Blk	Stl	Min
		FG-FGA	FG-FGA	FT-FTA	Off	Def	Tot	Off	Def	Tot							
00	D.J. Jeffries	f	2-6	0-1	0-0	0	4	4	0	4	2	1	0	0	0	34	
01	Tol Smith	f	4-11	0-0	3-8	4	4	8	3	11	3	2	0	1	28		
04	Cameron Matthews	f	3-6	0-1	4-5	4	2	6	4	10	5	1	0	2	25		
03	Shakeel Moore	g	5-11	2-2	0-0	0	5	5	1	12	5	1	0	35			
10	Dashawn Davis	g	6-11	2-3	3-3	0	0	0	2	17	2	0	0	26			
11	Eric Reed, Jr.	g	1-1	1-1	0-0	1	0	1	3	3	1	0	0	13			
13	Will McNair Jr.	g	3-5	0-0	0-0	1	3	4	3	6	1	0	0	12			
14	Tyler Stevenson	g	1-2	0-0	0-0	0	0	0	2	2	0	0	0	11			
30	Shawn Jones, Jr.	g	2-4	1-2	0-0	0	3	3	5	1	1	1	1	16			
	Team					1	2	3									
	Totals		27-57	6-10	10-16	11	23	34	21	70	15	12	2	5	200		

FG % 1st Half: 14-27 51.9% 2nd half: 13-30 43.3% Game: 27-57 47.4% Deadball Rebounds 1,1
 3FG % 1st Half: 4-7 57.1% 2nd half: 2-3 66.7% Game: 6-10 60.0%
 FT % 1st Half: 2-3 66.7% 2nd half: 8-13 61.5% Game: 10-16 62.5%

Arkansas 64 • 17-8,6-6 SEC

#	Player	Total			3-Ptr			Rebounds			PF	TP	A	TO	Blk	Stl	Min
		FG-FGA	FG-FGA	FT-FTA	Off	Def	Tot	Off	Def	Tot							
15	Makhi Mitchell	f	3-3	0-0	0-1	1	3	4	5	6	0	0	1	0	11		
22	Makhel Mitchell	f	3-3	0-0	0-2	0	6	6	2	6	0	2	3	1	30		
00	Anthony Black	g	8-13	2-5	5-6	1	4	5	3	23	5	4	1	3	39		
01	Ricky Council IV	g	1-6	0-2	11-13	2	4	6	2	13	3	1	1	0	37		
04	Davonte Davis	g	2-12	1-5	2-2	2	4	6	4	7	2	3	0	2	37		
03	Nick Smith Jr.	g	2-7	1-4	0-1	0	1	1	0	5	1	0	0	0	17		
11	Jalen Graham	g	1-1	0-0	0-1	0	1	1	0	2	0	0	0	0	6		
13	Jordan Walsh	g	1-3	0-2	0-0	1	0	1	0	2	1	0	1	2	23		
	Team					0	0	0									
	Totals		21-48	4-18	18-26	7	23	30	16	64	12	13	7	8	200		

FG % 1st Half: 9-26 34.6% 2nd half: 12-22 54.5% Game: 21-48 43.8% Deadball Rebounds 3,2
 3FG % 1st Half: 2-11 18.2% 2nd half: 2-7 28.6% Game: 4-18 22.2%
 FT % 1st Half: 5-8 62.5% 2nd half: 13-18 72.2% Game: 18-26 69.2%

Officials: Anthony Jordan, Todd Austin, Don Daily
 Technical fouls: Mississippi St.-Dashawn Davis. Arkansas-None.
 Attendance: 19200

Score by periods	1st	2nd	Total
Mississippi St.	34	36	70
Arkansas	25	39	64

	In	Off	2nd	Fast	Bench
Points	Paint	T/O	Chance	Break	
MSU	36	16	11	13	16
ARK	28	9	8	18	9

Last FG - MSU 2nd-00:26, ARK 2nd-00:13.
 Largest lead - MSU by 16 2nd-15:56, ARK by 5 1st-19:05.
 MSU led for 35:05. ARK led for 03:18. Game was tied for 01:37.

Score tied - 4 times.
 Lead changed - 5 times.

GAME 26 **56** RV-- ARKANSAS **33 23 56 62**
RV/25 TEXAS A&M 24 36 62 62
 Feb. 15, 2023 • Bryan-College Station, Texas • Reed Arena

Arkansas 56 • 17-9,6-7 SEC

#	Player	Total			3-Ptr			Rebounds			PF	TP	A	TO	Blk	Stl	Min
		FG-FGA	FG-FGA	FT-FTA	Off	Def	Tot	Off	Def	Tot							
15	Makhi Mitchell	f	4-4	0-0	3-3	3	6	9	3	11	1	0	2	0	26		
22	Makhel Mitchell	f	2-4	0-0	0-1	0	4	4	5	4	0	2	4	0	19		
00	Anthony Black	g	3-8	1-2	2-3	0	3	3	4	9	8	3	0	2	38		
01	Ricky Council IV	g	3-12	0-3	0-1	0	5	1	6	4	2	0	0	36			
04	Davonte Davis	g	5-13	4-10	0-3	0	3	3	2	14	3	2	0	2	39		
03	Nick Smith Jr.	g	0-1	0-0	0-0	0	0	0	0	0	0	2	0	0	4		
11	Jalen Graham	g	2-2	0-0	0-0	0	0	0	1	4	0	0	0	0	5		
20	Kamani Johnson	g	0-0	0-0	0-0	0	0	0	2	0	0	0	0	0	3		
55	Jordan Walsh	g	3-6	0-1	2-2	1	4	5	8	1	1	0	0	0	30		
	Team					1	3	4									
	Totals		22-50	5-16	7-14	5	28	33	23	56	17	13	6	4	200		

FG % 1st Half: 13-25 52.0% 2nd half: 9-25 36.0% Game: 22-50 44.0% Deadball Rebounds 3
 3FG % 1st Half: 4-6 66.7% 2nd half: 1-10 10.0% Game: 5-16 31.3%
 FT % 1st Half: 3-6 50.0% 2nd half: 4-8 50.0% Game: 7-14 50.0%

Texas A&M 62 • 19-7,11-2 SEC

#	Player	Total			3-Ptr			Rebounds			PF	TP	A	TO	Blk	Stl	Min
		FG-FGA	FG-FGA	FT-FTA	Off	Def	Tot	Off	Def	Tot							
15	Henry Coleman III	f	2-5	0-0	3-3	1	4	5	2	7	1	2	0	0	28		
34	Julius Marble	f	0-3	0-0	4-4	0	2	2	3	4	2	1	0	0	21		
00	Dexter Dennis	g	4-10	2-4	4-4	2	9	11	1	14	0	0	2	1	31		
04	Wade Taylor IV	g	6-15	3-5	3-5	0	3	3	3	18	4	2	0	2	34		
23	Tyrece Radford	g	4-11	0-1	4-5	2	1	3	2	12	2	2	1	2	32		
02	Hayden Hefner	g	1-2	1-1	0-0	0	0	0	1	3	0	0	0	0	12		
11	Andersson Garcia	g	1-2	0-0	0-1	4	6	10	5	2	0	1	1	0	22		
13	Solomon Washington	g	1-1	0-0	0-0	0	1	1	2	2	0	1	0	0	9		
20	Andre Gordon	g	0-5	0-1	0-0	0	0	0	1	0	0	0	0	0	11		
	Team					0	1	1									
	Totals		19-54	6-12	18-22	9	27	36	20	62	9	9	4	5	200		

FG % 1st Half: 8-27 29.6% 2nd half: 11-27 40.7% Game: 19-54 35.2% Deadball Rebounds 2
 3FG % 1st Half: 2-7 28.6% 2nd half: 4-5 80.0% Game: 6-12 50.0%
 FT % 1st Half: 6-8 75.0% 2nd half: 12-14 85.7% Game: 18-22 81.8%

Officials: Keith Kimble, Joe Lindsay, Terry Oglesby
 Technical fouls: Arkansas-Makhel Mitchell. Texas A&M-Julius Marble.
 Attendance: 11315

Score by periods	1st	2nd	Total
Arkansas	33	23	56
Texas A&M	24	38	62

	In	Off	2nd	Fast	Bench
Points	Paint	T/O	Chance	Break	
ARK	30	7	5	6	12
T&M	24	11	6	10	7

Last FG - ARK 2nd-00:12, TA&M 2nd-00:34.
 Largest lead - ARK by 12 1st-00:26, TA&M by 8 2nd-00:20.
 ARK led for 31:34. TA&M led for 04:44. Game was tied for 03:42.

Score tied - 5 times.
 Lead changed - 6 times.

GAME 27 **65** Florida **31 34 65 84**
#RV-- ARKANSAS 37 47 84
 Feb. 18, 2023 • Fayetteville, Ark. • Bud Walton Arena

Florida 65 • 14-13,7-7 SEC

#	Player	Total			3-Ptr			Rebounds			PF	TP	A	TO	Blk	Stl	Min
		FG-FGA	FG-FGA	FT-FTA	Off	Def	Tot	Off	Def	Tot							
33	Jason Jitoboh	c	2-5	0-0	0-0	1	1	2	2	4	0	2	0	0	24		
00	Myreon Jones	g	0-3	0-1	2-3	1	1	2	3	2	2	0	0	0	23		
05	Will Richard	g	3-5	0-1	4-4	1	2	3	4	10	0	0	0	2	25		
11	Kyle Lofton	g	3-12	1-5	0-0	0	2	2	1	7	4	0	0	1	33		
24	Riley Kugel	g	5-12	1-6	6-7	1	1	2	3	17	1	2	0	0	30		
01	CJ Felder	g	0-0	0-0	0-0	0	0	0	1	0	0	0	0	0	3		
02	Trey Bonham	g	0-0	0-0	0-0	0	0	0	0	0	1	2	0	0	2		
03	Alex Fudge	g	3-4	0-1	0-2	0	1	1	0	6	0	0	1	1	17		
04	Niels Lane	g	1-3	0-0	0-0	1	2	3	1	2	0	0	0	0	4		
10	Denzel Aberdeen	g	0-1	0-1	0-0	0	0	0	0	0	0	0	0	0	2		
13	Aleks Szymczyk	g	3-7	2-5	0-0	1	5	6	0	8	1	2	1	4	20		
14	Kowacie Reeves	g	2-7	0-1	5-5	0	1	1	1	9	0	1	0	0	17		
	Team					2	1	3									
	Totals		22-59	4-21	17-21	8	17	25	16	65	9	12	2	9	200		

FG % 1st Half: 9-30 30.0% 2nd half: 13-29 44.8% Game: 22-59 37.3% Deadball Rebounds 1
 3FG % 1st Half: 1-11 9.1% 2nd half: 3-10 30.0% Game: 4-21 19.0%
 FT % 1st Half: 12-16 75.0% 2nd half: 5-5 100.0% Game: 17-21 81.0%

Arkansas 84 • 18-9,7-7 SEC

#	Player	Total			3-Ptr			Rebounds			PF	TP	A	TO	Blk	Stl	Min
		FG-FGA	FG-FGA	FT-FTA	Off	Def	Tot	Off	Def	Tot							
13	Jordan Walsh	f	2-4	1-1	0-0	1	1	2	1	5	0	1	0	0	13		
15	Makhi Mitchell	f	5-7	0-0	0-0	2	8	10	1	10	1	1	2	1	20		
00	Anthony Black	g	3-6	1-1	7-8	0	5	5	1	14	3	4	0	3	35		
03	Nick Smith Jr.	g	4-12	0-4	2-2	0	1	1	1	10	1	2	0	2	32		
04	Davonte Davis	g	0-1	0-1	0-0	0	1	1	3	0	1	1	0	2	22		
01	Ricky Council IV	g	6-10	0-1	3-4	0	7	7	1	15	1	2	0	0	32		
05	Joseph Pinion	g	0-1	0-1	0-0	0	0	0	0	0	0	0	0	0	1		
11	Jalen Graham	g	12-15	0-1	2-3	3	4	7	2	26	1	2	2	0	27		
12	Barry Dunning Jr.	g	0-0	0-0	0-0	0	0	0	0	0	0	0	0	0	1		
11	Cade Arbogast	g	0-0	0-0	0-0	0	0	0	0	0	0	0	0	0	1		
22	Makhel Mitchell	g	2-2	0-0	0-0	2	2	4	2	4	0	0	2	0	13		
23	Derrian Ford	g	0-0	0-0	0-0	0	0	0	0	0	0	0	0	0	2		
45	Lawson Blake	g	0														

ARKANSAS RAZORBACKS

2022-23 YEAR IN REVIEW

BOX SCORES

GAME 29 **83** RV-- ARKANSAS **37 46 83 86** **#2/2 Alabama** **28 58 86**
Feb. 25, 2023 • Tuscaloosa, Ala. • Coleman Coliseum

Arkansas 83 • 19-10,8-8 SEC

#	Player	Total			3-Ptr			Rebounds			PF	TP	A	TO	Blk	Stl	Min
		FG-FGA	FG-FGA	FT-FTA	FG-FGA	FG-FGA	FT-FTA	Off	Def	Tot							
13	Jordan Walsh	f	2-7	0-1	0-0	1	6	7	5	4	1	1	0	3	34		
15	Makhi Mitchell	f	0-2	0-0	0-0	2	0	2	2	0	2	3	2	0	13		
00	Anthony Black	g	2-7	0-1	3-4	1	1	2	5	7	2	3	0	3	16		
03	Nick Smith Jr.	g	9-23	2-3	4-5	1	5	6	4	24	1	0	0	2	40		
04	Davonte Davis	g	8-15	3-4	2-3	1	4	5	3	21	0	0	0	0	39		
01	Ricky Council IV	g	5-9	0-1	10-14	0	1	1	2	20	0	2	0	2	30		
05	Joseph Pinion	g	0-0	0-0	0-0	0	0	0	0	0	0	0	0	0	1		
11	Jalen Graham	g	1-3	0-0	0-0	1	1	2	2	2	0	1	3	1	9		
22	Makhel Mitchell	g	2-4	0-0	1-3	2	6	8	2	5	0	1	1	1	18		
23	Derrian Ford	g	0-0	0-0	0-0	0	0	0	0	0	0	0	0	0	0+		
Team						4	0	4									
Totals			29-70	5-10	20-29	13	24	37	25	83	6	11	6	12	200		

FG % 1st Half: 14-35 40.0% 2nd half: 15-35 42.9% Game: 29-70 41.4% Deadball Rebounds 3
3FG % 1st Half: 1-3 33.3% 2nd half: 4-7 57.1% Game: 5-10 50.0%
FT % 1st Half: 8-9 88.9% 2nd half: 12-20 60.0% Game: 20-29 69.0%

Alabama 86 • 25-4,15-1 SEC

#	Player	Total			3-Ptr			Rebounds			PF	TP	A	TO	Blk	Stl	Min
		FG-FGA	FG-FGA	FT-FTA	FG-FGA	FG-FGA	FT-FTA	Off	Def	Tot							
15	Noah Clowney	f	3-8	0-2	4-5	2	11	13	3	10	2	3	1	2	30		
24	Brandon Miller	f	8-15	1-6	7-7	0	6	6	3	24	0	3	1	0	38		
14	Charles Bediako	c	3-4	0-0	0-0	4	6	10	5	6	0	0	1	0	19		
00	Jaden Bradley	g	0-3	0-0	0-0	0	0	0	0	0	0	0	0	1	7		
01	Mark Sears	g	2-7	0-4	9-10	2	0	2	3	13	2	2	0	1	34		
03	Rylan Griffen	g	1-3	0-2	1-2	1	0	1	1	3	1	2	0	1	17		
05	Jahvon Quinerly	g	7-14	1-4	1-1	1	2	3	1	16	7	3	0	0	28		
10	Dom Welch	g	2-2	1-1	2-2	0	2	2	3	7	0	1	1	0	7		
23	Nick Pringle	g	3-3	0-0	1-3	0	4	4	2	7	0	1	0	0	7		
25	Nimari Burnett	g	0-5	0-3	0-0	1	2	3	0	0	1	1	0	1	13		
Team						3	1	4									
Totals			29-64	3-22	25-30	14	34	48	21	86	13	17	4	6	200		

FG % 1st Half: 10-30 33.3% 2nd half: 19-34 55.9% Game: 29-64 45.3% Deadball Rebounds 2
3FG % 1st Half: 1-10 10.0% 2nd half: 2-12 16.7% Game: 3-22 13.6%
FT % 1st Half: 7-9 77.8% 2nd half: 18-21 85.7% Game: 25-30 83.3%

Officials: Owen Shortt, Steven Anderson, Terry Oglesby
Technical fouls: Arkansas-None. Alabama-None.
Attendance: 13474

Score by periods	1st	2nd	Total	Points	In	Off	2nd	Fast	Bench
Arkansas	37	46	83	38	15	15	11	27	
Alabama	28	58	86	52	7	15	6	33	

Last FG - ARK 2nd-00:10, BAMA 2nd-01:27.
Largest lead - ARK by 11 1st-03:18, BAMA by 12 2nd-05:53.
ARK led for 22:03. BAMA led for 15:05. Game was tied for 02:52.
Score tied - 4 times.
Lead changed - 3 times.

GAME 31 **88** #23/RV Kentucky **40 48 88 70** **#RV-- ARKANSAS** **36 43 79 70**
Mar. 4, 2023 • Fayetteville, Ark. • Bud Walton Arena

Kentucky 88 • 21-10,12-6 SEC

#	Player	Total			3-Ptr			Rebounds			PF	TP	A	TO	Blk	Stl	Min
		FG-FGA	FG-FGA	FT-FTA	FG-FGA	FG-FGA	FT-FTA	Off	Def	Tot							
00	Jacob Toppin	f	6-9	2-3	7-8	0	4	4	3	21	3	4	1	1	38		
24	Chris Livingston	f	0-5	0-3	1-4	0	9	9	4	1	1	4	1	1	34		
04	Oscar Tshiebwe	f	5-11	0-0	2-2	4	9	13	5	12	1	1	0	1	27		
01	CJ Fredrick	g	0-2	0-2	2-2	0	0	0	0	2	4	0	0	1	15		
12	Antonio Reeves	g	12-17	2-4	11-11	0	1	1	4	37	2	1	0	0	40		
03	Adou Thiero	g	2-6	0-2	3-6	3	2	5	2	7	2	2	0	1	24		
04	Daimion Collins	g	2-2	0-0	0-0	1	1	2	5	4	1	0	1	0	5		
55	Lance Ware	g	2-2	0-0	0-0	1	4	5	3	4	0	2	1	0	17		
Team						1	1	2									
Totals			29-54	4-14	26-33	10	31	41	26	88	14	15	4	5	200		

FG % 1st Half: 15-29 51.7% 2nd half: 14-25 56.0% Game: 29-54 53.7% Deadball Rebounds 4
3FG % 1st Half: 1-6 16.7% 2nd half: 3-8 37.5% Game: 4-14 28.6%
FT % 1st Half: 9-9 100.0% 2nd half: 17-24 70.8% Game: 26-33 78.8%

Arkansas 79 • 19-12,8-10 SEC

#	Player	Total			3-Ptr			Rebounds			PF	TP	A	TO	Blk	Stl	Min
		FG-FGA	FG-FGA	FT-FTA	FG-FGA	FG-FGA	FT-FTA	Off	Def	Tot							
15	Makhi Mitchell	f	1-2	0-0	0-0	1	0	1	2	2	1	0	0	0	18		
22	Makhel Mitchell	f	0-5	0-0	0-0	4	1	5	3	0	0	1	0	0	15		
00	Anthony Black	g	3-10	1-3	7-12	2	6	8	3	14	4	1	1	1	34		
03	Nick Smith Jr.	g	10-23	3-8	2-4	1	2	3	3	25	6	3	1	4	35		
04	Davonte Davis	g	3-5	2-3	0-0	0	2	2	5	8	0	0	0	0	20		
01	Ricky Council IV	g	3-11	0-2	10-12	1	3	4	4	16	1	1	0	0	34		
05	Joseph Pinion	g	0-0	0-0	0-0	0	0	0	1	0	0	0	0	1	3		
11	Jalen Graham	g	1-2	0-0	0-0	0	0	0	0	2	0	0	0	0	2		
13	Jordan Walsh	g	4-12	1-6	1-3	3	4	7	3	10	2	0	1	2	31		
20	Kamani Johnson	g	0-0	0-0	2-3	3	0	3	2	2	0	0	0	1	8		
23	Derrian Ford	g	0-0	0-0	0-0	0	0	0	0	0	0	0	0	0	0+		
Team						2	0	2									
Totals			25-70	7-22	22-34	17	18	35	26	79	14	6	3	9	200		

FG % 1st Half: 14-34 41.2% 2nd half: 11-36 30.6% Game: 25-70 35.7% Deadball Rebounds 9
3FG % 1st Half: 2-8 25.0% 2nd half: 5-14 35.7% Game: 7-22 31.8%
FT % 1st Half: 6-9 66.7% 2nd half: 16-25 64.0% Game: 22-34 64.7%

Officials: Rob Rorke, K.B. Burdett Jr., Don Daily
Technical fouls: Kentucky-Lance Ware. Arkansas-Davonte Davis 2.
Attendance: 19200

Score by periods	1st	2nd	Total	Points	In	Off	2nd	Fast	Bench
Kentucky	40	48	88	36	15	7	17	6	15
Arkansas	36	43	79	26	15	7	13	30	

Last FG - UK 2nd-00:52, ARK 2nd-00:21.
Largest lead - UK by 14 2nd-01:41, ARK by 3 1st-19:14.
UK led for 35:37. ARK led for 01:15. Game was tied for 03:08.
Score tied - 2 times.
Lead changed - 3 times.

GAME 30 **57** RV-- ARKANSAS **25 22 57 75** **#12/14 Tennessee** **34 41 75 75**
Feb. 28, 2023 • Knoxville, Tenn. • Thompson-Boling Arena

Arkansas 57 • 19-11,8-9 SEC

#	Player	Total			3-Ptr			Rebounds			PF	TP	A	TO	Blk	Stl	Min
		FG-FGA	FG-FGA	FT-FTA	FG-FGA	FG-FGA	FT-FTA	Off	Def	Tot							
13	Jordan Walsh	f	0-4	0-1	1-2	0	4	4	4	1	1	2	0	2	24		
15	Makhi Mitchell	f	0-2	0-0	2-2	1	2	3	0	2	1	0	1	0	17		
00	Anthony Black	g	6-9	1-2	0-2	3	2	5	1	13	1	6	0	2	34		
03	Nick Smith Jr.	g	3-13	1-6	5-6	0	0	0	2	12	2	2	0	0	29		
04	Davonte Davis	g	5-12	3-7	0-0	1	5	6	3	13	2	2	1	3	39		
01	Ricky Council IV	g	3-7	2-4	3-6	0	4	4	3	11	1	3	0	0	19		
05	Joseph Pinion	g	1-2	1-2	0-0	0	0	0	0	3	0	0	0	0	3		
11	Jalen Graham	g	0-0	0-0	0-0	0	0	0	0	0	0	0	0	0	3		
20	Kamani Johnson	g	0-0	0-0	0-2	1	2	3	2	0	0	0	0	0	12		
22	Makhel Mitchell	g	0-0	0-0	0-0	0	0	0	5	0	1	2	0	0	11		
23	Derrian Ford	g	0-0	0-0	2-2	0	0	0	1	2	0	0	0	0	9		
Team						3	4	7									
Totals			18-49	8-22	13-22	9	23	32	21	57	8	16	4	7	200		

FG % 1st Half: 9-24 37.5% 2nd half: 9-25 36.0% Game: 18-49 36.7% Deadball Rebounds 5
3FG % 1st Half: 4-10 40.0% 2nd half: 4-12 33.3% Game: 8-22 36.4%
FT % 1st Half: 3-4 75.0% 2nd half: 10-18 55.6% Game: 13-22 59.1%

Tennessee 75 • 22-8,11-6 SEC

#	Player	Total			3-Ptr			Rebounds			PF	TP	A	TO	Blk	Stl	Min
		FG-FGA	FG-FGA	FT-FTA	FG-FGA	FG-FGA	FT-FTA	Off	Def	Tot							
00	Jonas Aidoo	f	4-6	0-0	0-0	1	2	3	2	8	2	0	0	1	30		
13	Olivier Nkamhoua	f	7-12	0-3	2-2	2	5	7	0	16	1	0	1	0	29		
05	Zakai Zeigler	g	1-1	0-0	0-0	0	0	0	0	2	1	1	0	0	3		
15	Jahmai Mashack	g	1-6	0-1	4-6	0	1	1	3	6	5	1	0	4	23		
25	Santiago Vescovi	g	5-11	3-7	1-2	0	6	6	3	14	5	3	0	2	39		
02	Julian Phillips	g	1-3	0-2	5-7	1	4	5	1	7	3	2	0	0	26		
11	Tobe Awaka	g	3-5	0-0	1-3	5	3	8	1	7	0	0	0	0	15		
21	Kent Gilbert	g	0-0	0-0	0-0	0	0	0	0	0	0	0	0	0	0+		
30	Josiah-Jordan James	g	3-8	1-3	4-5	0	3	4	4	11	1	1	0	3	29		
33	Uros Plavsic	g	2-2	0-0	0-0	0	0	0	2	4	0	2	1	1	6		
Team						1	1	2									
Totals			27-54	4-16	17-25	10	25	35	16	75	18	10	2	11	200		

FG % 1st Half: 13-30 43.3% 2nd half: 14-24 58.3% Game: 27-54 50.0% Deadball Rebounds 2,1
3FG % 1st Half: 1-8 12.5% 2nd half: 3-8 37.5% Game: 4-16 25.0%
FT % 1st Half: 7-12 58.3% 2nd half: 10-13 76.9% Game: 17-25 68.0%

Officials: Patrick Evans, Doug Shows, Bart Lenox
Technical fouls: Arkansas-None. Tennessee-None.

ARKANSAS RAZORBACKS

2022-23 YEAR IN REVIEW

BOX SCORES

GAME 33 **61** **RV-- ARKANSAS** **38 23** **61** **67**
#18/18 Texas A&M **25 42** **67**
 Mar. 10, 2023 • Nashville, Tenn. • Bridgestone Arena

GAME 34 **I** **63** **#9 seed Illinois** **26 37** **63** **73**
#8 seed ARKANSAS **36 37** **73** **73**
 Mar. 16, 2023 • Des Moines, Iowa • Wells Fargo Arena

Arkansas 61 • 20-13

#	Player	Total			3-Ptr			Rebounds			PF	TP	A	TO	Blk	Stl	Min
		FG-FGA	FG-FGA	FT-FTA	FG-FGA	FG-FGA	FT-FTA	Off	Def	Tot							
15	Makhi Mitchell	f	6-6	0-0	3-4	4	2	6	3	15	1	2	4	3	31		
22	Makhel Mitchell	f	2-2	0-0	0-0	0	2	2	4	4	1	0	2	0	15		
00	Anthony Black	g	3-8	1-4	2-4	1	3	4	4	9	2	2	4	2	35		
03	Nick Smith Jr.	g	6-20	2-6	2-4	0	1	1	1	16	4	5	0	0	39		
04	Davonte Davis	g	2-7	1-5	0-1	2	4	6	3	5	1	1	0	2	37		
01	Ricky Council IV	g	1-7	0-3	3-4	0	3	3	3	5	1	1	0	1	19		
13	Jordan Walsh	g	2-4	1-2	2-2	0	3	3	2	7	1	1	1	1	24		
Team						1	0	1									
Totals			22-54	5-20	12-19	8	18	26	20	61	11	12	11	9	200		

FG % 1st Half: 13-24 54.2% 2nd half: 9-30 30.0% Game: 22-54 40.7% Deadball Rebounds 5
 3FG % 1st Half: 5-12 41.7% 2nd half: 0-8 0.0% Game: 5-20 25.0%
 FT % 1st Half: 7-10 70.0% 2nd half: 5-9 55.6% Game: 12-19 63.2%

Texas A&M 67 • 24-8

#	Player	Total			3-Ptr			Rebounds			PF	TP	A	TO	Blk	Stl	Min
		FG-FGA	FG-FGA	FT-FTA	FG-FGA	FG-FGA	FT-FTA	Off	Def	Tot							
15	Henry Coleman III	f	5-9	0-0	6-9	4	7	11	2	16	0	4	0	0	33		
34	Julius Marble	f	1-5	0-0	1-1	2	4	6	1	3	1	0	0	1	20		
00	Dexter Dennis	g	5-10	1-3	0-2	1	4	5	1	11	0	2	2	0	35		
04	Wade Taylor IV	g	6-17	0-4	6-6	1	2	3	2	18	3	3	0	2	29		
23	Tyrece Radford	g	3-8	0-1	5-6	4	4	8	2	11	2	4	0	0	35		
02	Hayden Hefner	g	0-0	0-0	0-0	0	0	0	0	0	0	0	0	0	2		
11	Andersson Garcia	g	1-2	0-1	0-0	0	2	2	5	2	0	0	0	0	12		
13	Solomon Washington	g	2-3	0-0	0-0	1	0	1	3	4	1	0	0	2	15		
20	Andre Gordon	g	1-2	0-1	0-0	0	1	1	0	2	1	0	0	0	15		
35	Manny Obaseki	g	0-1	0-0	0-0	0	1	1	0	0	0	0	0	0	4		
Team						4	1	5									
Totals			24-57	1-10	18-24	17	26	43	16	67	8	15	2	5	200		

FG % 1st Half: 11-30 36.7% 2nd half: 13-27 48.1% Game: 24-57 42.1% Deadball Rebounds 4
 3FG % 1st Half: 1-5 20.0% 2nd half: 0-5 0.0% Game: 1-10 10.0%
 FT % 1st Half: 2-2 100.0% 2nd half: 16-22 72.7% Game: 18-24 75.0%

Officials: Owen Shortt, Bart Lenox, Doug Shaws
 Technical fouls: Arkansas-None, Texas A&M-None.
 Attendance: 14000

Score by periods	1st	2nd	Total
Arkansas	38	23	61
Texas A&M	25	42	67

Last FG - ARK 2nd-00:27, TA&M 2nd-00:46.
 Largest lead - ARK by 13 1st-00:00, TA&M by 8 2nd-00:46.
 ARK led for 26:54, TA&M led for 10:31. Game was tied for 02:35.

Score tied - 1 time.
 Lead changed - 6 times.

Illinois 63 • 20-13

#	Player	Total			3-Ptr			Rebounds			PF	TP	A	TO	Blk	Stl	Min
		FG-FGA	FG-FGA	FT-FTA	FG-FGA	FG-FGA	FT-FTA	Off	Def	Tot							
24	Matthew Mayer	f	0-6	0-5	2-3	0	1	1	2	2	0	3	1	0	22		
33	Coleman Hawkins	f	3-9	2-6	2-2	1	3	4	1	10	3	6	1	3	34		
42	Dain Daijia	f	1-2	0-0	3-6	0	6	6	1	5	0	2	2	0	23		
00	Terrence Shannon Jr.	g	5-10	0-3	10-13	0	2	2	2	20	2	2	0	1	31		
15	RJ Melendez	g	4-8	2-4	0-0	0	6	6	4	10	3	0	0	1	26		
01	Sencire Harris	g	1-3	0-0	0-2	0	2	2	1	2	2	1	0	0	12		
03	Jayden Epps	g	1-5	0-1	0-0	0	1	1	1	2	0	1	0	0	6		
10	Luke Goode	g	2-4	2-3	0-0	1	3	4	5	6	1	0	0	1	23		
20	Ty Rodgers	g	3-5	0-0	0-0	0	3	3	2	6	1	1	1	4	23		
Team						1	4	5									
Totals			20-52	6-22	17-26	3	31	34	19	63	10	17	5	10	200		

FG % 1st Half: 8-29 27.6% 2nd half: 12-23 52.2% Game: 20-52 38.5% Deadball Rebounds 6.1
 3FG % 1st Half: 3-11 27.3% 2nd half: 3-11 27.3% Game: 6-22 27.3%
 FT % 1st Half: 7-9 77.8% 2nd half: 10-17 58.8% Game: 17-26 65.4%

Arkansas 73 • 21-13

#	Player	Total			3-Ptr			Rebounds			PF	TP	A	TO	Blk	Stl	Min
		FG-FGA	FG-FGA	FT-FTA	FG-FGA	FG-FGA	FT-FTA	Off	Def	Tot							
20	Kamani Johnson	f	2-5	0-0	1-1	4	1	5	2	5	0	0	0	0	13		
00	Anthony Black	g	4-12	0-1	4-6	0	6	6	3	12	1	2	1	3	34		
01	Ricky Council IV	g	3-9	1-3	11-12	2	8	10	1	18	0	2	1	1	39		
03	Nick Smith Jr.	g	2-10	0-2	2-3	0	0	0	2	6	0	2	0	1	28		
04	Davonte Davis	g	7-14	2-4	0-0	1	5	6	4	16	1	4	0	4	30		
11	Jalen Graham	g	0-0	0-0	0-0	0	1	1	0	0	0	0	0	0	2		
13	Jordan Walsh	g	2-8	0-1	2-3	2	2	4	4	6	1	1	0	3	27		
15	Makhi Mitchell	g	4-5	0-0	1-2	1	6	7	3	9	1	0	2	0	24		
22	Makhel Mitchell	g	0-0	0-0	1-2	0	0	0	0	1	0	0	0	0	3		
Team						1	3	4									
Totals			24-63	3-11	22-29	11	32	43	19	73	4	11	4	12	200		

FG % 1st Half: 14-33 42.4% 2nd half: 10-30 33.3% Game: 24-63 38.1% Deadball Rebounds 3
 3FG % 1st Half: 1-5 20.0% 2nd half: 2-6 33.3% Game: 3-11 27.3%
 FT % 1st Half: 7-12 58.3% 2nd half: 15-17 88.2% Game: 22-29 75.9%

Officials: Sean Hull, Brooks Wells, Bert Smith
 Technical fouls: Illinois-None, Arkansas-None.
 Attendance: 16745

Score by periods	1st	2nd	Total
Illinois	26	37	63
Arkansas	36	37	73

Last FG - ILLINI 2nd-00:45, ARK 2nd-01:36.
 Largest lead - ILLINI by 2 1st-19:03, ARK by 17 2nd-10:45.
 ILLINI led for 01:20, ARK led for 37:15. Game was tied for 01:25.

Score tied - 1 time.
 Lead changed - 1 time.

GAME 35 **72** **#8 seed ARKANSAS** **27 45** **72** **71**
#1 seed #4/5 Kansas **35 36** **71** **71**
 Mar. 18, 2023 • Des Moines, Iowa • Wells Fargo Arena

Arkansas 72 • 22-13

#	Player	Total			3-Ptr			Rebounds			PF	TP	A	TO	Blk	Stl	Min
		FG-FGA	FG-FGA	FT-FTA	FG-FGA	FG-FGA	FT-FTA	Off	Def	Tot							
20	Kamani Johnson	f	2-3	0-0	0-1	6	4	10	4	4	0	2	0	0	17		
00	Anthony Black	g	1-6	0-2	2-2	0	4	4	4	4	2	1	1	1	38		
01	Ricky Council IV	g	5-18	1-6	10-11	2	4	6	0	21	4	1	1	0	40		
03	Nick Smith Jr.	g	0-4	0-2	0-0	1	1	2	0	1	0	0	0	0	17		
04	Davonte Davis	g	9-15	1-4	6-7	2	6	8	5	25	1	1	0	0	30		
05	Joseph Pinion	g	0-0	0-0	0-0	0	0	0	0	0	0	0	0	0	0+		
11	Jalen Graham	g	1-2	0-0	0-0	0	0	0	0	2	0	0	0	0	4		
13	Jordan Walsh	g	3-6	1-1	3-4	3	0	3	5	10	0	2	0	2	34		
15	Makhi Mitchell	g	3-4	0-0	0-1	1	1	2	5	6	0	2	1	2	20		
22	Makhel Mitchell	g	0-0	0-0	0-0	0	0	0	0	0	0	0	0	0	0+		
23	Derrian Ford	g	0-0	0-0	0-0	0	0	0	0	0	0	0	0	0	0+		
Team						1	1	2									
Totals			24-58	3-15	21-26	15	21	36	25	72	8	11	3	5	200		


FG % 1st Half: 10-28 35.7% 2nd half: 14-30 46.7% Game: 24-58 41.4% Deadball Rebounds 2.2
 3FG % 1st Half: 1-9 11.1% 2nd half: 2-6 33.3% Game: 3-15 20.0%
 FT % 1st Half: 6-8 75.0% 2nd half: 15-18 83.3% Game: 21-26 80.8%

Kansas 71 • 28-8

#	Player	Total			3-Ptr			Rebounds			PF	TP	A	TO	Blk	Stl	Min
		FG-FGA	FG-FGA	FT-FTA	FG-FGA	FG-FGA	FT-FTA	Off	Def	Tot							
10	Jalen Wilson	f	5-9	1-3	9-11	0	4	4	3	20	1	2	0	0	27		
24	KJ Adams, Jr.	f	4-8	0-0	6-7	1	2	3	4	14	1	0	0	1	37		
03	Dajuan Harris	g	5-9	1-2	1-3	1	3	4	2	12	5	3	0	2	36		
04	Grady Dick	g	3-9	1-3	0-0	3	4	7	1	7	1	0	0	0	25		
15	Kevin McCullar	g	5-8	1-3	2-4	0	5	5	13	1	1	2	1	37			
00	Bobby Pettiford	g	1-2	0-0	0-0	0	0	0	2	0	0	0	0	1	7		
01	Joseph Yesufu	g	1-2	1-1	0-0	0	1	1	3	0	0	0	0	0	12		
21	Zach Clemence	g	0-1	0-1	0-0	0	0	0	2	0	0	0	0	0			

TODD DAY

Is not only Arkansas' all-time leading scorer (2,395 points), his 835 FG Made ranks 1st, his 499 FT made ranks 2nd and his 226 3PT made ranks 5th. He also ranks ninth in rebounds (673), eighth in assists (319) and second in steals (271).




IN THIS SECTION

1,000-Point Scorers.....	134-138
30-Plus Point Scoring Games	139
Scoring Records	140-141
Rebounding Records	142-143
Field Goal Records.....	144-146
Free Throw Records	147-149
Three-Point Field Goal Records	150-152
Assist Records.....	153
Blocked Shot Records.....	154
Steal Records	155
Class Records	156
Team Records	157-161
Team Year-By-Year Stat Comparison.....	162-164
100-Point Games	165
Miscellaneous Records	166
Postseason Results/Records	167-168
Series Records vs Opponents.....	169
All-Time Series Records	170-178
Year-By-Year W/L Records	179
Coaching Records	180
Year-By-Year Results.....	181-198

ARKANSAS RAZORBACKS

RAZORBACK RECORDS


1,000-POINT SCORERS



		1 Todd Day (1989-92)										2,395 points				
Seasons	G-GS	Min-Avg.	FG-FGA	Pct.	3FG-3FGA	Pct.	FT-FTA	Pct.	Off-Def-Reb.	Avg.	A	TO	Blk	Stl	Pts.	Avg.
1988-89	32-13	741-23.2	148-328	.451	31-90	.344	98-137	.715	44-85-129	4.0	49	73	27	48	425	13.3
1989-90	35-34	1,008-28.8	237-483	.491	71-176	.403	139-183	.760	72-116-188	5.4	89	83	33	82	684	19.5
1990-91	38-37	1,121-29.5	277-586	.473	67-189	.354	165-221	.747	77-124-201	5.3	111	99	25	85	786	20.7
1991-92	22-22	711-32.3	173-347	.499	57-133	.429	97-127	.764	53-102-155	7.0	70	62	17	56	500	22.7
Totals	127-106	3,581-28.2	835-1,744	.479	226-588	.384	499-668	.747	246-427-673	5.3	319	317	102	271	2,395	18.9



		2 Sidney Moncrief (1976-79)										2,066 Points				
Seasons	G-GS	Min-Avg.	FG-FGA	Pct.	3FG-3FGA	Pct.	FT-FTA	Pct.	Off-Def-Reb.	Avg.	A	TO	Blk	Stl	Pts.	Avg.
1975-76	28	-	149-224	.665	-	-	56-77	.727	213	7.6	-	-	-	-	354	12.6
1976-77	28	-	157-242	.649	-	-	117-171	.684	235	8.4	-	-	-	-	431	15.4
1977-78	36	1,293-35.9	209-354	.590	-	-	203-256	.793	278	7.7	60	116	17	44	621	17.3
1978-79	30	1,157-38.6	224-400	.560	-	-	212-248	.855	289	9.6	80	109	13	44	660	22.0
Totals	122	2,450-37.1	739-1,220	.616	-	-	588-752	.765	1015	8.3	140	225	30	88	2,066	16.9




		3 Lee Mayberry (1989-92)										1,940 Points				
Seasons	G-GS	Min-Avg.	FG-FGA	Pct.	3FG-3FGA	Pct.	FT-FTA	Pct.	Off-Def-Reb.	Avg.	A	TO	Blk	Stl	Pts.	Avg.
1988-89	32-32	1,001-31.3	157-314	.500	33-74	.446	67-91	.736	102	3.2	135	50	2	50	414	12.9
1989-90	35-35	1,131-32.3	193-381	.507	65-129	.504	57-72	.792	100	2.6	183	59	7	66	508	14.5
1990-91	38-37	1,216-32.0	192-397	.484	57-149	.383	59-93	.634	129	3.4	209	69	3	100	500	13.2
1991-92	34-34	1,167-34.3	181-368	.492	63-162	.389	93-125	.744	78	2.3	202	54	12	75	518	15.2
Totals	139-138	4,515-32.5	723-1,460	.495	218-514	.424	276-381	.724	130-279-409	2.9	729	232	24	291	1,940	14.0



		4 Scott Hastings (1979-82)										1,779 Points				
Seasons	G-GS	Min-Avg.	FG-FGA	Pct.	3FG-3FGA	Pct.	FT-FTA	Pct.	Off-Def-Reb.	Avg.	A	TO	Blk	Stl	Pts.	Avg.
1978-79	30	753-25.1	97-191	.508	-	-	54-74	.730	138	4.6	38	54	11	10	248	8.3
1979-80	29	1,033-35.6	172-322	.534	-	-	125-160	.781	194	6.7	34	74	17	24	469	16.2
1980-81	32	1,054-32.9	192-341	.563	-	-	139-189	.735	173	5.4	45	80	21	29	523	16.3
1981-82	29	1,040-35.9	204-369	.553	-	-	131-177	.740	175	6.7	42	82	23	43	539	18.6
Totals	120	3,880-32.3	665-1,223	.544	-	-	449-600	.748	699	5.7	159	290	72	106	1,779	14.8




		5 Pat Bradley (1996-99)										1,765 Points				
Seasons	G-GS	Min-Avg.	FG-FGA	Pct.	3FG-3FGA	Pct.	FT-FTA	Pct.	Off-Def-Reb.	Avg.	A	TO	Blk	Stl	Pts.	Avg.
1995-96	33-17	793-24.0	107-256	.418	82-198	.414	39-51	.765	12-55-67	2.0	41	44	0	32	335	10.2
1996-97	32-29	964-30.1	150-339	.442	98-230	.426	63-69	.913	19-53-72	2.3	57	57	0	55	461	14.4
1997-98	33-31	970-29.4	161-421	.382	98-242	.384	74-82	.902	29-59-88	2.7	56	64	1	50	489	14.8
1998-99	34-31	971-28.6	158-396	.399	93-245	.380	71-86	.826	27-59-86	2.5	54	47	3	23	480	14.1
Totals	132-108	3,698-28.0	576-1,412	.408	366-915	.400	247-288	.858	87-226-313	2.4	208	212	4	160	1,765	13.4




		6 Joe Kleine (1983-85)										1,753 Points				
Seasons	G-GS	Min-Avg.	FG-FGA	Pct.	3FG-3FGA	Pct.	FT-FTA	Pct.	Off-Def-Reb.	Avg.	A	TO	Blk	Stl	Pts.	Avg.
1982-83	30	950-31.7	165-307	.538	-	-	69-109	.633	219	7.3	18	81	9	19	399	13.3
1983-84	32-32	1,173-36.7	209-351	.595	-	-	163-211	.773	293	9.2	25	98	21	26	581	18.2
1984-85	35-35	1,289-36.8	294-484	.607	-	-	185-257	.720	294	8.4	23	87	16	38	773	22.1
Totals	97-67	3,412-35.2	668-1,142	.585	-	-	417-577	.723	806	8.3	66	266	46	83	1,753	18.1



		7 Marvin Delph (1975-78)										1,742 Points				
Seasons	G-GS	Min-Avg.	FG-FGA	Pct.	3FG-3FGA	Pct.	FT-FTA	Pct.	Off-Def-Reb.	Avg.	A	TO	Blk	Stl	Pts.	Avg.
1974-75	26	409-15.7	68-135	.504	-	-	26-32	.813	66	2.5	17	-	-	-	162	6.2
1975-76	27	-	196-393	.499	-	-	48-58	.828	190	7.0	-	-	-	-	440	16.3
1976-77	28	-	245-460	.533	-	-	62-84	.738	154	5.5	-	-	-	-	552	19.7
1977-78	35	1,164-33.3	253-452	.560	-	-	82-94	.872	199	5.7	29	58	10	32	588	16.8
Totals	116	1,573-25.8	762-1,440	.529	-	-	218-268	.813	609	5.3	46	58	10	32	1,742	15.0



		8 Corliss Williamson (1993-95)										1,728 Points				
Seasons	G-GS	Min-Avg.	FG-FGA	Pct.	3FG-3FGA	Pct.	FT-FTA	Pct.	Off-Def-Reb.	Avg.	A	TO	Blk	Stl	Pts.	Avg.
1992-93	18-7	454-25.2	101-176	.574	0-0	.000	61-98	.622	44-48-92	5.1	30	40	22	7	263	14.6
1993-94	34-34	989-29.1	273-436	.626	0-0	.000	149-213	.700	103-159-262	7.7	74	90	39	39	695	20.4
1994-95	39-39	1,208-31.0	283-515	.550	1-6	.167	203-304	.668	128-165-293	7.5	89	92	33	67	770	19.7
Totals	91-80	2,651-29.1	657-1,127	.583	1-6	.167	413-615	.672	275-372-647	7.1	193	222	94	113	1,728	19.0



		9 Oliver Miller (1989-92)										1,674 Points				
Seasons	G-GS	Min-Avg.	FG-FGA	Pct.	3FG-3FGA	Pct.	FT-FTA	Pct.	Off-Def-Reb.	Avg.	A	TO	Blk	Stl	Pts.	Avg.
1988-89	30-8	599-20.0	88-161	.547	4-12	.333	50-78	.641	29-83-112	3.7	41	65	60	20	230	7.7
1989-90	35-13	757-21.6	152-238	.639	0-4	.000	86-132	.652	73-146-219	6.3	49	77	85	41	390	11.1
1990-91	38-35	931-24.5	254-361	.704	1-3	.333	87-135	.644	117-177-294	7.7	103	109	112	55	596	15.7
1991-92	34-30	956-28.1	186-309	.602	0-11	.000	86-133	.647	92-169-261	7.7	103	96	88	38	458	13.5
Totals	137-86	3,243-23.7	680-1,069	.636	5-30	.167	309-478	.645	311-575-886	6.5	296	347	345	154	1,674	12.2



ARKANSAS RAZORBACKS

RAZORBACK RECORDS

1,000-POINT SCORERS




		10 Scotty Thurman (1993-95)										1,650 Points				
Seasons	G-GS	Min-Avg.	FG-FGA	Pct.	3FG-3FGA	Pct.	FT-FTA	Pct.	Off-Def-Reb.	Avg.	A	TO	Blk	Stl	Pts.	Avg.
1992-93	31-31	890-28.7	204-439	.465	80-181	.442	52-65	.800	32-104-136	4.4	67	52	9	49	540	17.4
1993-94	34-34	987-29.0	201-429	.469	85-198	.429	52-71	.732	41-112-153	4.5	103	51	9	47	539	15.9
1994-95	37-37	1,186-32.1	206-450	.458	102-239	.427	57-73	.781	39-106-145	3.9	84	74	2	51	571	15.4
Totals	102-102	3,063-30.0	611-1318	.464	267-618	.432	161-209	.770	112-322-434	4.3	254	177	20	147	1,650	16.2



		11 George Kok (1945-48)										1,644 Points				
Seasons	G-GS	Min-Avg.	FG-FGA	Pct.	3FG-3FGA	Pct.	FT-FTA	Pct.	Off-Def-Reb.	Avg.	A	TO	Blk	Stl	Pts.	Avg.
1944-45	24	-	192	-	-	-	65-95	.684	-	-	-	-	-	-	449	18.7
1945-46	23	-	154	-	-	-	80-107	.748	-	-	-	-	-	-	388	16.8
1946-47	24	-	136	-	-	-	66-97	.680	-	-	-	-	-	-	338	14.1
1947-48	23	-	191	-	-	-	87-128	.680	-	-	-	-	-	-	469	20.4
Totals	94	-	673	-	-	-	298-427	.698	-	-	-	-	-	-	1,644	17.5



		12 Jonathon Modica (2003-06)										1,589 Points				
Seasons	G-GS	Min-Avg.	FG-FGA	Pct.	3FG-3FGA	Pct.	FT-FTA	Pct.	Off-Def-Reb.	Avg.	A	TO	Blk	Stl	Pts.	Avg.
2002-03	28-19	688-24.6	117-252	.464	31-86	.360	58-88	.659	56-69-125	4.5	17	53	2	29	323	11.5
2003-04	28-23	828-29.6	157-340	.462	37-114	.325	111-142	.782	59-66-125	4.5	34	62	2	21	462	16.5
2004-05	30-12	632-31.1	103-198	.520	30-70	.429	53-91	.582	35-50-85	2.8	47	57	2	22	289	9.6
2005-06	32-32	990-30.9	178-376	.473	55-157	.350	104-142	.732	58-70-128	4.0	53	66	1	36	515	16.1
Totals	118-86	3,138-26.6	555-1166	.476	153-427	.358	326-463	.704	208-255-463	3.9	151	238	7	108	1,589	13.5



		13 Ron Huery (1987-88, 1990-91)										1,550 Points				
Seasons	G-GS	Min-Avg.	FG-FGA	Pct.	3FG-3FGA	Pct.	FT-FTA	Pct.	Off-Def-Reb.	Avg.	A	TO	Blk	Stl	Pts.	Avg.
1986-87	33-30	960-29.1	129-291	.443	22-61	.361	106-137	.774	43-74-117	3.5	89	100	3	59	386	11.7
1987-88	30-24	894-29.8	147-324	.454	27-69	.391	82-113	.726	43-78-121	4.0	72	75	16	51	403	13.4
1989-90	33-6	678-20.5	119-257	.463	17-52	.327	74-94	.787	31-67-98	3.0	82	41	16	37	329	10.0
1990-91	38-10	795-20.9	139-284	.489	28-73	.384	126-150	.840	57-67-124	3.3	108	63	35	60	432	11.4
Totals	134-70	3,327-24.8	534-1156	.462	94-255	.369	388-494	.785	174-286-460	3.4	351	279	70	207	1,550	11.6



		14 Kareem Reid (1996-99)										1,475 Points				
Seasons	G-GS	Min-Avg.	FG-FGA	Pct.	3FG-3FGA	Pct.	FT-FTA	Pct.	Off-Def-Reb.	Avg.	A	TO	Blk	Stl	Pts.	Avg.
1995-96	33-31	1,117-33.8	141-357	.395	28-108	.259	116-169	.686	34-67-101	3.1	219	124	0	65	426	12.9
1996-97	32-29	986-30.8	112-271	.413	17-73	.233	74-106	.698	27-59-86	2.7	183	17	0	68	315	9.8
1997-98	32-28	944-29.5	127-295	.431	39-113	.345	88-119	.738	17-51-68	2.1	166	73	0	61	381	11.9
1998-99	34-29	971-28.6	117-293	.399	36-112	.321	83-108	.769	23-63-86	2.5	181	73	2	57	353	10.4
Totals	131-117	4,018-30.7	497-1216	.409	120-406	.296	361-502	.719	101-240-341	2.6	749	287	2	251	1,475	11.3



		15 Ron Brewer (1976-78)										1,440 Points				
Seasons	G-GS	Min-Avg.	FG-FGA	Pct.	3FG-3FGA	Pct.	FT-FTA	Pct.	Off-Def-Reb.	Avg.	A	TO	Blk	Stl	Pts.	Avg.
1975-76	28	-	130-226	.575	-	-	74-99	.748	105	3.8	-	-	-	-	334	11.9
1976-77	27	-	199-326	.610	-	-	61-97	.629	85	3.1	-	-	-	-	459	17.0
1977-78	36	1,291-35.9	258-486	.531	-	-	131-157	.834	112	3.1	99	98	27	77	647	18.0
Totals	91	1,291-35.9	587-1,038	.566	-	-	266-353	.754	302	3.3	99	98	27	77	1,440	15.8



		16 Ronnie Brewer (2004-06)										1,416 Points				
Seasons	G-GS	Min-Avg.	FG-FGA	Pct.	3FG-3FGA	Pct.	FT-FTA	Pct.	Off-Def-Reb.	Avg.	A	TO	Blk	Stl	Pts.	Avg.
2003-04	28-28	907-32.4	125-260	.481	17-64	.266	74-129	.574	59-94-153	5.5	94	72	20	57	341	12.2
2004-05	30-29	955-31.8	171-360	.475	36-91	.396	108-165	.655	52-93-145	4.8	101	61	14	76	486	16.2
2005-06	32-31	1,112-34.8	197-447	.441	51-151	.338	144-192	.750	39-115-154	4.8	104	70	15	83	589	18.4
Totals	90-88	2,974-33.0	493-1067	.462	104-306	.340	326-486	.671	150-302-452	5.0	299	203	49	216	1,416	15.7



		17 Martin Terry (1972-73)										1,368 Points				
Seasons	G-GS	Min-Avg.	FG-FGA	Pct.	3FG-3FGA	Pct.	FT-FTA	Pct.	Off-Def-Reb.	Avg.	A	TO	Blk	Stl	Pts.	Avg.
1971-72	26	-	213-454	.464	-	-	207-261	.793	141	5.4	-	-	-	-	633	24.3
1972-73	26	-	264-508	.520	-	-	207-242	.855	95	3.7	-	-	-	-	735	28.3
Totals	52	-	477-962	.496	-	-	414-503	.823	236	4.5	-	-	-	-	1,368	26.3



		18 Darrell Walker (1981-83)										1,325 Points				
Seasons	G-GS	Min-Avg.	FG-FGA	Pct.	3FG-3FGA	Pct.	FT-FTA	Pct.	Off-Def-Reb.	Avg.	A	TO	Blk	Stl	Pts.	Avg.
1980-81	31	926-29.9	137-269	.509	-	-	75-125	.600	139	4.5	103	120	28	79	349	11.3
1981-82	29	1,039-35.8	162-316	.513	-	-	106-161	.658	152	5.2	101	108	11	67	430	14.8
1982-83	30	1,105-36.8	197-374	.527	-	-	152-238	.639	172	5.7	98	116	11	84	546	18.2
Totals	90	3,070-34.1	496-959	.517	-	-	333-524	.635	463	5.1	302	344	50	230	1,325	14.7




ARKANSAS RAZORBACKS

RAZORBACK RECORDS

1,000-POINT SCORERS



		19 Darian Townes (2005-08)										1,318 Points				
Seasons	G-GS	Min-Avg.	FG-FGA	Pct.	3FG-3FGA	Pct.	FT-FTA	Pct.	Off-Def-Reb.	Avg.	A	TO	Blk	Stl	Pts.	Avg.
2004-05	30-14	715-23.8	122-235	.519	1-1	1.000	60-86	.698	56-81-137	4.6	14	37	48	15	305	10.2
2005-06	32-12	714-22.3	126-252	.500	0-0	.000	52-83	.627	59-105-164	5.1	25	39	52	14	304	9.5
2006-07	35-5	619-17.7	118-220	.536	1-1	1.000	47-84	.560	50-100-150	4.3	21	43	56	11	284	8.1
2007-08	35-8	805-23.0	168-279	.602	0-0	.000	89-142	.627	77-116-193	5.5	31	46	38	21	425	12.1
TOTAL	132-39	2,853-21.6	534-986	.542	2-2	1.000	248-395	.628	242-402-644	4.9	91	165	194	61	1,318	10.0




		20 Dean Tolson (1972-74)										1,316 Points				
Seasons	G-GS	Min-Avg.	FG-FGA	Pct.	3FG-3FGA	Pct.	FT-FTA	Pct.	Off-Def-Reb.	Avg.	A	TO	Blk	Stl	Pts.	Avg.
1971-72	26	-	164-340	.482	-	-	76-155	.490	257	9.9	-	-	-	-	404	15.5
1972-73	25	-	183-356	.514	-	-	74-142	.521	310	12.4	-	-	-	-	440	17.6
1973-74	21	-	204-373	.547	-	-	64-115	.557	278	13.2	-	-	-	-	472	22.5
Totals	72	-	551-1069	.515	-	-	214-412	.585	845	11.7	-	-	-	-	1,316	17.0



		21 Rotnei Clarke (2009-11)										1,306 Points				
Seasons	G-GS	Min-Avg.	FG-FGA	Pct.	3FG-3FGA	Pct.	FT-FTA	Pct.	Off-Def-Reb.	Avg.	A	TO	Blk	Stl	Pts.	Avg.
2008-09	30-30	944-31.5	120-294	.408	83-211	.393	43-46	.935	13-43-56	1.9	32	25	1	27	366	12.2
2009-10	31-30	1,058-34.1	151-332	.455	100-234	.427	67-81	.827	5-69-74	2.4	37	36	3	36	469	15.1
2010-11	31-31	985-31.8	144-328	.439	91-208	.438	92-107	.860	10-84-94	3.0	49	38	1	24	471	15.2
TOTAL	92-91	2,987-32.5	415-954	.435	274-653	.420	202-234	.863	28-196-224	2.4	118	99	5	87	1,306	14.2



		22 Marshawn Powell (2010-13)										1,283 Points				
Seasons	G-GS	Min-Avg.	FG-FGA	Pct.	3FG-3FGA	Pct.	FT-FTA	Pct.	Off-Def-Reb.	Avg.	A	TO	Blk	Stl	Pts.	Avg.
2009-10	32-32	992-31.0	190-380	.500	8-37	.216	90-142	.634	74-141-215	6.7	45	66	42	32	478	14.9
2010-11	28-18	628-22.4	117-251	.466	7-28	.250	62-94	.660	46-81-127	4.5	29	41	14	21	303	10.8
2011-12	2-2	43-21.5	15-21	.714	0-2	.000	9-13	.692	5-7-12	6.0	3	8	3	2	39	19.5
2012-13	32-31	819-25.6	175-359	.487	27-78	.346	86-134	.642	61-113-174	5.4	43	58	37	38	463	14.5
TOTAL	94-83	2,482-26.4	497-1,011	.492	42-145	.290	247-383	.645	186-342-528	5.6	120	173	96	93	1,283	13.6



		23 U.S. Reed (1978-81)										1,260 Points				
Seasons	G-GS	Min-Avg.	FG-FGA	Pct.	3FG-3FGA	Pct.	FT-FTA	Pct.	Off-Def-Reb.	Avg.	A	TO	Blk	Stl	Pts.	Avg.
1977-78	31	298-9.6	27-48	.563	-	-	31-45	.689	37	1.2	14	22	10	6	85	2.7
1978-79	30	990-33.0	128-238	.538	-	-	97-141	.688	95	3.2	63	56	19	27	353	11.8
1979-80	29	1,099-37.9	166-298	.557	-	-	74-93	.796	108	3.7	41	45	16	36	406	14.0
1980-81	32	1,129-35.3	155-302	.513	-	-	106-140	.757	131	4.1	40	74	22	50	416	13.0
Totals	122	3,516-28.8	476-886	.537	-	-	308-419	.735	371	3.0	158	197	67	119	1,260	10.3



		24 Derek Hood (1996-99)										1,247 Points				
Seasons	G-GS	Min-Avg.	FG-FGA	Pct.	3FG-3FGA	Pct.	FT-FTA	Pct.	Off-Def-Reb.	Avg.	A	TO	Blk	Stl	Pts.	Avg.
1995-96	33-28	717-21.7	105-222	.473	0-0	.000	36-82	.439	98-102-200	6.1	36	75	22	32	246	7.5
1996-97	32-31	872-27.3	130-269	.483	0-1	.000	50-79	.633	101-156-257	8.0	54	77	23	39	310	9.7
1997-98	32-29	722-22.6	119-237	.502	0-0	.000	32-60	.533	71-125-196	6.1	53	66	27	36	270	8.4
1998-99	34-34	978-28.8	173-306	.565	0-2	.000	75-110	.682	144-205-349	10.3	61	66	31	41	421	12.4
Totals	131-122	3,289-25.1	527-1034	.510	0-3	.000	193-331	.583	414-588-1,002	7.6	204	284	103	148	1,247	9.5



		25 Moses Kingsley (2014-17)										1,200 Points				
Seasons	G-GS	Min-Avg.	FG-FGA	Pct.	3FG-3FGA	Pct.	FT-FTA	Pct.	Off-Def-Reb.	Avg.	A	TO	Blk	Stl	Pts.	Avg.
2013-14	32-0	368-11.5	43-81	.531	1-2	.500	41-63	.651	39-63-102	3.2	7	14	49	14	128	4.0
2014-15	36-4	391-10.9	49-101	.485	0-0	.000	33-53	.623	45-45-90	2.5	11	23	38	15	131	3.6
2015-16	32-31	945-29.5	183-334	.548	0-0	.000	142-223	.637	103-196-299	9.3	39	65	76	36	508	15.9
2016-17	36-36	998-27.7	149-319	.467	7-16	.438	128-169	.757	79-198-277	7.7	49	70	93	23	433	12.0
TOTAL	136-71	2702-19.9	424-835	.508	8-18	.444	344-508	.677	266-502-768	5.6	106	172	256	88	1,200	8.8



		26 Mario Credit (1987-90)										1,162 Points				
Seasons	G-GS	Min-Avg.	FG-FGA	Pct.	3FG-3FGA	Pct.	FT-FTA	Pct.	Off-Def-Reb.	Avg.	A	TO	Blk	Stl	Pts.	Avg.
1986-87	32-11	498-15.6	77-126	.611	0-0	.000	39-60	.650	28-64-92	2.9	8	28	15	11	193	6.0
1987-88	30-15	693-23.1	107-183	.585	0-0	.000	79-118	.669	48-93-141	4.7	22	50	16	27	293	9.8
1988-89	32-24	717-22.4	149-246	.606	0-0	.000	68-117	.581	54-92-146	4.6	20	49	22	28	366	11.4
1989-90	33-26	621-18.8	106-185	.573	0-0	.000	98-126	.778	50-79-129	3.9	13	28	10	31	310	9.4
Totals	127-76	2,529-19.9	439-740	.593	0-0	.000	284-421	.675	180-328-508	4.0	63	155	63	97	1,162	9.1



		27 Charles Thomas (2005-08)										1,149 Points				
Seasons	G-GS	Min-Avg.	FG-FGA	Pct.	3FG-3FGA	Pct.	FT-FTA	Pct.	Off-Def-Reb.	Avg.	A	TO	Blk	Stl	Pts.	Avg.
2004-05	29-18	529-18.2	52-126	.413	3-13	.231	53-69	.768	31-47-78	2.7	15	42	3	4	160	5.5
2005-06	32-21	728-22.8	103-198	.520	6-12	.500	99-137	.723	77-83-160	5.0	25	44	5	19	311	9.7
2006-07	34-29	803-23.6	120-270	.444	7-39	.179	117-151	.775	67-128-195	5.7	44	73	8	10	364	10.7
2007-08	34-17	731-21.5	113-216	.523	5-13	.385	83-114	.728	56-96-152	4.5	47	76	6	16	314	9.2
TOTAL	129-85	2,791-21.6	388-810	.479	21-77	.273	352-471	.747	231-351-585	4.5	131	235	22	49	1,149	8.9



ARKANSAS RAZORBACKS

BRAZORBACK RECORDS

1,000-POINT SCORERS



		28		Mason Jones (2019-20)							1,146 Points					
Seasons	G-GS	Min-Avg.	FG-FGA	Pct.	3FG-3FGA	Pct.	FT-FTA	Pct.	Off-Def-Reb.	Avg.	A	TO	Blk	Stl	Pts.	Avg.
2018-19	34-26	996-29.3	136-337	.404	76-208	.365	115-143	.804	18-114-132	3.9	96	61	5	31	463	13.6
2019-20	31-30	1046-33.7	191-422	.453	68-194	.351	233-282	.826	22-147-169	5.5	106	99	6	50	683	22.0
Totals	65-56	2042-31.4	327-759	.431	144-402	.358	348-425	.819	40-261-301	4.6	202	160	11	81	1,146	17.6



		29		Anthlon Bell (2013-16)							1,144 Points					
Seasons	G-GS	Min-Avg.	FG-FGA	Pct.	3FG-3FGA	Pct.	FT-FTA	Pct.	Off-Def-Reb.	Avg.	A	TO	Blk	Stl	Pts.	Avg.
2012-13	29-0	268-9.2	43-131	.328	33-104	.317	9-11	.818	4-20-24	0.8	9	8	3	4	128	4.4
2013-14	32-14	515-16.1	84-222	.378	50-151	.331	12-15	.800	14-26-40	1.3	23	21	2	11	230	7.2
2014-15	36-16	660-18.3	95-257	.370	65-185	.351	29-41	.707	12-30-42	1.2	50	32	4	21	284	7.9
2015-16	32-30	918-28.7	172-402	.428	89-202	.441	69-82	.841	22-71-93	2.9	39	35	7	21	502	15.7
TOTAL	129-60	2361-18.3	394-1012	.389	237-642	.369	119-149	.799	52-147-199	1.5	121	96	16	57	1,144	8.9




		30		Brandon Dean (1999-02)							1,130 Points					
Seasons	G-GS	Min-Avg.	FG-FGA	Pct.	3FG-3FGA	Pct.	FT-FTA	Pct.	Off-Def-Reb.	Avg.	A	TO	Blk	Stl	Pts.	Avg.
1998-99	33-7	565-17.1	92-202	.455	30-82	.366	17-33	.515	28-47-75	2.3	49	40	2	42	231	7.0
1999-00	34-17	719-21.1	112-254	.441	33-109	.303	33-53	.623	31-38-69	2.0	53	48	11	56	290	8.5
2000-01	31-14	584-18.8	91-211	.431	38-105	.362	34-55	.618	19-48-67	2.2	58	30	5	39	254	8.2
2001-02	29-24	750-25.9	132-273	.484	48-135	.356	43-59	.729	16-67-83	3.0	59	38	7	40	355	12.2
Totals	127-62	2618-20.6	427-940	.454	149-431	.346	127-200	.635	94-200-294	2.3	219	156	25	177	1,130	8.3




		31		Rashad Madden (2012-15)							1,106 Points					
Seasons	G-GS	Min-Avg.	FG-FGA	Pct.	3FG-3FGA	Pct.	FT-FTA	Pct.	Off-Def-Reb.	Avg.	A	TO	Blk	Stl	Pts.	Avg.
2011-12	32-0	631-19.7	68-179	.380	17-71	.239	58-77	.753	25-81-106	3.3	58	50	9	15	211	6.6
2012-13	31-10	520-16.8	43-92	.467	7-35	.200	37-52	.712	19-56-75	2.4	57	35	7	17	130	4.2
2013-14	33-27	869-26.3	125-275	.455	50-125	.400	119-145	.821	28-66-94	2.8	91	77	9	28	419	12.7
2014-15	36-32	978-27.2	100-236	.424	46-122	.377	100-116	.862	31-101-132	3.7	164	84	5	29	346	9.6
Totals	132-69	2998-22.7	336-782	.430	120-353	.340	314-390	.805	103-304-407	3.1	370	246	30	89	1,106	8.4



		32		Michael Qualls (2013-15)							1,100 Points					
Seasons	G-GS	Min-Avg.	FG-FGA	Pct.	3FG-3FGA	Pct.	FT-FTA	Pct.	Off-Def-Reb.	Avg.	A	TO	Blk	Stl	Pts.	Avg.
2012-13	31-5	483-15.6	55-137	.401	6-27	.222	28-46	.609	30-76-106	3.4	23	21	21	23	144	4.6
2013-14	33-17	815-24.7	129-301	.429	42-120	.350	83-122	.680	54-93-147	4.5	64	51	17	31	383	11.6
2014-15	36-34	1086-30.2	180-413	.436	55-165	.333	158-204	.775	59-133-192	5.3	60	61	17	32	573	15.9
Totals	100-56	2384-23.8	364-851	.428	103-312	.330	269-372	.723	143-302-445	4.5	147	133	55	86	1,100	11.0



		33		Alvin Robertson (1982-84)							1,097 Points					
Seasons	G-GS	Min-Avg.	FG-FGA	Pct.	3FG-3FGA	Pct.	FT-FTA	Pct.	Off-Def-Reb.	Avg.	A	TO	Blk	Stl	Pts.	Avg.
1981-82	28	495-17.7	84-159	.528	-	-	35-58	.603	62	2.2	49	44	4	37	203	7.3
1982-83	28	915-32.7	161-294	.548	-	-	76-115	.661	137	4.9	101	91	8	88	398	14.2
1983-84	32-32	1,109-34.7	187-375	.499	-	-	122-182	.670	175	5.5	191	139	13	92	496	15.5
Totals	88-32	2,519-28.6	432-828	.522	-	-	233-355	.656	374	4.3	341	274	25	217	1,097	12.4



		34		James Eldridge (1968-70)							1,090 Points					
Seasons	G-GS	Min-Avg.	FG-FGA	Pct.	3FG-3FGA	Pct.	FT-FTA	Pct.	Off-Def-Reb.	Avg.	A	TO	Blk	Stl	Pts.	Avg.
1967-68	24	-	155-305	.508	-	-	88-128	.688	173	7.2	-	-	-	-	398	16.6
1968-69	24	-	141-308	.458	-	-	46-73	.630	170	7.1	-	-	-	-	328	13.7
1969-70	24	-	149-339	.440	-	-	58-81	.716	174	7.3	-	-	-	-	364	15.2
Totals	72	-	445-952	.467	-	-	192-282	.681	517	7.2	-	-	-	-	1,090	15.1



		35		Jaylen Barford (2017-18)							1,087 Points					
Seasons	G-GS	Min-Avg.	FG-FGA	Pct.	3FG-3FGA	Pct.	FT-FTA	Pct.	Off-Def-Reb.	Avg.	A	TO	Blk	Stl	Pts.	Avg.
2016-17	36-30	914-25.4	174-397	.438	29-109	.266	82-109	.752	39-97-136	3.8	72	71	6	44	459	12.8
2017-18	35-35	1094-31.3	224-477	.470	81-201	.433	93-129	.721	35-102-137	3.9	89	67	10	35	628	17.9
Totals	77-65	2008-28.3	398-874	.455	116-301	.374	175-238	.735	74-199-273	3.8	161	138	16	79	1,087	15.3



		36-T		JD Notae (2021-22)							1,070 Points					
Seasons	G-GS	Min-Avg.	FG-FGA	Pct.	3FG-3FGA	Pct.	FT-FTA	Pct.	Off-Def-Reb.	Avg.	A	TO	Blk	Stl	Pts.	Avg.
2020-21	32-1	719-22.5	131-343	.382	56-167	.335	92-121	.760	16-84-100	3.1	61	66	11	46	410	12.8
2021-22	36-35	1195-33.2	233-589	.396	74-249	.297	120-155	.774	20-144-164	4.6	134	104	25	81	660	18.3
TOTAL	68-36	1914-28.1	364-932	.391	130-416	.313	212-276	.768	36-228-264	3.9	195	170	36	127	1,070	15.7




ARKANSAS RAZORBACKS

RAZORBACK RECORDS

1,000-POINT SCORERS



		36-T		Daryl Macon (2017-18)							1,070 Points					
Seasons	G-GS	Min-Avg.	FG-FGA	Pct.	3FG-3FGA	Pct.	FT-FTA	Pct.	Off-Def-Reb.	Avg.	A	TO	Blk	Stl	Pts.	Avg.
2016-17	36-21	908-25.2	141-311	.453	65-168	.387	136-157	.866	19-76-95	2.6	80	65	2	41	483	13.4
2017-18	35-30	1082-30.9	174-389	.447	85-202	.421	154-176	.875	13-88-101	2.9	138	63	2	36	587	16.8
Totals	71-51	1990-28.0	315-700	.450	150-370	.405	290-333	.871	32-164-196	2.8	218	128	4	77	1,070	15.1



		38		Tommy Boyer (1961-63)							1,067 Points					
Seasons	G-GS	Min-Avg.	FG-FGA	Pct.	3FG-3FGA	Pct.	FT-FTA	Pct.	Off-Def-Reb.	Avg.	A	TO	Blk	Stl	Pts.	Avg.
1960-61	23	-	99-229	.432	-	-	43-58	.741	105	4.6	-	-	-	-	241	10.5
1961-62	23	-	131-308	.425	-	-	125-134	.933	111	4.8	-	-	-	-	387	16.8
1962-63	24	-	146-326	.448	-	-	147-161	.913	76	3.2	-	-	-	-	439	18.3
Totals	70	-	376-863	.436	-	-	315-353	.892	292	4.2	-	-	-	-	1,067	15.2



		39		Mike Washington (2007-10)							1,065 Points					
Seasons	G-GS	Min-Avg.	FG-FGA	Pct.	3FG-3FGA	Pct.	FT-FTA	Pct.	Off-Def-Reb.	Avg.	A	TO	Blk	Stl	Pts.	Avg.
2006-07	25-1	221-8.5	36-79	.456	4-14	.286	14-23	.609	21-21-42	1.6	6	16	7	4	90	3.5
2007-08	35-9	468-13.4	52-126	.413	7-27	.259	38-61	.623	62-76-138	3.9	18	34	24	10	149	4.3
2008-09	30-30	901-30.0	178-323	.551	5-30	.167	103-171	.602	105-189-294	9.8	27	62	39	29	464	15.5
2009-10	29-27	735-25.3	126-254	.496	6-26	.231	104-160	.650	59-118-177	6.1	22	52	37	19	362	12.5
Totals	120-67	2,325-19.4	392-782	.501	22-97	.227	259-415	.624	247-404-651	5.4	73	164	107	62	1,065	8.9




		40-t		Eric Ferguson (2003-06)							1,047 Points					
Seasons	G-GS	Min-Avg.	FG-FGA	Pct.	3FG-3FGA	Pct.	FT-FTA	Pct.	Off-Def-Reb.	Avg.	A	TO	Blk	Stl	Pts.	Avg.
2002-03	28-26	932-33.3	104-296	.351	46-150	.307	51-85	.600	13-73-86	3.1	91	109	2	52	305	10.9
2003-04	28-20	724-25.9	75-202	.371	29-85	.341	48-56	.857	12-61-73	2.6	78	55	6	37	227	8.1
2004-05	30-17	817-27.2	98-245	.400	44-119	.370	23-38	.605	20-60-80	2.7	128	54	3	51	263	8.8
2005-06	31-9	782-25.2	92-228	.404	41-126	.325	27-45	.600	12-62-74	2.4	82	66	0	32	252	8.1
Totals	117-72	3,255-27.8	369-971	.380	160-480	.333	149-224	.665	57-256-313	2.7	379	284	11	172	1,047	8.9



		40-t		Bobby Portis (2014-15)							1,047 Points					
Seasons	G-GS	Min-Avg.	FG-FGA	Pct.	3FG-3FGA	Pct.	FT-FTA	Pct.	Off-Def-Reb.	Avg.	A	TO	Blk	Stl	Pts.	Avg.
2013-14	34-34	918-27.0	161-316	.509	9-33	.273	87-118	.737	86-144-230	6.8	50	41	54	35	418	12.3
2014-15	36-36	1076-29.9	250-466	.536	14-30	.467	115-156	.737	133-188-321	8.9	42	56	50	39	629	17.5
Totals	70-70	1994-28.5	411-782	.526	23-63	.365	202-274	.737	219-332-551	7.9	92	97	104	74	1,047	15.0



		40-t		Dusty Hannahs (2016-17)							1,047 Points					
Seasons	G-GS	Min-Avg.	FG-FGA	Pct.	3FG-3FGA	Pct.	FT-FTA	Pct.	Off-Def-Reb.	Avg.	A	TO	Blk	Stl	Pts.	Avg.
2015-16	32-20	866-27.1	174-380	.458	81-187	.433	100-115	.870	19-58-77	2.4	29	41	0	20	529	16.5
2016-17	36-23	891-24.8	168-383	.439	74-191	.387	108-119	.908	20-42-62	1.7	43	60	4	16	518	14.4
TOTAL	68-43	1757-25.8	342-763	.448	155-378	.410	208-234	.889	39-100-139	2.0	72	101	4	36	1,047	15.4



		43		Jerry Carlton (1960-62)							1,042 Points					
Seasons	G-GS	Min-Avg.	FG-FGA	Pct.	3FG-3FGA	Pct.	FT-FTA	Pct.	Off-Def-Reb.	Avg.	A	TO	Blk	Stl	Pts.	Avg.
1959-60	24	-	100-231	.433	-	-	59-80	.738	105	4.4	-	-	-	-	259	10.8
1960-61	23	-	122-281	.434	-	-	101-117	.863	96	4.2	-	-	-	-	345	15.0
1961-62	24	-	149-355	.419	-	-	140-159	.880	119	5.0	-	-	-	-	438	18.2
Totals	71	-	371-867	.428	-	-	300-356	.843	320	4.5	-	-	-	-	1,042	14.7



		44		Clint McDaniel (1992-95)							1,007 Points					
Seasons	G-GS	Min-Avg.	FG-FGA	Pct.	3FG-3FGA	Pct.	FT-FTA	Pct.	Off-Def-Reb.	Avg.	A	TO	Blk	Stl	Pts.	Avg.
1991-92	27-2	264-9.8	33-97	.340	11-35	.314	29-39	.744	12-17-29	1.1	31	31	2	26	106	3.9
1992-93	30-11	495-16.5	76-177	.429	21-73	.288	52-77	.675	24-34-58	1.9	48	34	4	45	225	7.5
1993-94	31-13	669-21.6	81-199	.407	38-108	.352	52-69	.754	22-65-87	2.8	59	30	2	53	252	8.1
1994-95	37-33	1,093-29.5	139-302	.460	55-139	.396	91-119	.765	31-82-113	3.1	90	71	1	102	424	11.5
Totals	125-59	2,521-20.2	329-775	.425	125-355	.352	224-304	.737	89-198-287	2.3	228	166	9	226	1,007	8.1



		45		Robert McKenzie (1968-70)							1,006 Points					
Seasons	G-GS	Min-Avg.	FG-FGA	Pct.	3FG-3FGA	Pct.	FT-FTA	Pct.	Off-Def-Reb.	Avg.	A	TO	Blk	Stl	Pts.	Avg.
1967-68	24	-	125-283	.442	-	-	109-132	.826	150	6.3	-	-	-	-	359	15.0
1968-69	21	-	108-242	.446	-	-	68-84	.810	104	5.0	-	-	-	-	284	13.5
1969-70	24	-	135-305	.443	-	-	95-145	.655	182	7.6	-	-	-	-	365	15.2
Totals	69	-	367-830	.442	-	-	272-361	.753	436	6.3	-	-	-	-	1,006	14.6



ARKANSAS RAZORBACKS

RAZORBACK RECORDS

Player	Year	Points	Opponent	Date
Rotnei Clarke	So.	51	Alcorn State	11/13/09
Martin Terry	Sr.	47	SMU	02/24/73
Martin Terry	Jr.	46	Texas A&M	01/22/72
Dean Tolson	Sr.	45	Texas A&M	03/02/74
Todd Day	Sr.	43	at LSU	01/11/92
Martin Terry	Sr.	43	vs Memphis (LR)	12/23/72
Mason Jones	Jr.	41	Tulsa	12/14/19
Joe Kleine	Sr.	41	vs Iowa State (Honolulu)	12/27/84
Dean Tolson	Sr.	41	at Indiana State	01/05/74
Ricky Sugg	Jr.	41	at Centenary	12/13/65
Mason Jones	Jr.	40	Auburn	02/04/20
Martin Terry	Jr.	40	Southern Illinois	12/11/71
Al Dillard	Jr.	39	Delaware State	12/11/93
Todd Day	Sr.	39	vs Alabama (SEC)	03/14/92
Sidney Moncrief	Sr.	39	vs Southern Miss (PB)	12/23/78
Vernon Murphy	Jr.	39	Missouri-St. Louis	12/21/70
Mason Jones	Jr.	38	Mississippi State	02/15/20
Mason Jones	Jr.	37	Tennessee	02/26/20
Jonathon Modica	Sr.	37	South Carolina	02/04/06
Joe Kleine	Sr.	37	at TCU	02/09/85
Alvin Robertson	Sr.	37	vs North Texas (PB)	12/17/83
Martin Terry	Sr.	37	vs Southern Illinois (LR)	12/30/72
Mason Jones	Jr.	36	LSU	03/04/20
Rotnei Clarke	Jr.	36	at Vanderbilt	01/29/11
Joe Kleine	Sr.	36	vs Texas Tech (SWC)	03/10/85
Dean Tolson	Sr.	36	Rice	02/09/74
Martin Terry	Sr.	36	Missouri-St. Louis	01/06/73
Vernon Murphy	Jr.	36	Baylor	03/02/71
Johnny Adams	Sr.	36	at TCU	02/21/41
Bobby Portis	Fr.	35	Alabama	02/05/14
Courtney Fortson	So.	35	Mississippi State	01/28/10
Jannero Pargo	Sr.	35	at Mississippi State	02/27/02
Jannero Pargo	Sr.	35	Florida	01/26/02
Lee Mayberry	Sr.	35	LSU	03/03/92
Todd Day	Sr.	35	Auburn	01/04/92
Darrell Walker	Sr.	35	Alabama State	12/15/82
Martin Terry	Sr.	35	Texas A&M	01/13/73
Martin Terry	Sr.	35	at TCU	02/20/73
Martin Terry	Sr.	35	at Tulane	12/09/72
Tommy Rowland	Jr.	35	Centenary	12/12/66
Tommy Boyer	Jr.	35	vs LSU (LR)	12/19/62
Mason Jones	Jr.	34	South Carolina	01/29/20
Isaiah Joe	So.	34	at Ole Miss	01/11/20
Isaiah Joe	Fr.	34	FIU	12/01/18
Michael Washington	Jr.	34	vs North Texas (NLR)	01/03/09
Scotty Thurman	Fr.	34	Ole Miss	01/06/93
Scotty Thurman	Fr.	34	at Missouri	12/19/92
Todd Day	So.	34	Texas	01/25/90
Mario Credit	Jr.	34	vs Loyola-Marymount (NCAA)	03/16/89
Tim Scott	Jr.	34	Kansas	12/06/86
Martin Terry	Sr.	34	TCU	01/27/73
Martin Terry	Jr.	34	Texas	02/22/72
Dean Tolson	So.	34	Baylor	02/29/72
Isaiah Joe	So.	33	Texas Southern	11/19/19
Daryl Macon	Sr.	33	Tennessee	12/30/17
Dusty Hannahs	Jr.	33	vs Florida (SEC)	03/10/16
Marshawn Powell	Jr.	33	Oklahoma	12/04/12
Jonathon Modica	So.	33	Mississippi State	02/14/04
Jannero Pargo	Sr.	33	at Alabama	01/30/02
Pat Bradley	Jr.	33	South Carolina	02/18/98
Todd Day	Jr.	33	UAB	01/30/91
Joe Kleine	Sr.	33	vs Texas-San Antonio (LR)	12/18/84
Sidney Moncrief	Sr.	33	vs Rice	02/03/79
Dean Tolson	So.	33	TCU	02/12/72
Martin Terry	Jr.	33	at Rice	03/04/72
Martin Terry	Jr.	33	Baylor	02/29/72
Vernon Murphy	Jr.	33	Oklahoma	01/05/71
Robert McKenzie	So.	33	at Oklahoma City	01/25/68
Tommy Boyer	Jr.	33	TCU	02/10/62
George Kok	Sr.	33	at Rice	02/28/48
Mason Jones	Jr.	32	Rice	11/05/19
Daniel Gafford	So.	32	LSU	01/12/19
Bobby Portis	So.	32	Vanderbilt	01/10/15
Rotnei Clarke	So.	32	East Tennessee State	11/27/09
Jannero Pargo	Sr.	32	UT Chattanooga	12/20/01
Pat Bradley	Sr.	32	Western Carolina	12/07/98
Pat Bradley	Sr.	32	North Texas	12/30/98
Scotty Thurman	So.	32	at Auburn	01/15/94
Lenzie Howell	Sr.	32	Texas A&M	02/21/90

MOST POINTS IN A SINGLE GAME

Player	Year	Points	Opponent	Date
Joe Kleine	Sr.	32	at Texas Tech	01/16/85
Joe Kleine	Sr.	32	Texas	01/12/85
Joe Kleine	Jr.	32	Alabama State	12/21/83
Joe Kleine	Jr.	32	vs North Texas (PB)	12/17/83
Ted Thompson	Jr.	32	Western Kentucky	12/03/73
Dean Tolson	So.	32	TCU	02/12/72
Martin Terry	Jr.	32	at Texas A&M	02/15/72
Jerry Carlton	Sr.	32	Rice	01/30/62
George Kok	So.	32	Sedalia AAB	12/01/45
George Kok	So.	32	Rice	02/04 or 05/46
George Kok	Fr.	32	Texas A&M	02/23 or 24/45
Stanley Umude	GrSr.	31	at Georgia	02/02/22
JD Notae	Sr.	31	at Texas A&M	01/08/22
BJ Young	Fr.	31	Florida	02/18/12
Sonny Weems	Sr.	31	vs Indiana (NCAA)	03/21/08
Todd Day	Sr.	31	vs Jackson State (PB)	12/21/91
Todd Day	Jr.	31	vs Alabama (NCAA)	03/21/91
Lee Mayberry	So.	31	U.S. International	12/09/89
Lenzie Howell	Jr.	31	vs Texas A&M (SWC)	03/11/89
Keith Wilson	Sr.	31	Texas	02/08/89
Joe Kleine	Sr.	31	at Ohio State	12/01/84
Martin Terry	Sr.	31	Texas	02/13/73
Martin Terry	Jr.	31	at Rice	03/04/72
Tommy Rowland	Jr.	31	vs Michigan (Los Angeles)	12/30/66
Tommy Boyer	Sr.	31	Baylor	02/09 or 23/63
Tommy Boyer	Sr.	31	TCU	03/05/63
Pete Butler	Jr.	31	Texas	02/05 or 19/55
George Kok	Sr.	31	vs Pepperdine (Los Angeles)	12/30/47
Johnny Adams	Jr.	31	Central Missouri	12/30/39
JD Notae	Sr.	30	Kentucky	02/26/22
JD Notae	Sr.	30	Mercer	11/09/21
Mason Jones	Jr.	30	at Texas A&M	03/07/20
Mason Jones	Jr.	30	at Alabama	02/01/20
Jimmy Whitt Jr.	GrSr.	30	Vanderbilt	01/15/20
Mason Jones	So.	30	Mississippi State	02/16/19
Mason Jones	So.	30	Florida	01/09/19
Daryl Macon	Jr.	30	Ole Miss	02/18/17
Michael Qualls	Jr.	30	Alabama	01/22/15
Michael Washington	Jr.	30	Southeastern Louisiana	11/14/08
Jannero Pargo	Sr.	30	at Memphis	01/02/02
Joe Johnson	Fr.	30	Mississippi State	01/22/00
Pat Bradley	So.	30	at Missouri	12/07/96
Corliss Williamson	So.	30	vs Georgia (SEC)	03/11/94
Todd Day	Jr.	30	at Florida State	01/21/91
Todd Day	Jr.	30	at Houston	02/07/91
Mario Credit	Jr.	30	Texas	02/08/89
Steve Schall	Sr.	30	vs North Texas (LR)	01/04/79
Sidney Moncrief	Sr.	30	Oklahoma	12/02/78
Marvin Delph	Sr.	30	Texas	02/01/78
Marvin Delph	Jr.	30	SMU	02/02/77
Rickey Medlock	Jr.	30	at SMU	02/16/74
Martin Terry	Sr.	30	Missouri Western	12/04/72
Dean Tolson	So.	30	at Rice	03/04/72
Martin Terry	Jr.	30	Rice	02/05/72
Donnie Watts	Sr.	30	Rice	01/16/71
Almer Lee	Jr.	30	at Texas A&M	03/05/71
Tommy Boyer	Sr.	30	Texas Tech	02/19/63
Manuel Whitley	Sr.	30	vs Texas A&M (SWC Houston)	12/30/56

30-POINT GAME FAST FACTS

Total: 137

Total Players: 51

Most Recent: 30 by JD Notae vs. Kentucky (02/26/22)

Most in a Season: 10 by Martin Terry, 1973

Most in Career: 18 by Martin Terry, 1972-73

Last with Five or More in Same Season: Mason Jones, 2019-20 (9)

Most Recent Consecutive 30-Point Games: Mason Jones (3)*

34 vs. South Carolina (01/29/20); 30 at Alabama (02/01/20); 40 vs. Auburn (02/04/20)

* - The only Razorback with 3-straight, 30-point games

Most Recent Consecutive 30-Point Games by Different Players:

Isaiah Joe (34) at Ole Miss (01/11/20)


Jimmy Whitt Jr. (30) vs Vanderbilt (01/15/20)

Last Game with Multiple Players Scoring 30 Points:

Keith Wilson, 31 & Mario Credit, 30 vs. Texas (02/08/89)

BOLD = Top 10 in an SEC regular-season game





Martin Terry is the only Arkansas player to average better than 20 points for his career, scoring 1,368 points in 52 games.

SEASON

1.	28.27	Martin Terry (735 pts, 26 gms)	#-LED SWC	1973
2.	24.35	Martin Terry (633 pts, 26 gms)		1972
3.	22.73	Todd Day (500 pts, 22 gms)		1992
4.	22.48	Dean Tolson (472 pts, 21 gms)		1974
5.	22.09	Joe Kleine (773 pts, 35 gms)	#-LED SWC	1985
6.	22.03	Mason Jones (683 pts, 31 gms)	#-LED SEC	2020
7.	22.00	Sidney Moncrief (660 pts, 30 gms)		1979
8.	20.68	Todd Day (786 pts, 38 gms)		1991
9.	20.44	Corliss Williamson (695 pts, 34 gms)		1994
10.	20.39	George Kok (469 pts, 23 gms)	#-LED SWC	1948

CAREER (MINIMUM 50 GMS)

1.	26.31	Martin Terry (1,368 pts, 52 gms)		1972-73
2.	18.99	Corliss Williamson (1,728 pts, 91 gms)		1993-95
3.	18.89	Todd Day (2,395 pts, 127 gms)		1989-92
4.	18.28	Dean Tolson (1,316 pts, 72 gms)		1972-74
5.	18.07	Joe Kleine (1,753 pts, 97 gms)		1983-85
6.	17.63	Mason Jones (1,146 pts, 65 gms)		2019-20
7.	17.31	George Kok (1,644 pts, 95 gms)		1945-48
8.	17.25	Almer Lee (897 pts, 52 gms)		1970-72
9.	16.93	Sidney Moncrief (2,066 pts, 122 gms)		1976-79
10.	16.63	Vernon Murphy (848 pts, 51 gms)		1970-72

SEC SEASON

1.	23.55	Mason Jones (424 pts, 18 gms)		2020
2.	23.00	Todd Day (368 pts, 16 gms)		1992
3.	21.75	Corliss Williamson (348 pts, 16 gms)		1995
4.	20.81	Corliss Williamson (333 pts, 16 gms)		1994
5.	19.71	JD Notae (335 pts, 17 gms)		2022
5.	18.81	Ronnie Brewer (301 pts, 16 gms)		2006
6.	18.61	Bobby Portis (335 pts, 18 gms)		2015
7.	18.00	Courtney Fortson (288 pts, 16 gms)		2010
8.	17.75	Jonathon Modica (284 pts, 16 gms)		2006
9.	17.25	Sonny Weems (276 pts, 16 gms)		2008

SEC CAREER (MINIMUM 30 GMS)

1.	19.68	Corliss Williamson (866 pts, 44 gms)		1993-95
2.	18.92	Mason Jones (681 pts, 36 gms)		2019-20
3.	17.06	Scotty Thurman (819 pts, 48 gms)		1993-95
4.	16.55	Courtney Fortson (513 pts, 31 gms)		2009-10
5.	15.69	Ronnie Brewer (753 pts, 48 gms)		2004-06
6.	15.36	Bobby Portis (553 pts, 36 gms)		2014-15
7.	15.31	Jannero Pargo (490 pts, 32 gms)		2001-02
8.	14.92	Dusty Hannahs (537 pts, 36 gms)		2016-17
9.	14.82	BJ Young (502 pts, 34 gms)		2012-13
10.	14.53	Joe Johnson (436 pts, 30 gms)		2000-01

SCORING AVERAGE LEADERS

Year	Player	G	Pts.	Avg.
2022-23	Ricky Council IV	36	581	16.1
2021-22	JD Notae	36	660	18.3
2020-21	Moses Moody	32	539	16.8
2019-20	Mason Jones # (8th in NCAA)	31	683	22.0
2018-19	Daniel Gafford	32	542	16.9
2017-18	Jaylen Barford	35	628	17.9
2016-17	Dusty Hannahs	36	518	14.4
2015-16	Dusty Hannahs	32	529	16.5
2014-15	Bobby Portis	36	629	17.5
2013-14	Rashad Madden	33	419	12.7
2012-13	BJ Young	31	470	15.2
2011-12	BJ Young	32	488	15.3
2010-11	Rotnei Clarke	31	471	15.2
2009-10	Courtney Fortson	18	323	17.9
2008-09	Michael Washington	30	464	15.5
2007-08	Sonny Weems	34	509	15.0
2006-07	Patrick Beverley	35	485	13.9
2005-06	Ronnie Brewer	32	589	18.4
2004-05	Ronnie Brewer	30	486	16.2
2003-04	Jonathon Modica	28	462	16.5
2002-03	Jonathon Modica	28	323	11.5
2001-02	Jannero Pargo	29	482	16.6
2000-01	Joe Johnson	30	427	14.2
1999-00	Joe Johnson	23	368	16.0
1998-99	Pat Bradley	34	480	14.1
1997-98	Pat Bradley	33	489	14.8
1996-97	Pat Bradley	32	461	14.4

Year	Player	G	Pts.	Avg.
1995-96	Kareem Reid	33	426	12.9
1994-95	Corliss Williamson	39	770	19.7
1993-94	Corliss Williamson	34	695	20.4
1992-93	Scotty Thurman	31	540	17.4
1991-92	Todd Day	22	500	22.7
1990-91	Todd Day	38	786	20.7
1989-90	Todd Day	35	684	19.5
1988-89	Lenzie Howell	32	466	14.6
1987-88	Ron Huery	30	403	13.4
1986-87	Tim Scott	33	393	11.9
1985-86	William Mills	24	331	13.8
1984-85	Joe Kleine #	35	773	22.1
1983-84	Joe Kleine	32	581	18.2
1982-83	Darrell Walker #	30	546	18.2
1981-82	Scott Hastings	29	539	18.6
1980-81	Scott Hastings	32	523	16.3
1979-80	Scott Hastings	29	469	16.2
1978-79	Sidney Moncrief	30	660	22.0
1977-78	Ron Brewer	36	647	18.0
1976-77	Marvin Delph	28	552	19.7
1975-76	Marvin Delph	27	440	16.3
1974-75	Kent Allison	26	393	15.1
1973-74	Dean Tolson	21	472	22.5
1972-73	Martin Terry # (8th in NCAA)	26	735	28.3
1971-72	Martin Terry	26	633	24.3
1970-71	Almer Lee	23	441	19.2
1969-70	Almer Lee	24	408	17.0

Year	Player	G	Pts.	Avg.
1968-69	James Eldridge	24	328	13.7
1967-68	James Eldridge	24	398	16.6
1966-67	Tommy Rowland	24	443	18.5
1965-66	Ricky Sugg	24	328	13.6
1964-65	Ricky Sugg	24	340	14.2
1963-64	Jim Magness	24	356	14.8
1962-63	Tommy Boyer	24	439	18.3
1961-62	Jerry Carlton	24	438	18.2
1960-61	Pat Foster	23	355	15.4
1959-60	Clyde Rhoden	24	389	16.2
1958-59	Clyde Rhoden	24	350	14.6
1957-58	Fred Grim	27	380	14.1
1956-57	Terry Day	24	301	12.5
1955-56	Manuel Whitley	24	409	17.0
1954-55	Jerald Barnett	24	247	10.3
1953-54	Jerald Barnett	23	225	9.8
1952-53	Gene Lambert	21	270	12.9
1951-52	Walter Kearns	24	216	9.0
1950-51	Billy Hester	22	204	9.3
1949-50	Jim Cathcart	23	233	10.1
1948-49	Bob Ambler	26	259	10.0
1947-48	George Kok # (6th in NCAA)	24	469	19.5
1946-47	Al Williams	24	380	15.8

#-LED SEC (1991-92 season to pres)/SWC

ARKANSAS RAZORBACKS

RAZORBACK RECORDS

GAME

1.	51	Rotnei Clarke vs. Alcorn State	11/13/09
2.	47	Martin Terry vs. SMU	02/24/73
3.	46	Martin Terry vs. Texas A&M	01/22/72
4.	45	Dean Tolson vs. Texas A&M	03/02/74
5.	43	Todd Day at LSU	01/11/92
	43	Martin Terry vs. Memphis	12/23/72
7.	41	Mason Jones vs. Tulsa	12/14/19
	41	Joe Kleine vs. Iowa State	12/27/84
	41	Dean Tolson at Indiana State	01/05/74
	41	Ricky Sugg at Centenary	12/13/65
11.	40	Mason Jones vs. Auburn	02/04/20
	40	Martin Terry vs. Southern Illinois	12/11/71

SEASON

1.	786	Todd Day	1991
2.	773	Joe Kleine	1985
3.	770	Corliss Williamson	1995
4.	735	Martin Terry	1973
5.	695	Corliss Williamson	1994
6.	684	Todd Day	1990
7.	683	Mason Jones	2020
8.	660	JD Notae	2022
	660	Sidney Moncrief	1979
10.	647	Ron Brewer	1978

CAREER

1.	2,395	Todd Day	1989-92
2.	2,066	Sidney Moncrief	1976-79
3.	1,940	Lee Mayberry	1989-92
4.	1,779	Scott Hastings	1979-82
5.	1,765	Pat Bradley	1996-99
6.	1,753	Joe Kleine	1983-85
7.	1,742	Marvin Delph	1975-78
8.	1,728	Corliss Williamson	1993-95
9.	1,674	Oliver Miller	1989-92
10.	1,650	Scotty Thurman	1993-95

POINTS LEADERS

Year	Player	G	Pts.	Avg.
2022-23	Ricky Council IV	36	581	16.1
2021-22	JD Notae	36	660	18.3
2020-21	Moses Moody	32	539	16.8
2019-20	Mason Jones	31	683	22.0
2018-19	Daniel Gafford	32	542	16.9
2017-18	Jaylen Barford	35	628	17.9
2016-17	Dusty Hannahs	36	518	14.4
2015-16	Dusty Hannahs	32	529	16.5
2014-15	Bobby Portis	36	629	17.5
2013-14	Rashad Madden	33	419	12.7
2012-13	BJ Young	31	470	15.2
2011-12	BJ Young	32	488	15.3
2010-11	Rotnei Clarke	31	471	15.2
2009-10	Marshawn Powell	32	478	14.9
2008-09	Michael Washington	30	464	15.5
2007-08	Sonny Weems	34	509	15.0
2006-07	Patrick Beverley	35	485	13.9
2005-06	Ronnie Brewer	32	589	18.4
2004-05	Ronnie Brewer	30	486	16.2
2003-04	Jonathon Modica	28	462	16.5
2002-03	Jonathon Modica	28	323	11.5
2001-02	Jannero Pargo	29	482	16.6
2000-01	Joe Johnson	30	427	14.2
1999-00	Joe Johnson	23	368	16.0
1998-99	Pat Bradley	34	480	14.1
1997-98	Pat Bradley	33	489	14.8

SEC GAME

1.	43	Todd Day at LSU	01/11/92
2.	40	Mason Jones vs. Auburn	02/04/20
3.	38	Mason Jones vs. Mississippi State	02/25/20
4.	37	Mason Jones vs. Tennessee	02/26/20
	37	Jonathon Modica vs. South Carolina	02/04/06
	37	Mason Jones vs. LSU	03/04/20
7.	36	Rotnei Clarke at Vanderbilt	01/29/11
8.	35	Bobby Portis vs. Alabama	02/05/14
	35	Courtney Fortson vs. Mississippi State	01/28/10
	35	Jannero Pargo at Miss. St.	02/27/02
	35	Jannero Pargo vs. Florida	01/26/02
	35	Lee Mayberry vs. LSU	03/03/92
	35	Todd Day vs. Auburn	01/04/92


NOTE: Todd Day scored 39 vs Alabama in 1992 SEC Tournament

SEC SEASON

1.	424	Mason Jones	2020
2.	368	Todd Day	1992
3.	348	Corliss Williamson	1995
4.	335	JD Notae	2022
	335	Bobby Portis	2015
6.	333	Corliss Williamson	1994
7.	301	Ronnie Brewer	2006
8.	289	Anthlon Bell	2016
9.	288	Courtney Fortson	2010
10.	284	Jonathon Modica	2006

SEC CAREER


1.	866	Corliss Williamson	1993-95
2.	855	Jonathon Modica	2003-06
3.	834	Pat Bradley	1996-99
4.	819	Scotty Thurman	1993-95
5.	753	Ronnie Brewer	2004-06
6.	701	Marshawn Powell	2010-13
7.	681	Mason Jones	2019-20
8.	668	Kareem Reid	1996-99
9.	647	Rotnei Clarke	2009-11
10.	635	Darian Townes	2005-08



Todd Day owns the program record for most points in a season (786) and for a career (2,395).

Year	Player	G	Pts.	Avg.
1970-71	Vernon Murphy	26	458	17.6
1969-70	Almer Lee	24	408	17.0
1968-69	James Eldridge	24	328	13.7
1967-68	James Eldridge	24	398	16.6
1966-67	Tommy Rowland	24	443	18.5
1965-66	Ricky Sugg	24	328	13.6
1964-65	Ricky Sugg	24	340	14.2
1963-64	Jim Magness	24	356	14.8
1962-63	Tommy Boyer	24	439	18.3
1961-62	Jerry Carlton	24	438	18.2
1960-61	Pat Foster	23	355	15.4
1959-60	Clyde Rhoden	24	389	16.2
1958-59	Clyde Rhoden	24	350	14.6
1957-58	Fred Grim	27	380	14.1
1956-57	Terry Day	24	301	12.5
1955-56	Manuel Whitley	24	409	17.0
1954-55	Jerald Barnett	24	247	10.3
1953-54	Jerald Barnett	23	225	9.8
1952-53	Gene Lambert	21	270	12.9
1951-52	Walter Kearns	24	216	9.0
1950-51	Billy Hester	22	204	9.3
1949-50	Jim Cathcart	23	233	10.1
1948-49	Bob Ambler	26	259	10.0
1947-48	George Kok	23	469	20.4
1946-47	Al Williams	24	380	15.8





Dean Tolson averaged 11.7 rebounds over three seasons at Arkansas, highlighted by the top two single-season performances.

SEASON

1.	13.24	Dean Tolson (278 in 21 gms)	1974
2.	12.40	Dean Tolson (310 in 25 gms)	1973
3.	10.26	Derek Hood (349 in 34 gms) # LED SEC	1999
4.	9.88	Dean Tolson (257 in 26 gms)	1972
5.	9.80	Mike Washington (294 in 30 gms) # LED SEC	2009
6.	9.76	Nick Davis (322 in 33 gms) # LED SEC	1998
7.	9.71	Ronnie Garner (233 in 24 gms)	1960
	9.71	Manuel Whitley (233 in 24 gms)	1956
9.	9.63	Sidney Moncrief (289 in 30 gms)	1979
10.	9.34	Moses Kingsley (299 in 32 gms)	2016

CAREER (MINIMUM 50 GMS)

1.	11.74	Dean Tolson (845 in 72 gms)	1972-74
2.	8.35	Vernon Murphy (426 in 51 gms)	1970-72
3.	8.32	Sidney Moncrief (1,015 in 122 gms)	1976-79
4.	8.31	Joe Kleine (806 in 97 gms)	1982-85
5.	7.87	Bobby Portis (551 in 70 gms)	2014-15
6.	7.71	Manuel Whitley (347 in 45 gms)	1953; 56
7.	7.65	Derek Hood (1,002 in 131 gms)	1996-99
8.	7.43	Jay Carpenter (557 in 75 gms)	1957-59
9.	7.37	Daniel Gafford (494 in 67 gms)	2018-19
10.	7.18	James Eldridge (517 in 72 gms)	1968-70

SEC SEASON

1.	9.50	Derek Hood (152 in 16 gms)	1999
2.	9.33	Bobby Portis (168 in 18 gms)	2015
3.	9.25	Nick Davis (148 in 16 gms)	1998
4.	8.88	Michael Washington (142 in 16 gms)	2009
5.	8.56	Daniel Gafford (154 in 18 gms)	21019
6.	8.33	Moses Kingsley (150 in 18 gms)	2016
7.	8.31	Patrick Beverley (133 in 16 gms)	2008
8.	8.30	Sunday Adebayo (83 in 10 gms)	1996
9.	7.81	Corliss Williamson (125 in 16 gms)	1994
	7.81	Derek Hood (125 in 16 gms)	1997

SEC CAREER (MINIMUM 30 GMS)

1.	8.08	Bobby Portis (291 in 36 gms)	2014-15
2.	7.39	Daniel Gafford (266 in 36 gms)	2018-19
3.	7.31	Derek Hood (468 in 64 gms)	1996-99
4.	6.75	Corliss Williamson (297 in 44 gms)	1993-95
5.	6.31	Patrick Beverley (202 in 32 gms)	2007-08
6.	6.03	Joe Johnson (181 in 30 gms)	2000-01
7.	5.74	Marshawn Powell (287 in 50 gms)	2010-13
8.	5.69	Coty Cark (205 in 36 gms)	2013-14
9.	5.28	Ronnie Brewer (169 in 32 gms)	2004-05
10.	5.25	Mike Washington (315 in 60 gms)	2007-10

REBOUNDING AVERAGE LEADERS

Season	Player	Games	Reb.	Avg.
2022-23	Makhi Mitchell	36	192	5.3
2021-22	Jaylin Williams	37	364	9.8
2020-21	Justin Smith	28	203	7.3
2009-10	Mason Jones	31	169	5.5
2018-19	Daniel Gafford	32	277	8.7
2017-18	Daniel Gafford	35	217	6.2
2016-17	Moses Kingsley	36	277	7.7
2015-16	Moses Kingsley	32	299	9.3
2014-15	Bobby Portis	36	321	8.9
2013-14	Bobby Portis	34	230	6.8
2012-13	Marshawn Powell	32	174	5.4
2011-12	Devonta Abron	32	135	4.2
2010-11	Delvon Johnson	31	223	7.2
2009-10	Marshawn Powell	32	215	6.7
2008-09	Michael Washington #	30	294	9.8
2007-08	Patrick Beverley	35	231	6.6
2006-07	Charles Thomas	35	195	5.7
2005-06	Darian Townes	32	164	5.1
2004-05	Ronnie Brewer	30	145	4.8
2003-04	Ronnie Brewer	28	153	5.5
2002-03	Dionisio Gomez	28	186	6.6
2001-02	Dionisio Gomez	28	139	5.0
2000-01	Joe Johnson	30	193	6.4
1999-00	Joe Johnson	23	132	5.7
1998-99	Derek Hood #	34	349	10.3
1997-98	Nick Davis #	33	322	9.8
1996-97	Derek Hood #	32	257	8.0
1995-96	Derek Hood	33	200	6.1
1994-95	Corliss Williamson	39	293	7.5

Season	Player	Games	Reb.	Avg.
1993-94	Corliss Williamson	34	262	7.7
1992-93	Corliss Williamson	18	92	5.1
1991-92	Oliver Miller	34	261	7.7
1990-91	Oliver Miller	38	294	7.7
1989-90	Oliver Miller	35	219	6.3
1988-89	Lenzie Howell	32	224	7.0
1987-88	Andrew Lang	30	218	7.3
1986-87	Andrew Lang	32	240	7.5
1985-86	Andrew Lang	26	168	6.5
1984-85	Joe Kleine	35	294	8.4
1983-84	Joe Kleine	32	293	9.2
1982-83	Joe Kleine	30	219	7.3
1981-82	Scott Hastings	29	175	6.0
1980-81	Scott Hastings	32	173	5.4
1979-80	Scott Hastings	29	194	6.7
1978-79	Sidney Moncrief	30	289	9.6
1977-78	Sidney Moncrief	36	278	7.7
1976-77	Sidney Moncrief	28	235	8.4
1975-76	Sidney Moncrief	28	213	7.6
1974-75	Kent Allison	26	213	8.2
1973-74	Dean Tolson	21	278	13.2
1972-73	Dean Tolson	25	310	12.4
1971-72	Dean Tolson	26	257	9.9
1970-71	Vernon Murphy	26	230	8.8
1969-70	Robert McKenzie	24	182	7.6
1968-69	James Eldridge	24	170	7.1
1967-68	Gary Stephens	24	182	7.6
1966-67	Tommy Rowland	23	206	8.9
1965-66	John Talkington	23	196	8.5
	J. D. McConnell	23	196	8.5

Season	Player	Games	Reb.	Avg.
1964-65	J. D. McConnell	22	153	7.0
1963-64	Jim Magness	23	127	5.5
1962-63	Jim Wilson	24	181	7.5
1961-62	Jim Wilson	24	158	6.6
1960-61	Ronnie Garner	23	180	7.8
1959-60	Ronnie Garner	24	233	9.7
1958-59	Jay Carpenter	24	211	8.8
1957-58	Harry Thompson	27	218	8.1
1956-57	Terry Day	24	224	9.3
1955-56	Manuel Whitley	24	233	9.7
1954-55	Pete Butler	24	173	7.2
1953-54	Raymond Shaw	23	138	6.0
1952-53	Walter Kearns	21	143	6.8

Led the SEC

RAZORBACK RECORDS

GAME

1.	23	Nick Davis vs. Jackson State	11/21/97
2.	22	Dean Tolson vs. Texas	1973
	22	Dean Tolson vs. Rice	1973
	22	Dean Tolson vs. TCU	02/12/72
5.	21	Dean Tolson vs. Rice	1973
	21	Dean Tolson vs. S. Illinois	12/30/72
	21	Doug Campbell vs. Rockhurst	12/02/72
8.	20	Dean Tolson vs. Rice	02/09/74
	20	John Talkington vs. Texas	1966
10.	19	Dean Tolson vs. Baylor	02/23/74
	19	Dean Tolson vs. Texas	1974
	19	Dean Tolson vs. TCU	1974
	19	Dean Tolson vs. Rice	1973

SEASON

1.	364	Jaylin Williams	2022
2.	349	Derek Hood	1999
3.	322	Nick Davis	1998
4.	321	Bobby Portis	2015
5.	310	Dean Tolson	1973
6.	299	Moses Kingsley	2016
7.	294	Michael Washington	2009
	294	Oliver Miller	1991
	294	Joe Kleine	1985
10.	293	Corliss Williamson	1995
	293	Joe Kleine	1984

CAREER

1.	1,015	Sidney Moncrief	1976-79
2.	1,002	Derek Hood	1996-99
3.	886	Oliver Miller	1989-92
4.	845	Dean Tolson	1972-74
5.	806	Joe Kleine	1983-85
6.	768	Moses Kingsley	2014-17
7.	690	Andrew Lang	1985-88
8.	680	Scott Hastings	1979-82
9.	673	Todd Day	1989-92
10.	651	Mike Washington	2007-10

TOTAL REBOUND LEADERS

Season	Player	Games	Reb.	Avg.
2022-23	Makhi Mitchell	36	192	5.3
2021-22	Jaylin Williams	37	364	9.8
2020-21	Justin Smith	28	203	7.3
2019-20	Mason Jones	31	169	5.5
2017-18	Daniel Gafford	35	217	6.2
2016-17	Moses Kingsley	36	277	7.7
2015-16	Moses Kingsley	32	299	9.3
2014-15	Bobby Portis	36	321	8.9
2013-14	Bobby Portis	34	230	6.8
2012-13	Marshawn Powell	32	174	5.4
2011-12	Devonta Abron	32	135	4.2
2010-11	Delvon Johnson	31	223	7.2
2009-10	Marshawn Powell	32	215	6.7
2008-09	Michael Washington	30	294	9.8
2007-08	Patrick Beverley	35	231	6.6
2006-07	Charles Thomas	35	195	5.7
2005-06	Darian Townes	32	164	5.1
2004-05	Ronnie Brewer	30	145	4.8
2003-04	Ronnie Brewer	28	153	5.5
2002-03	Dionisio Gomez	28	186	6.6
2001-02	Dionisio Gomez	28	139	5.0
2000-01	Joe Johnson	30	193	6.4
1999-00	Chris Walker	34	154	4.5
1998-99	Derek Hood	34	349	10.3

SEC GAME

1.	17	Dionisio Gomez vs. Georgia	01/18/03
	17	Nick Davis vs. Alabama	01/24/98
	17	Nick Davis at Auburn	01/21/98
4.	16	Jaylin Williams vs. Tennessee	02/19/22
	16	Steven Hill at Alabama	01/27/07
	16	Nick Davis at Georgia	02/25/96
	16	Corliss Williamson vs. Kentucky	03/12/94
	16	Todd Day at Tennessee	02/05/92
9.	15	Bobby Portis vs. LSU	03/07/15
	15	Mike Washington vs. Mississippi State	01/10/09
	15	Patrick Beverley at LSU	01/26/08
	15	Charles Thomas at Georgia	03/05/06
	15	Derek Hood at LSU	01/02/99
	15	Nick Davis vs. Vanderbilt	02/07/98

NOTE: Mike Washington had 18 vs Florida in 2009 SEC Tournament
Derek Hood had 17 vs Mississippi State in 1999 SEC Tourney

SEC SEASON

1.	183	Jaylin Williams	2022
2.	168	Bobby Portis	2015
3.	152	Derek Hood	1999
4.	150	Moses Kingsley	2016
5.	148	Nick Davis	1998
6.	142	Michael Washington	2009
7.	138	Moses Kingsley	2017
8.	133	Patrick Beverley	2008
9.	125	Corliss Williamson	1994
10.	123	Bobby Portis	2014

SEC CAREER

1.	468	Derek Hood	1996-99
2.	366	Moses Kingsley	2014-17
3.	315	Mike Washington	2007-10
4.	310	Darian Townes	2005-08
5.	297	Corliss Williamson	1993-95
6.	291	Bobby Portis	2014-15
7.	287	Marshawn Powell	2010-13
8.	262	Charles Thomas	2005-08
9.	261	Ronnie Brewer	2004-06
10.	258	Jonathon Modica	2003-06



Jaylin Williams set an Arkansas overall (364) and SEC (183) season records for rebounds in 2021-22. He was second in the SEC and 19th in the NCAA with an average of 9.8 rebounds per game.

Season	Player	Games	Reb.	Avg.
1973-74	Dean Tolson	21	278	13.2
1972-73	Dean Tolson	25	310	12.4
1971-72	Dean Tolson	26	257	9.9
1970-71	Vernon Murphy	26	230	8.8
1969-70	Robert McKenzie	24	182	7.6
1968-69	James Eldridge	24	170	7.1
1967-68	Gary Stephens	24	182	7.6
1966-67	Tommy Rowland	23	206	8.9
1965-66	John Talkington	23	196	8.5
	J. D. McConnell	23	196	8.5
1964-65	J. D. McConnell	22	153	7.0
1963-64	Jim Magness	23	127	5.5
1962-63	Jim Wilson	24	181	7.5
1961-62	Jim Wilson	24	158	6.6
1960-61	Ronnie Garner	23	180	7.8
1959-60	Ronnie Garner	24	233	9.7
1958-59	Jay Carpenter	24	211	8.8
1957-58	Harry Thompson	24	218	9.1
1956-57	Terry Day	24	224	9.3
1955-56	Manuel Whitley	24	233	9.7
1954-55	Pete Butler	24	173	7.2
1953-54	Raymond Shaw	23	138	6.0
1952-53	Walter Kearns	21	143	6.8

ARKANSAS RAZORBACKS

RAZORBACK RECORDS



As a junior in 1990-91, **Oliver Miller** led the nation in field goal percentage, making seven or more field goals in 22 contests.

FIELD GOAL PERCENTAGE

GAME (MIN. 8 ATT.)

1.	1.000	Daniel Gafford vs. Montana State (8-8)	11/21/18
	1.000	Daniel Gafford vs. Minnesota (8-8)	12/09/17
	1.000	Bobby Portis vs. UTSA (8-8)	01/04/13
	1.000	Daryll Saulsberry vs. MacMurray (10-10)	01/04/75
	1.000	Lee Wilson vs. Montevallo (9-9)	02/25/95
	1.000	Steve Schall vs. Weber St. (9-9)	03/11/79
	1.000	Darrell Hawkins vs. Missouri State (8-8)	12/17/92
	1.000	Coty Clarke at Florida (8-8)	02/23/13
	1.000	Joe Kleine vs. St. Peter's (8-8)	12/28/83
8.	.923	Landis Williams vs. Montevallo (12-13)	02/25/95
9.	.909	Sunday Adebayo vs. Alcorn State (10-11)	12/21/95
	.909	Oliver Miller vs. Murray St. (10-11)	03/19/92
	.909	Joe Kleine at Rice (10-11)	01/27/84

SEASON (MIN. 100 ATT.)

1.	.704	Oliver Miller (254-361) *-Led NCAA	1991
2.	.699	Leroy Sutton (79-113)	1983
3.	.665	Sidney Moncrief (149-224)	1976
4.	.6624	Makhii Mitchell (104-157)	2023
5.	.6623	Leroy Sutton (100-151)	1984
6.	.660	Daniel Gafford (214-324) #-LED SEC	2019
7.	.655	Jalen Graham (74-113)	2023
8.	.649	Sidney Moncrief (157-242)	1977
9.	.641	Steven Hill (93-145)	2007
10.	.639	Oliver Miller (152-238)	1990

CAREER (MIN. 500 ATT.)

1.	.636	Oliver Miller (680-1,069)	1989-92
2.	.635	Daniel Gafford (378-595)	2018-19
3.	.606	Sidney Moncrief (739-1,220)	1976-79
4.	.593	Mario Credit (439-740)	1987-90
5.	.585	Joe Kleine (668-1,142)	1983-85
6.	.5832	Charles Ballentine (333-571)	1982-85
7.	.5830	Corliss Williamson (657-1,127)	1993-95
8.	.557	Steve Schall (351-608)	1976-79
9.	.566	Ron Brewer (587-1,038)	1976-78
10.	.544	Scott Hastings (665-1,223)	1979-82

SEC GAME (MIN. 9 ATT.)

1.	.889	Marshawn Powell vs. Vanderbilt (8-9)	01/12/13
	.889	Corliss Williamson at LSU (8-9)	02/02/93
3.	.846	Corliss Williamson vs. LSU (11-13)	01/11/94
4.	.833	Corliss Williamson vs. S. Carolina (10-12)	01/22/94
5.	.818	Patrick Beverley vs. Auburn (9-11)	03/08/08
	.818	Derek Hood vs. Auburn (9-11)	02/24/99
	.818	Corliss Williamson vs. Ole Miss (9-11)	01/05/94
	.818	Oliver Miller vs. Mississippi St. (9-11)	01/15/92
9.	.800	Steven Hill vs. LSU (8-10)	01/20/07
10.	.786	Corliss Williamson vs. Vanderbilt (11-14)	02/01/94

SEC SEASON (MIN. 90 ATT.)

1.	.652	Corliss Williamson (129-198)	1994
2.	.647	Daniel Gafford (121-187)	2019
3.	.625	Darian Townes (70-112)	2008
4.	.594	Oliver Miller (82-138)	1992
5.	.592	Dwight Stewart (58-98)	1993
6.	.589	Justin Smith (66-112)	2021
7.	.588	Corliss Williamson (70-119)	1993
8.	.560	Bobby Portis (136-243)	2015
	.560	Sunday Adebayo (51-91)	1996
10.	.555	Derek Hood (86-155)	1999

SEC CAREER (MIN. 200 ATT.)

1.	.621	Daniel Gafford (213-343)	2018-19
2.	.589	Corliss Williamson (318-540)	1993-95
3.	.540	Corey Beck (116-215)	1993-95
4.	.530	Bobby Portis (219-413)	2014-15
5.	.528	Darian Townes (262-496)	2005-08
6.	.513	Darrell Hawkins (123-240)	1992-93
7.	.512	Lee Wilson (109-213)	1994-97
8.	.498	Todd Day (128-257)	1992
9.	.496	Derek Hood (251-506)	1996-99
10.	.481	Mike Washington (177-368)	2007-10

FIELD GOAL PCT LEADERS (MIN 100 ATT)

Season	Player	FGM	FGA	Pct.
2022-23	Makhi Mitchell	104	157	.662
2021-22	Au'Diese Toney	125	240	.521
2020-21	Justin Smith	159	292	.545
2019-20	Jimmy Whitt Jr.	181	372	.487
2018-19	Daniel Gafford #	214	324	.660
2017-18	Daniel Gafford	164	271	.605
2016-17	Manuale Watkins	93	165	.564
2015-16	Moses Kingsley	183	334	.548
2014-15	Bobby Portis	250	466	.536
2013-14	Bobby Portis	161	316	.509
2012-13	Coty Clarke	76	148	.514
2011-12	BJ Young	177	351	.504
2010-11	Delvon Johnson	111	204	.544
2009-10	Marshawn Powell	190	380	.500
2008-09	Michael Washington	178	323	.551
2007-08	Darian Townes	168	279	.602
2006-07	Steven Hill	93	145	.641
2005-06	Charles Thomas	103	198	.520
2004-05	Jonathon Modica	103	198	.520
2003-04	Ronnie Brewer	125	260	.481
2002-03	Dionisio Gomez	91	195	.467
2001-02	Dionisio Gomez	61	116	.526
2000-01	Alonzo Lane	88	171	.515
1999-00	Alonzo Lane	108	193	.560
1998-99	Derek Hood #	173	306	.565
1997-98	Landis Williams	84	139	.604
1996-97	Lee Wilson	84	157	.535
1995-96	Lee Wilson	86	162	.531

Season	Player	FGM	FGA	Pct.
1994-95	Corliss Williamson	283	515	.550
1993-94	Corliss Williamson	273	436	.626
1992-93	Corliss Williamson	101	176	.574
1991-92	Oliver Miller	186	309	.602
1990-91	Oliver Miller * #	254	361	.704
1989-90	Oliver Miller	152	238	.639
1988-89	Mario Credit	149	246	.606
1987-88	Mario Credit	107	183	.585
1986-87	Mario Credit	77	126	.611
1985-86	Eric Poerschke	56	113	.496
1984-85	Joe Kleine	294	484	.607
1983-84	Leroy Sutton	100	151	.662
1982-83	Leroy Sutton	79	113	.699
1981-82	Tony Brown	109	185	.589
1980-81	Scott Hastings	192	341	.563
1979-80	U.S. Reed	166	298	.557
1978-79	Steve Schall	138	223	.619
1977-78	Sidney Moncrief	209	354	.590
1976-77	Sidney Moncrief	157	242	.649
1975-76	Sidney Moncrief *	149	224	.665
1974-75	Kent Allison	172	282	.610
1973-74	Dean Tolson	204	373	.547
1972-73	Martin Terry	264	508	.520
1971-72	Doug Campbell	73	142	.514
1970-71	Donnie Watts	149	290	.514
1969-70	Ricky Tanneberger	75	161	.460
1968-69	Ricky Tanneberger	94	200	.470
1967-68	James Eldridge	155	305	.508

Season	Player	FGM	FGA	Pct.
1966-67	Tommy Rowland	148	300	.483
1965-66	J.D. McConnell	120	259	.463
1964-65	John Talkington	107	220	.486
1963-64	Warren Vogel	111	242	.459
	Ricky Sugg	85	185	.459
1962-63	Jim Magness	87	183	.475
1961-62	Jim Wilson	74	163	.454
1960-61	Ronnie Garner	102	212	.482
1959-60	Jerry Carlton	100	231	.433
1958-59	Clyde Rhoden	131	314	.417
1957-58	Harry Thompson	94	241	.390
1956-57	Fred Grim	107	297	.360
1955-56	Manuel Whitley	135	322	.419
1954-55	Jerald Barnett	88	199	.442
1953-54	Norman Smith	61	155	.393
1952-53	Raymond Shaw	60	151	.398
1951-52	Gene Lambert	74	166	.445
1950-51	Billy Hester	71	149	.476

Led the SEC/SWC

* Led the NCAA

ARKANSAS RAZORBACKS

RAZORBACK RECORDS

GAME

1.	20	Dean Tolson vs. Texas A&M	03/02/74
2.	17	Dean Tolson vs. Rice	02/09/74
	17	Martin Terry vs. Southern Illinois	02/11/71
4.	16	Todd Day at LSU	01/11/92
	16	Dean Tolson vs. Indiana State	01/05/74
	16	Martin Terry vs. SMU	02/24/73
	16	Vernon Murphy vs. Missouri-St. Louis	12/21/70
8.	15	Rotnei Clarke vs. Alcorn State	11/13/09
	15	Joe Kleine vs. Iowa State	12/27/84
	15	Joe Kleine vs. UTSA	12/18/84
	15	Darrell Walker vs. Alabama State	12/15/82

SEASON

1.	294	Joe Kleine	1985
2.	283	Corliss Williamson	1995
3.	277	Todd Day	1991
4.	273	Corliss Williamson	1994
5.	264	Martin Terry	1973
6.	258	Ron Brewer	1978
7.	254	Oliver Miller	1991
8.	253	Marvin Delph	1978
9.	250	Bobby Portis	2015
10.	245	Marvin Delph	1977

CAREER

1.	835	Todd Day	1989-92
2.	762	Marvin Delph	1975-78
3.	739	Sidney Moncrief	1976-79
4.	723	Lee Mayberry	1989-92
5.	680	Oliver Miller	1989-92
6.	674	George Kok	1945-48
7.	668	Joe Kleine	1983-85
8.	665	Scott Hastings	1979-82
9.	657	Corliss Williamson	1993-95
10.	611	Scotty Thurman	1993-95

FIELD GOALS MADE LEADERS

Season	Player	FGM	FGA	Pct.
2022-23	Ricky Council IV	187	432	.433
2021-22	JD Notae	233	589	.396
2020-21	Moses Moody	165	286	.427
2019-20	Mason Jones	191	422	.453
2018-19	Daniel Gafford	214	324	.660
2017-18	Jaylen Barford #	224	477	.470
2016-17	Jaylen Barford	174	397	.438
2015-16	Moses Kingsley	183	334	.548
2014-15	Bobby Portis (6th in NCAA for 201-15)	250	466	.536
2013-14	Bobby Portis	161	316	.509
2012-13	BJ Young	180	401	.449
2011-12	BJ Young	177	351	.504
2010-11	Rotnei Clarke	144	328	.439
2009-10	Marshawn Powell	190	380	.500
2008-09	Michael Washington	178	323	.551
2007-08	Sonny Weems	197	425	.464
2006-07	Sonny Weems	161	332	.485
2005-06	Ronnie Brewer	197	447	.441
2004-05	Ronnie Brewer	171	360	.475
2003-04	Jonathon Modica	157	340	.463
2002-03	Jonathon Modica	117	252	.464
2001-02	Jannero Pargo	165	359	.460
2000-01	Joe Johnson	162	346	.468
1999-00	Joe Johnson	140	302	.464
1998-99	Derek Hood	173	306	.565

SEC GAME

1.	16	Todd Day at LSU	01/11/92
2.	14	Jimmy Whitt Jr. vs. Vanderbilt	01/15/20
	14	Daniel Gafford vs. LSU	01/12/19
	14	Bobby Portis vs. Alabama	02/05/14
5.	13	Bobby Portis vs. Vanderbilt	01/10/15
6.	12	Mason Jones vs. Auburn	02.04.20
	12	Daniel Gafford at Missouri	02/12/19
	12	Rotnei Clarke at Vanderbilt	01/29/11
	12	Marshawn Powell vs. Vanderbilt	02/27/10
	12	Jonathon Modica vs. Miss. St.	02/14/04
	12	Pat Bradley vs. South Carolina	02/18/98
	12	Corliss Williamson at Mississippi State	01/01/94
	12	Scotty Thurman at Auburn	01/15/94
	12	Scotty Thurman vs. Ole Miss	01/06/93
	12	Lee Mayberry vs. LSU	03/03/92

NOTE: Todd Day made 14 FG vs Alabama in 1992 SEC Tournament
Corliss Williamson made 12 FG vs Georgia in 1994 SEC Tourney

SEC SEASON

1.	136	Bobby Portis	2015
2.	129	Corliss Williamson	1994
3.	128	Todd Day	1992
4.	121	Daniel Gafford	2019
5.	119	Corliss Williamson	1995
6.	118	Mason Jones	2020
7.	117	Jaylen Barford	2018
8.	115	JD Notae	2022
9.	103	Scotty Thurman	1994
10.	102	Scotty Thurman	1993
	102	Sonny Weems	2008

SEC CAREER

1.	318	Corliss Williamson	1993-95
2.	300	Scotty Thurman	1993-95
3.	295	Jonathon Modica	2003-06
4.	271	Marshawn Powell	2010-13
5.	269	Pat Bradley	1996-99
6.	262	Darian Townes	2005-08
7.	251	Derek Hood	1996-99
8.	250	Ronnie Brewer	2004-06
9.	227	Kareem Reid	1996-99
10.	219	Bobby Portis	2014-15

FIELD GOALS MADE




Corliss Williamson led the Razorbacks in made field goals each of his three seasons on campus and is the all-time leader in SEC play.

Season	Player	FGM	FGA	Pct.
1972-73	Martin Terry	264	508	.520
1971-72	Martin Terry	213	454	.469
1970-71	Almer Lee	167	333	.502
1969-70	Almer Lee	180	418	.431
1968-69	James Eldridge	141	308	.458
1967-68	James Eldridge	155	305	.508
1966-67	Tommy Rowland	148	300	.483
1965-66	Ricky Sugg	122	273	.447
1964-65	Ricky Sugg	129	268	.481
1963-64	Jim Magness	125	310	.403
1962-63	Tommy Boyer	146	326	.448
1961-62	Jerry Carlton	149	355	.419
1960-61	Jerry Carlton	122	281	.434
1959-60	Ronnie Garner	135	345	.391
1958-59	Clyde Rhoden	131	314	.417
1957-58	Fred Grim	147	396	.371
1956-57	Terry Day	113	422	.268
1955-56	Manuel Whitley	135	322	.419
1954-55	Jerald Barnett	88	199	.442
1953-54	Jerald Barnett	81	225	.360
1952-53	Gene Lambert	87	263	.331
1951-52	Walter Kearns	82	268	.306
1950-51	D.L. Miller	72	174	.414

Led the SEC





Marvin Delph ranks third all-time in field goal attempts, leading the Razorbacks in scoring as a sophomore and junior.

GAME

1.	36	Dean Tolson vs. Texas A&M	03/02/74
2.	30	Dean Tolson vs. TCU	02/12/72
3.	29	Martin Terry vs. SMU	01/30/73
	29	Terry Day at Oklahoma	12/01/57
5.	28	Pat Bradley vs. North Texas	12/30/98
	28	Ronnie Garner at SMU	03/02/60
7.	27	Courtney Fortson at Vanderbilt	03/08/09
	27	Martin Terry at TCU	02/20/73
9.	26	Courtney Fortson at Mississippi State	01/14/10
	26	Todd Day at LSU	01/11/92
	26	Darrell Walker vs. Alabama State	12/15/82

SEASON

1.	589	JD Notae #-LED SEC	2022
2.	586	Todd Day	1991
3.	515	Corliss Williamson	1995
4.	508	Martin Terry	1973
5.	486	Ron Brewer	1978
6.	484	Joe Kleine	1985
7.	483	Todd Day	1990
8.	477	Jaylen Barford #-LED SEC	2018
9.	466	Bobby Portis	2015
10.	460	Marvin Delph	1977

CAREER

1.	1,744	Todd Day	1989-92
2.	1,460	Lee Mayberry	1989-92
3.	1,440	Marvin Delph	1975-78
4.	1,412	Pat Bradley	1996-99
5.	1,318	Scotty Thurman	1993-95
6.	1,223	Scott Hastings	1979-82
7.	1,220	Sidney Moncrief	1976-79
8.	1,216	Kareem Reid	1996-99
9.	1,166	Jonathon Modica	2003-06
10.	1,156	Ron Huery	1987-88, 90-91

SEC GAME

1.	27	Courtney Fortson at Vanderbilt	03/08/09
2.	26	Courtney Fortson at Miss. St.	01/14/10
	26	Todd Day at LSU	01/11/92
4.	25	Moses Moody at Alabama	01/16/21
	25	Scotty Thurman vs. Ole Miss	01/06/93
6.	23	Scotty Thurman at Alabama	02/15/95
	23	Todd Day vs. Vanderbilt	02/12/92
8.	22	Pat Bradley at Kentucky	01/17/98
9.	21	Marshawn Powell vs. Vanderbilt	02/27/10
	21	Mike Washington at LSU	01/31/09
	21	Corliss Williamson at Mississippi State	01/19/94
	21	Scotty Thurman vs. Tennessee	02/16/93
	21	Todd Day at Georgia	02/18/92

NOTE: Corliss Williamson att. 21 FG vs Kentucky in 1994 SEC Tourney

SEC SEASON

1.	287	JD Notae	2022
2.	270	Mason Jones	2020
3.	261	Jaylen Barford #-LED SEC	2018
4.	257	Todd Day	1992
5.	243	Bobby Portis	2015
6.	240	Courtney Fortson	2010
7.	229	Sonny Weems	2008
8.	226	Pat Bradley	1998
9.	225	Ronnie Brewer	2006
10.	224	Anthlon Bell	2016

SEC CAREER

1.	695	Pat Bradley	1996-99
2.	666	Jonathon Modica	2003-06
3.	645	Scotty Thurman	1993-95
4.	573	Ronnie Brewer	2003-06
5.	567	Marshawn Powell	2010-13
6.	545	Kareem Reid	1996-99
7.	540	Corliss Williamson	1993-95
8.	524	Eric Ferguson	2003-06
9.	509	Anthlon Bell	2013-16
10.	506	Derek Hood	1996-99

FIELD GOALS ATTEMPTED LEADERS

Season	Player	FGM	FGA	Pct.
202-23	Ricky Council IV	187	432	.433
2021-22	JD Notae # (2nd in NCAA)	233	289	.396
2020-21	Moses Moody	165	286	.427
2019-20	Mason Jones	191	422	.453
2018-19	Daniel Gafford	214	324	.660
2017-18	Jaylen Barford #	224	477	.470
2016-17	Jaylen Barford	174	397	.438
2015-16	Anthlon Bell	172	402	.428
2014-15	Bobby Portis	250	466	.536
2013-14	Bobby Portis	161	316	.509
2012-13	BJ Young	180	401	.449
2011-12	BJ Young	177	351	.504
2010-11	Rotnei Clarke	144	328	.438
2009-10	Marshawn Powell	190	380	.500
2008-09	Courtney Fortson	154	363	.424
2007-08	Sonny Weems	197	425	.464
2006-07	Patrick Beverley	150	351	.427
2005-06	Ronnie Brewer	197	447	.441
2004-05	Ronnie Brewer	171	360	.475
2003-04	Jonathon Modica	157	340	.463
2002-03	Eric Ferguson	104	296	.351
2001-02	Jannero Pargo	165	359	.460
2000-01	Joe Johnson	162	346	.468
1999-00	Chris Walker	129	315	.410
1998-99	Pat Bradley	158	396	.399
1997-98	Pat Bradley	161	421	.382

Season	Player	FGM	FGA	Pct.
1996-97	Pat Bradley	150	339	.442
1995-96	Kareem Reid	141	357	.395
1994-95	Corliss Williamson	283	515	.550
1993-94	Corliss Williamson	273	436	.626
1992-93	Scotty Thurman	204	439	.465
1991-92	Lee Mayberry	181	368	.492
1990-91	Todd Day	277	586	.473
1989-90	Todd Day	237	483	.491
1988-89	Keith Wilson	162	347	.467
1987-88	Ron Huery	147	324	.454
1986-87	Tim Scott	125	327	.382
1985-86	Mike Ratliffe	137	298	.460
1984-85	Joe Kleine	294	484	.607
1983-84	Alvin Robertson	187	375	.494
1982-83	Darrell Walker	197	374	.527
1981-82	Scott Hastings	204	369	.553
1980-81	Scott Hastings	192	341	.563
1979-80	Scott Hastings	172	322	.534
1978-79	Scott Hastings	229	400	.560
1977-78	Ron Brewer	258	486	.531
1976-77	Marvin Delph	245	460	.533
1975-76	Marvin Delph	196	393	.499
1974-75	Kent Allison	172	282	.610
1973-74	Dean Tolson	204	373	.547
1972-73	Martin Terry	264	508	.520
1971-72	Martin Terry	213	454	.469

Season	Player	FGM	FGA	Pct.
1970-71	Vernon Murphy	165	340	.485
1969-70	Almer Lee	180	418	.431
1968-69	James Eldridge	141	308	.458
1967-68	James Eldridge	155	305	.508
1966-67	Tommy Rowland	148	300	.483
1965-66	Ricky Sugg	122	273	.447
1964-65	Ricky Sugg	129	268	.481
1963-64	Jim Magness	125	310	.403
1962-63	Tommy Boyer	146	326	.448
1961-62	Jerry Carlton	149	355	.419
1960-61	Jerry Carlton	122	281	.434
1959-60	Ronnie Garner	135	345	.391
1958-59	Clyde Rhoden	131	314	.417
1957-58	Fred Grim	147	396	.371
1956-57	Terry Day	113	422	.268
1955-56	Manuel Whitley	135	322	.419
1954-55	Pete Butler	76	223	.341
1953-54	Orval Elkins	63	227	.277
1952-53	Walter Kearns	86	276	.312
1951-52	Walter Kearns	82	268	.306
1950-51	D.L. Miller	72	174	.414

Led the SEC

GAME (MIN. 11 ATT.)

1.	1.000	Chris Lykes vs. Elon (12-12)	12/21/21
	1.000	Isaiah Joe vs. Tennessee (12-12)	02/26/20
	1.000	Daryl Macon vs. Texas (14-14)	12/17/16
	1.000	Alandise Harris vs. SMU (11-11)	11/18/13
	1.000	Kareem Reid vs. Memphis (14-14)	02/19/98
	1.000	Ron Huery vs. California (12-12)	12/30/86
	1.000	Scott Hastings vs. Rice (14-14)	02/20/82
	1.000	Sidney Moncrie vs. Houston (11-11)	1979
	1.000	Ron Brewer vs. TCU (11-11)	1978
	1.000	Tommy Boyer vs. Texas Tech (18-18)	02/19/63
11.	.938	Mason Jones vs. South Carolina (15-16)	01/29/20

SEASON (MIN. 60 ATT.)

1.	.939	Rickey Medlock (62-66)	1975
2.	.933	Tommy Boyer (125-134) * LED NCAA	1962
3.	.916	Rickey Medlock (87-95) * LED NCAA	1974
4.	.915	Robert Birden (65-71)	1975
5.	.914	Darrell Hawkins (74-81)	1992
6.	.913	Pat Bradley (63-69)	1997
7.	.913	Tommy Boyer (147-161) * LED NCAA	1963
8.	.908	Dusty Hannahs (108-119) # LED SEC	2017
9.	.902	Pat Bradley (74-82)	1998
10.	.890	Isaiah Joe (81-91)	2020

+ Boyer's career FT% was NCAA record, has since been broken

CAREER (MIN. 200 ATT.)

1.	.892	Tommy Boyer (315-353) +	1961-63
2.	.889	Dusty Hannahs (208-234)	2016-17
3.	.871	Daryl Macon (290-333)	2017-18
4.	.863	Rotnei Clarke (202-234)	2009-11
5.	.858	Pat Bradley (247-288)	1996-99
6.	.843	Jerry Carlton (300-356)	1960-62
7.	.829	Ricky Sugg (180-217)	1964-66
8.	.8233	Darrell Hawkins (219-266)	1988-93
9.	.8231	Martin Terry (414-503)	1972-73
10.	.819	Mason Jones (348-425)	2019-20

SEC GAME (MIN. 8 ATT.)


1.	1.000	Isaiah Joe vs. Tennessee (12-12)	02/26/20
	1.000	Julysses Nobles (10-10) vs. Auburn	01/25/11
	1.000	Charles Thomas (10-10) vs. Louisiana Tech	12/30/06
	1.000	Kendrick Davis (9-9) vs. Ole Miss	01/17/04
	1.000	Ali Thompson (9-9) vs. Mississippi State	02/23/97
	1.000	Robert Shepherd (10-10) vs. Kentucky	02/10/93
	1.000	Arkansas players were 8-for-8	15 other times

SEC SEASON (MIN. 30 ATT.)

1.	.956	Isaiah Joe (43-45)	2020
2.	.941	Pat Bradley (32-34)	1997
	.941	Darrell Hawkins (32-34)	1992
4.	.918	Anthon Bell (45-49)	2016
5.	.894	Dusty Hannahs (42-47)	2017
6.	.881	Jannero Pargo (37-42)	2002
7.	.868	Rotnei Clarke (59-68)	2011
8.	.867	Pat Bradley (39-45)	1998
9.	.864	Robert Shepherd (38-44)	1993
10.	.857	Daryl Macon (72-84)	2017

SEC CAREER (MIN. 60 ATT.)

1.	.885	Darrell Hawkins (77-87)	1992-93
2.	.878	Isaiah Joe (65-74)	2019-20
3.	.863	Jannero Pargo (63-73)	2001-02
4.	.861	Rotnei Clarke (93-108)	2009-11
5.	.841	Anthon Bell (69-82)	2013-16
6.	.840	Pat Bradley (137-163)	1996-99
7.	.837	Dusty Hannahs (87-104)	2016-17
8.	.825	Rashad Madden (184-223)	2012-15
9.	.797	Robert Shepherd (51-64)	1992-93
10.	.794	Mason Jones (208-262)	2019-20



As a junior, **Rickey Medlock** led the nation in free throw percentage (.916) and his season percentage of .938 is tops on the school's list.

FREE THROW PERCENTAGE LEADERS (MIN 60 ATTS)

Season	Player	FTM	FTA	Pct.
2022-23	Ricky Council IV	173	218	.794
2021-22	Chris Lykes	112	128	.875
2020-21	Moses Moody	151	186	.812
2019-20	Isaiah Joe	81	91	.890
2019-19	Mason Jones	115	143	.804
2017-18	Daryl Macon #	154	176	.875
2016-17	Dusty Hannahs #	108	119	.908
2015-16	Dusty Hannahs #	100	115	.870
2014-15	Rashad Madden	100	116	.862
2013-14	Rashad Madden	119	145	.821
2012-13	Coty Clarke	75	101	.743
2011-12	Mardracus Wade	66	81	.815
2010-11	Rotnei Clarke	92	107	.860
2009-10	Rotnei Clarke	67	81	.827
2008-09	Michael Sanchez	65	90	.722
2007-08	Sonny Weems	61	76	.803
2006-07	Patrick Beverley	112	138	.812
2005-06	Ronnie Brewer	144	192	.750
2004-05	Charles Thomas	53	69	.768
2003-04	Jonathon Modica	111	142	.782
2002-03	Kendrick Davis	53	67	.791
2001-02	Jannero Pargo	57	73	.781
2000-01	T.J. Cleveland	63	84	.750
1999-00	Joe Johnson	60	79	.759
1998-99	Pat Bradley	71	86	.826
1997-98	Pat Bradley	74	82	.902
1996-97	Pat Bradley	63	69	.913
1995-96	Jesse Pate	48	67	.716
1994-95	Scotty Thurman	57	73	.781

Season	Player	FTM	FTA	Pct.
1993-94	Clint McDaniel	52	69	.754
1992-93	Darrell Hawkins	96	116	.828
1991-92	Darrell Hawkins	74	81	.914
1990-91	Ron Huery	126	150	.840
1989-90	Arlyn Bowers	54	68	.794
1988-89	Lenzie Howell	134	176	.761
1987-88	Tim Scott	73	88	.830
1986-87	Tim Scott	90	111	.811
1985-86	Mike Ratliff	94	126	.746
1984-85	Joe Kleine	185	257	.720
1983-84	Joe Kleine	163	211	.773
1982-83	Alvin Robertson	76	115	.661
1981-82	Tony Brown	52	68	.765
1980-81	U.S. Reed	106	140	.757
1979-80	U.S. Reed	74	93	.796
1978-79	Sidney Moncrie	212	248	.855
1977-78	Marvin Delph	82	94	.872
1976-77	Marvin Delph	62	84	.738
1975-76	Robert Birden	71	87	.816
1974-75	Rickey Medlock	62	66	.939
1973-74	Rickey Medlock * #	87	95	.916
1972-73	Martin Terry	207	242	.855
1971-72	Vernon Murphy	98	119	.824
1970-71	Donnie Watts	62	76	.816
1969-70	James Eldridge	58	81	.716
1968-69	Robert McKenzie	68	84	.810
1967-68	Robert McKenzie	109	132	.826
1966-67	Wally Freeman	52	71	.732
1965-66	Ricky Sugg	64	81	.790

Season	Player	FTM	FTA	Pct.
1964-65	Ricky Sugg	77	89	.865
1963-64	Jim Magness	93	118	.788
1962-63	Tommy Boyer * #	147	161	.913
1961-62	Tommy Boyer * #	125	134	.933
1960-61	Jerry Carlton	101	117	.863
1959-60	Ronnie Garner	89	112	.794
1958-59	Jay Carpenter	70	96	.729
1957-58	Fred Grim	86	102	.843
1956-57	Larry Grisham	89	113	.788
1955-56	Jerald Barnett	69	93	.742
1954-55	Jerald Barnett	71	95	.747
1953-54	Raymond Shaw	49	69	.710
1952-53	Orval Elkins	51	75	.680
1951-52	Gene Lambert	57	86	.663
1950-51	D.L. Miller	57	76	.750
1949-50	Jim Cathcart	63	108	.583

Led the SEC/SWC
* Led the NCAA

ARKANSAS RAZORBACKS

RAZORBACK RECORDS



Third all-time in free throws made in SEC play, **Rashad Madden** is the only Arkansas native in program history to compile 1,000 points, 300 rebounds and 300 assists as a Razorback.

FREE THROWS MADE

GAME

1.	22	Martin Terry vs. Texas A&M	01/22/72
2.	19	Vernon Murphy at Missouri-St. Louis	12/06/71
3.	18	Mason Jones vs. Mississippi State	02/15/20
	18	Tommy Boyer vs. Texas Tech	02/19/63
5.	17	Corliss Williamson vs. Ole Miss	02/18/95
	17	Martin Terry at Tulane	11/09/72
7.	16	Moses Moody vs. Alabama	02/24/21
	16	Tommy Boyer vs. SMU	1962
9.	15	Mason Jones vs. South Carolina	01/29/20
10.	14	Daryl Macon vs. Texas	12/17/16
	14	Courtney Fortson vs. Mississippi State	01/28/10
	14	Kareem Reid vs. Memphis	12/19/98
	14	Todd Day vs. Texas	01/25/90
	14	Joe Kleine vs. North Texas	12/17/83

SEASON

1.	233	Mason Jones * LED NCAA	2020
2.	212	Sidney Moncrief #-LED SWC	1979
3.	207	Martin Terry	1973
	207	Martin Terry	1972
5.	203	Corliss Williamson	1995
	203	Sidney Moncrief	1978
7.	185	Joe Kleine	1985
8.	173	Ricky Council IV #-LED SEC	2023
9.	165	Todd Day	1991
10.	163	Joe Kleine	1984

CAREER

1.	588	Sidney Moncrief	1976-79
2.	499	Todd Day	1989-92
3.	449	Scott Hastings	1979-82
4.	417	Joe Kleine	1983-85
5.	414	Martin Terry	1972-73
6.	413	Corliss Williamson	1993-95
7.	388	Ron Huery	1987-88, 90-91
8.	361	Kareem Reid	1996-99
9.	352	Charles Thomas	2005-08
10.	348	Mason Jones	2019-20

SEC GAME

1.	18	Mason Jones vs. Mississippi State	02/15/20
2.	17	Corliss Williamson vs. Ole Miss	02/18/95
3.	16	Moses Moody vs. Alabama	02/24/21
4.	15	Mason Jones vs. South Carolina	01/29/20
5.	14	Courtney Fortson vs. Mississippi State	01/28/10
6.	13	Corliss Williamson vs. Mississippi State	03/05/94
	13	Corliss Williamson at LSU	02/22/95
8.	12	Isaiah Joe vs. Tennessee	02/26/20
	12	Mason Jones vs. Florida	01/09/19
	12	Daryl Macon vs. South Carolina	03/08/18
	12	Daryl Macon at Tennessee	01/03/17
	12	Rashad Madden vs. Ole Miss	01/17/15
	12	Rashad Madden vs. LSU	02/15/14
	12	Courtney Fortson at Georgia	02/03/10
	12	Vincent Hunter vs. Ole Miss	01/17/04
	12	Corey Beck at Alabama	01/08/94
	12	Todd Day vs. LSU	03/03/92
	12	Lee Mayberry at Kentucky	01/25/92

SEC SEASON

1.	146	Mason Jones #-LED SEC	2020
2.	109	Corliss Williamson	1995
3.	94	Courtney Fortson	2010
4.	91	Moses Moody	2021
5.	87	Ricky Council IV	2023
6.	83	Daryl Macon	2018
	83	Rashad Madden	2014
8.	82	Michael Qualls	2015
9.	80	Moses Kingsley	2016
10.	79	Ronnie Brewer	2006

SEC CAREER

1.	229	Corliss Williamson	1993-95
2.	208	Mason Jones	2019-20
3.	196	Ronnie Brewer	2004-06
4.	184	Rashad Madden	2012-15
5.	180	Moses Kingsley	2014-17
6.	171	Jonathon Modica	2003-06
7.	157	Kareem Reid	1996-99
8.	137	Michael Qualls	2013-15
	137	Marshawn Powell	2010-13
	137	Pat Bradley	1996-99

FREE THROWS MADE LEADERS

Season	Player	FTM	FTA	Pct.
2022-23	Ricky Council IV #	173	218	.794
2021-22	JD Notae	120	155	.774
2020-21	Moses Moody	151	186	.812
2019-20	Mason Jones * #	233	282	.826
2017-18	Daryl Macon	154	176	.875
2016-17	Daryl Macon	136	157	.866
2015-16	Moses Kingsley	142	223	.637
2014-15	Michael Qualls	158	204	.775
2013-14	Marshawn Powell	119	145	.821
2012-13	Marshawn Powell	86	134	.642
2011-12	BJ Young	84	113	.743
2010-11	Rotnei Clarke	92	107	.860
2009-10	Courtney Fortson	104	137	.759
	Mike Washington	104	160	.650
2008-09	Mike Washington	103	171	.602
2007-08	Darian Townes	89	142	.627
2006-07	Charles Thomas	117	151	.755
2005-06	Ronnie Brewer	144	192	.750
2004-05	Ronnie Brewer	108	165	.655
2003-04	Jonathon Modica	111	142	.782
2002-03	Jonathon Modica	58	88	.659
2001-02	JJ Sullinger	72	100	.720
2000-01	Joe Johnson	68	91	.747
1999-00	Chris Walker	64	96	.667
1998-99	Kareem Reid	83	108	.769
1997-98	Kareem Reid	88	119	.739
1996-97	Kareem Reid	74	106	.698

Season	Player	FTM	FTA	Pct.
1995-96	Kareem Reid	116	169	.686
1994-95	Corliss Williamson	203	304	.668
1993-94	Corliss Williamson	149	213	.700
1992-93	Darrell Hawkins	96	116	.828
1991-92	Todd Day	97	127	.764
1990-91	Todd Day	165	221	.747
1989-90	Todd Day	139	183	.760
1988-89	Lenzie Howell	134	176	.761
1987-88	Ron Huery	82	113	.726
1986-87	Ron Huery	106	137	.774
1985-86	Mike Ratliff	94	126	.746
1984-85	Joe Kleine	185	257	.720
1983-84	Joe Kleine	163	211	.773
1982-83	Darrell Walker	152	238	.639
1981-82	Scott Hastings	131	177	.740
1980-81	Scott Hastings	139	189	.735
1979-80	Scott Hastings	125	160	.781
1978-79	Sidney Moncrief #	212	248	.855
1977-78	Sidney Moncrief	203	256	.793
1976-77	Sidney Moncrief	117	171	.684
1975-76	Darryl Saulsberry	91	127	.717
1974-75	Robert Birden	65	71	.915
1973-74	Rickey Medlock	87	95	.916
1972-73	Martin Terry	207	242	.855
1971-72	Martin Terry	207	261	.793
1970-71	Vernon Murphy	128	191	.670
1969-70	Robert McKenzie	95	145	.655

Season	Player	FTM	FTA	Pct.
1968-69	Gary Stephens	82	127	.646
1967-68	Robert McKenzie	109	132	.826
1966-67	Tommy Rowland	117	168	.696
1965-66	Steve Rousseau	123	159	.774
1964-65	Steve Rousseau	88	112	.786
1963-64	Jim Magness	93	118	.788
1962-63	Tommy Boyer	147	161	.913
1961-62	Tommy Boyer	125	134	.933
1960-61	Pat Foster	113	137	.825
1959-60	Clyde Rhoden	135	181	.746
1958-59	Clyde Rhoden	88	142	.620
1957-58	Fred Grim	86	102	.843
1956-57	Larry Grisham	89	113	.788
1955-56	Jerald Barnett	69	93	.742
1954-55	Norman Smith	92	127	.713
1953-54	Buddy Smith	71	102	.696
1952-53	Gene Lambert	96	145	.662
1951-52	Gene Lambert	57	86	.663
1950-51	Billy Hester	62	88	.705
1949-50	Jim Cathcart	63	108	.583

Led the SEC/SWC

* Led the NCAA



RAZORBACK RECORDS

GAME

1.	24	Martin Terry vs. Texas A&M	01/22/72
2.	23	Vernon Murphy vs. Oklahoma	01/05/71
3.	22	Corliss Williamson vs. Ole Miss	02/18/95
4.	21	Mason Jones vs. Mississippi State	02/15/20
	21	Martin Terry at Tulane	12/09/72
6.	19	Moses Moody vs Alabama	02/24/21
	19	Kareem Reid vs. Jackson State	12/30/95
	19	Mario Credit vs. Ole Miss	12/13/88
9.	18	Courtney Fortson vs. Mississippi State	01/28/10
	18	Corliss Williamson at Kentucky	02/09/94
	18	Todd Day vs. Texas	01/25/90
	18	Tommy Boyer vs. Texas Tech	1963

SEASON

1.	304	Corliss Williamson	1995
2.	282	Mason Jones * LED NCAA	2020
3.	261	Martin Terry	1972
4.	257	Joe Kleine	1985
5.	256	Sidney Moncrief	1978
6.	248	Sidney Moncrief	1979
7.	242	Martin Terry	1973
8.	238	Darrell Walker	1983
9.	223	Moses Kingsley	2016
10.	221	Todd Day	1991

CAREER

1.	752	Sidney Moncrief	1976-79
2.	668	Todd Day	1989-92
3.	615	Corliss Williamson	1993-95
4.	600	Scott Hastings	1979-82
5.	577	Joe Kleine	1983-85
6.	524	Darrell Walker	1981-83
7.	508	Moses Kingsley	2014-17
8.	503	Martin Terry	1972-73
9.	502	Kareem Reid	1996-99
10.	494	Ron Huery	1987-88, 90-91

FREE THROWS ATTEMPTED

Season	Player	FTM	FTA	Pct.
2022-23	Ricky Council IV	173	218	.794
2021-22	JD Notae	120	155	.774
2020-21	Moses Moody	151	186	.812
2019-20	Mason Jones * #	233	282	.826
2018-19	Daniel Gafford	114	193	.591
2017-18	Daryl Macon	154	176	.875
2016-17	Moses Kingsley	128	169	.757
2015-16	Moses Kingsley	142	223	.637
2014-15	Michael Qualls	158	204	.775
2013-14	Rashad Madden	119	145	.821
2012-13	Marshawn Powell	86	134	.642
2011-12	BJ Young	84	113	.743
2010-11	Delvon Johnson	75	126	.595
2009-10	Mike Washington	104	160	.650
2008-09	Mike Washington	103	171	.602
2007-08	Darian Townes	89	142	.627
2006-07	Charles Thomas	117	151	.775
2005-06	Ronnie Brewer	144	192	.750
2004-05	Ronnie Brewer	108	165	.655
2003-04	Jonathon Modica	111	142	.782
2002-03	Jonathon Modica	58	88	.659
2001-02	JJ Sullinger	72	100	.720
2000-01	Joe Johnson	68	91	.747
1999-00	Alonzo Lane	53	106	.500
1998-99	Derek Hood	75	110	.682
1997-98	Nick Davis	76	161	.472
1996-97	Kareem Reid	74	106	.698
1995-96	Kareem Reid	116	169	.686
1994-95	Corliss Williamson	203	304	.668

SEC GAME

1.	22	Corliss Williamson vs. Ole Miss	02/18/95
2.	21	Mason Jones vs. Mississippi State	02/15/20
3.	19	Moses Moody vs Alabama	02/24/21
4.	18	Courtney Fortson vs. Mississippi State	01/28/10
	18	Corliss Williamson at Kentucky	02/09/94
6.	17	Corliss Williamson at LSU	02/22/95
7.	16	Mason Jones vs. Auburn	02/04/20
	16	Mason Jones vs. South Carolina	01/29/20
	16	Courtney Fortson at Georgia	02/03/10
	16	Corey Beck at Alabama	01/08/94
11.	15	Corliss Williamson vs. Mississippi State	03/05/94
	15	Todd Day vs. LSU	03/03/92

SEC SEASON

1.	184	Mason Jones #-LED SEC	2020
2.	158	Corliss Williamson	1995
3.	134	Moses Kingsley	2016
4.	123	Courtney Fortson	2010
5.	115	Ricky Council IV	2023
6.	112	Michael Qualls	2015
7.	107	Moses Moody	2021
	105	Ronnie Brewer	2006
9.	101	Moses Kingsley	2017
10.	98	Corliss Williamson	1994

SEC CAREER

1.	323	Corliss Williamson	1993-95
2.	287	Ronnie Brewer	2004-06
3.	280	Moses Kingsley	2014-17
4.	262	Mason Jones	2019-20
5.	244	Jonathon Modica	2003-06
6.	223	Rashad Madden	2012-15
7.	210	Kareem Reid	1996-99
8.	207	Marshawn Powell	2010-13
9.	198	Michael Qualls	2013-15
10.	192	Corey Beck	1993-95

FREE THROW ATTEMPTS



Mason Jones became the first Razorback to lead the SEC (ranking 8th nationally) in scoring (22.03 ppg). A key to that was him leading the NCAA in both free throws made (233) and attempted (282).

Season	Player	FTM	FTA	Pct.
1993-94	Corliss Williamson	149	213	.700
1992-93	Corey Beck	82	122	.672
1991-92	Todd Day	97	127	.764
1990-91	Todd Day	165	221	.747
1989-90	Todd Day	139	183	.760
1988-89	Lenzie Howell	134	176	.761
1987-88	Mario Credit	79	118	.669
1986-87	Ron Huery	106	137	.774
1985-86	Mike Ratliff	94	126	.746
1984-85	Joe Kleine	185	257	.720
1983-84	Joe Kleine	163	211	.773
1982-83	Darrell Walker	152	238	.639
1981-82	Scott Hastings	131	177	.740
1980-81	Scott Hastings	139	189	.735
1979-80	Scott Hastings	125	160	.781
1978-79	Sidney Moncrief	212	248	.855
1977-78	Sidney Moncrief	203	256	.793
1976-77	Sidney Moncrief	117	171	.684
1975-76	Daryll Saulsberry	91	127	.717
1974-75	Kent Allison	49	95	.516
1973-74	Rickey Medlock	87	95	.916
1972-73	Martin Terry	207	242	.855
1971-72	Martin Terry	207	261	.793
1970-71	Vernon Murphy	128	191	.670
1969-70	Robert McKenzie	95	145	.655
1968-69	Gary Stephens	82	127	.646
1967-68	Robert McKenzie	109	132	.826
1966-67	Tommy Rowland	117	168	.696
1965-66	Steve Rousseau	123	159	.774

Season	Player	FTM	FTA	Pct.
1964-65	Steve Rousseau	88	112	.786
1963-64	Jim Magness	93	118	.788
1962-63	Tommy Boyer	147	161	.913
1961-62	Tommy Boyer	125	134	.933
1960-61	Pat Foster	113	137	.825
1959-60	Clyde Rhoden	135	181	.746
1958-59	Clyde Rhoden	88	142	.620
1957-58	Fred Grim	86	102	.843
1956-57	Larry Grisham	89	113	.788
	Terry Day	75	113	.663
1955-56	Jerald Barnett	69	93	.742
1954-55	Pete Butler	87	139	.626
1953-54	Jerald Barnett	63	103	.612
1952-53	Gene Lambert	96	145	.662
1951-52	Walter Kearns	52	92	.565
1950-51	Billy Hester	62	88	.705
1949-50	Jim Cathcart	63	108	.583

Led the SEC
* Led the NCAA

RAZORBACK RECORDS



Scotty Thurman shot over 42 percent from long range each of his three seasons, making 80 or more threes each year.

3-POINT FIELD GOAL PERCENTAGE

GAME (MIN. 4 ATT.)

1.	1.000	Patrick Beverley vs. Auburn (6-6)	03/08/08
	1.000	Dusty Hannahs vs. Charleston S. (5-5)	11/20/15
	1.000	Mardracus Wade at Georgia (5-5)	02/08/12
	1.000	Sonny Weems at LSU (5-5)	01/26/08
		(4-4) 15 times: Last:	
1		Daryl Macon vs. Auburn (4-4)	02/27/18

SEC GAME (MIN. 4 ATT.)

1.	1.000	Patrick Beverley (6-6) vs. Auburn	03/08/08
	1.000	Mardracus Wade (5-5) at Georgia	02/08/12
	1.000	Sonny Weems (5-5) at LSU	01/26/08
	1.000	Daryl Macon vs. Auburn (4-4)	02/27/18
	1.000	Anton Beard at Ole Miss (4-4)	02/14/15
	1.000	Chris Walker at Mississippi State (4-4)	02/12/00
7.	.875	Jannero Pargo vs. Florida (7-8)	01/26/02
8.	.883	(5-6) Four Times	
		LAST: Jaylen Barford (5-6) at Florida	01/17/18

SEASON (MIN. 75 ATT.)

1.	.504	Lee Mayberry (65-129) # LED SWC	1990
2.	.477	Arlyn Bowers (41-86)	1991
3.	.476	Mardracus Wade (70-147) # LED SEC	2012
4.	.443	Joe Johnson (35-79)	2001
5.	.442	Scotty Thurman (80-181)	1993
6.	.441	Anthlon Bell (889-202)	2016
7.	.438	Rotnei Clark (91-208)	2011
8.	.4331	Dusty Hannahs (81-187)	2016
9.	.4328	Jaylen Barford (87-201)	2018
10.	.4318	Jannero Pargo (95-220)	2002

SEC SEASON (MIN. 50 ATT.)

1.	.474	Rotnei Clarke (45-95)	2011
2.	.465	Al Dillard (33-71)	1995
3.	.460	Anthlon Bell (52-113)	2016
4.	.451	Teddy Gipson (23-51)	2000
5.	.447	Patrick Beverley (38-85)	2008
6.	.440	Joe Johnson (22-50)	2000
7.	.439	Dusty Hannahs (47-107)	2016
	.439	Scotty Thurman (47-107)	1995
9.	.438	Mardracus Wade (32-73)	2012
10.	.437	Jannero Pargo (52-119)	2002

CAREER (MIN. 300 ATT.)

1.	.432	Scotty Thurman (267-618)	1993-95
2.	.425	Jannero Pargo (168-395)	2001-02
3.	.424	Lee Mayberry (218-514)	1989-92
4.	.420	Rotnei Clarke (274-653)	2009-11
5.	.410	Dusty Hannahs (155-378)	2016-17
6.	.405	Daryl Macon (150-370)	2017-18
7.	.401	Al Dillard (138-344)	1994-95
8.	.400	Pat Bradley (366-915)	1996-99
9.	.390	Isaiah Joe (207-548)	2019-20
10.	.384	Todd Day (226-588)	1989-92

SEC CAREER (MIN. 75 ATT.)

1.	.436	Lee Mayberry (34-78)	1992
2.	.433	Joe Johnson (39-90)	2000-01
3.	.429	Dusty Hannahs (90-210)	2016-17
4.	.429	Scotty Thurman (130-303)	1993-95
5.	.425	Patrick Beverley (77-181)	2007-08
6.	.421	Jannero Pargo (93-221)	2001-02
7.	.418	Chris Walker (46-110)	1997-00
	.418	Robert Shepherd (33-79)	1992-93
9.	.408	Todd Day (40-98)	1992
10.	.405	Rotnei Clarke (136-336)	2009-11

3-POINT FG PCT. LEADERS (MIN 75 ATT)

Season	Player	3PTM	3PTA	Pct.
2022-23	Davonte Davis	47	136	.346
2021-22	Stanley Umude	53	143	.371
2020-21	Moses Moody	58	162	.358
2019-20	Mason Jones	68	194	.351
2018-19	Isaiah Joe #	113	273	.414
2017-18	Jaylen Barford #	87	201	.433
2016-17	Daryl Macon	65	168	.387
	Dusty Hannahs	74	191	.387
2015-16	Anthlon Bell	89	202	.441
2014-15	Rashad Madden	46	122	.377
2013-14	Rashad Madden	50	125	.400
2012-13	Marshawn Powell	27	78	.346
2011-12	Mardracus Wade #	70	147	.476
2010-11	Rotnei Clarke	91	208	.438
2009-10	Rotnei Clarke #	100	234	.427
2008-09	Rotnei Clarke	83	211	.393
2007-08	Patrick Beverley	65	172	.378
2006-07	Patrick Beverley	73	189	.386
2005-06	Jonathon Modica	55	157	.350
2004-05	Ronnie Brewer	36	91	.396
2003-04	Eric Ferguson	29	85	.341
2002-03	Jonathon Modica	31	86	.360
2001-02	Jannero Pargo	95	220	.432
2000-01	Joe Johnson	35	79	.443

Season	Player	3PTM	3PTA	Pct.
1999-00	TJ Cleveland	49	118	.415
1998-99	Teddy Gipson	31	81	.383
1997-98	Pat Bradley	93	242	.384
1996-97	Pat Bradley	98	230	.426
1995-96	Pat Bradley	82	198	.414
1994-95	Scotty Thurman #	102	239	.427
1993-94	Scotty Thurman	85	198	.429
1992-93	Scotty Thurman	80	181	.442
1991-92	Todd Day	57	133	.429
1990-91	Arlyn Bowers	41	86	.477
1989-90	Lee Mayberry #	65	129	.504
1988-89	Todd Day	31	90	.344
1987-88	Tim Scott	41	116	.354
1986-87	Tim Scott	53	162	.327

Led the SEC/SWC



RAZORBACK RECORDS

GAME

1.	13	Rotnei Clarke vs. Alcorn State	SEC Record	11/13/09
2.	12	Al Dillard vs. Delaware State		12/11/93
3.	10	Isaiah Joe vs. FIU		12/01/18
	10	Rotnei Clarke vs. East Tennessee State		11/27/09
	10	Pat Bradley vs. North Texas		12/30/98
6.	9	Lee Mayberry vs. LSU		03/03/92
7.	8	Dusty Hannahs vs. Mississippi State		01/09/16
	8	Pat Bradley vs. Western Carolina		12/07/98
	8	Tank Wallace vs. Auburn		02/21/98
	8	Pat Bradley vs. Troy		12/10/96

SEASON

1.	113	Isaiah Joe	SEC Freshman Record (tie)	2019
2.	102	Scotty Thurman		1995
3.	100	Rotnei Clarke		2010
4.	98	Pat Bradley		1997
5.	95	Jannero Pargo		2002
6.	94	Isaiah Joe	# LED SEC	2020
7.	93	Pat Bradley		1999
8.	93	Pat Bradley		1998
9.	91	Rotnei Clarke		2011
10.	89	Anthlon Bell		2016

CAREER

1.	366	Pat Bradley		1996-99
2.	274	Rotnei Clarke		2009-11
3.	267	Scotty Thurman		1993-95
4.	237	Anthlon Bell		2013-16
5.	226	Todd Day		1989-92
6.	218	Lee Mayberry		1989-92
7.	207	Isaiah Joe		2019-20
8.	168	Jannero Pargo		2001-02
9.	160	Eric Ferguson		2003-06
10.	155	Dusty Hannahs		2016-17

SEC GAME

1.	9	Lee Mayberry vs. LSU		03/03/92
2.	8	Dusty Hannahs vs. Miss. State		01/09/16
	8	Tarik Wallace vs. Auburn		02/21/98
4.	7	Isaiah Joe vs. Missouri		01/23/19
	7	Isaiah Joe at Tennessee		01/15/19
	7	Anthlon Bell vs. Ole Miss		03/05/14
	7	Jannero Pargo at Miss. St.		02/27/02
	7	Jannero Pargo at Alabama		01/30/02
	7	Jannero Pargo at Florida		01/26/02
	7	Pat Bradley vs. South Carolina		02/18/98
	7	Scotty Thurman at Auburn		01/14/95
	7	Todd Day vs. Auburn		01/04/92

SEC SEASON

1.	60	Isaiah Joe		2019
2.	52	Anthlon Bell		2016
	52	Jannero Pargo		2002
4.	48	Jaylen Barford		2018
5.	47	Dusty Hannahs		2016
	47	Scotty Thurman		1995
	47	Pat Bradley		1998
8.	46	Daryl Macon		2018
	46	Rotnei Clarke		2009
10.	45	Rotnei Clarke		2011
	45	Rotnei Clarke		2010

SEC CAREER

1.	159	Pat Bradley		1996-99
2.	136	Rotnei Clarke		2009-11
3.	130	Scotty Thurman		1993-95
4.	120	Anthlon Bell		2013-16
5.	94	Jonathon Modica		2003-06
6.	93	Jannero Pargo		2001-02
7.	90	Dusty Hannahs		2016-17
8.	84	Eric Ferguson		2003-06
	83	Mason Jones		2019-20

3-POINT FIELD GOALS MADE



Isaiah Joe tied an SEC freshman record for 3-pointers made in a season 113 in 2019 – while leading the SEC in 3-point percentage – and he led the SEC in 3-pointers made in 2020 with 94.


3-POINT FG MADE LEADERS

Season	Player	3PTM	3PTA	Pct.
2022-23	Davonte Davis	47	136	.346
2021-22	JD Notae	74	249	.297
2020-21	Moses Moody	58	162	.358
2019-20	Isaiah Joe # (3.6)	94	275	.342
2017-18	Jaylen Barford	87	201	.433
2016-17	Dusty Hannahs	74	191	.387
2015-16	Anthlon Bell	89	202	.441
2014-15	Anthlon Bell	65	185	.351
2013-14	Anthlon Bell	50	151	.331
	Rashad Madden	50	125	.400
2012-13	Anthlon Bell	33	104	.317
2011-12	Mardracus Wade	70	147	.476
2010-11	Rotnei Clarke	91	208	.438
2009-10	Rotnei Clarke	100	234	.427
2008-09	Rotnei Clarke	83	211	.393
2007-08	Patrick Beverley	65	172	.378
2006-07	Patrick Beverley	73	189	.386
2005-06	Jonathon Modica	55	157	.350
2004-05	Eric Ferguson	44	119	.370
2003-04	Jonathon Modica	37	114	.325
2002-03	Eric Ferguson	46	150	.307
2001-02	Jannero Pargo	95	220	.432

Season	Player	3PTM	3PTA	Pct.
2000-01	Jannero Pargo	73	175	.417
1999-00	TJ Cleveland	49	118	.415
1998-99	Pat Bradley # (2.7)	93	245	.380
1997-98	Pat Bradley # (2.8)	93	242	.384
1996-97	Pat Bradley # (3.1)	98	230	.426
1995-96	Pat Bradley	82	198	.414
1994-95	Scotty Thurman	102	239	.427
1993-94	Scotty Thurman	85	198	.429
1992-93	Scotty Thurman	80	181	.442
1991-92	Lee Mayberry	63	162	.389
1990-91	Todd Day	67	189	.354
1989-90	Todd Day	71	176	.403
1988-89	Lee Mayberry	33	74	.446
	Keith Wilson	33	116	.284
1987-88	Tim Scott	41	116	.353
1986-87	Tim Scott	53	162	.327

Led the SEC in 3PT FG Made per game

RAZORBACK RECORDS



Pat Bradley ranks fifth all-time with 1,765 career points, taking 65 percent of his field goal attempts from three-point land.

3-POINT FIELD GOAL ATTEMPTS

GAME

1.	24	Pat Bradley vs. North Texas	% SEC Record	12/30/98
2.	22	Al Dillard vs. Delaware State		12/11/93
3.	17	Isaiah Joe at Indiana		12/29/19
	17	Rotnei Clarke vs. East Tennessee State		11/27/09
	17	Rotnei Clarke vs. Alcorn State		11/13/09
6.	15	Isaiah Joe at Texas A&M		03/07/20
7.	14	Isaiah Joe vs. South Carolina		01/29/20
	14	Isaiah Joe vs. Valparaiso		12/21/19
	14	Isaiah Joe at Western Kentucky		12/07/19
	14	Isaiah Joe at Auburn		02/20/19
	14	Stef Welsh vs. Ole Miss		03/04/09
	14	Jannero Pargo at Alabama		01/30/02
	14	Pat Bradley vs. Mississippi State		03/06/99

SEASON

1.	275	Isaiah Joe	2020
2.	273	Isaiah Joe	2019
3.	249	JD Notae	2022
4.	245	Pat Bradley	1999
5.	242	Pat Bradley	1998
6.	239	Scotty Thurman	1995
7.	234	Rotnei Clarke	2010
8.	230	Pat Bradley	1997
9.	220	Jannero Pargo	2002
10.	211	Rotnei Clarke	2009

CAREER

1.	915	Pat Bradley	1996-99
2.	653	Rotnei Clarke	2009-11
3.	642	Anthlon Bell	2013-16
4.	618	Scotty Thurman	1993-95
5.	588	Todd Day	1989-92
6.	548	Isaiah Joe	2019-20
7.	514	Lee Mayberry	1989-92
8.	480	Eric Ferguson	2003-06
9.	452	Stef Welsh	2007-10
10.	431	Brandon Dean	1999-02

SEC GAME

1.	15	Isaiah Joe at Texas A&M	03/07/20
2.	14	Isaiah Joe vs. South Carolina	01/29/20
	14	Isaiah Joe at Auburn	02/20/19
	14	Stef Welsh vs. Ole Miss	03/04/09
	14	Jannero Pargo at Alabama	01/30/02
	14	Pat Bradley vs. Mississippi State	03/06/99
7.	13	Isaiah Joe at Ole Miss	01/11/20
	13	Isaiah Joe at Tennessee	01/15/19
	13	Dusty Hannahs vs. Mississippi State	01/09/16
	13	Tarik Wallace at Kentucky	01/17/98
	13	Scotty Thurman at Auburn	01/14/95
	13	Scotty Thurman at LSU	03/02/94
	13	Scotty Thurman vs. Ole Miss	01/06/93

SEC SEASON

1.	141	Isaiah Joe	2019
2.	131	Isaiah Joe	2020
3.	121	Rotnei Clarke	2009
4.	120	Mason Jones	2019
	120	Rotnei Clarke	2010
6.	119	Mason Jones	2020
	119	Jannero Pargo	2002
	119	Pat Bradley	1998
9.	117	Pat Bradley	1997
10.	116	JD Notae	2022

SEC CAREER

1.	429	Pat Bradley	1996-99
2.	336	Rotnei Clarke	2009-11
3.	326	Anthlon Bell	2013-16
4.	303	Scotty Thurman	1993-95
5.	272	Isaiah Joe	2019-20
6.	266	Eric Ferguson	2003-06
7.	263	Jonathon Modica	2003-06
8.	238	Mason Jones	2019-20
9.	223	Brandon Dean	1999-02
10.	221	Jannero Pargo	2001-02

3-POINT FG ATTEMPTS LEADERS

Season	Player	3PTM	3PTA	Pct.
2022-23	Davonte Davis	47	136	.346
2021-22	JD Notae	74	249	.297
2020-21	JD Notae	56	167	.335
2019-20	Isaiah Joe	94	275	.342
2018-19	Isaiah Joe	113	273	.414
2017-18	Daryl Macon	85	202	.421
2016-17	Dusty Hannahs	74	191	.387
2015-16	Anthlon Bell	89	202	.441
2014-15	Anthlon Bell	65	185	.351
2013-14	Anthlon Bell	50	151	.331
2012-13	BJ Young	25	110	.227
2011-12	Mardracus Wade	70	147	.476
2010-11	Rotnei Clarke	91	208	.438
2009-10	Rotnei Clarke	100	234	.427
2008-09	Rotnei Clarke	83	211	.393
2007-08	Patrick Beverley	65	172	.378
2006-07	Patrick Beverley	73	189	.386
2005-06	Jonathon Modica	55	157	.350
2004-05	Eric Ferguson	44	119	.370
2003-04	Jonathon Modica	37	114	.325
2002-03	Eric Ferguson	46	150	.307
2001-02	Jannero Pargo	95	220	.432

Season	Player	3PTM	3PTA	Pct.
2000-01	Jannero Pargo	73	175	.417
1999-00	Chris Walker	44	119	.370
1998-99	Pat Bradley	93	245	.380
1997-98	Pat Bradley	93	242	.384
1996-97	Pat Bradley	98	230	.426
1995-96	Pat Bradley	82	198	.414
1994-95	Scotty Thurman	102	239	.427
1993-94	Scotty Thurman	85	198	.429
1992-93	Scotty Thurman	80	181	.442
1991-92	Lee Mayberry	63	162	.389
1990-91	Todd Day	67	189	.354
1989-90	Todd Day	71	176	.403
1988-89	Keith Wilson	33	116	.284
1987-88	Tim Scott	41	116	.353
1986-87	Tim Scott	53	162	.327



RAZORBACK RECORDS

GAME

1.	15	Dontell Jefferson vs. Portland State	11/18/05
	15	Kareem Reid vs. Jackson State	11/22/96
3.	14	Kareem Reid vs. North Texas	12/30/98
	14	Kareem Reid vs. Troy	12/10/96
	14	Kareem Reid at LSU	03/02/96
6.	13	Lee Mayberry vs. Texas A&M	01/23/91
7.	12	Jalen Harris at Colorado State	12/05/18
	12	Jabril Durham vs. Mississippi State	01/09/16
	12	Kareem Reid vs. Florida	01/03/96
	12	Corey Beck vs. Oklahoma	12/28/94
	12	Oliver Miller at LSU	01/11/92
	12	Keith Wilson vs. Loyola-Marymount	03/16/89

SEASON

1.	219	Kareem Reid	1996
2.	209	Lee Mayberry	1991
3.	207	Corey Beck	1995
4.	204	Jabril Durham	2016
5.	202	Lee Mayberry	1992
6.	191	Alvin Robertson	1984
7.	189	Jalen Harris	2019
8.	183	Kareem Reid	# LED SEC
	183	Lee Mayberry	1990
10.	181	Kareem Reid	1999

CAREER

1.	749	Kareem Reid	1996-99
2.	729	Lee Mayberry	1989-92
3.	483	Corey Beck	1993-95
4.	379	Eric Ferguson	2003-06
5.	370	Rashad Madden	2012-15
6.	351	Ron Huery	1987-88, 90-91
7.	341	Alvin Robertson	1982-84
8.	319	Todd Day	1989-92
9.	303	Gary Ervin	2007-08
	303	Keith Wilson	1987-89

SEC GAME

1.	14	Kareem Reid at LSU	03/02/96
2.	12	Jabril Durham vs. Mississippi State	01/09/16
	12	Kareem Reid vs. Florida	01/03/96
	12	Oliver Miller at LSU	01/11/92
5.	11	Jabril Durham vs. S. Carolina	03/05/16
	11	Courtney Fortson vs. Florida	01/21/10
	11	Gary Ervin vs. Alabama	01/06/07
8.	10	Nine times	(Last: Jalen Tate vs Georgia, 01/09/21)


SEC SEASON

1.	107	Kareem Reid	1996
2.	103	Jabril Durham	2016
3.	95	Courtney Fortson	2010
4.	93	Lee Mayberry	1992
5.	89	Jalen Harris	2019
6.	88	Gary Ervin	2007
7.	87	Corey Beck	1994
8.	84	Corey Beck	1995
9.	82	Anthony Black	2023
10.	80	Rashad Madden	2015

SEC CAREER

1.	326	Kareem Reid	1996-99
2.	231	Corey Beck	1993-95
3.	207	Eric Ferguson	2003-06
4.	194	Rashad Madden	2012-15
5.	172	Courtney Fortson	2009-10
6.	154	Ronnie Brewer	2004-06
7.	150	Gary Ervin	2007-08
8.	118	Jabril Durham	2015-16
9.	115	Scotty Thurman	1993-95
10.	112	TJ Cleveland	1999-02

ASSISTS



Kareem Reid is the only player in program history to lead Arkansas in assists four straight years, while his 749 assists rank second in SEC history.

ASSIST LEADERS

Season	Player	Games	Assists	Avg.
2022-23	Anthony Black	36	141	3.92
2021-22	JD Notae	36	134	3.72
2020-21	Jalen Tate	32	123	3.84
2019-20	Mason Jones	31	106	3.42
2018-19	Jalen Harris	34	189	5.56
2017-18	Daryl Mason	35	138	3.94
2016-17	Daryl Macon	36	80	2.22
2015-16	Jabril Durham	32	204	6.37
2014-15	Rashad Madden	36	164	4.55
2013-14	Rashad Madden	33	91	2.75
2012-13	BJ Young	31	105	3.39
2011-12	Julysses Nobles	32	99	3.09
2010-11	Julysses Nobles	31	92	2.97
2009-10	Courtney Fortson	18	103	5.72
2008-09	Courtney Fortson	29	172	5.93
2007-08	Gary Ervin	35	134	3.83
2006-07	Gary Ervin	35	169	4.83
2005-06	Dontell Jefferson	32	142	4.44
2004-05	Eric Ferguson	30	128	4.27
2003-04	Ronnie Brewer	28	94	3.36
2002-03	Eric Ferguson	28	91	3.25
2001-02	Jannero Pargo	29	96	3.31
2000-01	TJ Cleveland	31	83	2.68
1999-00	TJ Cleveland	26	76	2.92

Season	Player	Games	Assists	Avg.
1998-99	Kareem Reid	34	181	5.32
1997-98	Kareem Reid	32	166	5.18
1996-97	Kareem Reid #	32	183	5.72
1995-96	Kareem Reid	33	219	6.64
1994-95	Corey Beck	39	207	5.31
1993-94	Corey Beck	34	169	4.97
1992-93	Corey Beck	30	107	3.57
1991-92	Lee Mayberry	34	202	5.94
1990-91	Lee Mayberry	38	209	5.50
1989-90	Lee Mayberry	35	183	5.23
1988-89	Keith Wilson	32	138	4.31
1987-88	Keith Wilson	28	80	2.86
1986-87	Ron Huery	33	89	2.70
1985-86	Scott Rose	24	60	2.50
1984-85	William Mills	32	143	4.47
1983-84	Alvin Robertson	32	191	5.97
1982-83	Alvin Robertson	28	101	3.61
1981-82	Darrell Walker	29	101	3.48
1980-81	Darrell Walker	31	103	3.32
1979-80	Alan Zahn	29	74	2.55
1978-79	Sidney Moncrief	30	80	2.67
1977-78	Jim Counce	36	119	3.31

Led the SEC



As a junior in 1990-91, **Oliver Miller** set a program single-season record with 112 blocks and also passed out over 100 assists.

GAME

1.	10	Steven Hill vs. Texas State	12/06/05
	10	Oliver Miller at Texas	02/04/90
3.	9	Oliver Miller vs. Louisiana Tech	12/05/90
	9	Oliver Miller vs. S. Alabama	12/11/90
5.	8	Moses Kingsley vs. Tennessee Tech	12/12/15
	8	Delvon Johnson vs. Seton Hall	12/08/10
	8	Steven Hill vs. UT Pan American	12/30/05
	8	Andrew Lang vs. Texas Tech	02/07/87
	8	Andrew Lang vs. Rice	01/14/87
10.	7	15 times by nine players (Last: Reggie Chaney at Providence, 03/19/19)	

SEASON

1.	112	Oliver Miller # LED SWC	1991
2.	99	Steven Hill	2007
3.	93	Moses Kingsley # LED SEC	2017
4.	91	Delvon Johnson	2011
	91	Steven Hill	2006
6.	88	Oliver Miller	1992
7.	85	Oliver Miller	1990
	85	Andrew Lang	1987
9.	80	Nick Davis	1998
10.	79	Andrew Lang	1988

CAREER

1.	345	Oliver Miller	1989-92
2.	318	Steven Hill	2005-08
3.	256	Moses Kingsley	2014-17
4.	252	Andrew Lang	1985-88
5.	194	Darian Townes	2005-08
6.	141	Daniel Gafford	2018-19
7.	130	Nick Davis	1996-98
8.	111	Hunter Mickelson	2011-13
	111	Larry Satchell	2000-03
10.	107	Delvon Johnson	2010-11
	107	Mike Washington	2007-10

SEC GAME

1.	7	Daniel Gafford vs. Auburn	02/27/18
	7	Daniel Gafford vs. Vanderbilt	02/10/18
	7	Hunter Mickelson vs. LSU	01/14/12
	7	Delvon Johnson vs. Georgia	02/02/11
	7	Steven Hill at Alabama	01/18/06
	7	Nick Davis vs. Mississippi State	01/31/98
7.	6	Bobby Portis at LSU	02/01/14
	6	Steven Hill vs. LSU	01/11/06
	6	Nick Davis vs. Tennessee	02/14/98

SEC SEASON

1.	50	Steven Hill	2007
2.	46	Steven Hill	2006
3.	44	Daniel Gafford	2018
	44	Nick Davis	1998
5.	41	Moses Kingsley	2017
	41	Steven Hill	2008
7.	40	Moses Kingsley	2016
	40	Oliver Miller	1992
9.	35	Bobby Portis	2014
	35	Delvon Johnson	2011

SEC CAREER

1.	153	Steven Hill	2005-08
2.	123	Moses Kingsley	2014-17
3.	77	Daniel Gafford	2018-19
4.	75	Darian Townes	2005-08
5.	74	Larry Satchell	2000-03
6.	69	Bobby Portis	2014-15
7.	65	Nick Davis	1996-98
8.	54	Hunter Mickelson	2012-13
9.	53	Mike Washington	2007-10
10.	52	Marshawn Powell	2010-13

BLOCKED SHOTS LEADERS (BY AVERAGE)

Season	Player	Games	Blocks	Avg.
2022-23	Makheil Mitchell	30	45	1.50
2021-22	Jaylin Williams	37	41	1.11
2020-21	Connor Vanover	29	51	1.76
2019-20	Adrio Bailey	32	45	1.41
2018-19	Daniel Gafford	32	65	2.03
2017-18	Daniel Gafford	35	76	2.17
2016-17	Moses Kingsley #	36	93	2.58
2015-16	Moses Kingsley	32	76	2.37
2014-15	Bobby Portis	36	50	1.39
2013-14	Bobby Portis	34	54	1.58
2012-13	Hunter Mickelson	32	39	1.22
2011-12	Hunter Mickelson	32	72	2.25
2010-11	Delvon Johnson	31	91	2.94
2009-10	Marshawn Powell	32	42	1.31
2008-09	Mike Washington	30	39	1.30
2007-08	Steven Hill	35	74	2.11
2006-07	Steven Hill	35	99	2.83
2005-06	Steven Hill	32	91	2.84
2004-05	Steven Hill	30	54	1.80
2003-04	Rashard Sullivan	26	28	1.08
2002-03	Larry Satchell	24	29	1.21
2001-02	Larry Satchell	26	20	0.78
2000-01	Larry Satchell	31	45	1.50
1999-00	Alonzo Lane	34	34	1.00
1998-99	Chris Jefferies	34	46	1.35

Season	Player	Games	Blocks	Avg.
1997-98	Nick Davis	33	80	2.42
1996-97	Nick Davis	27	31	1.15
1995-96	Lee Wilson	33	32	0.97
1994-95	Corliss Williamson	39	33	0.85
1993-94	Corliss Williamson	34	39	1.15
1992-93	Corliss Williamson	18	22	1.22
1991-92	Oliver Miller	34	88	2.59
1990-91	Oliver Miller #	38	112	2.95
1989-90	Oliver Miller	35	85	2.43
1988-89	Oliver Miller #	30	60	2.00
1987-88	Andrew Lang	30	79	2.63
1986-87	Andrew Lang	32	85	2.66
1985-86	Andrew Lang	26	65	2.50
1984-85	Andrew Lang	33	23	0.70
1983-84	Joe Kleine	32	21	0.66
1982-83	Darrell Walker	30	11	0.37
1981-82	Scott Hastings	29	23	0.79
1980-81	Darrell Walker	31	28	0.90
1979-80	Scott Hastings	29	17	0.59
1978-79	U.S. Reed	30	19	0.63
	Steve Schall	30	19	0.63
1977-78	Steve Schall	36	47	1.31

Led the SEC/SWC

GAME

1.	9	Robert Shepherd at Arizona	12/06/92
2.	8	JD Notae vs. New Mexico State	03/19/22
	8	Clint McDaniel vs. Florida A&M	12/21/94
	8	Darrell Hawkins vs. Holy Cross	03/18/93
	8	Keith Wilson vs. Rice	1989
	8	Alvin Robertson vs. Virginia	03/18/84
	8	Alvin Robertson vs. Purdue	03/19/83
	8	Todd Day at Texas A&M	02/23/91
9.	7	JD Notae vs. Mercer	11/09/21
	7	Todd Day vs. Vanderbilt	02/12/92
	7	TJ Cleveland vs. LSU	03/11/00
	7	Ronnie Brewer vs. UL Monroe	12/31/04

SEASON

1.	102	Clint McDaniel % # LED SEC	1995
2.	100	Lee Mayberry	1991
3.	97	Keith Wilson	1989
4.	92	Alvin Robertson	1984
5.	88	Alvin Robertson	1983
6.	87	Robert Shepherd # LED SEC	1993
7.	85	Todd Day	1991
8.	84	Darrell Walker	1983
9.	83	Ronnie Brewer # LED SEC	2006
10.	82	Todd Day	1990

CAREER

1.	291	Lee Mayberry	1989-92
2.	271	Todd Day	1989-92
3.	251	Kareem Reid	1996-99
4.	230	Darrell Walker	1981-83
5.	226	TJ Cleveland	1999-02
	226	Clint McDaniel	1992-95
7.	217	Alvin Robertson	1982-84
8.	216	Ronnie Brewer	2004-06
9.	207	Ron Huery	1987-88, 90-91
10.	188	Keith Wilson	1987-89

% SEC Record | # Led the SEC

SEC GAME

1.	7	TJ Cleveland vs LSU	03/11/00
	7	Todd Day vs. Vanderbilt	02/12/92
3.	6	Isaiah Joe vs. Alabama	03/09/19
	6	Jabril Durham vs. Miss. St.	01/09/16
	6	Marshawn Powell vs. Vanderbilt	01/12/13
	6	Ronnie Brewer vs. Florida	02/28/04
	6	Clint McDaniel vs. Ole Miss	02/18/95
	6	Clint McDaniel vs. Ole Miss	1994
	6	Todd Day vs. LSU	1992
	6	Lee Mayberry vs. Vanderbilt	02/12/92

SEC SEASON

1.	45	Robert Shepherd	1993
2.	43	Todd Day	1992
3.	38	Anthony Black	2023
	38	Ronnie Brewer	2004
5.	36	Ronnie Brewer	2005
	36	Lee Mayberry	1992
	36	Clint McDaniel	1995
8.	35	Corey Beck	1994
9.	33	Kareem Reid	1997
10.	32	JD Notae	2022
	32	Mardracus Wade	2013

SEC CAREER

1.	121	Kareem Reid	1996-99
2.	103	Ronnie Brewer	2004-06
3.	91	TJ Cleveland	1999-02
4.	90	Brandon Dean	1999-02
5.	87	Eric Ferguson	2003-06
	87	Clint McDaniel	1992-95
7.	81	Mardracus Wade	2011-14
8.	75	Corey Beck	1993-95
9.	72	Pat Bradley	1996-99
10.	71	Robert Shepherd	1992-93



One of two players in program history with 50 or more steals four straight years, **Lee Mayberry** was the first Razorback with 100 in a season in 1990-91.

STEALS LEADERS

Season	Player	Games	Steals	Avg.
2022-23	Anthony Black	36	74	2.06
2021-22	JD Notae	36	81	2.25
2020-21	JD Notae	32	46	1.44
2019-20	Mason Jones	31	50	1.61
2018-19	Isaiah Joe	34	51	1.50
2017-18	Daryl Macon	35	36	1.03
2016-17	Manuale Watkins	36	45	1.25
2015-16	Jabril Durham	32	52	1.62
2014-15	Bobby Portis	36	39	1.08
2013-14	Coty Clarke	34	51	1.50
2012-13	Mardracus Wade	32	54	1.69
2011-12	Mardracus Wade	32	49	1.53
	Julysses Nobles	32	49	1.53
2010-11	Julysses Nobles	31	35	1.13
2009-10	Rotnei Clarke	31	36	1.13
2008-09	Courtney Fortson	29	33	1.14
2007-08	Sonny Weems	34	45	1.32
2006-07	Patrick Beverley	35	61	1.74
2005-06	Ronnie Brewer % #	32	83	2.59
2004-05	Ronnie Brewer	30	76	2.53
2003-04	Ronnie Brewer	28	57	2.04
2002-03	Eric Ferguson	28	52	1.86
2001-02	TJ Cleveland	29	56	1.93
2000-01	TJ Cleveland	31	61	1.97
1999-00	TJ Cleveland	26	70	2.70
1998-99	Kareem Reid	34	57	1.68
1997-98	Kareem Reid	32	61	1.91

Season	Player	Games	Steals	Avg.
1996-97	Kareem Reid	32	68	2.13
1995-96	Kareem Reid	33	65	1.97
1994-95	Clint McDaniel	37	102 +	2.76
1993-94	Corey Beck	34	68	2.00
1992-93	Robert Shepherd #	31	87	2.81
1991-92	Lee Mayberry	34	75	2.21
1990-91	Lee Mayberry	38	100	2.63
1989-90	Todd Day	35	82	2.34
1988-89	Keith Wilson	32	97	3.03
1987-88	Tim Scott	30	52	1.73
1986-87	Ron Huery	33	59	1.79
1985-86	Byron Irvin	28	31	1.11
1984-85	Charles Balentine	35	45	1.29
1983-84	Alvin Robertson	32	92	2.88
1982-83	Alvin Robertson	28	88	3.14
1981-82	Darrell Walker	29	67	2.31
1980-81	Darrell Walker	31	79	2.55
1979-80	U.S. Reed	29	36	1.24
1978-79	Sidney Moncrief	30	44	1.47
1977-78	Ron Brewer	36	77	2.14

% SEC Record

Led the SEC

+ 102 total steals was SEC Record (has since been broken)

ARKANSAS RAZORBACKS


RAZORBACK RECORDS

RECORDS BY CLASS

Category	Freshman	Sophomore	Junior	Senior
Scoring Average	George Kok 18.7 (449 in 24 gms), 1945	Corliss Williamson 20.4 (695 in 35 gms), 1994	Martin Terry 24.3 (633 in 26 gms), 1972	Martin Terry 28.3 (735 in 26 gms), 1973
Points	Scotty Thurman 540, 1993	Corliss Williamson 695, 1994	Todd Day 786, 1991	Joe Kleine 773, 1985
FG Percentage (min 100 att.)	Sidney Moncrief .665 (149-224), 1976	Daniel Gafford .660 (2124-324), 2019	Oliver Miller .704 (254-361), 1991	Leroy Sutton .662 (101-151), 1984
FG Made	Scotty Thurman 204, 1993	Corliss Williamson 273, 1994	Corliss Williamson 283, 1995	Joe Kleine 294, 1985
FG Attempted	Scotty Thurman 439, 1993	Todd Day 483, 1990	Todd Day 586, 1991	JD Notae 589, 2022
FT Percentage (min 50 att.)	Philip McKeller .864 (51-59), 1997	Pat Bradley .913 (63-69), 1997	Tommy Boyer .933 (125-134), 1962	Rickey Medlock .939 (62-66), 1975
FT Made	Moses Moody 151, 2021	Corliss Williamson 149, 1994	Mason Jones 233, 2020	Sidney Moncrief 212, 1979
FT Attempted	Anthony Black 190, 2023	Corliss Williamson 213, 1994	Corliss Williamson 304, 1995	Joe Kleine 257, 1985
3pt Percentage (min 70 att.)	Lee Mayberry .446 (33-74), 2019	Lee Mayberry .504 (65-129), 1990	Chris Walker .458 (33-72), 1999	Arlyn Bowers .477 (41-86), 1991
3pt Made	Isaiah Joe 113, 2019	Rotnei Clarke 100, 2010	Scotty Thurman 102, 1995	Jannero Pargo 95, 2002
3pt Attempted	Isaiah Joe 273, 2019	Isaiah Joe 275, 2020	Pat Bradley 242, 1998	JD Notae 249, 2022
Rebounding Average	Sidney Moncrief 7.6 (231 in 28 gms), 1976	Dean Tolson 9.9 (257 in 26 gms), 1972	Dean Tolson 12.4 (310 in 25 gms), 1973	Dean Tolson 13.2 (278 in 21 gms), 1974
Rebounds	Bobby Portis 230, 2014	Jaylin Williams 364, 2022	Dean Tolson 310, 1973	Derek Hood 349, 1999
Offensive Rebounds	Derrek Hood 98, 1996	Bobby Portis 133, 2015	Corliss Williamson 128 in 1995	Derek Hood 144, 1999
Defensive Rebounds	Bobby Portis 144, 2014	Jaylin Williams 308, 2022	Moses Kingsley 196 in 2016	Derek Hood 205, 1999
Assists	Kareem Reid 219, 1996	Jalen Harris 189, 2019	Lee Mayberry 209, 1991	Corey Beck 207, 1995
Assists Average	Kareem Reid 6.64 (219 in 33 gms), 1996	Kareem Reid 5.72 (183 in 32 gms), 1997	Lee Mayberry 5.50 (209 in 38 gms), 1991	Jabril Durman 6.38 (204 in 32 gms), 2016
Blocked Shots	Daniel Gafford 76, 2018	Steven Hill 91, 2006	Oliver Miller 112, 1991	Moses Kingsley 93, 2017
Blocked Shots Average	Hunter Mickelson 2.25 (72 in 32 gms), 2112	Steven Hill 2.84 (910 in 32 gms), 2006	Oliver Miller 2.95 (112 in 38 gms), 1991	Delvon Johnson 2.94 (91 in 31 gms), 2011
Steals	Anthony Black 74, 2023	Todd Day 82, 1990	Lee Mayberry 100, 1991	Clint McDaniel 102, 1995
Steals Average	Anthony Black 2.6 (74 in 36 gms), 2023	Darrell Walker 2.74 (85 in 31 gms)	Alvin Robertson 3.14 (88 in 28 gms), 1983	Keith Wilson 303 (97 in 32 gms), 2011
Minutes Played	Anthony Black 1253, 2023	Patrick Beverley 1183, 2008	Sidney Moncrief 1293, 1978	Ron Brewer 1291, 1978
Minutes Played Average	Anthony Black 34.8 (1253 in 36 gms), 2023	Isaiah Joe 36.0 (937 in 26 gms), 2020	U.S. Reed 37.9 (1099 in 29 gms), 1980	Sidney Moncrief 38.6 (1157 in 30 gms), 1979
Games Played	Anthony Black/Jordan Walsh 36, 2023	Jaylin Williams/Davonte Davis (2022) - 37 Lee Wilson/Darnell Robinson (1995) - 37	Corliss Williamson 39	Corey Beck/Alex Dillard 39
Games Started	Anthony Black 36, 2023	Bobby Portis 36, 2015	Corliss Williamson 39	Corey Beck 39



Anthony Black had one of best overall, much less freshman, campaigns in Razorback history. He was the only player to rank among the SEC's top 25 in scoring, rebounding, assists, steals and blocks.



Corliss Williamson's dominant sophomore season gave him five Arkansas class records.



Joe Kleine scored 773 points as a senior and also holds senior records for free throws attempted and field goals made.

ARKANSAS RAZORBACKS

RAZORBACK RECORDS

POINTS

Game:	166 vs. U.S. International	12/09/89
Season:	3,783 *	1991
SEC Game:	117 vs. Auburn	01/15/94
SEC Season:	1,468	1992

SCORING AVERAGE

Season:	99.6	1991
SEC Season:	91.8	1992

FIELD GOALS

Game:	68 vs. U.S. International	12/09/89
Season:	1,414	1991
SEC Game:	43 vs. Auburn	01/15/94
SEC Season:	529	1992

FIELD GOALS ATTEMPTED

Game:	101 vs. U.S. International	12/09/89
Season:	2,820	1991
SEC Game:	66 vs. Mississippi State	02/20/93
SEC Season:	1,089	2015

FIELD-GOAL PERCENTAGE

Game:	.794 vs. Texas Tech (27-34)	02/20/79
Season:	.546 (1,060-1,943) *	1978
SEC Game:	.627 at Missouri (37-59)	01/12/16
SEC Season:	.497 (521-1,049)	1993

THREE-POINT FIELD GOALS

Game:	21 vs. Troy	12/10/96
Season:	361 *	1995
SEC Game:	17 vs. Auburn	01/15/95
	17 vs. Auburn	02/21/98
SEC Season:	143	1995

THREE-POINT FGS ATTEMPTED

Game:	54 vs. North Texas	12/30/98
Season:	917	1995
SEC Game:	38 vs. Ole Miss	03/04/09
SEC Season:	399	2019

THREE-POINT FG PERCENTAGE

Game:	.692 vs. Evansville (9-13)	12/08/15
Season:	.397 (216-544)	2016
SEC Game:	.667 vs. LSU (10-15)	01/26/08
	.667 vs. Mississippi State (16-24)	01/09/16
SEC Season:	.400 (110-275)	1992

FREE THROWS MADE

Game:	48 vs. Ole Miss	01/17/04
Season:	713	1991
SEC Game:	48 vs. Ole Miss	01/17/04
SEC Season:	300	1992

FREE THROWS ATTEMPTED

Game:	65 vs. TCU	03/01/55
Season:	975	1991
SEC Game:	53 vs. Ole Miss	01/17/04
SEC Season:	400	1992

FREE THROW PERCENTAGE

Game: (Min. 10 att.)	1.000 vs. Kentucky (16-16)	02/27/14
	1.000 vs. Texas Tech (12-12),	01/08/66
	1.000 at Centenary (12-12)	01/11/75
	1.000 vs. Duke (11-11)	03/26/22
Season:	.776 (502-646)	1962
SEC Game:	.941 vs. LSU (16-17)	02/12/05
SEC Season:	.750 (300 of 400)	1992

REBOUNDS

Game:	77 vs. Jackson State	11/22/02
Season:	1,540	1991
SEC Game:	61 vs. Ole Miss	01/18/92
SEC Season:	616	1994

REBOUND AVERAGE

Season:	52.0	1974
SEC Season:	38.5	1994

STEALS

Game:	26 vs. La.-Monroe	11/25/00
Season:	467 *	1991
SEC Game:	21 vs. Mississippi State	01/15/92
SEC Season:	185	1992

ASSISTS

Game:	47 vs. U.S. International	12/09/89
Season:	819	1991
SEC Game:	32 vs. Mississippi State	02/20/93
SEC Season:	299	1993

BLOCKED SHOTS

Game:	18 vs. Missouri	12/05/95
Season:	229	1991
SEC Game:	13 vs. South Carolina	02/19/14
SEC Season:	99	2015

PERSONAL FOULS

Game:	38 vs. Missouri	12/03/60
Season:	789	1995
SEC Game:	33 vs. Ole Miss	01/09/99
SEC Season:	386	2020

TURNOVERS

Game:	32 vs. Providence	11/16/07
	32 vs. Grambling	11/28/86
Season:	633	1995
SEC Game:	28 vs. Auburn	02/05/00
SEC Season:	258	2003

TEAM GAME/SEASON RECORDS

GAMES IN A SEASON

1.	39 *	32-7	1994-95
2.	38	34-4	1990-91
3.	37	28-9	2021-22
4.	36	22-14	2022-23
	36	26-10	2016-17
	36	27-9	2014-15
7.	35	23-12	2017-18
	35	23-12	2007-08
	35	21-14	2006-07
	35	30-5	1989-90
	35	22-13	1984-85

WINS IN A SEASON

1.	34 *	(4 losses)	1990-91
2.	32	(7 losses)	1994-95
	32	(4 losses)	1977-78
4.	31	(3 losses)	1993-94
5.	30	(5 losses)	1989-90
6.	28	(9 losses)	2021-22
7.	27	(9 losses)	2014-15
8.	26	(10 losses)	2016-17
	26	(8 losses)	1991-92
	26	(4 losses)	1982-83
	26	(2 losses)	1976-77
12.	25	(7 losses)	2020-21
	25	(7 losses)	1988-89
	25	(7 losses)	1983-84
	25	(5 losses)	1978-79

WINS IN AN SEC SEASON

1.	14	(2 losses)	1994
2.	13	(5 losses)	2022
	13	(4 losses)	2021
	13	(5 losses)	2015
	13	(3 losses)	1992
6.	12	(6 losses)	2017
	12	(4 losses)	1995
8.	11	(5 losses)	1998
9.	10	(8 losses)	2018
	10	(8 losses)	2014
	10	(8 losses)	2013
	10	(6 losses)	2006
	10	(6 losses)	2001
	10	(6 losses)	1993

* Led the NCAA



RAZORBACK RECORDS

POINTS

Game	Points	Opponent	Date
1.	166	vs. U.S. International (101)	12/09/89
2.	142	vs. Mississippi Valley State (62)	11/25/20
3.	137	vs. Troy (70)	12/10/96
4.	131	vs. Montevallo (63)	02/05/94
	131	vs. Baylor (109)	02/29/72
6.	130	vs. Alcorn State (68)	11/13/09
7.	129	vs. Texas Southern (63)	12/28/93
8.	128	vs. Bethune-Cookman (46)	12/04/91
9.	127	vs. Jackson State (74)	11/22/96
10.	126	vs. Jackson State (66)	12/29/90

Season

1.	3,783 *	(38 games)	1990-91
2.	3,416 * #	(39 games)	SEC RECORD 1994-95
3.	3,345	(35 games)	1989-90
4.	3,176	(34 games)	1993-94
5.	3,053	(34 games)	1991-92
6.	2,870	(32 games)	1988-89
7.	2,855	(36 games)	2016-17
8.	2,819	(35 games)	2017-18
9.	2,810	(37 games)	2021-22
10.	2,787	(36 games)	2014-15

SEC Game

1.	117	at Auburn (105)	01/15/94
2.	115	vs. Mississippi State (58)	02/20/93
3.	114	at Ole Miss (93)	01/18/92
4.	110	vs. Ole Miss (80)	03/05/14
	110	vs. Auburn (92)	01/04/92
6.	108	at LSU (105)	03/02/94
7.	107	vs. Auburn (83)	02/21/98
8.	106	vs. LSU (92)	03/03/92
9.	105	vs. LSU (81)	01/31/95
	105	at Kentucky (88)	01/25/92

SEC Season

1.	1,468	(16 games)	1992
2.	1,425	(18 games)	2017
3.	1,408	(16 games)	1993
4.	1,396	(18 games)	2018
5.	1,390	(16 games)	1994
6.	1,369	(17 games)	2021
7.	1,366	(18 games)	2014
8.	1,365	(18 games)	2020
9.	1,362	(16 games)	1995
10.	1,352	(18 games)	2015

SCORING AVERAGE

Season	Points	Games	Year
1.	99.6	(3,783 points - 38 games)	1990-91
2.	95.6	(3,345 points - 35 games)	1989-90
3.	93.4 #	(3,176 points - 34 games)	1993-94
4.	89.8 #	(3,053 points - 34 games)	1991-92
5.	89.7	(2,870 points - 32 games)	1988-89
6.	88.5	(2,301 points - 26 games)	1971-72
7.	87.6 #	(3,416 points - 31 games)	1994-95
8.	86.9	(2,695 points - 31 games)	1992-93
9.	86.3	(2,245 points - 26 games)	1970-71
10.	85.1	(2,212 points - 26 games)	1973-74

SEC Season

1.	91.8	(1,468 points - 16 games)	1992
2.	88.0	(1,408 points - 16 games)	1993
3.	86.9	(1,390 points - 16 games)	1994
4.	85.1	(1,362 points - 16 games)	1995
5.	80.8	(1,293 points - 16 games)	1998
6.	80.5	(1,369 points - 17 games)	2021
7.	79.2	(1,425 points - 18 games)	2017
8.	77.6	(1,396 points - 18 games)	2018
9.	75.9	(1,366 points - 18 games)	2014
10.	75.8	(1,365 points - 18 games)	2020

FIELD GOALS MADE

Game	Goals	Attempts	Date
1.	68	vs. U.S. International	12/09/89
2.	57	vs. Troy	12/10/96
3.	51	vs. Baylor	02/29/72
4.	50	vs. Montevallo	02/05/94
	50	vs. Quincy College	01/02/92
6.	48	vs. Mississippi Valley State	11/25/20
	48	vs. Montevallo	02/25/95
	48	vs. Delaware State	12/11/94
	48	vs. Bethune-Cookman	12/04/91
	48	vs. TCU	01/17/76
	48	vs. Jackson State	12/21/92

Season

1.	1,414	(2,820 attempts)	1990-91
2.	1,229	(2,440 attempts)	1989-90
3.	1,223	(2,634 attempts)	1994-95
4.	1,154	(2,363 attempts)	1993-94
5.	1,128	(2,275 attempts)	1991-92
6.	1,071	(2,172 attempts)	1988-89
7.	1,060	(1,943 attempts)	1977-78
8.	1,005	(2,119 attempts)	2017-18
9.	997	(2,166 attempts)	2016-17
10.	995	(2,039 attempts)	1992-93

SEC Game

1.	43	at Auburn (83 attempts)	01/15/94
2.	41	vs. Mississippi St. (66 attempts)	02/20/93
	41	at LSU (84 attempts)	03/02/94
4.	40	vs. Auburn (73 attempts)	02/21/98
5.	38	at Vanderbilt (76 attempts)	01/20/93
	38	vs. Ole Miss (81 attempts)	03/07/92
	38	at Ole Miss (83 attempts)	01/18/92
8.	37	at South Carolina (67 attempts)	03/02/21
	37	at Missouri (59 attempts)	01/12/16
	37	vs. Ole Miss (77 attempts)	03/05/14
	37	vs. Georgia (76 attempts)	03/01/09
	37	vs. LSU (64 attempts)	03/03/92
	37	vs. Vanderbilt (68 attempts)	02/01/93
	37	vs. Vanderbilt (73 attempts)	02/12/92
	37	vs. Mississippi State (77 attempts)	01/21/97
	37	at Florida (77 attempts)	02/28/95
	37	vs. Florida (82 attempts)	01/14/98

SEC Season

1.	529	(1,075 attempts)	1992
2.	521	(1,049 attempts)	1993
3.	503	(1,071 attempts)	2018
4.	502	(1,058 attempts)	1994
5.	494	(1,058 attempts)	2017
6.	482	(1,076 attempts)	2021
7.	476	(1,089 attempts)	2015
8.	472	(1,065 attempts)	1998
9.	470	(1,024 attempts)	2023
10.	469	(1,048 attempts)	1995

FIELD GOALS ATTEMPTED

Game	Goals	Attempts	Date
1.	101	vs. U.S. International	12/09/89
2.	99	vs. Troy	12/10/96
3.	97	vs. Western Kentucky	12/03/73
4.	95	vs. Texas	1957
5.	94	vs. Jackson State	12/29/90
	94	vs. TCU	1964
	94	vs. Jackson State	12/21/92

Season

1.	2,820	(1,414 made)	1990-91
2.	2,634	(1,223 made)	1994-95
3.	2,440	(1,229 made)	1989-90
4.	2,363	(1,154 made)	1993-94
5.	2,275	(1,128 made)	1991-92
6.	2,241	(972 made)	2021-22
7.	2,208	(984 made)	1997-98
8.	2,206	(980 made)	1998-99
9.	2,196	(978 made)	2014-15
10.	2,172	(1,071 made)	1988-89

TEAM BESTS

SEC Game	Points	Opponent	Date
1.	88	vs. Tennessee (35 made)	02/16/93
2.	84	at LSU (41 made)	03/02/94
3.	83	at Auburn (43 made)	01/15/94
	83	at Ole Miss (38 made)	01/18/92
5.	82	vs. Florida (37 made)	01/14/98
6.	81	vs. Ole Miss (38 made)	03/07/92
7.	80	at Auburn (31 made)	01/06/96
8.	78	vs. Alabama (36 made)	02/16/94
9.	77	vs. Ole Miss (37 made)	03/05/14
	77	vs. Mississippi State (37 made)	01/21/97
	77	at Florida (37 made)	02/28/95
	77	vs. LSU (35 made)	01/27/99
	77	at Mississippi State (26 made)	01/19/94

SEC Season

1.	1,102	(450 made)	2014
2.	1,089	(160 made)	2022
	1,089	(476 made)	2015
4.	1,076	(482 made)	2021
5.	1,075	(529 made)	1992
6.	1,071	(503 made)	2018
7.	1,065	(472 made)	1998
8.	1,058	(494 made)	2017
9.	1,058	(502 made)	1994
10.	1,057	(433 made)	2013

FIELD-GOAL PERCENTAGE

Game	Percentage	Opponent	Date
1.	.794	vs. Texas Tech (27 of 34)	1979
2.	.744	vs. Baylor (29 of 39)	1979
3.	.727	vs. Alabama State (32 of 44)	12/21/83
4.	.707	vs. Rice (29 of 41)	1978
5.	.683	vs. SMU (28 of 41)	1984
6.	.680	vs. Wake Forest (34 of 50)	03/12/77
7.	.679	at Rice (36 of 53)	03/05/83
8.	.676	vs. Texas (25 of 37)	1985
9.	.673	vs. U.S. International (68 of 101)	12/09/89
	.673	vs. SE Missouri State (37 of 55)	12/01/83
11.	.671	vs. Baylor (43 of 64)	03/10/90
12.	.667	vs. Texas A&M (34 of 51)	1982
	.667	vs. Nebraska (26 of 39)	1982
	.667	vs. TCU (28 of 42)	1978
	.667	vs. Missouri State (38 of 57)	1979

Season

1.	.546 *	(1,060-1,943)	1977-78
2.	.545 *	(849-1,558)	1976-77
3.	.537	(831-1,547)	1983-84
4.	.535	(849-1,587)	1978-79
5.	.534	(806-1,510)	1981-82
6.	.531	(910-1,715)	1975-76
7.	.530	(807-1,524)	1974-75
8.	.525	(833-1,586)	1982-83
9.	.522	(850-1,629)	1980-81
10.	.515	(899-1,744)	1984-85

SEC Game

1.	.638	vs Georgia (37-58)	02/21/23
2.	.627	at Kentucky (32-51)	02/07/23
	.627	at Missouri (37-59)	01/12/16
4.	.621	vs. Mississippi State (41-66)	02/20/93
5.	.607	vs. Auburn (34-56)	01/04/92
6.	.586	at LSU (34-58)	02/02/93
7.	.583	vs. Vanderbilt (28-48)	03/01/08
8.	.578	vs. LSU (37-64)	03/03/92
9.	.577	at Auburn (30-52)	01/10/08
10.	.576	vs Florida (34-59)	02/18/23

SEC Season

1.	.497	(521-1,049)	1993
2.	.492	(529-1,075)	1992
3.	.474	(502-1,058)	1994
4.	.470	(503-1,071)	2018
5.	.467	(494-1,085)	2017
6.	.466	(404-867)	2007
7.	.459	(470-1,024)	2023
8.	.455	(420-923)	2008
9.	.453	(416-918)	2006
10.	.448	(482-1,076)	2021
	.448	(469-1,048)	1995



RAZORBACK RECORDS

THREE-POINT FIELD GOALS MADE

Game	1. 21 #	vs. Troy (37 attempts)	12/10/96
2.	20	vs. Mississippi Valley State	11/25/20
	20	vs. Texas Southern (36 attempts)	12/28/93
4.	19	vs. North Texas (54 attempts)	12/30/98
	19	vs. Montevallo (36 attempts)	02/05/94
6.	18	vs. Delaware State (45 attempts)	12/11/94
7.	17	vs. Ole Miss (30 attempts)	03/05/14
	17	vs. Auburn (28 attempts)	02/21/98
	17	at Auburn (36 attempts)	01/14/95
10.	16	at Mississippi State (24 attempts)	01/09/16
	16	vs. Alcorn State (30 attempts)	11/13/10
	16	at Louisville (36 attempts)	12/09/97
	16	vs. Missouri (25 attempts)	12/02/93

Season

1.	361	(917 attempts)	1994-95
2.	301	(777 attempts)	1993-94
3.	296	(808 attempts)	1998-99
4.	292	(832 attempts)	1999-00
5.	274	(736 attempts)	1996-97
6.	273	(741 attempts)	2000-01
7.	269	(679 attempts)	2017-18
8.	259	(751 attempts)	2018-19
9.	253	(698 attempts)	2013-14
10.	242	(633 attempts)	1990-91

SEC Game

1.	17	vs. Ole Miss (30 attempts)	03/05/14
	17	vs. Auburn (28 attempts)	02/21/98
	17	at Auburn (36 attempts)	01/14/95
4.	16	at Mississippi St. (24 attempts)	01/09/16
5.	15	at South Carolina (33 attempts)	03/02/21
6.	14	vs. Ole Miss (38 attempts)	03/04/09
	14	at Vanderbilt (25 attempts)	02/11/95
	14	at LSU (34 attempts)	03/02/94
9.	13	Seven times	

SEC Season

1.	143	(364 attempts)	1995
2.	142	(384 attempts)	2014
3.	137	(399 attempts)	2019
4.	135	(391 attempts)	2002
5.	134	(394 attempts)	2020
	134	(336 attempts)	2018
7.	133	(366 attempts)	2001
	133	(369 attempts)	2000
9.	130	(377 attempts)	1997
10.	125	(333 attempts)	2017

THREE-POINT FGS ATTEMPTS

Game	1. 54 #	vs. North Texas (19 made)	12/30/98
2.	45	vs. Delaware State (18 made)	12/11/93
3.	40	vs. Mississippi Valley State	11/25/20
	38	vs. Ole Miss (14 made)	03/04/09
	38	vs. UT Arlington (14 made)	11/22/99
	38	vs. Montevallo (14 made)	02/25/95
6.	37	vs. North Texas (10 made)	12/05/00
	37	vs. Iowa (12 made)	03/13/99
	37	vs. Troy (21 made)	12/10/96
10.	36	vs. Centenary (15 made)	11/28/00
	36	vs. LSU (13 made)	01/27/99
	36	at Louisville (16 made)	12/09/97
	36	at Auburn (17 made)	01/14/95
	36	vs. Texas Southern (20 made)	12/28/93
	36	vs. Montevallo (19 made)	02/05/94

Season

1.	917 #	(361 made)	1994-95
2.	832	(292 made)	1999-00
3.	808	(296 made)	1998-99
4.	777	(301 made)	1993-94
5.	767	(233 made)	2021-22
6.	751	(259 made)	2018-19
7.	741	(273 made)	2000-01
8.	736	(274 made)	1996-97
9.	728	(243 made)	2019-20
10.	702	(233 made)	2020-21

SEC Game

1.	38	vs. Ole Miss (14 made)	03/04/09
2.	36	vs. LSU (13 made)	01/27/99
	36	at Auburn (17 made)	01/14/95
4.	35	at Vanderbilt (11 made)	02/08/97
5.	34	at LSU (8 made)	03/02/94
6.	33	at South Carolina (15 made)	03/02/21
7.	32	at Texas A&M (14 made)	03/07/20
	32	vs. LSU (11 made)	02/19/00
9.	31	at LSU (8 made)	01/13/21
	31	at LSU (13 made)	01/13/02
	31	vs. Alabama (13 made)	02/16/94

SEC Season

1.	399	(137 made)	2019
2.	394	(134 made)	2020
	391	(135 made)	2002
4.	384	(142 made)	2014
5.	383	(108 made)	2013
6.	377	(130 made)	1997
7.	376	(120 made)	2022
8.	369	(133 made)	2000
9.	366	(133 made)	2001
10.	364	(124 made)	2021
	364	(143 made)	1995

THREE-POINT FG PERCENTAGE

Game (Minimum 8 Attempts)

1.	.692	vs. Evansville (9-13)	12/08/15
2.	.667	vs. Mississippi State (16-24)	01/09/16
	.667	at LSU (10-15)	01/26/08
	.667	vs. Prairie View A&M (8-12)	12/18/04
	.667	vs. Western Carolina (14-21)	12/07/98
6.	.650	vs. Hartford (13-20)	12/23/04
7.	.647	vs. Winthrop (11-17)	11/19/04
8.	.640	vs. Missouri (16-25)	12/02/93
9.	.625	at Vanderbilt (10-16)	02/08/14
	.625	vs. Michigan State (5-8)	11/28/95
	.625	vs. Bethune-Cookman (10-16)	02/04/91
	.625	vs. Auburn (10-16)	01/04/92
	.625	at Florida State (10-16)	01/21/91

Season (Minimum 320 Attempts)

1.	.397 #	(216-544)	2015-16
2.	.396 #	(269-679)	2017-18
3.	.395	(210-532)	1992-93
4.	.394 #	(361-917)	1994-95
	.394	(197-500)	1989-90
6.	.387	(301-777)	1993-94
7.	.382	(242-633)	1990-91
8.	.374	(193-516)	1991-92
9.	.372	(182-489)	2004-05
	.372	(274-736)	1996-97

SEC Game (Minimum 8 Attempts)

1.	.667	at LSU (10-15)	01/26/08
	.667	vs. Mississippi State (16-24)	01/09/16
3.	.625	at Vanderbilt (10-16)	02/08/14
	.625	vs. Auburn (10-16)	01/04/92
5.	.607	vs. Auburn (17-28)	02/21/98
6.	.600	vs. South Carolina (12-20)	02/18/98
7.	.588	at Mississippi State (10-17)	02/12/00
8.	.583	at LSU (7-12)	02/12/11
9.	.571	Georgia (12-21)	01/09/21
	.571	at Auburn (8-14)	03/06/93

SEC Season (Minimum 250 Attempts)

1.	.400	(110-275)	1992
2.	.399	(134-336)	2018
3.	.393	(143-364)	1995
4.	.387	(108-279)	1993
5.	.381	(115-302)	1998
6.	.375	(125-333)	2017
7.	.370	(142-384)	2014
	.370	(107-289)	2012
9.	.369	(113-306)	2008
10.	.363	(133-366)	2001

TEAM BESTS

FREE THROWS MADE

Game	1. 48	vs. Ole Miss	01/17/04
2.	46	vs. TCU	1955
3.	41	at Kentucky	01/25/92
	41	vs. Rice	1972

Season

1.	713	(975 attempts)	1990-91
2.	690	(942 attempts)	1989-90
3.	633	(833 attempts)	2021-22
4.	628	(825 attempts)	2016-17
5.	621	(882 attempts)	1971-72
6.	616	(892 attempts)	1986-87
7.	614	(846 attempts)	2013-14
8.	609	(902 attempts)	1994-95
9.	604	(815 attempts)	1991-92
10.	593	(819 attempts)	2014-15

SEC Game

1.	48	vs. Ole Miss (53 attempts)	01/17/04
2.	41	at Kentucky (49 attempts)	01/25/92
3.	32	vs. Auburn (39 attempts)	01/04/92
	32	vs. Ole Miss (41 attempts)	01/05/94
	32	vs. Ole Miss (45 attempts)	02/18/95
6.	30	vs. Ole Miss (39 attempts)	01/17/15
	30	at Ole Miss (39 attempts)	01/18/92
	30	vs. Kentucky (40 attempts)	02/10/93
9.	29	at Missouri (37 attempts)	02/13/14
	29	vs. Kentucky (41 attempts)	01/14/14
	29	at Ole Miss (40 attempts)	02/15/06

SEC Season

1.	347	(481 attempts)	2020
2.	324	(443 attempts)	2014
3.	312	(420 attempts)	2017
4.	301	(401 attempts)	2022
5.	300	(400 attempts)	1992
6.	285	(398 attempts)	2015
7.	281	(372 attempts)	2021
	281	(395 attempts)	1995
9.	269	(386 attempts)	1994
10.	265	(396 attempts)	2023

% NCAA Record || * Led the NCAA || # Led the SEC

DID YOU KNOW...

In the first three years of the Eric Musselman era:

• Arkansas ranked among the NCAA top 10 in FT made;		
2019-20	3rd (1st SEC)	587
2020-21	3rd (1st SEC)	501
2021-22	1st (1st SEC)	633
• Arkansas ranked among the NCAA top 10 in FT attempts		
2019-20	8th (2nd SEC)	776
2020-21	5th (1st SEC)	677
2021-22	1st (1st SEC)	833

2019-20	Mason Jones	1st NCAA FT Made (233)
		1st NCAA FT Att (282)
2020-21	Moses Moody	5th NCAA FT Made (151)
		9th NCAA FT Att (186)



RAZORBACK RECORDS

FREE THROWS ATTEMPTED

Game			
1.	65	vs. TCU	1955
2.	55	vs. Rice	1972
3.	53	vs. Ole Miss	01/17/04
	53	vs. Northeastern Illinois	11/16/97
5.	49	at Kentucky	01/25/92
	49	vs. Northeast Louisiana	12/30/90

Season

1.	975	(713 made)	1990-91
2.	942	(690 made)	1989-90
3.	902	(609 made)	1994-95
4.	892	(616 made)	1986-87
5.	882	(621 made)	1971-72
6.	868	(587 made)	1988-89
7.	846	(614 made)	2013-14
8.	834	(567 made)	1993-94
9.	833	(633 made)	2021-22
10.	825	(628 made)	2016-17

SEC Game

1.	53	vs. Ole Miss (48 made)	01/17/04
2.	49	at Kentucky (41 made)	01/25/92
3.	46	vs. Ole Miss (26 made)	02/05/98
4.	45	vs. Ole Miss (32 made)	02/18/95
5.	43	vs. Alabama (27 made)	02/24/21
6.	42	vs. Florida (26 made)	02/18/06
	42	vs. Ole Miss (28 made)	01/06/93
8.	41	vs. Alabama (29 made)	01/22/15
	41	vs. Kentucky (29 made)	01/14/14
	41	vs. Ole Miss (32 made)	01/05/94

SEC Season

1.	481	(347 made)	2020
2.	443	(324 made)	2014
3.	420	(312 made)	2017
4.	401	(301 made)	2020
5.	400	(300 made)	1992
6.	398	(285 made)	2015
7.	396	(265 made)	2023
8.	395	(281 made)	1995
9.	386	(269 made)	1994
10.	372	(281 made)	2021

FREE-THROW PERCENTAGE

Game (Minimum 10 Attempts)

1.	1.000	vs. Duke (11-11)	03/26/22
	1.000	at Kentucky (16-16)	02/27/14
	1.000	vs. Centenary (12-12)	1975
	1.000	vs. Texas Tech (12-12)	1966
5.	.952	vs. SMU (20-21)	1978
6.	.950	vs. Ole Miss (19-20)	03/05/14
7.	.944	vs. Oklahoma (17-18)	12/11/21
	.944	at LSU (17-18)	01/08/20
9.	.941	vs. LSU (16-17)	02/12/05
	.941	vs. Houston (16-17)	1978

Season (Minimum 450 Attempts)

1.	.776 *	(502-647)	1961-62
2.	.761	(628-825)	2016-17
3.	.760 #	(301-401)	2021-22
4.	.750	(411-548)	1965-66
5.	.749	(585-781)	1977-78
6.	.746	(434-582)	1962-63
7.	.741 #	(604-815)	1991-92
8.	.740	(501-677)	2020-21
9.	.737	(440-597)	1967-68
10.	.732	(690-942)	1989-90

SEC Game (Minimum 12 Attempts)

1.	1.000	at Kentucky (16-16)	02/27/14
2.	.950	vs. Ole Miss (19-20)	03/05/14
3.	.944	at LSU (17-18)	01/08/20
	.941	vs. LSU (16-17)	02/12/05
5.	.929	vs. Mississippi State	02/02/21
6.	.926	at LSU (25-27)	02/01/14
7.	.923	at South Carolina (12-13)	03/02/21
	.923	at Vanderbilt (12-13)	02/08/97
	.923	vs. Tennessee (12-13)	02/16/93
10.	.917	vs. South Carolina (22-24)	02/21/04
	.917	vs. Alabama (11-12)	01/20/99
	.917	vs. South Carolina (11-12)	01/22/94

SEC Season (Minimum 250 Attempts)

1.	.755	(281-372)	2021
2.	.751	(301-401)	2022
3.	.750	(300-400)	1992
4.	.743	(312-420)	2017
5.	.731	(324-443)	2014
6.	.721	(347-481)	2020
7.	.716	(285-398)	2015
8.	.714	(260-364)	2011
9.	.711	(281-395)	1995
10.	.702	(217-309)	2007
	.702	(212-302)	2001

REBOUNDING

Game

1.	77	vs. Jackson State	11/22/02
2.	73	vs. Rice	1960
3.	72	vs. Texas	1957
4.	71	vs. Rockhurst	1972
	71	vs. Ole Miss	1965

Season

1.	1,540	(38 games)	1990-91
2.	1,528	(39 games)	1994-95
3.	1,416	(34 games)	1993-94
4.	1,399	(37 games)	2021-22
5.	1,352	(26 games)	1973-74
6.	1,319	(34 games)	1991-92
7.	1,314	(33 games)	1995-96
8.	1,306	(33 games)	1997-98
9.	1,297	(36 games)	2016-17
10.	1,296	(35 games)	1989-90

SEC Game

1.	61	at Ole Miss	01/18/92
2.	51	vs. Alabama	01/24/98
3.	49	at Auburn	02/14/01
	49	vs. Mississippi State	01/21/97
5.	48	at LSU	03/02/94
6.	47	vs. Missouri	02/20/16
	47	vs. Alabama	01/22/15
	47	vs. Ole Miss	02/09/08
	47	vs. LSU	01/31/95
	47	vs. Alabama	02/15/95

SEC Season

1.	682	(18 games)	2022
2.	645	(18 games)	2023
3.	636	(17 games)	2021
4.	626	(18 games)	2014
5.	621	(18 games)	2018
	621	(18 games)	2017
7.	616	(16 games)	1994
8.	615	(16 games)	1996
9.	606	(18 games)	2015
10.	600	(16 games)	1998

TEAM BESTS

REBOUNDING AVERAGE

Season

1.	52.0	(1,352 - 26 games)	1973-74
2.	47.5	(1,236 - 36 games)	1971-72
3.	45.9	(1,193 - 26 games)	1972-73
4.	45.5	(1,092 - 24 games)	1961-62
5.	44.0	(1,056 - 24 games)	1962-63
6.	43.9	(1,010 - 23 games)	1965-66
7.	42.0	(1,091 - 26 games)	1971-72
8.	41.6 #	(1,416 - 34 games)	1993-94
9.	39.9	(1,118 - 28 games)	1975-76
10.	39.8	(1,314 - 33 games)	1995-96

SEC Season

1.	38.5	(616 - 16 games)	1994
2.	38.4	(615 - 16 games)	1996
3.	37.9	(682 - 18 games)	2022
4.	37.5	(600 - 16 games)	1998
5.	37.4	(636 - 17 games)	2021
6.	37.0	(592 - 16 games)	1995
7.	36.25	(580 - 16 games)	2008
	36.25	(580 - 16 games)	2003
9.	35.83	(645 - 18 games)	2023
10.	35.75	(572 - 16 games)	1992

STEALS

Game

1.	26	vs. Louisiana-Monroe	11/25/00
2.	24	vs. Maryland-Eastern Shore	01/02/01
3.	21	vs. Grambling	12/31/00
	21	vs. Jackson State	11/22/96
	21	vs. Mississippi State	01/15/92
6.	20	vs. Ole Miss	02/18/95
	20	vs. Montevallo	02/05/94
	20	vs. Rice	1991
	20	vs. Texas A&M	02/23/91
10.	19	Four times	

Season

1.	467 *	(38 games)	1990-91
2.	445 # *	(39 games)	1994-95
3.	388	(35 games)	1989-90
4.	379 #	(34 games)	1999-00
5.	372	(32 games)	* 11.6 AVG LED NCAA 1988-89
6.	365 #	(31 games)	2000-01
7.	358 #	(34 games)	1991-92
8.	356	(33 games)	1997-98
9.	352	(34 games)	1993-94
	352 #	(31 games)	1992-93

SEC Game

1.	21	vs. Mississippi State	01/15/92
2.	20	vs. Ole Miss	02/18/95
3.	19	vs. LSU	02/17/01
	19	vs. Vanderbilt	02/12/92
5.	18	vs. LSU	01/28/98
	18	vs. Mississippi State	02/20/93
7.	17	Four times	

SEC Season

1.	185	(16 games)	1992
2.	176	(16 games)	1995
3.	169	(16 games)	1993
4.	164	(16 games)	1998
5.	163	(18 games)	2013
6.	162	(16 games)	2001
7.	161	(16 games)	2000
8.	159	(16 games)	1999
9.	157	(18 games)	2014
10.	152	(16 games)	1997



ASSISTS

Game			
1.	47	vs. U.S. International	12/09/89
2.	40 #	vs. Troy	12/10/96
3.	35	vs. Montevallo	02/05/94
4.	32	vs. Jackson State	11/22/96
	32	vs. Texas Southern	12/28/93
	32	vs. Mississippi State	02/20/93
	32	vs. Quincy College	01/02/92
	32	vs. Bethune-Cookman	12/04/91
	32	vs. Georgia State	03/05/91
10.	31	vs. Centenary	12/06/95
	31	vs. Tulsa	03/25/94
	31	vs. Jackson State	12/21/92

Season

1.	819	(38 games)	1990-91
2.	721	(39 games)	1994-95
3.	687	(34 games) * 20.2 AVG LED NCAA	1993-94
4.	674	(34 games) * 19.8 AVG LED NCAA	1991-92
5.	667	(35 games)	1989-90
6.	582	(31 games)	1992-93
7.	579	(36 games)	2014-15
8.	570	(32 games)	1988-89
9.	563	(33 games)	1998-99
10.	543	(34 games)	2018-19

SEC Game

1.	32	vs. Mississippi State	02/20/93
2.	27	vs. Ole Miss	03/05/14
	27	vs. Mississippi State	01/23/13
	27	vs. Auburn	02/24/99
5.	26	vs. Georgia	02/21/23
	26	vs. LSU	01/27/99
	26	vs. LSU	01/31/95
8.	25	vs. Alabama	01/06/07
	25	vs. Auburn	01/14/95
	25	vs. South Carolina	02/15/92

SEC Season

1.	299	(16 games)	1993
2.	292	(16 games)	1994
	292	(16 games)	1992
4.	279	(18 games)	2019
5.	273	(18 games)	2015
6.	264	(16 games)	1995
7.	257	(18 games)	2014
8.	247	(18 games)	2013
9.	245	(16 games)	2007
	245	(16 games)	1998

BLOCKED SHOTS

Game			
1.	18 #	vs. Missouri	12/05/95
2.	16	vs. Texas	02/04/90
3.	15	vs. South Alabama	12/30/91
4.	14	vs. Georgia	01/29/19
	14	vs. Stephen F. Austin	11/18/06
	14	vs. Louisiana Tech	12/05/90
7.	13	vs. Texas A&M	01/31/23
	13	vs. Tennessee Tech	12/12/15
	13	vs. Prairie View A&M	12/18/04
	13	vs. Alabama State	12/31/97

Season

1.	229	(38 games)	1990-91
2.	221	(35 games)	2006-07
3.	194	(32 games)	2005-06
4.	189	(34 games)	2013-14
5.	182	(36 games)	2022-23
	182	(31 games)	2010-11
	182	(35 games)	2007-08
8.	172	(34 games)	2018-19
	172	(36 games)	2016-17
	172	(35 games)	1989-90

SEC Game

1.	14	vs. Georgia	01/29/19
2.	13	vs. Texas A&M	01/31/23
3.	12	vs. Texas A&M	02/24/15
	12	vs. Georgia	02/02/11
5.	11	vs. Alabama	02/24/21
	11	at Mississippi State	02/21/15
	11	vs. Mississippi State	01/23/13
8.	10	vs. Ole Miss	01/13/07
	10	vs. Alabama	01/06/07
	10	vs. Alabama	02/21/06
	10	vs. Ole Miss	01/25/06
	10	vs. Alabama	01/19/00
	10	vs. Georgia	02/15/97

SEC Season

1.	99	(18 games)	2015
2.	98	(16 games)	2007
3.	96	(18 games)	2023
4.	93	(18 games)	2014
5.	88	(16 games)	2006
6.	83	(18 games)	2013
7.	79	(16 games)	2008
8.	78	(17 games)	2021
	78	(18 games)	2018
	78	(16 games)	1998

PERSONAL FOULS

Game			
1.	38	vs. Missouri	12/04/61
2.	37	vs. SMU	1952
3.	36	vs. TCU	1976
4.	35	vs. South Carolina	03/11/04
	35	at Illinois	12/08/01
	35	vs. Cincinnati	12/09/95
	35	vs. Rice	1957
8.	33	vs. Ole Miss	01/09/99
	33	vs. Texas	03/10/91
10.	32	at Missouri	02/18/20
	32	at Mississippi State	02/27/02
	32	vs. Ole Miss	02/02/00
	32	vs. Vanderbilt	01/20/93
	32	vs. Florida State	01/18/89

Season

1.	789	(39 games)	1994-95
2.	775	(38 games)	1990-91
3.	740	(36 games)	2016-17
4.	728	(33 games)	1986-87
5.	708	(34 games)	1993-94
6.	707	(31 games)	1992-93
7.	706	(34 games)	2013-14
8.	705	(34 games)	1999-00
9.	701	(35 games)	2017-18
10.	694	(36 games)	2022-23
	694	(34 games)	2018-19

SEC Game

1.	33	vs. Ole Miss	01/09/99
2.	32	at Missouri	02/18/20
	32	at Mississippi State	02/27/02
	32	vs. Ole Miss	02/02/00
	32	at Vanderbilt	01/20/93
6.	31	at Kentucky	01/07/17
7.	30	at Auburn	02/10/15
	30	vs. Ole Miss	01/31/01
	30	vs. Alabama	01/19/00
	30	vs. LSU	01/26/00
	30	at Alabama	02/13/93

SEC Season

1.	390	(18 games)	2014
2.	386	(18 games)	2020
3.	377	(18 games)	2018
4.	378	(18 games)	2017
5.	367	(18 games)	2013
6.	364	(16 games)	1993
7.	360	(18 games)	2023
	361	(18 games)	2019
	361	(16 games)	2002
10.	350	(16 games)	1998

TURNOVERS

Game			
1.	32	vs. Providence	11/16/07
	32	vs. Grambling	11/28/86
3.	31	vs. Alcorn State	12/02/95
4.	29	at Missouri	12/07/96
	29	vs. Mercer	01/05/83
	29	vs. Southern Miss	1981
7.	28	vs. Auburn	02/05/00
	28	vs. Cincinnati	12/09/950
	28	vs. Southeast Missouri State	12/17/92
10.	27	Four times	

Season

1.	633	(39 games)	1994-95
2.	575	(38 games)	1990-91
3.	563	(33 games)	1986-87
4.	560	(36 games)	1977-78
5.	558	(33 games)	1995-96
6.	548	(33 games)	1997-98
7.	539	(34 games)	1993-94
8.	538	(35 games)	1984-85
9.	532	(35 games)	2006-07
10.	531	(35 games)	2007-08

SEC Game

1.	28	vs. Auburn	02/05/00
2.	27	vs. LSU	02/17/01
3.	25	at South Carolina	02/21/09
	25	vs. Alabama	01/24/98
	25	vs. Kentucky	01/26/97
	25	vs. Ole Miss	01/02/97
	25	vs. Kentucky	03/09/96
8.	24	vs. Tennessee	02/24/07
	24	at Auburn	03/5/05
	24	at Ole Miss	01/25/03
	24	at Ole Miss	01/29/97
	24	vs. Kentucky	02/11/96
	24	vs. Ole Miss	01/05/94

SEC Season

1.	258	(16 games)	2003
2.	256	(16 games)	2007
3.	252	(16 games)	1998
4.	251	(16 games)	2001
5.	248	(16 games)	1995
6.	244	(16 games)	1996
7.	241	(16 games)	1994
8.	239	(16 games)	1997
9.	236	(16 games)	1999
10.	235	(18 games)	2019

% NCAA Record || * Led the NCAA | # Led the SEC

ARKANSAS RAZORBACKS

RAZORBACK RECORDS

TEAM SEASON STATS BY YEAR

RAZORBACKS

Season	'51-52	'52-53	'53-54	'54-55	'55-56	'56-57	'57-58	'58-59	'59-60	'60-61	'61-62	'62-63	'63-64	'64-65	'65-66	'66-67	'67-68	'68-69	'69-70	'70-71	'71-72
Games	24	21	23	24	24	24	27	24	24	23	24	24	23	23	23	23	24	24	24	26	26
Tot. Pts.	1187	1382	1496	1727	1616	755	1628	1491	1706	1738	1730	1734	1675	1730	1727	1388	1716	1601	1724	2245	2301
Avg. Pts.	49.4	65.8	65.0	72.0	67.3	62.9	60.3	62.1	71.1	75.6	72.1	72.3	72.4	75.2	75.1	60.3	71.5	66.7	71.8	86.3	88.5
FG	435	484	505	565	571	541	625	571	599	655	614	650	647	649	658	530	638	621	699	831	840
FGA	1331	1558	1605	1579	1642	1749	1835	1572	1559	1497	1576	1556	1560	1471	1509	1188	1436	1415	1597	1754	1830
FG Pct.	.326	.311	.314	.358	.347	.309	.341	.363	.384	.437	.390	.418	.415	.441	.436	.446	.444	.439	.438	.474	.459
3-Pt. FG	--	--	--	--	--	--	--	--	--	--	--	--	--	--	--	--	--	--	--	--	--
3-Pt. Att.	--	--	--	--	--	--	--	--	--	--	--	--	--	--	--	--	--	--	--	--	--
3-Pt. Pct.	--	--	--	--	--	--	--	--	--	--	--	--	--	--	--	--	--	--	--	--	--
FT	317	414	486	597	474	469	378	349	508	428	502	434	381	432	411	328	440	359	334	583	621
FTA	547	656	755	867	715	717	598	538	684	574	647	582	524	578	548	457	597	539	488	820	882
FT Pct.	.579	.632	.643	.689	.663	.654	.632	.648	.743	.745	.776	.746	.727	.747	.750	.718	.737	.666	.700	.711	.704
Rebounds	--	924	872	1050	1147	1225	1228	1095	1117	1043	1092	1056	999	954	1010	746	952	916	934	1091	1236
Reb. Avg.	--	44.0	37.9	43.8	47.8	51.0	45.5	45.6	46.5	45.3	45.5	44.0	43.4	41.5	43.9	32.4	39.7	38.2	38.9	42.0	47.5
Assists	--	--	--	--	--	--	--	--	--	--	--	--	--	--	--	--	--	--	--	--	--
Steals	--	--	--	--	--	--	--	--	--	--	--	--	--	--	--	--	--	--	--	--	--
Blocks	--	--	--	--	--	--	--	--	--	--	--	--	--	--	--	--	--	--	--	--	--
Turnovers	--	--	--	--	--	--	--	--	--	--	--	--	--	--	--	--	--	--	--	--	--
Fouls	577	518	618	517	376	483	530	444	486	476	535	507	520	455	434	383	481	470	465	528	576

OPPONENTS

Season	'51-52	'52-53	'53-54	'54-55	'55-56	'56-57	'57-58	'58-59	'59-60	'60-61	'61-62	'62-63	'63-64	'64-65	'65-66	'66-67	'67-68	'68-69	'69-70	'70-71	'71-72
Tot. Pts.	1275	1322	1432	1715	1551	788	1580	1535	1676	1597	1665	1686	1732	1725	1631	1511	1760	1600	1836	2344	2328
Avg. Pts.	53.1	62.9	62.3	71.4	64.6	65.6	58.5	63.9	69.8	69.5	69.4	70.3	75.3	75.0	71.0	65.7	73.3	66.7	76.5	90.2	89.5
FG	460	401	414	548	558	528	532	568	593	570	578	597	620	652	611	578	641	578	693	927	901
FGA	1363	1187	1269	1463	1478	1364	1500	1425	1482	1347	1430	1460	1448	1446	1407	1251	1468	1260	1540	1873	1861
FG Pct.	.336	.337	.326	.374	.377	.387	.354	.398	.400	.423	.404	.409	.428	.451	.434	.462	.443	.459	.450	.495	.484
3-Pt. FG	--	--	--	--	--	--	--	--	--	--	--	--	--	--	--	--	--	--	--	--	--
3-Pt. Att.	--	--	--	--	--	--	--	--	--	--	--	--	--	--	--	--	--	--	--	--	--
3-Pt. Pct.	--	--	--	--	--	--	--	--	--	--	--	--	--	--	--	--	--	--	--	--	--
FT	355	520	604	619	435	523	516	399	490	457	509	492	492	421	409	355	458	444	440	491	526
FTA	571	796	953	889	633	793	753	591	703	666	716	700	696	602	573	495	639	625	610	686	787
FT Pct.	.622	.653	.634	.695	.687	.659	.685	.675	.697	.686	.712	.703	.707	.699	.714	.717	.717	.710	.738	.716	.668
Rebounds	--	803	844	939	1012	1051	1090	1031	1064	931	1035	1089	1086	975	1014	838	979	879	1109	120	1236
Reb. Avg.	--	38.2	36.7	39.1	42.2	43.8	40.4	43.0	44.3	40.5	43.1	45.4	47.2	42.4	44.1	34.9	40.8	36.6	46.2	46.6	47.5
Assists	--	--	--	--	--	--	--	--	--	--	--	--	--	--	--	--	--	--	--	--	--
Steals	--	--	--	--	--	--	--	--	--	--	--	--	--	--	--	--	--	--	--	--	--
Blocks	--	--	--	--	--	--	--	--	--	--	--	--	--	--	--	--	--	--	--	--	--
Turnovers	--	--	--	--	--	--	--	--	--	--	--	--	--	--	--	--	--	--	--	--	--
Fouls	513	438	500	508	432	430	458	406	478	400	482	424	413	428	438	384	467	425	391	630	620



The 2020-21 Arkansas Razorbacks finished runner-up in the SEC, advanced to the NCAA Elite 8 and finished among the nation's top 10 for the first time since 1995.



ARKANSAS RAZORBACKS

RAZORBACK RECORDS

TEAM SEASON STATS BY YEAR

RAZORBACKS

Season	'72-73	'73-74	'74-75	'75-76	'76-77	'77-78	'78-79	'79-80	'80-81	'81-82	'82-83	'83-84	'84-85	'85-86	'86-87	'87-88	'88-89	'89-90	'90-91	'91-92	'93-94	'92-93
Games	26	26	26	28	28	36	30	29	32	29	30	32	35	28	33	30	32	35	38	34	34	31
Tot. Pts.	2173	2212	1911	2239	2073	2705	2238	1938	2199	2054	2171	2154	2284	1955	2578	2264	2870	3345	3783*	3053	3176	2695
Avg. Pts.	83.5	85.1	73.5	80.0	74.0	75.1	74.6	66.8	68.7	70.8	72.4	67.3	65.3	69.8	78.1	75.5	89.7	95.6	99.6	89.8	93.4	86.9
FG	850	913	807	910	849	1060	849	750	850	806	833	831	899	754	908	839	1071	1229	1414	1128	1154	995
FGA	1749	2014	1524	1715	1558	1943	1587	1486	1629	1510	1586	1547	1744	1644	1997	1734	2172	2440	2820	2275	2363	2039
FG Pct.	.486	.453	.530	.531	*.545	*.546	.535	.505	.522	.534	.525	.537	.515	.459	.455	.484	.493	.504	.501	.496	.488	.488
3-Pt. FG	--	--	--	--	--	--	--	--	--	--	--	--	--	--	146	119	141	197	242	193	301*	210
3-Pt. Att.	--	--	--	--	--	--	--	--	--	--	--	--	--	--	410	328	387	500	633	516	777	532
3-Pt. Pct.	--	--	--	--	--	--	--	--	--	--	--	--	--	--	.356	.363	.354	.394	.382	.374	.387	.395
FT	473	383	297	419	375	585	540	438	499	442	505	492	486	447	616	467	587	690	713	604	567	495
FTA	689	557	417	581	577	781	753	610	722	657	799	732	750	673	892	696	868	942	975	815	834	721
FT Pct.	.687	.688	.712	.721	.650	.749	.717	.718	.691	.673	.632	.672	.648	.664	.691	.671	.676	.732	.731	.741	.680	.687
Rebounds	1193	1352	931	1118	1031	1242	1133	895	1021	862	998	992	1021	977	1261	1077	1231	1296	1540	1319	1416	1065
Reb. Avg.	45.9	52.0	35.8	39.9	36.8	34.5	37.8	30.9	31.9	29.7	33.3	31.0	29.2	34.9	38.2	35.9	38.5	37.0	40.5	38.8	41.6	34.4
Assists	--	--	269	NA	270	425	404	340	386	448	385	463	518	361	434	407	570	667	819	674	687*	582
Steals	--	--	NA	NA	169	245	143	194	249	247	277	236	232	198	313	271	372	388	467*	358	352	352
Blocks	--	--	--	--	--	147	97	76	95	64	38	55	67	114	142	139	147	172	229	170	129	97
Turnovers	--	--	NA	NA	438	560	459	404	479	431	519	525	538	431	563	433	463	455	575	500	539	451
Fouls	478	465	483	584	507	572	557	553	592	524	556	598	683	656	728	586	654	688	775	614	708	707

OPPONENTS

Season	'72-73	'73-74	'74-75	'75-76	'76-77	'77-78	'78-79	'79-80	'80-81	'81-82	'82-83	'83-84	'84-85	'85-86	'86-87	'87-88	'88-89	'89-90	'90-91	'91-92	'93-94	'92-93
Tot. Pts.	2055	2315	1707	1901	1701	2218	1878	1745	1913	1770	1836	1886	2158	1983	2434	1946	2414	2792	3054	2613	2569	2403
Avg. Pts.	79.0	89.0	65.7	67.9	60.8	61.6	62.6	60.2	59.8	61.0	61.2	58.9	61.7	70.8	73.8	64.9	75.4	79.8	80.4	76.9	75.6	77.5
FG	877	1023	693	771	707	942	757	678	767	724	765	752	845	739	886	693	875	1016	1146	959	898	838
FGA	1942	2162	1532	1698	1669	2195	1743	1442	1663	1519	1559	1557	1717	1580	2005	1626	1969	2252	2558	2124	2234	1856
FG Pct.	.452	.473	.452	.454	.424	.429	.434	.470	.461	.477	.491	.483	.492	.468	.442	.426	.444	.451	.448	.452	.402	.452
3-Pt. FG	--	--	--	--	--	--	--	--	--	--	--	--	--	--	106	136	150	190	184	233	217	190
3-Pt. Att.	--	--	--	--	--	--	--	--	--	--	--	--	--	--	314	338	442	472	511	519	732	510
3-Pt. Pct.	--	--	--	--	--	--	--	--	--	--	--	--	--	--	.338	.402	.339	.403	.360	.409	.296	.373
FT	301	269	321	359	287	334	364	389	379	323	306	382	468	505	556	424	514	570	578	462	556	537
FTA	448	398	459	542	423	486	523	563	569	464	495	555	676	761	849	628	753	807	895	707	817	843
FT Pct.	.672	.676	.699	.662	.678	.687	.696	.691	.666	.696	.618	.688	.692	.664	.655	.675	.683	.706	.646	.653	.681	.637
Rebounds	1128	1188	808	878	865	1109	884	839	928	852	820	784	962	1022	1279	989	1246	1399	1554	1196	1377	1270
Reb. Avg.	43.4	45.7	31.1	31.4	30.9	30.8	29.5	28.9	29.0	29.4	27.3	24.5	27.5	36.5	38.8	33.0	38.9	40.0	40.9	35.2	40.5	41.0
Assists	--	--	195	NA	NA	358	300	285	339	310	345	379	450	403	500	358	505	536	592	550	481	482
Steals	--	--	NA	NA	NA	182	144	151	166	186	207	196	197	153	248	164	194	208	257	207	236	185
Blocks	--	--	--	--	--	60	52	62	80	68	92	78	82	71	64	57	76	88	91	119	101	86
Turnovers	--	--	NA	NA	NA	501	342	400	486	514	574	486	541	427	596	525	689	724	854	645	725	680
Fouls	694	544	482	569	543	724	679	605	661	586	676	692	723	612	743	630	725	739	769	659	685	639



The 2021-22 Arkansas Razorbacks returned to the Elite 8, thanks to a win over #1 Gonzaga in the Sweet 16, and was ranked 8th in the final coaches poll.



ARKANSAS RAZORBACKS

RAZORBACK RECORDS

TEAM SEASON STATS BY YEAR

RAZORBACKS

Season	'94-95	'95-96	'96-97	'97-98	'98-99	'99-00	'00-01	'01-02	'02-03	'03-04	'04-05	'05-06	'06-07	'07-08	'08-09	'09-10	'10-11	'11-12	'12-13	'13-14	'14-15	'15-16
Games	39	33	32	33	34	34	31	29	28	28	30	32	35	35	30	32	31	32	32	34	36	32
Tot. Pts.	* 3416	2560	2527	2716	2675	2529	2476	2171	1726	1928	2147	2359	2487	2593	2238	2391	2191	2299	2358	2723	2787	2501
Avg. Pts.	87.6	77.6	79.0	82.3	78.7	74.4	79.9	74.9	61.6	68.9	71.6	73.7	71.1	74.1	74.6	74.7	70.7	71.8	73.7	80.1	77.4	78.2
FG	1223	947	919	984	980	931	881	775	611	678	773	841	881	936	797	829	756	808	852	928	978	883
FGA	2634	2143	2078	2208	2206	2168	1990	1777	1556	1629	1692	1837	1910	2001	1821	1859	1734	1860	1960	2105	2196	1992
FG Pct.	.464	.442	.442	.446	.444	.429	.443	.436	.393	.416	.457	.458	.461	.468	.438	.446	.436	.434	.435	.441	.445	.443
3-Pt. FG	*361	190	274	237	*296	292	273	232	170	180	182	179	212	207	202	201	204	205	192	253	238	216
3-Pt. Att.	917	586	736	671	808	832	741	694	548	573	489	533	613	607	608	579	563	580	639	698	681	544
3-Pt. Pct.	.394	.324	.372	.353	.366	.351	.368	.334	.310	.314	.372	.336	.346	.341	.332	.347	.362	.353	.300	.362	.349	.397
FT	609	476	415	511	419	375	441	389	334	392	419	498	513	514	442	532	475	478	462	614	593	519
FTA	902	763	611	788	632	622	639	598	548	577	632	720	730	758	679	782	683	692	687	846	819	748
FT Pct.	.675	.624	.679	.648	.663	.603	.690	.651	.609	.679	.663	.692	.703	.678	.651	.680	.695	.691	.672	.726	.724	.694
Rebounds	1528	1314	1155	1306	1266	1159	1100	930	1063	967	1022	1118	1234	1274	1129	1103	1063	1082	1120	1222	1290	1186
Reb. Avg.	39.2	39.8	36.1	39.6	37.2	34.1	35.5	32.1	38.0	34.5	34.1	34.9	35.3	36.4	37.6	34.5	34.3	33.8	35.0	35.9	35.8	37.1
Assists	* 721	501	509	526	563	458	476	445	275	363	435	495	521	505	390	440	373	436	475	521	579	520
Steals	* 445	300	318	356	332	379	365	305	181	220	262	266	240	241	227	232	225	265	295	287	277	236
Blocks	129	147	124	158	147	120	124	99	99	108	156	194	221	182	86	130	182	160	159	189	168	165
Turnovers	633	558	494	548	494	494	451	413	467	386	427	428	532	531	419	439	411	415	372	392	430	357
Fouls	789	678	638	680	633	705	654	654	588	555	555	541	612	662	521	598	561	618	649	706	684	687

OPPONENTS

Season	'94-95	'95-96	'96-97	'97-98	'98-99	'99-00	'00-01	'01-02	'02-03	'03-04	'04-05	'05-06	'06-07	'07-08	'08-09	'09-10	'10-11	'11-12	'12-13	'13-14	'14-15	'15-16
Tot. Pts.	3115	2442	2281	2389	2443	2372	2132	2108	1863	1921	1885	2076	2311	2392	2213	2366	2069	2231	2203	2425	2525	2390
Avg. Pts.	79.9	74.0	71.3	72.4	71.9	69.8	68.8	72.7	66.5	68.6	62.8	64.9	66.0	68.3	73.8	73.9	66.7	69.7	68.8	71.3	70.1	74.7
FG	1094	832	801	844	858	799	712	676	618	664	653	752	826	838	796	825	747	793	747	809	869	803
FGA	2503	2074	1886	2010	2056	1873	1763	1591	1475	1529	1591	1806	2009	1967	1791	1910	1813	1827	1726	1983	2031	1844
FG Pct.	.437	.401	.425	.420	.417	.427	.404	.425	.419	.434	.410	.416	.411	.426	.444	.432	.412	.434	.433	.408	.428	.435
3-Pt. FG	312	219	194	220	250	206	180	190	160	180	162	212	225	228	244	233	160	190	203	213	223	231
3-Pt. Att.	858	696	568	619	705	570	590	570	482	531	524	558	683	680	661	626	508	585	566	615	634	644
3-Pt. Pct.	.364	.315	.342	.355	.355	.361	.305	.333	.332	.339	.309	.380	.329	.335	.369	.372	.315	.325	.359	.346	.352	.359
FT	615	559	485	481	477	568	528	566	467	413	417	360	434	488	377	483	415	455	506	594	564	553
FTA	914	838	742	736	721	834	794	810	686	622	630	543	620	700	568	668	571	673	766	852	789	790
FT Pct.	.673	.667	.654	.654	.662	.681	.665	.699	.681	.664	.662	.663	.700	.697	.664	.723	.727	.676	.661	.697	.715	.700
Rebounds	1582	1362	1279	1325	1370	1374	1278	1182	911	1028	995	1111	1148	1127	1079	1187	1153	1204	1201	1340	1281	1187
Reb. Avg.	40.6	41.3	40.0	40.2	40.3	40.4	41.2	40.8	32.5	36.7	33.2	34.7	32.8	32.2	36.0	37.1	37.2	37.6	37.5	39.4	35.6	37.1
Assists	631	490	449	459	493	449	371	384	323	384	354	380	434	443	479	415	369	403	385	391	448	447
Steals	276	275	208	218	197	214	190	168	209	162	199	209	269	234	187	212	184	178	168	185	206	165
Blocks	128	109	78	112	111	97	106	91	109	93	81	120	117	138	150	148	145	153	125	105	104	140
Turnovers	785	650	663	749	618	720	666	571	372	463	508	536	487	517	455	469	446	519	561	579	567	457
Fouls	790	673	581	668	617	623	596	552	509	531	537	617	645	669	575	654	579	593	587	689	696	659

* Led NCAA || ** All-Time NCAA Record

RAZORBACKS

Season	'16-17	'17-18	'18-19	'19-20	'20-21	'21-22	'22-23
Games	36	35	34	32	32	37	36
Tot. Pts.	2855	2819	2559	2426	2604	2810	2666
Avg. Pts.	79.3	80.5	75.3	75.8	81.4	75.9	74.1
FG	997	1005	893	808	935	972	961
FGA	2166	2119	2004	1825	2071	2241	2063
FG Pct.	.460	.474	.446	.443	.451	.434	.466
3-Pt. FG	233	269	259	243	233	233	179
3-Pt. Att.	638	679	751	728	703	767	572
3-Pt. Pct.	.365	.396	.345	.334	.332	.304	.313
FT	628	540	514	567	501	633	565
FTA	825	793	769	776	677	833	810
FT Pct.	.761	.681	.668	.731	.740	.760	.698
Rebounds	1297	1207	1143	1009	1271	1399	1272
Reb. Avg.	36.0	34.5	33.6	31.5	39.7	37.8	35.3
Assists	501	501	543	381	466	512	462
Steals	278	218	276	253	251	281	302
Blocks	172	163	172	125	158	153	182
Turnovers	428	381	450	368	412	452	458
Fouls	740	701	694	638	540	624	694

OPPONENTS

Season	'16-17	'17-18	'18-19	'19-20	'20-21	'21-22	'22-23
Tot. Pts.	2659	2647	2458	2228	2264	2527	2446
Avg. Pts.	73.9	75.6	72.3	69.6	70.8	68.3	67.9
FG	901	872	817	773	813	880	847
FGA	2158	2028	1929	1808	1956	2135	1996
FG Pct.	.418	.430	.424	.428	.416	.412	.424
3-Pt. FG	263	301	270	164	248	269	189
3-Pt. Att.	792	844	811	602	737	829	608
3-Pt. Pct.	.332	.375	.333	.272	.337	.324	.311
FT	594	602	554	518	390	498	563
FTA	843	828	804	739	568	681	788
FT Pct.	.705	.727	.689	.701	.687	.731	.714
Rebounds	1320	1263	1298	1227	1144	1291	1189
Reb. Avg.	36.7	36.1	38.2	38.3	35.8	34.9	33.0
Assists	453	477	441	324	393	464	382
Steals	278	167	212	160	209	244	241
Blocks	172	125	113	95	116	128	103
Turnovers	428	490	553	512	483	549	519
Fouls	672	682	731	687	607	721	681



The 2022-23 Arkansas Razorbacks made it three-straight Sweet 16 appearances, thanks to a win over #1 seed Kansas in the NCAA second round, and was ranked 21st in the final coaches poll.



ARKANSAS RAZORBACKS

RAZORBACK RECORDS

100-POINT GAMES AND SCORING MARGINS

When Arkansas Scores 100 (139-5)

AP Rank Ark Opp	Opponent	Result	Score	Year
10 --	U.S. International	W	166-101	12/09/89
-- --	Mississippi Valley State	W	142-62	11/25/20
20 --	Troy State	W	137-70	12/10/96
6 --	Montevallo	W	131-63	02/05/94
-- --	Baylor	W	131-109	02/29/72
-- --	Alcorn State	W	130-68	11/13/09
-- --	Texas Southern	W	129-63	12/28/93
-- --	Bethune-Cookman	W	128-46	12/04/91
16 --	Jackson State	W	127-74	11/22/96
2 --	vs Jackson State (LR)	W	126-88	12/29/90
1 --	Delaware State	W	123-66	12/11/93
16 --	vs Quincy College (PB)	W	123-60	01/02/91
10 --	vs Jackson State (PB)	W	123-76	12/21/92
8 --	Montevallo	W	122-64	02/25/95
-- --	FIU	W	121-89	12/01/18
-- --	Grambling	W	121-66	12/30/00
3 --	Centenary	W	121-94	12/06/94
2 --	Missouri	W	120-68	12/02/93
5 23 vs	Texas (SWC)	W	120-89	03/10/91
-- --	vs Loyola-Marymount (NCAA)	W	120-101	03/16/89
22 --	Providence	W	118-79	01/23/99
-- --	Tulsa	W	118-69	02/25/89
-- --	Northwestern State	W	117-78	12/01/15
4 --	at Auburn	W	117-105	01/15/94
2 --	vs Georgia State (NCAA)	W	117-76	03/15/91
11 --	vs Delaware State (LR)	W	117-75	12/26/89
-- --	Alcorn State	W	116-75	12/02/95
20 --	Northwestern State	W	115-47	12/20/00
9 --	vs Baylor (SWC)	W	115-75	03/10/90
13 --	Mississippi State	W	115-58	02/20/93
-- --	Northwestern Illinois	W	114-56	11/16/97
12 --	at Ole Miss	W	114-93	01/18/92
3 --	vs Louisiana Tech (LR)	W	114-97	12/15/90
2 --	vs Louisiana-Monroe (PB)	W	114-92	12/31/90
13 --	Texas A&M	W	114-100	02/21/90
2 --	at Texas Tech	W	113-86	01/12/91
2 --	Texas A&M	W	113-88	01/23/91
-- --	at Rice	W	113-108	03/04/72
-- --	Longwood	W	112-63	11/18/12
3 --	Kansas State	W	112-88	12/01/90
-- --	Rice	W	112-87	02/27/88
-- --	Southeastern Louisiana	W	111-65	12/03/13
21 --	Northwestern State	W	111-76	12/04/93
3 --	at Texas A&M	W	111-72	02/23/91
-- --	Rice	W	111-68	02/11/76
-- --	Ole Miss	W	110-80	03/05/14
16 --	Auburn	W	110-92	01/04/92
2 15	Oklahoma	W	110-88	11/16/90
-- --	Baylor	L	110-111 (OT)	03/02/71

AP Rank Ark Opp	Opponent	Result	Score	Year
-- --	Hardin Simmons	W	110-101 (OT)	01/07/71
-- --	vs TCU	W	110-89	03/01/55
2 --	at Florida State	W	109-92	01/21/91
5 --	vs Rice (SWC)	W	109-80	03/09/91
6 --	Texas	W	109-100	01/25/90
6 --	at Alabama-Birmingham	W	109-95	01/27/90
-- --	vs Southern Utah (PB)	W	109-76	01/24/89
-- --	TCU	W	109-99	02/19/74
18 --	Bethune-Cookman	W	108-42	12/02/97
1 --	at LSU	W	108-105 (OT)	03/02/94
5 --	vs Texas A&M (SWC)	W	108-61	03/08/91
-- --	vs Rice (SWC)	W	108-72	03/10/89
13 --	Alabama State	W	108-65	12/15/82
14 --	TCU	W	108-65	02/10/79
-- --	TCU	W	108-77	03/05/64
-- --	Portland State	W	107-69	11/18/05
24 --	Jackson State	W	107-78	11/22/00
16 --	Auburn	W	107-83	02/21/98
2 --	Vanderbilt	W	107-70	11/14/90
-- --	Houston	W	107-79	03/06/89
-- --	Pittsburg State	W	107-82	12/10/70
7 23	LSU	W	106-92 (OT)	03/03/92
3 --	Baylor	W	106-74	02/26/91
20 --	Morgan State	W	106-57	12/13/86
-- --	Baylor	W	106-71	03/02/85
-- --	Rice	W	106-81	02/09/74
8 --	LSU	W	105-81	01/31/95
9 8	at Kentucky	W	105-88	01/25/92
2 1	UNLV	L	105-112	02/10/91
11 --	at South Alabama	W	105-90	11/29/89
-- --	Texas	W	105-82	2/8/89
-- 14	vs Florida State (LR)	L	105-112 (OT)	01/18/89
-- --	at Rice	W	105-79	03/31/73
-- --	Oral Roberts	W	104-69	12/19/17
-- --	UTSA	W	104-71	01/04/14
-- 2	Auburn	W	104-88	02/24/99
-- 11	Missouri	W	104-93	12/05/95
2 --	Alabama-Birmingham	W	104-72	01/30/91
12 --	Rice	W	104-80	03/03/90
-- --	Missouri-St. Louis	W	104-78	01/06/73
-- --	TCU	W	104-94	03/5/63
-- --	Rice	W	104-84	01/30/62
-- --	vs Ole Miss (LR)	W	104-72	12/20/52
23 --	Alabama State	W	103-48	12/31/97
-- --	North Carolina A&T	W	103-49	11/30/95
4 --	Jackson State	W	103-87	11/30/94
2 --	vs Tulsa (NCAA)	W	103-84	03/25/94
3 --	at Texas	W	103-96 (OT)	02/04/90
-- --	South Alabama	W	103-71	01/02/89
-- 6	Kansas	W	103-86	12/06/86

AP Rank Ark Opp	Opponent	Result	Score	Year
-- --	SMU	W	103-96	02/24/73
-- --	Rice	W	103-95	02/05/72
-- --	vs UConn (Portland, Ore.)	W	102-67	11/26/17
-- --	UT Martin	W	102-56	12/19/13
-- --	Alcorn State	W	102-59	12/28/99
-- --	Prairie View A&M	W	102-50	12/18/04
-- --	Texas-Arlington	W	102-95	11/22/99
16 --	vs Tennessee (SEC)	W	102-96	03/06/98
1 --	Alabama	W	102-81	02/16/94
9 --	vs Oregon (LR)	W	102-75	11/26/89
-- --	Eastern New Mexico	W	102-55	12/30/75
-- --	Rockhurst	W	102-72	12/09/71
-- --	Mississippi State	W	102-71	12/13/52
12 --	at South Carolina	W	101-73	03/02/21
-- --	Bucknell	W	101-73	11/12/17
24 --	at Auburn	W	101-87	02/10/15
-- --	Northern Arizona (NIT)	W	101-75	03/12/96
3 --	vs Iowa (Honolulu)	W	101-92	12/30/94
14 2	Kentucky	W	101-94	02/10/93
10 --	Tulsa	W	101-87	12/23/92
13 --	at LSU	W	101-90	01/11/92
16 --	at South Alabama	W	101-82	12/30/91
2 --	Texas	W	101-89	01/10/91
2 --	South Alabama	W	101-91	12/11/90
-- --	Alcorn State	W	101-55	12/15/87
-- --	Sedalia (Mo.) AAB	W	101-73	12/01/45
-- --	Central Arkansas	W	100-75	12/12/20
-- --	Northwestern State	W	100-94	12/28/14
-- --	Maryland-Eastern Shore	W	100-40	01/02/01
20 --	North Texas	W	100-77	12/30/98
14 17	Ole Miss	W	100-87	02/05/98
15 --	at Louisville	W	100-83	12/09/97
7 --	Ole Miss	W	100-83	03/7/92
2 --	Rice	W	100-87	02/02/91
3 --	Texas Tech	W	100-77	02/07/90
12 --	Houston	W	100-89	01/22/90
12 --	at Texas A&M	W	100-84	01/20/90
-- --	vs Texas (SWC)	W	100-76	03/12/89
-- --	TCU	W	100-60	02/11/89
-- --	at Texas A&M	W	100-97 (2OT)	02/24/87
-- --	TCU	W	100-65	01/17/76
-- --	MacMurray (Ill.)	W	100-66	01/04/75
-- --	Western Kentucky	L	100-102	12/03/73
-- --	Texas A&M	W	100-89	01/22/72
-- --	Oklahoma	L	100-115	01/05/71

DID YOU KNOW: The 166 points scored by Arkansas versus U.S. International set the NCAA record at the time.

LARGEST WINNING MARGINS

Margin	Opponent	Score	Date
1. 82	Bethune-Cookman	128-46	12/04/91
2. 80	Mississippi Valley State	142-62	11/25/20
3. 74	at Ozark Athletic Club	81-7	1925-26 opener
4. 68	Northwestern (La.) State	115-47	12/20/00
68	Montevallo	131-63	02/05/94
6. 67	Troy State	137-70	12/10/96
7. 66	Bethune-Cookman	108-42	12/02/97
66	Texas Southern	129-63	12/28/93
66	Baylor	94-28	01/05/45
10. 65	U.S. International	166-101	12/09/89
11. 64	Sedalia AAB	101-37	12/01/45
12. 63	Quincy College (PB)	123-60	01/02/92
13. 62	Alcorn State	130-68	11/13/68
14. 61	Fort Smith High School Faculty	69-8	01/01/24
15. 60	Maryland-Eastern Shore	100-40	01/02/01
60	Baylor	90-30	01/06/45

LARGEST LOSING MARGINS

Margin	Opponent	Score	Date
1. 51	at Ole Miss	117-66	12/10/73
2. 40	at Mississippi State	79-39	12/15/51
3. 38	Parks Clothiers AAU	66-28	12/22/38
4. 37	at Kentucky	76-39	12/13/48
5. 35	at Cincinnati	92-57	01/18/97
35	Cincinnati (NCAA)	97-62	03/15/58
7. 34	at Baylor	110-76	01/24/70
8. 33	at Texas	79-46	01/04/11
9. 32	at Mississippi State	78-46	02/09/16
32	at Florida	75-43	01/22/11
32	Pittsburgh (Honolulu, Hawaii)	114-82	12/29/86

LARGEST SEC WINNING MARGINS

Margin	Opponent	Score	Date
1. 57	Mississippi State	115-58	02/20/93
2. 44	Missouri	87-43	01/12/22
3. 36	at Vanderbilt	84-48	03/06/19
36	Auburn	95-59	01/22/05
5. 35	LSU	87-52	02/10/10
6. 34	Mississippi State	98-64	01/21/97
7. 33	at Missouri	94-61	01/12/16
33	Auburn	75-42	02/11/97
9. 32	Georgia	97-65	02/21/23
10. 30	Georgia	99-69	01/09/89
30	Ole Miss	110-80	03/05/14
12. 29	Alabama	87-58	01/20/01
13. 28	at South Carolina	101-73	03/02/21
14. 27	Alabama	88-61	01/06/07
15. 26	Mississippi State	96-70	01/23/13
26	LSU	87-61	02/20/08
26	South Carolina	79-53	01/22/94
26	Ole Miss	87-61	01/05/94
19. 25	LSU	82-57	01/11/97
20. 24	Auburn	107-83	02/21/98
24	LSU	105-81	01/31/95
22. 23	Vanderbilt	56-33	01/12/13
23	Ole Miss	69-46	01/05/05
23	Tennessee	77-54	02/05/97
25. 22	Georgia	89-67	03/01/09
22	Auburn	74-52	02/04/04
22	LSU	86-64	01/27/99
22	at Ole Miss	85-63	02/27/93
29. 21	Alabama	102-81	02/16/94
21	at Ole Miss	114-93	01/18/92
21	Mississippi State	99-78	01/15/92

LARGEST SEC LOSING MARGINS

Margin	Opponent	Score	Date
1. 32	at Mississippi State	46-78	02/09/16
32	at Florida	43-75	01/22/11
3. 31	at Alabama	59-90	01/16/21
31	at Kentucky	70-101	01/23/10
5. 30	at Missouri	63-93	03/05/13
30	Florida	68-98	02/18/12
30	at Mississippi State	54-84	02/08/03
8. 29	vs. LSU (SEC)	56-85	03/13/03
9. 25	at Alabama	58-83	03/08/14
25	at Mississippi State	55-80	01/15/05
25	at Auburn	76-101	01/06/96

LARGEST HALFTIME COMEBACK WINS

Down	Opponent	Final Score	Date
1. 21 (49-28)	at Houston	W, 62-61	01/06/79
2. 18 (45-27)	vs. Ole Miss (at Memphis)	W, 68-66	12/08/51
3. 15 (37-22)	at Georgia	W, 72-68	02/03/10
15 (51-36)	LSU	W, 1036-92 OT	03/03/92
5. 14 (46-32)	vs. Oklahoma (Honolulu)	W, 86-84	12/28/94
14 (49-35)	Memphis	W, 81-76	12/02/92
7. 13 (37-24)	Alabama	W, 65-63	02/21/06
13 (54-51)	Missouri-St. Louis	W, 91-84	12/21/70

Note: Arkansas has rallied to win from at least 10 points down at halftime a total of 21 times. The most recent was a 12-point deficit to Auburn (43-31) to win 75-73 versus Auburn on Jan. 20, 2021.





Lee Mayberry set the program record for games played with 139 and also made a record 96 straight starts along the way.

Individual

Consecutive Games Started

96, Lee Mayberry (11/27/88 - 02/23/91)

Most Games Played in a Career

139, Lee Mayberry (89-92)

Consecutive Free Throws Made

48, Rickey Medlock (12/21/74 - 03/04/75, 20 games)

Consecutive Games with a 3-Point Field Goal

60, Pat Bradley (1997-98)

Most Points in Consecutive Games

82, Martin Terry

^ 35 at TCU (02/20/73)

^ 47 vs. SMU (02/24/73)

Double-Doubles in a Career

42, Dean Tolson (1972-74)

36, Joe Kleine (1983-85)

34, Derek Hood (1996-99)

Double-Doubles in a Season

18, Derek Hood (1999)

16, Jaylin Williams (2022); Moses Kingsley (2016)

Dean Tolson (1974)

15, Joe Kleine (1984); Dean Tolson (1973)

Consecutive Double-Doubles

9, Dean Tolson (02/02/74 - 03/02/74)

7, Jaylin Williams (02/08/22 - 03/02/22)

6, Derek Hood (02/20/99 - 03/07/99)

Triple-Doubles

Alvin Robertson

23 pts, 11 rebs, 10 ast at Texas - W, 70-66 (01/19/84)

Courtney Fortson

20 pts, 10 rebs, 11 ast vs. NC Central - W, 98-70 (12/10/08)

Team

All-Time Record

1,784-997 (.641), 100 seasons

All-Time Conference Record

869-578 (.601)

All-Time SEC Record

284-249 (.533), 32 seasons

All-Time SWC Record

585-329 (.640), 68 seasons

All-Time Conference Tournament Record

53-40 (.570)

All-Time SEC Tournament Record

30-30 (.500)

All-Time SWC Tournament Record

23-10 (.697)

All-Time NCAA Tournament Record

50-35 (.588)

All-Time Record as a Ranked Team

Overall: 434-131 (.768)

Home: 200-18 (.917)

Away: 111-61 (.645)

Neutral: 123-52 (.703)

All-Time Record as a AP Top 10 Ranked Team

Overall: 204-48 (.810)

Home: 83-5 (.943)

Away: 53-21 (.716)

Neutral: 67-22 (.753)

All-Time Record as a AP Top Five Team

Overall: 109-23 (.826)

Home: 47-2 (.959)

Away: 28-13 (.683)

Neutral: 34-8 (.810)

All-Time Record as the AP No. 1-Ranked Team

Overall: 16-4 (.800)

Home: 8-0 (1.000)

Away: 6-2 (.750)

Neutral: 2-2 (.500)

All-Time Record vs. Ranked Teams

Overall: 114-168 (.404)

Home: 57-38 (.600)

Away: 16-67 (.193)

Neutral: 40-63 (.388)

All-Time Record vs. AP Top 10 Teams

Overall: 37-83 (.308)

Home: 20-14 (.588)

Away: 5-33 (.132)

Neutral: 11-36 (.234)

All-Time Record vs. AP Top Five Teams

Overall: 19-52 (.268)

Home: 12-9 (.571)

Away: 1-21 (.045)

Neutral: 6-24 (.200)

All-Time Record vs. AP No. 1 Ranked Teams

Overall: 3-11 (.214)

Home: 1-2 (.333)

Away: 0-2 (.000)

Neutral: 2-7 (.222)

All-Time Record in AP Top 25 Matchups

Overall: 48-52 (.480)

Home: 18-6 (.750)

Away: 4-16 (.200)

Neutral: 26-30 (.464)

Barnhill Arena All-Time Record

304-94 (.764)

Bud Walton Arena All-Time Record

419-94 (.817)

"Home" Neutral Games at:

Blytheville: 2-0 (1.000)

El Dorado: 1-0 (1.000)

Fort Smith: 2-0 (1.000)

Jonesboro: 1-0 (1.000)

Little Rock: 79-21 (.790)

Marion: 1-0 (1.000)

North Little Rock: 17-10 (.630)

Pine Bluff: 28-2 (.933)

Consecutive Winning Seasons

26 (1924-49)

Consecutive Non-Losing Seasons

28 (1924-51)

Consecutive Season-Opening Wins

25 (1924-48)

Longest Winning Streak

31 Games (1927-29)

Consecutive Conference Wins

21 (1926-29)

Consecutive Conference Losses

9 (1970-71)

Fewest Wins

5 (69-70, 70-71)

Fewest Losses

1 (27-28, 28-29)

Fewest Points

519 (16 games 1926-27)

643 (20 games or more 1929-30)

Greatest Scoring Margin

19.2 (90-91)

Lowest Scoring Average

28.0 (29-30, 643 in 23 games)

Worst Winning Percentage

.192 (5 wins 21 losses, 1970-71)

Most Points Allowed

3115 (1994-95; 39 games)

Fewest Points Allowed

374 (16 games; 1926-27)

448 (20 games or more 1925-26)

Longest Losing Streak

10 games (1970-71)

Fewest Personal Fouls

434 (1965-66)

Fewest Rebounds

862 (1981-82)

Smallest Margin of Victory

73 one-point games

(Last game 72-71 vs Kansas, 03/18/23)

Smallest Margin of Defeat

66 one-point games

(Last game 68-67 at Alabama, 02/12/22)

Most Points in a Loss

110 vs. Baylor (111) OT, 03/2/71

All-Time Overtime Record

69-58 (.543) in all OT games

- 61-55 (.526) in single OT

- 8-2 (.800) in double OT

- 0-1 (.000) in triple OT

Last OT Game

Arkansas (71) vs San Diego State (74), 11/23/22

Last 2 OT Game

Arkansas (80) at Georgia (77), 01/23/18

Last 3 OT Game

Arkansas (84) at Houston (90), 2/9/80

Most OT Games in a Season

5, 2x, last in 2015-16 (2 wins, 3 losses)

Most Points Opponent Floor

117 (Arkansas 117, Auburn 105, 1/15/94)

Most Points Neutral Floor

120 (Arkansas 120, Texas 89, 3/10/91; Arkansas

120, Loyola-Marymount 101, 3/16/89)

Most Points 1st Half

78 vs. US International, 12/9/89

Most Points 2nd Half

88 vs. US International, 12/9/89

Most Points in OT

19 vs. LSU (106-92), 3/3/92; Arkansas 19, LSU 5

Fewest Points in OT

3 at Ga Tech (62-61), 11/25/19; Arkansas 3, Ga Tech 2

Fewest Points, Both Teams

28 (SMU 17, Arkansas 11 in 1923)

Fewest Points Allowed

6 (Arkansas 64, Fort Smith National Guard 6 in 1925)

Modern Record for Fewest Points Allowed (since 1935)

14 (Arkansas 39, Baylor 14 in 1936)

ARKANSAS RAZORBACKS

RAZORBACK RECORDS

NCAA/NIT RESULTS

NCAA Tournament Results (50-35, .588)

36 NCAA Tournament Bids [35 appearances*]

* - The 1944 team earned an NCAA bid but was unable to participate due to an automobile accident prior to the tournament
next to team indicates NCAA tournament seed - (# in parenthesis indicate team's AP ranking unless otherwise noted)

2023 WEST REGIONAL		#8 seed
1st RD:	#9 Illinois	W 73 63
2nd RD:	#1 (#4) Kansas	W 72 71
Sweet 16: #4 (#10) UConn		L 65 88

2022 WEST REGIONAL		#4 seed (#17)
1st RD:	#13 Vermont	W 75 71
2nd RD:	#12 New Mexico State	W 53 48
Sweet 16: #1 (#1) Gonzaga		W 74 68
ELITE 8: #2 (#9) Duke		L 69 78

2021 SOUTH REGIONAL		#3 seed (#10)
1st RD:	#14 Colgate	W 85 68
2nd RD:	#4 seed (#21) Texas Tech	W 68 66
Sweet 16: #15 Oral Roberts		W 72 70
ELITE 8: #1 (#3) Baylor		L 72 81

2018 EAST REGIONAL		#7 seed
1st RD:	#10 Butler	L 62 79

2017 SOUTH REGIONAL		#8 seed
1st RD:	#9 Seton Hall	W 77 71
2nd RD:	#1 (#6) North Carolina	L 65 72

2015 WEST REGIONAL		#5 seed (#21)
*1st RD:	#12 Wofford	W 56 53
*2nd RD:	#4 (#15) North Carolina	L 78 87

* First Four was considered 1st Rd game in 2015, followed by Rds 2 & 3

2008 EAST REGIONAL		#9 seed
1st RD:	#8 (#24 coaches) Indiana	W 86 72
2nd RD:	#1 (#1) North Carolina	L 77 108

2007 EAST REGIONAL		#12 seed
1st RD:	#5 Southern California	L 60 77

2006 OAKLAND REGIONAL		#8 seed
1st RD:	#9 Bucknell	L 55 59

2001 WEST REGIONAL		#7 seed
1st RD:	#10 (#21) Georgetown	L 61 63

2000 SOUTH REGIONAL		#11 seed
1st RD:	#6 (#23) Miami (Fla.)	L 71 75

1999 WEST REGIONAL		#4 seed (#17)
1st RD:	#13 Siena	W 94 80
2nd RD:	#5 (#21) Iowa	L 72 82

1998 WEST REGIONAL		#6 seed (#17)
1st RD:	#11 Nebraska	W 74 65
2nd RD:	#3 (#7) Utah	L 65 69

1996 EAST REGIONAL		#12 seed
1st RD:	#5 (#18) Penn State	W 86 80
2nd RD:	#4 (#20) Marquette	W 65 56
Sweet 16: #1 (#1) Massachusetts		L 63 79

1995 MIDWEST REGIONAL		#2 seed (#6)
1st RD:	#15 Texas Southern	W 79 78
2nd RD:	#7 (#25) Syracuse (OT)	W 96 95
Sweet 16: #6 Memphis (OT)		W 96 91
ELITE 8: #4 (#13) Virginia		W 68 61

FINAL FOUR

Semifinal:	#2 (#4) North Carolina	W 75 68
Final:	#1 (#1) UCLA	L 78 89

NATIONAL RUNNER-UP

1994 MIDWEST REGIONAL		#1 seed (#2)
1st RD:	#16 North Carolina A&T	W 94 79
2nd RD:	#9 Georgetown	W 85 73
Sweet 16: #12 Tulsa		W 103 84
ELITE 8: #3 (#11) Michigan		W 76 68

FINAL FOUR

Semifinal:	#2 (#9) Arizona	W 91 82
Final:	#2 (#6) Duke	W 76 72

NATIONAL CHAMPION

1993 EAST REGIONAL		#4 seed (#14)
1st RD:	#13 Holy Cross	W 94 64
2nd RD:	#5 St. John's	W 80 74
Sweet 16: #1 (#4) North Carolina		L 74 80

1992 MIDWEST REGIONAL		#3 seed (#9)
1st RD:	#14 Murray State	W 80 60
2nd RD:	#6 Memphis	L 80 82

1991 SOUTHEAST REGIONAL		#1 seed (#2)
1st RD:	#16 Georgia State	W 117 76
2nd RD:	#8 Arizona State	W 97 90
Sweet 16: #4 (#19) Alabama		W 93 70
ELITE 8: #3 (#12) Kansas		L 81 93

1990 MIDWEST REGIONAL		#4 seed (#7)
1st RD:	#13 Princeton	W 68 64
2nd RD:	#12 Dayton	W 86 84
Sweet 16: #8 North Carolina		W 96 73
ELITE 8: #10 Texas		W 88 85

FINAL FOUR

Semifinal:	#3 (#15) Duke	L 83 97
------------	---------------	---------

1989 MIDWEST REGIONAL		#5 seed
1st RD:	#12 Loyola-Marymount	W 120 101
2nd RD:	#4 (#12) Louisville	L 74 93

1988 SOUTHEAST REGIONAL		#11 seed
1st RD:	#6 Villanova	L 74 82

1985 WEST REGIONAL		#9 seed
1st RD:	#8 Iowa	W 63 54
2nd RD:	#1 (#3) St. John's	L 65 68

1984 EAST REGIONAL		#2 seed (#8)
*2nd RD:	#7 Virginia (OT)	L 51 53

* earned 1st rd bye

1983 MIDEAST REGIONAL		#4 seed (#9)
*2nd RD:	#5 Purdue	W 78 68
Sweet 16: #1 (#2) Louisville		L 63 65

* earned 1st rd bye

1982 MIDWEST REGIONAL		#4 seed (#12)
* 2nd RD:	#5 Kansas State	L 64 65

* earned 1st rd bye

1981 MIDWEST REGIONAL		#5 seed (#12)
1st RD:	#12 Mercer	W 73 67
2nd RD:	#4 (#12) Louisville	W 74 73
Sweet 16: #1 (#4) LSU		L 56 72

1980 MIDWEST REGIONAL		#10 seed
1st RD:	#7 Kansas State	L 53 71

1979 MIDWEST REGIONAL		#2 seed (#5^)
*2nd RD:	#7 Weber State	W 74 63
Sweet 16: #3 (#13) Louisville		W 73 62
ELITE 8: #1 (#1) Indiana State		L 71 73

* earned 1st rd bye

^ Arkansas was ranked #7 for the Weber State game

1978 WEST REGIONAL		#2L seed (#5^)
NOTE: The 8-team regions had 4 automatic qualifiers (Q) and 4 at-large selections (L)		
1st RD:	#4Q Weber State	W 73 52
Sweet 16: #1Q (#2) UCLA		W 74 70
ELITE 8: #4L Cal State Fullerton		W 61 58

FINAL FOUR

Semifinal:	#2Q (#1) Kentucky	L 59 64
Consolation:	#2L (#6) Notre Dame	W 71 69

NATIONAL 3RD-PLACE

^ Arkansas was ranked #7 for the Weber State game

1977 MIDWEST REGIONAL		(#8)
1st RD:	Wake Forest	L 80 86

1958 MIDWEST REGIONAL		
Sweet 16: (#18) Oklahoma State		L 40 65
Consolation: (#3) Cincinnati		L 62 97

1949 WESTERN REGIONAL		(#20)
ELITE 8: Oregon State		L 38 56
Consolation: Wyoming		W 61 48

1945 WESTERN REGIONAL		
ELITE 8: Oregon		W 79 76

FINAL FOUR

Semifinal:	Oklahoma State +	L 41 68
------------	------------------	---------

+ known as Oklahoma A&M then

1944

Team earned an NCAA Berth but did not participate due to automobile accident

1941 WESTERN REGIONAL		
ELITE 8: Wyoming		W 52 40

FINAL FOUR

Semifinal:	Washington State+	L 53 64
------------	-------------------	---------

National Invitation Tournament Results (6-5, .545)

2019 (#5)	at #4 Providence	W 72 84
	at #1 Indiana	L 60 63

2014 (#3)	#6 Indiana State	W 91 71
	at #2 California	L 64 75

1997	Northern Arizona	W 101 75
	Pittsburgh	W 76 71
	UNLV	W 86 73

NIT FINAL FOUR (New York, N.Y.)

vs. Michigan (semis)	L 62 77
vs UConn (3rd place)	L 64 74

1987	Arkansas State (OT)	W 67 64
	at Nebraska	L 78 71



Individual Records

Points

Game: 34, Mario Credit vs. Loyola-Marymount, 3/16/89
 Career: 291, Corliss Williamson (1993-95 - 15 gms)

Field Goals Made

Game: 14, Mario Credit vs. Loyola-Marymount, 3/16/89 (21 att)
 14, Todd Day vs. Alabama, 3/21/91 (24 att)

Career: 123, Corliss Williamson (1993-95 - 207 att - 15 gms)

Field Goals Attempted

Game: 24, Todd Day vs. Alabama, 3/21/89 (14 made)
 24, Corliss Williamson vs. Duke, 4/4/94 (10 made)

Career: 207, Corliss Williamson (1993-95 - 123 made - 15 gms)

Field Goal Percentage (min 9 attempts)

Game: 1.000, Steve Schall vs. Weber State, 3/11/79 (9-9)
 .909, Oliver Miller vs. Murray State, 3/19/92 (10-11)
 .909, Lenzie Howell vs. Loyola-Marymount, 3/16/89 (10-11)

3-Point Field Goals Made

Game: 7, Dwight Stewart vs. Texas Southern, 3/17/95 (10 att)
 Career: 36, Scotty Thurman (1993-95 - 92 att - 15 gms)

3-Point Field Goals Attempted

Game: 12, Chris Walker vs. Iowa, 3/13/99 (6 made)
 Career: 92, Scotty Thurman (1993-95 - 36 made - 15 gms)

3-Point Field Goal Percentage (min 5 attempts)

Game: .800, Chris Walker vs. Siena, 3/11/99 (4-5)
 .800, Scotty Thurman vs. Memphis, 3/24/95 (4-5)

Free Throws Made

Game: 13, Sidney Moncrief vs. Louisville, 3/15/79 (14 att)
 Career: 57, Corliss Williamson (1993-95 - 82 att - 15 gms)

Free Throws Attempted

Game: 14, Darrell Walker vs. Purdue, 3/19/83 (7 made)
 14, Sidney Moncrief vs. Louisville, 3/15/79 (13 made)
 Career: 82, Corliss Williamson (1993-95 - 57 made - 15 gms)

Free Throw Percentage (min 8 attempts)

Game: 1.000, Scott Hastings vs. Louisville, 3/14/81 (8-8)
 .909, Michael Qualls vs. North Carolina 3/21/15 (10-11)
 Career: .901, Darrell Hawkins, 20-22 (1989-90, '91-92 - 9 gms)

Rebounds

Game: 15, Jaylin Williams vs. New Mexico State, 3/19/22
 Career: 111, Corliss Williamson (1993-95 - 15 gms)

Offensive Rebounds

Game: 11, Justin Smith vs. Oral Roberts, 3/27/21

Defensive Rebounds

Game: 13, Jaylin Williams vs. New Mexico State, 3/19/22

Assists

Game: 12, Keith Wilson vs. Loyola-Marymount, 3/16/89
 Career: 69, Lee Mayberry (1989-92 - 13 gms)

Steals

Game: 8, JD Notae Ivs. New Mexico State, 3/19/22
 8, Darrell Hawkins vs. Holy Cross, 3/18/93
 8, Alvin Robertson vs. Purdue, 3/19/83
 8, Alvin Robertson vs. Virginia, 3/18/84
 Career: 31, Lee Mayberry (1989-92 - 13 gms)

Blocks

Game: 5, Corliss Williamson vs. Tulsa, 3/25/94
 Career: 23, Oliver Miller (1989-92 - 13 gms)

Turnovers

Game: 10, Jim Counce vs. Wake Forest, 3/12/77

Minutes Played

Game: 45, Joe Kleine vs. Virginia, 3/18/84
 45, Alvin Robertson vs. Virginia, 3/18/84
 Career: 483, Corliss Williamson (1993-95 - 15 gms)

Team Records

Points

Most: 120, vs. Loyola-Marymount, 3/16/89
 Least: 38, vs. Oregon State, 3/18/49

Margin of Victory

41 (117-76), vs. Georgia State, 3/15/91

Field Goals Made

Most: 47, vs. Loyola-Marymount, 3/16/89 (81 att)
 Least: 13, vs. Oregon State, 3/18/49 (63 att)

Field Goals Attempted

Most: 98, vs. Louisville, 3/18/89 (35 made)
 Least: 42, vs. Virginia, 3/18/84 (20 made)

Field Goal Percentage

High: .680, vs. Wake Forest, 3/12/77 (31-63)
 Low: .206, vs. Oregon State, 3/18/49 (13-63)

3-Point Field Goals Made

Most: 15, vs. Siena, 3/11/99 (30 att)
 Least: 1, vs. Oral Roberts, 3/27/21 (9 att)
 1, vs. Texas, 3/24/90 (11 att)

3-Point Field Goals Attempted

Most: 37, vs. Iowa, 3/13/99 (12 made)
 Least: 7, vs. Seton Hall, 3/17/17 (3 made)
 7 vs. Princeton, 3/15/90 (3 made)

3-Point Field Goal Percentage

High: .600, vs. Georgetown, 3/20/94 (6-10)
 Low: .091, vs. Texas, 3/24/90 (1-11)

Free Throws Made

Most: 31, vs. Georgia State, 3/15/91 (42 att)
 Least: 3, vs. Cal State-Fullerton, 3/18/78 (6 att)

Free Throws Attempted

Most: 42, vs. Georgia State, 3/15/91 (31 made)
 Least: 6, vs. Cal State-Fullerton, 3/18/78 (3 made)

Free Throw Percentage (min 10 attempts)

High: .905, vs. Nebraska, 3/12/98 (19-21)
 Low: .425, vs. Mercer, 3/12/81 (19-40)

Rebounds

Most: Overall: 54, vs. Marquette, 3/16/96
 Offense: 25, vs. Marquette, 3/16/96
 Defense: 36, vs. Loyola-Marymount, 3/16/89
 Least: Overall: 19, vs. Purdue, 3/19/83
 Offense: 5, vs. North Carolina A&T, 3/18/94
 5, vs. Butler, 3/16/18
 Defense: 15, vs. St. John's 3/20/93

Assists

Most: 32, vs. Georgia State, 3/15/91
 Least: 3, vs. Villanova, 3/18/88

Steals

Most: 18, vs. Holy Cross, 3/18/93
 Least: 0, vs. Texas Tech, 3/21/21
 0, vs. Indiana State, 3/17/79

Blocks

Most: 8, vs. Georgia State, 3/15/91
 Least: 0, twice

Turnovers

Most: 25, vs. Massachusetts, 3/21/96
 Least: 5, vs. Vermont, 3/17/22

Opponent Team Records

Points

Most: 108, by North Carolina, 3/23/08
 Least: 40, by Wyoming, 3/21/41

Least in a Half: 17, by New Mexico State, 3/19/22

Margin of Victory

31, (108-77) by North Carolina, 3/23/08

Field Goals Made

Most: 44, by North Carolina, 3/23/08 (65 att)
 Least: 15, by Marquette, 3/21/96 (56 att)

Field Goals Attempted

Most: 98, by Loyola-Marymount, 3/16/89 (35 made)
 Least: 39, by St. John's, 3/16/85 (23 made)

Field Goal Percentage

High: .677, by North Carolina, 3/23/08 (44-65)
 Low: .268, by Marquette, 3/16/96 (15-56)

3-Point Field Goals Made

Most: 12, by Colgate, 3/19/21 (27 att)
 Least: 1, by Louisville, 3/18/89 (5 att)

3-Point Field Goals Attempted

Most: 36, by Tulsa, 3/25/96 (10 made)
 Least: 4, by Utah, 3/14/98 (3 made)

3-Point Field Goal Percentage

High: .750, by Utah, 3/14/98 (3-4)
 .666, by Memphis, 3/21/92 (6-9)
 .583, by Miami (Fla.), 3/17/00 (7-12)
 Low: .182, by Georgia State, 3/15/91 (2-11)

Free Throws Made

Most: 29, by North Carolina, 3/21/15 (37 att)
 Least: 2, by UCLA, 3/16/78 (8 att)

Free Throws Attempted

Most: 39, by Duke, 3/31/90 (28 made)
 Least: 5, by Virginia, 3/18/84 (3 made)

Free Throw Percentage

High: .920, by Southern California, 3/16/07 (23-25)
 Low: .250, by UCLA, 3/16/78 (2-8)

Rebounds

Most: Overall: 60, by Loyola-Marymount, 3/16/89
 Offense: 28, by Loyola-Marymount, 3/16/89
 Defense: 35, by Louisville, 3/18/89
 Least: Overall: 20, by Indiana State, 3/17/79
 Offense: 4, by Nebraska, 3/12/98
 Defense: 12, by Nebraska, 3/12/98

Assists

Most: 28, by North Carolina, 3/23/08
 28, by Louisville, 3/18/89
 Least: 7, by Utah, 3/14/98

Steals

Most: 16, by North Carolina A&T, 3/18/94
 Least: 0, several times

Blocks

Most: 8, by Louisville, 3/14/81
 Least: 0, several times

Turnovers

Most: 32, by Georgia State, 3/15/91
 Least: 7, by Wofford, 3/19/15
 7, by North Carolina, 3/23/08
 7, by Indiana State, 3/17/79

ARKANSAS RAZORBACKS

RAZORBACK RECORDS

Opponent	Meetings	Record
Abilene Christian	1	1-0
Air Force	2	1-1
Akron	1	0-1
Alabama	68	36-32
Alabama A&M	1	1-0
Alabama-Birmingham	4	2-2
Alabama State	8	8-0
Alaska-Anchorage	1	1-0
Albright (Pa.)	1	0-1
Alcorn State	5	5-0
American University (PR)	1	0-1
Appalachian State	2	1-1
Arizona	8	6-2
Arizona State	2	1-1
Arkansas State	5	5-0
Arkansas Tech	1	1-0
Auburn	59	38-21
Austin Peay	5	5-0
Baylor	145	96-49
Bethune-Cookman	3	3-0
Biscayne	1	1-0
Boise State	1	1-0
Bradley	1	1-0
Brigham Young	1	0-1
Bucknell	2	1-1
Butler	2	0-2
California	3	1-2
Cal Davis	2	2-0
Cal Santa Barbara	1	0-1
Cal State-Bakersfield	1	1-0
Cal State-Fullerton	1	1-0
California Hayward	1	1-0
Canisius (N.Y.)	1	0-1
Centenary	26	22-4
Central Arkansas	6	6-0
Central Florida	1	1-0
Central Michigan	1	1-0
Central Missouri College	1	1-0
Central Missouri	3	3-0
Central Oklahoma State	2	2-0
Chaminade	1	1-0
Charleston Southern	2	2-0
Charlotte	2	2-0
Chicago State	1	1-0
Cincinnati	5	2-3
City College of N.Y	2	2-0
Clemson	3	2-1
Coastal Carolina	2	2-0
Colgate	1	1-0
College of Charleston	1	1-0
College of Ozarks	3	3-0
Colorado State	2	2-0
Connecticut (UConn)	5	1-4
Cornell	1	0-1
Creighton	3	1-2
Culver-Stockton (Mo.)	1	1-0
Dayton	3	2-1
Delaware State	6	6-0
Denver University	1	1-0
DePaul	1	0-1
Drake	1	1-0
Drury College	11	10-1
Duke	4	2-2
East Central Oklahoma	3	3-0
Eastern Kentucky	2	2-0
Eastern Michigan	1	1-0
East New Mexico	1	1-0
East Tennessee State	2	1-1
Elon	2	21-0
Evansville	1	1-0
Florida	41	15-26
Florida A&M	4	4-0
Florida Gulf Coast	1	1-0

Opponent	Meetings	Record
Florida International (FIU)	1	1-0
Florida State	2	1-1
Fordham	3	2-1
Fort Wayne	1	1-0
Fresno State	2	2-0
Gardner-Webb	2	2-0
Georgetown	4	2-2
Georgia	42	26-16
Georgia Southern	1	1-0
Georgia State	2	2-0
Georgia Tech	7	2-5
Gonzaga	1	1-1
Grambling	5	5-0
Hardin-Simmons	4	3-1
Hartford	1	1-0
Hawai'i	2	2-0
Hendrix	8	8-0
High Point	1	1-0
Hofstra	3	2-1
Holy Cross	1	1-0
Houston	40	22-18
Idaho State	2	0-2
Illinois	6	1-5
Illinois State	1	0-1
Indiana	5	3-2
Indiana State	5	3-2
Iona	1	1-0
Iowa	5	2-3
Iowa State	5	1-4
Jackson State	12	12-0
Jacksonville State	1	1-0
Jacksonville University	1	1-0
Kansas	14	6-8
Kansas State	12	4-8
Kent State	1	1-0
Kentucky	48	14-34
Kentucky Wesleyan	1	0-1
Lamar Tech	1	1-0
LaSalle	1	0-1
Little Rock	1	1-0
Lipscomb	2	2-0
Long Island	1	0-1
Longwood	1	1-0
Louisiana-Lafayette	3	2-1
Louisiana-Monroe	9	8-1
Louisiana State (LSU)	77	42-35
Louisiana Tech	6	6-0
Louisville	8	4-4
Loyola (Calif.)	2	3-0
Loyola (Chicago)	1	0-1
Loyola (New Orleans)	1	1-0
MacMurray (Ill.)	1	1-0
Maine	1	1-0
Marist	1	1-0
Marquette	1	1-0
Maryland	3	1-2
Maryland-Eastern Shore	1	1-0
Massachusetts	0	0-2
McNeese State	1	1-0
Memphis	21	11-10
Mercer	6	5-1
Mexico University	1	1-0
Miami (Fla.)	1	0-1
Michigan	7	3-4
Michigan State	2	0-2
Minnesota	6	4-2
Mississippi (Ole Miss)	85	52-33
Mississippi College	1	1-0
Mississippi State	68	35-33
Mississippi Valley State	6	6-0
Missouri	60	33-27
Missouri State	24	18-6
Missouri-Kansas City	1	1-0

SERIES RECORD VERSUS ALL OPPONENTS

Opponent	Meetings	Record
Missouri-St. Louis	5	4-1
Missouri Western	1	1-0
Montana	1	1-0
Montana State	1	1-0
Montevallo	3	3-0
Morgan State	2	1-1
Mount St. Mary's	1	1-0
Murray State	6	4-2
Nebraska	8	6-2
New Mexico State	3	3-0
New York University	3	0-3
Nicholls State	1	1-0
North Carolina	10	3-7
North Carolina A&T	3	3-0
North Carolina Central	1	1-0
North Carolina-Asheville	1	1-0
North Carolina-Greensboro	2	2-0
North Carolina State	1	0-1
North Dakota State	2	2-0
North Florida	2	2-0
North Texas	16	16-0
Northeastern (Okla.) State	24	24-0
Northeastern Illinois	1	1-0
Northern Arizona	1	1-0
Northern Iowa	1	1-0
Northern Kentucky	1	1-0
Northwestern (La.) State	11	10-1
Northwestern Oklahoma State	1	1-0
Notre Dame	1	1-0
Oakland	2	2-0
Ohio State	3	2-1
Oklahoma	30	17-13
Oklahoma City	12	8-4
Oklahoma State	53	15-38
Oral Roberts	14	12-2
Oregon	4	3-0
Oregon State	1	0-1
Ouachita Baptist	1	1-0
Penn	1	1-0
Penn State	1	1-0
Pepperdine	1	1-0
Pittsburg (Kan.) State	24	16-8
Pittsburgh	4	2-2
Portland State	1	1-0
Prairie View A&M	1	1-0
Princeton	1	1-0
Providence	4	2-2
Purdue	2	1-1
Quincy College	1	1-0
Radford	1	1-0
Rice	144	103-41
Rider College	1	1-0
Robert Morris	1	1-0
Rockhurst	4	4-0
St. John's	2	1-1
Saint Louis	10	3-7
Saint Peter's	2	2-0
Sam Houston State	4	4-0
Samford	3	3-0
San Diego State	3	3-0
San Francisco	2	2-0
San Francisco State	1	0-1
San Jose State	1	1-0
Santa Clara	1	1-0
Savannah State	2	2-0
Seton Hall	2	2-0
Siena	1	1-0
SIU-Edwardsville	1	1-0
South Alabama	7	6-1
South Carolina	38	23-15
South Dakota	2	2-0
South Dakota State	1	1-0
Southeast Missouri State	9	8-1

Opponent	Meetings	Record
Southeastern Louisiana	5	5-0
Southeastern (Okla.) State	11	9-2
Southern (La.)	3	3-0
Southern Colorado	1	1-0
Southern California	3	0-3
Southern Illinois	6	4-2
SMU	155	96-59
Southern Mississippi	6	5-1
Southern Utah	2	2-0
Southwestern (Kan.) State	1	0-1
Southwestern (Tenn.)	1	1-0
Stanford	2	0-2
Stephen F. Austin	5	5-0
St. Joseph's (Pa.)	1	1-0
Syracuse	2	1-1
Tennessee	47	22-25
Tennessee-Chattanooga	1	1-0
Tennessee-Martin	3	3-0
Tennessee State	3	3-0
Tennessee Tech	1	1-0
Texas	155	87-68
Texas-Arlington	9	9-0
Texas-Pan American	2	2-0
Texas-San Antonio	6	6-0
Texas A&M	167	106-61
Texas Christian	143	105-38
Texas Southern	7	7-0
Texas State	4	4-0
Texas Tech	80	40-40
Texas Wesleyan	1	1-0
Toledo	1	1-0
Troy	6	5-1
Tulane	5	5-0
Tulsa	61	37-24
UCLA	3	1-2
UNLV	3	1-2
U.S. International	1	1-0
USC Upstate	1	1-0
Utah	1	0-1
Utah State	1	0-1
Utah Valley	2	2-0
Valparaiso	1	1-0
Vanderbilt	43	29-14
Vermont	1	1-0
Villanova	3	0-3
Virginia	7	3-4
Virginia Commonwealth	1	1-0
VMI	3	2-1
Wabash	1	1-0
Wake Forest	8	3-5
Washburn	1	0-1
Washington (Mo.)	2	2-0
Washington State	1	0-1
Weber State	2	2-0
West Virginia	2	2-0
Western Carolina	2	1-1
Western Illinois	3	3-0
Westminster (Pa.)	1	0-1
West Texas State	3	2-1
Western Kentucky	8	4-4
Wichita State	2	1-1
Winthrop	1	1-0
Wisconsin	1	0-1
Wisconsin-Milwaukee	1	1-0
Wisconsin-Parkside	1	1-0
Wofford	2	2-0
Wyoming	3	2-1



ARKANSAS RAZORBACKS

RAZORBACK RECORDS

ABILENE CHRISTIAN			
Arkansas leads.....	1-0		
Home.....	1-0		
12/20/20	W 85-72	H	
AIR FORCE			
Series Tied.....	1-1		
Away.....	0-1		
Neutral.....	1-0		
12/08/75	L 59-58	A	
11/27/76	W 72-54	N (LR)	
AKRON			
Arkansas trails.....	0-1		
Home.....	0-1		
11/18/15	L 88-80	H	
ALABAMA			
Arkansas leads.....	36-32	SEC: 29-29	
<i>(Arkansas joined SEC in '91-'92)</i>			
Home.....	20-7	SEC: 20-7	
Away.....	8-23	SEC: 8-21	
Neutral.....	8-2	SEC: 1-1	
01/21/48	W 42-35	N (Memphis)	
12/27/49	W 41-33	N (Oklahoma City)	
12/28/50	W 46-34	N (Oklahoma City)	
12/28/54	L 84-67	N (Houston)	
12/21/60	W 83-76	N (LR)	
1967-68	L 82-65	A	
1968-69	W 52-48	N (LR)	
12/10/86	20/18	L 87-76	A
12/23/87	W 80-55	N (LR)	
03/21/91	2/19	W 93-70	N (Charlotte)
01/08/92	13/16	L 65-63	A
02/22/92	10/14	W 90-87	H
03/14/92	6/17	L 90-89	N (Birmingham)
01/12/93	9/-	W 74-66	H
02/13/93	14/-	L 93-82	A
01/08/94	1/-	L 66-64	A
02/16/94	1/-	W 102-81	H
01/24/95	9/-	L 88-70	H
02/15/95	10/18	W 86-80	A
03/11/95	5/20	W 69-58	N (Atlanta)
01/23/96	W 71-63	H	
02/28/96	L 98-89	A	
01/15/97	W 72-68	A	
02/26/97	W 73-53	H	
01/24/98	18/-	W 77-70	H
02/28/98	12/-	L 65-63	A
01/20/99	22/-	L 67-60	H
02/27/99	L 84-79	A	
01/19/00	L 73-64	A	
02/09/00	W 81-66	H	
01/20/01	-1/5	W 87-58	H
02/28/01	-1/20	W 66-63	A
01/30/02	-7/1	L 109-94	A
02/20/02	-5/5	W 67-59	H
01/08/03	-4/4	L 61-51	A
02/05/03	-1/2	W 81-70	H
01/14/04	L 81-65	A	
03/03/04	L 72-68 (OT)	H	
01/11/05	-2/1	L 64-61	H
02/16/05	-1/6	L 72-63	A
01/18/06	L 78-75 (OT)	A	
02/21/06	W 65-63	H	
01/06/07	-8	W 88-61	H
01/27/07	-1/2	W 63-57	A
01/13/08	W 71-67 (OT)	H	
02/27/08	L 59-56	A	
01/29/09	W 89-80	H	
02/25/09	L 88-67	A	
01/16/10	W 71-59	H	
02/13/10	L 73-68	A	
01/15/11	W 70-65	H	
02/19/11	L 69-56	A	
01/28/12	L 72-66	A	
02/23/12	L 79-68	H	
01/31/13	L 59-56	A	
02/05/14	W 65-58	H	
03/08/14	L 83-58	A	
01/22/15	W 93-91 (OT)	H	
03/02/16	W 62-61	A	
02/01/17	W 87-68	H	
02/21/18	W 76-73	A	
03/09/19	W 82-70	H	
02/01/20	W 82-78	A	
01/16/21	-2/4	L 90-59	H
02/24/21	20/6	W 81-66	H
02/12/22	L 68-67	A	
01/11/23	15/4	L 84-69	H
02/25/23	-2	L 86-83	A

ALABAMA A&M			
Arkansas leads.....	1-0		
Home.....	1-0		
12/22/12	W 95-68	N (NLR)	
ALABAMA-BIRMINGHAM (UAB)			
Arkansas leads.....	2-2		
Home.....	1-2		
Away.....	1-0		
01/27/90	6/-	W 109-95	A
01/30/91	2/-	W 104-72	H
01/02/10	-2/4	L 73-72	H
11/26/10	L 70-65 (OT)	N (NLR)	
ALABAMA STATE			
Arkansas leads.....	8-0		
Home.....	6-0		
Neutral.....	2-0		
12/15/82	13/-	W 108-65	H
12/21/83	W 86-80	H	
12/01/85	W 87-69	N (LR)	
12/02/91	11/-	W 96-80	N (PB)
12/31/97	23/-	W 103-48	H
11/17/98	19/-	W 73-43	H
12/16/09	W 76-51	H	
11/16/14	W 97-79	H	
ALASKA-ANCHORAGE			
Arkansas leads.....	1-0		
Neutral.....	1-0		
01/07/81	W 92-58	N (PB)	
ALBRIGHT (PA.)			
Albright leads.....	1-0		
Away.....	0-1		
12/29/43	L 47-40	A	
ALCORN STATE			
Arkansas leads.....	4-0		
Home.....	4-0		
12/15/87	W 101-55	H	
12/02/95	W 116-75	H	
12/28/99	W 102-59	H	
11/13/09	W 130-68	H	
12/15/12	W 97-59	H	
AMERICAN UNIVERSITY (PR)			
Arkansas trails.....	0-1		
Away.....	0-1		
12/24/97	12/-	L 64-59	A
APPALACHIAN STATE			
Series tied.....	1-1		
Home.....	1-0		
Neutral.....	0-1		
12/22/07	L 74-67	N (NLR)	
11/20/09	W 81-72 (OT)	H	
ARIZONA			
Arkansas leads.....	6-2		
Home.....	2-1		
Away.....	1-0		
Neutral.....	3-1		
03/10/49	W 65-44	H	
12/24/52	W 68-51	N (Dallas)	
12/29/66	W 65-61	N (Los Angeles)	
11/23/90	2/3	L 89-77	N (New York)
12/21/91	19/2	W 65-59	H
12/06/92	-1/9	W 86-80	A
04/02/94	2/9	W 91-82	N (Charlotte)
11/17/95	16/-	L 83-73	H
ARIZONA STATE			
Series tied.....	1-1		
Neutral.....	1-1		
03/17/91	2/-	W 97-90	N (Atlanta)
11/23/12	L 83-68	N (Las Vegas)	
ARKANSAS STATE			
Arkansas leads.....	5-0		
Home.....	3-0		
Away.....	1-0		
Neutral.....	1-0		
1924-25	W 31-9	H	
1925-26	W 32-14	H	
1926-27	W 42-12	H	
01/22/48	W 76-59	A	
03/13/87	W 67-64 (NIT Postseason)	H	

ARKANSAS TECH			
Arkansas leads.....	1-0		
Home.....	1-0		
11/28/50	13/-	W 50-45	H
AUBURN			
Arkansas leads.....	38-21	SEC: 38-20	
<i>(Arkansas joined SEC in '91-'92)</i>			
Home.....	23-5	SEC: 23-5	
Away.....	13-15	SEC: 13-15	
Neutral.....	2-1	SEC: 2-0	
12/28/67	L 65-58	N (Oklahoma City)	
01/04/92	16/-	W 110-92	H
02/26/92	9/-	W 82-74	A
01/23/93	8/-	L 100-89	A
03/06/93	13/-	L 81-80	A
01/15/94	4/-	W 117-105	A
02/26/94	1/-	W 91-81	H
01/14/95	5/-	L 104-90	A
03/04/95	7/-	W 68-66	H
01/06/96	L 101-76	A	
02/17/96	W 87-77	H	
01/08/97	W 56-55	A	
02/11/97	W 75-42	H	
01/21/98	18/-	W 79-65	A
02/21/98	16/-	W 107-83	H
01/06/99	18/14	L 83-66	A
02/24/99	-1/2	W 104-88	H
02/05/00	-1/0	L 73-55	A
03/05/00	-1/9	W 64-55	H
03/12/00	W 75-67	N (Atlanta)	
01/17/01	W 82-72	H	
02/14/01	L 71-63	A	
01/05/02	W 83-77	H	
02/02/02	W 62-60	A	
01/11/03	L 52-37	H	
03/05/03	L 69-54	A	
01/21/04	L 70-63	A	
02/04/04	W 74-52	H	
01/22/05	W 95-59	A	
03/05/05	L 77-64	H	
01/21/06	W 68-52	A	
02/11/06	W 84-64	H	
02/07/07	W 65-57	H	
02/21/07	L 67-59	A	
01/10/08	W 76-70	A	
03/08/08	W 77-64	H	
01/24/09	L 73-51	A	
02/11/09	L 75-62	H	
02/06/10	W 82-79 (OT)	H	
02/20/10	L 92-83	A	
01/25/11	W 73-64	H	
02/26/11	W 57-55	A	
01/25/12	W 56-53	H	
02/25/12	W 77-71	A	
01/16/13	W 88-80 (2OT)	H	
02/13/13	W 83-75	H	
01/25/14	W 86-67	H	
02/10/15	24/-	W 101-87	A
02/17/16	L 90-86	H	
02/25/17	W 79-68	A	
01/06/18	22/-	L 88-77	A
02/27/18	-1/4	W 91-82	H
02/20/19	L 79-56	A	
02/04/20	-1/1	L 79-76 (OT)	H
12/30/20	W 97-85	A	
01/20/21	W 75-73	H	
02/08/22	-1	W 80-76 (OT)	H
01/07/23	13/22	L 72-59	A
03/09/23	W 76-73	N (Nashville)	
AUSTIN PEAY			
Arkansas leads.....	5-0		
Home.....	5-0		
12/30/83	W 68-63	H	
12/17/08	W 89-80	H	
12/03/16	W 99-62	H	
12/28/18	W 76-65	H	
12/03/19	W 69-61	H	
BAYLOR			
Arkansas leads.....	96-49		
Home.....	53-11		
Away.....	37-33		
Neutral.....	6-5		
02/18/24	L 33-29	A	
02/19/24	W 28-14	A	
01/23/25	W 39-14	H	
01/24/25	W 23-14	H	
01/22/26	W 22-9	A	
01/23/26	W 19-14	A	
02/03/28	W 59-21	A	
02/04/28	W 34-21	A	
1928-29	W 59-24	H	

ALL-TIME SERIES VERSUS ALL OPPONENTS

1928-29	W 71-23	H	02/01/75	L 73-69	A	
1929-30	W 30-23	A	03/08/75	W 83-64	H	
1929-30	W 27-21	A	01/26/76	L 84-81	A	
02/13/31	L 29-27	H	02/24/76	W 86-64	H	
02/14/31	W 29-25	H	01/29/77	15/-	W 68-59	A
02/05/32	L 34-28	A	02/10/77	13/-	W 77-57	H
02/06/32	W 42-31	A	01/23/78	6/-	W 56-55 (OT)	A
02/24/33	W 34-19	H	02/13/78	1/-	W 82-56	H
02/25/33	W 39-30	H	01/22/79	11/-	L 70-67	H
02/02/34	W 31-29	A	02/12/79	14/-	W 71-62	A
02/03/34	L 31-20	A	01/15/80	W 71-57	H	
1934-35	W 37-27	A	02/07/80	W 70-51	A	
1934-35	W 48-30	H	01/17/81	L 67-58	A	
02/14/36	W 44-26	A	02/10/81	W 67-50	H	
02/13/36	W 39-14	A				

ARKANSAS RAZORBACKS

RAZORBACK RECORDS

ALL-TIME SERIES VERSUS ALL OPPONENTS

CALIFORNIA-DAVIS

Arkansas leads.....	2-0
Home.....	2-0
11/20/08	W 68-59 H
11/12/18	W 81-58 H

CAL-SANTA BARBARA

Arkansas trails.....	0-1
Away.....	0-1
12/01/73	L 109-80 A

CAL STATE-BAKERSFIELD

Arkansas leads.....	1-0
Home.....	1-0
12/27/17	W 95-68 H

CAL STATE-FULLERTON

Arkansas leads.....	1-0
Neutral.....	1-0
03/18/78	W 61-58 N (Albuquerque)

CAL STATE-HAYWARD

(* - now known as Cal State Univ. East Bay)

Arkansas leads.....	1-0
Home.....	1-0
11/29/76	W 89-59 H

CANISIUS (N.Y.)

Arkansas trails.....	0-1
Away.....	0-1
12/11/48	L 60-51 A

CENTENARY

Arkansas leads.....	22-4
Home.....	13-3
Away.....	6-1
Neutral.....	3-0

1/29/26	W 69-21	H
1/30/26	W 43-9	H
12/21/59	W 75-55	H
12/17/60	W 71-61	H
12/13/65	W 90-61	A
12/12/66	L 81-80	H
12/11/67	W 85-65	A
12/19/67	W 90-82	N (LR)
12/09/68	W 64-61	A
12/17/68	W 79-50	N (LR)
12/28/68	W 56-48	N (LR)
12/19/70	W 71-61	A
01/04/73	L 80-72	H
01/03/74	L 98-96	H
01/07/75	L 74-72	A
12/16/78	W 77-57	H
12/03/78	W 65-53	H
12/08/79	W 70-62	A
12/16/80 19/-	W 78-64	H
12/12/81 11/-	W 87-60	A
12/04/82 16/-	W 79-51	A
12/06/94 3/-	W 121-94	H
12/18/97 13/-	W 61-48	H
12/30/99	W 73-55	N (NLR)
11/28/00 25/-	W 88-57	H
12/28/02	W 75-51	H

CENTRAL ARKANSAS *

* - known as Arkansas St. Normal School in 1923-24
* - known as Arkansas St. Teachers College 1925-67

Arkansas leads.....	8-0	
Home.....	5-0	
Away.....	3-0	
01/11/24	W 62-27	H
01/12/24	W 34-14	H
12/19/33	W 54-30	A
12/23/35	W 42-38	A
12/24/35	W 66-27	A
02/01/47	W 59-39	H
12/12/20	W 100-75	H
12/01/21 10/-	W 97-60	H

CENTRAL FLORIDA (UCF)

Arkansas leads.....	1-0	
Neutral.....	1-0	
11/24/84 17/-	W 59-45	N (PB)

CENTRAL MICHIGAN

Arkansas leads.....	1-0	
Home.....	1-0	
12/05/06	W 75-59	H

CENTRAL MISSOURI COLLEGE

(* - now known as Central Methodist)

Arkansas leads.....	1-0	
Home.....	1-0	
11/27/51	W 52-42	H

CENTRAL MISSOURI

Arkansas leads.....	3-0	
Neutral.....	3-0	
1937-38	W 43-36	N (Oklahoma City)
1939-40	W 60-46	N (Oklahoma City)
1941-42	W 44-36	N (Oklahoma City)

CENTRAL OKLAHOMA STATE

Arkansas leads.....	2-0	
Home.....	2-0	
12/17/41	W 43-23	H
12/18/41	W 42-25	H

CHAMINADE

Arkansas leads.....	1-0	
Neutral.....	1-0	
11/26/91 2/-	W 99-84	N (Maui)

CHARLESTON SOUTHERN *

(* - known as Baptist College in 1984-85)

Arkansas leads.....	2-0	
Home.....	2-0	
12/14/84	W 74-55	H
11/20/15	W 93-75	H

CHARLOTTE

Arkansas leads.....	2-0	
Home.....	2-0	
12/28/11	W 80-67	H
12/07/21 12/-	W 86-66	H

CHICAGO STATE

Arkansas leads.....	1-0	
Neutral.....	1-0	
11/27/87	W 78-68	N (PB)

CINCINNATI

Arkansas trails.....	2-3	
Home.....	0-1	
Away.....	0-1	
Neutral.....	2-1	
03/15/58	-/3 L 97-62	N (Lawrence)
12/29/94 3/20	W 84-75	N (Honolulu)
12/09/95	-/17 L 82-67	H
01/18/97	-/14 L 92-57	A
11/23/21 12/-	W 73-67	N (Kansas City)

CITY COLLEGE OF NEW YORK

Arkansas leads.....	2-0	
Away.....	2-0	
12/28/43	W 39-37	A
12/16/44	W 59-47	A

CLEMSON

Arkansas leads.....	2-1	
Home.....	1-0	
Away.....	0-1	
Neutral.....	1-0	
12/29/61	W 62-60	N (Greenville, S.C.)
12/07/13	W 74-68	H
12/07/14 18/-	L 68-65 (OT)	A

COASTAL CAROLINA

Arkansas leads.....	2-0	
Neutral.....	2-0	
01/02/88	W 81-59	N (LR)
12/28/92	W 93-74	N (LR)

COLGATE

Arkansas leads.....	1-0	
Neutral.....	1-0	
03/19/21 10/-	W 85-68	N (Indianapolis)

COLLEGE OF CHARLESTON

Arkansas leads.....	1-0	
Neutral.....	1-0	
11/15/07 18/-	W 75-49	N (San Juan, PR)

COLLEGE OF THE OZARKS

Arkansas leads.....	3-0	
Away.....	3-0	
1924-25	W 27-18	A
12/30/27	W 53-27	A
12/31/27	W 59-20	A

COLORADO STATE

Arkansas leads.....	2-0	
Home.....	1-0	
Away.....	1-0	
12/05/17	W 92-66	H
12/05/18	W 98-74	A

CONNECTICUT (UCONN)

Arkansas trails.....	1-4	
Away.....	0-1	
Neutral.....	1-3	
03/27/97	L 74-64	N (New York City)
11/21/05	-/3 L 77-68	N (Maui)
12/03/11	-/8 L 75-62	A
11/26/17	W 102-67	N (Portland)
03/23/23	-/10 L 88-65	N (Las Vegas)

CORNELL

Arkansas trails.....	0-1	
Neutral.....	0-1	
12/29/72	L 78-77	N (LR)

CREIGHTON

Creighton leads.....	1-2	
Away.....	0-1	
Neutral.....	1-1	
12/17/32	L 29-28	A
12/29/62	W 73-61	N (Oklahoma City)
11/22/22 9/10	L 90-87	N (Maui)

CULVER-STOCKTON (MO.)

Arkansas leads.....	1-0	
Home.....	1-0	
12/08/47	W 68-36	H

DAYTON

Arkansas leads.....	2-1	
Home.....	1-0	
Away.....	0-1	
Neutral.....	1-0	
03/17/90 7/-	W 86-84	N (Austin)
12/13/14	W 69-55	H
12/30/15	L 85-81 (OT)	A

DELAWARE STATE

Arkansas leads.....	6-0	
Home.....	5-0	
Neutral.....	1-0	
12/26/89 11/-	W 117-75	N (LR)
12/11/93 1/-	W 123-66	H
11/24/07	W 89-67	H
12/07/09	W 71-53	H
01/05/13	W 86-51	H
11/21/14	W 99-71	H

DENVER UNIVERSITY

Arkansas leads.....	1-0	
Neutral.....	1-0	
12/27/44	W 50-36	N (Oklahoma City)

DEPAUL

Arkansas trails.....	0-1	
Neutral.....	0-1	
01/01/44	L 59-30	N (Buffalo)

DRAKE

Arkansas leads.....	1-0	
Home.....	1-0	
12/14/36	W 31-22	H

DRURY COLLEGE

Arkansas leads.....	10-1	
Home.....	7-0	
Away.....	3-1	
12/21/27	W 39-20	A
1928-29	W 52-25	H
1928-29	W 42-22	H
01/02/30	L 28-25	A
01/01/32	W 45-26	A
01/16/32	W 35-14	H
12/16/38	W 44-21	H
12/17/38	W 27-19	H
12/13/40	W 62-17	H

DUKE

Arkansas leads.....	2-2	
Neutral.....	2-2	
03/31/90 7/15	L 97-83	N (Denver)
11/21/90 2/6	W 98-88	N (New York)
04/04/94 2/6	W 76-72	N (Charlotte)
03/26/22 17/9	L 78-69	N (San Francisco)

EAST CENTRAL OKLAHOMA

Arkansas leads.....	3-0	
Home.....	2-0	
Away.....	1-0	
1934-35	W 50-21	A
1941-42	W 54-28	N (Oklahoma City)
12/09/42	W 50-35	H

EASTERN KENTUCKY

Arkansas leads.....	2-0	
Home.....	1-0	
Neutral.....	1-0	
12/20/80 19/-	W 80-74	N (LR)
12/20/11	W 71-57	H

EASTERN MICHIGAN

Arkansas leads.....	1-0	
Neutral.....	1-0	
11/22/04	W 82-64	N (St. Thomas, V.I.)

EASTERN NEW MEXICO

Arkansas leads.....	1-0	
Home.....	1-0	
12/30/75	W 102-55	H

EAST TENNESSEE STATE

Series tied.....	1-1	
Home.....	1-1	
12/05/83	W 79-50	H
11/27/09	L 94-85	H

ELON

Arkansas leads.....	2-0	
Home.....	2-0	
12/29/01	W 96-52	H
12/21/21	W 81-55	H

EVANSVILLE

Arkansas leads.....	1-0	
Home.....	1-0	
12/08/15	W 89-76	H

FLORIDA

Arkansas trails.....	15-26	SEC: Same
(* Arkansas joined the SEC in '91-'92)		
Home.....	10-7	SEC: Same
Away.....	3-14	SEC: Same
Neutral.....	2-5	SEC: Same
01/22/92 9/-	W 75-62	H
02/06/93 17/-	W 74-66	A
02/12/94 3/20	W 99-87	A
02/28/95 7/-	W 94-85	H
01/03/96	W 75-60	H
01/05/97	L 75-62	A
01/14/98 22/-	W 89-84	H
02/16/99	-/23 L 74-61	A
03/05/99 22/21	W 75-74	N (Atlanta)
02/15/00	-/11 L 80-71	H
02/10/01	-/8 L 73-63	A
01/26/02	-/5 W 94-92 (OT)	H
02/01/03	-/4 L 77-66	A
02/28/04	L 73-68	H
01/08/05	L 82-74	A
02/18/06	-/10 W 85-81 (OT)	H
03/10/06	-/16 L 74-71	N (Nashville)
01/09/07	-/2 L 79-72	A
03/11/07	-/6 L 77-56	N (Atlanta)
02/02/08	-/20 W 80-61	H
01/17/09	L 80-65	H
03/12/09	L 73-58	N (Tampa)
01/21/10	L 71-66	H
01/22/11	L 75-43	H
02/18/12	-/14 L 98-68	H
02/05/13	-/2 W 80-69	H
02/23/13	-/5 L 71-54	A
01/11/14	-/10 L 84-82 (OT)	A
01/31/15	L 57-56	A
02/03/16	L 87-83	A
03/10/16	L 68-61	N (Nashville)
12/29/16	-/25 L 81-72	H
03/01/17	-/12 L 78-65	A

01/17/08	L 88-73	A
03/09/18	-/23 W 80-72	N (St. Louis)
01/09/19	L 57-51	H
03/14/19	L 66-50	N (Nashville)
02/18/20	L 73-59	A
02/16/21 24/-	W 75-64	H
02/22/22 18/-	W 82-74	A
02/18/23	W 84-65	H

FLORIDA A&M

ARKANSAS RAZORBACKS

RAZORBACK RECORDS

01/18/03	-20	L	81-64	H
01/31/04		L	71-50	A
02/09/05		W	62-47	H
03/05/06		W	74-57	A
03/09/06		W	80-67	N (Nashville)
01/17/07		L	67-64	H
01/19/08		L	82-69	A
03/16/08		L	66-57	N (Atlanta)
03/01/09		W	89-67	H
02/03/10		W	72-68	A
03/11/10		L	77-64	N (Nashville)
02/02/11		L	60-59	H
02/08/12		L	81-59	A
02/21/13		W	62-60	H
01/18/14		L	66-61 (OT)	A
03/01/14		W	87-75	H
01/06/15	23/-	W	79-75	A
03/14/15	21/-	W	60-49	N (Nashville)
01/23/16		L	76-73 (OT)	A
03/04/17		W	85-67	H
01/23/18		W	80-77 (20T)	A
01/29/19		W	70-60	H
02/29/20		L	99-89	A
01/09/21		W	99-69	H
02/02/22		W	99-73	A
02/21/22		W	97-65	H

GEORGIA SOUTHERN

Arkansas leads.....1-0
Home.....1-0

12/01/71		W	93-91	H
----------	--	---	-------	---

GEORGIA STATE

Arkansas leads.....2-0
Home.....1-0
Neutral.....1-0

12/13/72		W	70-39	H
03/15/91	2/-	W	117-76	N (Atlanta)

GEORGIA TECH

Arkansas trails.....2-5
Home.....0-1
Away.....1-2
Neutral.....1-2

12/30/61		W	72-42	N (Greenville, S.C.)
01/29/65		L	93-83	A
01/28/66		L	88-75	A
12/26/84		L	72-52	N (Honolulu)
11/26/15		L	83-73	N (Brooklyn)
12/19/18		L	69-65	H
11/25/19		W	62-61 (OT)	A

GONZAGA

Series Tied.....1-1
Neutral.....1-1

11/27/13	-11	L	91-81	N (Maui)
03/24/22	17/1	W	76-68	N (San Francisco)

GRAMBLING STATE

Arkansas leads.....5-0
Home.....4-0
Neutral.....1-0

11/28/86		W	84-65	N (PB)
12/31/00		W	121-66	H
11/25/03		W	64-46	H
11/28/10		W	75-52	H
11/26/11		W	86-44	H

HARDIN-SIMMONS

Arkansas leads.....3-1
Home.....3-0
Away.....0-1

12/12/64		W	68-63	H
12/05/70		L	112-96	A
01/17/71		W	110-101	H
12/19/77	4/-	W	86-55	H

HARTFORD

Arkansas leads.....1-0
Home.....1-0

12/23/04		W	87-55	H
----------	--	---	-------	---

HAWAII

Arkansas leads.....2-0
Away.....2-0

12/01/77		W	79-60	A
12/02/77		W	78-53	A

HENDRIX

Arkansas leads.....8-0
Home.....8-0

02/08/24		W	28-18	H
02/09/24		W	39-21	H
01/09/25		W	40-16	H
01/10/25		W	34-25	H
01/08/26		W	43-25	H
01/09/26		W	39-21	H
01/20/28		W	69-30	H
01/21/28		W	50-24	H

HIGH POINT

Arkansas leads.....1-0
Home.....1-0

12/28/13		W	89-48	H
----------	--	---	-------	---

HOFSTRA

Arkansas leads.....2-1
Home.....1-0
Neutral.....1-1

12/12/74		W	63-58	H
01/04/78	3/-	W	95-70	N (PB)
12/18/21	24/-	L	89-81	N (NLR)

HOLY CROSS

Arkansas leads.....1-0
Neutral.....1-0

03/18/93		W	94-64	N (Winston-Salem)
----------	--	---	-------	-------------------

HOUSTON

Arkansas leads.....22-18
Home.....14-4
Away.....6-13
Neutral.....2-1

01/15/76		L	72-71	A
12/12/76		W	92-47	H
01/08/77	18/-	W	81-70	H
02/05/77	14/-	W	82-80	A
03/05/77	7/-	W	80-74	A
01/18/78	3/-	W	84-65	H
02/18/78	1/-	L	84-75	A
03/04/78	4/-	L	70-69	A
01/06/79	14/-	W	62-61	A
02/17/79	11/-	W	78-58	H
01/19/80		W	60-57	H
02/09/80		L	90-84 (30T)	A
01/19/81		L	57-54	A
02/14/81		W	70-55	H
01/23/82	15/19	W	67-66	H
02/13/82	8/-	L	55-53	A
03/06/82	14/-	W	84-69	N (Dallas)
01/22/83	4/14	L	75-60	A
03/03/83	5/1	L	74-66	H
02/25/84	11/3	L	64-61	A
03/04/84	12/2	W	73-68	H
03/11/84	8/5	L	57-56	N (Dallas)
01/19/85		L	78-73	H
02/20/85		W	73-59	H
01/15/86		L	87-85 (OT)	H
02/15/86		L	93-83	A
01/17/87		L	60-55	A
02/11/87		L	57-54	H
01/30/88		W	71-62	H
03/03/88		L	82-77	A
02/01/89		W	88-87	H
03/06/89		W	107-79	H
01/03/90	14/-	W	82-78	A
01/22/90	6/-	W	100-89	H
03/11/90	9/-	W	96-84	N (Dallas)
01/06/91	2/-	W	95-79	H
02/07/91	2/-	W	81-74	H
11/18/11		L	87-78	H
12/06/16		W	84-72	H
12/02/17		L	91-65	A

IDAHO STATE

Arkansas trails.....0-2
Neutral.....0-2

12/30/67		L	77-75	N (Oklahoma City)
12/28/71		L	88-73	N (Logan, Utah)

ILLINOIS

Arkansas trails.....1-5
Away.....0-1
Neutral.....1-4

12/14/49		L	65-53	A
12/08/01	-5	L	94-91	N (Chicago)
12/07/02	-25	L	62-58	N (NLR)
12/06/03	-11	L	84-61	N (Chicago)
12/04/04	-3	L	72-60	N (NLR)
03/16/23		W	73-67	N (Des Moines)

ILLINOIS STATE

Arkansas trails.....0-1
Home.....0-1

12/06/72		L	81-67	H
----------	--	---	-------	---

INDIANA

Series tied.....3-2
Home.....1-0
Away.....1-2
Neutral.....1-0

12/15/49		L	75-50	A
03/02/08		W	86-72	N (Raleigh, N.C.)
11/18/18		W	73-72	H
03/23/19		L	63-60 (Postseason NIT)	A
12/29/19		W	71-64	H

INDIANA STATE

Arkansas leads.....3-2
Home.....3-0
Away.....0-1
Neutral.....0-1

12/11/72		W	80-75	H
01/05/74		L	92-82	A
01/03/76		W	91-71	H
03/17/79		L	73-71	N (Cincinnati)
03/18/14		W	91-71 (Postseason NIT)	H

IONA

Arkansas leads.....1-0
Home.....1-0

11/30/14	25/-	W	94-77	H
----------	------	---	-------	---

IOWA

Arkansas trails.....2-3
Neutral.....2-3

12/29/65	-4	L	77-75	N (El Paso)
12/28/84		L	71-52	N (Honolulu)
03/14/85		W	63-54	N (Salt Lake City)
12/30/94	3/-	W	101-92	N (Honolulu)
03/13/99	17/21	L	82-72	N (Denver)

IOWA STATE

Arkansas trails.....1-4
Away.....0-2
Neutral.....1-2

12/14/70		L	86-77	A
12/23/71		L	96-93	N (LR)
12/27/84		W	84-79 (OT)	N (Honolulu)
11/21/99		L	77-71	N (Hilo)
12/04/14	18/20	L	95-77	A

JACKSON STATE

Arkansas leads.....12-0
Home.....9-0
Neutral.....3-0

12/29/90	2/-	W	126-88	N (LR)
12/28/91	15/-	W	89-66	N (LR)
12/21/92	10/-	W	123-76	N (PB)
12/18/93	1/-	W	96-80	H
11/30/94	4/-	W	103-87	H
12/30/95		W	86-77	H
11/22/96	16/-	W	127-74	H
11/21/97		W	97-71	H
11/15/98	19/-	W	83-72	H
12/04/99		W	98-60	H
11/22/00	24/-	W	107-78	H
11/22/02		W	81-44	H

JACKSONVILLE STATE

Arkansas leads.....1-0
Home.....1-0

12/29/04		W	73-67	H
----------	--	---	-------	---

JACKSONVILLE UNIVERSITY

Arkansas leads.....1-0
Neutral.....1-0

11/29/03		W	85-65	N (LR)
----------	--	---	-------	--------

KANSAS

Arkansas trails.....6-8
Home.....2-2
Away.....1-4
Neutral.....3-2

12/13/46		L	53-52	N (Kansas City)
12/01/61		L	85-74	A
12/03/62		W	64-62 (OT)	H
12/04/63		L	73-60	A
12/01/64	-18	L	65-60	H
12/01/65	-8	L	81-52	A
12/01/66		L	73-57	H
12/18/76	19/-	W	67-63	A
12/22/77	4/16	W	78-72	N (LR)

ALL-TIME SERIES VERSUS ALL OPPONENTS

12/21/85	-16	L	89-78	A
12/06/86	-16	W	103-86	H
03/23/91	2/12	L	93-81	N (Charlotte)
11/22/05		W	65-64	N (Maui)
03/18/23	-4	W	72-71	N (Des Moines)

KANSAS STATE

Arkansas trails.....4-8
Home.....2-1
Away.....1-2
Neutral.....1-5

12/14/46		L	56-41	N (Kansas City)
01/26/57		L	70-56	A
12/16/57	-75	L	63-48	H
01/15/75		L	72-71 (20T)	A
12/20/76	19/-	W	80-65	H
12/30/79	19/-	L	66-57	N (PB)
03/06/80		L	71-53	N (Lincoln)
12/27/80	17/-	L	47-46 (OT)	N (Kansas City)
03/14/82	12/-	L	65-64	N (Dallas)
12/01/90	3/-	W	112-88	H
12/10/91	19/-	W	70-59	A
11/22/21	13/-	W	72-64	N (Kansas City)

KENT STATE

Arkansas leads.....1-0
Neutral.....1-0

12/30/81	5/-	W	91-49	N (LR)
----------	-----	---	-------	--------

KENTUCKY

Arkansas trails.....14-34 SEC: 14-29
(Arkansas joined SEC in '91-92)

Home.....8-9 SEC: 8-9
Away.....5-15 SEC: 5-13
Neutral.....1-10 SEC: 1-8

12/18/45		L	62-46	A
12/13/48		L	76-39	A
01/02/50		L	57-53	N (LR)
03/25/78	5/1	L	64-59	N (St. Louis)
01/25/92	9/8	W	105-88	A
02/10/93	14/2	W	101-94	H
03/13/93	14/4	L	92-81	A
02/09/94	3/4	W	90-82	A
03/12/94	1/10	L	90-78	N (Memphis)
01/29/95	9/5	W	94-92	H
03/12/95	5/3	L	95-93 (OT)	N (Atlanta)
02/11/96	-2	L	88-73	A
03/09/96	-1	L	95-75	N (New Orleans)
01/26/97	-3	L	83-73	H
01/17/98	22/6	L	80-77 (OT)	A
03/07/98	16/7	L	99-74	N (Atlanta)
02/20/99	-16	W	74-70	H
03/07/99	22/14	L	76-63	N (Atlanta)
02/26/00	-18	L	60-55	A
03/10/00	-16	W	86-72	N (Atlanta)
02/25/01	-13	W	82-78	H
03/10/01	-15	L	87-78	N (Nashville)
02/23/02	-12	L	71-58	A
02/19/03	-2	L	66-50	H
02/18/04	-9	L	73-56	A
01/29/05	-16	L	68-67	H
01/29/06		L	69-67	A
02/03/07		L	82-74	H
02/23/08		L	63-58	A
02/14/09		L	79-63	H
01/23/10	-2	L	101-70	A
02/23/11	-22	W	77-76 (OT)	A
01/17/12	-22	L	86-63	H
03/02/13		W	73-60	H
01/14/14	-13	W	87-85 (OT)	H
02/27/14	-17	W	71-67 (OT)	A
02/28/15	18/1	L	84-67	A
03/15/15	21/1	L	78-63	N (Nashville)
01/21/16	-23	L	80-66	H
01/07/17	-16	L	97-71	A
03/12/17	-8	L	82-65	N (Nashville)
02/20/18		L	87-72	H
02/26/19	-4	L	70-66	H
01/18/20	-10	L	73-66	H
02/09/21		W	81-80	

ARKANSAS RAZORBACKS

RAZORBACK RECORDS

03/09/01	W	77-72	N (Nashville)
01/13/02	L	75-69	A
02/16/02	L	67-63	H
01/22/03	W	73-65	H
02/22/03	L	75-56	A
03/13/03	L	85-56	N (New Orleans)
01/06/04	L	66-55	H
02/07/04	L	65-52	A
01/19/05	L	66-63 (OT)	A
02/12/05	W	65-62	H
01/11/06	L	63-58	H
02/08/06	L	78-77	A
01/20/07	-/16	W 72-52	H
02/10/07	L	71-67	A
01/26/08	W	68-52	A
02/20/08	W	87-61	H
01/31/09	L	79-69	A
02/18/09	-/23	L 72-69	H
02/10/10	W	87-52	H
02/24/10	L	65-54	A
01/12/11	L	56-53	A
02/12/11	W	80-61	H
01/14/12	W	69-60	H
02/04/12	L	71-65	A
03/08/12	L	70-54	N (New Orleans)
02/27/13	L	65-60	A
02/01/14	L	75-71	A
02/15/14	W	81-70	H
03/07/15	18/-	L 81-78	H
01/16/16	L	76-74	A
02/23/16	W	85-65	H
01/21/17	W	99-86	H
02/11/17	W	78-70	A
01/10/18	L	75-54	H
02/03/18	L	94-86	A
01/12/19	L	94-88 (OT)	H
02/02/19	-/19	W 90-89	A
01/08/20	L	79-77	A
03/04/20	W	99-90	A
01/13/21	L	92-76	A
02/27/21	20/-	W 83-75	H
03/13/21	8/-	L 78-71	N (Nashville)
01/15/22	-/12	W 65-58	A
03/02/22	14/-	W 77-76	H
03/11/22	15/-	W 79-67	N (Tampa)
12/28/22	9/-	L 60-567	A
01/24/23	W	60-40	H

LOUISIANA TECH

Arkansas leads.....6-0
Home.....4-0
Neutral.....2-0

11/29/86	W	90-64	N (LR)
12/05/90	3/-	W 114-97	N (LR)
12/10/02	W	72-60	H
12/17/03	W	68-56	H
12/30/06	W	80-50	H
12/22/11	W	77-63	H

LOUISVILLE

Series tied.....4-4
Home.....0-1
Away.....1-0
Neutral.....3-3

03/15/79	5/13	W 73-62	N (Cincinnati)
03/14/81	20/12	W 74-73	N (Austin)
3/24/83	9/2	L 65-63	N (Knoxville)
03/18/89	-/12	L 93-84	N (Indianapolis)
12/21/96	19/18	L 91-88 (OT)	H
12/09/97	15/-	W 100-83	A
11/17/09	-/20	L 96-66	N (St. Louis)
11/21/23	9/-	W 80-54	N (Maui)

LOYOLA-CHICAGO

Arkansas trails.....0-1
Home.....0-1
12/27/62 -/3 L 81-62 A

LOYOLA-MARYMOUNT

Arkansas leads.....3-0
Home.....1-0
Neutral.....2-0

12/27/47	W	60-47	N (Los Angeles)
12/01/79	W	76-66	H
03/16/89	W	120-101	N (Indianapolis)

LOYOLA-NEW ORLEANS

Arkansas leads.....1-0
Neutral.....1-0
12/30/65 W 67-57 N (El Paso)

MACMURRAY (ILL.)

Arkansas leads.....1-0
Home.....1-0
01/04/75 W 100-66 H

MAINE

Arkansas leads.....1-0
Home.....1-0
11/12/01 W 64-47 H

MARIST

Arkansas leads.....1-0
Neutral.....1-0
11/24/06 W 73-64 N (Orlando)

MARQUETTE

Arkansas leads.....1-0
Neutral.....1-0
03/16/96 -/20 W 65-56 N (Providence)

MARYLAND

Arkansas trails.....1-2
Home.....1-0
Away.....0-1
Neutral.....0-1

12/30/87	L	88-61	A
12/10/88	W	73-68	H
11/23/05	-/23	L 75-62	N (Maui)

MARYLAND-EASTERN SHORE

Arkansas leads.....1-0
Home.....1-0
01/02/01 W 100-40 H

MASSACHUSETTS (UMASS)

Arkansas trails.....0-2
Neutral.....0-2
11/25/94 1/3 L 104-80 N (Springfield, Mass.)
03/21/96 -/3 L 79-63 N (Atlanta)

MCNEESE STATE

Arkansas leads.....1-0
Home.....1-0
12/19/96 19/- W 95-68 H

MEMPHIS

(known as Memphis State until 1994)
Arkansas leads.....11-10
Home.....5-1
Away.....4-5
Neutral.....2-4

12/16/66	L	43-36	A
12/31/71	L	92-77	A
12/23/72	L	87-86	N (LR)
12/30/76	17/-	L 69-62	N (LR)
12/31/77	3/-	W 95-70	A
12/30/78	20/-	W 82-69	N (LR)
02/08/92	19/-	L 74-67	A
02/08/92	5/-	L 92-88	A
03/21/92	9/-	L 82-80	N (Milwaukee)
12/02/92	-/8	W 81-76	H
12/08/93	1/-	W 96-78	H
02/09/95	12/-	W 88-87	H
03/24/95	6/-	W 96-91 (OT)	N (Kansas City)
01/18/96	-/9	L 94-72	A
02/01/97	W	79-63	H
01/10/98	22/-	W 75-72	H
12/19/98	20/-	W 99-74	H
01/03/00	L	76-71	A
12/02/00	25/-	W 74-68	H
01/02/02	W	90-73	A
01/02/03	L	72-67	H

MERCER

Arkansas leads.....5-1
Home.....2-0
Neutral.....3-1

03/12/81	20/-	W 73-67	N (Austin)
01/05/83	10/-	W 82-62	N (PB)
11/26/99	W	71-54	N (Hilo)
12/18/99	W	85-60	H
12/19/95	L	69-66 (OT)	N (NLR)
11/09/21	16/-	W 74-61	H

MEXICO UNIVERSITY

Arkansas leads.....1-0
Home.....1-0
01/20/47 W 55-37 H

MIAMI (FLA.)

Arkansas trails.....0-1
Neutral.....0-1
03/17/00 -/23 L 75-71 N (Nashville)

MICHIGAN

Arkansas trails.....3-4
Home.....2-0
Away.....0-2
Neutral.....1-2

12/30/66	L	82-72	N (Los Angeles)
12/06/80	11/-	L 78-65	A
11/28/81	18/-	W 83-72	H
03/27/94	2/11	W 76-68	N (Dallas)
03/25/97	L	77-62	N (New York City)
01/21/12	-/20	W 66-64	H
12/08/12	-/3	L 80-67	A

MICHIGAN STATE

Arkansas Trails.....0-2
Neutral.....0-2
11/27/91 2/- L 86-71 N (Maui)
11/28/95 25/- L 75-72 N (Auburn Hills)

MINNESOTA

Arkansas leads.....4-2
Home.....1-0
Away.....0-2
Neutral.....3-0

12/20/84	W	56-46	N (PB)
12/07/85	L	71-64	A
11/25/91	2/-	W 92-83	N (Maui)
11/26/13	W	87-73	N (Maui)
11/22/16	L	85-71	A
12/09/17	-/14	W 95-79	H

MISSISSIPPI (OLE MISS)

Arkansas leads.....52-33 SEC: 30-27
(Arkansas joined SEC in '91-92)

Home.....18-11 SEC: 18-10
Away.....10-20 SEC: 10-18
Neutral.....24-2 SEC: 1-0

12/22/37	W	47-43	N (Memphis)
12/23/37	W	48-46	N (LR)
12/20/50	W	45-35	N (Memphis)
12/21/50	L	45-41	N (LR)
12/01/51	W	66-58	N (LR)
12/08/51	W	68-66	N (Memphis)
12/20/52	W	104-72	N (LR)
01/05/54	W	89-76	N (Memphis)
12/17/54	W	74-64	N (LR)
01/28/56	W	85-69	N (Memphis)
12/13/57	W	61-58	N (LR)
12/13/58	W	83-81 (OT)	N (Memphis)
12/12/59	L	78-63	N (LR)
12/10/60	W	77-71	N (Blytheville)
12/16/61	W	59-54	N (LR)
12/15/62	W	90-60	N (Blytheville)
12/28/63	W	76-68	N (Shreveport)
12/29/64	W	82-48	N (Shreveport)
12/09/67	W	64-62	N (LR)
12/07/68	L	65-61 (OT)	N (LR)
12/10/73	L	117-66	A
12/08/74	L	84-73	H
12/19/78	W	67-66	N (Memphis)
12/15/79	20/-	W 67-59	N (LR)
12/03/86	W	70-56	N (Memphis)
12/09/87	W	79-40	N (PB)
12/13/88	W	74-68	N (Memphis)
12/05/89	10/-	W 90-76	N (PB)
01/18/92	12/-	W 114-93	A
03/07/92	7/-	W 100-83	H
01/06/93	7/-	W 90-78	H
02/27/93	15/-	W 85-63	A
01/05/94	1/-	W 87-61	H
02/19/94	1/-	W 90-73	A
01/14/95	3/-	L 76-71	H
02/18/95	10/-	W 85-70	H
01/10/96	W	63-62	A
02/14/96	W	79-73	H
01/02/97	L	91-74	H
01/29/97	L	71-52	H
02/05/98	14/17	W 100-87	H
02/25/98	12/13	L 81-65	A
01/09/99	18/-	L 76-65	A
01/30/99	21/-	L 89-81	H
01/05/00	W	71-64	H
02/02/00	L	87-82	A
01/10/01	-/20	L 53-48	H
01/31/01	L	84-73	A
01/19/02	L	70-64	H
02/09/02	L	79-67	A
01/25/03	L	73-54	A
03/08/03	L	64-54	H

01/17/04	W	86-78	H
03/06/04	L	55-45	H
01/05/05	W	69-46	H
02/05/05	W	66-65	H
01/25/06	W	71-58	H
02/15/06	L	73-70	A
01/13/07	L	74-72	A
02/17/07	W	83-66	H
02/09/08	W	75-69	H
03/04/08	L	81-72	A
01/14/09	L	74-65	A
03/04/09	L	98-91 (OT)	H
01/31/10	-/18	W 80-73	A
03/06/10	L	68-66	H
02/05/11	L	69-60	H
03/05/11	L	84-74	A
01/11/12	L	71-63	H
02/28/12	L	77-75	H
01/19/13	L	76-64	A
03/05/14	W	110-80	H
01/17/15	19/-	L 96-82	H
02/14/15	24/-	W 71-70	A
02/13/16	L	76-60	H
02/18/17	W	98-80	H
03/10/17	W	73-72	N (Nashville)
01/20/18	W	97-93	H
02/13/18	W	75-64	A
01/19/19	-/18	L 84-67	A
03/02/19	W	74-73	H
01/11/20	W	76-72	H
01/27/21	W	74-59	H
01/26/22	W	64-55	H
01/21/23	25/-	W 67-57	H

MISSISSIPPI COLLEGE

Arkansas leads.....1-0
Neutral.....1-0
11/27/90 W 96-57 N (PB)

MISSISSIPPI STATE

Arkansas leads.....35-33 SEC: 30-29
(Arkansas joined SEC in '91-92)

Home.....23-9 SEC: 22-8
Away.....7-23 SEC: 6-27
Neutral.....5-1 SEC: 2-0

12/15/51	L	79-39	A
12/13/52	W	102-71	H
01/28/65	W	84-69	N (Jackson, Miss.)
01/27/66	W	69-61	N (LR)
12/11/69	L	76-74	N (Memphis)
12/17/70	L	69-67	H
01/14/72	L	79-75	A
12/04/74	W	75-72	A
11/28/77	7/-	W 94-61	N (LR)
01/15/92	12/-	W 99-78	H
02/29/92	9/-	W 84-76	H
01/27/93	16/-	L 80-76 (OT)	N (LR)
02/20/93	13/-	W 115-58	H
01/19/94	3/-	L 72-71	A
03/05/94	1/-	W 80-62	H
01/11/95	5/-	W 79-74	A
02/04/95	8/-	L 83-62	A
01/20/96	-/21	W 80-68	H
02/06/96	L	78-63	A
01/21/97	W	98-64	H
02/23/97	L	93-77	H
01/17/98	22/-	W 83-70	H
01/31/98	15/-	W 76-73	H
01/13/99	24/-	W 61-59	H
02/13/99	W	82-62	H
03/06/99	22/-	W 84-79 (OT)	N (Atlanta)
01/22/00	W	83-73	H
02/12/00	W	87-81	H
01/06/01	L	87-73	A
02/03/01	W	83-72	A
01/08/02	-/22	W 75-64	H
02/27/02	L	89-83	A
02/08/03	-/23	L 84-54	A
03/01/03	-/20	W 53-51	H
01/10/04	-/22	L 80-62	A
02/14/04	-/16	L 77-70	A
01/15/05	-/11	L 80-55	A
03/01/05	L	57-55	H
01/17/06	L	69-67	H
03/01/06	W	80-70	H
02/14/07	L	84-60	H
02/28/07	W	67-58	H
03/10/07	W	81-72	N (Atlanta)
01/30/08	W	78-58	H
02/16/08	L	80-74	A
01/10/09	L	70-56	H
02/07/09	L	86-77	A
01/14/10	L	82-80	H
01/28/10	L	67-62	H
02/09/11	L	67-56	H

03/02/11	L	88-78	H
01/07/12	-/15	W 98-88	H
03/03/12	L	79-59	A
01/23/13	W	96-70	H
02/22/14	W	73-69	

ARKANSAS RAZORBACKS

RAZORBACK RECORDS

ALL-TIME SERIES VERSUS ALL OPPONENTS

MISSOURI-KANSAS CITY

Arkansas leads.....1-0
 Home.....1-0
 12/02/06 W 1-61 H

MISSOURI-ST. LOUIS

Arkansas leads.....4-1
 Home.....4-0
 Away.....0-1
 12/21/70 W 91-84 H
 12/06/71 L 85-79 A
 01/06/73 W 104-78 H
 01/09/78 3/- W 87-65 H
 12/05/79 W 79-50 H

MISSOURI STATE

(known as Southwest Missouri State until 2005)
 Arkansas leads.....18-6
 Home.....11-1
 Away.....5-5
 Neutral.....2-0

01/18/24 L 38-31 H
 01/19/24 W 22-21 H
 12/22/27 L 45-31 A
 01/04/30 L 40-21 A
 12/18/31 W 41-38 A
 02/22/32 W 37-19 A
 12/16/33 L 16-13 A
 01/14/34 W 22-15 H
 12/18/42 W 47-31 H
 12/07/46 W 62-55 N (Joplin)
 12/03/75 W 83-57 H
 12/01/75 W 72-71 A
 11/26/77 7/- W 65-47 H
 12/03/80 11/- W 98-65 H
 12/06/82 15/- W 87-66 N (LR)
 12/08/83 15/- W 56-41 A
 12/08/84 W 70-56 H
 12/01/85 W 68-67 H
 12/22/86 L 56-49 A
 12/05/87 W 53-47 H
 12/15/05 W 79-75 H
 12/03/07 W 70-51 H
 11/22/08 L 62-57 A
 12/22/09 W 66-62 (OT) H

MISSOURI WESTERN

Arkansas leads.....1-0
 Home.....1-0
 12/04/72 W 85-81 H

MONTANA

Arkansas leads.....1-0
 Home.....1-0
 11/16/19 W 64-46 H

MONTANA STATE

Arkansas leads.....1-0
 Home.....1-0
 11/21/18 W 90-68 H

MONTEVALLO

Arkansas leads.....3-0
 Home.....2-0
 Neutral.....1-0
 12/19/91 19/- W 91-70 N (LR)
 02/05/94 6/- W 131-63 H
 02/25/95 19/- W 122-64 H

MORGAN STATE

Series tied.....1-1
 Home.....1-1
 12/13/86 13/- W 106-57 H
 11/24/09 L 97-94 H

MOUNT ST. MARY'S

Arkansas leads.....1-0
 Home.....1-0
 11/28/16 W 89-76 H

MURRAY STATE

Arkansas leads.....4-2
 Home.....2-0
 Away.....1-1
 Neutral.....1-1
 12/21/37 L 43-40 A
 12/19/40 W 52-30 A
 03/19/92 9/- W 80-69 N (Milwaukee)
 11/29/93 2/- W 93-67 H
 12/10/94 3/- W 94-69 H
 12/25/97 12/- L 94-83 N (San Juan, P.R.)

NEBRASKA

Arkansas leads.....6-2
 Away.....2-2
 Neutral.....4-0
 12/16/32 W 41-24 A
 12/12/46 W 57-46 N (Kansas City)
 12/30/80 W 64-52 N (LR)
 01/03/82 11/- W 51-50 A
 01/03/83 11/- W 64-58 N (LR)
 12/10/83 15/- L 67-54 A
 03/17/87 L 78-71 (Postseason NIT) A
 03/12/98 17/- W 74-65 N (Boise)

NEVADA-LAS VEGAS (UNLV)

Arkansas trails.....1-2
 Home.....1-1
 Away.....0-0
 02/10/91 2/1 L 112-105 H
 03/19/97 W 86-73 (Postseason NIT) H

NEW MEXICO STATE

Arkansas leads.....3-0
 Home.....1-0
 Neutral.....2-0
 12/04/57 W 59-50 H
 11/21/98 19/- W 66-60 N (Fairbanks)
 03/19/22 17/- W 53-48 N (Buffalo)

NEW YORK UNIVERSITY

Arkansas trails.....0-3
 Away.....0-3
 12/15/45 L 63-62 A
 12/17/46 L 67-46 A
 12/11/47 L 85-62 A

NICHOLLS STATE

Arkansas leads.....1-0
 Home.....1-0
 11/21/03 W 89-60 H

NORTH CAROLINA

Arkansas trails.....3-7
 Neutral.....3-7
 01/14/79 10/3 L 63-57 N (Greensboro)
 11/30/80 20/13 L 64-58 N (Anchorage)
 02/12/84 -/1 W 65-64 N (PB)
 03/22/90 7/- W 76-73 N (Dallas)
 03/26/93 14/4 L 80-74 N (E. Rutherford)
 04/01/95 6/4 W 75-67 N (Seattle)
 03/23/08 -/1 L 108-77 N (Raleigh)
 03/21/15 21/15 L 87-78 N (Jacksonville, Fla.)
 03/19/17 -/6 L 72-65 N (Greenville, S.C.)
 11/24/17 -/9 L 87-68 N (Portland)

NORTH CAROLINA-ASHEVILLE

Arkansas leads.....1-0
 Home.....1-0
 12/21/21 W 89-74 H

NORTH CAROLINA-GREENSBORO

Arkansas leads.....2-0
 Home.....2-0
 12/10/01 W 89-74 H
 12/06/23 W 65-58 H

NORTH CAROLINA A&T

Arkansas leads.....3-0
 Home.....2-0
 Neutral.....1-0
 03/18/94 2/- W 94-79 N (Oklahoma City)
 11/30/95 W 103-49 H
 12/29/10 W 87-59 H

NORTH CAROLINA CENTRAL

Arkansas leads.....1-0
 Home.....1-0
 12/10/08 W 98-70 H

NORTH CAROLINA STATE

Arkansas trails.....0-1
 Neutral.....0-1
 11/27/83 14/- L 65-60 N (Anchorage)

NORTH DAKOTA STATE

Arkansas leads.....2-0
 Home.....2-0
 12/20/16 W 71-55 H
 11/07/22 10/- W 76-58 H

NORTH FLORIDA

Arkansas leads.....2-0
 Home.....2-0
 12/22/15 W 97-72 H
 12/10/16 W 91-76 H

NORTH TEXAS

Arkansas leads.....15-0
 Home.....10-0
 Away.....1-0
 Neutral.....5-0
 1932-33 W 34-20 H
 1932-33 W 36-26 H
 12/30/37 W 32-21 N (Oklahoma City)
 12/20/47 W 62-49 N (LR)
 12/08/61 W 94-80 H
 12/08/61 W 68-61 A
 01/04/79 14/- W 96-71 N (LR)
 12/17/83 W 93-64 N (PB)
 01/05/87 W 99-96 (OT) N (LR)
 12/30/99 20/- W 100-77 H
 12/05/00 21/- W 97-77 H
 01/03/04 W 96-71 H
 01/03/09 W 86-75 H
 11/28/14 25/- W 89-73 H
 11/12/19 W 66-43 H
 11/28/20 W 69-54 H

NORTHEASTERN (OKLA.) STATE

Arkansas leads.....24-0
 Home.....21-0
 Away.....3-0
 12/19/23 W 19-13 A
 12/20/23 W 33-12 A
 01/05/24 W 43-22 H
 01/05/24 W 42-14 H
 1926-27 W 27-13 H
 1926-27 W 25-19 H
 12/16/27 W 59-29 H
 12/17/27 W 61-24 H
 1928-29 W 54-28 H
 1828-29 W 54-34 H
 1929-30 W 57-26 H
 1929-30 W 37-17 H
 12/12/30 W 36-29 H
 12/13/30 W 39-21 H
 12/11/31 W 46-28 H
 12/12/31 W 43-31 H
 12/12/32 W 31-16 A
 12/10/32 W 33-20 H
 12/14/33 W 30-19 H
 12/15/33 W 27-23 H
 12/14/34 W 38-21 H
 12/15/34 W 53-14 H
 12/13/35 W 47-19 H
 12/14/35 W 50-19 H

NORTHEASTERN ILLINOIS

Arkansas leads.....1-0
 Home.....1-0
 11/16/97 W 114-56 H
 12/19/23 W 19-13 A
 12/20/23 W 33-12 A
 01/05/24 W 43-22 H
 01/05/24 W 42-14 H
 1926-27 W 27-13 H
 1926-27 W 25-19 H
 12/16/27 W 59-29 H
 12/17/27 W 61-24 H
 1928-29 W 54-28 H
 1828-29 W 54-34 H
 1929-30 W 57-26 H
 1929-30 W 37-17 H
 12/12/30 W 36-29 H
 12/13/30 W 39-21 H
 12/11/31 W 46-28 H
 12/12/31 W 43-31 H
 12/12/32 W 31-16 A
 12/10/32 W 33-20 H
 12/14/33 W 30-19 H
 12/15/33 W 27-23 H
 12/14/34 W 38-21 H
 12/15/34 W 53-14 H
 12/13/35 W 47-19 H
 12/14/35 W 50-19 H

NORTHERN ARIZONA

Arkansas leads.....1-0
 Home.....1-0
 03/12/97 W 101-75 (Postseason NIT) H

NORTHERN IOWA

Arkansas leads.....1-0
 Home.....1-0
 11/17/21 16/- W 93-80 H

NORTHERN KENTUCKY

Arkansas leads.....1-0
 Home.....1-0
 11/30/19 W 66-60 H

NORTHWESTERN (LA.) STATE

Arkansas leads.....10-1
 Home.....8-1
 Neutral.....2-0
 12/08/53 W 71-62 H
 11/29/54 L 74-68 H
 01/02/70 W 81-74 N (LR)
 12/03/87 W 77-55 N (LR)
 12/04/93 2/- W 111-76 H
 12/20/00 25/- W 115-47 H
 12/19/07 W 90-59 H
 12/27/08 W 95-56 H
 12/29/12 W 79-61 H
 12/28/14 W 100-94 H
 12/01/15 W 117-78 H

NORTHWESTERN OKLAHOMA ST.

Arkansas leads.....1-0
 Neutral.....1-0
 1937-38 W 45-44 N (Oklahoma City)

NOTRE DAME

Arkansas leads.....1-0
 Neutral.....1-0
 03/27/78 5/6 W 71-69 N (St. Louis)

OKLAND

Arkansas leads.....2-0
 Home.....2-0
 12/14/06 W 91-57 H
 11/16/11 W 91-68 H

OHIO STATE

Arkansas leads.....2-1
 Away.....0-1
 Neutral.....2-0
 12/01/84 17/- L 85-84 A
 12/14/85 -/20 W 79-70 (OT) N (PB)
 12/28/86 W 97-94 N (Honolulu)

OKLAHOMA

Arkansas leads.....17-13
 Home.....8-5
 Away.....3-7
 Neutral.....6-1
 12/20/38 W 39-31 A
 12/21/38 W 36-30 A
 12/18/39 L 49-36 H
 12/19/39 W 40-38 H
 1944-45 W 54-51 N (Oklahoma City)
 11/15/55 L 69-59 H
 12/01/56 W 59-55 H
 12/02/57 L 64-52 H
 12/06/58 W 61-52 A
 12/22/69 L 85-69 H
 01/15/71 L 115-100 H
 12/13/75 W 64-56 N (LR)
 12/10/77 6/- W 64-53 A
 12/02/78 W 80-74 H
 11/26/83 14/20 W 84-78 N (Anchorage)
 11/16/90 2/15 W 110-88 H
 12/05/98 19/- L 87-57 A
 12/07/99 L 66-52 H
 12/23/00 25/18 L 88-79 (OT) H
 11/30/01 L 69-54 H
 12/15/07 L 83-72 H
 12/30/08 -/4 W 96-88 H
 12/02/09 L 67-47 H
 12/01/10 W 84-74 H
 12/10/11 L 78-63 A
 12/04/12 W 81-78 H
 11/23/17 W 92-83 N (Portland)
 12/11/21 12/- L 88-66 N (Tulsa)
 12/10/22 12/- W 88-78 N (Tulsa)

OKLAHOMA CITY

Arkansas leads.....8-4
 Home.....5-1
 Away.....2-3
 12/01/48 W 31-29 H
 12/08/54 W 81-76 A
 01/26/55 W 55-52 H
 01/25/68 L 92-90 H
 01/24/69 L 84-73 H
 01/21/70 L 73-70 A
 12/23/74 L 79-77 A
 12/20/75 W 84-63 H
 12/11/76 W 71-60 A
 12/11/79 W 86-65 H
 12/13/80 W 76-70 H

OKLAHOMA STATE

Arkansas trails.....15-38
 Home.....10-9
 Away.....4-14
 Neutral.....1-15
 02/27/25 W 21-17 H
 02/28/25 L 25-23 H
 02/07/30 W 30-20 A
 02/08/30 W 30-23 A
 02/20/31 W 37-22 H
 02/21/31 W 29-22 H
 01/19/34 W 46-22 H
 01/20/34 W 28-23 A
 12/18/35 L 33-21 A
 12/19/35 W 24-15 H
 12/26/39 L 32-26 N (Oklahoma City)
 01/27/44 L 66-41 A

01/28/44 L 17-15 N (Oklahoma City)
 12/29/44 L 43-34 N (Oklahoma City)
 01/12/45 W 41-38 N (LR)
 01/13/45 L 49-40 N (El Dorado)
 03/24/45 L 68-41 N (Kansas City)
 02/15/46 L 53-29 A
 02/16/46 L 46-31 N (Oklahoma City)
 01/22/47 L 42-38 N (LR)
 01/24/47 L 49-44 (OT) N (Oklahoma City)
 12/04/48 L 53-28 A
 12/23/48 L 50-45 H
 12/03/49 L 43-41 A
 12/22/49 L 44-36 N (LR)
 12/29/49 L 57-33 N (Oklahoma City)
 12/08/50 13/- L 55-53 A
 12/14/50 L 44-33 H
 12/29/50 -/3 L 54-41 N (Oklahoma City)
 12/08/55 L 70-66 (OT) A
 12/10/56 L 59-50 H
 03/14/58 -/18 L 65-40 N (Lawrence)
 12/05/59 W 54-50 H
 12/06/60 L 59-50 (OT) A
 12/12/61 W 63-54 H
 12/11/62 L 46-45 (OT) A
 12/09/63 L 74-65 H
 12/09/64 L 66-52 H
 12/07/65 W 55-52 H
 12/07/66 W 51-46 A
 12/17/66 L 50-43 N (Memphis)
 12/05/67 L 61-52 H
 12/03/68 L 73-68 A
 12/05/69 L 80-67 H
 12/07/70 L 67-65 A
 12/13/71 W 90-76 H
 12/09/00 21/- L 74-73 N (Tulsa)
 12/22/01 -/6 L 85-76 N (NLR)
 12/30/02 L 71-45 A
 12/20/03 L 73-58 H
 01/28/17 L 99-71 A
 01/27/18 W 66-65 H
 01/30/21 L 81-77 A

ORAL ROBERTS

Arkansas leads.....12-2
 Home.....8-0
 Away.....1-2
 Neutral.....3-0
 12/22/84 W 64-57 N (LR)
 12/28/84 W 54-51 A
 02/18/87 W 95-75 N (LR)
 01/27/96 W 66-65 H
 11/27/96 16/- L 86-81 A
 11/25/97 W 81-75 H
 11/18/01 W 71-57 H
 11/26/02 L 76-64 A
 12/03/03 W 77-71 H
 12/22/06 W 68-56 H
 12/01/07 W 62-51 H
 12/19/17 W 104-69 H
 12/20/20 W 87-76 H
 03/27/21 10/- W 72-70 N (Indianapolis)

OREGON

Arkansas leads.....3-0
 Away.....1-0
 Neutral.....2-0
 03/23/45 W 79-76 N (Kansas City)
 11/26/89 9/- W 102-75 N (LR)
 12/22/90 2/- W 71-68 A

OREGON STATE

Arkansas trails.....0-1
 Neutral.....0-1
 03/18/49 L 56-38 N (Kansas City)

QUACHITA BAPTIST

Arkansas leads.....1-0
 Neutral.....1-0
 12/19/42 W 44-29 N (Fort Smith)

PENN

Arkansas leads.....1-0
 Home.....1-0
 11/28/21 13/- W 76-60 H

PENN STATE

Arkansas leads.....1-0
 Neutral.....1-0
 03/14/96 -/18 W 86-80 N (Providence)



ARKANSAS RAZORBACKS

RAZORBACK RECORDS

PEPPERDINE

Arkansas leads.....	1-0
Neutral.....	1-0
12/30/47	W 70-44 N (Los Angeles)

PITTSBURG STATE

Arkansas leads.....	16-8
Home.....	13-3
Away.....	2-5
Neutral.....	1-0
01/16/30	L 36-23 A
01/17/30	L 51-20 A
12/18/30	L 40-31 H
12/19/30	L 28-26 H
12/19/31	L 36-20 A
01/18/32	W 32-21 A
12/15/39	L 62-50 H
12/16/39	W 49-42 H
12/29/39	W 44-33 N (Oklahoma City)
01/04/41	W 48-45 A
02/01/41	W 71-45 H
12/14/42	W 57-46 H
01/01/43	W 43-38 H
12/15/43	W 42-37 H
02/16/44	L 50-42 A
12/07/44	W 45-3 A
02/08/45	W 76-45 H
01/04/47	L 53-52 A
12/03/47	W 75-42 H
12/16/48	W 79-53 H
12/01/49	W 59-41 H
01/31/52	W 53-37 H
01/29/53	W 79-63 H
12/10/70	W 107-82 H

PITTSBURGH

Series tied.....	2-2
Home.....	1-0
Neutral.....	1-2
02/06/50	W 41-36 N (LR)
12/29/73	L 91-83 N (LR)
12/29/86	L 114-82 N (Honolulu)
03/17/97	W 76-71 (Postseason NIT) H

PORTLAND STATE

Arkansas leads.....	1-0
Home.....	1-0
11/18/05	W 107-69 H

PRAIRIE VIEW A&M

Arkansas leads.....	1-0
Home.....	1-0
12/18/04	W 102-50 H

PRINCETON

Arkansas leads.....	1-0
Home.....	1-0
03/15/90	7/- W 68-64 H

PROVIDENCE

Arkansas trails.....	2-2
Home.....	1-0
Away.....	1-1
Neutral.....	0-1
01/23/99	22/- W 118-79 H
12/23/99	L 87-81 A
11/16/07	18/- L 67-51 N (San Juan, PR)
03/19/19	W 84-72 (Postseason NIT) A

PURDUE

Series tied.....	1-1
Neutral.....	1-1
12/28/38	L 57-51 N (New Orleans)
03/19/83	9/- W 78-68 N (Tampa)

QUINCY COLLEGE

Arkansas leads.....	1-0
Neutral.....	1-0
01/02/92	16/- W 123-60 N (PB)

RADFORD

Arkansas leads.....	1-0
Home.....	1-0
11/26/05	W 75-55 H

RICE

Arkansas leads.....	103-41
Home.....	55-11
Away.....	41-29
Neutral.....	7-1

02/22/24	L 22-19 A
02/23/24	W 29-22 A
02/01/25	W 37-19 H
02/02/25	W 29-9 H
02/12/26	W 54-15 A
02/13/26	W 25-17 A
01/07/27	W 36-18 H
01/08/27	W 34-18 H
02/17/28	W 20-11 A
02/18/28	W 28-23 H
02/15/29	W 51-18 H
02/16/29	W 44-13 H
02/24/30	W 30-26 A
02/25/30	L 37-16 A
01/12/31	W 36-32 H
01/13/31	W 31-25 H
02/26/32	W 25-23 A
02/27/32	W 34-19 H
01/20/33	W 36-32 A
01/21/33	W 33-23 H
02/16/34	W 31-29 A
02/17/34	L 25-22 A
01/10/35	W 31-30 H
01/11/35	W 37-19 H
01/14/36	W 33-26 A
01/15/36	L 35-29 H
02/19/37	W 52-29 H
02/20/37	W 52-34 H
01/20/38	W 38-31 H
01/21/38	W 59-37 H
03/01/39	W 50-45 A
03/02/39	W 40-35 A
02/19/40	L 60-43 A
02/20/40	L 42-28 H
02/12/41	W 66-41 H
02/13/41	W 48-43 H
01/16/42	L 51-38 A
01/17/42	W 55-47 A
01/15/43	W 52-35 H
01/16/73	L 41-37 H
01/14/44	W 42-41 A
01/15/44	L 67-41 A
01/26/45	L 57-46 A
01/27/45	L 69-56 A
02/04/46	W 62-45 H
02/15/46	W 68-25 H
01/10/47	W 52-51 H
01/11/47	W 66-53 H
02/27/48	L 61-49 A
02/28/48	W 66-63 (OT) H
01/21/49	L 49-48 H
02/26/49	L 54-48 A
03/09/49	W 50-34 H
01/14/50	W 60-56 A
02/21/50	W 61-38 H
02/05/51	W 50-42 A
03/01/51	W 57-43 N (LR) H
01/19/52	L 48-46 A
02/09/52	L 59-55 H
01/17/53	W 87-68 H
02/09/53	L 70-45 A
01/18/54	L 80-55 H
02/20/54	L 76-62 A
12/27/54	W 73-66 N (Houston) A
01/10/55	W 83-61 A
02/12/55	W 86-75 H
01/13/56	W 84-70 H
02/11/56	L 86-65 A
12/28/56	W 81-70 N (Houston) A
01/07/57	L 78-68 A
02/19/57	L 82-69 H
12/27/57	L 50-49 N (Houston) A
02/08/58	L 63-59 H
02/24/58	L 61-59 H
01/10/59	W 72-61 A
02/09/59	L 68-62 A
01/16/60	W 74-63 A
02/22/60	W 94-74 H
01/14/61	W 80-55 A
02/11/61	W 84-72 A
01/30/62	W 104-84 A
02/13/62	L 63-55 A
01/12/63	L 85-70 A
02/12/63	L 69-65 H
02/14/64	L 76-63 H
02/18/64	L 77-69 H
01/12/65	W 79-61 H
02/27/65	W 77-64 A
02/08/66	W 76-71 A
02/15/66	W 73-67 H

01/31/67	L 60-56 A
02/18/67	W 66-63 H
01/16/68	L 73-61 A
02/24/68	W 78-65 H
01/17/69	W 67-62 H
02/22/69	L 74-67 H
02/03/70	L 76-69 H
02/17/70	L 85-78 H
01/16/71	L 85-82 H
02/27/71	L 97-93 H
02/05/72	W 103-95 H
03/04/72	W 113-108 H
02/03/73	W 90-69 H
03/03/73	W 105-79 A
01/20/74	L 77-69 A
02/09/74	W 106-81 H
01/28/75	W 74-67 A
02/25/75	W 86-51 H
01/14/76	W 80-62 A
02/11/76	W 111-68 H
01/15/77	17/- W 72-45 A
02/12/77	11/- W 78-51 N (LR) H
01/12/78	3/- W 69-60 A
02/04/78	2/- W 69-48 H
01/10/79	10/- W 79-66 H
02/03/79	14/- W 68-50 H
01/26/80	W 73-64 H
02/16/80	W 77-73 A
01/26/81	W 57-52 A
02/21/81	W 75-59 H
01/29/82	12/- W 60-54 H
02/20/82	17/- W 72-65 (OT) H
02/02/83	9/- W 70-43 A
03/05/83	5/- W 82-55 H
01/27/84	16/- L 65-62 A
02/29/84	12/- W 79-54 H
01/23/85	W 67-56 H
02/24/85	L 71-68 A
01/18/86	W 58-50 A
02/19/86	W 60-59 H
01/14/87	W 62-54 H
02/14/87	W 88-68 H
01/27/88	W 80-61 A
02/27/88	W 112-87 H
01/28/89	W 81-77 H
03/01/89	W 83-70 H
03/10/89	W 108-72 N (Dallas) A
01/31/90	3/- W 70-66 A
03/03/90	12/- W 104-80 H
01/02/91	2/- W 86-62 A
02/02/91	2/- W 100-87 H
03/09/91	5/- W 109-80 N (Dallas) H
12/17/05	W 80-61 N (NLR) H
11/05/19	W 91-42 H

RIDER COLLEGE

Arkansas leads.....	1-0
Home.....	1-0
11/27/88	W 96-89 H

ROBERT MORRIS

Arkansas leads.....	1-0
Home.....	1-0
12/20/12	W 79-74 H

ROCKHURST

Arkansas leads.....	4-0
Home.....	3-0
Away.....	1-0
12/09/71	W 102-72 H
12/08/72	W 87-76 H
11/30/74	W 78-61 H
12/08/77	6/- W 99-63 H

ST. JOHN'S

Series tied.....	1-1
Neutral.....	1-1
03/16/85	-/3 L 68-65 N (Salt Lake City)
03/20/93	14/- W 80-74 N (Winston-Salem)

ST. JOSEPH'S (PA.)

Arkansas leads.....	1-0
Away.....	1-0
12/21/46	W 46-36 A

SAINT LOUIS

Arkansas trails.....	3-7
Home.....	2-1
Away.....	0-6
Neutral.....	1-0
01/02/26	L 40-30 A
01/03/30	L 32-13 A
01/03/31	L 24-18 A

ALL-TIME SERIES VERSUS ALL OPPONENTS

02/11/31	W 33-30 A
01/02/32	L 25-23 H
02/15/32	W 33-19 H
01/02/43	L 43-37 A
02/15/55	L 99-72 A
03/06/56	L 68-66 (OT) H
01/26/97	12/- W 78-70 N (San Juan, P.R.) H

SAINT PETER'S

Arkansas leads.....	2-0
Away.....	1-0
Neutral.....	1-0
1982-83	W 52-48 A
1983-84	W 82-49 N (LR) H

SAMFORD

Arkansas leads.....	3-0
Home.....	2-0
Neutral.....	1-0
12/05/85	W 72-51 H
11/24/89	W 97-67 N (PB) H
11/10/17	W 95-56 H

SAM HOUSTON STATE

Arkansas leads.....	4-0
Home.....	2-0
Neutral.....	2-0
12/23/88	W 97-79 N (LR) H
12/18/02	W 78-67 H
11/09/12	W 73-68 H
12/22/16	W 90-56 N (NLR) H

SAN DIEGO STATE

Arkansas leads.....	3-0
Neutral.....	3-0
12/03/81	W 85-68 N (PB) H
12/03/85	W 76-64 N (LR) H
11/23/22	9/17 W 78-74 (OT) N (Maui) H

SAN FRANCISCO

Arkansas leads.....	2-0
Home.....	1-0
Away.....	1-0
01/02/48	W 74-58 A
11/30/96	16/- W 77-63 H

SAN FRANCISCO STATE

Arkansas trails.....	0-1
Neutral.....	0-1
12/22/71	L 84-81 N (LR) H

SAN JOSE STATE

Arkansas leads.....	1-0
Home.....	1-0
12/03/22	11/- W 99-58 H

SANTA CLARA

Arkansas leads.....	1-0
Neutral.....	1-0
11/28/99	W 79-60 N (Hilo) H

SAVANNAH STATE

Arkansas leads.....	2-0
Home.....	2-0
01/03/12	W 83-66 H
12/12/13	W 72-43 H

SETON HALL

Arkansas leads.....	2-0
Neutral.....	2-0
12/08/10	W 71-62 N (Louisville)
03/17/17	W 77-71 N (Greenville, S.C.) H

SIENA

Arkansas leads.....	1-0
Neutral.....	1-0
03/11/99	17/- W 94-80 N (Denver) H

SOUTH ALABAMA

Arkansas leads.....	6-1
Home.....	1-1
Away.....	3-0
Neutral.....	2-0
01/02/89	W 103-71 N (PB) H
11/29/89	11/- W 105-90 A
12/11/90	2/- W 101-91 H
12/30/91	16/- W 101-82 A
11/26/08	W 79-77 A
11/29/09	L 74-61 H
12/21/13	W 72-60 N (LR) H

SOUTH CAROLINA

Arkansas leads.....	23-15
SEC: Same	
(Arkansas & South Carolina joined the SEC in '91-'92)	
Home.....	12-5
Away.....	8-8
Neutral.....	3-2
SEC: Same	

02/15/92	11/- W 89-73 H
01/09/93	13/- W 86-76 A
01/22/94	3/- W 79-53 H
01/21/95	9/- W 88-73 A
02/03/96	W 81-69 H
03/08/96	W 80-58 N (New Orleans) H
02/18/97	-/9 L 78-65 A
02/18/98	16/13 W 96-88 H
02/10/99	W 72-66 A
01/08/00	L 76-65 H
02/20/01	W 69-67 A
01/16/02	L 62-60 A
02/15/03	L 72-65 A
02/21/04	-/2

ARKANSAS RAZORBACKS

RAZORBACK RECORDS

ALL-TIME SERIES VERSUS ALL OPPONENTS

12/10/38	W	36-21	H
1939-40	W	32-20	H
1939-40	L	26-25	H
12/11/41	W	30-19	H
12/12/41	W	38-36	H
12/01/55	L	65-64	H

SOUTHERN (L.A.)

Arkansas leads.....	3-0		
Home.....	2-0		
Neutral.....	1-0		
11/29/85	W	76-75	N (PB)
11/13/15	W	86-68	H
12/09/21	W	79-44	H

SOUTHERN CALIFORNIA

Arkansas trails.....	0-3			
Away.....	0-1			
Neutral.....	0-2			
12/28/66	L	70-67	A	
01/25/86	L	88-74	H	
03/16/07	-/23	L	77-60	N (Spokane)

SOUTHERN COLORADO

(now known as Colorado State-Pueblo)			
Arkansas leads.....	1-0		
Home.....	1-0		
12/04/76	W	91-43	H

SOUTHERN ILLINOIS

Arkansas leads.....	4-2		
Home.....	1-1		
Away.....	0-1		
Neutral.....	3-0		
12/12/70	L	99-78	A
12/11/71	L	93-92	H
12/30/72	W	97-96	N (LR)
11/26/85	W	86-72	N (LR)
11/23/06	W	61-53 (OT)	N (Orlando)
11/14/16	W	90-65	H

SOUTHERN ILL.-EDWARDSVILLE

Arkansas leads.....	1-0		
Home.....	1-0		
11/08/13	W	99-65	H

SOUTHERN METHODIST (SMU)

Arkansas leads.....	96-59		
Home.....	53-17		
Away.....	37-34		
Neutral.....	6-8		
01/25/24	L	17-11	H
01/26/24	W	21-15	H
01/14/25	W	29-25	A
01/15/25	W	39-20	A
01/15/26	W	29-27	H
01/16/26	W	28-8	A
Feb. 1927	W	32-30	A
Feb. 1927	W	32-31	A
02/10/28	W	48-26	H
02/11/28	W	34-22	H
01/04/29	W	32-26	H
01/05/29	W	39-17	A
Feb. 1930	W	28-27	H
Feb. 1930	W	44-29	H
02/27/31	W	32-27	A
02/28/31	L	40-27	H
01/22/32	W	46-20	H
01/23/32	W	29-20	H
1932-33	W	40-23	A
1932-33	W	26-25	A
03/02/34	W	39-35	H
03/03/34	L	44-37	A
Feb. 1935	L	30-22	A
Feb. 1935	L	41-27	A
02/07/36	W	34-23	H
02/08/36	W	40-28	H
01/15/37	L	29-25	A
01/16/37	W	37-28	H
02/25/38	W	32-23	H
02/26/38	W	34-26	H
01/16/39	L	47-31	A
01/17/39	L	32-19	A
02/09/40	W	75-40	H
02/10/40	W	36-26	H
02/28/41	W	40-23	A
03/01/41	W	40-32	A
Dec. 1941	W	52-22	N (Oklahoma City)
01/09/42	W	35-33	H
01/10/42	W	36-34	H
01/08/43	W	39-35	A
01/09/43	W	36-29	A
01/21/44	W	68-58	H

01/22/44	W	74-49	H	
02/16/45	W	59-52	H	
02/17/45	W	65-49	H	
02/01/46	W	81-53	H	
02/02/46	W	74-46	H	
02/14/47	L	64-52	A	
02/15/47	L	47-44	A	
01/16/48	W	47-40	H	
01/17/48	W	58-57	H	
01/15/49	W	54-45	A	
02/19/49	W	47-39	H	
01/18/50	W	63-55	H	
02/25/50	L	57-48	H	
01/08/51	L	60-45	A	
02/10/51	W	50-48 (OT)	H	
12/28/51	L	54-40	N (Dallas)	
02/04/52	L	54-50	A	
02/23/52	L	57-48	A	
12/29/52	L	65-62	N (Dallas)	
02/09/53	W	71-66	A	
02/28/53	L	79-74	H	
12/30/53	L	70-66	N (Houston)	
01/16/54	W	61-58	H	
02/08/54	L	92-68	A	
01/31/55	W	85-74	A	
02/22/55	L	83-69	H	
12/28/55	L	67-62	N (Houston)	
02/04/56	-/17	L	58-53	H
02/25/56	-/12	L	80-72	A
12/29/56	-/7	L	64-60	N (Houston)
02/02/57	-/6	L	69-55	A
03/02/57	-/4	L	87-59	H
02/01/58	17/-	L	49-46	H
02/11/58	W	65-63	H	
03/11/58	W	61-55	N (Shreveport)	
12/26/58	L	65-64	N (Houston)	
02/03/59	L	59-50	H	
02/23/59	L	56-51	A	
12/29/59	L	67-56	N (Houston)	
02/06/60	L	72-70 (OT)	H	
03/02/60	L	93-82	A	
01/07/61	W	76-74	H	
02/27/61	W	88-82 (OT)	A	
01/09/62	L	77-70	H	
03/06/62	L	84-81	A	
01/03/63	W	73-71	H	
02/26/63	W	82-79 (OT)	H	
02/11/64	W	82-71	H	
02/25/64	L	86-71	A	
02/06/65	L	84-76	A	
03/04/65	L	88-75	A	
02/02/66	L	75-74	H	
02/19/66	L	67-66	H	
01/17/67	L	69-59	H	
02/21/67	L	69-66	A	
02/03/68	W	70-68	A	
02/17/68	L	95-87	H	
02/08/69	L	84-69	A	
02/15/69	L	76-68	N (LR)	
02/07/70	L	76-75	A	
02/14/70	W	88-72	H	
01/30/71	L	90-88	A	
02/13/71	L	112-99	H	
01/25/72	L	85-71	H	
02/19/72	W	88-74	H	
01/30/73	L	110-94	A	
02/24/73	W	103-96	H	
01/22/74	W	89-88	H	
02/16/74	L	95-87	A	
01/25/75	W	73-69	A	
03/01/75	W	72-50	H	
01/08/76	L	82-81	H	
01/31/76	L	82-76	A	
03/04/76	W	74-70	A	
01/27/77	15/-	W	77-59	A
02/02/77	14/-	W	81-58	H
01/26/78	4/-	W	72-65	H
02/16/78	1/-	W	86-75	A
03/02/78	4/-	W	94-73	N (Houston)
01/24/79	15/-	W	79-67	A
02/14/79	11/-	W	71-55	H
01/03/80	W	84-69	H	
02/18/80	L	62-58	A	
01/03/81	W	92-50	N (Dallas)	
02/24/81	18/-	W	47-33	H
01/06/82	11/-	W	68-48	H
02/24/82	15/-	W	54-53	A
01/15/83	7/-	W	63-56	A
02/14/83	8/-	W	71-61	H
01/12/84	W	70-69	H	
02/11/84	W	80-71	A	
01/05/85	-/4	L	63-60 (OT)	H
02/06/85	-/4	W	69-66	H
03/09/85	-/13	W	68-55	N (Dallas)
01/02/86	L	71-66	H	
02/01/86	L	90-80	A	

01/27/87	W	76-63	H	
03/01/87	L	93-76	A	
01/13/88	W	85-83 (OT)	A	
02/13/88	L	73-63	H	
01/14/89	W	93-73	H	
02/15/89	W	81-68	A	
01/17/90	12/-	W	80-61	A
02/19/90	8/-	W	77-46	H
03/09/90	9/-	W	84-51	N (Dallas)
01/19/91	2/-	W	98-70	H
02/20/91	3/-	W	79-70	A
01/04/93	13/-	W	72-53	H
01/03/94	1/-	W	96-70	A
12/08/94	3/-	W	78-66	H
12/21/95	W	73-46	A	
11/18/13	W	89-78	H	
11/25/14	W	78-72	A	

SOUTHERN MISS

Arkansas leads.....	5-1			
Home.....	1-1			
Neutral.....	4-0			
12/23/78	W	93-79	N (PB)	
12/22/80	19/-	W	76-68	N (PB)
12/22/81	12/-	W	63-54	N (PB)
12/21/82	6/-	W	64-62	N (PB)
11/18/00	15/-	L	63-54	H
11/30/05	W	77-35	H	

SOUTHERN UTAH

Arkansas leads.....	2-0			
Home.....	1-0			
Neutral.....	1-0			
01/24/89	W	109-76	N (PB)	
12/26/96	22/-	W	92-52	H

SOUTHWESTERN (KAN.)

Arkansas trails.....	0-1		
Neutral.....	0-1		
12/29/37	L	36-33	N (Oklahoma City)

SOUTHWESTERN PRESBYTERIAN

(now known as Rhodes College in Tennessee)			
Arkansas leads.....	1-0		
Home.....	1-0		
12/20/40	W	58-35	H

STANFORD

Arkansas trails.....	0-2		
Neutral.....	0-2		
01/03/48	L	60-53	N (San Francisco)
11/27/15	L	69-66	N (Brooklyn)

STEPHEN F. AUSTIN

Arkansas leads.....	5-0		
Home.....	4-0		
Neutral.....	1-0		
03/11/36	W	53-24	N (Houston)
11/18/06	W	70-59	H
12/20/08	W	67-51	H
12/19/09	W	72-69	H
12/01/16	W	78-62	H

SYRACUSE

Series tied.....	1-1			
Home.....	0-1			
Neutral.....	1-0			
03/19/95	6/25	W	96-94 (OT)	N (Austin)
11/30/12	L	91-85	H	

TENNESSEE

Arkansas trails.....	22-25	SEC: 19-24		
(Arkansas joined SEC in '91-92)				
Home.....	12-4	SEC: 12-4		
Away.....	4-16	SEC: 4-16		
Neutral.....	6-5	SEC: 3-4		
12/30/36	W	42-34	N (New Orleans)	
12/30/48	W	58-55	N (Memphis)	
12/22/60	W	89-76	N (LR)	
12/27/63	L	77-57	N (New Orleans)	
02/05/92	5/-	L	83-81	A
02/16/93	13/-	L	101-91	H
01/29/94	5/-	W	65-64	A
01/17/95	3/-	W	97-79	H
02/21/96	L	66-59	A	
02/05/97	W	77-54	H	
02/14/98	12/-	L	74-71	A
03/06/98	16/-	W	102-96	N (Atlanta)
02/02/99	23/-	W	69-52	H
03/01/00	-/11	L	73-66	A
02/07/01	-/10	W	82-77 (OT)	H
02/13/02	L	64-53	A	

03/07/02	L	68-61	N (Atlanta)	
02/12/03	L	70-62	A	
02/11/04	L	69-65	A	
02/26/05	W	70-68	H	
03/10/05	L	65-46	N (Atlanta)	
02/25/06	-/10	W	73-69	A
02/24/07	L	83-72	H	
02/13/08	-/4	L	93-71	A
03/15/08	-/4	W	92-91	N (Atlanta)
02/04/09	L	74-72	H	
03/03/10	-/16	L	80-73	A
01/08/11	W	68-65	H	
03/10/11	L	74-68	A	
02/15/12	L	71-58	A	
02/02/13	W	73-60	H	
01/22/14	L	81-74	A	
01/13/15	19/-	L	74-69	A
01/27/15	W	69-64	H	
03/13/15	21/-	W	80-72	N (Nashville)
02/06/16	W	85-67	H	
02/27/16	W	75-65	A	
01/03/17	W	82-78	H	
12/30/17	-/19	W	95-93 (OT)	H
03/10/18	-/13	L	84-66	N (St. Louis)
01/15/19	-/3	L	106-87	A
02/11/20	L	82-61	A	
02/26/20	W	86-69	H	
01/06/21	-/9	L	79-74	A
02/19/22	23/16	W	58-48	H
03/05/22	14/13	L	78-74	A
02/28/23	-/12	L	75-57	A

TENNESSEE-CHATTANOOGA

ARKANSAS RAZORBACKS

RAZORBACK RECORDS

ALL-TIME SERIES VERSUS ALL OPPONENTS

02/23/83	6/-	W	84-67	A
01/19/84	W	70-66	A	
02/18/84	14/-	W	59-41	H
01/12/85	W	64-58	H	
02/14/85	W	60-51	A	
03/08/85	W	66-46	N (Dallas)	
01/08/86	L	59-55	A	
02/08/86	L	61-57	H	
01/08/87	W	79-62	H	
02/04/87	L	78-73	A	
01/06/88	W	91-62	H	
02/06/88	L	79-72	A	
01/07/89	W	99-92	A	
02/08/89	W	105-82	H	
03/12/89	W	100-76	N (Dallas)	
01/25/90	6/-	W	109-100	H
02/04/90	3/-	W	103-96 (OT)	A
03/24/90	7/-	W	88-85	N (Dallas)
01/10/91	2/-	W	101-89	H
03/03/91	3/23	L	99-86	A
03/10/91	5/23	W	120-89	N (Dallas)
12/20/06	L	80-76	A	
01/06/09	-7/	W	67-61	H
01/05/19	-2/	L	96-85	H
01/04/11	-1/2	L	79-46	A
12/17/16	W	77-74	N (Houston)	
11/09/18	L	73-71 (OT)	N (El Paso)	

TEXAS-ARLINGTON

Arkansas leads.....		9-0	
Home.....		7-0	
Away.....		1-0	
Neutral.....		1-0	
12/18/65	W	78-64	H
12/14/68	W	80-69	N (LR)
12/27/68	W	87-78	A
12/13/69	W	85-73	A
11/22/99	W	102-95 (OT)	H
12/31/10	W	87-74	H
11/18/16	W	71-67	H
11/23/18	W	78-60	H
12/02/20	W	72-60	H

TEXAS-PAN AMERICAN

Arkansas leads.....		2-0	
Home.....		2-0	
12/15/99	W	70-56	H
12/30/05	W	66-38	H

TEXAS-SAN ANTONIO

Arkansas leads.....		6-0		
Home.....		3-0		
Away.....		1-0		
Neutral.....		2-0		
11/30/81	18/-	W	71-42	A
12/01/82	16/-	W	78-59	H
12/18/84	W	74-67	N (LR)	
12/12/07	W	67-42	H	
01/04/14	W	104-71	H	
12/15/18	W	79-67	N (NLR)	

TEXAS A&M

Arkansas leads.....		106-61	SEC: 11-10
(Texas A&M joined SEC in 12-13)			
Home.....		61-15	SEC: 9-1
Away.....		38-40	SEC: 2-7
Neutral.....		7-6	SEC: 0-2
02/20/24	L	35-27	A
02/21/24	L	32-17	A
02/06/25	W	54-18	H
02/07/25	W	38-17	H
02/15/26	W	37-27	A
02/16/26	W	35-21	A
01/21/27	W	34-27	H
01/22/27	W	25-16	H
02/20/28	W	42-18	A
02/21/28	W	46-31	A
02/22/29	W	49-32	H
02/23/29	W	38-29	H
02/21/30	W	28-24	A
02/22/30	W	25-23 (OT)	A
1930-31	W	30-19	A
1930-31	L	37-34	H
1931-32	L	28-23	A
03/02/32	W	33-27	A
1932-33	L	25-21	H
1932-33	L	25-23	H
02/19/34	W	23-22	A
02/20/34	L	35-23	A
03/01/35	W	45-41	A
03/02/35	W	51-31	H
01/10/36	W	22-18	A
01/11/36	W	34-27	A
02/12/37	W	45-19	H

02/13/37	W	36-32	H	
01/17/38	W	45-32	A	
01/18/38	W	33-22	A	
02/24/39	W	61-42	H	
02/25/39	W	66-38	H	
02/16/40	W	37-25	A	
02/17/40	L	41-38	A	
01/17/41	W	66-38	H	
01/18/41	W	58-36	H	
02/13/42	W	47-45	A	
02/14/42	W	40-31	A	
02/19/43	W	79-49	H	
02/20/43	L	67-52	H	
02/25/44	W	70-35	A	
02/26/44	W	60-38	A	
02/23/45	W	80-21	H	
02/24/45	W	87-36	H	
02/25/46	L	56-55	A	
02/26/46	W	53-43	A	
02/21/47	W	62-56	H	
02/22/47	W	71-58	H	
01/09/48	W	62-47	A	
01/10/48	W	57-46	H	
01/13/49	W	62-47	H	
02/28/49	W	61-46	A	
01/12/50	L	43-35	A	
02/13/50	W	52-46	H	
02/03/51	L	34-33	H	
02/12/51	W	45-38	H	
12/26/51	L	49-46	N (Dallas)	
01/05/52	L	47-42	H	
02/11/52	W	49-40	A	
01/10/53	L	56-48 (2OT)	A	
02/16/53	W	45-38	H	
02/01/54	W	80-55	H	
02/22/54	W	67-54	A	
12/29/54	W	74-70	N (Houston)	
01/08/55	L	62-59	A	
02/26/55	W	73-63	H	
12/30/55	W	80-49	N (Houston)	
01/16/56	W	98-66	H	
01/13/56	W	61-52	A	
01/05/57	W	73-65	A	
02/09/57	W	63-46	H	
01/28/58	17/-	W	67-51	H
02/22/58	L	66-57	A	
01/12/59	L	63-62	A	
02/21/59	W	72-71	A	
02/09/60	-1/2	L	77-68	H
02/20/60	-1/1	L	82-61	A
01/10/61	L	81-62	A	
03/02/61	L	70-68	H	
01/03/62	W	64-59	H	
02/23/62	L	89-79	A	
02/02/63	W	66-55	H	
02/16/63	L	80-78	A	
02/08/64	L	72-64	A	
02/22/64	L	60-57	H	
02/03/65	L	82-79 (OT)	H	
02/20/65	L	91-77	A	
01/11/66	L	75-72	A	
03/03/66	W	94-71	H	
01/14/67	W	47-46	N (LR)	
02/14/67	L	60-53	A	
01/03/68	W	75-70	H	
02/20/68	L	71-67	A	
01/11/69	L	73-68	H	
02/25/69	L	79-66	H	
01/06/70	L	64-59	H	
02/24/70	L	72-60	A	
02/06/71	L	87-83	H	
03/05/71	L	92-89	A	
01/22/72	W	100-89	H	
02/15/72	L	86-85	A	
01/13/73	W	84-73	H	
02/10/73	L	108-82	A	
02/05/74	L	86-80 (OT)	A	
03/02/74	W	97-86	H	
02/08/75	W	95-89 (2OT)	H	
02/15/75	L	62-60	A	
01/24/76	W	93-91 (2OT)	H	
02/21/76	L	70-69	A	
01/24/77	17/-	W	72-58	H
02/22/77	6/-	W	63-62	A
01/17/78	6/-	W	84-68	H
02/07/78	2/-	W	80-79	A
01/17/79	11/15	L	74-69 (OT)	H
02/06/79	14/11	W	60-56	H
01/22/80	L	45-39	H	
02/12/80	W	45-44	A	
03/01/80	L	52-50	N (San Antonio)	
01/24/81	W	52-47	H	
02/17/81	W	65-61	H	
01/26/82	12/-	W	64-63	A
02/15/82	8/-	W	92-75	H
01/13/83	7/-	W	66-64	A

02/12/83	8/-	W	62-55	H
01/17/84	W	77-54	H	
02/08/84	W	59-58	A	
03/10/84	8/-	W	49-47	N (Houston)
01/02/85	W	70-67	A	
02/01/85	W	58-53	H	
01/29/86	L	81-67	A	
03/01/86	L	93-76	H	
03/07/86	L	67-51	N (Dallas)	
01/25/87	W	87-69	H	
02/24/87	W	100-97 (2OT)	A	
01/16/88	L	74-67	H	
02/17/88	W	79-58	H	
03/11/88	W	76-64	N (Dallas)	
01/16/89	W	75-60	A	
02/18/89	L	82-71	H	
03/11/89	W	94-84	N (Dallas)	
01/20/90	12/-	W	100-84	A
02/21/90	13/-	W	114-100	H
01/23/91	2/-	W	113-88	H
02/23/91	3/-	W	111-72	A
03/08/91	5/-	W	108-61	N (Dallas)
12/18/10	-2/5	L	71-62 (OT)	N (Dallas)
01/19/13	L	69-51	A	
03/09/13	W	73-62	H	
01/08/14	L	69-53	A	
02/24/15	18/-	W	81-75	H
01/02/16	-2/0	L	92-69	A
01/27/16	-1/5	W	74-71	H
01/17/17	W	62-60	A	
02/22/17	W	86-77	H	
01/30/18	L	80-66	A	
02/17/18	-2/1	W	94-75	H
01/05/19	W	73-71	H	
02/23/19	L	87-80	H	
01/04/20	W	69-59	A	
03/07/20	L	77-69	H	
03/06/21	12/-	W	87-80	H
01/08/22	L	86-81	A	
01/22/22	W	76-73 (OT)	H	
03/12/22	15/-	L	82-64	N (Tampa)
01/31/23	W	81-70	H	
02/15/23	L	62-56	A	
03/10/23	-1/8	L	67-61	N (Nashville)

TEXAS CHRISTIAN (TCU)

Arkansas leads.....		105-38	
Home.....		55-15	
Away.....		46-21	
Neutral.....		4-2	
02/01/24	L	31-30	H
02/02/24	L	23-21	H
01/16/25	L	28-26	A
01/17/25	W	21-20	A
02/26/26	W	24-23	H
02/27/26	L	30-15	H
01/14/27	W	24-16	A
01/15/27	W	23-22 (OT)	A
01/06/28	W	23-18	H
01/07/28	W	28-24 (OT)	H
01/01/29	W	41-24	A
01/08/29	W	66-26	A
01/10/30	W	32-21	H
01/11/30	W	22-18	H
01/23/31	L	35-26	A
01/24/31	W	30-29	A
02/12/32	L	31-27	H
02/13/32	W	37-24	A
02/03/33	L	29-19	H
02/04/33	L	30-26	A
01/12/34	W	31-15	H
01/13/34	L	28-21	A
01/18/35	W	41-20	A
01/19/35	W	42-24	A
02/21/36	W	47-15	H
02/22/36	W	40-29	A
03/05/37	W	38-35	H
03/06/37	W	43-21	H
02/04/38	W	53-26	H
02/05/38	W	57-38	H
02/10/39	W	44-32	A
02/11/39	W	51-38	A
03/01/40	W	59-45	H
03/02/40	W	52-36	A
02/21/41	W	67-42	H
02/22/41	W	66-43	A
02/27/42	W	41-33	A
02/28/42	W	63-37	H
12/30/42	L	37-25	N (Oklahoma City)
03/04/43	W	33-23	H
03/05/43	W	54-39	H
01/07/44	W	71-50	A
01/08/44	W	60-29	H
02/02/45	W	37-33	A
02/03/45	W	60-35	A
02/08/46	L	53-50	H

02/09/46	W	58-36	H
01/14/47	W	54-39	A
01/15/47	W	63-53	A
02/13/48	W	37-30	H
02/14/48	W	47-38	H
01/17/49	W	41-36	A
02/21/49	W	67-52	H
02/17/50	W	52-43	H
02/27/50	W	45-39	A
01/06/51	L	42-31	A
02/26/51	L	52-42	H
02/02/52	W	56-45	N (LR)
02/25/52	L	68-56	A
02/02/53	L	49-46	H
02/23/53	L	65-63	A
12/28/53	W	60-50	N (Houston)
02/06/54	W	66-59	A
02/13/54	W	70-55	A
01/14/55	L	67-62	H
03/01/55	W	110-89	A
02/01/56</			

ARKANSAS RAZORBACKS

RAZORBACK RECORDS

01/14/89	W	69-62	H
02/04/89	L	84-73	A
01/06/90	14/-	W 92-75	A
02/07/90	3/-	W 100-77	H
01/12/91	2/-	W 113-86	A
02/13/91	3/-	W 87-69	H
12/21/05	W	78-65	N (Dallas)
12/16/06	L	71-56	N (NLR)
01/30/16	W	75-68 (OT)	H
01/26/19	-/14	L 67-64	A
03/21/21	10/21	W 68-66	N (Indianapolis)

TEXAS WESLEYAN

Arkansas leads.....	1-0	
Neutral.....	1-0	
12/29/42	W 52-46	N (Oklahoma City)

TOLEDO

Arkansas leads.....	1-0	
Neutral.....	1-0	
12/28/62	W 58-55	N (Oklahoma City)

TROY

Arkansas leads.....	5-1
Home.....	3-1
Neutral.....	2-0

12/10/96	20/-	W 137-70	H
12/03/02	L	74-66	H
11/21/04	W	89-54	N (St. Thomas V.I.)
12/04/10	W	75-60	H
12/16/17	W	88-63	N (NLR)
11/28/22	11/-	W 74-61	H

TULANE

Arkansas leads.....	5-0
Home.....	1-0
Away.....	3-0
Neutral.....	1-0

12/10/49	W	42-41	A
12/09/72	W	87-83	A
01/08/74	W	89-73	H
12/06/75	W	67-55	N (LR)
02/07/77	14/-	W 76-73	A

TULSA

Arkansas leads.....	37-24
Home.....	25-8
Away.....	9-15
Neutral.....	3-1

12/15/31	W	33-28	H
12/16/31	W	37-29	H
12/29/32	W	35-25	A
02/13/33	W	28-19	H
01/06/34	W	18-13	H
01/29/34	L	25-24	A
12/18/34	L	25-21	A
01/05/35	W	33-14	H
12/20/35	W	47-30	A
01/25/36	W	42-28	H
01/31/42	W	59-30	H
02/24/42	W	69-27	H
12/04/46	W	56-21	H
12/02/50	13/-	W 59-46	H
12/09/50	13/-	L 48-46	A
12/27/50	W	53-44	N (Oklahoma City)
12/12/51	L	48-44	A
12/22/51	L	66-48	H
12/10/52	L	69-50	A
01/03/53	L	61-50	H
12/05/53	L	51-50	A
01/02/54	W	55-49	H
12/11/54	L	63-47	A
01/01/55	W	68-60	H
12/03/55	L	53-45	H
03/01/56	L	55-51	A
12/06/56	W	77-70 (OT)	A
02/12/57	W	52-43	H
12/07/57	W	79-61	H
01/23/58	20/-	W 50-43	H
12/19/58	L	54-52	H
01/24/59	L	61-54	A
01/27/59	W	65-51	H
01/28/60	L	78-65	A
12/13/60	L	64-59	A
01/26/61	W	66-58	H
12/14/61	W	87-59	H
01/24/62	W	99-77	A
12/13/62	L	76-68	H
01/31/63	L	68-66	H
01/25/64	L	95-86	A
12/15/64	W	65-64	H
12/10/69	L	74-66	N (Memphis)
01/09/73	L	85-81	A
12/22/73	L	95-72	H
12/24/74	L	64-60	H

12/23/76	18/-	W 81-66	A
12/15/84	W	70-66	N (LR)
11/29/87	L	68-47	A
02/25/89	W	118-69	H
12/23/91	15/-	W 74-64	A
12/23/92	10/-	W 101-87	H
12/23/93	1/-	W 93-91 (OT)	A
03/25/94	2/-	W 103-84	N (Dallas)
12/23/94	3/-	W 82-63	H
11/28/01	W	79-75	A
11/30/02	-/22	L 61-60	H
12/30/03	W	81-74	A
11/30/04	W	85-73	H
01/02/07	W	68-59	H
12/14/19	W	98-79	H

UCLA

Arkansas trails.....	1-2		
Away.....	0-1		
Neutral.....	1-1		
11/30/73	-/1	L 101-79	A
03/16/78	5/2	W 74-70	N (Albuquerque)
04/03/95	6/1	L 89-78	N (Seattle)

U.S. INTERNATIONAL

Arkansas leads.....	1-0		
Home.....	1-0		
12/09/89	10/-	W 166-101	H

UTAH

Arkansas trails.....	0-1		
Neutral.....	0-1		
03/14/98	17/7	L 75-69	N (Boise)

UTAH STATE

Arkansas leads.....	1-0		
Away.....	0-1		
12/27/71	L	95-94	A

UTAH VALLEY

Arkansas leads.....	2-0		
Home.....	2-0		
11/22/11	W	67-59	H
01/03/15	W	79-46	H

VALPARAISO

Arkansas leads.....	1-0		
Neutral.....	1-0		
12/21/19	W	72-68	N (NLR)

VANDERBILT

Arkansas leads.....	29-14	SEC: 28-13
(Arkansas joined SEC in '91-92)		
Home.....	16-4	SEC: 15-4
Away.....	8-9	SEC: 8-8
Neutral.....	5-1	SEC: 5-1

12/14/63	L	101-77	H
11/14/90	2/-	W 107-70	A
02/12/92	11/-	W 91-71	H
01/20/93	8/19	L 102-89	H
02/01/94	6/-	W 89-76	A
02/11/95	12/-	W 97-94 (OT)	A
03/10/95	5/-	W 73-72	N (Atlanta)
01/13/96	L	80-73	H
02/08/97	L	87-83 (OT)	A
02/07/98	14/-	W 93-83	H
02/06/99	23/-	L 73-69	A
02/23/00	W	78-63	H
01/13/01	L	81-64	A
03/02/02	W	81-67	H
02/26/03	W	60-50	A
01/24/04	-/22	W 70-62	H
02/19/05	L	79-65	A
01/14/06	W	78-66	H
03/03/07	-/19	W 82-67	A
03/09/07	W	72-71	N (Atlanta)
03/01/08	-/18	W 78-73	H
03/14/08	-/18	W 81-75	N (Atlanta)
03/08/09	L	75-58	A
02/27/10	-/16	L 89-72	H
01/29/11	-/19	W 89-78	A
01/31/12	-/25	W 82-74	H
01/02/13	W	56-33	H
02/09/13	L	67-49	A
03/14/13	L	75-72	N (Nashville)
02/08/14	W	77-75	A
01/10/15	23/-	W 82-70	H
01/05/16	W	90-85 (OT)	H
01/24/17	W	71-70	H
02/07/17	L	72-59	A
03/11/17	W	76-62	N (Nashville)
02/10/18	W	72-54	H
02/05/19	W	69-66	H

03/06/19	W	84-48	A
01/15/20	W	75-55	H
03/11/20	W	86-73	N (Nashville)
01/23/21	W	92-71	A
01/04/22	L	75-74	H
01/14/23	15/-	L 97-84	A

VERMONT

Arkansas leads.....	1-0		
Neutral.....	1-0		
03/18/22	17/-	W 75-71	N (Buffalo)

VILLANOVA

Arkansas trails.....	0-3
Away.....	0-1
Neutral.....	0-2

01/29/84	16/-	L 58-54	A
03/18/88	L	82-74	N (Cincinnati)
11/22/98	19/-	L 76-63	N (Fairbanks)

VIRGINIA

Arkansas trails.....	3-4
Home.....	1-0
Away.....	0-2
Neutral.....	2-2

03/18/84	8/-	L 53-51 (OT)	N (E. Rutherford)
01/27/85	L	54-52	A
12/20/86	L	78-66	N (PB)
12/12/87	W	66-52	H
11/30/88	L	75-65	A
03/26/95	6/13	W 68-61	N (Seattle)
11/20/98	19/-	W 85-83	N (Fairbanks)

VIRGINIA COMMONWEALTH

Arkansas leads.....	1-0		
Neutral.....	1-0		
11/18/07	18/-	W 70-60	N (San Juan, PR)

VA. MILITARY INSTITUTE (VMI)

Arkansas leads.....	2-1		
Neutral.....	2-1		
12/30/64	L	72-70	N (Shreveport)
12/28/73	W	96-86	N (LR)
12/23/89	10/-	W 92-61	N (LR)

WABASH

Arkansas leads.....	1-0		
Home.....	1-0		
12/08/73	W	83-77	H

WAKE FOREST

Arkansas trails.....	3-5
Home.....	1-2
Away.....	1-1
Neutral.....	1-2

03/12/77	8/-	L 86-80	N (Norman)
01/31/82	12/19	L 49-48	N (LR)
01/30/83	12/19	W 68-65	N (Greensboro)
12/23/98	19/-	W 75-59	H
12/20/99	-/25	L 70-64	A
11/16/01	L	76-71	H
11/19/14	W	83-53	H
12/04/15	L	88-85	A

WASHBURN (KAN.)

Arkansas trails.....	0-1		
Home.....	0-1		
01/28/71	L	80-75	H

WASHINGTON (MO.)

Arkansas leads.....	2-0		
Away.....	1-0		
Neutral.....	1-0		
12/12/53	W	69-55	A
12/22/53	W	68-50	N (LR)

WASHINGTON STATE

Arkansas trails.....	0-1		
Neutral.....	0-1		
03/22/41	L	64-53	N (Kansas City)

WEBER STATE

Arkansas leads.....	2-0		
Neutral.....	2-0		
03/11/78	7/-	W 73-52	N (Eugene)
03/11/79	7/-	W 74-63	N (Lawrence)

ALL-TIME SERIES VERSUS ALL OPPONENTS

WEST TEXAS STATE

Arkansas leads.....	2-1		
Home.....	1-1		
Neutral.....	1-0		
12/28/39	W	48-43	N (Oklahoma City)
1941-42	L	54-41	H
12/06/78	W	84-54	H

WEST VIRGINIA

Arkansas leads.....	2-0		
Home.....	1-0		
Neutral.....	1-0		
11/26/06	W	71-64	N (Orlando)
01/29/22	W	77-68	H

WESTERN CAROLINA

Series tied.....	1-1		
Home.....	1-1		
12/07/98	19/-	W 90-54	H
12/22/03	L	62-59 (OT)	H

WESTERN ILLINOIS

Arkansas leads.....	3-0		
Home.....	2-0		
Away.....	1-0		
01/13/75	W	88-51	H
02/07/76	W	75-72 (OT)	A
01/01/06	W	83-54	H

WESTERN KENTUCKY

Series Tied.....	4-4		
Home.....	0-2		
Away.....	0-2		
Neutral.....	4-0		
03/26/36	W	43-36	N (LR)
03/27/36	W	39-30	N (LR)
12/06/45	W	66-46	N (LR)
12/07/45	W	67-38	N (LR)
12/03/73	L	102-100	H
12/07/74	L	74-63	A
12/07/18	L	78-77	H
12/07/19	L	86-79 (OT)	A

WESTMINISTER (PA.)

Arkansas trails.....	0-1		
Away.....	0-1		
12/19/44	L	71-61	A

WICHITA STATE

Series tied.....	1-1
Home.....	1-0
Away.....	0-1

ARKANSAS RAZORBACKS

RAZORBACK RECORDS

Season	Coach	Record	Conference	Finish	Postseason
1923-24	Francis Schmidt	17-11	3-9	7th	--
1924-25	Francis Schmidt	21-5	9-3	3rd	--
1925-26	Francis Schmidt	23-2	11-1	1st	--
1926-27	Francis Schmidt	14-2	8-2	1st	--
1927-28	Francis Schmidt	19-1	12-0	1st	--
1928-29	Francis Schmidt	19-1	11-1	1st	--
1929-30	Charles Bassett	16-7	10-2	1st	--
1930-31	Charles Bassett	14-9	7-5	T-3rd	--
1931-32	Charles Bassett	18-6	8-4	3rd	--
1932-33	Charles Bassett	14-7	6-6	4th	--
1933-34	Glen Rose	16-8	6-6	T-3rd	--
1934-35	Glen Rose	14-5	9-3	T-1st	--
1935-36	Glen Rose	24-3	11-1	1st	--
1936-37	Glen Rose	12-6	8-4	2nd	--
1937-38	Glen Rose	19-3	11-1	1st	--
1938-39	Glen Rose	18-5	9-3	2nd	--
1939-40	Glen Rose	12-10	6-6	4th	--
1940-41	Glen Rose	20-3	12-0	1st	NCAA Final Four
1941-42	Glen Rose	19-4	10-2	T-1st	--
1942-43	Eugene Lambert	19-7	8-4	3rd	--
1943-44	Eugene Lambert	16-8	11-1	T-1st	NCAA Selection*
1944-45	Eugene Lambert	17-9	9-3	2nd	NCAA Final Four
1945-46	Eugene Lambert	16-7	9-3	2nd	--
1946-47	Eugene Lambert	14-10	8-4	T-2nd	--
1947-48	Eugene Lambert	16-8	8-4	3rd	--
1948-49	Eugene Lambert	15-11	9-3	T-1st	NCAA Elite 8
1949-50	Presley Askew	12-12	8-4	T-1st	--
1950-51	Presley Askew	13-11	7-5	4th	--
1951-52	Presley Askew	10-14	4-8	T-6th	--
1952-53	Glen Rose	10-11	4-8	T-5th	--
1953-54	Glen Rose	13-9	6-6	T-3rd	--
1954-55	Glen Rose	14-9	8-4	T-2nd	--
1955-56	Glen Rose	11-12	9-3	2nd	--
1956-57	Glen Rose	11-12	5-7	5th	--
1957-58	Glen Rose	17-10	9-5	T-1st	NCAA Sweet 16
1958-59	Glen Rose	9-14	6-8	T-5th	--
1959-60	Glen Rose	12-11	7-7	T-4th	--
1960-61	Glen Rose	16-7	9-5	3rd	--
1961-62	Glen Rose	14-10	5-9	6th	--
1962-63	Glen Rose	13-11	8-6	4th	--
1963-64	Glen Rose	9-14	6-8	6th	--
1964-65	Glen Rose	9-14	5-9	5th	--
1965-66	Glen Rose	13-10	7-7	T-4th	--
1966-67	Duddy Waller	6-17	4-10	T-7th	--
1967-68	Duddy Waller	10-14	7-7	5th	--
1968-69	Duddy Waller	10-14	4-10	8th	--
1969-70	Duddy Waller	5-19	3-11	8th	--
1970-71	Lanny Van Eman	5-21	1-13	8th	--
1971-72	Lanny Van Eman	8-18	5-9	6th	--
1972-73	Lanny Van Eman	16-10	9-5	T-2nd	--
1973-74	Lanny Van Eman	10-16	6-8	5th	--
1974-75	Eddie Sutton	17-9	11-3	2nd	--
1975-76	Eddie Sutton	19-9	9-7	4th	--
1976-77	Eddie Sutton	26-2	16-0	1st	NCAA First Round
1977-78	Eddie Sutton	32-4	14-2	T-1st	NCAA Final Four
1978-79	Eddie Sutton	25-5	13-3	T-1st	NCAA Elite 8
1979-80	Eddie Sutton	21-8	13-3	2nd	NCAA First Round
1980-81	Eddie Sutton	24-8	13-3	1st	NCAA Sweet 16
1981-82	Eddie Sutton	23-6	12-4	1st	NCAA Second Round
1982-83	Eddie Sutton	26-4	14-2	2nd	NCAA Sweet 16
1983-84	Eddie Sutton	25-7	14-2	2nd	NCAA Second Round
1984-85	Eddie Sutton	22-13	10-6	2nd	NCAA Second Round
1985-86	Nolan Richardson	12-16	4-12	7th	--
1986-87	Nolan Richardson	19-14	8-8	5th	NIT Second Round
1987-88	Nolan Richardson	21-9	11-5	T-2nd	NCAA First Round
1988-89	Nolan Richardson	25-7	13-3	1st	NCAA Second Round
1989-90	Nolan Richardson	30-5	14-2	1st	NCAA Final Four
1990-91	Nolan Richardson	34-4	15-1	1st	NCAA Elite 8
* Arkansas joins the Southeastern Conference *					
1991-92	Nolan Richardson	26-8	13-3	1st Overall	NCAA Second Round
1992-93	Nolan Richardson	22-9	10-6	1st West	NCAA Sweet 16
1993-94	Nolan Richardson	31-3	14-2	1st Overall	NCAA Champion
1994-95	Nolan Richardson	32-7	12-4	T-1st West	NCAA Runner-up

SEASON W-L RECORD BY YEAR

Season	Coach	Record	Conference	Finish	Postseason
1995-96	Nolan Richardson	20-13	9-7	T-2nd West	NCAA Sweet 16
1996-97	Nolan Richardson	18-14	8-8	2nd West	NIT Final Four
1997-98	Nolan Richardson	24-9	11-5	2nd West	NCAA Second Round
1998-99	Nolan Richardson	23-11	9-7	2nd West	NCAA Second Round
1999-00	Nolan Richardson	19-15	7-9	3rd West	NCAA First Round
2000-01	Nolan Richardson	20-11	10-6	2nd West	NCAA First Round
2001-02	Nolan Richardson**	14-15	6-10	T-4th West	--
2002-03	Stan Heath	9-19	4-12	T-5th West	--
2003-04	Stan Heath	12-16	4-12	6th West	--
2004-05	Stan Heath	18-12	6-10	4th West	--
2005-06	Stan Heath	22-10	10-6	T-2nd West	NCAA First Round
2006-07	Stan Heath	21-14	7-9	3rd West	NCAA First Round
2007-08	John Pelphrey	23-12	9-7	2nd West	NCAA Second Round
2008-09	John Pelphrey	14-16	2-14	6th West	--
2009-10	John Pelphrey	14-18	7-9	T-3rd West	--
2010-11	John Pelphrey	18-13	7-9	T-3rd West	--
2011-12	Mike Anderson	18-14	6-10	9th	--
2012-13	Mike Anderson	19-13	10-8	7th	--
2013-14	Mike Anderson	22-12	10-8	5th	NIT Second Round
2014-15	Mike Anderson	27-9	13-5	2nd	NCAA Third Round
2015-16	Mike Anderson	16-16	9-9	8th	--
2016-17	Mike Anderson	26-10	12-6	3rd	NCAA Second Round
2017-18	Mike Anderson	23-12	10-8	T-4th	NCAA First Round
2018-19	Mike Anderson	18-16	8-10	T-9th	NIT Second Round
2019-20	Eric Musselman	20-12	7-11	T-10th	#
2020-21	Eric Musselman	25-7	13-4	2nd	NCAA Elite 8
2021-22	Eric Musselman	28-9	13-5	4th	NCAA Elite 8
2022-23	Eric Musselman	22-14	8-10	T-9th	NCAA Sweet 16
Totals	100 years	1,783-997	869-578		
		(.641)	(.601)		

* Southwest Conference champion Arkansas prevented from participating in NCAA Tournament due to an automobile accident.

** Mike Anderson was 1-1 as interim head coach.

- Due to COVID-19, the SEC Tournament was canceled after Rd.1 and, on Feb. 12, the NCAA canceled all postseason championships.



Head Coach **Nolan Richardson**, with former President of the United States **Bill Clinton**, won 389 games and guided Arkansas to the Final Four three times from 1986-2002.

ARKANSAS RAZORBACKS

RAZORBACK RECORDS

RAZORBACK HEAD COACHES

Years	Coach	Years	NCAA Appearances	W	L	Pct.
1924-29	Francis Schmidt	6	0	113	22	.837
1930-33	Charles Bassett	4	0	62	29	.681
1934-42	Glen Rose *	9	1	154	47	.766
1943-49	Eugene Lambert	7	3	113	60	.653
1950-52	Presley Askew	3	0	35	37	.486
1953-66	Glen Rose *	14	1	171	154	.526
* - Glen Rose was a combined 325-201 (.618) in his 23 total seasons as head coach over two stints						
1967-70	Duddy Waller	4	0	31	64	.326
1971-74	Lanny Van Eman	4	0	39	65	.375
1975-85	Eddie Sutton	11	9	260	75	.776
1986-02	Nolan Richardson	17	13	389	169	.697
2003-07	Stan Heath	5	2	82	71	.536
2008-11	John Pelphrey	4	1	69	59	.539
2012-19	Mike Anderson	8	4	169	102	.624
2019-pres.	Eric Musselman	4	3 #	95	42	.693
Totals		100	37	1,783	997	.641

- Due to COVID-19, the NCAA canceled all postseason championships for the 2019-20 season from March 2020 through June 2020.



MIKE ANDERSON
8 seasons: 169-102 *



PRESLEY ASKEW
3 seasons: 35-37



CHARLES BASSETT
4 seasons: 62-29



STAN HEATH
5 seasons: 82-71



EUGENE LAMBERT
7 seasons: 113-60



ERIC MUSSELMAN
4 seasons: 95-42



JOHN PELPHREY
4 seasons: 69-59



NOLAN RICHARDSON
17 seasons: 389-169



GLEN ROSE
23 seasons: 325-201
1st Stint - 9 seasons: 154-47
2nd Stint - 14 seasons: 171-154



FRANCIS SCHMIDT
6 seasons: 113-22



EDDIE SUTTON
11 seasons: 260-75



LARRY VAN EMAN
4 seasons: 39-65



DUDDY WALLER
4 seasons: 31-64

*The records do not reflect Mike Anderson's 1-1 record as interim coach during the 2001-02 season.

ARKANSAS RAZORBACKS

RAZORBACK RECORDS

OPPONENT NAME CHANGES

Then	Now (Date Changed)
Arkansas Normal	Central Arkansas (1975)
Baptist College	Charleston Southern (1990)
Northeast Louisiana	Louisiana-Monroe (1999)
Southeastern State	Southeastern Okla. State (1974)
Southwest Texas	Texas State (2003)
Southwest Missouri State	Missouri State (2005)
Southwestern Presbyterian	Rhodes College (1984)
Southwestern Louisiana	Louisiana-Lafayette (1999)

1923-24 17-11, 3-9 (7th) Coach: Francis Schmidt

Date	Opponent	UA/Opp Rank	W/L	ARK	OPP
12/19	at Northeastern State		W	19	13
12/20	at Northeastern State		W	33	12
12/21	Boynton Boys School		W	46	18
12/27	Jonesboro YMCA		L	25	38
12/29	Gay Oil Company		W	34	19
12/31	at North Little Rock High		W	35	28
01/01	Fort Smith Faculty		W	69	8
	Ozark Athletic Club		W	61	36
01/04	Northeastern State		W	43	22
01/05	Northeastern State		W	42	14
01/11	Central Arkansas		W	62	27
01/12	Central Arkansas		W	34	14
01/18	Missouri State		L	31	38
01/09	Missouri State		W	22	21
01/25	SMU *		L	11	17
01/26	SMU *		W	21	15
02/01	TCU *		L	30	31
02/02	TCU *		L	21	23
02/08	Hendrix College		W	28	18
02/09	Hendrix College		W	39	21
02/18	at Baylor *		L	29	33
02/19	at Baylor *		W	28	14
02/20	at Texas A&M *		L	27	35
02/21	at Texas A&M *		L	17	32
02/22	at Rice *		L	19	22
02/23	at Rice *		W	29	22
02/27	Texas *		L	26	30
02/28	Texas *		L	21	32

* Southwest Conference games

1924-25 21-5, 9-3 (3rd) Coach: Francis Schmidt

Date	Opponent	UA/Opp Rank	W/L	ARK	OPP
	at College of the Ozarks		W	27	18
	vs. Gay Oil Company @ LR		W	31	13
12/23	vs. England National Bank @ LR		W	31	22
12/24	Stuttgart Athletic Club		W	34	18
12/25	Jonesboro YMCA		W	28	24
12/26	Southeast Missouri State		L	21	281
	at Cairo (Ill.) Aces		W	35	7
	at Bemis (Tenn.) YMCA		W	31	24
	at Arkansas State		W	31	9
	at England Athletic Club		W	78	22
01/19	Hendrix College		W	40	16
01/10	Hendrix College		W	34	25
01/14	at SMU *		W	29	25
01/15	at SMU *		W	29	20
01/16	at TCU *		L	26	28
01/17	at TCU *		W	21	20
01/23	Baylor *		W	39	14
01/24	Baylor *		W	23	14
02/01	Rice *		W	37	19
02/02	Rice *		W	29	9
02/06	Texas A&M *		W	54	18
02/07	Texas A&M *		W	38	17
02/20	at Texas *		L	18	20
02/21	at Texas *		L	12	21
02/27	Oklahoma State		W	21	17
02/28	Oklahoma State		L	23	25

* Southwest Conference games

1925-26 23-2, 11-1 (1st) • SWC CHAMPION • Coach: Francis Schmidt

Date	Opponent	UA/Opp Rank	W/L	ARK	OPP
	at Ozark Athletic Club		W	81	7
	at Fort Smith National Guard		W	64	6
	vs. Union Trust Company @ LR		W	35	22
	England Athletic Club		W	64	18
	at Jonesboro YMCA		W	29	22
	at Arkansas State		W	32	14
12/31	at Centralia (Ill.) Lions		W	29	13
01/01	at New Coliseum (St. Louis) Ath. Club		W	29	20
01/02	at St. Louis		L	30	40
01/08	Hendrix College		W	43	25
01/09	Hendrix College		W	39	21
01/15	SMU *		W	29	27
01/16	SMU *		W	28	8
01/22	at Baylor *		W	22	9
01/23	at Baylor *		W	19	14
01/29	Centenary		W	69	21
01/30	Centenary		W	43	9
02/05	Texas *		W	35	12
02/06	Texas *		W	27	7
02/12	at Rice *		W	54	15
02/13	at Rice *		W	25	17
02/15	at Texas A&M *		W	37	27
02/16	at Texas A&M *		W	35	21
02/26	TCU *		W	24	23
02/27	TCU *		L	15	30

* Southwest Conference games

YEAR-BY-YEAR RESULTS

1926-27 14-2, 8-2 (1st) • SWC CHAMPION • Coach: Francis Schmidt

Date	Opponent	UA/Opp Rank	W/L	ARK	OPP
	Northeastern State		W	27	13
	Northeastern State		W	25	19
	at Graham & Broening @ LR		W	38	34
	at Southwestern Bell @ LR		W	42	26
	at Jonesboro YMCA		W	49	25
	at Arkansas State		W	42	12
01/07	Rice *		W	36	18
01/08	Rice *		W	34	18
01/14	at TCU *		W	24	16
01/15	at TCU *		OT W	23	22
01/21	Texas A&M *		W	34	27
01/22	Texas A&M *		W	25	16
02/04	at Texas *		L	29	32
02/05	at Texas *		L	24	28
	at SMU *		W	32	30
	at SMU *		W	32	31

* Southwest Conference games



Long before Bud Walton Arena and even Barnhill Arena, Arkansas played its home games in Schmitt's Barn.

ARKANSAS RAZORBACKS

RAZORBACK RECORDS

1927-28

19-1, 12-0 (1st)
• SWC CHAMPION •
Coach: Francis Schmidt

Date	Opponent	UA/Opp Rank	W/L	ARK OPP
12/16	Northeastern State		W	59 29
12/17	Northeastern State		W	61 24
12/21	at Drury College		W	39 20
12/22	at Missouri State		L	31 45
12/30	at College of the Ozarks		W	53 27
12/31	at College of the Ozarks		W	59 20
01/16	TCU *		W	23 18
01/07	TCU *	OT	W	28 24
01/13	Texas *		W	42 26
01/14	Texas *		W	59 29
01/20	Hendrix College		W	69 30
01/21	Hendrix College		W	50 24
02/23	at Baylor *		W	59 21
02/04	at Baylor *		W	34 21
02/10	SMU *		W	48 26
02/11	SMU *		W	34 22
02/17	at Rice *		W	20 11
02/18	at Rice *		W	28 23
02/20	at Texas A&M *		W	42 18
02/21	at Texas A&M *		W	46 31

*Southwest Conference games

1928-29

19-1, 11-1 (1st)
• SWC champion •
Coach: Francis Schmidt

Date	Opponent	UA/Opp Rank	W/L	ARK OPP
	Northeastern State		W	54 28
	Northeastern State		W	54 34
	Little Rock All-Stars		W	32 21
	at Fort Smith Collegians		W	45 22
	at Jonesboro YMCA		W	43 30
	at Earle Cardinals		W	47 25
01/04	at SMU *		W	32 26
01/05	at SMU *		W	39 17
01/07	at TCU *		W	41 24
01/08	at TCU *		W	66 26
	Baylor *		W	59 24
	Baylor *		W	71 23
	Drury College		W	52 25
	Drury College		W	42 22
02/08	at Texas *		W	48 32
02/09	at Texas *		L	25 36
02/15	Rice *		W	51 18
02/16	Rice *		W	44 13
02/22	Texas A&M *		W	49 32
02/23	Texas A&M *		W	38 29

*Southwest Conference games

1929-30

16-7, 10-2 (1st)
• SWC champion •
Coach: Charles Bassett

Date	Opponent	UA/Opp Rank	W/L	ARK OPP
	Northeastern State		W	57 26
	Northeastern State		W	37 17
	Southeastern State		W	32 29
	Southeastern State		W	24 22
01/02	at Drury College		L	25 28
01/03	at St. Louis		L	13 32
01/04	at Missouri State		L	21 40
01/06	at Pittsburg State		L	23 36
01/07	at Pittsburg State		L	20 51
01/10	TCU *		W	32 21
01/11	TCU *		W	22 18
01/17	Texas *		W	22 19
01/18	Texas *		L	27 29
	at Baylor *		W	30 23

	at Baylor *		W	27 21
02/07	at Oklahoma State		W	30 20
02/08	at Oklahoma State		W	30 23
	SMU *		W	28 27
	SMU *		W	44 29
02/21	at Texas A&M *		W	28 24
02/22	at Texas A&M *	OT	W	25 23
02/24	at Rice *		W	30 26
02/25	at Rice *		L	16 37

*Southwest Conference games

1930-31

14-9, 7-5 (T3rd)
Coach: Charles Bassett

Date	Opponent	UA/Opp Rank	W/L	ARK OPP
12/12	Northeastern State		W	36 29
12/13	Northeastern State		W	39 21
12/18	Pittsburg State		L	31 40
12/19	Pittsburg State		L	26 28
12/22	vs. Colonial Baking AAU @ LR		W	30 27
12/23	vs. Colonial Baking AAU @ NLR		W	30 27
01/02	at Butler		L	21 37
01/03	at St. Louis		L	18 24
01/08	at Texas *		W	29 21
01/09	at Texas *		L	25 27
01/12	Rice *		W	36 32
01/13	Rice *		W	31 25
	Texas A&M *		W	30 19
	Texas A&M *		L	34 37
01/23	at TCU *		L	26 35
01/24	at TCU *		W	30 29
02/11	St. Louis		W	33 30
02/13	Baylor *		L	27 29
02/14	Baylor *		W	29 25
02/20	Oklahoma State		W	37 22
02/21	Oklahoma State		W	29 22
02/27	at SMU *		W	32 27
02/28	at SMU *		L	27 40

*Southwest Conference games

1931-32

18-6, 8-4 (3rd)
Coach: Charles Bassett

Date	Opponent	UA/Opp Rank	W/L	ARK OPP
12/11	Northeastern State		W	36 29
12/12	Northeastern State		W	39 21
12/15	Tulsa		W	33 28
12/16	Tulsa		W	37 29
12/18	at Missouri State		W	41 38
12/19	at Pittsburg State		L	20 36
01/01	at Drury College		W	45 26
01/02	at St. Louis		L	23 25
01/08	Texas *		W	24 21
01/09	Texas *		L	25 27
01/16	Drury College		W	35 14
01/18	Pittsburg State		W	32 21
01/22	SMU *		W	46 20
01/23	SMU *		W	29 20
02/05	at Baylor *		L	28 34
02/06	at Baylor *		W	42 31
02/12	TCU *		L	27 31
02/13	TCU *		W	37 24
02/15	St. Louis		W	33 19
02/22	Missouri State		W	37 19
	at Texas A&M *		L	23 28
02/26	at Rice *		W	25 23
02/27	at Rice *		W	34 19
03/02	at Texas A&M *		W	33 27

*Southwest Conference games

1932-33

14-7, 6-6 (4th)
Coach: Charles Bassett

Date	Opponent	UA/Opp Rank	W/L	ARK OPP
12/09	at Northeastern State		W	31 16
12/10	at Northeastern State		W	33 20
12/16	at Nebraska		W	41 24
12/17	at Creighton		L	28 29
12/19	at South Dakota		W	33 27
12/29	at Tulsa		W	35 25
	North Texas State		W	34 20
	North Texas State		W	36 26
01/13	at Texas *		L	28 36
01/14	at Texas *		L	28 31
01/20	Rice *		W	36 32
01/21	Rice *		W	33 23
02/03	at TCU *		L	19 29
02/04	at TCU *		L	26 30
	at SMU *		W	40 23
	at SMU *		W	26 25
02/13	Tulsa		W	28 19
	Texas A&M *		L	21 25
	Texas A&M *		L	23 25
02/24	Baylor *		W	34 19
02/25	Baylor *		W	39 30

*Southwest Conference games

1933-34

16-8, 6-6 (3rd)
Coach: Glen Rose

Date	Opponent	UA/Opp Rank	W/L	ARK OPP
12/14	Northeastern State		W	30 19
12/15	Northeastern State		W	27 23
12/16	at Missouri State		L	13 16
12/18	vs. Diamond Oilers @ Fort Smith		W	39 31
12/19	at Central Arkansas		W	54 30
12/20	vs. Colonial Baking AAU @ LR		W	54 37
12/21	vs. Colonial Baking AAU @ LR		W	37 28
01/04	Missouri State		W	22 15
01/06	Tulsa		W	18 13
01/12	TCU *		W	31 15
01/13	TCU *		L	21 28
01/19	Oklahoma State		W	46 22
01/20	Oklahoma State		W	28 23
01/29	at Tulsa		L	24 25
02/02	at Baylor *		W	31 29
02/03	at Baylor *		L	20 31
02/09	Texas *		L	26 28
02/10	Texas *		W	32 29
02/16	at Rice *		W	31 20
02/17	at Rice *		L	22 25
02/19	at Texas A&M *		W	23 22
02/20	at Texas A&M *		L	23 35
03/02	SMU *		W	39 35
03/03	SMU *		L	37 44

*Southwest Conference games

1934-35

14-5, 9-3 (T-1st)
• SWC champion •
Coach: Glen Rose

Date	Opponent	UA/Opp Rank	W/L	ARK OPP
12/14	Northeastern State		W	38 21
12/15	Northeastern State		W	53 14
12/18	at Tulsa		L	21 25
12/20	vs. Diamond Oilers @ Tulsa		L	26 28
	at East Central Oklahoma		W	50 21
01/05	Tulsa		W	33 14
01/10	Rice *		W	31 30
01/11	Rice *		W	37 19
01/18	at TCU *		W	41 20
01/19	at TCU *		W	42 24
	Fort Smith Vehicle Sports		W	60 32

YEAR-BY-YEAR RESULTS

	Baylor *		W	37 27
	Baylor *		W	48 30
02/15	at Texas *		W	47 30
02/16	at Texas *		L	23 33
	at SMU *		L	22 30
	at SMU *		L	27 41
03/01	Texas A&M *		W	45 41
03/02	Texas A&M *		W	51 31

*Southwest Conference games

1935-36

24-3, 11-1 (1st)
• SWC CHAMPION •
• U.S. OLYMPIC FINALIST •
Coach: Glen Rose

Date	Opponent	UA/Opp Rank	W/L	ARK OPP
12/13	Northeastern State		W	47 19
12/14	Northeastern State		W	50 19
12/18	at Oklahoma State		L	21 33
12/19	at Oklahoma State		W	24 15
12/20	at Tulsa		W	47 30
12/21	at Fort Smith Vehicle Sports		W	52 24
12/23	at Central Arkansas		W	42 38
12/24	at Central Arkansas		W	66 27
01/03	Oklahoma Tire AAU - Muskogee		W	42 39
01/10	at Texas A&M *		W	22 18
01/11	at Texas A&M *		W	34 27
01/14	at Rice *		W	33 26
01/15	at Rice *		L	29 35
01/25	Tulsa		W	42 28
02/07	SMU *		W	34 23
02/08	SMU *		W	40 28
02/14	at Baylor *		W	44 26
02/15	at Baylor *		W	39 14
02/21	TCU *		W	47 15
02/22	TCU *		W	40 29
02/28	Texas *		W	38 37
02/29	Texas *		W	43 31

U.S. Olympic Playoffs • Houston, Texas

03/10	vs. Texas		W	27 16
03/11	vs. Stephen F. Austin		W	53 24

U.S. Olympic Playoffs

03/26	vs. Western Kentucky @LR		W	43 36
03/27	vs. Western Kentucky @NLR		W	39 30

U.S. Olympic Playoffs • New York, N.Y.

04/03	vs. Hollywood Universal		L	29 40
-------	-------------------------	--	---	-------

*Southwest Conference games

1936-37

12-6, 8-4 (2nd)
Coach: Glen Rose

Date	Opponent	UA/Opp Rank	W/L	ARK OPP
12/14	Drake		W	31 22
12/17	Southeastern State		W	33 19
12/18	Southeastern State		W	39 28

Sugar Bowl Classic • New Orleans, La.

12/30	vs. Tennessee		W	42 34
01/02	Brown Paper Mill AAU		L	29 31
01/08	Baylor *		L	22 25
01/09	Baylor *		W	42 24
01/15	at SMU *		L	25 29
01/16	at SMU *		W	37 28
02/05	at Texas *		L	28 39
02/06	at Texas *		L	31 43
02/12	Texas A&M *		W	45 19
02/13	Texas A&M *		W	36 32
02/19	Rice *		W	52 29
02/20	Rice *		W	52 34
02/27	Phillips 66ers		L	33 39
03/05	at TCU *		W	38 35
03/06				

ARKANSAS RAZORBACKS

RAZORBACK RECORDS

1937-38

19-3, 11-1 (1st)
• SWC champion •
Coach: Glen Rose

Date	Opponent	UA/Opp Rank	W/L	ARK	OPP
12/17	Sta-O-Life AAU		W	52	26
12/21	at Murray State		L	40	43
12/22	vs. Ole Miss @ Memphis		W	47	43
12/23	vs. Ole Miss @ NLR		W	48	46
All College Tournament • At OK City (Central HS FH)					
12/27	vs. Northwestern Oklahoma State		W	45	44
12/28	vs. Central Missouri		W	43	36
12/29	vs. Southwestern (Kan.) College		L	33	36
12/30	vs. North Texas		W	32	21
01/07	at Texas A&M *		W	45	32
01/08	at Texas A&M *		W	33	22
01/18	Parks Clothiers (Okla.) AAU		W	28	25
01/20	Rice *		W	38	31
01/21	Rice *		W	59	37
01/29	Marianne (Ark.) AAU		W	57	25
02/04	TCU *		W	53	26
02/05	TCU *		W	57	38
02/11	Texas *		W	74	38
02/12	Texas *		W	42	37
02/19	at Baylor *		L	47	54
02/21	at Baylor *		W	54	45
02/25	SMU *		W	32	23
02/25	SMU *		W	34	26

*Southwest Conference games

1938-39

18-5, 9-3 (2nd)
Coach: Glen Rose

Date	Opponent	UA/Opp Rank	W/L	ARK	OPP
12/09	Southeastern State		W	51	33
12/10	Southeastern State		W	36	21
12/13	Phillips 66ers		W	32	31
12/16	Drury College		W	44	21
12/17	Drury College		W	27	19
12/20	at Oklahoma		W	39	31
12/21	at Oklahoma		W	36	30
12/22	Parks Clothiers (Okla.) AAU		L	28	66
Sugar Bowl Classic • New Orleans, La.					
12/28	vs. Purdue		L	51	57
12/30	at Fort Smith Buick AAU		W	61	19
01/06	at SMU *		L	31	47
01/07	at SMU *		L	19	32
01/13	at Texas *		L	37	41
01/14	at Texas *		W	65	41
02/03	Baylor *		W	46	38
02/04	Baylor *		W	40	36
02/10	at TCU *		W	44	32
02/11	at TCU *		W	51	38
02/18	Parks Clothiers (Okla.) AAU		W	48	45
02/24	Texas A&M *		W	61	42
02/25	Texas A&M *		W	66	38
03/01	at Rice *		W	50	45
03/02	at Rice *		W	40	35

*Southwest Conference games

1939-40

12-10, 6-6 (4th)
Coach: Glen Rose

Date	Opponent	UA/Opp Rank	W/L	ARK	OPP
12/08	Southeastern State		W	32	20
12/09	Southeastern State		L	25	26
12/15	Pittsburg State		L	50	62
12/16	Pittsburg State		W	49	42
12/18	Oklahoma		L	36	49
12/19	Oklahoma		W	40	38
All-College Tournament • Oklahoma City, Okla.					
12/27	vs. West Texas State		W	48	43
12/28	vs. Pittsburg State		W	44	33
12/29	vs. Oklahoma State		L	26	32
	vs. Central Missouri		W	60	46
01/12	Texas *		L	33	52
01/13	Texas *		W	54	44
01/19	at Baylor *		L	24	40
01/20	at Baylor *		L	39	47
02/09	SMU *		W	75	40
02/10	SMU *		W	36	26
02/16	at Texas A&M *		W	37	25
02/17	at Texas A&M *		L	38	41
02/19	at Rice *		L	43	60
02/20	at Rice *		L	28	42
03/01	TCU *		W	59	45
03/02	TCU *		W	52	36

*Southwest Conference games

1940-41

20-3, 12-0 (1st)
• SWC champion •
• NCAA FINAL FOUR •
Coach: Glen Rose

Date	Opponent	UA/Opp Rank	W/L	ARK	OPP
12/13	Drury College		W	62	17
12/14	Drury College		W	46	20
12/19	at Murray State		W	52	30
12/20	Southwestern (Tenn.)		W	58	35
12/21	vs. Phillips 66ers @ LR		W	38	24
01/03	at Phillips 66ers		L	33	35
01/04	at Pittsburg State		W	48	45
01/10	at Texas *		W	50	38
01/11	at Texas *		W	44	34
01/17	Texas A&M *		W	68	33
01/18	Texas A&M *		W	58	36

02/01	Pittsburg State		W	71	45
02/07	Baylor *		W	62	48
02/08	Baylor *		W	36	31
02/12	Rice *		W	66	41
02/13	Rice *		W	48	43
02/18	vs. Phillips 66ers @ Tulsa		L	26	31
02/21	at TCU *		W	67	42
02/22	at TCU *		W	66	43
02/28	at SMU *		W	40	23
03/01	at SMU *		W	40	32

NCAA Western Regional • Kansas City, Mo.

03/21	vs. Wyoming		W	52	40
NCAA Final Four • Kansas City, Mo.					
03/22	vs. Washington State		L	53	64

*Southwest Conference games

1941-42

19-4, 10-2 (T-1st)
• SWC champion •
Coach: Glen Rose

Date	Opponent	UA/Opp Rank	W/L	ARK	OPP
12/11	Southeastern State		W	30	19
12/12	Southeastern State		W	38	36
12/17	Central (Okla.) State		W	43	23
12/18	Central (Okla.) State		W	42	25
All-College Tournament • Oklahoma City, Okla.					
	vs. Central Missouri		W	44	36
	vs. West Texas State		L	41	54
	vs. SMU		W	52	22
	vs. East Central Oklahoma		W	54	28
01/03	at Phillips 66ers		L	33	34
01/09	SMU *		W	35	33
01/10	SMU *		W	36	34
01/16	at Rice *		L	38	51
01/17	at Rice *		W	55	47
01/31	Tulsa		W	59	30
02/06	at Baylor *		W	53	43
02/07	at Baylor *		W	50	45
02/13	at Texas A&M *		W	47	45
02/14	at Texas A&M *		W	40	31
02/20	Texas *		W	42	34
02/21	Texas *		L	37	58
02/24	Tulsa		W	69	27
02/27	TCU *		W	41	33
02/28	TCU *		W	63	37

*Southwest Conference games

YEAR-BY-YEAR RESULTS

1942-43

19-7, 8-4 (3rd)
Coach: Eugene Lambert

Date	Opponent	UA/Opp Rank	W/L	ARK	OPP
12/07	Camp Crowder (Mo.)		W	43	31
12/09	East Central Oklahoma		W	50	35
12/14	Pittsburg State		W	57	46
12/16	at Camp Crowder (Mo.)		W	40	29
12/17	at Drury College		W	42	29
12/18	at Missouri State		W	47	31
12/19	vs. Ouachita College @ Fort Smith		W	44	29
All-College Tournament • Oklahoma City, Okla.					
12/28	vs. Texas Tech		W	43	38
12/29	vs. Texas Wesleyan		W	52	46
12/29	s. Texas		W	66	44
12/30	vs. TCU		L	25	37
12/31	at Phillips 66ers		L	27	48
01/01	Pittsburg State		W	43	38
01/02	at St. Louis		L	37	43
01/08	at SMU *		W	39	35
01/09	at SMU *		W	36	29
01/15	Rice *		W	52	35
01/16	Rice *		L	37	41
02/05	Baylor *		W	68	35
02/06	Baylor *		W	40	38
02/12	at Texas *		L	31	45
02/13	at Texas *		L	35	48
02/19	Texas A&M *		W	74	49
02/20	Texas A&M *		L	52	67
03/04	at TCU *		W	33	23
03/05	at TCU *		W	54	39

*Southwest Conference games



The Men's Gynnasium - Field House was the home of Arkansas basketball from the 1937-38 season until the 1954-55 season. The dedicating games was a 53-26 win over TCU on Feb. 2, 1938.

ARKANSAS RAZORBACKS

RAZORBACK RECORDS

1943-44

16-8, 11-1 (T1st)

• SWC champion •

Coach: Eugene Lambert

Date	Opponent	UA/Opp Rank	W/L	ARK	OPP
12/09	Conway (Ark.) AAU		W	60	33
12/15	Pittsburg State		W	42	37
12/18	Springfield (Mo.) AAU		W	65	40
12/20	at Camp Chaffee (Ark)		W	58	52
12/28	at City College of New York		W	39	37
12/29	at Albright College		L	40	47
01/01	vs. DePaul @ Buffalo, N.Y.		L	30	59
01/07	TCU *		W	71	50
01/08	TCU *		W	60	29
01/14	at Rice *		W	42	41
01/15	at Rice *		L	41	67
01/21	SMU *		W	68	58
01/22	SMU *		W	74	49
01/27	at Oklahoma State		L	41	66
01/28	vs. Oklahoma St. @ Oklahoma City		L	15	17
01/29	at Phillips 66ers		L	42	57
02/04	at Baylor *		W	45	28
02/05	at Baylor *		W	36	34
02/11	Texas *		W	59	48
02/12	Texas *		W	54	46
02/16	at Pittsburg State		L	42	50
02/25	at Texas A&M *		W	70	35
02/26	at Texas A&M *		W	60	38
03/18	vs. Champ Chaffee (Fort Smith)		L	42	58

*Southwest Conference games

1944-45

17-9, 9-3 (2nd)

• NCAA FINAL FOUR •

Coach: Eugene Lambert

Date	Opponent	UA/Opp Rank	W/L	ARK	OPP
12/07	at Pittsburg State		W	45	30
12/09	Blytheville AAB (Ark.)		W	76	45
12/16	at City College of New York		W	59	47
12/19	at Westminster College (Pa.)		L	61	71

All-College Tournament • Oklahoma City, Okla.

12/27	vs. Denver		W	50	36
12/28	vs. Oklahoma		W	54	51
12/29	vs. Oklahoma State		L	34	43
01/05	Baylor *		W	94	28
01/06	Baylor *		W	90	30
01/09	Phillips 66ers		L	40	60
01/12	vs. Oklahoma State @ LR		W	41	38
01/13	vs. Oklahoma State @ El Dorado		L	40	49
01/19	at Texas *		L	40	49
01/20	at Texas *		W	74	38
01/26	at Rice *		L	46	57
01/27	at Rice *		L	56	69
02/02	at TCU *		W	37	33
02/03	at TCU *		W	60	35
02/08	Pittsburg State		W	76	45
02/16	at SMU *		W	59	52
02/17	at SMU *		W	65	49
02/23	Texas A&M *		W	80	21
02/24	Texas A&M *		W	87	36
02/28	Phillips 66ers		L	34	62


NCAA Western Regional • Kansas City, Mo.

03/23	vs. Oregon		W	79	76
-------	------------	--	---	----	----

NCAA Final Four • Kansas City, Mo.

03/24	vs. Oklahoma State		L	41	68
-------	--------------------	--	---	----	----

*Southwest Conference games



George Kok's 22 points against Oregon in 1945 helped send Arkansas to its second Final Four...

1945-46

16-7, 9-3 (2nd)

Coach: Eugene Lambert

Date	Opponent	UA/Opp Rank	W/L	ARK	OPP
11/29	Camp Chaffee (Ark.)		W	76	35
12/01	Sedalia AAB (Mo.)		W	101	37
12/06	vs. Western Kentucky @ LR		W	66	46
12/07	vs. Western Kentucky @ LR		W	67	38
12/11	Memphis NATTC		W	52	47
12/15	at New York University		L	62	63
12/18	at Kentucky		L	42	67
01/04	Texas *		W	55	47
01/05	Texas *		W	90	63
01/11	at Baylor *		W	49	37
01/12	at Baylor *		L	28	40
01/26	Camp Hood (Texas)		W	62	53
02/01	SMU *		W	81	53
02/02	SMU *		W	74	56
02/04	Rice *		W	62	45
02/05	Rice *		W	68	25
02/08	TCU *		L	50	53
02/09	TCU *		W	58	36
02/15	at Oklahoma State		L	29	53
02/16	vs. Oklahoma State @ Oklahoma City		L	31	46
02/20	Camp Robinson (Ark.)		W	64	53
02/25	at Texas A&M*		L	55	56
02/26	at Texas A&M*		W	53	43

*Southwest Conference games

1946-47

14-10, 8-4 (T-2nd)

Coach: Eugene Lambert

Date	Opponent	UA/Opp Rank	W/L	ARK	OPP
12/04	Tulsa		W	56	21
12/07	vs. Missouri St. @ Joplin, Mo.		W	62	55
Big Six Tournament • Kansas City, Mo.					
12/12	vs. Nebraska		W	57	46
12/13	vs. Kansas		L	52	53
12/14	vs. Kansas State		L	41	56
12/17	at New York University		L	46	67
12/21	at St. Joseph's (Pa.)		W	46	36
01/04	at Pittsburg State		L	52	53
01/10	Rice *		W	52	51
01/11	Rice *		W	66	53
01/14	at TCU *		W	54	39
01/15	at TCU *		W	63	53
01/20	University of Mexico		W	55	37
01/22	vs. Oklahoma State @ LR		L	38	42
01/24	vs. Oklahoma State @ Oklahoma City	OT	L	44	49
02/01	Central Arkansas		W	59	39
02/07	Baylor *		W	55	50
02/08	Baylor *		W	68	57
02/14	at SMU *		L	52	64
02/15	at SMU *		L	44	47
02/21	Texas A&M *		W	62	56
02/22	Texas A&M *		W	71	58
02/28	at Texas *		L	44	49
03/01	at Texas *		L	46	66

*Southwest Conference games

YEAR-BY-YEAR RESULTS

1947-48

16-8, 8-4 (3rd)

Coach: Eugene Lambert

Date	Opponent	UA/Opp Rank	W/L	ARK	OPP
12/03	Pittsburg State		W	75	42
12/08	Culver-Stockton (Mo.)		W	68	36
12/11	at New York University		L	62	85
12/13	at LaSalle (Pa.)		L	58	69
12/20	North Texas		W	62	49

Los Angeles Tournament • Los Angeles, Calif.

12/26	vs. Brigham Young		L	58	68
12/27	vs. Loyola (Calif.)		W	60	47
12/30	vs. Pepperdine		W	70	44

San Francisco Tournament • San Francisco, Calif.

01/02	at San Francisco		W	74	58
01/03	vs. Stanford		L	53	60
01/09	at Texas A&M *		W	58	51
01/10	at Texas A&M *		W	57	46
01/16	SMU *		W	47	40
01/17	SMU *		W	58	57
01/21	vs. Alabama @ Memphis		W	42	35
01/22	at Arkansas State		W	76	59
02/06	at Baylor *		L	38	42
02/07	at Baylor *		L	47	55
02/13	TCU *		W	37	30
02/14	TCU *		W	47	38
02/20	Texas *		W	54	40
02/21	Texas *		L	43	54
02/27	at Rice *		L	49	61
02/28	at Rice *	OT	W	66	63

*Southwest Conference games

1948-49

15-11, 9-3 (T-1st)

• SWC CHAMPION •

• NCAA REGIONAL SEMIFINAL •

• SWEET 16 •

Coach: Eugene Lambert

Date	Opponent	UA/Opp Rank	W/L	ARK	OPP
11/29	at Phillips 66ers		L	40	58
12/01	Oklahoma City		W	31	29
12/04	at Oklahoma State		L	28	53
12/09	at Long Island University		L	42	56
12/11	at Canisius		L	51	60
12/13	at Kentucky		L	39	76
12/16	Pittsburg State		W	79	53
12/23	Oklahoma State		L	45	50
12/30	vs. Tennessee @ Memphis		W	58	55
01/05	Baylor *		L	37	41
01/08	vs. Phillips 66ers @ LR		L	32	58
01/15	at SMU *		W	54	45
01/17	at TCU *		W	41	36
01/21	Rice *		L	48	49
01/31	Texas A&M *		W	62	47
02/05	at Baylor *		W	52	46
02/07	at Texas *		W	60	54
02/12	Texas *		W	54	50
02/19	SMU *		W	47	39
02/21	TCU *		W	67	52
02/26	at Rice *		L	48	54
02/28	at Texas A&M *	A	W	61	46

District VI Playoffs - Dallas, Texas

03/09	vs. Rice		W	50	34
03/10	vs. Arizona		W	65	44

NCAA Western Regional - Kansas City, Mo.

03/18	vs. Oregon State		L	38	56
03/19	vs. Wyoming	nr/17	W	61	48

*Southwest Conference games

NOTE was ranked #20 from Mar. 1-Mar. 8

ARKANSAS RAZORBACKS

RAZORBACK RECORDS

YEAR-BY-YEAR RESULTS

1949-50
12-12, 8-4 (T-1st)
• SWC CHAMPION •
Coach: Presley Askew

Date	Opponent	UA/Opp Rank	W/L	ARK	OPP
12/01	Pittsburg State		W	59	41
12/03	at Oklahoma State		L	41	43
12/09	at LSU		L	46	62
12/10	at Tulane		W	42	41
12/14	at Illinois		L	53	65
12/15	at Indiana		L	50	75
12/22	vs. Oklahoma State @ LR		L	36	44

All-College Tournament • Oklahoma City, Okla.

12/27	vs. Alabama		W	41	33
12/28	vs. Wyoming		L	26	40
12/29	vs. Oklahoma State		L	33	57
01/02	vs. Kentucky @ LR		L	53	57
01/04	Texas *		W	60	51
01/12	at Texas A&M *		L	35	43
01/14	at Rice *		W	60	56
01/18	SMU *		W	63	55
01/28	vs. Baylor @ LR *		L	49	60
02/03	at Texas *		W	51	37
02/04	at @Baylor *		L	42	52
02/06	vs. Pittsburgh @ LR		W	41	36
02/13	Texas A&M *		W	52	46
02/17	TCU *		W	52	43
02/21	Rice *		W	61	38
02/25	at SMU *		L	48	57
02/27	at TCU *		W	45	39

*Southwest Conference games

1951-52
10-14, 4-8 (T-6th)
Coach: Presley Askew

Date	Opponent	UA/Opp Rank	W/L	ARK	OPP
11/27	Central Missouri College		W	52	42
12/01	Phillips 66ers		L	39	74
12/07	vs. Ole Miss @ LR		W	66	58
12/08	vs. Ole Miss @ Memphis		W	68	66
12/12	at Tulsa		L	44	48
12/15	at Mississippi State		L	39	79
12/20	Missouri		W	49	43
12/22	Tulsa		L	48	66

SWC Tournament • Dallas (Fair Park Rec Center)

12/26	vs. Texas A&M		L	46	49
12/28	vs. SMU		L	40	54
12/29	vs. Baylor		W	58	44
01/05	Texas A&M *	18/27	L	42	47
01/12	at Texas *		L	51	62
01/14	at Baylor *		W	54	38
01/19	Rice *		L	46	48
01/31	Pittsburg State		W	53	37
02/02	vs. TCU @ LR *		W	56	54
02/04	SMU *		L	50	54
02/09	at Rice *		L	55	59
02/11	at Texas A&M *		W	49	40
02/19	Baylor *		L	39	44
02/23	at SMU *		L	48	57
02/25	at TCU *		L	56	68
03/01	Texas *		H W	45	44

*Southwest Conference games

1953-54
13-9, 6-6 (T-3rd)
Coach: Glen Rose

Date	Opponent	UA/Opp Rank	W/L	ARK	OPP
12/05	at Tulsa		L	50	51
12/08	Northwestern (La.) State		W	71	62
12/12	at Washington (Mo.)		W	69	55
12/19	Missouri		W	64	63
12/22	vs. Washington (Mo.) @ LR		W	68	50

SWC Tournament • Houston, Texas

12/28	vs. TCU		W	60	50
12/29	vs. Texas	OT	L	65	66
12/30	vs. SMU		L	66	70
01/02	Tulsa		W	55	49
01/05	vs. Ole Miss @ Memphis		W	89	76
01/05	at Texas *		L	61	64
01/11	at Baylor *		L	59	63
01/16	SMU *		W	61	58
01/18	Rice *		L	55	80
02/01	Texas A&M *		W	80	55
02/06	at TCU *		W	66	59
02/08	at SMU *		L	68	92
02/13	TCU *		W	70	55
02/16	Baylor *		W	73	51
02/20	at Rice *		L	62	76
02/22	at Texas A&M *		W	67	54
02/26	Texas *		L	57	67

*Southwest Conference games

1955-56
11-12, 9-3 (2nd)
Coach: Glen Rose

Date	Opponent	UA/Opp Rank	W/L	ARK	OPP
12/01	Southeastern State		L	64	65
12/03	Tulsa		L	45	53
12/08	at Oklahoma State	OT	L	66	70
12/15	at Oklahoma		L	59	69

SWC Tournament • Houston, Texas (Autry Court)

12/28	vs. SMU		L	62	67
12/29	vs. Baylor		L	63	67
12/30	vs. Texas A&M		W	80	49
01/02	Missouri		L	50	51
01/07	at Baylor *		W	85	64
01/09	at Texas *		W	70	67
01/13	Rice *		W	84	70
01/16	Texas A&M *		W	98	66
01/28	vs. Ole Miss @ Memphis		W	85	69
02/01	at TCU *		W	74	72
02/04	SMU *	nr/17	L	53	58
02/07	Baylor *		W	36	31
02/11	at Rice *		L	65	86
02/13	at Texas A&M *		W	61	52
02/18	Texas *		W	79	69
02/25	at SMU *	nr/12	L	72	80
02/28	TCU *		W	90	71
03/01	at Tulsa		L	51	55
03/06	Saint Louis	OT	L	66	68

*Southwest Conference games

1950-51
13-11, 7-5 (4th)
Coach: Presley Askew

Date	Opponent	UA/Opp Rank	W/L	ARK	OPP
11/28	Arkansas Tech	13/nr	W	50	45
12/02	Tulsa	13/nr	W	59	46
12/08	at Oklahoma State	13/nr	L	53	55
12/09	at Tulsa	13/nr	L	46	48
12/14	Oklahoma State		L	33	44
12/18	at Missouri		L	32	54
12/20	vs. Ole Miss @ Memphis		W	45	35
12/21	vs. Ole Miss @ LR		L	41	45

All-College Tournament • Oklahoma City, Okla.

12/27	vs. Tulsa		W	53	44
12/28	vs. Alabama		W	46	34
12/29	vs. Oklahoma State	nr/3	L	41	54
01/06	at TCU *		L	31	42
01/08	at SMU *		L	45	60
01/15	Texas *		L	42	50
01/20	Baylor *		W	69	55
02/03	at Texas A&M *		L	33	34
02/05	at Rice *		W	50	42
02/10	SMU *	OT	W	50	48
02/12	Texas A&M *	OT	W	45	38
02/15	vs. LSU @ LR		W	64	50
02/17	at Baylor *		W	55	44
02/19	at Texas *		W	40	38
02/26	TCU *		L	42	52
02/27	vs. Rice @ LR *		W	57	43

*Southwest Conference games

1952-53
10-11, 4-8 (T-5th)
Coach: Glen Rose

Date	Opponent	UA/Opp Rank	W/L	ARK	OPP
12/10	at Tulsa		L	50	69
12/13	Mississippi State		W	102	71
12/16	at Missouri		W	65	64
12/20	vs. Ole Miss @ LR		W	104	72

SWC Tournament • Dallas (Fair Park Rec Center)

12/27	vs. Arizona		W	68	51
12/29	vs. SMU		L	62	65
12/30	vs. Baylor		W	59	54
01/03	Tulsa		L	50	61
01/10	at Texas A&M *	20T	L	48	56
01/12	at Texas *		L	57	62
01/17	Rice *		W	87	68
01/19	Baylor *		W	49	47
01/29	Pittsburg State		W	79	63
02/02	TCU *		L	46	49
02/09	at SMU *		W	71	66
02/09	at Rice *		L	45	70
02/14	Texas *		L	65	70
02/16	Texas A&M *		W	66	46
02/21	at Baylor *		L	68	74
02/23	at TCU *	OT	L	63	65
02/28	SMU *		L	74	79

*Southwest Conference games

1954-55
14-9, 8-4 (T-2nd)
Coach: Glen Rose

Date	Opponent	UA/Opp Rank	W/L	ARK	OPP
11/29	Northwestern (La.) State		L	68	74
12/08	at Oklahoma City	OT	W	81	76
12/11	at Tulsa		L	47	63
12/15	at Missouri	nr/6	L	58	77
12/17	vs. Ole Miss @ LR		W	74	64

SWC Tournament • Houston, Texas (Autry Court)

12/27	vs. Rice		W	73	66
12/28	vs. Alabama		L	67	84
12/29	vs. Texas A&M		W	74	70
01/01	Tulsa		W	68	60
01/04	TCU *		L	62	67
01/08	at Texas A&M *		L	59	62
01/10	at Rice *		W	83	61
01/15	Baylor *		W	73	63
01/26	Oklahoma City		W	55	52
01/31	SMU *		W	85	74
02/05	at Texas *	OT	L	74	75
02/07	at Baylor *		W	75	72
02/12	Rice *		W	86	75
02/15	at Saint Louis		L	72	99
02/19	Texas *		W	79	74
02/22	at SMU *		L	69	83
02/26	Texas A&M *		W	73	63
03/01	at TCU *		W	110	89

*Southwest Conference games

1956-57
11-12, 5-7 (5th)
Coach: Glen Rose

Date	Opponent	UA/Opp Rank	W/L	ARK	OPP
12/01	Oklahoma		W	59	55
12/04	at Wichita State		L	47	64
12/06	at Tulsa	OT	W	77	70
12/10	Oklahoma State		L	50	59
12/15	at Missouri		L	52	72
12/17	Wichita State		W	80	67

SWC Tournament • Houston, Texas (Autry Court)

12/27	vs. Texas		W	89	76
12/28	vs. Rice		W	81	70
12/29	vs. SMU	nr/7	L	60	64
01/05	at Texas A&M *		W	73	65
01/07	at Rice *		L	68	78
01/12	Baylor *		L	51	52
01/14	Texas *		W	67	66
01/26	at Kansas State		L	56	70
01/29					

ARKANSAS RAZORBACKS

RAZORBACK RECORDS

1957-58

17-10, 9-5 (T-1st)

• SWC CHAMPION •

• NCAA REGIONAL SEMIFINAL •

• SWEET 16 •

Coach: Glen Rose

Date	Opponent	UA/Opp Rank	W/L	ARK	OPP
12/02	at Oklahoma		L	52	64
12/04	New Mexico State		W	59	50
12/07	at Tulsa		W	79	61
12/13	vs. Ole Miss @ LR		W	61	58
12/16	Kansas State	nr/5	L	48	63
12/20	Missouri		W	55	45
SWC Tournament • Houston, Texas (Autry Court)					
12/26	vs. Texas		W	83	67
12/27	vs. Rice		L	49	50
12/28	vs. Texas Tech		W	71	67
01/04	at Texas *		W	57	65
01/06	at Baylor *		W	68	53
01/10	TCU *		W	65	49
01/13	Texas Tech *		W	58	55
01/23	Tulsa	20/nr	W	50	43
01/28	Texas A&M *	17/nr	W	67	51
02/01	at SMU *	17/nr	L	46	49
02/03	at TCU *	17/nr	W	56	46
02/08	Rice *	18/nr	L	59	63
02/11	SMU *		W	65	63
02/15	at Texas Tech *		L	48	69
02/22	at Texas A&M *		L	57	66
02/24	at Rice *		L	59	61
03/01	Baylor *		W	79	55
03/04	Texas *		W	74	60
District VI Playoff • Shreveport, La.					
03/11	vs. SMU		W	61	55
NCAA Midwest Regional • Lawrence, Kan.					
03/14	vs. Oklahoma State	nr/18	L	40	65
03/15	vs. Cincinnati	nr/3	L	62	97



Fred Grim was an honorable mention All-American in 1958, when the Razorbacks won the SWC title and earned a spot in the NCAA Tournament.

1958-59

9-14, 6-8 (T-5th)

Coach: Glen Rose

Date	Opponent	UA/Opp Rank	W/L	ARK	OPP
12/03	at Missouri		OT	L	71 74
12/06	Oklahoma		W	61	52
12/09	vs. LSU @ Shreveport		L	58	67
12/19	Tulsa		L	52	54
12/16	vs. Ole Miss @ Memphis		OT	W	83 81
SWC Tournament • Houston, Texas (Autry Court)					
12/26	vs. SMU		L	64	65
12/28	vs. Baylor		W	60	57
12/29	vs. Texas Tech		L	62	72
01/03	Texas Tech *		W	61	57
01/07	at TCU *		L	45	52
01/10	Rice *		W	72	61
01/12	Texas A&M *		L	62	63
01/24	at Tulsa		L	54	61
01/31	at Baylor *		L	58	64
02/03	SMU *		L	50	59
02/07	at Texas *		OT	W	77 74
02/09	at Rice *		L	62	68
02/14	TCU *		L	71	76
02/17	Baylor *		W	59	53
02/21	at Texas A&M *		W	72	71
02/23	at SMU *		L	51	56
02/28	Texas *		W	63	56
03/03	at Texas Tech *		L	69	80

*Southwest Conference games

1959-60

12-11, 7-7 (T-4th)

Coach: Glen Rose

Date	Opponent	UA/Opp Rank	W/L	ARK	OPP
12/04	Missouri		L	71	75
12/05	Oklahoma State		W	54	50
12/07	Tulsa		W	65	51
12/12	vs. Ole Miss @ LR		L	63	78
12/21	Centenary		W	75	55
SWC Tournament • Houston, Texas (Autry Court)					
12/28	vs. Baylor		W	71	66
12/29	vs. SMU		L	56	67
12/30	vs. Texas		W	68	58
01/05	TCU *		W	74	60
01/09	at Baylor *		2OT	W	90 83
01/11	at Texas *		L	66	72
01/16	Rice *		W	74	63
01/28	at Tulsa		L	65	78
02/02	at Texas Tech *		L	79	82
02/06	SMU *		OT	L	70 72
02/09	Texas A&M *	nr/12	L	68	77
02/13	at TCU *		W	66	61
02/16	Texas Tech *		W	78	55
02/20	at Texas A&M *	nr/11	L	61	82
02/22	at Rice *		W	94	74
02/26	Texas *		L	57	71
02/29	Baylor *		W	83	74
03/02	at SMU *		L	82	93

*Southwest Conference games

1960-61

16-7, 9-5 (3rd)

Coach: Glen Rose

Date	Opponent	UA/Opp Rank	W/L	ARK	OPP
12/03	at Missouri		W	84	75
12/06	at Oklahoma State		OT	L	50 59
12/08	North Texas		W	94	80
12/10	vs. Ole Miss @ Blytheville		W	77	71
12/13	at Tulsa		L	59	64
12/17	Centenary		W	71	61
12/21	vs. Alabama @ LR		W	83	76
12/22	vs. Tennessee @ LR		W	89	76
01/04	at Texas *		L	58	68
01/07	SMU *		W	76	74
01/10	at Texas A&M *		L	62	81
01/14	Rice *		W	80	55
01/26	Tulsa		W	66	58
01/31	at Baylor *		W	74	58
02/04	TCU *		W	88	75
02/07	Texas Tech *		L	66	72
02/11	at Rice *		W	84	72
02/14	Texas *		W	74	59
02/18	at Texas Tech *		L	81	87
02/22	at TCU *		W	96	76
02/24	Baylor *		W	70	48
02/27	at SMU *		OT	W	88 82
03/02	Texas A&M *		L	68	70

*Southwest Conference games

1961-62

14-10, 5-9 (6th)

Coach: Glen Rose

Date	Opponent	UA/Opp Rank	W/L	ARK	OPP
12/01	at Kansas		L	74	85
12/04	Missouri		W	72	68
12/08	at North Texas		W	68	61
12/12	Oklahoma State		W	63	54
12/14	Tulsa		W	87	59
12/16	vs. Ole Miss @ LR		W	59	54
12/21	vs. LSU @ Shreveport		OT	W	84 81
Poinsettia Classic • Greenville, S.C.					
12/29	vs. Clemson		W	62	60
12/30	vs. Georgia Tech		W	72	42
01/03	Texas A&M *		W	64	59
01/06	at Texas *		L	59	73
01/09	SMU *		L	70	77
01/12	at TCU *		W	64	61
01/24	at Tulsa		W	99	77
01/30	Rice *		W	104	84
02/03	Texas Tech *		L	64	66
02/06	at Baylor *		L	60	76
02/10	TCU *		W	90	80
02/13	at Rice *		L	55	63
02/17	at Texas Tech *		L	64	76
02/20	Baylor *		W	76	75
02/23	at Texas A&M *		L	79	89
02/27	Texas *		L	60	61
03/06	at SMU *		L	81	84

*Southwest Conference games

YEAR-BY-YEAR RESULTS

1962-63

13-11, 8-6 (4th)

Coach: Glen Rose

Date	Opponent	UA/Opp Rank	W/L	ARK	OPP
12/03	Kansas		OT	W	64 62
12/08	at Missouri		W	70	61
12/11	at Oklahoma State		OT	L	45 46
12/13	Tulsa		L	68	76
12/15	vs. Ole Miss @ Blytheville		W	90	60
12/19	vs. LSU @ LR		L	70	72
All-College Tournament • Oklahoma City, Okla.					
12/27	vs. Loyola (Chicago)		L	62	81
12/28	vs. Toledo		W	58	55
12/29	vs. Creighton		W	73	61
01/03	at SMU *		W	73	71
01/05	Texas *		L	63	69
01/08	at TCU *		W	81	59
01/12	at Rice *		W	70	85
01/31	at Tulsa		L	66	68
02/02	Texas A&M *		W	66	55
02/05	at Texas Tech *		OT	L	75 80
2/09	Baylor *		W	75	65
02/12	Rice *		L	65	69
02/16	at Texas A&M *		L	78	80
02/19	Texas Tech *		W	83	78
02/23	at Baylor *		W	67	61
02/26	SMU *		OT	W	82 79
03/01	at Texas *		L	86	99
03/05	TCU *		W	104	94

*Southwest Conference games

1963-64

9-14, 6-8 (6th)

Coach: Glen Rose

Date	Opponent	UA/Opp Rank	W/L	ARK	OPP
11/30	Louisiana-Lafayette		W	71	65
12/02	Missouri		L	74	76
12/04	at Kansas		L	60	73
12/09	Oklahoma State		L	65	74
12/14	at Vanderbilt		L	77	101
12/20	Lamar		W	86	80
Gulf States Classic • Shreveport, La.					
12/27	vs. Tennessee		L	57	77
12/28	vs. Ole Miss		W	76	68
01/04	at Texas Tech *		L	84	93
01/07	Texas *		W	58	53
01/11	at TCU *		W	66	60
01/25	at Tulsa		L	86	95
02/01	at Baylor *		W	74	70
02/04	Rice *		L	63	76
02/08	at Texas A&M *		L	64	72
02/11	SMU *		W	83	71
02/15	Baylor *		W	73	61
02/18	at Rice *		L	69	77
02/22	Texas A&M *		L	57	60
02/25	at SMU *		L	71	86
02/29	Texas Tech *		L	86	87
03/03	at Texas *		L	67	80
03/05	TCU *		W	108	77

*Southwest Conference games

ARKANSAS RAZORBACKS

RAZORBACK RECORDS



Tommy Boyer was named All-American in 1963, a year he tied an NCAA record by going 18-of-18 at the free throw line (vs Texas Tech). In 1962 and '63, he led the NCAA in free throw percentage at .933 and .913, respectively. His season free throw percentage of .933 which ranks among the NCAA top 20 and his career percentage of .895 ranks among the NCAA career top 10.

1964-65 9-14, 5-9 (5th) Coach: Glen Rose

Date	Opponent	UA/Opp Rank	W/L	ARK	OPP
12/01	Kansas	nr/18	L	60	65
12/05	at Missouri		L	71	81
12/09	Oklahoma State		L	52	66
12/12	Hardin-Simmons		W	68	63
12/15	Tulsa		W	65	64

Great South Classic • Shreveport, La.

12/29	vs. Ole Miss		W	82	48
12/30	vs. VMI		L	70	72
01/05	at TCU *		W	88	70
01/09	at Texas Tech *		L	78	93
01/12	Rice *		W	79	61
01/16	at Baylor *		L	75	84
01/28	at Mississippi State		W	84	69
01/29	at Georgia Tech		L	83	93
02/03	Texas A&M *	OT	L	79	82
02/06	SMU *		L	76	84
02/09	at Texas *		L	65	81
02/13	TCU *		W	96	72
02/16	Baylor *		W	78	73
02/20	at Texas A&M *		L	77	91
02/23	vs. Texas * @ LR		L	72	74
02/27	at Rice *		W	77	64
03/02	Texas Tech *		L	80	87
03/04	at SMU *		L	75	88

*Southwest Conference games

1965-66 13-10, 7-7 (4th) Coach: Glen Rose

Date	Opponent	UA/Opp Rank	W/L	ARK	OPP
12/01	at Kansas	nr/8	L	52	81
12/04	Missouri		W	75	62
12/07	Oklahoma State		W	55	52
12/13	at Centenary		W	90	61
12/18	Texas-Arlington		W	78	64

Sun Bowl Classic • El Paso, Texas

12/29	vs. Iowa	nr/4	L	75	77
12/30	vs. Loyola (La.)		W	67	57
01/04	at TCU *		L	85	88
01/08	Texas Tech *		W	74	65
01/11	at Texas A&M *		L	72	75
01/15	Texas *		W	93	82
01/27	vs. Mississippi State @ LR		W	69	61
01/28	at Georgia Tech		L	75	88
02/02	SMU *		L	74	75
02/05	Baylor *		W	78	59
02/08	at Rice *		W	76	71
02/12	at Baylor *		L	71	82
02/15	Rice *		W	73	67
02/19	at SMU *		L	66	67
02/22	TCU *		W	91	73
02/25	at Texas Tech *		L	74	79
03/01	at Texas *		L	70	74
03/03	Texas A&M *		W	94	71

*Southwest Conference games

YEAR-BY-YEAR RESULTS

1966-67 6-17, 4-10 (T-7th) Coach: Duddy Waller

Date	Opponent	UA/Opp Rank	W/L	ARK	OPP
12/01	Kansas		L	57	73
12/03	at Missouri		L	66	73
12/07	at Oklahoma State		W	51	46
12/12	Centenary		L	80	81

Memphis Tournament • Memphis, Tenn.

12/16	at Memphis		L	36	43
12/17	vs. Oklahoma State		L	43	50

Los Angeles Holiday Classic • Los Angeles, Calif.

12/28	at Southern California		L	67	70
12/29	vs. Arizona	OT	W	65	61
12/30	vs. Michigan		L	72	82
01/03	at Texas *		L	62	71
01/07	Texas Tech *		W	70	65
01/10	at Baylor *		L	53	65
01/14	vs. Texas A&M * @ LR		W	47	46
01/17	SMU *		L	59	69
01/28	at TCU *		L	61	78
01/31	at Rice *		L	56	60
02/11	Texas *		L	61	67
02/14	at Texas A&M *		L	53	60
02/18	Rice *		W	66	63
02/21	at SMU *		L	66	69
02/25	TCU *		W	83	78
02/28	at Texas Tech *		L	59	73
03/02	Baylor *		L	55	68

*Southwest Conference games

1968-69 10-14, 4-10 (8th) Coach: Duddy Waller

Date	Opponent	UA/Opp Rank	W/L	ARK	OPP
11/30	Missouri		L	59	60
12/03	at Oklahoma State		L	68	73
12/07	at Ole Miss	OT	L	61	65
12/09	at Centenary	2OT	W	64	61
12/14	Texas-Arlington		W	80	69
12/17	vs. Centenary @ LR		W	79	50
12/21	vs. Alabama @ LR		W	52	48

Little Rock Classic • Little Rock, Ark.

12/27	vs. Texas-Arlington		W	87	78
12/28	vs. Centenary		W	56	48
01/07	at Rice *		W	67	62
01/11	Texas A&M *		L	68	73
01/13	at Texas *		L	59	67
01/24	Oklahoma City		L	73	84
01/28	Baylor *		L	72	74
02/01	at TCU *		L	79	85
02/04	Texas Tech *		W	64	53
02/08	at SMU *		L	69	84
02/11	TCU *		W	63	47
02/15	vs. SMU * @ LR		L	68	76
02/18	at Texas Tech *		L	57	59
02/22	Rice *		L	67	74
02/25	at Texas A&M *		L	66	79
03/01	at Baylor *		L	54	66
03/04	Texas *		W	69	65

*Southwest Conference games

Lineup	Name	Pts.	Rebs.
5-11 Sr. G	Benton Cone	9.8	2.7
6-3 Jr. G	Robert McKenzie	13.5	5.0
6-4 Jr. G/F	Ricky Tanneberger	9.8	5.4
6-5 Jr. F	James Eldridge	13.7	7.1
6-5 Sr. F	Gary Stephens	9.6	6.7

1967-68 10-14, 7-7 (5th) Coach: Duddy Waller

Date	Opponent	UA/Opp Rank	W/L	ARK	OPP
12/02	Missouri		L	52	74
12/05	Oklahoma State		L	52	61
12/09	vs. Ole Miss @ LR		W	64	62
12/11	at Centenary		W	85	65
12/19	vs. Centenary @ LR		W	90	82
12/21	at Alabama		L	65	82

All-College Tournament • Oklahoma City, Okla.

12/28	vs. Auburn		L	58	65
12/29	vs. Fordham		L	73	80
12/30	vs. Idaho State		L	75	77
01/03	Texas A&M *		W	75	70
01/06	at Rice *		L	61	73
01/09	at Baylor *		L	69	80
01/13	vs. Texas * @ LR		W	85	80
01/25	at Oklahoma City	OT	L	90	92
01/30	TCU *		W	68	67
02/03	at SMU *		W	70	68
02/06	Texas Tech *		W	61	56
02/10	at TCU *		L	75	77
02/13	at Texas Tech *		L	72	74
02/17	SMU *		L	87	95
02/20	at Texas A&M *		L	67	71
02/24	Rice *		W	78	65
02/27	Baylor *		L	64	71
03/02	at Texas *		W	74	73

*Southwest Conference games

1969-70 5-19, 3-11 (8th) Coach: Duddy Waller

Date	Opponent	UA/Opp Rank	W/L	ARK	OPP
12/01	at Missouri		L	51	58
12/05	Oklahoma State		L	67	80

Liberty Bowl Classic • Memphis, Tenn.

12/10	vs. Tulsa		L	66	74
12/11	vs. Mississippi State	OT	L	74	76
12/13	at Texas-Arlington		W	85	73

Bayou Classic • Lafayette, La.

12/19	vs. Kentucky Wesleyan		L	75	76
12/20	at Louisiana-Lafayette		L	85	94
12/22	at Oklahoma		L	69	85
01/02	vs. Northwestern (La.) State @ LR		W	81	74
01/06	Texas A&M *		L	59	64
01/10	at Texas *		L	69	75
01/21	at Oklahoma City		L	70	73
01/24	at Baylor *		L	76	110
01/27	TCU *		L	68	82
01/31	at Texas Tech *		L	48	50
02/03	Rice *		L	69	76
02/07	at SMU *		L	75	76
02/10	Baylor *		W	76	75
02/14	SMU *		W	88	72
02/17	at Rice *		L	78	85
02/21	vs. Texas Tech * @ LR		L	71	76
02/24	at Texas A&M *		L	60	72
02/28	Texas *		W	78	61
03/03	at TCU *		L	95	97

*Southwest Conference games

Lineup	Name	Pts.	Rebs.
6-0 So. G	Almer Lee	17.0	3.2
6-3 Sr. G	Robert McKenzie	15.2	7.6
6-4 Sr. G/F	Ricky Tanneberger	8.0	3.7
6-7 Jr. C	Bobby Vint	4.3	4.5
6-5 Sr. F	James Eldridge	15.2	7.3

ARKANSAS RAZORBACKS

RAZORBACK RECORDS

YEAR-BY-YEAR RESULTS

1970-71

5-21, 1-13 (8th)
Coach: Lanny Van Eman

Date	Opponent	UA/Opp Rank	W/L	ARK	OPP
12/01	Missouri	OT	L	78	80
12/05	at Hardin-Simmons		L	96	112
12/07	at Oklahoma State		L	65	67
12/10	Pittsburg State		W	107	82
12/12	at Southern Illinois		L	78	99
12/14	at Iowa State		L	77	86
12/17	Mississippi State		L	67	69
12/19	at Centenary		W	71	61
12/21	Missouri-St. Louis		W	91	84
01/05	Oklahoma		L	100	115
01/07	Hardin-Simmons	OT	W	110	101
01/09	Texas *		L	79	88
01/12	at Texas Tech *		L	68	98
01/16	Rice *		L	82	85
01/28	Washburn (Kan.)		L	75	80
01/30	at SMU *		L	88	90
02/02	TCU *		L	87	89
02/06	Texas A&M *		L	83	87
02/09	at Baylor *		L	91	92
02/13	SMU *		L	99	112
02/16	at TCU *		L	86	92
02/20	at Texas *	OT	W	88	87
02/23	Texas Tech *		L	87	89
02/27	at Rice *		L	93	97
03/02	Baylor *	OT	L	110	111
03/05	at Texas A&M *		L	89	92

*Southwest Conference games

Lineup	Name	Pts.	Rebs.
6-2	Jr. G Joel Heider	3.4	2.1
6-0	Jr. G Almer Lee	19.2	3.0
6-7	Sr. C Bobby Vint	11.2	6.0
6-6	Jr. F Vernon Murphy	17.6	8.9
6-5	Jr. F Donnie Watts	14.4	5.4

1972-73

16-10, 9-5 (T-2nd)
Coach: Lanny Van Eman

Date	Opponent	UA/Opp Rank	W/L	ARK	OPP
12/02	at Rockhurst		W	87	76
12/04	Missouri Western		W	85	81
12/06	Illinois State		L	67	81
12/09	at Tulane		W	87	83
12/11	Indiana State		W	80	75
12/13	Georgia State		W	70	39
12/23	vs. Memphis @ LR		L	86	87
Razorback Classic • Little Rock, Ark.					
12/29	vs. Cornell		L	77	78
12/30	vs. Southern Illinois		W	97	96
01/04	Centenary		L	72	80
01/06	Missouri-St. Louis		W	104	78
01/09	Tulane		L	81	85
01/13	Texas A&M *		W	84	73
01/20	at Texas *		W	76	72
01/23	Baylor *		L	70	76
01/27	TCU *		W	90	75
01/30	at SMU *		L	94	110
02/03	Rice *		W	90	69
02/06	at Texas Tech *		L	64	73
02/10	at Texas A&M *		L	82	108
02/13	Texas *		W	86	74
02/17	at Baylor *		W	76	74
02/20	at TCU *	OT	W	96	94
02/24	SMU *		W	103	96
02/27	Texas Tech *		L	63	64
03/03	at Rice *		W	105	79

*Southwest Conference games

Lineup	Name	Pts.	Rebs.
6-2	Sr. G Jody Bass	8.5	2.4
6-2	So. G Rickey Medlock	5.6	2.0
6-4	Sr. G Martin Terry	28.3	3.7
6-8	Jr. C Dean Tolson	17.6	12.4
6-7	Sr. F Doug Campbell	10.2	7.2

1974-75

17-9, 11-3 (2nd)
Coach: Eddie Sutton

Date	Opponent	UA/Opp Rank	W/L	ARK	OPP
11/30	Rockhurst		W	78	61
12/04	at Mississippi State		W	75	72
12/07	at Western Kentucky		L	63	74
12/09	Ole Miss		L	73	84
12/12	Hofstra		W	63	58
12/21	Tulsa		L	60	64
12/23	at Oklahoma City		L	77	79
01/04	MacMurry (Ill.)		W	100	66
01/11	at Centenary		L	72	74
01/13	Oklahoma City		W	84	75
01/15	Western Illinois		W	88	51
01/18	at Kansas State	OT	L	71	73
01/21	Texas Tech *		W	65	62
01/25	at SMU *		W	73	69
01/28	at Rice *		W	74	67
02/01	at Baylor *		L	69	73
02/04	Texas *		W	56	52
02/08	Texas A&M *	2OT	W	95	89
02/11	at TCU *		W	70	61
02/15	at Texas A&M *		L	60	62
02/18	TCU *		W	81	57
02/22	at Texas Tech *		L	55	63
02/25	Rice *		W	86	51
03/01	SMU *		W	72	50
03/04	at Texas *		W	68	56
03/08	Baylor *		W	83	64

*Southwest Conference games

Lineup	Name	Pts.	Rebs.
6-1	Jr. G Robert Birden	10.7	1.9
6-3	Sr. G Rickey Medlock	12.9	2.9
6-4	Jr. G Charles Terry	10.6	5.6
6-5	Sr. F Kent Allison	15.1	8.2
6-8	Jr. C Daryll Saulsberry	5.8	3.7

Lineup	Name	Pts.	Rebs.
6-1	Sr. G Robert Birden	7.4	2.1
6-4	So. G Ron Brewer	11.9	3.8
6-4	Fr. G Sidney Moncrief	12.6	7.6
6-8	Sr. C Daryll Saulsberry	14.7	5.6
6-4	So. F Marvin Delph	16.3	7.0

1976-77
26-2, 16-0 (1st)
• SWC CHAMPION •
• SWC TOURNAMENT CHAMPION •
• NCAA FIRST ROUND •
Final Ranking: No. 18 (AP)
Coach: Eddie Sutton

Date	Opponent	UA/Opp Rank	W/L	ARK	OPP
11/27	vs. Air Force @ LR		W	72	54
11/29	Cal-Hayward		W	89	59
12/01	at Missouri State		W	72	71
12/04	Southern Colorado		W	91	43
12/11	Oklahoma City		W	71	60
12/18	at Kansas	19/nr	W	67	63
12/20	Kansas State	19/nr	W	80	65
12/23	at Tulsa	18/nr	W	81	66
12/30	vs. Memphis @ LR	17/nr	L	62	69
01/04	at Texas Tech *	18/nr	W	41	38
01/08	Houston *	18/nr	W	81	70
01/10	Texas Tech *	18/nr	W	60	53
01/15	at Rice *	16/nr	W	72	45
01/18	TCU *	17/nr	W	62	45
01/22	at Texas *	17/nr	W	86	58
01/24	Texas A&M *	17/nr	W	72	58
01/27	at SMU *	15/nr	W	77	59
01/29	at Baylor *	15/nr	W	68	59
02/02	SMU *	14/nr	W	81	58
02/05	at Houston *	14/nr	W	82	80
02/07	at Tulane	14/nr	W	76	73
02/10	Baylor *	13/nr	W	77	57
02/12	vs. Rice * @ LR	11/nr	W	78	51
02/15	at TCU *	11/nr	W	79	64
02/19	Texas *	11/nr	W	73	61
02/22	at Texas A&M *	6/nr	W	63	62

SWC Tournament • Houston, Texas
03/05 at Houston 7/nr W 80 74

NCAA Midwest Regional • Norman, Okla.
03/12 vs. Wake Forest 8/nr L 80 86

*Southwest Conference games

Lineup	Name	Pts.	Rebs.
6-4	Jr. G Ron Brewer	17.0	3.1
6-4	So. G Sidney Moncrief	15.4	8.4
6-10	Sr. C Steve Stroud	4.5	4.7
6-7	Jr. F Jim Counce	5.1	4.4
6-4	Jr. F Marvin Delph	19.7	5.5

1971-72

8-18, 5-9 (6th)
Coach: Lanny Van Eman

Date	Opponent	UA/Opp Rank	W/L	ARK	OPP
12/01	Georgia Southern		W	93	91
12/04	at Missouri		L	73	74
12/06	at Missouri-St. Louis		L	79	85
12/09	Rockhurst		W	102	72
12/11	Southern Illinois		L	92	93
12/13	Oklahoma State		W	90	76
12/22	vs. San Francisco State @ LR	OT	L	81	84
12/23	vs. Iowa State @ LR		L	93	96

Golden Beehive Tournament • Logan, Utah

Date	Opponent	UA/Opp Rank	W/L	ARK	OPP
12/27	at Utah State	OT	L	94	95
12/28	vs. Idaho State		L	73	88
12/31	at Memphis		L	77	92
01/04	at Mississippi State		L	75	79
01/15	at TCU *		L	77	95
01/22	Texas A&M *		W	100	89
01/25	at SMU *		L	71	85
01/29	at Texas *		L	93	117
02/01	Texas Tech *		L	73	76
02/05	Rice *		W	103	95
02/08	at Baylor *		L	84	93
02/12	TCU *		L	90	98
02/15	at Texas A&M *		L	85	86
02/19	SMU *		W	88	74
02/22	Texas *		L	86	92
02/26	at Texas Tech *		L	85	86
02/29	Baylor *		W	131	109
03/04	at Rice *		W	113	108

*Southwest Conference games

Lineup	Name	Pts.	Rebs.
6-2	Sr. G Joel Heider	4.7	2.3
6-4	Jr. G Martin Terry	24.3	5.4
6-8	So. C Dean Tolson	15.5	9.9
6-6	Sr. F Vernon Murphy	11.8	5.3
6-7	Jr. F Doug Campbell	6.6	5.5

1973-74

10-16, 6-8 (5th)
Coach: Lanny Van Eman

Date	Opponent	UA/Opp Rank	W/L	ARK	OPP
11/30	at UCLA	nr/1	L	79	101
12/01	at Cal-Santa Barbara		L	80	109
12/03	Western Kentucky		L	100	102
12/05	Tennessee-Martin		W	80	68
12/08	Wabash		W	83	77
12/10	at Ole Miss		L	66	117
12/22	at Tulsa		L	72	95
Razorback Classic • Little Rock, Ark.					
12/28	vs. VMI		W	96	86
12/29	vs. Pittsburgh		L	83	91
01/03	Centenary		L	96	98
01/05	at Indiana State		L	82	92
01/08	Tulane		W	89	73
01/12	Texas Tech *	OT	L	77	80
01/19	at Rice *		L	69	77
01/22	SMU *		W	89	88
01/26	at TCU *		W	86	74
01/29	at Baylor *		L	68	94
02/02	Texas *		L	81	96
02/05	at Texas A&M *	OT	L	80	86
02/09	Rice *		W	106	81
02/12	at Texas Tech *		L	83	89
02/16	at SMU *		L	87	95
02/19	TCU *		W	109	99
02/23	Baylor *		W	92	62
02/26	at Texas *		L	82	99
03/02	Texas A&M *		W	97	86

*Southwest Conference games

Lineup	Name	Pts.	Rebs.
6-1	So. G Robert Birden	7.7	2.2
6-3	Jr. G Rickey Medlock	16.2	6.2
6-8	Sr. C Dean Tolson	22.5	13.2
6-7	So. F Jack Schulte	11.3	6.5
6-7	Sr. F Dennis White	13.6	8.7


1975-76

19-9, 9-7 (4th)
Coach: Eddie Sutton

Date	Opponent	UA/Opp Rank	W/L	ARK	OPP
12/03	Missouri State		W	83	57
12/06	vs. Tulane @ LR		W	67	55
12/08	at Air Force		L	58	59
12/12	Boise State		W	72	56
12/13	vs. Oklahoma @ LR		W	64	56
12/20	at Oklahoma City		W	84	63
12/30	Eastern New Mexico		W	102	55
01/03	Indiana State		W	91	71
01/05	Houston *		W	92	47
01/08	SMU *		L	81	82
01/12	at Houston *		L	71	72
01/14	at Rice *		W	80	62
01/17	TCU *		W	100	65
01/20	at Texas *		L	57	59
01/24	Texas A&M *	2OT	W	93	91
01/26	at Baylor *		L		

ARKANSAS RAZORBACKS

RAZORBACK RECORDS



Marvin Delph, one of the famed Triplets, helped Arkansas to back-to-back Southwest Conference titles and the 1978 Final Four.

1977-78
32-4, 14-2 (T-1st)
 • SWC CHAMPION •
 • FINAL FOUR •
Final Ranking: #5 (AP)/#6 (UPI)
Coach: Eddie Sutton

Date	Opponent	UA/Opp Rank	W/L	ARK OPP
11/26	Missouri State	7/nr	W	65 47
11/28	vs. Mississippi State @ LR	7/nr	W	94 61
12/01	at Hawaii	7/nr	W	79 60
12/02	at Hawaii	7/nr	W	78 53
12/08	Rockhurst	6/nr	W	99 63
12/10	at Oklahoma	6/nr	W	64 53
12/19	Hardin-Simmons	4/nr	W	86 55
12/22	vs. Kansas @ LR	4/16	W	78 72
12/29	at LSU	3/nr	W	67 62
12/31	at Memphis	3/nr	W	95 70
01/04	vs. Hofstra @ PB	3/nr	W	95 70
01/08	Houston *	3/nr	W	84 65
01/09	Missouri-St. Louis	3/nr	W	87 65
01/12	at Rice *	3/nr	W	69 60
01/14	at Texas *	3/nr	L	69 75
01/17	Texas A&M *	6/nr	W	84 68

01/21	vs. TCU * @ LR	6/nr	W	43 35
01/23	at Baylor *	6/nr	OT W	56 55
01/25	SMU *	4/nr	W	72 65
01/28	at Texas Tech *	4/nr	W	54 49
02/01	Texas *	2/12	W	75 71
02/04	Rice *	2/nr	W	69 48
02/07	at Texas A&M *	2/nr	W	80 79
02/11	at TCU *	2/nr	W	77 57
02/13	Baylor *	2/nr	W	82 56
02/16	at SMU *	1/nr	W	86 75
02/18	at Houston *	1/nr	L	75 84
02/21	Texas Tech *	4/nr	W	58 49

SWC Tournament (Campus Sites - Fayetteville)

02/25	TCU	4/nr	W	84 42
-------	-----	------	---	-------

SWC Tournament • Houston, Texas

03/02	vs. SMU	4/nr	W	94 73
03/04	at Houston	4/nr	L	69 70

NCAA Western Regional • Eugene, Ore.

03/11	vs. Weber State	7/nr	W	73 52
-------	-----------------	------	---	-------

NCAA Western Regional • Albuquerque, N.M.

03/16	vs. UCLA	5/2	W	74 70
03/18	vs. Cal State Fullerton	5/nr	W	61 58

NCAA Final Four • St. Louis, Mo.

03/25	vs. Kentucky	5/1	L	59 64
03/27	vs. Notre Dame	5/6	W	71 69

*Southwest Conference games

Lineup	Name	Pts.	Rebs.	Ast.
6-4 Sr. G	Ron Brewer	18.0	3.1	2.8
6-4 Jr. G	Sidney Moncrief	17.3	7.7	1.7
6-11 Jr. C	Steve Schall	9.7	5.4	1.3 Bk
6-7 Sr. F	Jim Counce	4.2	4.2	3.3
6-4 Sr. F	Marvin Delph	16.8	5.7	1.1

1978-79
25-5, 13-3 (T-1st)
 • SWC CHAMPION •
 • SWC TOURNAMENT CHAMPION •
 • NCAA REGIONAL FINAL •
 • ELITE EIGHT •
Final Ranking: #5 (AP)/#6 (UPI)
Coach: Eddie Sutton

Date	Opponent	UA/Opp Rank	W/L	ARK OPP
12/02	Oklahoma		W	80 74
12/06	West Texas State		W	84 54
12/11	Missouri State		W	90 51
12/16	Centenary		W	77 57
12/19	vs. Ole Miss @ Memphis		W	67 66
12/23	vs. Southern Miss @ PB		W	93 79
12/30	vs. Memphis @ LR	20/nr	W	82 69
01/04	vs. North Texas @ LR	14/nr	W	96 71
01/06	at Houston *	14/nr	W	62 61
01/10	Rice *	10/nr	W	79 66
01/12	Texas *	10/nr	L	63 66
01/14	vs. North Carolina @ G'boro	10/3	L	57 63
01/17	at Texas A&M *	11/15	OT L	69 74
01/20	at TCU *	11/nr	W	90 51
01/22	Baylor *	11/nr	L	67 70
01/24	at SMU *	15/nr	W	79 67
01/27	Texas Tech *	15/nr	W	63 57
02/01	at Texas *	14/11	W	68 58
02/03	at Rice *	14/nr	W	68 50
02/06	Texas A&M *	14/11	W	60 56
02/10	TCU *	14/nr	W	108 65
02/12	at Baylor *	14/nr	W	71 62
02/14	SMU *	11/nr	W	71 55
02/17	Houston *	11/nr	W	78 58
02/20	at Texas Tech *	10/nr	W	66 65

SWC Tournament • Houston, Texas

03/02	vs. Texas Tech	9/nr	W	93 77
03/03	vs. Texas	9/14	W	39 38

NCAA Midwest Regional • Lawrence, Kan.

03/11	vs. Weber State	7/nr	W	74 63
-------	-----------------	------	---	-------

NCAA Midwest Regional • Cincinnati, Ohio

03/15	vs. Louisville	5/13	W	73 62
03/17	vs. Indiana State	5/1	L	71 73

*Southwest Conference games

Lineup	Name	Pts.	Rebs.	Ast.
6-4 Sr. G	Sidney Moncrief	22.0	9.6	2.7
6-2 So. G	U.S. Reed	11.8	3.2	2.1
6-11 Sr. C	Steve Schall	10.8	5.9	1.0
6-9 Fr. F	Scott Hastings	8.3	4.6	1.3
6-7 Jr. F	Alan Zahn	6.6	4.7	2.3

1979-80
21-8, 13-3 (2nd)
 • NCAA FIRST ROUND •
Coach: Eddie Sutton

Date	Opponent	UA/Opp Rank	W/L	ARK OPP
12/01	Loyola-California		W	76 66
12/03	Centenary		W	65 53
12/05	Missouri-St. Louis		W	79 50
12/08	at Centenary		W	70 62
12/15	vs. Ole Miss @ LR	20/nr	W	67 59
12/17	Oklahoma City	20/nr	W	86 68
12/20	vs. LSU @ LR	20/6	L	55 56
12/28	at Memphis	19/nr	L	67 74
12/30	vs. Kansas State @ PB	19/nr	L	57 66
01/03	SMU *		W	84 69
01/05	vs. Louisiana-Monroe @ PB		W	74 51
01/08	at TCU *		W	70 58
01/12	at Texas *		W	55 50
01/15	Baylor *		W	71 57
01/19	Houston *		W	60 57
01/22	at Texas A&M *		L	39 45
01/26	Rice *		W	73 64
01/28	at Texas Tech *	OT	W	71 69
02/02	Texas *		W	60 59
02/04	TCU *		W	74 47
02/07	at Baylor *		W	70 51
02/09	at Houston *	30T	L	84 90
02/12	Texas A&M *		W	45 44
02/16	at Rice *		W	77 73
02/18	at SMU *		L	58 62
02/22	Texas Tech *		W	84 60

SWC Tournament • San Antonio, Texas

02/28	vs. Texas		W	64 62
02/29	vs. Texas A&M		L	50 52

NCAA Midwest Regional • Lincoln, Neb.

03/06	vs. Kansas State		L	53 71
-------	------------------	--	---	-------

*Southwest Conference games

Lineup	Name	Pts.	Rebs.	Ast.
6-2 Jr. G	Keith Hilliard	4.1	1.7	2.5
6-2 Jr. G	U.S. Reed	14.0	3.7	1.4
6-5 So. G/F	Brad Friess	4.9	2.1	1.7
6-10 So. F	Scott Hastings	16.2	6.7	1.2
6-7 Sr. F/C	Alan Zahn	9.6	5.7	2.6

1980-81
24-8, 13-3 (1st)
 • SWC CHAMPION •
 • NCAA REGIONAL SEMIFINAL •
 • SWEET 16 •
Final Ranking: No. 20 (AP)
Coach: Eddie Sutton

Date	Opponent	UA/Opp Rank	W/L	ARK OPP
11/28	vs. Missouri	20/11	W	81 73
11/29	vs. LSU	20/12	W	86 76
11/30	vs. North Carolina	20/13	L	58 64
12/03	Missouri State	11/nr	W	98 65
12/06	at Michigan	11/nr	L	65 78
12/13	Oklahoma City	17/nr	W	76 70
12/16	Centenary	19/nr	W	78 64
12/20	vs. Eastern Kentucky @ LR	19/nr	W	80 74
12/22	vs. Southern Miss @ PB	19/nr	W	76 68
12/27	vs. Kansas State @ KC	17/nr	OT L	46 47
12/30	vs. Nebraska @ LR		W	64 52
01/03	at SMU * (Reunion Arena)		W	92 50
01/07	vs. Alaska-Anchorage @ PB		W	92 58
01/10	TCU *		W	85 51

Great Alaska Shootout • Anchorage, Alaska

YEAR-BY-YEAR RESULTS

01/12	Texas *		L	60 62
01/17	at Baylor *		L	58 67
01/19	at Houston *		L	54 57
01/24	Texas A&M *		W	52 47
01/26	at Rice *		W	57 52
01/28	Texas Tech *		W	60 35
02/03	at Texas *		W	54 48
02/07	at TCU *		W	63 48
02/10	Baylor *		W	67 50
02/14	Houston *		W	70 55
02/17	at Texas A&M *		W	65 61
02/21	Rice *		W	75 59
02/24	SMU *	18/nr	W	47 33
02/28	at Texas Tech *	18/nr	W	64 61

SWC Tournament • San Antonio, Texas

03/06	vs. Texas	15/nr	L	73 76
-------	-----------	-------	---	-------

NCAA Midwest Regional • Austin, Texas

03/12	vs. Mercer	20/nr	W	73 67
03/14	vs. Louisville	20/12	W	74 73

NCAA Midwest Regional • New Orleans, La.

03/20	vs. LSU	20/4	L	56 72
-------	---------	------	---	-------

*Southwest Conference games

Lineup	Name	Pts.	Rebs.	Ast.
6-2 Sr. G	U.S. Reed	13.0	4.1	1.3
6-4 So. G	Darrell Walker	11.3	4.5	3.3
6-10 Jr. C	Scott Hastings	16.3	5.4	1.4
6-6 Jr. F	Tony Brown	4.8	2.8	2.3
6-6 Jr. F	Keith Peterson	8.4	5.2	0.8

1981-82
23-6, 12-4 (1st)
 • SWC CHAMPION •
 • SWC TOURNAMENT CHAMPION •
 • NCAA FIRST ROUND •
Final Ranking: #12 (AP) / #13 (UPI)
Coach: Eddie Sutton

Date	Opponent	UA/Opp Rank	W/L	ARK OPP
11/28	Michigan	18/nr	W	83 72
11/30	at Texas-San Antonio	18/nr	W	71 42
12/03	vs. San Diego State @ PB	13/nr	W	85 68
12/10	Wisconsin-Parkside	11/nr	W	84 59
12/12	Centenary	11/nr	W	87 60
12/19	vs. Biscayne @ LR	9/nr	W	91 61
12/22	vs. Southern Miss @ PB	6/nr	W	63 54
12/30	vs. Kent State @ LR	5/nr	W	91 49
1/02	at Texas Tech *	5/nr	L	74 79
01/06	SMU *	11/nr	W	68 48
01/09	at Nebraska	11/nr	W	51 50
01/13	at TCU *	9/nr	W	62 59
01/16	at Texas *	9/19	L	73 87
01/19	Baylor *	15/nr	W	70 58
01/23	Houston *	15/19	W	67 66
01/26	at Texas A&M *	12/nr	W	64 63
01/29	Rice *	12/nr	W	60 54
01/31	vs. Wake Forest @ LR	12/19	L	48 49
02/06	Texas *	14/12	OT W	62 55
02/08	TCU *	14/nr	W	79 69
02/11	at Baylor *	8/nr	OT L	55 56
02/13	at Houston *	8/nr	L	53 55
02/15	Texas A&M *	8/nr	W	92 75
02/10	at Rice *	17/nr	W	72 65
02/24	at SMU *	15/nr	W	54 53
02/27	Texas Tech *	15/nr	W	67 61

SWC Tournament • Dallas, Texas (Reunion Arena)

03/05	vs. TCU	14/nr	W	80 70
03/06	vs. Houston	14/nr	W	84 69

NCAA Midwest Regional • Dallas, Texas

03/14	vs. Kansas State	12/nr	L	64 65
-------	------------------	-------	---	-------

*Southwest Conference games

Lineup	Name	Pts.	Rebs.	Ast.
6-3 Jr. G	Darrell Walker	14.8	5.2	3.5
6-10 Sr. C	Scott Hastings	18.6	6.0	1.4
6-6 Sr. F	Keith Peterson	7.3	3.8	1.2
6-6 Sr. F	Tony Brown	10.0	3.2	3.4
6-5 Sr. F	Brad Friess	4.1	2.3	2.2



ARKANSAS RAZORBACKS

RAZORBACK RECORDS

1982-83

26-4, 14-2 (2nd)

• **NCAA REGIONAL SEMIFINAL • SWEET 16**

Final Ranking: #9 (AP & UPI) / #10 (ESPN/USA Today)

Coach: Eddie Sutton

Date	Opponent	UA/Opp Rank	W/L	ARK	OPP
11/27	Southeast Missouri State	17/nr	W	74	57
12/01	Texas-San Antonio	16/nr	W	78	59
12/04	at Centenary	16/nr	W	79	51
12/06	vs. Missouri State @ LR	15/nr	W	87	66
12/15	Alabama State	13/nr	W	108	65
12/18	Louisiana-Monroe	13/nr	W	89	76
12/21	vs. Southern Miss @ PB	12/nr	W	64	62
12/28	at St. Peter's	11/nr	W	52	48
01/03	vs. Nebraska @ LR	11/nr	W	64	58
01/05	vs. Mercer @ PB	10/nr	W	83	62
01/08	Baylor *	10/nr	W	65	60
01/13	at Texas A&M *	7/nr	W	66	64
01/15	at SMU *	7/nr	W	63	56
01/19	TCU *	4/nr	W	69	55
01/22	at Houston *	4/14	L	60	75
01/24	Texas *	4/nr	W	83	64
01/26	at Texas Tech *	12/nr	W	62	59
01/30	vs. Wake Forest @ G'boro	12/19	W	68	65
02/02	Rice *	9/nr	W	70	43
02/07	at Baylor *	9/nr	W	81	66
02/12	Texas A&M *	8/nr	W	62	55
02/14	SMU *	8/nr	W	71	61
02/19	at TCU *	7/nr	W	64	56
02/23	at Texas *	6/nr	W	84	67
02/26	Texas Tech *	6/nr	W	77	63
03/03	Houston *	5/1	L	66	74
03/05	at Rice *	5/nr	W	82	55

SWC Tournament • Dallas, Texas (Reunion Arena)

03/10	vs. TCU	6/nr	OT	L	59	61
-------	---------	------	----	---	----	----

NCAA Midwest Regional • Tampa, Fla.

03/19	vs. Purdue	9/nr	W	78	68
-------	------------	------	---	----	----

NCAA Midwest Regional • Knoxville, Tenn.

03/24	vs. Louisville	9/2	L	63	65
-------	----------------	-----	---	----	----

*Southwest Conference games

Lineup	Name	Pts.	Rebs.	Ast.
6-3 Jr. G	Alvin Robertson	14.2	4.9	3.6
6-5 Sr. G	John Snively	5.9	0.9	1.0
6-4 Sr. G	Darrell Walker	18.2	5.7	3.3
6-11 So. C	Joe Kleine	13.3	7.3	0.6
6-6 Jr. F	Leroy Sutton	6.4	3.9	0.8

1983-84

25-7, 14-2 (2nd)

• **NCAA FIRST ROUND •**

Final Ranking: #7 (UPI) / #8 (AP)/#13 (ESPN/USA Today)

Coach: Eddie Sutton

Date	Opponent	UA/Opp Rank	W/L	ARK	OPP
Great Alaska Shootout • Anchorage, Alaska					
11/25	vs. Fordham	14/nr	W	62	61
11/26	vs. Oklahoma	14/20	W	84	68
11/27	vs. North Carolina State	14/nr	L	60	65
12/01	Southeast Missouri State	14/nr	W	98	69
12/05	East Tennessee State	14/nr	W	79	50
12/08	at Missouri State	15/nr	W	56	41
12/10	at Nebraska	15/nr	L	54	67
12/17	vs. North Texas @ PB		W	93	64
12/21	Alabama State		W	86	80
12/28	vs. St. Peter's @ LR		W	82	49
12/30	vs. Austin Peay @ LR		W	68	63
01/04	at Baylor *		W	57	50
01/07	Texas A&M *		W	77	54
01/12	SMU *		W	70	69
01/14	at TCU *		W	70	62
01/19	at Texas *		W	70	66
01/21	Texas Tech *		W	67	57
01/27	at Rice *	16/nr	L	62	65
01/29	at Villanova	16/nr	L	54	58
02/04	Baylor *		W	63	44
02/08	at Texas A&M *		W	59	58
02/11	at SMU *		W	80	71
02/12	vs. North Carolina @ PB	nr/1	W	65	64
02/15	TCU *	14/nr	W	55	48
02/18	Texas *	14/nr	W	59	41
02/23	at Texas Tech *	11/nr	W	55	49
02/25	at Houston *	11/3	L	61	64
02/29	Rice *	12/nr	W	79	54
03/04	Houston *	12/2	W	73	68

SWC Tournament • Houston, Texas (The Summit)

03/10	vs. Texas A&M	8/nr	W	49	47
-------	---------------	------	---	----	----

03/11	vs. Houston	8/5	L	56	57
-------	-------------	-----	---	----	----

NCAA East Regional • East Rutherford, N.J.

03/18	vs. Virginia	8/nr	OT	L	51	53
-------	--------------	------	----	---	----	----

*Southwest Conference games

Lineup	Name	Pts.	Rebs.	Ast.
6-2 Sr. G	Ricky Norton	8.6	1.5	2.4
6-3 Sr. G	Alvin Robertson	15.5	5.5	6.0
6-11 Jr. C	Joe Kleine	18.2	9.2	0.8
6-6 Jr. F	Charles Balentine	7.7	4.2	1.6
6-6 Sr. F	Leroy Sutton	8.4	4.9	0.8

1984-85

22-13, 10-6 (2nd)

• **NCAA SECOND ROUND •**

Final Ranking: #25 (ESPN/USA Today)

Coach: Eddie Sutton

Date	Opponent	UA/Opp Rank	W/L	ARK	OPP
11/24	Southeastern Louisiana	16/nr	W	65	62
11/27	vs. Central Florida @ PB	17/nr	W	59	45
12/01	at Ohio State	17/nr	L	84	85
12/08	Missouri State		W	70	56
12/14	Charleston Southern		W	74	55
12/15	vs. Tulsa @ LR		W	70	66
12/18	vs. Texas-San Antonio @ LR		W	74	67
12/20	vs. Minnesota @ PB		W	56	46
12/22	vs. Oral Roberts @ LR		W	64	57

Rainbow Classic • Honolulu, Hawaii

12/26	vs. Georgia Tech		L	52	72	
12/27	vs. Iowa State	OT	W	84	79	
12/28	vs. Iowa		L	52	71	
01/02	at Texas A&M *		W	70	67	
01/05	at SMU *	nr/4	OT	L	60	63
01/09	TCU *		W	67	59	
01/12	Texas *		W	64	58	
01/16	at Texas Tech *		L	48	64	
01/19	at Houston *		L	73	78	
01/23	Rice *		W	67	56	
01/27	at Virginia		L	52	54	
01/30	at Baylor *	OT	W	64	57	
02/01	Texas A&M *		W	58	53	
02/03	at Georgetown	nr/2	L	39	56	
02/06	SMU *	nr/4	W	69	66	
02/09	at TCU *	OT	L	66	72	
02/14	at Texas *		W	60	51	
02/16	Texas Tech *		L	50	52	
02/20	Houston *		W	73	59	
02/24	at Rice *		L	68	71	
03/02	Baylor *		W	106	71	

SWC Tournament • Dallas, Texas (Reunion Arena)

03/08	vs. Texas		W	66	46
-------	-----------	--	---	----	----

03/09	vs. SMU	nr/13	W	68	55
-------	---------	-------	---	----	----

03/10	vs. Texas Tech		L	64	67
-------	----------------	--	---	----	----

NCAA West Regional • Salt Lake City, Utah

03/14	vs. Iowa		W	63	54
-------	----------	--	---	----	----

03/16	vs. St. John's	nr/3	L	65	68
-------	----------------	------	---	----	----

*Southwest Conference games

Lineup	Name	Pts.	Rebs.	Ast.
6-2 Fr. G	Allie Freeman	4.5	1.5	2.6
6-3 Fr. G	Kenny Hutchinson	3.3	1.5	2.3
6-7 So. G/F	William Mills	9.4	3.5	4.5
6-11 Sr. C	Joe Kleine	22.1	8.4	0.7
6-6 Sr. F	Charles Balentine	12.7	5.6	1.6

YEAR-BY-YEAR RESULTS

1985-86

12-16, 4-12 (7th)

Coach: Nolan Richardson

Date	Opponent	UA/Opp Rank	W/L	ARK	OPP	
11/24	vs. Southern Illinois @ LR		W	86	72	
11/29	vs. Southern Univ. @ PB		W	76	75	
12/01	Missouri State		W	68	67	
12/03	vs. San Diego State @ LR		W	76	64	
12/05	Samford		W	72	51	
12/07	at Minnesota		L	64	71	
12/14	vs. Ohio State @ PB	nr/20	OT	W	79	70
12/18	vs. Alabama State @ LR		W	87	69	
12/21	at Kansas	nr/6	L	78	89	
12/28	at Oral Roberts		W	54	51	
01/02	SMU *		L	66	71	
01/04	at TCU *		L	62	71	
01/08	at Texas *		L	55	59	
01/11	Texas Tech *		L	46	48	
01/15	Houston *	OT	L	85	87	
01/18	at Rice *		W	58	50	
01/25	Southern California		L	74	88	
01/27	Baylor *	OT	W	81	76	
01/29	at Texas A&M *		L	67	81	
02/01	at SMU *		L	80	90	
02/05	TCU *	2OT	L	71	73	
02/08	Texas *		L	57	61	
02/12	at Texas Tech *	OT	W	79	72	
02/15	at Houston *		L	83	93	
02/19	Rice *		W	60	59	
02/26	at Baylor *		L	64	65	
03/01	Texas A&M *		L	76	93	

SWC Tournament • Dallas, Texas (Reunion Arena)

03/07	vs. Texas A&M		L	51	67
-------	---------------	--	---	----	----

*Southwest Conference games

Lineup (most starts)	Name	Pts.	Rebs.	Ast.
6-2 So. G	Allie Freeman	5.5	1.4	1.8
6-4 Jr. G	Mike Ratliff	13.1	4.4	1.3
6-4 So. G	Byron Irvin	9.9	2.8	1.6
6-7 Jr. G/F	William Mills	13.8	5.7	2.2
6-11 So. C	Andrew Lang	8.2	6.5	2.5



Charles Balentine and the Razorbacks were greeted by fans in Fayetteville after defeating No. 1 North Carolina on Feb. 12, 1984 in Pine Bluff.



ARKANSAS RAZORBACKS

RAZORBACK RECORDS

YEAR-BY-YEAR RESULTS

1986-87
19-14, 8-8 (5th)

• NIT SECOND ROUND •
Coach: Nolan Richardson

Date	Opponent	UA/Opp Rank	W/L	ARK OPP
11/28	vs. Grambling @ PB		W	84 65
11/29	vs. Louisiana Tech @ LR		W	90 64
12/3	vs. Ole Miss @ Memphis		W	70 56
12/06	Kansas	nr/6	W	103 86
12/10	vs. Alabama @ Birmingham	20/18	L	76 87
12/13	Morgan State	20/nr	W	106 57
12/18	Mississippi Valley State		W	98 79
12/20	vs. Virginia @ PB		L	66 78
12/22	at Missouri State		L	49 56

Rainbow Classic • Honolulu, Hawaii

12/28	vs. Ohio State		W	97 94
12/29	vs. Pittsburgh	nr/14	L	82 114
12/30	vs. California		W	74 58
01/03	TCU *		W	77 80
01/05	vs. North Texas @ LR	OT	W	99 96
01/08	Texas *		W	79 62
01/10	at Texas Tech *		L	73 95
01/14	Rice *		W	62 54
01/17	at Houston *		L	55 60
01/22	at Baylor *		L	62 63
01/25	Texas A&M *		W	87 69
01/27	SMU *		W	76 63
01/31	at TCU *	nr/16	L	66 73
02/04	at Texas *		L	73 78
02/07	Texas Tech *		W	93 75
02/11	Houston *		W	54 57
02/14	at Rice *		W	88 68
02/18	vs. Oral Roberts @ LR		W	95 75
02/21	Baylor *		W	71 67
02/24	at Texas A&M *	20T	W	100 97
03/01	at SMU *		L	76 93

SWC Tournament • Dallas, Texas (Reunion Arena)

03/06	vs. Texas Tech		L	59 73
-------	----------------	--	---	-------

National Invitational Tournament

03/13	Arkansas State	OT	W	67 64
-------	----------------	----	---	-------

National Invitational Tournament • Lincoln, Neb.

03/17	at Nebraska		L	71 78
-------	-------------	--	---	-------

*Southwest Conference games

Lineup (most starts)	Name	Pts.	Rebs.	Asst.
6-3	So. G Keith Wilson	4.8	2.1	2.6
6-3	Jr. G/F Tim Scott	11.9	2.7	2.1
6-6	Fr. G/F Ron Huery	11.7	3.5	2.7
6-10	Jr. F/C Shawn Baker	6.5	4.2	0.5
6-11	Jr. C Andrew Lang	8.1	7.5	2.7 Blk

1987-88

21-9, 11-5 (T-2nd)

• NCAA First Round •
Coach: Nolan Richardson

Date	Opponent	UA/Opp Rank	W/L	ARK OPP
11/27	vs. Chicago State @ PB		W	78 68
11/29	at Tulsa		L	47 68
12/03	vs. Northwestern (La.) State @ LR		W	77 55
12/05	Missouri State		W	53 47
12/09	vs. Ole Miss @ PB		W	79 40
12/12	Virginia		W	66 52
12/15	Alcorn State		W	101 55
12/19	Mississippi Valley State		W	91 71
12/23	vs. Alabama @ LR		W	80 55
12/30	at Maryland		L	61 88
01/02	vs. Coastal Carolina @ LR		W	81 59
01/06	Texas *		W	91 62
01/09	TCU *		W	96 53
01/13	at SMU *	OT	W	85 83
01/16	at Texas A&M *		L	67 74
01/20	Baylor *		W	70 62
01/27	at Rice *		W	80 61
01/30	Houston *		W	71 62
02/03	Texas Tech *		W	69 48
02/06	at Texas *		L	72 79



The Razorbacks celebrate winning the 1989 Southwest Conference Tournament Championship.

02/10	at TCU *	W	63 61
02/13	SMU *	L	63 73
02/17	Texas A&M *	W	79 58
02/20	at Baylor *	L	57 58
02/27	Rice *	W	112 87
03/03	at Houston *	L	77 82
03/06	at Texas Tech *	W	75 65

SWC Tournament • Dallas, Texas (Reunion Arena)

03/11	vs. Texas A&M	W	76 64
03/12	vs. Baylor	L	73 74

NCAA Southeast Regional • Cincinnati, Ohio

03/18	vs. Villanova	L	74 82
-------	---------------	---	-------

*Southwest Conference games

Lineup (most starts)	Name	Pts.	Rebs.	Asst.
6-2	Sr. G Allie Freeman	6.2	1.9	2.0
6-3	Sr. G Tim Scott	11.8	3.1	1.7 Stl
6-6	So. G/F Ron Huery	13.4	4.0	2.4
6-9	So. F/C Mario Credit	9.8	4.7	0.7
6-11	Sr. C Andrew Lang	9.3	7.3	2.6 Blk

1988-89

25-7, 13-3 (1st)

• SWC CHAMPION •
• SWC TOURNAMENT CHAMPION •
• NCAA SECOND ROUND •
Final Ranking
#17 (ESPN/USA Today)
Coach: Nolan Richardson

Date	Opponent	UA/Opp Rank	W/L	ARK OPP	
11/27	Rider		W	98 69	
11/30	at Virginia		L	65 75	
12/10	Maryland		W	73 68	
12/13	vs. Ole Miss @ Memphis		W	74 68	
12/21	vs. Texas Southern @ LR		W	97 79	
12/23	vs. Sam Houston State @ LR		W	97 79	
12/28	at Missouri	nr/11	L	78 83	
01/02	vs. South Alabama @ PB		W	103 71	
01/04	Texas Tech *		W	69 62	
01/07	at Texas *		W	99 92	
01/11	at TCU *		L	45 51	
01/14	SMU *		W	93 73	
01/16	Texas A&M *		W	75 60	
01/18	vs. Florida State @ LR	nr/14	OT	L	105 112
01/21	at Baylor *		W	88 58	
01/24	vs. Southern Utah @ PB		W	109 76	
01/28	Rice *		W	81 77	
02/01	at Houston *		W	88 87	
02/04	at Texas Tech *		L	73 84	
02/08	Texas *		W	105 82	
02/11	TCU *		W	100 60	

02/15	at SMU *	W	81 68	
02/18	at Texas A&M *	L	71 82	
02/22	Baylor *	W	89 54	
02/25	Tulsa	W	118 69	
03/01	at Rice *	W	83 70	
03/06	Houston *	20*/nr	W	107 79

SWC Tournament • Dallas, Texas (Reunion Arena)

03/10	vs. Rice	20*/nr	W	108 72
03/11	vs. Texas A&M	20*/nr	W	94 84
03/12	vs. Texas	20*/nr	W	100 76

NCAA Midwest Regional • Indianapolis, Ind.

03/16	vs. Loyola-Marymount	17*/nr	W	120 101
3/18	vs. Louisville	17*/12	L	84 93

*Southwest Conference games

^ USA Today/ESPN Coaches Poll

Lineup (most starts)	Name	Pts.	Rebs.	Asst.
6-3	Sr. G Keith Wilson	13.1	4.6	4.3
6-2	Fr. G Lee Mayberry	12.9	3.2	4.2
6-4	Jr. G/F Lenzie Howell	14.6	7.0	1.5
6-7	So. F Larry Marks	6.2	4.8	0.8 Stl
6-9	Jr. C Mario Credit	11.4	4.6	0.6

1989-90

30-5, 14-2 (1st)

• SWC CHAMPION •
• SWC TOURNAMENT CHAMPION •
• NCAA FINAL FOUR •
Final Ranking: #4 (ESPN/USA Today) / #7 (AP) / #8 (UPI)
Coach: Nolan Richardson

Date	Opponent	UA/Opp Rank	W/L	ARK OPP
11/24	vs. Samford @ PB	9/nr	W	97 67
11/26	vs. Oregon @ LR	9/nr	W	102 75
11/29	at South Alabama	11/nr	W	105 90
12/05	vs. Ole Miss @ PB	10/nr	W	90 76
12/09	U.S. International	10/nr	W	166 101
12/13	Missouri	7/4	L	88 89
12/18	Bethune-Cookman	7/nr	W	91 61
12/23	vs. VMI @ LR	10/nr	W	92 61
12/26	vs. Delaware State @ LR	11/nr	W	117 75
12/30	at UNLV	11/12	L	93 101
01/03	at Houston *	14/nr	W	82 78
01/06	at Texas Tech *	14/nr	W	92 75
01/10	Baylor *	12/nr	W	99 84
01/13	TCU *	12/nr	W	93 79
01/17	at SMU *	12/nr	W	80 61
01/20	at Texas A&M *	12/nr	W	100 84
01/22	Houston *	12/nr	W	100 89
01/25	Texas *	6/nr	W	109 100
01/27	at UAB	6/nr	W	109 95
01/31	at Rice *	3/nr	W	70 66

02/04	at Texas *	3/nr	OT	W	103 96
02/07	Texas Tech *	3/nr	W	100 77	
02/10	at Baylor *	3/nr	L	77 82	
02/14	at TCU *	8/nr	L	79 81	
02/17	SMU *	8/nr	W	77 46	
02/21	Texas A&M *	13/nr	W	114 100	
03/03	Rice *	12/nr	W	104 80	

SWC Tournament • Dallas, Texas (Reunion Arena)

03/09	vs. SMU	9/nr	W	84 51
03/10	vs. Baylor	9/nr	W	115 75
03/11	vs. Houston	9/nr	W	96 84

NCAA Midwest Regional • Austin, Texas

03/15	vs. Princeton	7/nr	W	68 64
03/17	vs. Dayton	7/nr	W	86 84

NCAA Midwest Regional • Dallas, Texas

03/22	vs. North Carolina	7/nr	W	96 73
03/24	vs. Texas	7/nr	W	88 85

NCAA Final Four • Denver, Colo.

03/31	vs. Duke	7/15	L	83 97
-------	----------	------	---	-------

*Southwest Conference games

Lineup (most starts)	Name	Pts.	Rebs.	Asst.
5-10	Jr. G Arlyn Bowers	5.5	1.8	2.4
6-2	So. G Lee Mayberry	14.5	2.9	5.2
6-7	So. G/F Todd Day	19.5	5.4	2.5
6-9	Sr. C Mario Credit	9.4	3.9	0.4
6-5	Sr. F Lenzie Howell	13.9	5.4	1.9

1990-91

34-4, 15-1 (1st)

• Preseason NIT Finalist •
• SWC CHAMPION •
• SWC TOURNAMENT CHAMPION •
• NCAA REGIONAL FINAL •
• ELITE EIGHT •
Final Ranking: #2 (AP & UPI) / #5 (ESPN/USA Today)
Coach: Nolan Richardson

Date	Opponent	UA/Opp Rank	W/L	ARK OPP
------	----------	-------------	-----	---------

Dodge Preseason NIT

11/14	Vanderbilt	2/nr	W	107 70
11/16	Oklahoma	2/15	W	110 88

Dodge Preseason NIT • New York, N.Y.

11/21	vs. Duke	2/6	W	98 88
11/23	vs. Arizona	2/3	L	77 89

11/27	vs. Mississippi College @ PB	3/nr	W	96 57
12/01	Kansas State	3/nr	W	112 88
12/05	vs. Louisiana Tech @ LR	3/nr	W	114 97
12/08	at Missouri	3/nr	W	95 82
12/11	South Alabama	2/nr	W	101 91
12/22	at Oregon	2/nr	W	71 68

2021 (ELITE 8) • 2022 (ELITE 8) • 2023 (SWEET 16)



ARKANSAS RAZORBACKS

RAZORBACK RECORDS

12/29	vs. Jackson State @ LR	2/nr	W	126	88
12/31	vs. Louisiana-Monroe @ PB	2/nr	W	114	92
01/02	at Rice *	2/nr	W	86	62
01/06	Houston *	2/nr	W	95	79
01/10	Texas *	2/nr	W	101	89
01/12	at Texas Tech *	2/nr	W	113	86
01/15	at TCU *	2/nr	W	93	73
01/19	SMU *	2/nr	W	98	70
01/21	at Florida State	2/nr	W	109	92
01/23	Texas A&M *	2/nr	W	113	88
01/26	at Baylor *	2/nr	W	73	68
01/30	UAB	2/nr	W	104	72
02/02	Rice *	2/nr	W	100	87
02/07	at Houston *	2/nr	W	81	74
02/10	UNLV	2/1	L	105	112
02/13	Texas Tech *	3/nr	W	87	69
02/16	TCU *	3/nr	W	97	61
02/20	at SMU *	3/nr	W	79	70
02/23	at Texas A&M *	3/nr	W	111	72
02/26	Baylor *	3/nr	W	106	74
03/03	at Texas *	3/23	L	86	99

SWC Tournament • Dallas, Texas (Reunion Arena)

03/08	vs. Texas A&M	5/nr	W	108	61
03/09	vs. Rice	5/nr	W	109	80
03/10	vs. Texas	5/23	W	120	89

NCAA Southeast Regional • Atlanta, Ga.

03/15	vs. Georgia State	2/nr	W	117	76
03/17	vs. Arizona State	2/nr	W	97	90

NCAA Southeast Regional • Charlotte, N.C.

03/21	vs. Alabama	2/19	W	93	70
03/23	vs. Kansas	2/12	L	81	93

*Southwest Conference games

Lineup (most starts)	Name	Pts.	Rebs.	Ast.
5-10	Sr. G Arlyn Bowers	11.1	1.9	3.2
6-2	Jr. G Lee Mayberry	13.2	3.4	5.5
6-8	Jr. G/F Todd Day	20.7	5.3	2.9
6-8	Jr. F/C Isaiah Morris	7.5	4.1	0.8
6-9	Jr. C Oliver Miller	15.5	7.7	2.9

1991-92
26-8, 13-3 (1st)
• SEC CHAMPION •
• NCAA SECOND ROUND •
Final Ranking: #8 (UPI) /
#9 (AP) / #10 (ESPN/USA Today)
Coach: Nolan Richardson

Date	Opponent	UA/Opp Rank	W/L	ARK	OPP
------	----------	-------------	-----	-----	-----

Maui Classic • Maui, Hawaii

11/25	vs. Minnesota	2/nr	W	92	83
11/26	vs. Chaminade	2/nr	W	99	84
11/27	vs. Michigan State	2/nr	L	71	86
12/02	vs. Alabama State @ PB	11/nr	W	96	80
12/04	Bethune-Cookman	11/nr	W	128	46
12/07	Missouri	11/nr	L	76	87
12/10	at Kansas State	19/nr	W	70	59
12/19	vs. Montevallo @ LR	19/nr	W	91	70
12/21	Arizona	19/2	W	65	59
12/23	at Tulsa	15/nr	W	74	64
12/28	vs. Jackson State @ LR	15/nr	W	89	66
12/30	at South Alabama	16/nr	W	101	82
01/02	vs. Quincy College @ PB	16/nr	W	123	60
01/04	Auburn *	16/nr	W	110	92
01/08	at Alabama *	13/16	L	63	65
01/11	at LSU *	13/nr	W	101	90
01/15	Mississippi State *	12/nr	W	99	78
01/18	at Ole Miss *	12/nr	W	114	93
01/22	Florida *	9/nr	W	75	62
01/25	at Kentucky *	9/8	W	105	88
02/05	at Tennessee *	5/nr	L	81	83
02/08	at Memphis	5/nr	L	88	92
02/12	Vanderbilt *	11/nr	W	91	71
02/15	South Carolina *	11/nr	W	89	73
02/18	at Georgia *	10/nr	L	78	87
02/22	Alabama *	10/14	W	90	87
02/26	at Auburn *	9/nr	W	82	74
02/29	at Mississippi State *	9/nr	W	84	76
03/03	LSU *	7/23	OT	106	92
03/07	Ole Miss *	7/nr	W	100	83

SEC Tournament • Birmingham, Ala.

03/13	vs. Georgia	6/nr	W	73	60
03/14	vs. Alabama	6/17	L	89	90

NCAA Midwest Regional • Milwaukee, Wis.

03/19	vs. Murray State	9/nr	W	80	69
03/21	vs. Memphis	9/nr	L	80	82

Lineup (most starts)	Name	Pts.	Rebs.	Ast.
6-2	Sr. G Lee Mayberry	15.2	2.3	5.9
6-1	Jr. G Robert Shepherd	6.7	2.5	2.4
6-9	Sr. G/F Todd Day	22.7	7.0	3.2
6-9	Sr. C Oliver Miller	13.5	7.7	3.0
6-8	Sr. F Isaiah Morris	10.2	5.0	1.1

1992-93
22-9, 10-6 (3rd)
• NCAA REGIONAL SEMIFINAL •
• SWEET 16 •
Final Ranking: #10 (ESPN/USA
Today) / #12 (AP & UPI)
Coach: Nolan Richardson

Date	Opponent	UA/Opp Rank	W/L	ARK	OPP
12/02	Memphis	nr/8	W	81	76
12/03	Tennessee-Martin		W	90	72
12/06	at Arizona	nr/9	W	86	80
12/17	vs. Southeast Missouri St. @ PB	12/nr	W	96	72
12/19	at Missouri	12/nr	W	73	68
12/21	vs. Jackson State @ PB	10/nr	W	123	76
12/23	Tulsa	10/nr	W	101	87
12/28	vs. Coastal Carolina @ LR	9/nr	W	93	74
12/30	vs. Louisiana-Monroe @ LR	9/nr	L	78	87
01/04	at SMU	13/nr	W	72	53
01/06	Ole Miss *	13/nr	W	90	78
01/09	at South Carolina *	13/nr	W	86	76
01/12	Alabama *	9/nr	W	74	66
01/20	at Vanderbilt *	8/19	L	89	102
01/23	Auburn *	8/nr	L	89	100
01/27	at Mississippi State *	16/nr	OT	76	80
01/30	Georgia *	16/nr	W	97	79
02/02	at LSU *	17/nr	W	91	79
02/06	at Florida *	17/nr	W	74	66
02/10	Kentucky *	14/2	W	101	94
02/13	at Alabama *	14/nr	L	82	93
02/16	Tennessee *	13/nr	L	91	101

YEAR-BY-YEAR RESULTS

02/20	Mississippi State *	13/nr	W	115	58
02/27	at Ole Miss *	15/nr	W	85	63
03/03	LSU *	13/nr	W	88	75
03/06	at Auburn *	13/nr	L	80	81
SEC Tournament • Lexington, Ky.					
03/12	vs. Georgia	14/nr	W	65	60
03/13	at Kentucky	14/4	L	81	92
NCAA East Regional • Winston-Salem, N.C.					
03/18	vs. Holy Cross	14/nr	W	94	64
03/20	vs. St. John's	14/nr	W	80	74
NCAA East Regional • East Rutherford, N.J.					
03/26	vs. North Carolina	14/4	L	74	80

Lineup (most starts)	Name	Pts.	Rebs.	Ast.
6-2	So. G Corey Beck	7.0	3.8	3.6
6-1	Sr. G Robert Shepherd	11.3	3.5	2.8
6-9	So. C Dwight Stewart	6.9	3.6	0.7
6-5	Sr. F Darrell Hawkins	13.3	4.5	2.6
6-5	Fr. F Scotty Thurman	17.4	4.4	2.2

1993-94
31-3, 14-2 (1st)
• SEC CHAMPION •
• NCAA FINAL FOUR •
• NCAA NATIONAL CHAMPION •
Final Ranking: #1 (ESPN/USA
Today & UPI) / #2 (AP)
Coach: Nolan Richardson


Date	Opponent	UA/Opp Rank	W/L	ARK	OPP	
11/29	Murray State	2/nr	W	93	67	
12/02	Missouri	2/nr	W	120	68	
12/04	Northwestern (La.) State	2/nr	W	111	76	
12/08	at Memphis	1/nr	W	96	78	
12/11	Delaware State	1/nr	W	123	66	
12/18	Jackson State	1/nr	W	96	80	
12/23	at Tulsa	1/nr	OT	W	93	91
12/28	Texas Southern	1/nr	W	129	63	
01/03	SMU	1/nr	W	96	70	
01/05	Ole Miss *	1/nr	W	87	61	
01/08	at Alabama *	1/nr	L	64	66	
01/11	LSU *	4/nr	W	84	83	



The final game at Barnhill Arena (March 3, 1993) featured the Razorbacks against a Shaquille O'Neal led LSU team. No. 13 Arkansas defeated the Tigers, 88-75.

ARKANSAS RAZORBACKS

RAZORBACK RECORDS



Corliss Williamson was the Most Outstanding Player of the 1994 NCAA Final Four after averaging 26 points and 10.5 rebounds over the two wins.

01/15	at Auburn *	4/nr	W	117	105
01/19	at Mississippi State *	3/nr	L	71	72
01/22	South Carolina *	3/nr	W	79	53
01/29	at Tennessee *	5/nr	W	65	64
02/01	Vanderbilt *	6/nr	W	89	76
02/05	Montevallo	6/nr	W	131	63
02/09	at Kentucky *	3/4	W	90	82
02/12	Florida *	3/20	W	99	87
02/16	Alabama *	1/nr	W	102	81
02/19	at Ole Miss *	1/nr	W	90	73
02/22	at Georgia *	1/nr	W	74	65
02/26	Auburn *	1/nr	W	91	81
03/02	at LSU *	1/nr	OT W	108	105
03/05	Mississippi State *	1/nr	W	80	62

SEC Tournament • Memphis, Tenn.

03/11	vs. Georgia	1/nr	W	95	83
03/12	vs. Kentucky	1/10	L	78	90

NCAA Midwest Regional • Oklahoma City, Okla.

03/18	vs. North Carolina A&T	2/nr	W	94	79
03/20	vs. Georgetown	2/nr	W	85	73

NCAA Midwest Regional • Dallas, Texas

03/25	vs. Tulsa	2/nr	W	103	84
03/27	vs. Michigan	2/11	W	76	68

NCAA Final Four • Charlotte, N.C.

04/2	vs. Arizona	2/9	W	91	82
04/4	vs. Duke	2/6	W	76	72

*Southeastern Conference games

Lineup (most starts)	Name	Pts.	Rebs.	Ast.
6-2 Jr.	G Corey Beck	8.8	3.9	5.0
6-4 Jr.	G Clint McDaniel	8.1	2.8	
6-9 Jr.	C Dwight Stewart	8.0	5.0	
6-6 So.	F Scotty Thurman	15.9	4.5	
6-7 So.	F Cortliss Williamson	20.4	7.7	

1994-95
32-7, 12-4 (T-1st West)
 • SEC WESTERN DIVISION CHAMPION •
 • NCAA FINAL FOUR •
 • NCAA NATIONAL RUNNER-UP •
Final Ranking: #2 (ESPN/USA Today) / #6 (AP & UPI)
Coach: Nolan Richardson

Date	Opponent	UA/Opp Rank	W/L	ARK	OPP
Tipoff Classic • Springfield, Mass.					
11/25	vs. Massachusetts	1/3	L	80	104
BCA Classic • Memphis, Tenn.					
11/27	vs. Georgetown	1/14	W	97	79
11/30	Jackson State	4/nr	W	103	87
12/03	at Missouri	4/nr	W	94	71
12/06	Centenary	3/nr	W	121	94
12/08	at SMU	3/nr	W	78	66
12/10	Murray State	3/nr	W	94	69
12/21	Florida A&M	3/nr	W	97	57
12/23	Tulsa	3/nr	W	82	63
Rainbow Classic • Honolulu, Hawaii					
12/28	vs. Oklahoma	3/nr	W	86	84
12/29	vs. Cincinnati	3/20	W	84	75
12/30	vs. Iowa	3/nr	W	101	92
01/04	at Ole Miss *	3/nr	L	71	76
01/07	Tennessee *	3/nr	W	97	79
01/11	Mississippi State *	5/nr	W	79	74
01/14	at Auburn *	5/nr	L	90	104
01/18	Georgia *	9/nr	W	84	82
01/21	at South Carolina *	9/nr	W	88	73
01/24	Alabama *	9/nr	L	70	88
01/29	Kentucky *	9/5	W	94	92
01/31	LSU *	8/nr	W	105	81
02/04	at Mississippi State *	8/nr	L	62	83

YEAR-BY-YEAR RESULTS

02/09	Memphis	12/nr	W	88	87
02/11	at Vanderbilt *	12/nr	OT W	97	94
02/15	at Alabama *	10/18	W	86	80
02/18	Ole Miss *	10/nr	W	85	70
02/22	at LSU *	8/nr	W	92	90
02/25	Montevallo	8/nr	W	122	64
02/28	at Florida *	7/nr	W	94	85
03/04	Auburn *	7/nr	W	68	66

SEC Tournament • Atlanta, Ga.

03/10	vs. Vanderbilt	5/nr	W	73	72
03/11	vs. Alabama	5/20	W	69	58
03/12	vs. Kentucky	5/3	OT L	93	95

NCAA Midwest Regional • Austin, Texas

03/17	vs. Texas Southern	6/nr	W	79	78
03/19	vs. Syracuse	6/25	OT W	96	94

NCAA Midwest Regional • Kansas City, Mo.

03/24	vs. Memphis	6/nr	OT W	96	91
03/26	vs. Virginia	6/13	W	68	61

NCAA Final Four • Seattle, Wash.

04/1	vs. North Carolina	6/4	W	75	68
04/3	vs. UCLA	6/1	L	78	89

*Southeastern Conference games

Lineup (most starts)	Name	Pts.	Rebs.	Ast.
6-2 Sr.	G Corey Beck	7.9	4.8	5.3
6-4 Sr.	G Clint McDaniel	11.5	3.1	
6-6 Jr.	F Scotty Thurman	15.4	3.9	
6-7 Jr.	F Cortliss Williamson	19.7	7.5	
6-9 Sr.	C Dwight Stewart (tie)	7.3	4.7	
6-8 Sr.	F Elmer Martin (tie)	1.8	1.9	

1995-96
20-13, 9-7 (T-2nd West)
 • NCAA REGIONAL SEMIFINAL •
 • SWEET 16 •
Final Ranking: #18 (ESPN/USA Today)
Coach: Nolan Richardson

Date	Opponent	UA/Opp Rank	W/L	ARK	OPP
------	----------	-------------	-----	-----	-----

Preseason NIT • Fayetteville, Ark.

11/15	Louisiana-Monroe	16/nr	W	75	67
11/17	Arizona	16/nr	L	73	83

Great Eight Tournament • Auburn Hills, Mich.

11/28	vs. Michigan State	25/nr	L	72	75
11/30	North Carolina A&T		W	103	49
12/02	Alcorn State		W	116	75
12/05	Missouri	nr/11	W	104	93
12/09	Cincinnati	nr/17	L	67	82
12/21	SMU		W	73	46
12/23	Tennessee State		W	86	67
12/30	Jackson State		W	86	77
01/03	Florida *		W	75	60
01/06	at Auburn *		L	76	101
01/10	at Ole Miss *		W	63	62
01/13	Vanderbilt *		L	73	80
01/18	at Memphis	nr/9	L	72	94
01/20	Mississippi State *	nr/21	W	80	68
01/23	at Alabama *		W	71	63
01/27	Oral Roberts		W	66	65
01/30	LSU *		W	76	68
02/03	South Carolina *		W	81	69
02/06	at Mississippi State *		L	63	78
02/11	at Kentucky *	nr/2	L	73	88
02/14	Ole Miss *		W	79	73
02/17	Auburn *		W	87	77
02/21	at Tennessee *		L	59	66
02/25	at Georgia *		L	59	71
02/28	Alabama *		L	89	99
03/02	at LSU *		W	94	79

SEC Tournament • Memphis, Tenn.

03/07	vs. Georgia	nr/24	L	63	65
-------	-------------	-------	---	----	----

Chase NIT

03/12	Northern Arizona		W	101	75
03/17	Pittsburgh		W	76	71
03/19	UNLV		W	86	73

Chase NIT Final Four • New York, N.Y.

03/25	vs. Michigan		L	62	77
03/27	vs. Connecticut		L	64	74

*Southeastern Conference games

1997-98
24-9, 11-5 (2nd West)
 • NCAA SECOND ROUND •
Final Ranking: #17 (AP) / #22 (ESPN/USA Today)
Coach: Nolan Richardson

Date	Opponent	UA/Opp Rank	W/L	ARK	OPP
11/16	Northeastern Illinois		W	114	56
11/21	Jackson State		W	97	71
11/25	Oral Roberts		W	81	75

Premier Classic • Phoenix, Ariz.

11/29	vs. Fresno State	nr/12	W	70	69
12/02	Bethune-Cookman	18/nr	W	108	42
12/06	Missouri	18/nr	W	75	46
12/09	at Louisville	15/nr	W	100	83
12/18	Centenary	13/nr	W	61	48

Puerto Rico Classic • San Juan, P.R.

12/24	at American U-Puerto Rico	12/nr	L	59	64
12/25	vs. Murray State	12/nr	L	83	94
12/26	vs. Saint Louis	12/nr	W	78	70
12/31	Alabama State	23/nr	W	103	48

ARKANSAS RAZORBACKS

RAZORBACK RECORDS

Date	Opponent	UA/Opp Rank	W/L	ARK	OPP
01/04	LSU *	23/nr	W	62	59
01/07	Mississippi State *	22/nr	W	83	70
01/10	at Memphis	22/nr	W	75	72
01/14	Florida *	22/nr	W	89	84
01/17	at Kentucky *	22/6	OT L	77	80
01/21	at Auburn *	18/nr	W	79	65
01/24	Alabama *	18/nr	W	77	70
01/28	at LSU *	15/nr	W	85	68
01/31	at Mississippi State *	15/nr	W	76	73
02/05	Ole Miss *	14/17	W	100	87
02/07	Vanderbilt *	14/nr	W	93	83
02/10	at Georgia *	12/nr	L	70	86
02/14	at Tennessee *	12/nr	L	71	74
02/18	South Carolina *	16/13	W	96	88
02/21	Auburn *	16/nr	W	107	83
02/25	at Ole Miss *	12/13	L	65	81
02/28	at Alabama *	12/nr	L	63	65

SEC Tournament • Atlanta, Ga.

03/06	vs. Tennessee	16/nr	W	102	96
03/07	vs. Kentucky	16/7	L	74	99

NCAA West Regional • Boise, Idaho

03/12	vs. Nebraska	17/nr	W	74	65
03/14	vs. Utah	17/7	L	69	75

*Southeastern Conference games

Lineup (most starts)	Name	Pts.	Rebs.	Ast.
5-10	Jr. G Kareem Reid	11.9	2.1	5.2
6-9	Sr. F Nick Davis	10.4	9.8	
6-8	Jr. F Derek Hood	8.4	6.1	
6-7	Sr. F Landis Williams	7.4	3.3	

1998-99

23-11, 9-7 (2nd West)

• NCAA SECOND ROUND •

Final Ranking: #17 (AP) / #25 (ESPN/USA Today)

Coach: Nolan Richardson

Date	Opponent	UA/Opp Rank	W/L	ARK	OPP
11/15	Jackson State	19/nr	W	83	72
11/17	Alabama State	19/nr	W	73	43

Top of the World Classic • Fairbanks, Alaska

11/20	vs. Virginia	19/nr	W	85	83
11/21	vs. New Mexico State	19/nr	W	66	60
11/22	vs. Villanova	19/nr	L	63	76
11/28	Louisiana-Monroe	21/nr	W	92	70
12/05	at Oklahoma	19/nr	L	57	87
12/07	Western Carolina	19/nr	W	90	54
12/16	Southeastern Louisiana	20/nr	W	95	57
12/19	Memphis	20/nr	W	99	74
12/23	at Wake Forest	19/nr	W	75	59
12/30	North Texas	20/nr	W	100	77
01/02	at LSU *	20/nr	W	80	75
01/06	at Auburn *	18/14	L	66	83
01/09	Ole Miss *	18/nr	L	65	76
01/13	at Mississippi State *	24/nr	W	61	59
01/16	Georgia *	24/nr	W	82	79
01/20	Alabama *	22/nr	L	60	67
01/23	Providence	22/nr	W	118	79
01/27	LSU *	21/nr	W	86	64
01/30	at Ole Miss *	21/nr	L	81	89
02/02	Tennessee *	23/nr	W	69	52
02/06	at Vanderbilt *	23/nr	L	69	73
02/10	at South Carolina *		W	72	66
02/13	Mississippi State *		W	82	62
02/16	at Florida *	nr/23	L	61	74
02/20	Kentucky *	nr/6	W	74	70
02/24	Auburn *	nr/2	W	104	88
02/27	at Alabama *		L	79	84

SEC Tournament • Atlanta, Ga.

03/05	vs. Florida	22/21	W	75	74
03/06	vs. Mississippi State	22/nr	OT W	84	79
03/07	vs. Kentucky	22/14	L	63	76

NCAA West Regional • Denver, Colo.

03/11	vs. Siena	17/nr	W	94	80
03/13	vs. Iowa	17/21	L	72	82

*Southeastern Conference games

Lineup (most starts)	Name	Pts.	Rebs.	Ast.
6-2	Sr. G Pat Bradley	14.1	2.5	
5-11	Sr. G Kareem Reid	10.4	2.5	5.3
6-5	Jr. G Chris Walker (tie)	7.1	3.9	
6-8	Sr. F Derek Hood	12.4	10.3	
6-8	Fr. F Chris Jefferies	7.7	3.9	
7-0	So. C Jason Jennings (tie)	4.3	2.7	

1999-00

19-15, 7-9 (3rd West)

• SEC TOURNAMENT CHAMPION •

• NCAA FIRST ROUND •

Coach: Nolan Richardson

Date	Opponent	UA/Opp Rank	W/L	ARK	OPP
11/22	Texas-Arlington		OT W	102	95

Big Island Invitational • Hilo, Hawaii

11/26	vs. Mercer		W	71	54
11/27	vs. Iowa State		L	71	77
11/28	vs. Santa Clara		W	79	60
12/04	Jackson State		W	98	60
12/07	Oklahoma		L	52	66
12/15	vs. Texas-Pan American @ NLR		W	70	56
12/18	Mercer		W	85	60
12/20	Wake Forest	nr/25	L	64	70
12/23	at Providence		L	81	87
12/28	Alcorn State		W	102	59
12/30	vs. Centenary @ NLR		W	73	55
01/03	at Memphis		L	71	76
01/05	Ole Miss *		W	71	64
01/08	South Carolina *		L	65	76
01/12	at Georgia *		W	74	54
01/19	at Alabama *		L	64	73
01/22	Mississippi State *		W	83	73
01/26	at LSU *		L	75	96
02/02	at Ole Miss *		L	82	87
02/05	at Auburn *	nr/10	L	55	73
02/09	Alabama *		W	81	66
02/12	at Mississippi State *		W	87	81
02/15	Florida *	nr/11	L	71	80
02/19	LSU *	nr/16	L	67	78
02/23	Vanderbilt *	nr/24	W	78	63
02/26	at Kentucky *	nr/18	L	55	60
03/01	at Tennessee *	nr/11	L	66	73
03/05	Auburn *	nr/19	W	64	55

SEC Tournament • Atlanta, Ga.

03/09	vs. Georgia		W	71	64
03/10	vs. Kentucky	nr/16	W	86	72
03/11	vs. LSU	nr/10	W	69	67
03/12	vs. Auburn		W	75	67

NCAA South Regional • Nashville, Tenn.

03/17	vs. Miami (Fla.)	nr/23	L	71	75
-------	------------------	-------	---	----	----

*Southeastern Conference games

Lineup (most starts)	Name	Pts.	Rebs.	Ast.
6-1	So. G Brandon Dean	8.5	2.0	
6-4	So. G Teddy Gipson (tie)	8.7	2.5	
6-5	Sr. G Chris Walker	10.8	4.5	
6-8	Fr. G/F Joe Johnson	16.0	5.7	2.2
6-7	Fr. F Alonzo Lane	7.9	4.1	
6-8	Fr. F Carl Baker	4.4	4.2	

2000-01

20-11, 10-6 (2nd West)


• NCAA First Round •

Coach: Nolan Richardson

Date	Opponent	UA/Opp Rank	W/L	ARK	OPP
11/17	Tennessee State	15/nr	W	90	68
11/18	Southern Miss	15/nr	L	54	63

11/22	Jackson State	24/nr	W	107	78
11/25	Louisiana-Monroe	24/nr	W	99	59
11/28	Centenary	25/nr	W	88	57
12/02	Memphis	25/nr	W	74	68
12/05	North Texas	21/nr	W	97	77
12/09	vs. Oklahoma State @ Tulsa	21/nr	L	73	74

YEAR-BY-YEAR RESULTS



Joe Johnson was named the SEC Newcomer of the Year in 2000 and went on to lead Arkansas to back-to-back NCAA Tournament appearances.

12/20	Northwestern (La.) State	25/nr	W	115	47
12/23	at Oklahoma	25/18	OT L	79	88
12/30	Grambling State		W	121	66
01/02	Maryland-Eastern Shore		W	100	40
01/06	at Mississippi State *		L	73	87
01/10	Ole Miss *	nr/20	L	48	53
01/13	at Vanderbilt *		L	64	81
01/17	Auburn *		W	82	72
01/20	Alabama *	nr/15	W	87	58
01/27	at LSU *		W	59	52
01/31	at Ole Miss *		L	73	84
02/03	Mississippi State *		W	83	72
02/07	Tennessee *	nr/10	OT W	82	77
02/10	at Florida *	nr/8	L	63	73
02/14	at Auburn *		L	63	71
02/17	LSU *		W	87	70
02/20	at South Carolina *		W	69	67
02/25	Kentucky *	nr/13	W	82	78
02/28	at Alabama *	nr/20	W	66	63
03/03	Georgia *		W	82	67

SEC Tournament • Nashville, Tenn.

03/09	vs. LSU		W	77	72
03/10	vs. Kentucky	nr/15	L	78	87

NCAA West Regional • Boise, Idaho

03/15	Georgetown	nr/21	N	61	63
-------	------------	-------	---	----	----

*Southeastern Conference games

Lineup (most starts)	Name	Pts.	Rebs.	Ast.
6-4	Jr. G Teddy Gipson	8.1	2.1	
6-2	Jr. G Jannero Pargo	12.3	2.1	
6-8	So. G/F Joe Johnson	14.2	6.4	2.6
6-8	So. F Carl Baker	5.2	4.0	
6-9	So. F Larry Satchell	3.7	3.5	

2001-02

14-15, 6-10 (T-4th West)

Coach: Nolan Richardson #

Date	Opponent	UA/Opp Rank	W/L	ARK	OPP
11/12	Maine		W	64	47

Preseason NIT • Fayetteville, Ark.

11/16	Wake Forest		L	71	76
11/18	Oral Roberts		W	71	57
11/28	at Tulsa		W	79	75
11/30	Oklahoma		L	54	69
12/04	Texas State		W	90	68
12/08	vs. Illinois @ (Chi. United Ctr)	nr/5	L	91	94
12/10	UNC Greensboro		W	89	74
12/20	UT Chattanooga		W	98	84
12/22	vs. Oklahoma State @ NLR	nr/6	L	76	85
12/29	Elon		W	96	52
01/02	at Memphis		W	90	73
01/05	at Auburn *		W	83	77
01/08	Mississippi State *	nr/22	W	75	64
01/13	at LSU *		L	69	75
01/16	South Carolina *		L	60	62
01/19	Ole Miss *		L	64	70
01/23	at Georgia *!	nr/15	L	67	81
01/26	Florida *	nr/5	OT W	94	92
01/30	at Alabama *	nr/7	L	94	109
02/02	Auburn *		W	62	60
02/09	at Ole Miss *		L	67	79
02/13	at Tennessee *		L	53	64
02/16	LSU *		L	63	67
02/20	Alabama *	nr/5	W	67	59
02/23	at Kentucky *	nr/12	L	58	71
02/27	at Mississippi State *		L	83	89
03/02	Vanderbilt * #		W	81	67

SEC Tournament • Atlanta, Ga.

03/07	vs. Tennessee #		L	61	68
-------	-----------------	--	---	----	----

*Southeastern Conference games

! Georgia's victory vacated by the NCAA

Mike Anderson went 1-1 as interim head coach

ARKANSAS RAZORBACKS

RAZORBACK RECORDS

Lineup (most starts)	Name	Pts.	Rebs.	Ast.
6-1 Sr. G	Brandon Dean	12.2	2.9	
6-2 Sr. G	Jannero Pargo	16.6	2.4	3.3
6-4 Sr. G	Teddy Gipson	7.6	1.8	
6-5 Fr. G	J.J. Sullinger (tie)	9.4	3.0	
6-8 Jr. F	Dionisio Gomez	5.1	5.0	
6-9 Jr. F	Larry Satchell (tie)	2.8	2.8	

2002-03 9-19, 4-12 (T-5th West) Coach: Stan Heath

Date	Opponent	UA/Opp Rank	W/L	ARK	OPP
11/22	Jackson State		W	81	44
11/26	at Oral Roberts		L	64	76
11/30	Tulsa	nr/22	L	60	61
12/03	Troy State		L	66	74
12/07	vs. Illinois @ NLR	nr/25	L	58	62
12/10	Louisiana Tech		W	72	60
12/18	Sam Houston State		W	78	67
12/21	Texas State		W	70	60
12/28	Centenary		W	75	51
12/30	at Oklahoma State		L	45	71
01/02	Memphis		L	67	72
01/08	at Alabama *	nr/4	L	51	61
01/11	Auburn *		L	37	52
01/18	Georgia * !	nr/20	L	64	81
01/22	LSU *		W	73	65
01/25	at Ole Miss *		L	54	73
02/01	at Florida *	nr/4	L	66	77
02/05	Alabama *	nr/22	W	81	70
02/08	at Mississippi State *	nr/23	L	54	84
02/12	Tennessee *		L	62	70
02/15	at South Carolina *		L	65	72
02/19	Kentucky *	nr/2	L	50	66
02/22	at LSU *		L	56	75
02/26	at Vanderbilt *		W	60	50
03/01	Mississippi State *	nr/20	W	53	51
03/05	at Auburn *		L	54	69
03/08	Ole Miss *		L	54	64

SEC Tournament • New Orleans, La.

03/13	vs. LSU		L	56	85
-------	---------	--	---	----	----

*Southeastern Conference games
! Georgia's victory vacated by the NCAA

Lineup (most starts)	Name	Pts.	Rebs.	Ast.
6-1 Fr. G	Eric Ferguson	10.9	3.1	3.3
6-4 Fr. G/F	Jonathon Modica	11.5	4.5	
6-8 Sr. F	Carl Baker	3.3	4.1	
6-7 Sr. F	Alonzo Lane	4.0	2.9	
6-8 Sr. F	Dionisio Gomez	8.3	6.6	

2003-04 12-16, 4-12 (6th West) Coach: Stan Heath

Date	Opponent	UA/Opp Rank	W/L	ARK	OPP
11/21	Nicholls State		W	89	60
11/25	Grambling State		W	64	46
11/29	vs. Jacksonville @ NLR		W	85	65
12/03	Oral Roberts		W	77	71
12/06	vs. Illinois @ Chi. United Ctr	nr/11	L	61	84
12/09	Southeast Missouri State		W	78	68
12/17	Louisiana Tech		W	68	56
12/20	Oklahoma State		L	58	73
12/22	Western Carolina	OT	L	59	62
12/30	at Tulsa		W	81	74
01/03	North Texas		W	96	61
01/06	LSU *		L	55	66
01/10	at Mississippi State *	nr/22	L	62	80
01/14	at Alabama *		L	65	81
01/17	Ole Miss *		W	86	78
01/21	at Auburn *		L	63	70
01/24	Vanderbilt *	nr/22	W	70	62
01/31	at Georgia *		L	50	71
02/04	Auburn *		W	74	52
02/07	at LSU *		L	52	65

02/11	at Tennessee *		L	65	69
02/14	Mississippi State *	nr/6	L	70	77
02/18	at Kentucky *	nr/9	L	56	73
02/21	South Carolina *	nr/25	W	82	66
02/28	Florida *		L	68	73
03/03	Alabama *	OT	L	68	72
03/06	at Ole Miss *		L	45	55

SEC Tournament • Atlanta, Ga.

03/11	South Carolina	N	L	81	91
-------	----------------	---	---	----	----

*Southeastern Conference games

Lineup (most starts)	Name	Pts.	Rebs.	Ast.
6-1 So. G	Eric Ferguson	8.1	2.6	2.8
6-7 Fr. G/F	Ronnie Brewer	12.2	5.5	3.4
6-4 So. F	Jonathon Modica	16.5	4.5	
6-8 Sr. F	Billy Pharis	5.5	2.9	
6-5 Fr. F	Olu Famutimi	7.0	3.5	

2004-05 18-12, 6-10 (4th West) Coach: Stan Heath

Date	Opponent	UA/Opp Rank	W/L	ARK	OPP
11/19	vs. Winthrop		W	72	49
11/21	vs. Troy		W	89	54
11/22	vs. Eastern Michigan		W	82	64
11/27	Gardner Webb		W	79	63
11/30	Tulsa		W	85	73
12/04	vs. Illinois @ NLR	nr/3	L	60	72
12/07	at Missouri		W	62	52
12/16	Tennessee State		W	96	68
12/18	Prairie View A&M		W	102	50
12/20	Lipscomb		W	83	54
12/23	Hartford		W	87	55
12/29	Jacksonville State		W	73	67
12/31	Louisiana-Monroe		W	85	43
01/05	Ole Miss *		W	69	46
01/08	at Florida *		L	74	82
01/11	Alabama *	nr/21	L	61	64
01/15	at Mississippi State *	nr/11	L	55	80
01/19	at LSU *	OT	L	63	66
01/22	Auburn *		W	95	59
01/29	Kentucky *	nr/6	L	67	68
02/02	at South Carolina *		L	52	64
02/05	at Ole Miss *		W	66	65
02/09	Georgia *		W	62	47
02/12	LSU *		W	65	62
02/16	at Alabama *	nr/16	L	63	72
02/19	at Vanderbilt *		L	65	79
02/26	Tennessee *		W	70	68
03/01	Mississippi State *		L	55	57
03/05	at Auburn *		L	64	77

SEC Tournament • Atlanta, Ga.

03/10	vs. Tennessee		L	46	65
-------	---------------	--	---	----	----

*Southeastern Conference games

Lineup (most starts)	Name	Pts.	Rebs.	Ast.
6-1 Jr. G	Eric Ferguson	8.8	2.7	4.3
6-7 So. G	Ronnie Brewer	16.2	4.8	3.4
7-0 Fr. C	Steven Hill	2.3	2.3	1.8 blk
6-7 Fr. F	Charles Thomas	5.5	2.7	
6-5 So. F	Olu Famutimi	9.4	4.2	

2005-06 22-10, 10-6 (T-2nd West) • NCAA FIRST ROUND • Coach: Stan Heath

Date	Opponent	UA/Opp Rank	W/L	ARK	OPP
11/18	Portland State		W	107	69
Maui Invitational • Maui, Hawaii					
11/21	vs. Connecticut	nr/3	L	68	77
11/22	vs. Kansas		W	65	64
11/23	vs. Maryland	nr/23	L	62	75
11/26	Radford		W	75	55
11/30	Southern Miss		W	77	35

YEAR-BY-YEAR RESULTS

12/02	Missouri	W	66	63		
12/06	Texas State	W	73	67		
12/15	Missouri State	W	79	75		
12/17	vs. Rice @ NLR	W	80	61		
12/21	vs. Texas Tech @ Dallas	W	78	65		
12/30	Texas-Pan American	W	66	38		
01/01	Western Illinois	W	83	54		
01/07	at Mississippi State *	L	67	69		
01/11	LSU *	L	58	63		
01/14	Vanderbilt *	W	78	66		
01/18	at Alabama *	OT	L	75	78	
01/21	at Auburn *	W	68	52		
01/25	Ole Miss *	W	71	58		
01/29	at Kentucky *	L	76	78		
02/04	South Carolina *	W	73	59		
02/08	at LSU *	L	77	78		
02/11	Auburn *	W	84	64		
02/15	at Ole Miss *	L	70	73		
02/18	Florida*	nr/10	OT	W	85	81
02/21	Alabama*	W	65	63		
02/25	at Tennessee*	nr/10	W	73	69	
03/01	Mississippi State*	W	80	70		
03/05	at Georgia*	W	74	57		

SEC Tournament • Nashville, Tenn.

03/10	vs. Georgia	W	80	67	
03/11	vs. Florida	nr/16	L	71	74

NCAA Oakland Regional • Dallas, Texas

03/17	vs. Bucknell	L	55	59
-------	--------------	---	----	----

*Southeastern Conference games

Lineup (most starts)	Name	Pts.	Rebs.	Ast.
6-5 Sr. G	Dontell Jefferson	3.2	3.1	4.4
6-7 Jr. G	Ronnie Brewer	18.4	4.8	3.3
6-5 Sr. G	Jonathon Modica	16.1	4.0	
7-0 So. C	Steven Hill	3.0	3.5	2.8 blk
6-8 So. F	Charles Thomas	9.7	5.0	

2006-07 21-14, 7-9 (T-3rd West) • NCAA FIRST ROUND • Coach: Stan Heath

Date	Opponent	UA/Opp Rank	W/L	ARK	OPP
11/10	Southeast Missouri State		W	92	52
11/18	Stephen F. Austin		W	70	59

Old Spice Classic • Orlando, Fla.



Patrick Beverley was named the SEC Freshman (Coaches) and Newcomer (Media) of the Year in 2007 and added second team All-SEC honors.

ARKANSAS RAZORBACKS

RAZORBACK RECORDS

2007-08
23-12, 9-7 (2nd West)
NCAA SECOND ROUND
Coach: John Pelphey

Date	Opponent	UA/Opp Rank	W/L	ARK OPP
11/9	Wofford	19/nr	W	67 45

O'Reilly Auto Parts ESPNU Tip-Off - San Juan, P.R.

11/15	vs. College of Charleston	18/nr	W	75 49
11/16	vs. Providence	18/nr	L	51 67
11/18	vs. Virginia Commonwealth	18/nr	W	70 60
11/24	Delaware State		W	89 67
11/28	Missouri		W	94 91
12/01	Oral Roberts		W	62 51
12/03	Missouri State		W	70 51
12/12	Texas-San Antonio		W	67 42
12/15	at Oklahoma		L	72 83
12/19	Northwestern State		W	90 59
12/22	vs. Appalachian State @ NLR		L	67 74
12/29	Louisiana-Monroe		W	85 60
01/05	vs. Baylor @ Dallas		W	85 78
01/10	at Auburn *		W	76 70
01/13	Alabama *	OT W	71 67	
01/16	South Carolina *		L	66 70
01/19	at Georgia *		L	69 82
01/26	at LSU *		W	68 52
01/30	Mississippi State *	nr/25*	W	78 58
02/02	Florida *	nr/20	W	80 61
02/09	Ole Miss *		W	75 69
02/13	at Tennessee *	nr/4	L	71 93
02/16	at Mississippi State *		L	74 80
02/20	LSU *		W	87 61
02/23	at Kentucky *		L	58 63
02/27	at Alabama *		L	56 59
03/01	Vanderbilt *	nr/18	W	78 73
03/04	at Ole Miss *		L	72 81
03/08	Auburn *		W	77 64

SEC Tournament - Atlanta, Ga.

03/14	vs. Vanderbilt	nr/18	W	81 75
03/15	vs. Tennessee (@ Ga. Tech)	nr/4	W	92 91
03/16	vs. Georgia (@ Ga. Tech)		L	57 66

NCAA Tournament - Raleigh, N.C.

03/21	vs. Indiana	nr/24*	W	86 72
03/23	vs. North Carolina	nr/1	L	77 108

*Southeastern Conference games
 ^ USA Today/ESPN Coaches Poll

Lineup (most starts)	Name	Pts.	Rebs.	Ast.
6-2	So. G Stefan Welsh	5.3	1.4	2.1
6-1	So. G Patrick Beverley	12.1	6.6	2.4
7-0	Sr. C Steven Hill	4.2	2.9	2.1 blK
6-8	Sr. F Charles Thomas	9.2	4.5	
6-6	Sr. F Sonny Weems	15.0	4.5	2.6

2008-09
14-16, 2-14 (6th West)
Coach: John Pelphey

Date	Opponent	UA/Opp Rank	W/L	ARK OPP
11/14	Southeastern Louisiana	OT W	91 87	
11/20	Cal-Davis		W	68 59
11/22	at Missouri State		L	57 62
11/26	at South Alabama		W	79 77
11/29	Florida A&M		W	86 61
12/03	Texas Southern		W	80 61
12/10	North Carolina Central		W	98 70

Jim Thorpe Classic

12/17	Austin Peay		W	89 80
12/20	Stephen F. Austin		W	67 51
12/27	Northwestern State		W	95 56
12/30	Oklahoma	nr/4	W	96 88
01/03	vs. North Texas @ NLR		W	86 75
01/06	Texas	nr/7	W	67 61
01/10	Mississippi State *		L	56 70
01/14	at Ole Miss *		L	65 74
01/17	at Florida *		L	65 80
01/24	Auburn *		L	51 73
01/29	Alabama *		W	89 80

01/31	at LSU *		L	69 79
02/04	Tennessee *		L	72 74
02/07	at Mississippi State *		L	77 86
02/11	at Auburn *		L	62 75
02/14	Kentucky *		L	63 79
02/18	LSU *	nr/23	L	69 72
02/21	at South Carolina *	OT	L	78 82
02/25	at Alabama *		L	67 88
03/01	Georgia *		W	89 67
03/04	Ole Miss *	OT	L	91 98
03/08	at Vanderbilt *		L	58 75

SEC Tournament - Tampa, Fla.

03/12	vs. Florida		L	58 73
-------	-------------	--	---	-------

*Southeastern Conference games

Lineup (most starts)	Name	Pts.	Rebs.	Ast.
5-11	Fr. G Courtney Fortson	14.8	5.5	5.9
6-0	Fr. G Rotnei Clarke	12.2	1.9	
6-3	Jr. G Stefan Welsh	11.5	2.9	2.1
6-9	Jr. F Michael Washington	15.5	9.8	
6-8	Fr. F Michael Sanchez	5.9	4.9	

2009-10
14-18, 7-9 (3rd West)
Coach: John Pelphey

Date	Opponent	UA/Opp Rank	W/L	ARK OPP
11/13	Alcorn State		W	130 68

Hall of Fame Showcase

11/17	vs. Louisville @ STL	nr/20	L	66 96
11/20	Appalachian State	OT W	81 72	
11/24	Morgan State		L	94 97
11/27	East Tennessee State		L	85 94
11/29	South Alabama		L	61 74
12/02	at Oklahoma		L	47 67
12/05	Mississippi Valley State		W	91 54
12/07	Delaware State		W	71 53
12/16	Alabama State		W	76 51
12/19	Stephen F. Austin		W	72 69
12/22	Missouri State	OT W	66 62	
12/30	vs. Baylor @ NLR		L	47 70
01/02	UAB	nr/24	L	72 73
01/05	Texas	nr/2	L	85 96
01/14	at Mississippi State *		L	80 82
01/16	Alabama *		W	71 59
01/21	Florida *		L	66 71
01/23	at Kentucky *	nr/2	L	70 101
01/28	Mississippi State *		W	67 62
01/31	at Ole Miss *	nr/18	W	80 73
02/03	at Georgia *		W	72 68
02/06	Auburn *	OT W	82 79	
02/10	LSU *		W	87 52
02/13	at Alabama *		L	68 73
02/17	South Carolina *		W	92 79
02/20	at Auburn *		L	83 92
02/24	at LSU *		L	54 64
02/27	Vanderbilt *	nr/16	L	72 89
03/03	at Tennessee *	nr/16	L	73 80
03/06	Ole Miss *		L	66 68

SEC Tournament - Nashville, Tenn.

03/11	vs. Georgia		L	64 77
-------	-------------	--	---	-------

*Southeastern Conference games

Lineup (most starts)	Name	Pts.	Rebs.	Ast.
5-11	So. G Courtney Fortson	17.9	5.2	5.7
6-0	So. G Rotnei Clarke	15.1	2.4	
6-3	Jr. G Marcus Britt	3.9	2.7	
6-9	Sr. F Mike Washington	12.5	6.1	
6-7	Fr. F Marshawn Powell	14.9	6.7	

2010-11
18-13, 7-9 (T-3rd West)
Coach: John Pelphey

Date	Opponent	UA/Opp Rank	W/L	ARK OPP
11/18	Grambling State		W	75 52
11/22	Florida Gulf Coast		W	90 47

Razorback Showcase

11/18	Grambling State		W	75 52
11/22	Florida Gulf Coast		W	90 47

11/24	Southeast Missouri State		W	66 56
11/26	vs. UAB @ NLR	OT	L	65 70
12/01	Oklahoma		W	84 74
12/04	Troy		W	75 60

SEC/Big East Invitational - Louisville, Ky.

12/08	vs. Seton Hall		W	71 62	
12/15	Mississippi Valley State		W	87 64	
12/18	vs. Texas A&M @ Dallas	nr/25	OT	L	62 71
12/22	Texas Southern		W	67 59	
12/29	North Carolina A&T		W	87 59	
12/31	Texas-Arlington		W	87 74	
01/04	at Texas	nr/12	L	46 79	
01/08	Tennessee *		L	68 65	
01/12	at LSU *		L	53 56	
01/15	Alabama *		W	70 65	
01/19	at South Carolina *		L	74 81	
01/22	at Florida *		L	43 75	
01/25	Auburn *		W	73 64	
01/29	at Vanderbilt *	nr/19	W	89 78	
02/02	Georgia *		L	59 60	
02/05	Ole Miss *		L	60 69	
02/09	at Mississippi State *		L	56 67	
02/12	LSU *		W	80 61	
02/16	Florida A&M		W	94 55	
02/19	at Alabama *		L	56 69	
02/23	Kentucky *	nr/22	OT W	77 76	
02/26	at Auburn *		W	57 55	
03/02	Mississippi State *		L	78 88	
03/05	at Ole Miss *		L	74 84	

SEC Tournament - Atlanta, Ga.

03/10	vs. Tennessee		L	68 74
-------	---------------	--	---	-------

*Southeastern Conference games

Lineup (most starts)	Name	Pts.	Rebs.	Ast.
6-0	Jr. G Jeff Peterson	6.3	2.2	2.4
6-0	Jr. G Rotnei Clarke	15.2	3.0	
6-3	Sr. G Marcus Britt	5.3	2.1	
6-9	Sr. F Delvon Johnson	9.6	7.2	
6-7	So. F Marshawn Powell	10.8	4.5	

2011-12
18-14, 6-10 (9th)
Coach: Mike Anderson

Date	Opponent	UA/Opp Rank	W/L	ARK OPP
11/11	USC Upstate		W	83 63

Southwest Showcase

11/16	Oakland		W	91 68
11/18	vs. Houston @ NLR		L	78 87
11/22	Utah Valley		W	67 59
11/26	Grambling State		W	86 44
11/30	Mississippi Valley State		W	97 64
12/03	at Connecticut	nr/8	L	62 75
12/10	at Oklahoma		L	63 78
12/17	Southeastern Louisiana		W	62 55
12/20	Eastern Kentucky		W	71 57
12/22	Louisiana Tech		W	77 63
12/28	Charlotte		W	80 67
12/30	Texas Southern		W	77 49
01/03	Savannah State		W	83 66
01/07	Mississippi State *	nr/15	W	98 88
01/11	at Ole Miss *		L	63 71
01/14	LSU *		W	69 60
01/17	at Kentucky *	nr/2	L	63 86
01/21	Michigan	nr/20	W	66 64
01/25	Auburn *		W	56 53
01/28	at Alabama *		L	66 72
01/31	Vanderbilt *	nr/25	W	82 74
02/04	at LSU *		L	65 71
02/08	at Georgia *		L	59 81
02/11	South Carolina *		W	76 65
02/15	at Tennessee *		L	58 71
02/18	Florida *	nr/14	L	68 98
02/23	Alabama *		L	68 79
02/25	at Auburn *		W	77 71
02/28	Ole Miss *		L	75 77
03/03	at Mississippi State *		L	59 79

SEC Tournament - New Orleans, La.

03/08	vs. LSU		L	54 70
-------	---------	--	---	-------

*Southeastern Conference games

YEAR-BY-YEAR RESULTS

Lineup (most starts)	Name	Pts.	Rebs.	Ast.
6-1	Jr. G Julysse Nobles	8.7	3.3	3.1
6-2	So. G Mardracus Wade	10.8	1.8	
6-3	So. G Rickey Scott	9.1	3.5	2.5
6-9	Sr. F Michael Sanchez	4.0	3.3	
6-8	Fr. F Devonta Abron	5.7	4.2	

2012-13
19-13, 10-8 (7th)
Coach: Mike Anderson

Date	Opponent	UA/Opp Rank	W/L	ARK OPP
11/9	Sam Houston State		W	73 68

Las Vegas Invitational

11/18	Longwood		W	112 63
11/20	Florida A&M		W	89 60
11/23	vs. Arizona State		L	68 83
11/24	vs. Wisconsin		L	70 77
11/30	Syracuse	nr/6	L	82 91
12/04	Oklahoma		W	81 78
12/08	at Michigan	nr/3	L	67 80
12/15	Alcorn State		W	97 59
12/20	Robert Morris		W	79 74
12/22	vs. Alabama A&M @ NLR		W	95 68
12/29	Northwestern State		W	79 61
01/05	Delaware State		W	86 51
01/09	at Texas A&M *		L	51 69
01/12	Vanderbilt *		W	56 33
01/16	Auburn *	2OT W	88 80	
01/19	at Ole Miss *		L	64 76
01/23	Mississippi State *		W	96 70
01/26	at South Carolina *		L	54 75
01/31	at Alabama *		L	56 59
02/02	Tennessee *		W	73 60

ARKANSAS RAZORBACKS

RAZORBACK RECORDS

01/18	at Georgia *	OT	L	61	66	
01/22	at Tennessee *		L	74	81	
01/25	Auburn *		W	86	67	
01/28	Missouri *		L	71	75	
02/01	at LSU *		L	74	88	
02/05	Alabama *		W	65	58	
02/08	at Vanderbilt *		W	77	75	
02/13	at Missouri *		L	85	86	
02/15	LSU *		W	81	70	
02/19	South Carolina *		W	71	64	
02/22	at Mississippi State *		W	73	69	
02/27	at Kentucky *	nr/17	OT	W	71	67
03/01	Georgia *		W	87	75	
03/05	Ole Miss *		W	110	80	
03/08	at Alabama *		L	58	83	

SEC Tournament - Atlanta, Ga.

03/13	vs. South Carolina		L	69	71
-------	--------------------	--	---	----	----

NIT First Round

03/18	Indiana State		W	91	71
-------	---------------	--	---	----	----

NIT Second Round

03/24	at California		L	64	75
-------	---------------	--	---	----	----

*Southeastern Conference games

Lineup (most starts)	Name	Pts.	Rebs.	Ast.
6-2 Sr. G	Fred Guley III	3.9	1.8	1.9
6-5 Jr. G	Rashad Madden	12.7	2.8	2.7
6-6 So. G	Michael Qualls	11.6	4.5	1.9
6-7 Sr. F	Coty Clarke	9.4	5.6	2.4
6-10 Fr. F	Bobby Portis	12.3	6.8	1.5

2014-15

27-9, 13-5 (2nd)

• **NCAA THIRD ROUND** •

Final Ranking: #21 (AP) /

#20 (ESPN/USA Today)

Coach: Mike Anderson

Date	Opponent	UA/Opp Rank	W/L	ARK	OPP
11/16	Alabama State		W	97	79
11/19	Wake Forest		W	83	53
11/21	Delaware State		W	99	71
11/25	at SMU		W	78	72
11/28	North Texas	25/nr	W	89	73
11/30	Iona	25/nr	W	94	77

SEC/Big 12 Challenge

12/04	at Iowa State	18/20	L	77	95	
12/07	at Clemson	18/nr	OT	L	65	68
12/13	Dayton		W	69	55	
12/20	vs. Southeast Missouri St. @NLR		W	84	67	
12/22	Milwaukee		W	84	54	
12/28	Northwestern State		W	100	92	
01/03	Utah Valley		W	79	46	
01/06	at Georgia *	23/nr	W	79	75	
01/10	Vanderbilt *	23/nr	W	82	70	



Bobby Portis recorded a double-double (15 points and 13 rebounds) in leading Arkansas to a 56-53 win over Wofford in the 2015 NCAA Tournament.

01/13	at Tennessee *	19/nr	L	69	74
01/17	Ole Miss *	19/nr	L	82	96
01/22	Alabama *	OT	W	93	91
01/24	at Missouri *		W	61	60
01/27	Tennessee *		W	69	64
01/31	at Florida *		L	56	57
02/03	South Carolina *		W	75	55
02/07	Mississippi State *		W	61	41
02/10	at Auburn *	24/nr	W	101	87
02/14	Ole Miss *	24/nr	W	71	70
02/18	Missouri *	18/nr	W	84	69
02/21	at Mississippi State *	18/nr	W	65	61
02/24	Texas A&M *	18/nr	W	81	75
02/28	at Kentucky *	18/1	L	67	84
03/05	at South Carolina *	18/nr	W	78	74
03/07	LSU *	18/nr	L	78	81

SEC Tournament - Nashville, Tenn.

03/13	vs. Tennessee	21/nr	W	80	72
03/14	vs. Georgia	21/nr	W	60	49
03/15	vs. Kentucky	21/1	L	63	78

NCAA South Regional - Jacksonville, Fla.

03/19	vs. Wofford	21/nr	W	56	53
03/21	vs. North Carolina	21/15	L	78	87

*Southeastern Conference games

Lineup (most starts)	Name	Pts.	Rebs.	Ast.
6-0 Fr. G	Anton Beard	5.7	1.9	1.5
6-5 Sr. G	Rashad Madden	9.6	3.7	4.5
6-6 Jr. G	Michael Qualls	15.9	5.3	1.7
6-6 R Sr. F	Alandise Harris	7.6	3.3	1.5
6-10 So. F	Bobby Portis	17.5	8.9	1.2

2015-16

16-16, 9-9 (T-8th)

Coach: Mike Anderson

Date	Opponent	UA/Opp Rank	W/L	ARK	OPP
11/13	Southern		W	86	68

NIT Tip-Off

11/18	Akron		L	80	88	
11/20	Charleston Southern		W	93	75	
11/26	vs. Georgia Tech @ Brooklyn		L	73	83	
11/27	vs. Stanford @ Brooklyn		L	66	69	
12/01	Northwestern State		W	117	78	
12/04	at Wake Forest		L	85	88	
12/08	Evansville		W	89	76	
12/12	Tennessee Tech		W	83	57	
12/19	vs. Mercer @ NLR		L	66	69	
12/22	North Florida		W	97	72	
12/30	at Dayton		OT	L	81	85
01/02	at Texas A&M *	nr/20	L	69	92	
01/05	Vanderbilt *		OT	W	90	85
01/09	Mississippi State *		W	82	68	
01/12	at Missouri *		W	94	61	
01/16	at LSU *		L	74	76	

01/21	Kentucky *	nr/23	L	66	80
01/23	at Georgia *	OT	L	73	76
01/27	Texas A&M *	nr/5	W	74	71

SEC/Big 12 Challenge

01/30	Texas Tech	OT	W	75	68
02/03	at Florida *		L	83	87
02/06	Tennessee *		W	85	67
02/09	at Mississippi State *		L	46	78
02/13	at Ole Miss *		L	60	76
02/17	Auburn *		L	86	90
02/20	Missouri *		W	84	72
02/23	LSU *		W	85	65
02/27	at Tennessee *		W	75	65
03/02	at Alabama *		W	62	61
03/05	South Carolina *		L	61	76

SEC Tournament - Nashville, Tenn.

03/10	vs. Florida		L	61	68
-------	-------------	--	---	----	----

*Southeastern Conference games

Lineup (most starts)	Name	Pts.	Rebs.	Ast.
6-3 Sr. G	Anthlon Bell	15.7	2.9	1.2
6-1 Sr. G	Jabril Durham	6.2	3.5	6.4
6-3 Jr. G	Dusty Hannahs	16.5	2.4	0.9
6-7 R Sr. F	Keaton Miles	2.9	2.8	0.9
6-10 Jr. F	Moses Kingsley	15.9	9.3	1.2

2016-17

26-10, 12-6 (T-3rd)

• **NCAA SECOND ROUND** •

Coach: Mike Anderson

Date	Opponent	UA/Opp Rank	W/L	ARK	OPP
11/11	Fort Wayne		W	92	83
11/14	Southern Illinois		W	90	65
11/18	Texas-Arlington		W	71	67
11/22	at Minnesota		L	71	85
11/28	Mount St. Mary's		W	89	76
12/01	Stephen F. Austin		W	78	62
12/03	Austin Peay		W	99	62
12/06	Houston		W	84	72
12/10	North Florida		W	91	76
12/17	vs. Texas @ Houston		W	77	74
12/20	North Dakota State		W	71	55
12/22	vs. Sam Houston State @ NLR		W	90	56
12/29	Florida *	nr/25	L	72	81
01/03	at Tennessee *		W	82	78
01/07	at Kentucky *	nr/6	L	71	97
01/10	Mississippi State *		L	78	84
01/14	Missouri *		W	92	73
01/17	at Texas A&M *		W	62	60
01/21	LSU *		W	99	86
01/24	at Vanderbilt *		W	71	70

SEC/Big 12 Challenge

01/28	at Oklahoma State		L	71	99
02/01	Alabama *		W	87	68
02/04	at Missouri *		L	78	83
02/07	Vanderbilt *		L	59	72
02/11	at LSU *		W	78	70
02/15	at South Carolina *	nr/21	W	83	76
02/18	Ole Miss *		W	98	80
02/22	Texas A&M *		W	86	77
02/25	at Auburn *		W	79	68
03/01	at Florida *	nr/12	L	65	78
03/04	Georgia *		W	85	67

SEC Tournament - Nashville, Tenn.

03/10	vs. Ole Miss		W	73	72
03/11	vs. Vanderbilt		W	76	62
03/12	vs. Kentucky	nr/8	L	65	82

NCAA South Regional - Greenville, S.C.

03/17	vs. Seton Hall		W	77	71
03/19	vs. North Carolina	nr/6	L	65	72

*Southeastern Conference games

Lineup (most starts)	Name	Pts.	Rebs.	Ast.
6-3 Sr. G	Dusty Hannahs	14.4	1.7	1.2
6-3 Sr. G	Manuale Watkins	6.0	4.0	1.8
6-3 Jr. G	Jaylen Barford	12.8	3.8	2.0
6-8 Jr. F	Dustin Thomas	5.3	3.8	1.1
6-10 Sr. F	Moses Kingsley	12.0	7.7	1.4

YEAR-BY-YEAR RESULTS

2017-18

23-12, 10-8 (T-4th)

• **NCAA FIRST ROUND** •

Coach: Mike Anderson

Date	Opponent	UA/Opp Rank	W/L	ARK	OPP
11/10	Samford		W	95	65
11/12	Bucknell		W	101	73
11/17	Fresno State		W	83	75

PK80 Phil Knight Invitational - Portland, Ore.

11/23	vs. Oklahoma		W	92	83	
11/24	vs. North Carolina	nr/9	L	68	87	
11/26	vs. Connecticut		W	102	67	
12/05	at Houston		L	65	91	
12/08	Colorado State		W	92	66	
12/09	Minnesota	nr/14	W	95	79	
12/16	vs. Troy @ NLR		W	88	63	
12/19	Oral Roberts		W	104	69	
12/27	CSU Bakersfield		W	95	68	
12/30	Tennessee *	nr/19	OT	W	95	93
01/02	at Mississippi State *	22/nr	L	75	78	
01/06	at Auburn *	22/nr	L	77	88	
01/10	LSU *		L	54	75	
01/13	Missouri *		W	65	63	
01/17	at Florida *		L	73	88	
01/20	Ole Miss *		W	97	93	
01/23	at Georgia *	20T	W	80	77	

SEC/Big 12 Challenge

01/27	Oklahoma State		W	66	65
01/30	at Texas A&M *		L	66	80
02/03	at LSU *		L	86	94
02/06	South Carolina *		W	81	65
02/10	Vanderbilt *		W	72	54
02/13	at Ole Miss *		W	75	64
02/17	Texas A&M *	nr/21	W	94	75
02/20	Kentucky *		L	72	87
02/24	at Alabama *		W	76	73
02/27	Auburn *	nr/14	W	91	82
03/03	at Missouri *		L	67	77

SEC Tournament - St. Louis, Mo.

03/08	vs. South Carolina		W	69	64
03/09	vs. Florida	nr/23	W	80	72
03/10	vs. Tennessee	nr/13	L	66	84

NCAA East Regional - Detroit, Mich.

03/16	vs. Butler		L	62	79
-------	------------	--	---	----	----

*Southeastern Conference games

Lineup (most starts)	Name	Pts.	Rebs.	Ast.
6-3 Sr. G	Jaylen Barford	17.9	3.9	2.5
6-3 Sr. G	Daryl Macon	16.8	2.9	3.9
6-0 Sr. G	Anton Beard	9.5	2.6	3.0
6-11 Fr. F	Daniel Gafford	11.8	6.2	

ARKANSAS RAZORBACKS

RAZORBACK RECORDS

01/23	Missouri *	W	72	60
SEC/Big 12 Challenge				
01/26	at Texas Tech	nr/13	L	64 67
01/29	Georgia *	W	70	60
02/02	at LSU *	nr/19	W	90 89
02/05	Vanderbilt *	W	69	66
02/09	at South Carolina *	L	65	77
02/12	at Missouri *	L	78	79
02/16	Mississippi State *	L	67	77
02/20	at Auburn *	L	56	79
02/23	Texas A&M *	L	80	87
02/26	at Kentucky *	nr/4	L	66 70
03/02	Ole Miss *	W	74	73
03/06	at Vanderbilt *	W	84	48
03/09	Alabama *	W	82	70

SEC Tournament - Nashville, Tenn.

03/14	vs. Florida	L	50	66
-------	-------------	---	----	----

NIT First Round

03/19	at Providence	W	84	72
-------	---------------	---	----	----

NIT Second Round

03/23	at Indiana	L	60	63
-------	------------	---	----	----

*Southeastern Conference games

Lineup (most starts)	Name	Pts.	Rebs.	Ass.
6-5	Fr. G Isaiah Joe	13.9	2.8	1.7
6-2	RSo. G Jalen Harris	7.6	2.9	5.6
6-5	So. G Mason Jones	13.6	3.9	2.8
6-11	So. F Daniel Gafford	16.9	8.7	2.0 Blk
6-6	Jr. F Adrio Bailey	5.6	3.0	0.7

2019-20 20-12, 7-11 (T-10th) Coach: Eric Musselman

Date	Opponent	UA/Opp Rank	W/L	ARK OPP
11/05	Rice		W	91 43
11/12	North Texas		W	66 43
+ College Hoops Roadshow - Razorback Regional				
11/16	Montana +		W	64 46
11/19	Texas Southern +		W	82 51
11/22	South Dakota +		W	77 56
11/25	at Georgia Tech	OT W	62 61	
11/30	Northern Kentucky +		W	66 60
12/03	Austin Peay		W	69 61
12/07	at Western Kentucky	OT L	79 86	
12/14	Tulsa		W	98 79
12/21	vs. Valparaiso @ NLR		W	72 68
12/29	at Indiana		W	71 64
01/04	Texas A&M *		W	69 59
01/08	at LSU *		L	77 79
01/11	at Ole Miss *		W	76 72
01/15	Vanderbilt *		W	75 55
01/18	Kentucky *	nr/10	L	66 73
01/22	at Mississippi State *		L	70 77
SEC/Big 12 Challenge				
01/25	TCU		W	78 67

01/29	South Carolina *	L	77	70
02/01	at Alabama *	W	82	78
02/04	Auburn *	nr/11 OT	L	76 79
02/08	at Missouri *	OT	L	79 83
02/11	at Tennessee *	L	61	82
02/15	Mississippi State *	L	77	78
02/18	at Florida *	L	59	73
02/22	Missouri *	W	78	68
02/26	Tennessee *	W	86	69
02/29	at Georgia *	L	89	99
03/04	LSU *	W	99	90
03/07	at Texas A&M *	L	69	77

SEC Tournament - Nashville, Tenn.

03/11	vs. Vanderbilt	W	86	73
-------	----------------	---	----	----

03/12 South Carolina - Canceled due to COVID 19 -

NOTE: On Feb. 12, the SEC/NCAA canceled all postseason games
*Southeastern Conference games

Lineup (most starts)	Name	Pts.	Rebs.	Ass.
6-3	Gr.Sr. G Jimmy Whitt Jr.	14.0	5.1	2.2
6-1	So. G Desi Sills	10.6	3.0	1.2
6-5	So. G Isaiah Joe	16.9	4.1	1.7
6-5	Jr. G Mason Jones	22.0	5.5	3.4
6-6	Sr. F Adrio Bailey	6.3	4.4	1.4 Blk

2020-21 25-7, 13-4 (2nd)

• NCAA REGIONAL FINAL •
• ELITE 8 •
Final Ranking: #10 (AP)
#6 (USA Today)
Coach: Eric Musselman

Date	Opponent	UA/Opp Rank	W/L	ARK OPP
11/25	Mississippi Valley State		W	142 62
11/28	North Texas		W	69 54
12/02	Texas-Arlington		W	72 60
12/05	Lipscomb		W	86 50
12/09	Southern Univ.		W	79 44
12/12	Central Arkansas		W	100 75
12/20	Oral Roberts		W	87 76
12/22	Abilene Christian		W	85 72
12/30	at Auburn *		W	97 85
01/02	Missouri *	nr/12	L	68 81
01/06	at Tennessee *	nr/9	L	74 79
01/09	Georgia *		W	99 69
01/13	at LSU *		L	76 92
01/16	at Alabama *	nr/24*	L	59 90
01/20	Auburn *		W	75 73
01/23	at Vanderbilt *		W	82 71
01/27	Ole Miss *		W	74 59

SEC/Big 12 Challenge

01/30	at Oklahoma State	L	77	81
02/02	Mississippi State *	W	61	45
02/09	at Kentucky *	W	81	80



Moses Moody was the first "one-and-done" in Arkansas history. He was consensus Freshman (Coaches) and Newcomer (Media) of the Year, was consensus first team All-SEC, earned All-America honors and was a 2021 NBA lottery pick.

YEAR-BY-YEAR RESULTS

02/13	at Missouri *	nr/10 OT	W	86 81
02/16	Florida *	24/hr	W	75 64
02/24	Alabama *	20/6	W	81 66
02/27	LSU *	20/nr	W	83 75
03/02	at South Carolina *	12/nr	W	101 73
03/06	Texas A&M *	12/nr	W	87 80

SEC Tournament - Nashville, Tenn.

03/12	vs. Missouri	8/nr	W	70 64
-------	--------------	------	---	-------

03/13	vs. LSU	8/nr	L	71 78
-------	---------	------	---	-------

NCAA Tournament - All Rds Played in Indianapolis

03/19	vs. Colgate-1	10/hr	W	85 68
-------	---------------	-------	---	-------

03/21	vs. Texas Tech-2	10/21	W	68 66
-------	------------------	-------	---	-------

03/27	vs. Oral Roberts-1	10/hr	W	72 70
-------	--------------------	-------	---	-------

03/29	vs. Baylor-3	10/3	L	72 81
-------	--------------	------	---	-------

*Southeastern Conference games

^ USA Today/ESPN Coaches Poll

1 - played at Bankers Life Arena

2 - played at Hinkle Fieldhouse

3 - played at Lucas Oil Stadium - Unity Court

Lineup (most starts)	Name	Pts.	Rebs.	Ass.
6-6	Gr.Sr. G Jalen Tate	11.0	3.8	3.8
6-4	Fr. G Davonte Davis	8.5	4.5	2.1
6-6	Fr. G Moses Moody	16.8	5.8	1.6
6-7	Gr.Sr. F Justin Smith	13.6	7.3	1.8
7-3	So. F Connor Vanover	6.3	4.5	1.8 Blk

2021-22 28-9, 13-5 (4th)

• NCAA REGIONAL FINAL •
• ELITE 8 •
Final Ranking: #17 (AP)
#8 (USA Today)
Coach: Eric Musselman

Date	Opponent	UA/Opp Rank	W/L	ARK OPP
11/09	Mercer	16/hr	W	74 61
11/13	Gardner-Webb	16/hr	W	86 69
11/17	Northern Iowa	16/hr	W	93 80

Hall of Fame Classic - Kansas City, Mo.

11/22	vs. Kansas State	13/hr	W	72 64
-------	------------------	-------	---	-------

11/23	vs. Cincinnati	13/hr	W	73 67
-------	----------------	-------	---	-------

11/28	Penn	13/hr	W	76 60
-------	------	-------	---	-------

12/01	Central Arkansas	10/hr	W	97 60
-------	------------------	-------	---	-------

12/04	Little Rock	10/hr	W	93 78
-------	-------------	-------	---	-------

12/07	Charlotte	12/hr	W	86 66
-------	-----------	-------	---	-------

12/11	vs. Oklahoma @ Tulsa	12/hr	L	66 88
-------	----------------------	-------	---	-------

12/18	vs. Hofstra @ NLR	24/hr	L	81 89
-------	-------------------	-------	---	-------

12/21	Elon		W	81 55
-------	------	--	---	-------

12/29	at Mississippi State *	L	68 81
-------	------------------------	---	-------

01/04	Vanderbilt *	L	74 75
-------	--------------	---	-------

01/08	at Texas A&M *	L	81 86
-------	----------------	---	-------

01/12	Missouri *	W	87 43
-------	------------	---	-------

01/15	at LSU *	nr/12	W	65 58
-------	----------	-------	---	-------

01/18	South Carolina *		W	75 59
-------	------------------	--	---	-------

01/22	Texas A&M *	OT W	76 73
-------	-------------	------	-------

01/26	at Ole Miss *	W	64 55
-------	---------------	---	-------

SEC/Big 12 Challenge

01/29	West Virginia	W	77 68
-------	---------------	---	-------

02/02	at Georgia *	W	99 73
-------	--------------	---	-------

02/05	Mississippi State *	W	63 55
-------	---------------------	---	-------

02/08	Auburn *	nr/1 OT	W	80 76
-------	----------	---------	---	-------

02/12	at Alabama *	L	67 68
-------	--------------	---	-------

02/15	at Missouri *	23/hr	W	76 57
-------	---------------	-------	---	-------

02/19	Tennessee *	23/16	W	58 48
-------	-------------	-------	---	-------

02/22	at Florida *	18/hr	W	82 74
-------	--------------	-------	---	-------

02/26	Kentucky *	18/6	W	75 73
-------	------------	------	---	-------

03/02	LSU *	14/hr	W	77 76
-------	-------	-------	---	-------

03/05	at Tennessee *	14/13	W	74 78
-------	----------------	-------	---	-------

SEC Tournament - Tampa, Fla.

03/11	vs. LSU	15/hr	W	79 67
-------	---------	-------	---	-------

03/12	vs. Texas A&M	15/hr	L	64 82
-------	---------------	-------	---	-------

NCAA West Regional - Buffalo, N.Y.

03/17	vs. Vermont	17/nr	W	75 71
-------	-------------	-------	---	-------

03/19	vs. New Mexico State	17/nr	W	53 48
-------	----------------------	-------	---	-------

NCAA West Regional - San Francisco, Calif.

03/24	vs. Gonzaga	17/1	W	74 68
-------	-------------	------	---	-------

03/26	at Duke	17/9	L	69 78
-------	---------	------	---	-------

*Southeastern Conference games

Lineup (most starts)	Name	Pts.	Rebs.	Ass.
6-2	Sr. G JD Notae	18.3	4.6	3.7
6-6	Gr.Sr. G Stanley Umude	11.9	4.6	1.1
6-6	Sr. G Au'Diese Toney	10.5	5.2	0.8
6-7	Gr.Sr. F Trey Wade	3.6	2.6	0.6
6-10	So. F Jaylin Williams	10.9	9.8	2.6

2022-23

22-14, 8-10 (T-9th)

• NCAA Regional final •
• ELITE 8 •

Final Ranking: RV (AP)
#21 (USA Today)

Coach: Eric Musselman

Date	Opponent	UA/Opp Rank	W/L	ARK OPP
11/07	North Dakota State	10/hr	W	78 56
11/11	Fordham	10/nr	W	74 48
11/16	South Dakota State	9/nr	W	71 56

Maui Jim Maui Invitational - Lahaina (Maui), Hawaii

11/21	vs. Louisville	9/nr	W	80 54
-------	----------------	------	---	-------

11/22	vs. Creighton	9/10	L	87 90
-------	---------------	------	---	-------

11/23	vs. San Diego State	9/17 OT W	78 74
-------	---------------------	-----------	-------



IN THIS SECTION	
Media Information	200
Eric Musselman TV and Radio Shows	201
Learfield Razorback Sports Properties	201
SEC Tournament History	202-203
The University or Arkansas.....	204-207
Chancellor	208
University Leadership and FAR	209
Director of Athletics.....	210-211
Razorback Foundation	212



RAZORBACK COMMUNICATIONS

The Razorback Communications Office appreciates your interest in Arkansas basketball and strives to assist you in your coverage. A list of our staff members, our address, and our telephone and fax numbers follows:

Mailing Address

Razorback Communications
P.O. Box 7777
Fayetteville, AR 72702-7777

Overnight Address

University of Arkansas
Razorback Communications
350 North Razorback Road
Fayetteville, AR 72701

COMMUNICATIONS STAFF



Mike Cawood
Associate Communications Director
Men's Basketball Contact

Cell 479-236-2090
Email tmcawood@uark.edu
Office 479-575-3114



Kyle Parkinson
Associate AD



Kylie Magar
Assistant Director



Grace Tafolla
Assistant Director



Shawn Price
Assistant Director



Emily Polglaze
Assistant Director



Oliver Grigg
Assistant Director



Drew Schlosser
Lead Graphic Designer



Rachael Harris
Dir. of Digital Strategy



Robert Gregg
Intern



Tyler Wilson
Intern



Fuller Birch
Student Assistant
MBB Secondary



Walt Beazley
Photographer



Gunnar Rathbun
Photographer

GAME CREDENTIALS

All requests for media and/or photo credentials must be made online at www.SportsSystems.com/Arkansas. Requests should be made at least three days prior to the game.

Only fully accredited personnel directly involved in the coverage of the game will be admitted. Credentials are non-transferable and must be applied for by the outlets' editor or sports director. The Communications Office reserves the right to revoke any credential: (1) used by an individual other than the one to whom it was granted; (2) any individual who refused to comply with press row and/or photographic guidelines; (3) any individual who is not an accredited member of the media; and (4) any individual under the age of 16. Credentials will not be mailed and parking cannot be left at will call. Media Will Call opens 90 minutes before tip-off at the white door to the right of the south entrance (off Nolan Richardson Drive) to Bud Walton Arena. Be prepared to present a photo identification when picking up credentials.

MEDIA WILL CALL

Located on the south side of Bud Walton Arena off Nolan Richardson Drive, just right of the main ticket window. All credentials are left at media will call - no credentials are mailed.

GAMEDAY PARKING

Most parking credentials issued will be for Lot 56. If you need single-game parking, you must make arrangements with Associate Communications Director Mike Cawood prior to the game.

GAMEDAY MEDIA SERVICES

All media needs can be fulfilled on-line.

- Game notes for both teams will be posted on Arkansas' Men's Basketball page at:
arkansasrazorbacks.com/sport/m-baskbl/mens-basketball-game-notes
- Live in-game stats will be provided for the media at:
arkansas.statbroadcast.com
- Final statistics (box score, play-by-play, shot chart) will be emailed as well as be available on ArkansasRazorbacks.com.

MEDIA SEATING / WORK ROOM

- Media seating is in the upper corner of the lower bowl.
- Bud Walton Arena's media work room will be open and media are asked stay out of the visiting teams' locker room area.
- Arkansas will conduct in-person postgame interviews.
- Visiting teams' postgame interviews will be held in a separate location.
- Wireless Internet is available in the work room and in the arena. Please see Associate Communications Director Mike Cawood or a member of the communications staff for login information.

PHOTOGRAPHERS

- Photographers will be able to shoot from the designated baseline positions. However, space will be limited and applying for a credential does not guarantee a spot.
- Arkansas Communications reserves the right to limit the number of strobe units used and requests to hang strobe lights at BWA must be made in writing one week prior to any contest.

MEDIA FTP

- Since photographers spots will be limited, Arkansas will use the SEC Media Portal to provide for both video and still photos, Please contact the Athletics Communications Office for more details.



ERIC MUSSELMAN LIVE RADIO SHOW

Once again, there will be 12 one-hour Arkansas basketball radio shows, all starting at 7 pm, at Sassy's in Fayetteville. Shows 1 & 2 will be at Sassy's Red House • Shows 3-12 will be at Sassy's Barbecue & Grille.

Monday, Oct. 30	Tuesday, Nov. 7	Tuesday, Nov. 14	Monday, Nov. 27
Monday, Dec. 11	Monday, Dec. 18	Monday, Jan. 8	Monday, Jan. 22
Monday, Jan. 29	Monday, Feb. 5	Monday, Feb. 12	Sunday, Mar. 4

COURTSIDE WITH ERIC MUSSELMAN

There will be 10, 30-minute television shows featuring head coach Eric Musselman and co-host Chuck Barrett. Each show will air on Sunday. Please check local listings for times and channels in your area. The shows will also be available on HOGS+.

Sunday, Jan. 7	Sunday, Jan. 14	Sunday, Jan. 21	Sunday, Jan. 28
Sunday, Feb. 4	Sunday, Feb. 11	Sunday, Feb. 18	Sunday, Feb. 25
Sunday, Mar. 3	Sunday, Mar. 10		



RAZORBACK SPORTS PROPERTIES

The University of Arkansas Athletic Department and Razorback Sports Properties formed a partnership in the fall of 2008.

Arkansas Sports Properties solely represents the University of Arkansas. In complete collaboration with the university, this locally based LEARFIELD team is committed to extending the affinity of the Razorbacks to businesses and corporations of all sizes looking to align with the undeniably loyal and passionate collegiate fan base.

As Arkansas Athletics' exclusive multimedia rightsholder, Arkansas Sports Properties manages all aspects of the rights relationship, providing corporate partners both traditional and new media opportunities with the university. They can bolster their own brand and garner maximum exposure through such inventory as venue signage; event sponsorships and promotion; corporate hospitality; audio; television; digital engagement and visibility via the official athletics website ArkansasRazorbacks.com.

Chuck Barrett is in his 14th season as the play-by-play announcer for the Arkansas men's basketball team and in his 17th year calling Razorback football games. Overall, he has served 31 years calling Razorback sports, including 14 years as the executive producer. He additionally called play-by-play for baseball from 1992 to 2014 and added men's basketball play-by-play to his duties prior to the 2010-11 season. Barrett was recognized by the National Sportswriters and Sportscasters Hall of Fame as the 2007, 2008 and 2009 Arkansas Sportscaster of the Year and inducted into the Arkansas Sportscasters and Hall of Fame of 2023.

Matt Zimmerman is in his eighth season as an analyst for the 2023-24 campaign. A 20-plus year coaching veteran and mainstay with the Razorbacks, Zimmerman spent eight years on the Razorback basketball staff (2011-19) and was a student manager for the men's basketball team. He additionally spent four years in the ROTC. He graduated in 1990 and served five years in the military. After his stint in the Army, Zimmerman began coaching basketball at Dardanelle HS and Plainview-Rover HS. He then started his collegiate coaching career at UAB before moving to Missouri and back to Arkansas.



Justin DeLille
General Manager

2023-24 BASKETBALL RADIO NETWORK

Atkins	KASR-FM - 99.3
Batesville (Games Only)	KWOZ-FM - 103.3
Batesville (Coach Sow Only)	KBTA-AM - 1340
Camden	KAMD-FM - 97.1
Crossett	KAGH-FM - 104.9
Crossett	KAGH-AM - 800
DeQueen	KDQN-FM - 92.1
DeWitt	KDEW-FM - 97.3
El Dorado	KMRX-FM - 96.1
Fayetteville / Goshen	KAKS-FM - 99.5
Fayetteville	KQSM-FM - 92.1
Forrest City	KBFC-FM - 93.5
Forrest City	KWYN-FM - 100.1
Fort Smith	KERX-FM - 95.3
Glenwood	KHGZ-FM - 98.9
Glenwood	KHGZ-AM - 670
Hot Springs / Mena	KTTG-FM - 96.3
Johnson	KAKS-FM - 95.3
Jonesboro	KEGI-FM - 100.5
Joplin, Mo.	KHST-FM - 101.7
Little Rock	KABZ-FM - 103.7
Magnolia	KZHE-FM - 100.5
Marshall	KBCN-FM - 104.3
Monett, Mo.	KKBL-FM - 95.9
Monticello	KGPO-FM - 99.9
Mountain Home	KOMT-FM - 93.5
Ozark	KDYN-FM - 96.7
Ozark	KLYR-AM - 1540
Texarkana	KKTK-AM - 1400
Wynne	KWYN-FM - 92.5
Wynne	KWYN-FM - 99.5



ARKANSAS RAZORBACKS

MEDIA & THE UNIVERSITY

SEC TOURNAMENT

First Round Wednesday, March 13 **Second Round** Thursday, March 14 **Quarterfinals** Friday, March 15 **Semifinals** Saturday, March 16 **Championship** Sunday, March 17



2024 SEC Men's Basketball Tournament
Mar. 13-17, 2024
Bridgestone Arena
Nashville, Tenn.

ARKANSAS SEC TOURNAMENT HISTORY

1992 (Birmingham, Ala.)			
vs Georgia	2nd Rd	W	73 60
vs Alabama	Semi	L	89 90

1993 (Lexington, Ky.)			
vs Georgia	2nd Rd	W	65 60
vs Kentucky	Semi	L	82 92

1994 (Memphis, Tenn.)			
vs Georgia	2nd Rd	W	95 83
vs Kentucky	Semi	L	78 90

1995 (Atlanta, Ga.)			
vs Vanderbilt	2nd Rd	W	73 72
vs Alabama	Semi	W	69 58
vs Kentucky	Final (OT)	L	94 95

1996 (New Orleans, La.)			
vs South Carolina	2nd Rd	W	80 58
vs Kentucky	Semi	L	75 95

1997 (Memphis, Tenn.)			
vs Georgia	2nd Rd	L	63 65

1998 (Atlanta, Ga.)			
vs Tennessee	2nd Rd	W	102 96
vs Kentucky	Semi	L	74 99

1999 (Atlanta, Ga.)			
vs Florida	2nd Rd	W	75 74
vs Mississippi State	Semi (OT)	W	84 79
vs Kentucky	Final	L	63 76

2000 (Atlanta, Ga.)			
vs Georgia	1st Rd	W	71 64
vs Kentucky	2nd Rd	W	86 72
vs LSU	Semi	W	69 67
vs Auburn	Final	W	75 67

2001 (Nashville, Tenn.)			
vs LSU	2nd Rd	W	77 72
vs Kentucky	Semi	L	78 87

2002 (Atlanta, Ga.)			
vs Tennessee	1st Rd	L	61 68

2003 (New Orleans, La.)			
vs LSU	1st Rd	L	56 85

2004 (Atlanta, Ga.)			
vs South Carolina	1st Rd	L	81 91

2005 (Atlanta, Ga.)			
vs Tennessee	1st Rd	L	46 65

2006 (Nashville, Tenn.)			
vs Georgia	1st Rd	W	80 67
vs Florida	2nd Rd	L	71 74

2007 (Atlanta, Ga.)			
vs South Carolina	1st Rd	W	82 52
vs Vanderbilt	2nd Rd	W	72 71
vs Mississippi State	Semi	W	81 72
vs Florida	Final	L	56 77

2008 (Atlanta, Ga.)			
vs Vanderbilt	2nd Rd	W	81 75
vs Tennessee	Semi	W	92 91
vs Georgia	Final	L	57 66

2009 (Tampa, Fla.)			
vs Florida	1st Rd	L	58 73

2010 (Nashville, Tenn.)			
vs Georgia	1st Rd	L	64 77

2011 (Atlanta, Ga.)			
vs Tennessee	1st Rd	L	68 74

2012 (New Orleans, La.)			
vs LSU	1st Rd	L	54 70

2013 (Nashville, Tenn.)			
vs Vanderbilt	2nd Rd	L	72 75

2014 (Atlanta, Ga.)			
vs South Carolina	2nd Rd	L	69 71

2015 (Nashville, Tenn.)			
vs Tennessee	Quarter	W	80 72
vs Georgia	Semi	W	60 49
vs Kentucky	Final	L	63 78

2016 (Nashville, Tenn.)			
vs Florida	2nd Rd	L	61 68

2017 (Nashville, Tenn.)			
vs Ole Miss	Quarter	W	73 72
vs Vanderbilt	Semi	W	76 62
vs Kentucky	Final	L	65 82

2018 (St. Louis Mo.)			
vs South Carolina	2nd Rd	W	69 64
vs Florida	Quarter	W	80 72
vs Tennessee	Semi	L	66 84

2019 (Nashville, Tenn.)			
vs Florida	2nd Rd	W	50 66

2020 (Nashville, Tenn.)			
vs Vanderbilt	1st Rd	W	86 73
vs South Carolina	2nd Rd	Canceled	

2021 (Nashville, Tenn.)			
vs Missouri	Quarter	W	70 64
vs LSU	Semi	L	71 78

2022 (Tampa, Fla.)			
vs LSU	Quarter	W	79 67
vs Texas A&M	Semi	L	64 82

2023 (Nashville, Tenn.)			
vs Auburn	2nd Rd	W	76 73
vs Texas A&M	Quarter	L	61 67

ARKANSAS RECORD BY ROUND AT SEC TOURNAMENT

Round	Record
First Round	4-7
Second Round	13-6
Quarterfinals	5-1
Semifinals	7-9
Finals	1-6

ARKANSAS RECORD BY OPPONENT AT SEC TOURNAMENT

Opponent	Record	Last Meeting
Alabama	1-1	1995, W 69-58 (semi)
Auburn	2-0	2022, W 76-73 (2nd)
Florida	2-5	2019, L 66-50 (2nd)
Georgia	6-3	2015, W 60-49 (semi)
Kentucky	1-9	2017, L 82-65 (final)
LSU	3-3	2022, W 79-67 (semi)
Ole Miss	1-0	2017, W 73-72 (quarter)
Mississippi State	2-0	2007, W 81-72 (semi)
Missouri	1-0	2021, W 70-64 (quarter)
South Carolina	3-2	2018, W 69-64 (2nd)
Tennessee	3-4	2018, L 84-66 (semifinals)
Texas A&M	0-2	2023, L 67-61 (quarter)
Vanderbilt	5-1	2020, W 86-73 (1st)



SEC TOURNAMENT HISTORY

Year	CHAMPIONS	RUNNER-UP	SCORE	SITE
1933	Kentucky	Mississippi State	46-27	Atlanta Athletic Club (Atlanta, Ga.)
1934	Alabama	Florida	41-25	Atlanta Athletic Club (Atlanta, Ga.)
1936	Tennessee	Alabama	41-25	Alumni Memorial Gym (Knoxville, Tenn.)
1937	Kentucky	Tennessee	39-25	Alumni Memorial Gym (Knoxville, Tenn.)
1938	Georgia Tech	Mississippi	58-47	Huey Long Field House (Baton Rouge, La.)
1939	Kentucky	Tennessee	46-38	Alumni Memorial Gym (Knoxville, Tenn.)
1940	Kentucky	Georgia	51-43	Alumni Memorial Gym (Knoxville, Tenn.)
1941	Tennessee	Kentucky	36-33	Louisville Gardens (Louisville, Ky.)
1942	Kentucky	Alabama	36-34	Louisville Gardens (Louisville, Ky.)
1943	Tennessee	Kentucky	33-30	Louisville Gardens (Louisville, Ky.)
1944	Kentucky	Tulane	62-46	Louisville Gardens (Louisville, Ky.)
1945	Kentucky	Tennessee	39-35	Louisville Gardens (Louisville, Ky.)
1946	Kentucky	LSU	59-36	Louisville Gardens (Louisville, Ky.)
1947	Kentucky	Tulane	55-38	Louisville Gardens (Louisville, Ky.)
1948	Kentucky	Georgia Tech	54-43	Louisville Gardens (Louisville, Ky.)
1949	Kentucky	Tulane	68-52	Louisville Gardens (Louisville, Ky.)
1950	Kentucky	Tennessee	95-58	Louisville Gardens (Louisville, Ky.)
1951	Vanderbilt	Kentucky	61-57	Louisville Gardens (Louisville, Ky.)
1952	Kentucky	LSU	44-43	Louisville Gardens (Louisville, Ky.)
1979	Tennessee	Kentucky	75-69 OT	BJCC Coliseum (Birmingham, Ala.)
1980	LSU	Kentucky	80-78	BJCC Coliseum (Birmingham, Ala.)
1981	Mississippi	Georgia	66-62	BJCC Coliseum (Birmingham, Ala.)
1982	Alabama	Kentucky	48-46	Rupp Arena (Lexington, Ky.)
1983	Georgia	Alabama	86-71	BJCC Coliseum (Birmingham, Ala.)
1984	Kentucky	Auburn	51-49	Memorial Gymnasium (Nashville, Tenn.)
1985	Auburn	Alabama	53-49 OT	BJCC Coliseum (Birmingham, Ala.)
1986	Kentucky	Alabama	83-72	Rupp Arena (Lexington, Ky.)
1987	Alabama	LSU	69-62	Omni Coliseum (Atlanta, Ga.)
1988	Kentucky	Georgia	62-57	Pete Maravich Assembly Center (Baton Rouge, La.)
1989	Alabama	Florida	72-60	Thompson-Boling Arena (Knoxville, Tenn.)
1990	Alabama	Mississippi	70-51	Orlando Arena (Orlando, Fla.)
1991	Alabama	Tennessee	88-69	Memorial Gymnasium (Nashville, Tenn.)
1992	Kentucky	Alabama	80-54	BJCC Coliseum (Birmingham, Ala.)
1993	Kentucky	LSU	82-65	Rupp Arena (Lexington, Ky.)
1994	Kentucky	Florida	73-60	The Pyramid (Memphis, Tenn.)
1995	Kentucky	Arkansas	95-93 OT	Georgia Dome (Atlanta, Ga.)
1996	Mississippi State	Kentucky	84-73	Louisiana Superdome (New Orleans, La.)
1997	Kentucky	Georgia	95-68	The Pyramid (Memphis, Tenn.)
1998	Kentucky	South Carolina	86-56	Georgia Dome (Atlanta, Ga.)
1999	Kentucky	Arkansas	76-63	Georgia Dome (Atlanta, Ga.)
2000	Arkansas	Auburn	75-67	Georgia Dome (Atlanta, Ga.)
2001	Kentucky	Mississippi	77-55	Gaylord Entertainment Center (Nashville, Tenn.)
2002	Mississippi State	Alabama	61-58	Georgia Dome (Atlanta, Ga.)
2003	Kentucky	Mississippi State	64-57	Louisiana Superdome (New Orleans, La.)
2004	Kentucky	Florida	89-73	Georgia Dome (Atlanta, Ga.)
2005	Florida	Kentucky	70-53	Georgia Dome (Atlanta, Ga.)
2006	Florida	South Carolina	49-47	Gaylord Entertainment Center (Nashville, Tenn.)
2007	Florida	Arkansas	77-56	Georgia Dome (Atlanta, Ga.)
2008	Georgia	Arkansas	66-57	Georgia Dome and Alexander Coliseum (Atlanta, Ga.)
2009	Mississippi State	Tennessee	64-61	St. Pete Times Forum (Tampa, Fla.)
2010	Kentucky	Mississippi State	75-74OT	Bridgestone Arena (Nashville, Tenn.)
2011	Kentucky	Florida	70-54	Georgia Dome (Atlanta, Ga.)
2012	Vanderbilt	Kentucky	71-64	New Orleans Arena (New Orleans, La.)
2013	Mississippi	Florida	66-63	Bridgestone Arena (Nashville, Tenn.)
2014	Florida	Kentucky	61-60	Georgia Dome (Atlanta, Ga.)
2015	Kentucky	Arkansas	78-63	Bridgestone Arena (Nashville, Tenn.)
2016	Kentucky	Texas A&M	82-77OT	Bridgestone Arena (Nashville, Tenn.)
2017	Kentucky	Arkansas	82-65	Bridgestone Arena (Nashville, Tenn.)
2018	Kentucky	Tennessee	77-72	Scottrade Center (St. Louis, Mo.)
2019	Auburn	Tennessee	84-64	Bridgestone Arena (Nashville, Tenn.)
2020	• CANCELED AFTER 1st RD DUE TO COVID-19 •			
2021	Alabama	LSU	80-79	Bridgestone Arena (Nashville, Tenn.)
2022	Tennessee	Texas A&M	65-50	Amalie Arena (Tampa, Fla.)
2023	Alabama	Texas A&M	82-63	Bridgestone Arena (Nashville, Tenn.)

Razorbacks Named

SEC All-Tournament

Name	Year	Year
Todd Day, G	1992	
Brandon Dean, G	2000 *	
Derek Hood, F	1999	
Joe Johnson, G/F	2000	2001
Daryl Macon, G	2017	
Michael Qualls, G	2015	
Kareem Reid, G	1999	
Charles Thomas, F	2008	
Scotty Thurman, F	1995	
Darian Townes, F	2008	
Sonny Weems, F	2007	
Corliss Williamson, F	1994	1995

• - named MVP

Razorback Coaches at

SEC All-Tournament

Coach	No.	W-L	Pct.
Nolan Richardson	10	14-9	.609
Eric Musselman	4	4-3	.571
Stan Heath	5	4-5	.444
Mike Anderson	9	6-9	.400
John Pelphrey	4	2-4	.333

Razorback Bests at

SEC All-Tournament

MOST POINTS			
104	vs Tennessee		1998
39	Todd Day vs Alabama		1992
MOST FG MADE			
36	vs Alabama		1992
14	Todd Day vs Alabama		1992
MOST FG ATT			
78	vs Mississippi State		1999
26	Todd Day vs Alabama		1992
MOST 3's MADE			
12	vs Vanderbilt		2020
7	Pat Bradley vs South Carolina		1996
MOST 3's ATT			
33	vs Kentucky		1999
14	Pat Bradley vs Mississippi St.		1999
MOST FT MADE			
32	vs Tennessee		2015
10	JD Notae vs LSU		2022
	Mason Jones vs Vanderbilt		2020
	Mike Washington vs Georgia		2010
MOST FT ATT			
39	vs Tennessee		2015
15	Marshawn Powell vs Vanderbilt		2013
MOST OFF REB			
22	vs Vanderbilt		2008
11	Corliss Williamson vs Kentucky		1994
MOST DEF REB			
32	vs Florida		2016
12	Moses Kingsley vs Vanderbilt		2017
MOST TOTAL REB			
50	vs Kentucky		1994
18	Mike Washington vs Florida		2009
MOST ASSISTS			
23	vs Kentucky		1995
9	Kareem Reid vs Kentucky		1999
	Kareem Reid vs Tennessee		1998
MOST BLOCKED SHOTS			
11	vs Texas A&M		2023
6	Nick Davis vs Tennessee		1998
MOST STEALS			
13	5 times		
	LAST: vs Kentucky		2000
7	T.J. Cleveland vs LSU		2000



150 Forward



The University of Arkansas is a welcoming campus of students, faculty and staff who are determined to build a better world. For more than 150 years, tradition and innovation have merged here, creating life-changing opportunities for student success and a sense of belonging. As one of the nation's top public research universities, the U of A has been dedicated to Arkansas since 1871.

Arkansas.edu



\$6M

SCHOLARSHIP FUNDING FOR ARKANSAS STUDENTS

has grown by **\$6 MILLION** since 2019, and **98% OF NEW FRESHMEN FROM ARKANSAS** who applied for scholarships last year received an award.

98%

NATIONALLY COMPETITIVE AWARDS

Truman Scholars
TOP 10
Public Institutions

Goldwater Scholars
TOP 25
Public Institutions

Rhodes Scholars
TOP 50
Public Institutions

162
National Science Foundation
Graduate Research Fellows

Serving Arkansas and Beyond

\$2.2 billion
annual impact on the state's economy

SCHOLARSHIP AWARDS



MORE THAN \$98.6 MILLION


In FY22, **more than \$98.6 million** in need-based and non-need-based scholarships and grants were awarded to undergraduate students.

Twenty years ago, the university's **total enrollment** was around **15,000 students**.

Today, we have more than **15,000 students from Arkansas alone**.

Since 2009, the number of Arkansans in the freshman class has increased

53%.



Success Happens Here

Student success is a high priority at the University of Arkansas. Students take advantage of resources, programs and support – from the first day of classes through graduation – at the Cordia Harrington Center for Excellence (CORD), which opened in 2022. The CORD houses academic initiatives programs, such as tutoring, the writing studio, supplemental instruction and peer academic coaching and is located in the heart of campus.



I³R Research Institute

A massive building now under construction at the corner of Dickson Street and Duncan Avenue will allow researchers from widely diverse fields to work together to stimulate innovation and discovery.

INITIAL GRAND CHALLENGE: Integrative Health

A nearly **\$2 MILLION** transfer from **NIH** to the **ADAPTIVE NEURAL SYSTEMS GROUP** at I³R is powering work to design and develop technology to offset the effects of limb amputation, orthopedic injury and disease, and neurological conditions and neurodegenerative diseases.



Student-to-Faculty Ratio **20:1**



Enrollment: **More than 30,000**

Where Paths Start

Our greatest achievements are etched in stone at the University of Arkansas, with more than 3.5 miles of sidewalk bearing the names of all of our graduates. Stretching across campus, Senior Walk is a unique tradition that includes the names of more than 210,000 graduates, and counting.



Notable Razorbacks

Jerry Jones, owner of the Dallas Cowboys
Veronica Campbell-Brown, Olympic gold medalist

Bobby Portis, NBA Champion
Doug McMillon, President and CEO of Walmart Stores, Inc.

Retention and Graduation Rates

85.6%

1st Year

Retention Rate

69.2%

6-Year

Graduation Rate

AS OF OCTOBER 2022



My Path to Senior Walk

➤ With more than 30,000 students on the U of A campus, everyone has a story to tell, and everyone has a different path to earning their name into Senior Walk.



Amelia Southern Uribe
Fayetteville, Arkansas

Amelia came to the U of A as an unsure freshman but has since bloomed into an inspired leader. "I struggled to find my place for a long time. Being able to be yourself unapologetically is what made me a better person and made me find my place."



Gary Jackson
Pocahontas, Arkansas

Gary visited the U of A as a junior in high school, and as he puts it, "instantly knew that this was the school for me." He says, "Besides being a Darren McFadden fan growing up, I have always loved the state of Arkansas and take pride in calling it my home."



Kennedy Hicks
Little Rock, Arkansas

Kennedy chose to go to the U of A because it felt the most like home. "I love that the U of A encourages me to find my own pathway toward my goals. From the students to the faculty, I have made so many meaningful connections that could last me a lifetime of happiness. I'm still experiencing so much and enjoying every step of the way."

If you or someone you know has a story to share about everyday student successes at the U of A, please nominate them for a #MyPathToSeniorWalk spotlight to be shared on social media.



CHARLES F. ROBINSON
CHANCELLOR



Charles F. Robinson is the seventh chancellor of the University of Arkansas. He leads the university's land-grant mission to provide opportunity and transform lives through education, research and service.

Robinson was appointed chancellor on Nov. 16, 2022, after serving as interim chancellor since Aug. 16, 2021. In that time as interim, he championed a new emphasis on the university's land-grant mission and set the priorities of supporting student success, augmenting the institution's research enterprise, and becoming an employer of choice.

Specifically during that period, he added more than \$1 million in scholarships for Arkansas students and avoided increasing in-state tuition and fees by more than .8%, while providing salary increases for employees. He led the effort to establish the historic memo of understanding with the University of Arkansas Division of Agriculture to define and deepen collaboration with the Division. On the research front, development began on the to-be-constructed Multi-User Silicone Carbide Research and Fabrication Facility, the nation's first open national semiconductor fabrication facility, which will allow for low-volume prototyping of integrated circuits and devices - and training of this highly specialized technical workforce. Other notable accomplishments during this time include a successful remote and flexible work pilot, the launch of a classification and compensation project as well as a comprehensive study of infrastructure and support for the research enterprise. Additionally, he appointed a Strategic Enrollment Management Steering Committee to design future growth, size and distribution of the student body to prepare for higher education's "enrollment cliff," a period when the number of college-available students is predicted to drop precipitously in Arkansas and nationally.

Robinson has served the University of Arkansas for more than 23 years, beginning as an assistant professor of history in 1999. Teaching and mentoring students has always been a priority, even as he was promoted to positions of increasing leadership and responsibility, including serving as provost and executive vice chancellor for Academic and Student Affairs. In this role, he enhanced communication and coordination of the university's academic and student affairs endeavors in order to support a more holistic approach to student success on campus.

He has also served the university as vice provost for diversity and vice chancellor for Student Affairs, and as director of the African and African American Studies Program.

Under his leadership, the university constructed Adohi Hall, a \$79 million campus project that is the only residence hall in the United States to use cross-laminated timber, a construction process that reduces environmental impact. Robinson also oversaw a \$22 million expansion of Pat Walker Health Center and led strategic

planning for the university's Student Success Center, a 71,000 square foot facility focused on increasing access to services on campus for all students. Each innovation has helped to better position the university to serve students during a time of record enrollment.

Throughout his tenure at the University of Arkansas, Robinson has consistently led institutional progress in diversity recruitment, student success, and retention and graduation efforts, while articulating new academic initiatives and development goals to better serve campus and meet the needs of students.

As vice chancellor for Student Affairs, Robinson pioneered a major restructuring of the Division of Student Affairs, better positioning the unit to focus on student success. Robinson led the main capital campaign initiative for Advance Arkansas - a \$10 million scholarship effort for first-generation, low-income Arkansans. Additionally, he fostered the creation of the first summer bridge program at the university and established a new line of residential student scholarships aimed at supporting Arkansas students living in campus housing.

As vice provost for diversity, Robinson established several programs focused on making the U of A more accessible for Arkansas students. These include the College Access Initiative, a college readiness outreach program serving underrepresented students and under-resourced schools statewide, as well as the ACT Academy, designed to help students prepare for college entrance exams and academic success. Robinson also led the creation of Razorback Bridge Outreach, a student recruitment, scholarship and retention program reaching underrepresented students.

Robinson's research and teaching focus on southern history and race relations, African American studies, sexuality in history and Civil Rights, among other topics. He has earned many awards for his teaching, including the Fulbright College Master Teacher Award, Arkansas Student Alumni Board Teacher of the Year, and an induction into the university's Teaching Academy.

Robinson holds a bachelor's degree in history from the University of Houston, a master's degree in history from Rice University and a doctorate in history from the University of Houston.

He has authored numerous books, including Remembrances in Black: Personal Perspectives of the African American Experience at the University of Arkansas, Dangerous Liaisons: Sex and Love in the Segregated South and Forsaking All Others: A True Story of Interracial Sex and Revenge in the 1880s South.

Known as an engaged and approachable leader on campus, Robinson is also heavily involved with multiple regional, state and national organizations including recent or current roles on the Arkansas Research Alliance Board of Directors, AETN Foundation Board, Northwest Arkansas Council Advisory Committee (presiding co-chair), ARVEST Bank Board of Directors, Center for First-generation Student Success Advisory Board and the Association of Public and Land-grant Universities Council of Presidents.



The University of Arkansas System Board of Trustees serves as the institution's governing body. The board is comprised of 10 trustees representing each of the state's four congressional districts. The president is the chief executive officer of the University of Arkansas System and reports to the Board of Trustees. Each campus has a chancellor as its chief executive officer, reporting directly to the president.



MORRILL HARRIMAN
Chairman



SHEFFIELD NELSON
Vice Chairman



KELLY EICHLER
Secretary



TED DICKEY
Assistant Secretary



TOMMY BOYER



STEVE COX



ED FRYAR, PH.D.



JEREMY WILSON



COL. NATHANIEL TODD



KEVIN CRASS

PAUL ADAMS FACULTY ATHLETICS REPRESENTATIVE

Dr. Paul Adams, professor of biochemistry in the Department of Chemistry and Biochemistry and faculty member in the U of A's interdisciplinary cellular and molecular biology program, earned a B.S. in biochemistry from Louisiana State University and a Ph.D. in biophysical chemistry from Case Western Reserve University.



Adams' research and scholarly activities have garnered federal funding from the National Institutes of Health, the National Science Foundation, as well as from state agencies such as the Arkansas Biosciences Institute, the Arkansas Science and Technology Authority and the Winthrop P. Rockefeller Foundation at the University of Arkansas for Medical Sciences.

He has directed the research projects of over 70 honors, undergraduate, graduate and postdoctoral students in his laboratory at the university and has mentored many other students since arriving to the U of A.

Honors and awards Adams has recently received include: the William and Wilma Haines Distinguished Lecturer in Biochemistry,

Wabash College, Crawfordsville, IN (2017); the Distinguished Faculty Award from The Honors College (2017); Top 10 Most Outstanding Faculty Member, U of A Student Government and Student Alumni Associations (2018); Faculty Researcher National Role Model, National Minority Access Inc. (2019); Lifetime Achievement Award, Northwest Arkansas Martin Luther King Jr. Council (2020).

Adams' most recent accomplishment came in the form of an election to the Executive Board of Directors of the National Organization for the Professional Advancement of Black Chemists and Chemical Engineers in the summer of 2020.

Since 2017, Adams has served as principal investigator of an NSF grant that funded the U of A's Honors College Path Program, which recruits talented high school students from underrepresented populations to help them thrive and succeed at the university.

In December 2019, Adams was selected as a member of the first cohort of the UARK Leaders Program, a program offered through the Office of the Provost, the Office of Human Resources and Walton College of Business Executive Education. This new leadership development program was launched to support the professional growth of influential and up-and coming university leaders while enhancing collaboration and innovation on campus.



HUNTER YURACHEK
VICE CHANCELLOR/
DIRECTOR OF ATHLETICS

Guided by the program's mission of building Champions and Razorbacks for Life, vice chancellor and director of athletics Hunter Yurachek has helped lead the University of Arkansas'

Department of Intercollegiate Athletics to unprecedented success on and off the field.

Since being introduced as the vice chancellor and director of athletics on Dec. 4, 2017, Yurachek has worked tirelessly to foster athletics success in all 19 sports, restore the tradition of a storied program and enhance the student-athlete experience for 465 student-athletes. Thanks to the dedicated efforts of Razorback student-athletes, coaches, administrators, Razorback Foundation members and fans, results are being realized on and off the field.

Now in his sixth full year at the University of Arkansas, Yurachek has firmly positioned the Razorbacks as one of the nation's elite intercollegiate athletics programs. Arkansas is in midst of the most successful era of its program with three-consecutive top-15 Directors' Cup finishes, after earning only one top-15 finish in the first 24 years of the competition.

Arkansas has more than made its mark in the most competitive conference in the nation, winning 31 Southeastern Conference Championships in the past five years, including 23 conference titles in the past three years alone. Both marks lead all SEC programs and the Razorbacks' 31 titles is more than five other league programs combined in that same timeframe.

People throughout the nation are taking notice of the historic run in Fayetteville. Yurachek was selected as a 2021-22 Football Bowl Subdivision Cushman & Wakefield Athletics Director of the Year by his peers. He was also a finalist for the Sports Business Journal 2022 Athletics Director of the Year.

Yurachek's leadership is also making a difference within Arkansas, the SEC and throughout intercollegiate athletics. In 2020, Arkansas Governor Asa Hutchinson named Yurachek to the Governor's Economic Recovery Task Force, to help guide state reopening in the wake of COVID-19. Yurachek was honored as the Arkansas Press Association Headliner of the Year in 2021 and was named the inaugural Celebrate Arkansas Influencer of the Year in 2022.

He is a member of the NCAA Football Oversight Committee, a role he has held since 2021, after previously serving on the Football Competition Committee. Yurachek is the only conference athletics director currently serving on the SEC Executive Committee, which approves the annual operating budget and oversees all financial and fiscal affairs of the conference.

In 2022-23, the Razorbacks recorded a third-consecutive top-15 finish with a No. 13 finish. Arkansas finished first among programs with 19 or fewer sports. The Razorbacks captured two NCAA Championships (MITK, WITK), earned 13 top-25 finishes and six top-10 national finishes. Seventeen of 19 programs were ranked in the top 25, with eight breaking into the top 10. The Hogs won a bowl game for the second-straight year, advanced to the NCAA Men's Basketball Tournament's Sweet Sixteen for the third-consecutive year and won the program's first match in the NCAA Volleyball Tournament in 18 years. Arkansas won five SEC Championships (BA, MITK, WITK, MOTK, WOTK).

Academically, Razorback student-athletes combined for a 3.20 cumulative GPA and 166 student-athletes earned academic personal bests. A total of 72 Razorback student-athletes graduated and another 12 earned graduate certificates.

In the 2021-22 academic year, Arkansas recorded the most successful year in the program's history, finishing seventh in the Learfield Directors' Cup. The Razorbacks finished first

among programs with 19 or fewer sports, second among SEC schools and earned only its second top-10 Directors' Cup finish. Arkansas earned a total of nine top-10 NCAA finishes and 12 top-20 NCAA finishes. The Razorbacks won eight Southeastern Conference championships (men's and women's cross country, soccer, men's and women's indoor track and field, men's outdoor track and field, softball regular season, softball tournament) and won a New Year's Day bowl game in football for the first time since 2000. In addition, the Razorbacks advanced to the College World Series, the Elite Eight in men's basketball and women's soccer, and the NCAA Golf Championships in both men's and women's golf.

In the classroom, Razorback student-athletes earned a program-record 3.27 GPA and a total of 97 Razorback student-athletes earned their degrees and added their names to Senior Walk in the 2021-22 academic year.

In 2020-21, Razorback Athletics earned a then program-best eighth place finish in the 2020-21 Learfield Directors' Cup. Arkansas' previous best finish, prior to 2020-21, was 14th in the competition that tracks the nation's most successful intercollegiate athletics programs.

The Razorbacks won another NCAA title (Women's Indoor Track & Field), earned eight Top-10 NCAA finishes and a remarkable 10 Southeastern Conference regular season and tournament championships, including SEC triple crown sweeps in both men's and women's cross country & track and field, a second-straight soccer regular season crown, the program's first softball regular season title and a baseball regular season and tournament championship. Arkansas' championship total led the league and doubled the next closest SEC program.

Meanwhile, Razorback student-athletes combined for a 3.25 GPA and 104 student-athletes graduated from the University of Arkansas. A multi-million-dollar renovation of the Randal Tyson Track Center was completed, while brand new facilities, including the \$27 million J.B. and Johnelle Hunt Family Baseball Development Center and the \$15 million Frank O'Mara Track and Field High Performance Center were constructed.

Even in an abbreviated 2019-20 competition schedule, Razorback Athletics built an impressive resume, including winning its first NCAA championship in women's cross country and its first SEC title in soccer. In addition, the Razorbacks earned SEC championships in women's cross country and men's and women's indoor track and field. Razorback student-athletes followed suit in the classroom, earning a 3.24 cumulative GPA with 107 student-athletes adding their names to Senior Walk as University of Arkansas graduates.

Razorback Athletics was also at the forefront of several key initiatives in 2019-20. In October, Nolan Richardson Court was dedicated at Bud Walton Arena. The Eddie Sutton Men's Basketball Practice gymnasium was created at the Basketball Performance Center.

In 2018-19, Arkansas finished No. 23 in the Learfield IMG College Directors' Cup, including finishing first among programs with 19 or fewer teams. Arkansas captured two NCAA team championships (women's indoor and outdoor track & field), four SEC team championships (women's cross country, women's indoor and outdoor track & field, men's golf) and four SEC team runner-up finishes (soccer, men's cross country, men's indoor track & field and women's basketball).

In addition, the Razorback Baseball team won a share of the SEC Western Division title and advanced to its second straight College World Series. A total of 14 programs were nationally ranked during 2018-19, including five in the top 10. Arkansas had four NCAA individual and 22 SEC individual champions.

Razorback student-athletes continued to achieve at a high level in the classroom, posting a cumulative GPA of 3.24. The program graduated 98% of student-athletes who exhausted their athletic eligibility.

In 2018-19, Arkansas hosted its first NCAA Men's and Women's Golf Championships at Blessings Golf Club. In addition, Arkansas was home to the 2019 SEC Indoor and Outdoor Track & Field Championships as well as both an NCAA Baseball Regional and Super Regional at Baum-Walker Stadium.

Yurachek launched several initiatives to further engage Arkansas and Razorback fans around the world. In August 2018, as part of the One Razorback campaign, the inaugural One Hog Call event was held in Fayetteville, Little Rock and around the globe. Razorback fans from more than 16 countries and 40 states participated in a simultaneous Hog Call.

Yurachek's first full year in Fayetteville saw tremendous success. Arkansas tied a program record with a No. 16 finish in the 2017-18 Learfield Sports Directors Cup, and first in the nation among schools with 19 or fewer sports.

In 2017-18, Arkansas captured four SEC championships (men's and women's cross country, women's indoor track, women's golf), including the school's first SEC crown in women's golf. The Razorbacks earned three top-five national finishes including national championship runner-up finishes at the 2018 NCAA Women's Indoor Track and Field Championships and the 2018 College World Series. Four Arkansas student-athletes earned individual national championships.





In the 2018 spring semester, Razorback student-athletes earned a record-tying 3.25 GPA and 282 student-athletes secured a spot on the department honor roll. Nearly 125 Razorback student-athletes added their name to Senior Walk as graduates of the University of Arkansas.

Yurachek came to Arkansas from the University of Houston where he served as the vice president for athletics. Prior to Houston, Yurachek served as Director of Athletics at Coastal Carolina University, where Coastal won 29 Big South Conference championships. Yurachek was named Under Armour FCS Athletic Director of the Year in 2014. He has also worked at the University of Akron, the University of Virginia, Western Carolina University, Vanderbilt University and Wake Forest University.

In Yurachek's first two years at Houston, the Cougars' sport programs eclipsed 225 points in the Learfield Directors' Cup in back-to-back years for the first time in department history, securing top-three finishes in The American Athletic Conference both years. Houston's programs combined for a league-leading five American Conference team championships and 22 American Conference individual titles.

The success was not limited to the field of play, however, as UH student-athletes placed 96 and 109 student-athletes on the Dean's List in the fall and spring semesters, respectively. Houston student-athletes combined for the highest spring GPA (2.95), highest cumulative GPA following a spring semester (2.93) and the highest average hours passed in a spring semester (14.1) in department history.

The 2016-17 year also saw the continuation of an aggressive facilities plan as construction began on the \$60 million renovation of the Fertitta Center, the football indoor practice facility and a baseball player development center and clubhouse with more than \$85 million of projects all privately funded.

In his first year in the role, Houston recorded its highest finish in the Learfield Directors' Cup since 1999-2000 and its second-highest finish in school history with 296.5 points to finish 73rd nationally. The 2015-16 academic year saw the Houston Football program capture The American Athletic Conference Championship and a Chick-fil-A Peach Bowl win over Florida State, the Houston Men's Track & Field program win The American Indoor and Outdoor Championships and the Houston Women's Golf program claim an American Championship in only its second year with a full team. In addition, the Men's Basketball program returned to the NCAA postseason for the 29th time in program history and the Men's Golf program advanced to the NCAA Championships for the third straight year.

All of the athletic achievements occurred while UH stu-

dent-athletes recorded the second-best fall GPA, 2.91, and second-best spring GPA, 2.87, in athletic department history while placing a record 88 student-athletes on the University's Dean's Honor List in the spring.

Yurachek led the Houston Athletics fundraising charge with a record amount \$5.2 million in private donations to the Athletics general scholarship fund in the 2014-15 fiscal year. Focused on improving the student-athlete experience, Yurachek also led a department that unveiled the completed Guy V. Lewis Development Center for the Houston Men's and Women's Basketball programs, Carolyn and Ron Yokubaitis Field at Carl Lewis International Track & Field Complex, one of the nation's largest collegiate baseball video boards, a renovated Houston Football locker room and a short game facility for the Houston Men's and Women's Golf programs.

Named by Chancellor Dr. Renu Khator as Chair for a campus-wide steering committee established to oversee the grand opening events for the \$128 million TDECU Stadium, Yurachek assisted in the cultivation, solicitation and securing of a 10-year, \$15 million-naming rights agreement for TDECU Stadium with the per year value ranking in the top ten nationally for collegiate venue naming rights agreements.

Yurachek was instrumental in the national search and hiring of football and men and women's basketball head coaches (Tom Herman, Kelvin Sampson, Ronald Hughey) while overseeing the development and implementation of a \$500,000 remodeling project to the men and women's basketball locker rooms.

He served as liaison with an architectural design firm on the plans for the \$25-million Guy V. Lewis Development Center as well as overseeing the development and implementation of a \$500,000 facility enhancement to the Athletics/Alumni Center, including the addition of Cougar Cafe, a student-athlete nutrition center.

Yurachek came to Houston after serving four years as Director of Athletics at Coastal Carolina University where he oversaw a department featuring 18 men's and women's NCAA Division I sport programs. A testament of his vision, Yurachek was named the 2014 Under Armour FCS Athletic Director of the Year in May of 2014.

Under Yurachek's leadership, the Chanticleers won a total of 29 Big South Championships (both regular season and tournament championships), made 30 NCAA appearances and finished a program-best 79th in the 2012-13 Learfield Directors' Cup.

During Yurachek's time of leadership, Coastal hosted an NCAA Baseball Regional; NCAA Baseball Super Regional; NCAA Division I Football championship contests in 2010 and '13; and NCAA Men's Soccer Championship matches in 2011, '12 and '13,

as well as winning a competitive bid to host the VisitMyrtleBeach.com Men's and Women's Big South Basketball Championships in 2013, 2014 and 2015, sponsored by the Myrtle Beach Area Chamber of Commerce.

Coastal Carolina student-athletes posted a 3.028 grade point average (GPA) for the fall 2013 semester and saw its overall GPA rise from 3.053 to 3.108. Of the 434 student-athletes, 253 - or 58.3 percent - posted a GPA between 4.0 and 3.0, including 28 who earned President's List (4.0 GPA for the semester) and an additional 117 who earned Dean's List recognition.

In addition, during Yurachek's tenure Coastal Carolina student-athletes earned:

- 363 All-Big South honors
- 31 All-Big South Player of the Year honors along with 13 Big South Freshman of the Year honors
- 28 All-America honors
- 11 Big South Scholar-Athlete of the Year honors in their respective sports
- 5 Academic All-America honors
- 4 national postgraduate scholarships
- 3 Big South Conference Christenberry Awards for Academic Excellence

With all the success, the Coastal Carolina department operated within a balanced budget during Yurachek's tenure, thanks to his zero-budget initiative and the unprecedented revenues generated since his arrival with his restructuring of the external relations department. In his first year, the department revenue was at \$560,000, including \$316,000 in ticket sales and sponsorships at \$250,000. After the 2012-13 year, revenue came in at \$1.4 million, thanks to \$549,000 in ticket sales and \$600,000 in sponsorships.

Since 2010, the Department of Athletics added women's lacrosse; launched Champions for Life, a life skills enhancement program for student-athletes; signed a five-year \$1.1 million contract with an athletic apparel provider; established the Letterwinners Association; successfully completed NCAA Cycle 3 Recertification; and has been featured on the front page of the sports section of USA Today with the headline reading "Coastal Carolina Piles up Sports Success."

Also, during Yurachek's tenure, several major projects that supported intercollegiate athletics totaling more than \$250 million were included in the University's ongoing capital improvements across the campus.

Prior to his appointment at Coastal Carolina University, Yurachek was executive senior associate athletics director at the University of Akron. He led and managed the Zips' external relations unit, which included marketing and promotions, media relations, ticket operations, development (Z-Fund), video operations and merchandising. In addition, he was the sport administrator for men's basketball, men's golf and women's golf and worked closely with the football program.

Yurachek has also held various athletics administration leadership positions at the University of Virginia, Western Carolina University, Vanderbilt University and Wake Forest University.

He earned his bachelor's degree in business management at Guilford College in 1990, where he was a four-year letter winner in basketball. He earned his master's degree in sports administration from the University of Richmond in 1994.

Born in Richmond, Va., and raised in Charlotte, N.C., Yurachek, and his wife Jennifer have three sons: Ryan, Jake and Brooks. Ryan, a former Marshall University football student-athlete, is an analyst on the football staff at the University of South Carolina. Ryan and his wife Morgan reside in Columbia, S.C. Jake is a University of Arkansas graduate and former Razorback football student-athlete and now works within intercollegiate athletics at SMU. Brooks is a freshman at Wake Forest University, where he is a member of the Demon Deacons football team.



BECOME A PART OF THE TEAM

**START YOUR FAMILY TRADITION NOW
AND JOIN THE RAZORBACK FOUNDATION!**



THE RAZORBACK FOUNDATION AND ITS MEMBERS SUPPLY STUDENT-ATHLETES WITH A FIRST-CLASS EDUCATION AND CHAMPIONSHIP-CALIBER FACILITIES WHILE PROVIDING YEARLY FINANCIAL SUPPORT NEEDED TO OPERATE 19 RAZORBACK SPORTS PROGRAMS.

MEMBERSHIP INCLUDES:

**PRIORITY SEATING AND PARKING
AT RAZORBACK ATHLETIC EVENTS**

**15% DISCOUNT AT
HOG HEAVEN STORES**

**INVITATIONS TO EXCLUSIVE
EVENTS WITH COACHES**

**SUPPORTING MORE THAN
465+ STUDENT-ATHLETES**

SCAN TO JOIN!



MAKE A TAX-DEDUCTIBLE GIFT



CONTACT US!



@RAZORBACKFOUNDATION

479-443-9000 • GOHOGS@RAZORBACKFOUNDATION.COM • TEXT RAZORBACKS TO 479-349-4313



SCHEDULE 2023-24

NOV 6



ALCORN STATE

NOV 10



GARDNER-WEBB

NOV 13



OLD DOMINION

NOV 17



UNC GREENSBORO

NOV 22-24



BATTLE 4 ATLANTIS

NOV 29



DUKE

DEC 4



FURMAN

DEC 9



OKLAHOMA
TULSA, OK

DEC 16



LIBSCOMB
N. LITTLE ROCK

DEC 21



ABILENE CHRISTIAN

DEC 30



UNC WILMINGTON

JAN 6



AUBURN

JAN 10



GEORGIA

JAN 13



FLORIDA

JAN 16



TEXAS A&M

JAN 20



SOUTH CAROLINA

JAN 24



OLE MISS

JAN 27



KENTUCKY

JAN 31



MISSOURI

FEB 3



LSU

FEB 10



GEORGIA

FEB 14



TENNESSEE

FEB 17



MISSISSIPPI STATE

FEB 20



TEXAS A&M

FEB 24



MISSOURI

FEB 27



VANDERBILT

MAR 2



KENTUCKY

MAR 6



LSU

MAR 9



ALABAMA

MAR 13-17



SEC TOURNAMENT