



2021-22

R A Z O R B A C K
M E N ' S B A S K E T B A L L

ELITE EIGHT



2020

2021



R A Z O R B A C K M E N ' S B A S K E T B A L L

PRO HOGS

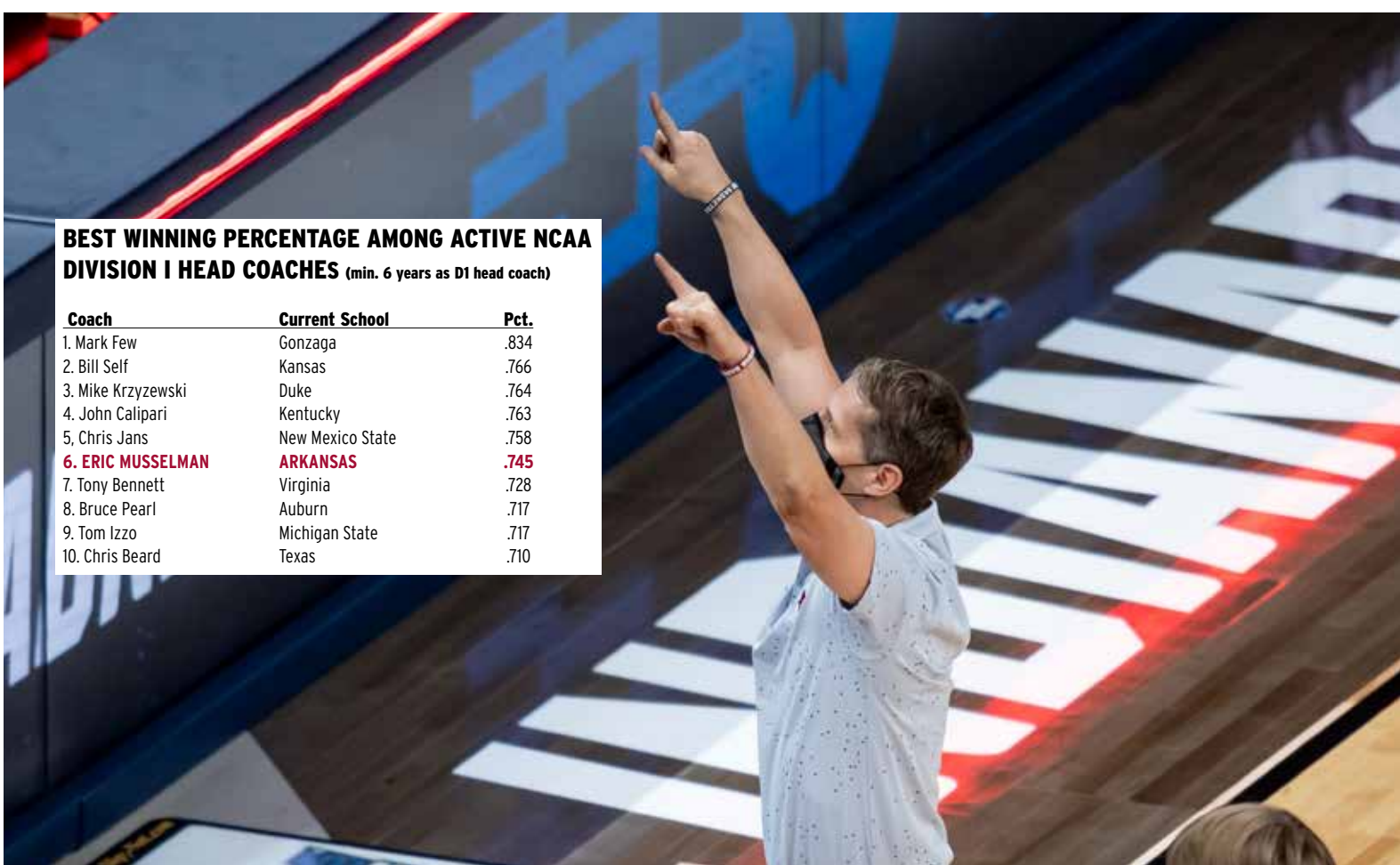


2021-22 SCHEDULE

MERCER	11.9
GARDNER-WEBB	11.13
NORTHERN IOWA	11.17
+KANSAS STATE	11.22
+CINCINNATI / ILLINOIS	11.23
PENN	11.28
CENTRAL ARKANSAS	12.1
LITTLE ROCK	12.4
CHARLOTTE	12.7
#OKLAHOMA	12.11
^HOFSTRA	12.18
ELON	12.21
MISSISSIPPI STATE	12.29
VANDERBILT	1.4
TEXAS A&M	1.8
MISSOURI	1.12
LSU	1.15
SOUTH CAROLINA	1.18
TEXAS A&M	1.22
OLE MISS	1.26
*WEST VIRGINIA	1.29
GEORGIA	2.2
MISSISSIPPI STATE	2.5
AUBURN	2.8
ALABAMA	2.12
MISSOURI	2.15
TENNESSEE	2.19
FLORIDA	2.22
KENTUCKY	2.26
LSU	3.2
TENNESSEE	3.5

BEST WINNING PERCENTAGE AMONG ACTIVE NCAA DIVISION I HEAD COACHES (min. 6 years as D1 head coach)

Coach	Current School	Pct.
1. Mark Few	Gonzaga	.834
2. Bill Self	Kansas	.766
3. Mike Krzyzewski	Duke	.764
4. John Calipari	Kentucky	.763
5. Chris Jans	New Mexico State	.758
6. ERIC MUSSELMAN	ARKANSAS	.745
7. Tony Bennett	Virginia	.728
8. Bruce Pearl	Auburn	.717
9. Tom Izzo	Michigan State	.717
10. Chris Beard	Texas	.710



NOTES AND STATS

- Has over 650 wins in 20 seasons as a head coach
- Has been a collegiate head coach, international head coach and a professional head coach, including two stints in the NBA
- In 20 seasons as a head coach (professional and collegiate), has finished first in his conference/division 13 times
- In 14 seasons as a professional head coach, was first or second in wins 10 times – most wins 7x and second-most wins 3x
- As a collegiate head coach, won three conference titles and has appeared in each of the last four NCAA Tournaments played, advancing to the Sweet 16 twice and the Elite 8 once.
- Only needed 130 games as collegiate head coach to record 100 wins – the ninth fastest to reach the milestone in the last 50 years
- First coach in professional basketball history to win 100 games by the age of 28
- Has won at least 20 games in each of his six years as a collegiate head coach. Is the first Razorback coach to win at least 20 games in each of his first two years.
- In the last three years, seven of his players have signed with NBA teams – Caleb Martin (2019), Cody Martin (2019), Jordan Caroline (2019), Jalen Harris (2020), Isaiah Joe (2020), Mason Jones (2020) and Moses Moody (2021).
- His players have led their league in scoring three times.
- Has produced four All-America honors, two Conference Players of the Year, three Conference 6th Man of the Year awards, two conference Freshman of the Year awards and 17 All-Conference honors.



JERRY AND GENE JONES FAMILY

STUDENT-ATHLETE SUCCESS CENTER

There is no debate about the most influential newcomer to Razorback Athletics in 2015-16. Opened for the start of the academic year, the Jerry and Gene Jones Family Student-Athlete Success Center, was officially dedicated on September 19 with members of the Jones Family, Vice Chancellor and Director of Athletics Jeff Long, Arkansas Governor Asa Hutchinson, Southeastern Conference Commissioner Greg Sankey and hundreds of Razorback student-athletes looking on.

The 55,000 square-foot facility dedicated to the development of more than 460 Razorback student-athletes was made possible by a \$10.65 million gift from the Jones family. The Jones Success Center addresses the academic, nutritional, personal and professional development of our student-athletes and creates an integrated academic support program focused on the graduation of all student-athletes at the University of Arkansas.

The Student-Athlete Success Center is the home of the Bogle Academic Center and provides student-athletes with multiple learning environments including academic advising and course preparation, leadership training through the Razorback Leadership Academy and career planning and service learning. It also houses the Sports Nutrition Center, serving the fueling needs of student-athletes competing in 19 sports.





BASKETBALL PERFORMANCE CENTER

EDDIE SUTTON MEN'S BASKETBALL PRACTICE GYM

The 66,000 square-foot Basketball Performance Center opened in the fall of 2015 and is the home of the Razorback Basketball program. In May 2019, the University of Arkansas System Board of Trustees adopted a resolution to name the men's facility the **EDDIE SUTTON MEN'S BASKETBALL PRACTICE GYM** after the Hall of Fame coach.

The facility includes two full-court gymnasiums, locker rooms, a weight room, an athletic training room, coaches' offices, team meeting rooms, a student-athlete lounge, study areas and an equipment room.

The largest components of the facility are two identical practice gyms, which are approximately 12,280 square feet each. Each gym has six wall mounted goals and two portable goals that are identical to the goals used in Bud Walton Arena.

A state-of-the-art video coaching system is available in each gym with a large format video display for the team's use in reviewing video footage recorded during practice through the remotely operated cameras mounted on the ceiling.

The Performance Center's training room is approximately 1,720 square feet and contains a large treadmill treatment pool, cold plunge pool, hot plunge pool and a dual extremity pool.

The weight room is 4,030 square feet with a dedicated plyometric training area, private massage rooms and strength coach offices.



I was blown away with our facilities when I made my first visit.

“
ERIC MUSSELMAN



BUD WALTON ARENA

NOLAN RICHARDSON COURT

- Arkansas has won 81.2 percent of its games played in Bud Walton Arena since it opened in 1939-94.
- The Razorbacks have ranked in the top 30 in national attendance in all 28 years playing in Bud Walton Arena, including 23 times among the nation's top 15 and leading the nation in 2020-21.
- On Oct. 20, 2019, the floor at Bud Walton Arena was named **NOLAN RICHARDSON COURT** in honor of the Razorback Hall of Fame coach.





One of the best arenas to play in

— “ —
ARCHIE MILLER
(INDIANA)



You don't come here expecting to win.

— “ —
JOHN CALIPARI
(KENTUCKY)



In this building, they are going to beat a lot of people in here.

— “ —
JIM BOEHEIM (SYRACUSE)





U.S. News

4 **FAYETTEVILLE, AR** 

30 **NASHVILLE, TN** 

33 **LEXINGTON, KY** 

41 **KNOXVILLE, TN** 

54 **COLUMBIA, SC** 





34

NCAA Selections

33

NCAA Appearances

22

Conference Championships

11


Sweet Sixteens

6

Final Fours

1

National Championship



NAISMITH MEMORIAL BASKETBALL HALL OF FAME

- Nolan Richardson (Class of 2014)
- Sidney Moncrief (Class of 2019)
- Eddie Sutton (Class of 2020)

NATIONAL COLLEGIATE BASKETBALL HALL OF FAME

- Nolan Richardson (Class of 2008)
- Edie Sutton (Class of 2011)
- Sidney Moncrief (Class of 2018)





RAZORBACKS IN THE NBA

40
16
14
13
7
5
1

- NBA Draft Selections
- All-Star Game Appearances
- NBA All-Defensive Team Honors
- NBA First Round Draft Picks
- All-NBA Team Honors
- NBA Champions
- Sixth-Man of the Year
- All-Rookie Team
- Most Improved Player



PATRICK BEVERLY | MINNESOTA TIMBERWOLVES
3-Time NBA All-Defensive Team / 2009 2nd Round Draft Pick



DANIEL GAFFORD | WASHINGTON WIZARDS
2019 2nd Round Draft Pick



ISAIAH JOE | PHILADELPHIA 76ERS
2020 2nd Round Draft Pick



MOSES MOODY | GOLDEN STATE WARRIORS
2021 1st Round Draft Pick / Arkansas' 1st One & Done



BOBBY PORTIS | MILWAUKEE BUCKS
2021 NBA Champion / 2015 1st Round Draft Pick



MASON JONES
2020-21: Houston Rockets / Philadelphia 76ers



MASON JONES | BOBBY PORTIS | ISAIAH JOE
#ProHogs during the 2020-21 season



RAZORBACK BASKETBALL

The Muss Bus.....	1
Jerry & Gene Jones Success Center	2-3
Basketball Performance Center	4-5
Bud Walton Arena	6-7
Fayetteville, Arkansas.....	8-9
Tradition	10
#ProHogs	11
Table of Contents/Quick Facts.....	12

COACHING STAFF

Eric Musselman	14-18
Clay Moser.....	19
Gus Argenal	20
Keith Smart.....	21
Anthony Ruta.....	22
Hays Myers / Michael Musselman	23
Riley Hall / Mike Ekanem.....	24
Ronnie Brewer / Jon Blake.....	25
Dave Richardson / Jacobs Hoops.....	26
Matt Townsend / Kristina Parish / Daniel Reeves.....	27
Graduate Assistants.....	28-29
Managers.....	29

THE PLAYERS

Roster	32
TV/Radio Speed Chart.....	33
Stanley Umude	34-35
JD Notae.....	36-37
Khalen "KK" Robinson	38-39
Trey Wade.....	40-41
Davonte "Devo" Davis.....	42-43
Au'Diese Toney.....	44-45
Jaylin Williams.....	46-47
Chris Lykes.....	48-49
Chance Moore.....	50-51
Jaxson Robinson.....	50-51
Kamani Johnson.....	52-53
Conner Vanover.....	54-55
Cade Arbogast.....	56-57
Lawson Blake.....	56-57
Career Game-By-Game Stats (Numerically).....	58-64

2020-21 YEAR-IN-REVIEW

Season Notes	66-72
All-SEC Honors	72
Results	73
Player Overall Season & SEC Statistics.....	74
Postseason Statistics	75
Team Game-By-Game Stats.....	76
Opponent Game-By-Game Stats.....	77
Game-By-Game Pts-Rebs-Assists / Lineups.....	78
Specialty Stats.....	79
Box Scores	80-87
SEC Standings, National Polls.....	88
Arkansas in the SEC/NCAA Stats	88

HISTORY

Bud Walton Arena/Nolan Richardson Court.....	90
Bud Walton Arena Record By Year / Attendance	91
Bud Walton Arena Top Crowds / Home Game Records	92
Bud Walton Arena Records.....	93
Barnhill Arena Record By Year	94
History & Memorable Games	95-103
All-Americans.....	106-107
All-SEC / SEC Player Honors / All-District.....	108-109
All-Tourney / SEC Legends / Halls of Fame.....	110
Coach of the Year Awards / Team USA	110
All-Southwest Conference Honors.....	111
All-Time Final Rankings	112-113
Razorbacks In The NBA	114-115
Letterwinners.....	116-117
Arkansas Sports Hall of Fame/ University Hall of Honor.....	118

RECORDS

1,000-Point Scorers	120-124
30-Point Games	125
Scoring Records	126-127
Field Goal Records.....	128-130
Free Throw Records.....	131-133
Rebounding Records.....	134-135
Three-Point Field Goal Records	136-138
Assist Records	139
Block Records	140
Steal Records	141
Records by Class.....	142
Team Records.....	143-147
Year-By-Year Team State	148-150
100-Point Games.....	151
Miscellaneous Records.....	152
Postseason Results	153
NCAA Tournament Records	154
All-Time Series Records	155-163
Year-By-Year Records.....	164
Coaching Records	165
Year-By-Year Results	166-182

UNIVERSITY OF ARKANSAS

Media Information	184
Razorback Sports Network	185
The Southeastern Conference	186
SEC Tournament.....	187
University of Arkansas.....	188-191
University Leadership	192-193
Director of Athletics Hunter Yurachek	194-195
Razorback Foundation.....	196

MEDIA GUIDE CREDITS

EDITOR

Mike Cawood
 mcawood@uark.edu • 479-236-2090

OTHER CONTRIBUTORS

Justin Gloor, Trent Daniel and all previous Arkansas Basketball SIDs.
 Fayetteville Chamber of Commerce, Southeastern Conference,
 UA University Relations, Razorback Foundation.

PRINTING

JUST-US Printers, Inc., Springdale, Ark.

PRIMARY PHOTOGRAPHERS

Walt Beazley, Gunnar Rathbun

CONTRIBUTING PHOTOGRAPHY

Brooklyn Nets, Charlotte Hornets, Chicago Bulls, Detroit Pistons, Golden State Warriors, Hawks Illustrated, Wesley Hitt, Houston Rockets, Jason Ivester, Milwaukee Bucks, Minnesota Timberwolves, BA/Getty Images, Philadelphia 76ers, Phoenix Suns, Portland Trail Blazers, San Antonio Spurs, Sports Illustrated, Utah Jazz.



UNIVERSITY INFORMATION

Location: Fayetteville, Ark.
 Enrollment: 25,847
 Founded: 1871
 Colors: Cardinal (PMS 201) and White
 Nickname: Razorbacks
 Conference: Southeastern (SEC)
 Arena (Capacity): Bud Walton Arena (19,200)

ADMINISTRATION

System President: Dr. Donald R. Bobbitt
 Interim Chancellor: Dr. Charles F. Robinson
 Vice Chancellor and Director of Athletics: Hunter Yurachek
 Faculty Representative: Gerald Jordan

HEAD COACH ERIC MUSSELMAN

Record at Arkansas: 45-19 (3rd Season)
 Record as College Head Coach: 155-53 (7th Season)
 Record at Professional Head Coach: 508-392 (14 years)
 SEC Record: 20-15 (3rd Season)
 Record In Bud Walton Arena: 30-5 (3rd Season)

BASKETBALL STAFF

Assistant Coach: Clay Moser (3rd Year)
 Assistant Coach: Keith Smart (1st Year)
 Assistant Coach: Gus Argenal (1st Year)
 Director of Operations: Anthony Ruta (3rd Year)
 Director of Scouting and Analytics: Hays Myers (3rd Year)
 Director of Player Development: Mike Ekanem (1st Year)
 Director of Internal Operations: Riley Hall (6th Year)
 Dir. of Recruiting/Asst. Dir. Ops: Michael Musselman (3rd Year)
 Recruiting Coordinator: Ronnie Brewer Jr. (1st Year)
 Asst. Director for MBB Administration: Jon Blake (1st Year)
 Head Strength Coach: Dave Richardson (4th Year)
 Head Athletic Trainer: Matt Townsend (2nd Year)
 Graduate Assistants: Caleb Cline, Raheem Martin,
 Jake Albertus, Markus Black, Sam Little, Ty McHone,
 Trey Smith, Camden Taylor

TEAM INFORMATION

2020-21 Record: 25-7
 2020-21 SEC Record: 13-4
 BWA Record: 16-1 • Road Record: 5-4 • Neutral Record: 4-2
 NCAA Record: 3-1

ALL-TIME RECORDS

Seasons: 99th
 Years: 1923-24 - Present
 Overall Record: 1,733-974 (.640)
 All-Time Conference Record: 848-563 (.601)
 All-Time SEC Record: 263-234 (.529)
 NCAA Tournament Record: 45-33 (.577)

BUD WALTON ARENA

Year Opened: 1994-95
 All-Time Record: 389-90 (.812)
 All-Time SEC Record in BWA: 166-67 (.712)
 Total Attendance: 7,457,238
 Average Attendance: 15,568

NCAA TOURNAMENT HISTORY

National Championships: 1 (1994)
 National Runner-Up: 1 (1995)
 NCAA Final Fours: 6
 NCAA Elite Eight: 10
 NCAA Sweet Sixteen: 11
 NCAA Tournament Berths: 34*
 NIT Record (App.): 6-5 (4)

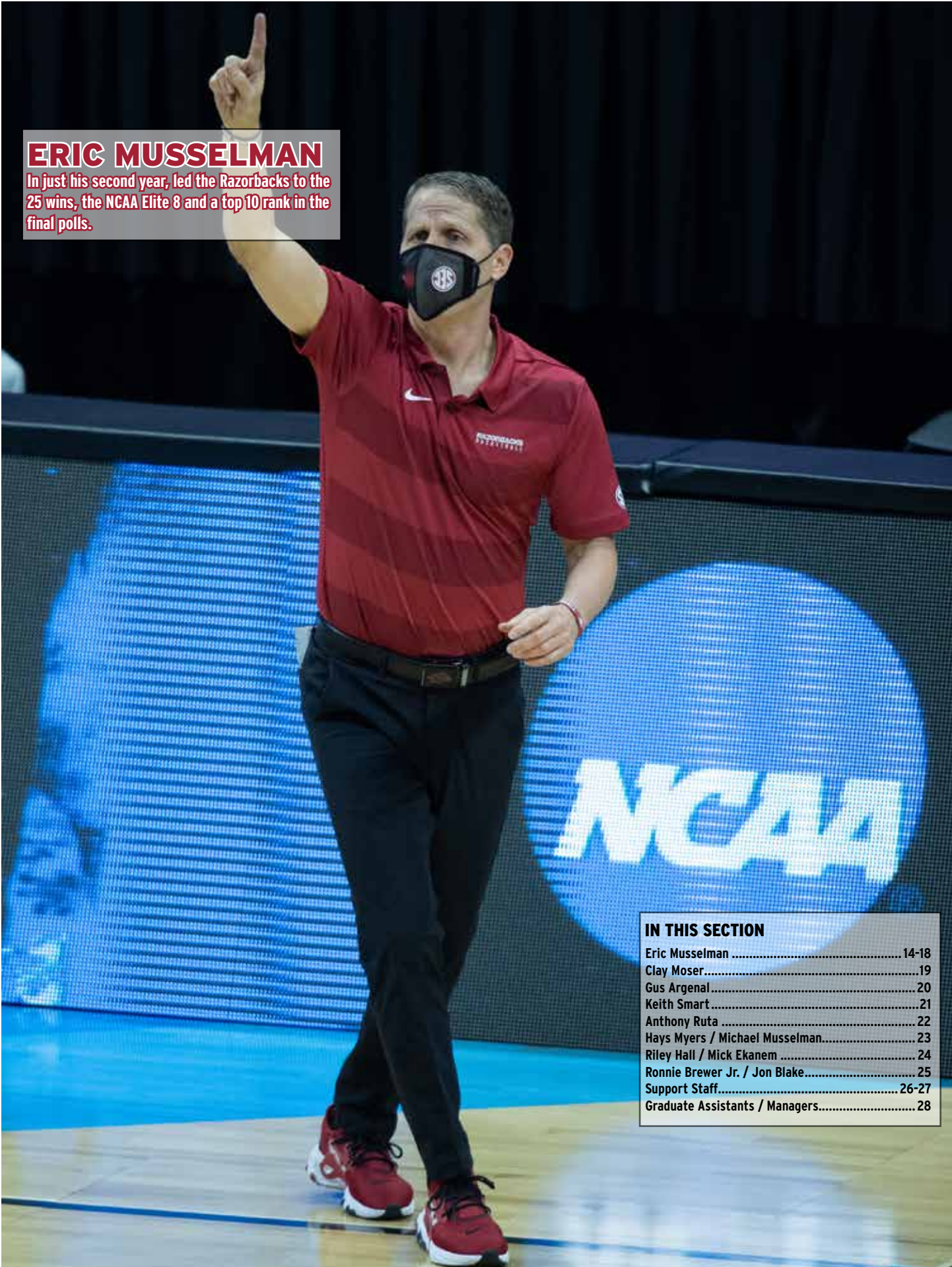
* - Received a bid in 1944 but was unable to participate due to a car accident. Total number of appearances is 33.





ERIC MUSSELMAN

In just his second year, led the Razorbacks to the 25 wins, the NCAA Elite 8 and a top 10 rank in the final polls.



IN THIS SECTION

Eric Musselman	14-18
Clay Moser.....	19
Gus Argenal	20
Keith Smart	21
Anthony Ruta	22
Hays Myers / Michael Musselman.....	23
Riley Hall / Mick Ekanem	24
Ronnie Brewer Jr. / Jon Blake.....	25
Support Staff.....	26-27
Graduate Assistants / Managers.....	28





ERIC MUSSELMAN

Arkansas Head Coach
San Diego, 1987

45-19 • 2 years at Arkansas
155-53 • 6 years as collegiate head coach
503-291 • 14 seasons as professional head coach

- 1996 USBL Coach of the Year
- 2003 NBA Coach of the Year Runner-Up
- 2012 NBA D-League Coach of the Year
- 2016 Bleacher Report's Mountain West Coach of the Year
- 2017 USBWA District VIII Coach of the Year
- 2018 USBWA District VIII Coach of the Year
- 2018 NABC District 17 Coach of the Year
- 2018 Mountain West Coach of the Year
- 2021 Jim Phelan Coach of the Year Finalist
- 2021 Werner Ladder Naismith Coach of the Year Semifinalist
- 2021 Basketball Times Midlands District Coach of the Year



- Has won at least 20 games in each of his six years as a collegiate head coach.
- Is the first Razorback coach to win at least 20 games in each of his first two years, win as many as 45 in years one and two and lead the Hogs to the Elite 8 in as few as two years at the helm.
- Has won three (Mountain West) conference titles and finished second (SEC) once.
- Led his team to each of the last four NCAA Tournaments played, advancing to the Sweet 16 twice and the Elite 8 once.
- Has put six players in the NBA since 2019.
- His players have led their league in scoring three times.
- Has produced four All-America honors, two Conference Players of the Year, two conference Freshman of the Year, three Conference 6th Man of the Year awards and 17 All-Conference honors.

Eric Musselman was named head men's basketball coach at the University of Arkansas on April 7, 2019, with his official welcome and press conference coming on the following day at Bud Walton Arena. Musselman has more than 30 years of coaching experience, including 14 years as a head coach in the NBA, NCAA and CBA.

In his six years as a collegiate head coach, Musselman's teams have won at least 20 games each year to post a career record of 155-53 with his winning percentage of .745 ranking sixth-best among active Division I coaches (with at least five years of head coaching experience).

Prior to entering the collegiate head coaching ranks, Musselman was a head coach for seven professional teams, including two seasons with the Golden State Warriors (2002-04) and one with the Sacramento Kings (2006-07). He has won over 500 games as a professional head coach with an overall winning percentage of .634 (508-293).

In his first year at Arkansas, the Razorbacks posted a 20-12 record to become just the second first-year Razorback coach to win 20 games. He was also 1 of 10 NCAA Division I coaches in their first year at a program to win at least 20 games in 2019-20. He was the only one from a power conference to do so. His year two resume was even better as he won 25 games, finished SEC runner-up, advanced the NCAA Elite 8 and finished among the nation's top 10 in the poll, including a #6 ranking by the coaches.

His exciting brand of basketball and infectious personality has invigorated the Razorback faithful. Arkansas had five sell-outs in 2019-20 and ranked eighth in the NCAA in total attendance (294,262) – 12th in season average (15,487). Season ticket sales were the most since 2015-16 and attendance for SEC games rose 6% despite having just four Saturday league games at home. In a pandemic year the following season (2020-21), Arkansas led the nation in



COLLEGIATE HEAD COACHING RECORD

Year	Overall	Conf	Finish	Conf Tourn	NCAA/CBI Postseason
2015-16	24-14	10-8	MW (T4th)	1-1	5-1 • CBI Champion
2016-17	28-7	14-4	MW (1st)	3-0 *	0-1 • #12 seed NCAA 1st Rd
2017-18	29-8	15-3	MW (1st)	1-1	2-1 • #7 seed NCAA Sweet 16
2018-19	29-5	15-3	MW (1st)	1-1	0-1 • #7 seed NCAA 1st Rd
2019-20	20-12	7-11	SEC (T10th)	1-0 #	Canceled
2020-21	25-7	13-4	SEC (2nd)	1-1	3-1 • #3 seed Elite 8
Totals	155-53	74-33		8-4	10-5 (5-4 NCAA / 5-1 CBI)

* - Tournament champion / # - 2020 SEC Tourney canceled after Rd 1

both total attendance and average attendance per game.

Thanks to a win at Georgia Tech and the program's first-ever road win versus a Big 10 team at Indiana, the Razorbacks were 43rd in the NCAA Net and positioning themselves for an NCAA berth prior to the season being abruptly ending on March 12 - prior to a second-round meeting with South Carolina in the SEC Tournament - due to COVID-19.

Individually, Mason Jones had a break-out season in Musselman's system. Jones was named SEC Co-Player of the Year by the media, was consensus first team All-SEC, was one of two players to be a unanimous first team pick by the SEC media, Nationally, Jones was voted AP honorable mention All-America (1 of 20 recognized) and he was one of five finalists for the Jerry West Award, presented to the nation's top shooting guard. Following the season, Isaiah Joe was selected in the second round of the NBA Draft while Jones signed as a free agent.

Year two saw Moses Moody being named SEC Freshman of the Year, first team All-SEC and honorable mention All-America. He became the first ever Razorback to be a "one-and-done" as he became a 2021 NBA Lottery pick with Golden State.

Musselman also had success on the recruiting trail. The Class of 2020 was the fifth-best group in the nation (ESPN) thanks to Moody (the highest-rated Razorback recruit since 2013) and three other consensus four-stars - Davonte Davis, Khalen Robinson and Jaylin Williams - that ranked among the nation's top 100. Musselman also landed three of the top graduate transfers in the nation in Jalen Tate (#5 by NBC Sports), Justin Smith (#11 by The Stadium) and Vance Jackson (#8 by CBS Sports).

At Nevada, Musselman led the Wolf Pack to Mountain West regular-season titles in each of his last three years. The Wolf Pack won the CBI (College Basketball Invitational) postseason tournament in his first year as head coach while adding a Mountain West tournament title in 2017 to secure the program's first NCAA Tournament appearance since 2007. The last two seasons, Nevada earned at-large berths to the NCAA Tournament as a seventh seed each time.

In addition to his teams' success, numerous individual honors have been bestowed upon his players. Caleb Martin was a two-time All-America selection (2018 and '19), a two-time district Player of the Year honoree and 2018 Mountain West Player of the Year. Overall, 13 All-Mountain West honors were earned by Wolf Pack players over the last four seasons.



MUSSELMAN FILE

- Born: November 19, 1964 – Ashland, Ohio
- Hometown: San Diego, Calif.
- Wife: Danyelle
- Children: Michael, Matthew, Mariah
- Education: San Diego, 1987
- Collegiate Head Coaching Honors:
 - ^ 2015-16 Bleacher Report MW Coach of the Year
 - ^ 2016-17 USBWA District VIII Coach of the Year
 - ^ 2017-18 MW Coach of the Year
 - ^ 2017-18 USBWA District VIII Coach of the Year
 - ^ 2017-18 NABC District 17 Coach of the Year
 - ^ 2021 Basketball Times Midlands District Coach of the Year

COACHING EXPERIENCE

PROFESSIONAL COACHING EXPERIENCE

- 1989-90, 91-95: **Head Coach**, Rapid City Thrillers (CBA)
- 1990-91: Assistant Coach, Minnesota Timberwolves (NBA)
- 1995-96: **Head Coach**, Florida Sharks (USBL)
- 1996-97: **Head Coach**, Florida/West Palm Beach Dogs (CBA)
- 1998-00: Assistant Coach, Orlando Magic (NBA)
- 2000-02: Assistant Coach, Atlanta Hawks (NBA)
- 2002-04: **Head Coach**, Golden State Warriors (NBA)
- 2004-06: Assistant Coach, Memphis Grizzlies (NBA)
- 2006-07: **Head Coach**, Sacramento Kings (NBA)
- 2010-11: **Head Coach**, Reno Bighorns (NBADL)
- 2011-12: **Head Coach**, Los Angeles D-Fenders (NBADL)

PROFESSIONAL HEAD COACHING RECORD: 503-291

- **NBA:** 108-138 (.439) 3 years
Golden State (2002-04) 75-89
Sacramento (2006-07) 33-49
- **CBA:** 270-122 (.689) 7 years
Rapid City (1989-90; '91-95) 191-89
Florida/West Palm (1995-97) 79-33
- **USBL:** 53-3 (.946) 2 years
Florida/Bradenton (1995 & 1996) 53-3
- **NBA-DL:** 72-28 (.720) 2 years
Reno (2010-11) 34-16
Los Angeles (2011-12) 38-12

COLLEGE COACHING EXPERIENCE:

- 2012-13: Assistant Coach, Arizona State
- 2013-14: Associate Head Coach, Arizona State
- 2014-15: Associate Head Coach, LSU
- 2015-19: Head Coach, University of Nevada
- **2019-pres: Head Coach, University of Arkansas**

INTERNATIONAL COACHING EXPERIENCE

- 2009: China
- 2010: USA
- 2010-11: Dominican Republic
- 2011-13: Venezuela

AS ARKANSAS HEAD COACH

This past season, Arkansas advanced to the NCAA Elite Eight for the first time since 1995 and won 25 games overall, which tied for the eighth-best total in the NCAA and was the program's 13th time to reach the mark in 98 years of basketball. The Razorbacks won 13 SEC games to finish second in the conference. The conference win total tied for the second-most in school history, despite playing just 17 games, and was the most since going 13-5 in 2014-15. After a 2-4 start in SEC play, Musselman got the bus back in the right direction by winning 12 straight games versus SEC opponents and 15 of the final 18 overall.

Arkansas finished sixth in the final USA TODAY coaches poll (voted upon after the NCAA Tournament) and #10 in the Associated Press poll (which did not factor in the NCAA Tournament). It was the first time since 1995 Arkansas ended the season among the nation's top 10.

Arkansas was third in the NCAA in free throws made (501) and 11th in the NCAA in scoring (81.4 ppg) while leading the SEC in scoring margin (+10.6).

For his efforts, Musselman was a Jim Phalen National Coach of the Year finalist, a Naismith Men's Coach of the Year semifinalist and the Basketball Times Midlands District Coach of the Year.

Individually in 2020-21, Moses Moody was the first Razorback freshman to earn All-American honors and the first Razorback rookie to be a consensus first team All-SEC selection. The SEC's Freshman of the Year has declared for the NBA draft to become the first "one-and-done" in Razorback history. Also, this past year, JD Notae was named National Sixth Man of the Year by Bleacher Report and the SEC's Sixth Man of the Year by the coaches.

In year one, the Razorbacks led the NCAA in 3-point field goal percentage defense (.272). The squad also led the SEC in free throws made (third in NCAA), turnover margin (ninth in the NCAA), turnovers forced (29th in the NCAA), total steals (34th in the NCAA), fewest turnovers per game (47th in NCAA).

Mason Jones was one of five finalists for the 2020 Jerry West Award, named AP honorable mention All-America, voted AP SEC co-Player of the Year and first team All-SEC, being one of two unanimous picks by the media. He was the only player in the league to rank among the top 10 in scoring (1st), rebounding (20th), assists (10th) and steals (6th). Jones became just the third person to be named SEC Player of the Week a record four times while becoming the first Razorback to lead the SEC in scoring (22.03; 8th in the NCAA).

Jones and Isaiah Joe were both named USBWA All-District as they were to top-scoring duo in the SEC. Joe ranked seventh in the league by scoring 16.9 ppg. Joe, despite missing six total games due to a knee injury, led the SEC in 3-pointers made (94) while ranking fourth in the nation in 3-pointers made per game (3.26). Joe also set a school record for best free throw percentage in SEC games (.954) while ranking 14th in the NCAA in overall free throw percentage (.890).

AS NEVADA HEAD COACH

At Nevada, Musselman led the Wolf Pack to Mountain West regular-season titles in each of the last three years. The Wolf Pack won the CBI (College Basketball Invitational) postseason tournament in his first year as head coach while adding a Mountain West tournament title in 2017 to secure the program's first NCAA Tournament appearance since 2007. The past two seasons, Nevada earned at-large berths to the NCAA Tournament as a seventh seed each time.

In addition to his teams' success, numerous individual honors have been bestowed upon his players. Caleb Martin was a two-time All-America selection (2018 and '19), a two-time district Player of the Year honoree and 2018 Mountain West Player of the Year. Overall, 13 All-Mountain West honors were earned by Wolf Pack players over Musselman's four seasons.

This past year, Nevada was ranked among the nation's top 20 all season - including 16 weeks inside the top 10 - and won 29 games for the second straight year, finishing 29-5, to tie the school record for most wins in season. He was one of 15 finalists for the Werner Ladder Naismith Men's College Coach of the Year Award. The team featured Martin, who was named first team All-Mountain West along with Jordan Caroline while Cody Martin was tabbed third team all-conference. All three were named to the MW All-Defensive team while Jazz Johnson was the league's Sixth Man of the Year.

The previous season (2017-18), Musselman led the Nevada basketball program to a place it had not been since 2004, winning 29 games (29-8) and reaching the NCAA Tournament Sweet 16 for just the second time in school history. The Wolf Pack upset No. 2 seed Cincinnati but fell just a point short of reaching the school's first Elite 8, falling 69-68 to Loyola Chicago.

Musselman earned four Coach of the Year honors in 2018 after the Pack's successful season, including MW coaches and media, USBWA District VIII and NABC District 17.

In addition to Musselman earning numerous honors several of his players hauled in top honors after the outstanding season. Caleb Martin garnered the first of his two All-America and District Player of the Year awards while adding MW Player of the Year, MW Newcomer of the Year and MW first team. Caroline was selected to the MW first team, USBWA District VIII team and NABC District 17 first team. Cody Martin earned MW Defensive Player of the Year honors, was





selected the MW second team and the MW Defensive team. Kendall Stephens earned third-team MW honors after setting the conference and school record with 126 made 3-pointers. Lindsey Drew joined Caleb Martin on the MW Defensive team.

In year two at Nevada, Musselman led the Pack to a 28-5 ledger, the program's first MW regular season and tournament titles as Musselman was named the USBWA District VIII Coach of the Year.

Several Wolf Pack players earned postseason honors. Marcus Marshall was named to the All-MW first team and MW Newcomer of the Year after breaking the then Nevada single-season record with 115 3's made. Cameron Oliver earned first team honors, Caroline earned second team honors and D.J. Fenner earned second team honors.

In his first season at Nevada, Musselman transformed the culture of the men's basketball team. Musselman led the Wolf Pack to a 24-14 record and the CBI Championship, defeating Morehead State 85-82 in overtime. BleacherReport.com named him their Mountain West Coach of the Year as the Pack's 15-win improvement from nine wins to 24 ranked the team as the sixth-most improved NCAA I squad in the country.

Three members of the Pack earned postseason honors. Marqueze Coleman was voted second team All-MW and NABC All-District. Tyron Criswell was selected as the MW Sixth Man of the Year by the conference media. Cameron Oliver set a school freshman mark and MW freshman record with his 99 blocks. Oliver was selected as the Freshman of the Year by the MW media, adding second team All-MW honors and being named to the league's All-Defensive team.

AS NCAA DIVISION I ASSISTANT COACH

Prior to Nevada, Musselman spent three seasons as an assistant coach at Arizona State and LSU. In 2013 the Sun Devils advanced to the second round of the NIT and earned a trip to the NCAA Tournament in 2014. The 2015 Tiger squad also advanced to the NCAA Tournament.

The 2013 ASU squad improved by 12 wins and advanced to postseason play for the first time in three years. He was promoted to associate head coach prior to the 2013-14 season. While at ASU, Musselman coached 2013 second-round NBA selection Carrick Felix, 2012-13 Pac-12 co-Freshman of the Year Jahii Carson and Jordan Bachynski who led the nation in blocks in 2013-14.

In his only season at LSU, he coached two first team All-SEC selections in Jarrell Martin and Jordan Mickey. Mickey was also selected to the SEC All-Defensive team.

AS A PROFESSIONAL COACH

Musselman has been a head coach in the CBA, the United States Basketball League (USBL) and the NBADL along with the two NBA head coaching stops. His teams have collected six division titles and have advanced to the postseason seven times. He coached 24 players that went on to play in the NBA. Five times he was named CBA all-star coach. In addition to mentoring players to NBA careers, three of his former assistant coaches are current NBA head coaches, including Jim Boylan (Chicago Bulls), Scotty Brooks (Washington Wizards) and David Fitzdale (New York Knicks).

Musselman's first head coaching job came at the age of 23 when he was hired by the Rapid City Thrillers of the Continental Basketball Association in 1989. He was the youngest coach in CBA



Eric Musselman helped Moses Moody be the 2021 SEC Freshman of the Year, an NBA Lottery pick and the school's first "one-and-done."



Eric Musselman developed Mason Jones into the 2020 Associated Press SEC Player of the Year.

history and the fastest to win 100 games.

He led the USBL Florida Sharks to a 53-3 record in two seasons and a league championship which earned him USBL Coach of the Year honors.

After working as an assistant under Doc Rivers and Hall of Fame coach Chuck Daly, he was named the head coach of the Golden State Warriors in 2002. He led the Warriors to 38 wins, a team-high in more than 10 years, and was runner-up in the NBA Coach of Year voting. He also coached the Warriors during the 2003-04 season.

Following a year as an assistant with the Memphis Grizzlies under Mike Fratello, he coached the Sacramento Kings for the 2006-07 season.

Musselman made his first stop in Reno for the 2010-11 season when he was head coach for the NBA D-League's Bighorns and led them to their first Western Conference title in franchise history.

Musselman worked as an analyst on radio and television prior to coaching the Reno Bighorns (2010-11) and LA D-Fenders (2011-12) of the NBADL. In 2012 he earned Coach of the Year honors.

While coaching the Reno Bighorns in NBADL he worked with Jeremy Lin, Danny Green and Steve Novak who were called up to the NBA. Gerald Green, Malcom Thomas, Darius Morris, Jamarion Moon and Courtney Fortson earned trips to the NBA when he coached them with the D-Fenders.

Musselman has experience coaching international basketball having served as the head coach of the Dominican Republic National Team (2010-11), The US and Team China in the Adidas Global Experience (2009, 2010) and The Venezuela National Team (2011-13).

PERSONAL

Born in Ashland, Ohio he attended high school in Brecksville (south of Cleveland). He attended the University of San Diego and helped the Toreros to a 24-6 record as a senior and a trip to the NCAA Tournament While at USD he was named to the West Coast Conference All-Academic team three times and the Toreros played in two NCAA Tournaments.

Musselman is married to Danyelle Sargent Musselman who has worked at ESPN, Fox Sports and the NFL Network as a broadcaster. Musselman has two sons Michael and Matthew and the couple has a daughter Mariah.

Musselman's father Bill was also an collegiate and NBA head coach and they were the first father-son combination to become head coaches in the NBA.



MUSSELMAN VS. ALL OPPONENTS

Opponent	Overall	at Nevada	at Arkansas	Last Meeting
Abilene Christian	1-0	0-0	1-0	12/20/20
Air Force	7-0	7-0	0-0	03/05/19
Akron	1-0	1-0	0-0	12/22/18
Alabama	2-1	0-0	2-1	02/24/21
Arizona State	1-0	1-0	0-0	12/07/18
Arkansas-Little Rock	1-0	1-0	0-0	11/16/18
Auburn	2-1	0-0	2-1	01/20/21
Austin Peay	1-0	0-0	1-0	11/12/19
Baylor	0-1	0-0	0-1	03/29/21
Boise State	7-2	7-2	0-0	02/02/19
Bradley	1-0	1-0	0-0	12/03/16
Buffalo	1-0	1-0	0-0	11/25/16
BYU	1-0	1-0	0-0	11/06/18
Cal State Fullerton	0-1	0-1	0-0	11/28/15
California Baptist	1-0	1-0	0-0	11/19/18
Central Arkansas	1-0	0-0	1-0	12/20/20
Cincinnati	1-0	1-0	0-0	03/18/18
Coastal Carolina	1-0	1-0	0-0	11/13/15
Colgate	1-0	0-0	1-0	03/19/21
Colorado State	7-1	7-1	0-0	02/02/19
Davidson	1-0	1-0	0-0	11/21/17
Drake	1-0	1-0	0-0	12/12/15
Eastern Washington	1-0	1-0	0-0	03/21/16
Florida	1-2	0-1	1-1	02/16/21
Fresno Pacific	1-0	1-0	0-0	12/09/15
Fresno State	6-3	6-3	0-0	02/23/19
LSU	1-1	0-0	1-1	03/05/20
Georgia	1-1	0-0	1-1	01/09/21
Georgia Tech	1-0	0-0	1-0	11/25/19
Grand Canyon	1-0	1-0	0-0	12/09/18
Hawai'i	1-1	1-1	0-0	11/24/17
Holy Names	1-0	1-0	0-0	11/30/15
Idaho	1-0	1-0	0-0	11/10/17
Illinois State	1-0	1-0	0-0	11/29/17
Indiana	1-0	0-0	1-0	12/29/19
Iona	1-1	1-1	0-0	11/26/16
Iowa State	0-1	0-1	0-0	03/16/17
Kentucky	1-1	0-0	1-1	02/09/21
Lipscomb	1-0	0-0	1-0	12/05/20
LSU	2-3	0-0	2-3	03/13/21
Loyola-Chicago	1-1	1-1	0-0	11/28/18
Loyola Marymount	1-0	1-0	0-0	11/14/16
Ole Miss	2-0	0-0	2-0	01/27/21
Massachusetts	1-0	1-0	0-0	11/23/18
Mississippi State	1-2	0-0	1-2	02/03/21
Mississippi Valley	1-0	0-0	1-0	11/25/20
Missouri	3-2	0-0	3-2	03/12/21
Montana	2-0	1-0	1-0	11/16/19
Montana State	1-0	1-0	0-0	11/15/15
Morehead State	2-1	2-1	0-0	04/01/16
New Mexico	5-3	5-3	0-0	02/09/19
North Texas	2-0	0-0	2-0	11/29/20
Northern Kentucky	1-0	0-0	1-0	11/30/19
Oakland	1-0	1-0	0-0	11/23/16
Oklahoma State	0-1	0-0	0-1	01/30/21
Oral Roberts	2-0	0-0	2-0	03/27/21
Oregon State	1-1	1-1	0-0	11/18/16
Pacific	4-0	4-0	0-0	11/09/18
Portland State	1-0	1-0	0-0	11/25/15
Radford	1-0	1-0	0-0	12/17/17
Rhode Island	1-0	1-0	0-0	11/13/17
Rice	1-0	0-0	1-0	11/05/19
Saint Mary's	0-1	0-1	0-0	11/11/16
San Diego State	3-7	3-7	0-0	03/07/19
San Francisco	0-1	0-1	0-0	12/23/17
San Jose State	6-0	6-0	0-0	01/09/19
Santa Clara	2-0	2-0	0-0	11/15/17
South Carolina	1-1	0-0	1-1	03/02/21
South Dakota	1-0	0-0	1-0	11/22/19
South Dakota State	1-0	1-0	0-0	12/15/18
Southern	1-0	0-0	1-0	12/09/20
Southern Cal	1-0	1-0	0-0	12/01/18
Southern Illinois	1-0	1-0	0-0	12/22/17
Tennessee	1-2	0-0	1-2	01/06/21
Texas	1-0	1-0	0-0	03/16/18
Texas A&M	2-1	0-0	2-1	03/07/20
Texas Tech	1-0	0-0	1-0	03/21/21
TCU	1-1	0-1	1-0	01/25/20
Texas Southern	1-0	0-0	1-0	11/19/19
Texas Tech	0-1	0-1	0-0	12/05/17
Towson	1-0	1-0	0-0	12/21/16
Tulsa	2-0	1-0	1-0	12/14/19
UC Davis	1-0	1-0	0-0	12/19/17
UC Irvine	2-0	2-0	0-0	12/02/17
UC Santa Barbara	1-0	1-0	0-0	12/22/16
UNLV	7-2	7-2	0-0	02/27/19
UT Arlington	1-0	0-0	1-0	12/02/20
Utah	1-0	1-0	0-0	12/29/18
Utah State	7-2	7-2	0-0	03/02/19
Valparaiso	1-0	0-0	1-0	12/21/19
Vanderbilt	3-0	0-0	3-0	01/23/21
Vermont	1-0	1-0	0-0	03/23/16
Washington	1-0	1-0	0-0	12/11/16
Western Kentucky	0-1	0-0	0-1	12/07/19
Wichita State	0-1	0-1	0-0	12/22/15
Wyoming	5-1	5-1	0-0	02/16/19
Totals	155-53	110-34	45-19	

MUSSELMAN'S CAREER AS HEAD COACH

NOTE: Professional basketball DOES NOT count postseason toward season W-L record nor to head coach W-L record

Year	Team	League	Record	Note for the Season	Reg. Season Div./Conf. Finish	Postseason
1989-90	Rapid City	CBA	42-14	MOST WINS IN CBA	1st National Conf.	Finals (8-8) *
1991-92	Rapid City	CBA	37-19	2nd-most wins in CBA	1st National Conf.	Finals (9-7) *
1992-93	Rapid City	CBA	44-12	MOST WINS IN CBA	1st National Conf.	Conf. Finals (5-3) *
1993-94	Rapid City	CBA	37-19	MOST WINS IN CBA	1st National Conf.	Conf. Finals (5-5) *
1994-95	Rapid City	CBA	31-25	6th-most wins in CBA	5th National Conf.	Conf. 1st Rd (0-2) *
1995-96	Florida	CBA	41-15	MOST WINS IN CBA	1st National Conf.	Conf. Finals (5-3) *
1996-97	Florida	CBA	38-18	2nd-most wins in CBA	1st American Conf.	Finals (7-6) *
1995	Florida	USBL	25-2	MOST WINS IN USBL	1st Overall	Champion (1-0) *
1996	Florida	USBL	28-1	MOST WINS IN USBL	1st Southern Div.	Champion (3-0) *
2002-03	Golden State	NBA	38-44	6th Pacific Division	11th Western Conf.	--
2003-04	Golden State	NBA	37-45	T4th Pacific Division	11th Western Conf.	--
2006-07	Sacramento	NBA	33-49	5th Pacific Division	11th Western Conf.	--
2010-11	Reno	D-League	34-16	2nd-most wins in NBADL	1st Western Conf.	Semifinals (2-3) *
2011-12	Los Angeles	D-League	38-12	MOST WINS IN NBADL	1st Western Conf.	Finals (5-2) *
2015-16	Nevada	NCAA	24-14	Led NCAA in FT Made	T4th Mountain West	CBI Champion (5-1)
2016-17	Nevada	NCAA	28-7	T16th for Most wins NCAA	1st Mountain West	NCAA 1st Rd (0-1)
2017-18	Nevada	NCAA	29-8	2nd in NCAA in A-T0 ratio	1st Mountain West	NCAA Sweet 16 (2-1)
2018-19	Nevada	NCAA	29-5	7th in NCAA in W-L%	1st Mountain West	NCAA 1st Rd (0-1)
2019-20	Arkansas	NCAA	20-12	Led NCAA in 3Pt% Def	T10th SEC	Canceled
2020-21	Arkansas	NCAA	25-7	NCAA: 2nd in FT/11th PPG	2nd SEC	NCAA Elite 8 (3-1)
2010	Dominican Team		5-1	Silver Medal Centrobasket Championship		
2011	Venezuelan Team		12-9	5th FIBA Americas Championship		
2012	Venezuelan Team		7-4	Silver Medal FIBA South American Championship		

BEST WINNING PERCENTAGE among active NCAA Division I head coaches (min 5 yrs)

(stats.NCAA.org/head_coaches • Thru 2020-21 Season)

- 1 Mark Few, Gonzaga .834 629-125 22nd yr
- 2 Bill Self, Kansas .766 729-223 28th yr
- 3 Mike Krzyzewski, Duke .764 1170-361 46th yr
- 4 John Calipari, Kentucky .763 742-231 29th yr
- 5 Chris Jans, New Mexico State .758 116-37 5th yr
- 6 **ERIC MUSSELMAN, ARKANSAS .745 155-53 6th yr**
- 7 Sean Miller, Arizona .730 422-156 17th yr
- 8 Tony Bennett, Virginia .728 364-136 15th yr
- 9 Bruce Pearl, Auburn .717 600-237 26th yr



MUSSELMAN MILESTONE WINS

Overall	1	11/13/15	Coastal Carolina (Honolulu, Hawaii)	73-56
100	01/24/19	Colorado State (Reno, Nev.)	100-60	

AT ARKANSAS

1	11/05/19	Rice (Fayetteville, Ark.)	91-43
---	----------	---------------------------	-------

MUSSELMAN DID YOU KNOWS....

- Named General Manager of CBA's Rapid City Thrillers at age of 22. The next year, became head coach of the Thrillers at he age of 23, the youngest coach in CBA history.
- From 1990-1997, had 24 players called up to the NBA, the highest number in the league during that span ... The only person in CBA history to coach in five league All-Star Games (1990, 1992, 1993, 1994, 1997)
- The first coach in professional basketball history to win 100 games by the age of 28.
- At the age of 37, named head coach of the Golden State Warriors and was the youngest head coach in the NBA at the time.
- He and his father, Bill, were first father-son combination to both become head coaches in NBA history.
- In 2003, was runner-up to San Antonio's Gregg Popovich for NBA Coach of the Year Award voting (231 points, including 26 first-place votes).
- Only needed 130 games to win his 100th game as a collegiate head coach.
- Is the CBA's second all-time winningest coach (270-122 in seven seasons) and the most successful coach (54-3 in two seasons) in the history of the United States Basketball League.





CLAY MOSER

Assistant Coach
Wisconsin-La Crosse, 1987

3RD Year
at
Arkansas

Clay Moser, who has three decades of experience in professional basketball, is in his third year as an assistant coach with the Razorbacks for the 2021-22 season.

During several of his stops in the NBA and D-League, Moser and Musselman have been on the same staffs.

Moser's second year at Arkansas saw the Razorbacks reach a national level of success the program had not experienced since the mid-1990's. Arkansas earned a #3 seed to the NCAA Tournament, advanced to the Elite 8 and finished ranked among the top 10 in the final polls marking the first to attain any of the three milestones since 1995. Overall, Arkansas went 25-7 - marking the 13th time in 98 years of basketball the program won at least 25 games - and was 13-4 in the SEC to finish second.

The Razorbacks ranked third in the NCAA in free throws made and 11th in scoring offense while leading the SEC in scoring margin. Also, the Hogs showed perhaps the nation's best improvement in rebounding, going from 342nd (of 350 teams) to 57th in rebound margin, from 332nd to 18th in rebounds per game, 325th to 44th in offensive rebounds and 288th to 33rd in defensive rebounds.

In his first season with the Razorbacks, Moser's experience and analytical expertise helped Arkansas lead the NCAA in 3-point field goal percentage defense in year one while the Razorbacks led the SEC in turnover margin, steals, turnovers forced and fewest turnovers committed. Also, Mason Jones was named AP SEC Player of the Year and AP honorable mention while leading the SEC in scoring (8th in the NCAA). Isaiah Joe ranked fourth in the NCAA in 3-pointers made per game. Moser also proved his worth on the recruiting trail too as the Razorbacks landed the #5 recruiting class in the nation for 2020.

Moser came to Arkansas after spending seven-and-a-half years with the Los Angeles Lakers. First, he was hired as a head advance NBA scout and ended his tenure as assistant coach/director of basketball strategy. While there, his last position was created for him and worked directly with the coaching and analytics staffs to integrate ideas and information between the departments.

Moser's affiliation with the Lakers began as associate head coach under Musselman with the D-Fenders, the NBA Developmental League franchise in Los Angeles.

He formerly served on USA Basketball's Board of Directors and has been an advance scout for the Cleveland Cavaliers (2009-10), Orlando Magic (2007-08), Sacramento Kings (2006-07) and Golden State Warriors (2002-03). His other NBA experience includes time as vice president of business development for the New Orleans/Oklahoma City Hornets (2005-06), as an assistant coach for the San Antonio Spurs 2005 Summer League Team and as a business consultant for the NBA (2005).

In 2010-11, Moser assisted on Musselman's staff as associate head coach with the Reno Bighorns, helping lead the team to a Western Conference-best 34-16 record. Prior to his time with the Bighorns, Moser was tabbed by the Houston Rockets to be head coach of their D-League affiliate in Rio Grande Valley, going 21-29 with the Vipers during the 2008-09 campaign. In addition to his Reno and Rio Grande Valley D-League experience, Moser has also worked for CBA teams that later would join the D-League; serving as an assistant coach, vice president and general manager with the Sioux Falls Skyforce (1989-94) and as CEO and general manager of the Idaho Stampede (1997-2001).

Moser, a 1987 graduate from Wisconsin-La Crosse, began his coaching career as an assistant at North Carolina State (1987-89).



THE MOSER FILE

PERSONAL

Hometown: Dorchester, Neb.
Alma Mater: Wisconsin-La Crosse, 1987
Wife: the former Angela Missling
Children: Carter and Lily

COACHING EXPERIENCE

1987-1989 North Carolina State
1989-1993 Sioux Falls Sky Force (CBA)
1994-2001 Idaho Stampede (CBA)
2001-2002 Treasure Valley Community College
2002-2003 Golden State Warriors (NBA)
2003-2004 Great Lakes Storm (CBA)
2004-2005 Jilin Northeast Tigers (China)
2005-2006 Oklahoma City Hornets (NBA)
2006-2007 Sacramento Kings (NBA)
2007-2008 Orlando Magic (NBA)
2008-2009 Rio Grande Valley Vipers (D-League)
2009-2010 Cleveland Cavaliers (NBA)
2010-2011 Reno Bighorns (D-League)
2011-2019 Los Angeles Lakers (NBA)

2019-pres.: Assistant Coach, Arkansas





GUS ARGENAL

Assistant Coach
UC Davis, 2004

1ST Year
at
Arkansas

Gus Argenal, who worked two seasons at Nevada for Razorback head coach Eric Musselman, rejoined his mentor as an assistant coach for the University of Arkansas in May of 2021. Overall, Argenal brings 17 years of collegiate coaching experience.

"I have known Gus and his strong reputation in the basketball community for many years," Musselman said. "He was a big part of our success at Nevada. He already knows our philosophy and terminology and has a great relationship with our staff so he will fit in immediately. Our players will enjoy his passion, his energy and his coaching style. Gus additionally has head coaching experience which was important to me. I know he will be a positive influence in our program and be a great representative for the University."

Argenal comes to Fayetteville after serving two seasons as associate head coach at Cal State Fullerton.

"The opportunity to join Coach Musselman's staff at the University of Arkansas is a dream come true," Argenal said. "In two short years, Coach Muss has taken the program to a championship level and I look to help him continue that trajectory. The combination of recruiting elite student-athletes, being supported by an amazing fan base, and competing in the renowned Bud Walton Arena make Fayetteville an unparalleled place. My wife, our two sons and I cannot wait to be a part of the northwest Arkansas community."

This past season (2020-21), Fullerton ranked 11th in the NCAA and led the Big West in 3-point field goal percentage (.384) and guard Tray Maddox Jr., was tabbed second team All-Big West. In his first year with the program (2019-20), the Titans had their season cut short due to COVID-19. However, Argenal helped Jackson Rowe and Brandon Kamga claim second team All-Big West honors while Kamga was also named Big West Newcomer of the Year.

Argenal joined the Titans after spending the 2017-18 season as an assistant coach and the 2018-19 season as the associate head coach at Nevada. The Wolf Pack went to the NCAA Tournament both years, including the Sweet 16 in his first season, and won the Mountain West Championship both years as well. They also won 29 games in each season, tying the school record.

Argenal helped Wolf Pack players Caleb Martin, Jordan Caroline, Cody Martin, Kendall Stephens and Lindsey Drew earn post-season honors in 2017-18. Caleb Martin garnered Associated Press honorable mention All-American, MW Player of the Year, MW Newcomer of the Year, MW first team, USBWA District VIII Player of the Year, USBWA VIII team and first team NABC District 17 honors in his junior campaign. Cody Martin earned 2018 MW Defensive Player of the Year honors, was selected the MW second team and to the MW Defensive team. Kendall Stephens earned third-team MW honors after setting the conference and school record with 126 made 3-pointers. Lindsey Drew joined Caleb Martin on the MW Defensive team.

In 2018-19, Caroline and Caleb Martin were selected to the first team for the second consecutive season, Cody Martin was named to the third team. Jazz Johnson was chosen as the Sixth Man of the Year. Caroline and both Martins were selected to the defensive team. Prior to the season the Martin twins and Caroline were named to the 2018-19 MW media preseason team.

Caroline and Caleb Martin were also named to the United States Basketball Writers Association District VIII team today for the second year in a row. Caleb Martin was named the District VIII Player of the Year for the second consecutive season.

Cody Martin went on to be drafted No. 36 by the Charlotte Hornets in the 2019 NBA Draft. Also, Caleb Martin signed with the Charlotte Hornets, Jordan Caroline signed with the Los Angeles Lakers, and Tre'Shawn Thurman signed with the Detroit Pistons. In addition, Jalen Harris - who redshirted with the Wolf Pack during the 2018-19 season - went on to be drafted No. 59 by the Toronto Raptors in the 2020 NBA Draft.

Argenal spent four seasons (2013-17) as the head coach of the Cal State East Bay Pioneers, an NCAA Division II school, and posted a 35-76 record.

Prior to being named the head coach at Cal State East Bay he was an assistant coach during the 2012-13 season at Rice. He spent the 2011-12 year at UC Davis as an assistant coach after a three-year stint as an assistant coach at Chico State (2008-11). From 2006-08 he was the director of operations at UT San Antonio. His first stint as an assistant coach at UCD came in 2005-06 after working as a graduate assistant at Arizona State in 2004-05.

Argenal was a point guard who played at UC Davis and still holds the Aggies single-game record with 13 assists. His senior season he topped the Aggies in assists and steals and helped the 2003-04 team post an 18-9 record. He received his undergraduate degree in history from UCD in 2004 and earned a master's degree in education from Arizona State in 2005.

As a prep athlete, Argenal was a three-year starter at De La Salle High School (Concord, Calif.) under legendary head coach Frank Allocco. As a senior and team captain in 1999, he led the Spartans to the Northern California regional finals and was named BVAL Most Valuable Player.

He is married to former UC Davis women's basketball standout, the former Hannah Turner. The couple has two boys, Bo and Ace. Argenal is a second-generation American as his grandparents on his father's side were born in Nicaragua.

THE ARGENAL FILE

PERSONAL

Hometown: Concord, Calif. (De La Salle HS)
Alma Mater: UC Davis, 2004
- Master's: Arizona State, 2005
Wife: the former Hannah Turner
Children: Sons - Bo and Ace.

COACHING EXPERIENCE

2004-05: Arizona State (Graduate Assistant Coach)
2005-06: UC Davis (Assistant Coach)
2006-08: UT San Antonio (Dir. of Basketball Operations)
2008-11: Chico State (Assistant Coach)
2011-12: UC Davis (Assistant Coach)
2012-13: Rice (Assistant Coach)
2013-17: Cal State East Bay (Head Coach)
2017-18: Nevada (Assistant Coach)
2018-19: Nevada (Associate Head Coach)
2019-21: Cal State Fullerton (Associate Head Coach)
2021-pres.: Arkansas (Assistant Coach)





**KEITH
SMART**

**Assistant Coach
Indiana, 1995**

**1st Year
at
Arkansas**

Keith Smart, an NBA head coach for three franchises and known for making one of the most iconic shots in NCAA Championship history, was named men's basketball assistant coach on May 12, 2021.

Smart has a long history with Razorback head coach Eric Musselman both as a player with the Rapid City Thrillers and Florida Beachdogs and as an assistant coach on Musselman's staff with the Golden State Warriors. Overall, Smart spent nine years playing professional basketball and 22 years coaching in professional basketball, including head coach of the Cleveland Cavaliers, Golden State and Sacramento Kings as well as assistant positions with the New York Knicks, Memphis Grizzlies, Miami Heat, Kings, Warriors and Cavaliers. He got his start in the coaching business as head coach of the Fort Wayne Fury of the CBA in 1997.

"What an incredible opportunity for our players to be mentored and coached by coach Smart," Musselman said. "His coaching experience is unmatched, being a three-time NBA head coach. His playing experience includes him hitting one of the most clutch shots in the history of college basketball and playing at the highest level professionally. Keith is someone I coached and thought so much of his knowledge of the game I hired him at Golden State. We are getting an incredible coach. He knows how to develop talent and is an excellent 'X and O' coach. Our players are going to love Coach Smart.

"I am really excited about the experience and chemistry this staff, with coaches Smart, (Gus) Argenal and (Clay) Moser, will bring," Musselman added.

Smart burst onto the national scene after making the game-winning shot for Indiana in the 1987 NCAA Championship versus Syracuse. Overall, he played two seasons with the Hoosiers (1986-88), was drafted in the second round by the Golden State Warriors in 1988 and played with the San Antonio Spurs (1988).

"I am excited to be reunited with Coach Musselman, a person I've known for over 30 years, and to continue my growth as a basketball coach," Smart said. "I cannot think of a better place than with Coach Musselman and at the University of Arkansas. By becoming a Razorback, my basketball life is somewhat coming full circle as Coach (Nolan) Richardson recruited me.

"In addition to playing for and working with Coach Muss, I have kept in close contact with him over the years, sharing ideas and strategies," Smart said. "I know what he is teaching, and I know his expectations. I am thrilled to join the Arkansas family, to develop our players and to build on the solid foundation that has been laid here."

After his time with the Spurs, Smart played nine seasons of professional basketball in the CBA and internationally. It was after his final stop - the Fort Wayne Fury - Smart made the transition from player one year to head coach the next with the Fury. In his first year (1997-98), Fort Wayne was 31-25 and won the CBA's East Division. The Fury were 28-28 in year two and 26-30 in year three. A CBA-high, 21 players from Fort Wayne signed NBA contracts during Smart's three seasons as head coach.

From Fort Wayne, Smart began his NBA coaching career with the Cleveland Cavaliers for the 2000-01 season. After two-plus years as an assistant with the Cavs, Smart was named Cleveland's interim head coach for the final 40 games of the 2002-03 campaign. At the time, Smart was the second-youngest head coach in the NBA, trailing only Musselman.

Smart then joined Musselman as an assistant coach with the Golden State Warriors for the 2003-04 season. After one season with Musselman, Smart stayed on as an assistant with the Warriors for two seasons under Mike Montgomery and an additional four seasons under Don Nelson. Prior to the 2010-11 season, Nelson stepped down and Smart was named head coach, leading the Warriors to 36 wins - a 10-game improvement over the previous season.

After his time with the Warriors, Smart was brought on by the Sacramento Kings as an assistant coach for the 2011-12 season. Seven games into that year, the Kings made a coaching change and Smart was named head coach, posting a 20-39 record. He stayed on as head coach the following season (2012-13).

In 2014, Smart was hired as an assistant coach with the Miami Heat by Eric Spoelstra. In year two with the Heat, Miami won the Southeast Division and reached the Eastern Conference semifinals. From there, Smart spent two seasons (2016-18) as an assistant coach under David Fizdale with the Memphis Grizzlies. He then went to serve on Fizdale's staff with the New York Knicks for the 2018-19 season.

Smart, who was the 1987 NCAA Final Four Most Outstanding Player, scored 765 points in two seasons at Indiana and is a member of the Indiana Athletics Hall of Fame (Class of 2017). Prior to Indiana, he played two seasons at Garden City (Kan.) CC where he earned Jayhawk Conference Player of the Year honors.

He received his Bachelor of General Studies from Indiana in 1995. He and his wife Carol have two sons, Andre and Jared. Jared is currently a senior at Hawai'i and earned All-Mountain West honorable mention honors in 2020 as a wide receiver.

THE SMART FILE

PERSONAL

Hometown: Baton Rouge, La. (McKinley HS)
Alma Mater: Indiana, 1995
Wife: Carol
Children: Sons, Andre and Jared
NBA: 2nd round pick (41st overall) by Golden State

PLAYING EXPERIENCE

1984-86: Garden City CC (Kansas)
1986-88: Indiana - 1987 NCAA National Champion
1988: San Antonio Spurs
1988-90: Rapid City Thrillers
1989: San Miguel Beermen
1989: Worcester Counts
1990: Youngstown Pride
1991: Halifax Windjammers
1993: Bravo de Lara
1994: Cambrais Basket
1995: Trotamundos de Carabobo
1995-96: Florida Beachdogs
1996-97: Fort Wayne Fury

PRO HEAD COACHING RECORD

1997-98	Fort Wayne	CBA	31-25
1998-99	Fort Wayne	CBA	28-28
1999-00	Fort Wayne	CBA	26-30
2002-03	Cleveland *	NBA	9-31
2010-11	Golden State	NBA	26-46
2011-12	Sacramento	NBA	20-39
2012-13	Sacramento	NBA	28-54
3-year CBA Record			85-83
4-year NBA Record			93-170
7-YEAR PRO RECORD			178-253

* - Interim head coach

COACHING EXPERIENCE

1997-00: Fort Wayne Fury (Head Coach)
2000-03: Cleveland Cavaliers (Assistant Coach)
2003: Cleveland Cavaliers (Interim Head Coach)
2003-10: Golden State Warriors (Assistant Coach)
2010-11: Golden State Warriors (Head Coach)
2011: Sacramento Kings (Assistant Coach)
2011-13: Sacramento Kings (Head Coach)
2014-16: Miami Heat (Assistant Coach)
2016-18: Memphis Grizzlies (Assistant Coach)
2018-19: New York Knicks (Assistant Coach)
2021-pres.: Arkansas (Assistant Coach)





ANTHONY RUTA

Director of Basketball Operations
Arizona State, 2012

**3RD Year
at
Arkansas**

Anthony Ruta has proven himself to be an asset in the successes Eric Musselman's teams have experienced. The duo's partnership goes back to the 2013-14 season when Musselman was an assistant coach at Arizona State and Ruta served as a graduate assistant with the Sun Devils.

Ruta is in his third season with the Razorbacks as director of basketball operations for the 2021-22 season.

Year one at Arkansas saw the Razorbacks post 20 wins and have an NCAA Net of 43. Arkansas' strength of schedule was ranked 25th by the NCAA Net, including a non-conference ranking of 12. The schedule featured three conference champions, seven 20-win teams and 12 of 13 opponents who had a winning record. In year two, Ruta successfully navigated the ever-changing landscape of college basketball to once again put together an impressive non-conference schedule. Of Arkansas' nine non-conference opponents, four made the NCAA field including North Texas, Oral Roberts, Abilene Christian and Oklahoma State and all four won in the NCAA first round.

Arkansas has won at least 20 games in each of his first two years, produced three NBA picks - including lottery pick Moses Moody - and reached the NCAA Elite 8 in 2021.

At Nevada, Ruta was initially brought on to be the director of basketball operations before being elevated to assistant coach his last two seasons with the Wolf Pack (2016-17 and 2017-18). In his role as an assistant coach, his duties included scouting opponents, recruiting student-athletes and scheduling opponents.

In Ruta's four years at Nevada, the Wolf Pack won at least 24 games all four years (24, 28, 29 and 29), won three Mountain West regular-season titles, won one conference tournament championship, made three NCAA Tournament appearances - including a Sweet 16 berth, and won the 2016 CBI championship.

During his time as an assistant coach at Nevada, the Wolf Pack won 29 games each season - tying a school record and marking the programs' best two-year run in school history. Nevada won the Mountain West championship twice and earned at-large berths to the NCAA Tournament each year. Last season, Nevada was 29-5, was ranked among the nation's top 25 all season and finished 20th in the final AP poll/23rd in the USA Today coaches poll. The previous year, Nevada reached the Sweet 16 for the second time in school history, was 29-8 and was ranked all but two weeks throughout the season before finishing 20th in the coaches final poll/24th by AP.

In his first two seasons at Nevada, the Wolf Pack went 28-7 in 2015-16, won Mountain West regular-season and tournament titles and earned the program's first NCAA berth in 10 years. In his first year at Nevada, Ruta helped the Pack go from nine wins prior to his arrival to 24 in year one and Nevada won the CBI Championship, which was the first postseason championship by a Mountain West or Nevada team.

Prior to coming to Nevada, Ruta was an assistant coach with Fort Wayne Mad Ants of the NBA Development League. He assisted in all areas with Mad Ants that included in-game coaching and practice preparation. His primary responsibilities were defensive game planning. Working with the guards and wings he coached NBA veteran Dahntay Jones and D-League All-Star game MVP Andre Emmett.

Ruta began his coaching career at his alma mater, Arizona State, where he was a graduate assistant for two seasons. The Sun Devils advanced to the postseason both years playing in the NCAA and NIT Championships.

While at ASU he assisted in scouting and game preparation. Additional duties included assisting in scheduling, team workouts primarily with the guards, team travel and summer camps. He also oversaw the team managers, organized the recruiting database and served as the academics and facilities liaison.

As an undergraduate student at ASU, Ruta was the head student manager for two seasons. He assisted with the daily operations of the Sun Devils basketball program which included workouts. Additionally, he worked summer camps and organized the team managers.

Ruta received his Bachelor of Arts degree in English literature from ASU in 2012 and a Master of Education degree in higher education in 2014.





HAYS MYERS

**Director of Scouting & Analytics
LSU, 2016**

**3RD Year
at
Arkansas**

Hays Myers is in his third year at the University of Arkansas and first as the director of scouting and analytics. He served as special assistant to head coach Eric Musselman his first two seasons with the Razorbacks. He came to Fayetteville after spending three seasons at Nevada, including one as a graduate assistant and two as director of player development.

Myers' duties with the Razorbacks and Wolf Pack included gathering and disseminating analytics, film exchange with opponents, preparation of film for opponent scouting for both coaches and players and one year as the academic liaison.

In his first year at Arkansas, the team went 20-12 and led the NCAA in 3-point field goal percentage defense while leading the SEC in turnover margin, steals, forcing turnovers and committing the fewest turnovers. In year two, Arkansas won 25 games, reached the NCAA Elite 8 and finished among the top 10 in the national polls.

In his three years at Nevada, the Wolf Pack won at least 28 games each season, won three Mountain West regular-season titles, one conference tournament championship and made three appearances in the NCAA Tournament, including a Sweet 16 run in 2018.

Myers joined the Wolf Pack staff after five years as a student manager for the LSU men's basketball team. It was there, in 2014, Myers first crossed paths with Eric Musselman, who was an associate head coach with the Tigers. Myers worked directly with coach Musselman on preparing scouting reports.

Myers has worked with coaches such as David Patrick (head coach at UC Riverside) and Brendan Suhr (former Detroit Pistons and New York Knicks assistant coach). Myers also worked with several NBA players while at LSU, including the 2016 overall number one selection Ben Simmons and fellow first-rounder Jarrell Martin as well as second-round NBA picks Johnny O'Bryant and Jordan Mickey.

A native of Dallas, Myers graduated in May of 2016 from LSU with a degree in mass communication and two minors in sports studies and leadership development. He married the former Haleigh Wells on May 26, 2019.



MICHAEL MUSSELMAN

**Director of Recruiting/
Assistant Dir. of Basketball Ops
San Diego, 2018**

**3RD Year
at
Arkansas**

Michael Musselman is in his third season with the Razorbacks. He spent his first two seasons as director of recruiting and added the title of assistant director of basketball operations for the 2021-22 campaign.

With the Razorbacks, he coordinates the recruiting efforts while assisting in the program's social media channels.

In his first season at Arkansas, as the recruiting class of 2020 was the fifth-best group in the nation (ESPN) thanks to top 40 prospects Moses Moody and Khaleen Robinson as well as four stars and Arkansas' co-Players of the Year Davonte Davis and Jaylin Williams. Arkansas also landed three of the top graduate transfers in the nation in Jalen Tate (#5 by NBC Sports), Vance Jackson (#8 by CBS Sports) and Justin Smith (#11 by The Stadium).

That class propelled Arkansas to levels of success the program has not seen in 25 years. The Razorbacks won 25 games, went 13-4 in the SEC to finish second, reached the NCAA Elite 8 and finished ranked among the top 10 in the national polls.

Prior to Arkansas, Musselman spent one year (2018-19) as a graduate assistant at Nevada, helping the team win 29 games, win a Mountain West Championship and earn an NCAA Tournament berth.

Musselman previously served as a student manager at his alma mater, the University of San Diego. In his four years with the Toreros, he assisted the team in practice sessions, scouting reports, film editing and statistical analysis.

Musselman continues the coaching legacy that was started by his grandfather, Bill Musselman.

Musselman received his bachelor's degree in communications and a minor in business administration from San Diego in 2018. He completed his master's degree in educational leadership from Nevada in the summer of 2019.





RILEY HALL

**Director of Internal Operations
Arkansas, 2016**

**6TH Year
at
Arkansas**

Riley Hall has served many functions in his six years with the Razorbacks. After being a manager, he spent two seasons as a graduate assistant, three seasons as video coordinator and, in 2021-22, took on the role as director of internal operations.

Hall has handled numerous administrative duties over his tenure such as overseeing the collection of game tapes, breaking down practice and game footage for instructional use and organizing scouting video for the Razorback coaching staff. More recently, he works closely with head coach Eric Musselman, organizing his daily schedule, as well as handling travel logistics for the team.

Previously, Hall spent two seasons as a graduate assistant with the Razorback men's basketball program in 2017-18. His duties then included overseeing all student managers, supervising practice preparations, directing and sending mailouts for current and future recruits and reviewing film breakdown/scouting reports for potential opponents. Prior to coming on staff, Hall served as a student manager from 2013-16.

The Bryant, Arkansas, native graduated from the University of Arkansas in May 2016 with a bachelor's degree in kinesiology. He completed his Master's in Recreation and Sports Management in 2018.

Hall married the former London Farrar on August 4, 2018.



MIKE EKANEM

**Director of Player Development
Texas Lutheran, 2005**

**1ST Year
at
Arkansas**

Arkansas head coach Eric Musselman named Mike Ekanem director of player development for the Razorback men's basketball program on June 22, 2021.

Ekanem, who worked on Musselman's Nevada staff, spent the last two seasons as the director of scouting for Texas A&M men's basketball.

"We are extremely excited about Mike being a part of our staff," Musselman said. "Mike was a great asset to us at the University of Nevada and we look forward to the opportunity to work together again. Mike understands our culture, our philosophies for recruiting and our 'X's and O's.' Mike also has an NBA background, having worked with the San Antonio Spurs, which will be vital in recruiting and with our current student-athletes."

Ekanem spent the 2018-19 season at Nevada as the multimedia specialist. Prior to his time at Nevada, he spent four years at Memphis as a special assistant for two seasons before serving as the video coordinator and recruiting assistant. He coordinated both video and social media for the Tigers and assisted with opponent scouting and recruiting.

Before arriving at Memphis, he worked at Louisiana Tech as an assistant women's basketball coach for the 2013-14 season. In that role, he oversaw recruiting, scheduling, camps and guard development.

Ekanem spent six seasons working for Spurs Sports and Entertainment as a basketball operations assistant for the San Antonio Spurs and as director of video and athletic performance for the San Antonio Stars of the WNBA. For both organizations, he assisted in practice and game preparation, video, skill development and strength and conditioning.

A Houston native, Ekanem graduated from Texas Lutheran with a bachelor's degree in 2005. Ekanem was an all-conference player and four-year letterwinner for the Bulldogs and played professionally overseas.

Ekanem earned a master's degree in exercise science from California University of Pennsylvania in 2008. He holds certifications from the National Strength and Conditioning Association and National Academy of Sports Medicine.



RONNIE BREWER Jr.

Recruiting Coordinator
Arkansas, 2015

1ST Year
at
Arkansas

Razorback All-American and former NBA first-round draft pick Ronnie Brewer, joined the Razorback the men's basketball staff as recruiting coordinator on July 20, 2021.

Brewer, the 14th pick in the 2006 NBA Draft by the Utah Jazz, spent 10 seasons playing professional basketball (2006-16). Brewer played three seasons (2006-10) with the Utah Jazz and played in the 2008 NBA Rookie-Sophomore Game. He was traded to the Memphis Grizzlies in January of 2010. He then signed with Chicago prior to the 2010-11 season and spent two seasons with the Bulls. Over the next two seasons, Brewer played with the New York Knicks (2012-13), Oklahoma City Thunder (2013), Houston Rockets (2013-14) and a second stint with the Bulls (2014). He ended his professional career playing one season (2015-16) with the Santa Cruz Warriors.

He scored 3,940 points in his NBA career with 1,427 rebounds and 828 assists. Highlights include him playing and starting a career-high 81 games while averaging a career-high 13.7 points, in 2008-09 with the Utah Jazz and playing 81 games in 2010-11 to help the Chicago Bulls post the best record in the NBA (62-20) and reach the Eastern Conference finals.

After his rookie season in the NBA, he started the Ronnie Brewer Foundation in 2007 to support communities in at-risk situations while promoting education, physical fitness, and the importance of working together as a team. He additionally organized annual summer basketball camps for the youth in Fayetteville and has created jobs in Farmington with his Brew Crew Transportation Trucking Company.

In 2009, Brewer was the recipient of the University of Arkansas' Silas Hunt Legacy Award, which recognizes African Americans for their significant contributions to the community, state and nation.

After retiring from professional basketball and in addition to his Foundation and trucking company, Brewer has worked at Fayetteville High School with the boy's basketball team and a communications teacher as well as coaching the Woodz Elite U16 AAU basketball team. Brewer has also put his communications background to use by serving as host on sports radio talk shows in South Florida and Northwest Arkansas.

During his playing career at Arkansas, Brewer was a 2006 All-American, a two-time first team All-SEC selection (2005 and '06) and a two-time All-District pick (2005 and '06) by both the National Association of Basketball Coaches and the U.S. Basketball Writers Association.

Brewer ranks 16th on Arkansas' all-time scoring list with 1,416 - trailing his father and fellow NBA first-round pick Ron with 1,440 points - in his three seasons with the Razorbacks. He led the Razorbacks in steals in each of his three seasons, including leading the SEC in 2006 with 83, and ranks eighth on the school's all-time steals list. Brewer additionally led the Hogs in scoring, rebounding, field goals made and free throws made in both 2005 and 2006 while leading the team in assists and 3-point field goal percentage in 2005.

Born in Portland, Ore., Brewer grew up in Fayetteville and was inducted into Fayetteville High School's Hall of Greats in 2017. While with the Purple Bulldogs, he was selected Mr. Basketball in Arkansas as a senior in 2003. He broke Corliss Williamson's conference scoring record as a senior and averaged 25 points, nine rebounds and six assists that season.

Although he only played three seasons for the Razorbacks (2004-06), Brewer received his degree in journalism from Arkansas in 2015.



JON BLAKE

Assistant Director for Basketball Administration
Arkansas, 2015

1ST Year
at
Arkansas

Arkansas alum Jon Blake joined the Razorback men's basketball staff as assistant director for basketball administration in July 2021.

Blake, spent the past season as associate director of football operations at Southern Cal. Before that, he was an operations assistant with the Miami Dolphins in 2019 and a graduate assistant in football operations for the Razorbacks for three seasons (2016-2018).

He was a membership advisor with the Fayetteville Athletic Club in 2015-16 after serving in the video operations department with Arkansas' football team for the 2014 season. He worked in production at KNWA-TV and Fox 24 News for three years (2011-14).

He earned his bachelor's degree in sports management from Arkansas in 2015, as well as master's degrees in sports management (2017) and physical education teaching and coaching (2019).

Blake is a native of Springdale and played football at Har-Ber High School.



DAVE RICHARDSON

Head Strength & Conditioning Coach
Louisiana-Monroe, 1989

**4TH Year
at
Arkansas**

Dave Richardson begins his fourth season as head strength and conditioning coach for men's basketball. Prior to Arkansas, Richardson spent 13 seasons as associate strength and conditioning coach at Ohio State University, where he helped develop some of the top collegiate basketball players in the nation.

Since his arrival in Fayetteville, Richardson worked with three Razorback All-Americans and four Razorbacks that went on to play in the NBA. The list includes All-America and current Washington Wizards forward Daniel Gafford; the 2020 AP SEC Player of the Year and All-America Mason Jones, who played for the Houston Rockets and Philadelphia 76ers in 2020-21; current 76ers guard Isaiah Joe and 2021 SEC Freshman of the Year and All-America Moses Moody, who was an NBA lottery pick by the Golden State Warriors in 2021.

In the summer of 2020, Richardson obtained Registered Strength and Conditioning Coach Emeritus (RSCC*E) designation by the National Strength and Conditioning Association (NSCA). The NSCA's Registered Strength and Conditioning Coach (RSCC) is the NSCA's highest designation and signifies that a certified coach has demonstrated experience and knowledge in their field. RSCC coaches apply foundational knowledge to assess, motivate, educate, and train athletes for the primary goal of improving sport performance. "Coach Rich" is just one of 158 coaches who has obtained the RSCC*E, awarded to those meeting the criteria for at least 20 years.

Richardson spent 12 seasons with the Buckeye's men's basketball program while serving as the men's lacrosse strength coach this past season. During his time with Ohio State basketball, the Buckeyes made 11 postseason appearances, including five Sweet 16 berths, two Final Four's, a national runner-up finish in 2007 and an NIT Championship in 2008. Richardson helped Evan Turner be the 2010 consensus National Player of the Year and Greg Oden be the top pick in the 2007 NBA Draft. A total of 21 of his players went on to play in the professionally with nine players being drafted by the NBA highlighted by Oden, Turner (2nd overall pick in 2010), D'Angelo Russell (2nd overall pick in 2015) and Mike Conley Jr. (4th overall pick in 2007).

Prior to his time at Ohio State, Richardson was the strength and conditioning coach for the Miami Hurricane men's basketball program from 2001-05 where he helped develop long-time NBA veterans John Salmons and James Jones. He worked for six seasons as the head strength and conditioning coach at the University of Louisiana at Monroe and served five years as head strength and conditioning coach at Nicholls State University. Two of the seasons at Nicholls State he served as the head track and field coach.

The Monroe, La., native also worked as the strength and conditioning coach for Central America's Davis Cup tennis team in 1991. Richardson, who was a student assistant on the ULM strength staff as an undergraduate, earned a bachelor's degree in health and human performance in 1989 and a master's degree in exercise science in 1990 from Louisiana-Monroe.

He has a strong background in powerlifting. In 1984 he won the Alaska powerlifting state championship and was crowned the Louisiana state powerlifting champion in 1986 and 1987. In 1985 and 1986 he was the ArkLaMiss champion and was listed among the Powerlifting USA Top 100. In addition, Richardson served five years in the Army and was a member of the All-Army powerlifting team.

Richardson and his wife, Amanda, have a son, David. Richardson also has a daughter, Megan, who is a teacher in Louisiana.



JACOB HOOPS

Assistant Director of Academics
Arkansas, 2012

**8TH Year
at
Arkansas**

Daniel Reeves began working at the University of Arkansas in December of 2014 and has held several positions along the way. He currently serves as assistant director of academics, a position he has held since the summer of 2021, and works with the men's basketball and softball programs.

Hoops previously severed two roles as academic counselor, working with the men's basketball and men's golf programs as well as the softball and swimming & diving programs. He began working in academics as a graduate assistant where he served the men's basketball and women's golf teams. Hoops got his start with the Razorbacks working as a football operation intern before moving to work as an intern with student-athlete development.

A native of West Fork, Ark., Hoops is a two-time graduate of the University of Arkansas. He received his bachelor's degree in sports management in 2012 and his master's of education in 2014.

Hoops is married to the former Rae-Marie Busby, who also works at the University of Arkansas.



MATT TOWNSEND

Head Athletic Trainer
Washington State, 2015

**2ND Year
at
Arkansas**

Matt Townsend is in his second year at the University of Arkansas and first as a head athletic trainer.

Townsend originally came to Arkansas as an assistant athletic trainer and worked with men's and women's tennis and the spirit squads as well as assisting with the men's basketball program. He took over as the primary men's basketball athletic trainer in December of 2020 and helped the program successfully navigate all the COVID protocols while the Razorbacks made their run to the NCAA Elite 8. Townsend was elevated to head athletic trainer in the summer of 2021.

Prior to Arkansas, Townsend spent two seasons (2014-19) as an athletic training fellow with the Kansas Jayhawks. He also spent two seasons (2015-17) as a graduate assistant at the University of Idaho, working with the men's and women's track and field/cross country programs. While there he received his master's degree in movement and leisure science.

Townsend, a native of Mukilteo, Wash, is a 2015 graduate of Washington State, receiving his bachelor's in athletic training. He served as an intern in the summer of 2015 working with the Cougars' baseball and volleyball programs.



KRISTINA PARRISH

Sports Dietitian
Purdue, 2016

**1ST Year
at
Arkansas**

Kristina Parrish enters her first season at the University of Arkansas. She serves as the sports dietitian for the men's and women's basketball programs as well as working with the volleyball and softball programs.

Parrish's role at Arkansas includes overseeing the student-athlete's overall wellness education and healthy choices program as well as consulting with the coaching staffs, athletic trainers, strength & conditioning staff and student-athletes for sound nutritional plans including team meals and fueling strategies.

Parrish came to Arkansas from East Carolina University where she was named the Pirates' first-ever Director of Sports Nutrition.

Prior to EDU, Parrish served as a sports dietitian intern at Rutgers University. She directly supervised the nutritional operations for the football, gymnastics, volleyball and women's golf programs. She also worked as a sports nutrition intern at the University of Virginia and a student associate at the Purdue University athletic dining room.

Parrish, who earned a Master of Science in nutrition and wellness from Benedictine University in 2017 and a bachelor's degree in dietetics and health from Purdue in 2016, is a member the Academy of Nutrition and Dietetics and the Collegiate & Professional Sports Dietitians Association.



DANIEL REEVES

Equipment Manager
Kentucky, 2005

**8TH Year
at
Arkansas**

Daniel Reeves is in his second stint at the University of Arkansas. He was assistant equipment manager with the Olympic sports and football program (2010-14) and rejoined the Razorbacks in January 2019 as equipment manager, working with the men's and women's basketball teams as well as the men's and women's track & field programs.

Between his time at Arkansas, Reeves was at the University of Houston, serving as assistant athletics director for equipment operations (2014-18). In that role, he managed the daily workings with Nike and supervised a staff that handled all 17 intercollegiate sports at Houston.

Reeves, who is a native of Lexington, Ky., was an equipment manager at San Diego State (2008-12), working with the football, women's Golf, water polo and softball programs.

Reeves also has a variety of international and NFL experience under his belt. He served from 2006 to 2008 as a seasonal intern with the NFL's San Diego Chargers. Reeves joined the NFL Europe's Cologne Centurions as an assistant manager in 2006 and was promoted to head manager in 2007.

Reeves worked as an undergraduate at Kentucky from 2000 to 2005, receiving his bachelor's degree in kinesiology with a minor in business in 2005. Following his graduation, he worked as an intern for the NFL's Miami Dolphins.

He is married to the former Leslie Young. They have two Great Danes: Bulleit and Basil.



CALEB CLINE

**Graduate Assistant • 2nd year
South Dakota, 2020**

- 2nd Year at Arkansas as Graduate Assistant.
- Pursuing Master's in Adult and Lifelong Learning.
- South Dakota, 2020 (BS - Kinesiology and Sport Management with a coaching minor)
- College Playing career: Walk on at the University of South Dakota
- Hometown: LeMars, Iowa (LeMars Community HS - 2015)



RAHEEM MARTIN

**Graduate Assistant • 2nd year
Greensboro College, 2016**

- 2nd Year at Arkansas as Graduate Assistant.
- Pursuing Master's in Adult and Lifelong Learning.
- Greensboro College, 2016 (BA - Criminal Justice)
- Spent one season as an assistant coach at Greensboro College (2019-20) and one season as an assistant coach at Richard Bland College (2017-18).
- Four-year letterman at Greensboro College (2013-16). Was USA South Defensive Player of the Year following the 2013-2014 season ... Finished his career with 85 blocks, which ranks third on the Pride all-time list, and ranked ninth in career steals with 116.
- Is the brother of Cody and Caleb Martin, who played for Eric Musselman at Nevada and are members of the Charlotte Hornets.
- Hometown: Mocksville, N.C. (Davie County HS - 2011).



JAKE ALBURTUS

**Graduate Assistant • 1st year
Western Michigan, 2020**

- 1st Year at Arkansas as Graduate Assistant.
- Pursuing Master's in Adult and Lifelong Learning.
- Western Michigan, 2020 (BS - Sport Management, Minor in Coaching)
- Student manager for WMU Men's Basketball 2016-2020. Served as head student manager his final two years.
- Served as a Graduate Assistant for WMU Men's Basketball for the 2020-21 season.
- Hometown: Lawrence, Mich. (Lawrence HS - 2016).



MARKUS BLACK

**Graduate Assistant • 1st year
Florida A&M University, 2010**

- 1st Year at Arkansas as Graduate Assistant.
- Pursuing Masters in Recreation and Sports Management.
- Florida A&M University, 2010 (BS - Graphic Design)
- Head Coach at Booker High School (2016-2021) in Sarasota, Fla.
- Four-time FACA Coach of the Year (17-19, '21), FABC 6A Coach of the Year (2018), HT Preps Coach of the Year (2018) ... Coached the team to an FHSAA Final Four appearance in his second season.
- NAACP Man of Valor Award Recipient (2018).
- Hometown: Sarasota, Fla (Booker HS - 2006).



SAM LITTLE

**Graduate Assistant • 1st year
Texas, 2020**

- 1st Year at Arkansas as Graduate Assistant.
- Pursuing Master's in Adult and Lifelong Learning.
- Texas, 2020 (BS - Sport Management, Minor in Coaching)
- Selected to participate in the 2021 TopConnect Graduate Assistant Leadership Academy.
- Three-year student manager for Texas Men's Basketball, Head Student Manager for 2019-20 season.
- One season as manager at UTSA Men's Basketball (2016-2017).
- Hometown: Austin, Texas (Dripping Springs HS - 2016).



TY McHONE

**Graduate Assistant • 1st year
Charlotte, 2019**

- 1st Year at Arkansas as Graduate Assistant.
- Pursuing Master's in Adult and Lifelong Learning.
- Charlotte, 2019 (BA - Communication Studies, Double minor in Africana Studies & Religious Studies)
- Student manager, social media marketing Intern and video coordinator Intern at Charlotte.
- Player Development Coach, assisting with NBA Draft Prospects (2018 & 2019).
- Assisted at Chris Paul's Elite Guard Camp held at CP3 Basketball Academy.
- Worked as a content production assistant with the NBA during 2019 All-Star Weekend.
- Hometown: Asheville, N.C. (T.C. Roberson HS - 2014).





TREY SMITH

**Graduate Assistant • 1st year
Findlay, 2020**

- 1st Year at Arkansas as Graduate Assistant.
- Pursuing Master's in Adult and Lifelong Learning.
- Findlay, 2020 (BS - Strength and Conditioning)
- Spent one season as an assistant coach at the University of Findlay.
- Four-year letterman at the University of Findlay (2016-19). Was first team All Great-Midwest Athletic Conference and first team All-Defense following the 2018-19 season ... Lead the conference in minutes played (31.3 per game) ... Shot 43.5 percent from 3-point range as a senior and ranked sixth in his league by making 77 triples for the season.
- Hometown: Ashland, Ohio (Ashland HS - 2015).



CAMDEN TAYLOR

**Graduate Assistant • 1st year
North Carolina A&T, 2019**

- 1st Year at Arkansas as Graduate Assistant.
- Pursuing Master's in Adult and Lifelong Learning.
- North Carolina A&T State University, 2019 (BS in Business Administration)
- Spent one year as a manager at NCAT (2019-2020) and one year as a graduate assistant at NCAT (2020-2021).
- Played on state Final Four basketball team as a senior at Eastmoor Academy High School.
- Father, Sean Taylor recorded over 300 wins as a head coach at Northland High School in Columbus, Ohio.
- Hometown: Columbus, Ohio (Eastmoor Academy HS - 2015).



CHASE BARAJAS

**Manager • 1st year
Allen, Texas**



KAM BRASFIELD

**Manager • 1st year
Little Rock, Ark.**



JONATHAN BRYE

**Manager • 1st year
Farmington, Ark.**



CHARLES DANIEL

**Manager • 2nd year
Little Rock, Ark.**



ALEX EDMISTON

**Manager • 1st year
Prairie Grove, Ark.**



JACOB HUNT

**Manager • 1st year
Fayetteville, Ark.**



WILL KLEINE

**Manager • 2nd year
Little Rock, Ark.**



ANDREW REEG

**Manager • 2nd year
Lake Geneva, Wis.**



RYAN REEG

**Manager • 1st year
Lake Geneva, Wis.**



JOSH ROBINSON

**Manager • 1st year
Springdale, Ark.**



SETH ROSENFELD

**Manager • 1st year
Fayetteville, Ark.**



JAROD SUMMONS

**Manager • 2nd year
Little Rock, Ark.**




TURNER SYMANCYK

**Manager • 1st year
Paradise Valley, Ariz.**



ALI TEJANI

**Manager • 1st year
Midland, Texas**





JAYLIN WILLIAMS

Was the first Razorbacks to come off the bench and grab 10 rebounds in a game three times. He also led the team by taking 16 charges.



IN THIS SECTION

Roster	32-33
Stanley Umude	34-35
JD Notae	36-37
Khalen "KK" Robinson	38-39
Trey Wade.....	40-41
Davonte "Devo" Davis	42-43
Au'Diese Toney	44-45
Jaylin Williams	46-47
Chris Lykes.....	48-49
Chance Moore.....	50-51
Jaxson Robinson.....	50-51
Kamani Johnson	52-53
Conner Vanover	54-55
Cade Arbogast.....	56-57
Lawson Blake.....	56-57
Career Game-By-Game Stats (Numerically)	58-64





2021-22 ARKANSAS RAZORBACKS

SEATED (L-R): Chris Lykes, Jaxson Robinson, Chance Moore, Khalen Robinson, Cade Arbogast, JD Notae.

STANDING (L-R): Stanley Umude, Trey Wade, Jaylin Williams, Connor Vanover, Lawson Blake, Kamani Johnson, Davonte Davis, Au'Diese Toney.

2021-22 ARKANSAS BASKETBALL NUMERICAL ROSTER

No.	Name	Pos.	Yr.	Ht.	Wt.	Hometown	High School/Previous School
0	Stanley Umude	G	Gr.Sr.	6-6	210	San Antonio, Texas	Warren HS / South Dakota
1	JD Notae	G	Sr.	6-2	190	Covington, Ga.	Newton HS / Jacksonville
2	Khaleen "KK" Robinson	G	So.	6-0	180	Little Rock, Ark.	Oak Hill (Va.) Academy
3	Trey Wade	F	Gr.Sr.	6-6	220	Marietta, Ga.	South Cobb HS / Wichita State
4	Davonte "Devo" Davis	G	So.	6-4	180	Jacksonville, Ark.	Jacksonville HS
5	Au'Diese Toney	G	Sr.	6-6	205	Huntsville, Ala.	Trinity Christian (N.C.) Academy / Pittsburgh
10	Jaylin Williams	F	So.	6-10	240	Fort Smith, Ark.	Fort Smith Northside HS
11	Chris Lykes	G	Gr.Sr.	5-7	160	Mitchellville, Md.	Gonzaga College (D.C.) HS / Miami
13	Chance Moore	G	Fr.	6-5	195	Brookhaven, Ga.	McEachern HS
14	Jaxson Robinson	G	So.	6-6	185	Ada, Okla.	Ada HS / Texas A&M
20	Kamani Johnson	F	R-Jr.	6-7	235	Brooklyn, N.Y.	Holy Spirit (Ga.) Prep School / Little Rock
21	Cade Arbogast	G	So.	6-3	170	Concord, Calif.	De La Salle HS / Lane (Ore.) CC
23	Connor Vanover	F	Jr.	7-3	215	Little Rock, Ark.	Findlay (Nev.) Prep / California
45	Lawson Blake	F	Fr.	6-10	225	Fayetteville, Ark.	Fayetteville HS / Link Year Prep (Mo.)

Head Coach: Eric Musselman (San Diego, 1987)

Assistant Coach: Clay Moser (Wisconsin-La Crosse, 1987)

Assistant Coach: Gus Argenal (UC Davis, 2004)

Assistant Coach: Keith Smart (Indiana, 1995)

Director of Operations: Anthony Ruta (Arizona State, 2012)

Director of Scouting and Analytics: Hays Myers (LSU, 2016)

Director of Recruiting/Asst. Director of Operations: Michael Musselman (San Diego, 2018)

Director of Player Development: Mike Ekanem (Texas Lutheran, 2005)

Director of Internal Operations: Riley Hall (Arkansas, 2016)

Recruiting Coordinator: Ronnie Brewer Jr. (Arkansas, 2015)

Asst. Director for Basketball Operations: Jon Blake (Arkansas, 2015)

Head Athletic Trainer: Matt Townsend (Idaho, 2017)

Head Strength Coach: Dave Richardson (Louisiana-Monroe, 1989)

Graduate Assistants: Caleb Cline (South Dakota, 2020) • Raheem Martin (Greensboro College, 2016) • Jake Alburtus (Western Michigan, 2020)

Markus Black (Florida A&M, 2010) • Sam Little (Texas, 2020) • Ty McHone (Charlotte, 2019) • Trey Smith (Findlay, 2020)

Camden Taylor (North Carolina A&T, 2019)

Pronunciation Guide

#0 Stanley Umude	UH-Moo-day
#1 JD Notae.....	No-Tay
#5 Au'Diese Toney	Awe-Deece
#12 Khaleen Robinson.....	Kay-lin
Gus Argenal.....	Are-Gin-nall
Anthony Ruta	ROO-tuh
Mike Ekanem	EE-cahn-Em





#0 Stanley Umude

G • Gr.Sr. • 6-6 • 210
San Antonio, Texas || Univ. of South Dakota



#1 JD Notae

G • Sr. • 6-2 • 190
Covington, Ga. || Jacksonville Univ.



#2 Khalen Robinson

G • So. • 6-0 • 175
Little Rock, Ark. || Oak Hill Academy (Va.)



#3 Trey Wade

F • Gr.Sr. • 6-6 • 220
Marietta, Ga. || Wichita State Univ.



#4 Davonte Davis

G • So. • 6-4 • 180
Jacksonville, Ark. || Jacksonville HS



#5 Au'Diese Toney

G • Sr. • 6-6 • 205
Huntsville, Ala. || Univ. of Pittsburgh



#10 Jaylin Williams

F • So. • 6-10 • 240
Fort Smith, Ark. || Fort Smith Northside HS



#11 Chris Lykes

G • Gr.Sr. • 5-7 • 160
Mitchellville, Md. || Univ. of Miami (Fla.)



#13 Chance Moore

G • Fr. • 6-5 • 195
Brookhaven, Ga. || McEachern HS



#14 Jaxson Robinson

G • So. • 6-6 • 185
Ada, Okla. || Texas A&M Univ.



#20 Kamani Johnson

F • R-Jr. • 6-7 • 235
Brooklyn, N.Y. || Univ. of Arkansas at Little Rock



#21 Cade Arbogast

G • So. • 6-3 • 170
Concord, Calif. || Lane CC (Ore.)



#23 Connor Vanover

F • Jr. • 7-3 • 215
Little Rock, Ark. || Univ. of California



#45 Lawson Blake

F • Fr. • 6-10 • 225
Fayetteville, Ark. || Link Year Prep (Mo.)



Eric Musselman



Keith Smart



Clay Moser



Gus Argenal



ANTHONY RUTA
Director of Basketball Operations



HAYS MYERS
Director of Scouting and Analytics



MICHAEL MUSSELMAN
Director of Recruiting/Assistant Director of Basketball Operations



Mike Ekanem
Director of Player Development



RONNIE BREWER Jr.
Recruiting Coordinator



RILEY HALL
Director of Internal Operations



JON BLAKE
Asst. Director for Administration





STANLEY UMUDE

G | Gr.Sr. | 6-6 | 210

San Antonio, Texas || Warren HS / South Dakota



@StanleyUmude_ @stanleyumude

DOUBLE-DOUBLES (13)

SOPHOMORE			(3)
12/29/18 • at North Dakota State	17 pts	11 reb	
02/07/19 • OMAHA	24 pts	10 reb	
02/20/19 • DENVER	18 pts	10 reb	
JUNIOR			(5)
11/30/19 • at Northern Arizona	18 pts	14 reb	
12/02/19 • at Washington	17 pts	13 reb	
12/06/19 • MOUNT MARTY	19 pts	14 reb	
01/19/20 • at South Dakota State	11 pts	10 reb	
01/30/20 • at Denver	23 pts	13 reb	
SENIOR			(5)
12/01/20 • at Nebraska	25 pts	12 reb	
12/12/20 • vs South Dakota State	41 pts	11 reb	
01/03/21 • DENVER	27 pts	11 reb	
01/23/21 • at Western Illinois	14 pts	11 reb	
02/13/21 • at North Dakota	26 pts	13 reb	

^ - Consecutive games

- Led his team in Pts: 40
- Led his team in Reb: 36
- Led his team Assists: 8
- Led his team in PTS+REB Same Gm 13
- Led his team in P+R+A Same Gm 4
- CAREER: Double-figure Pts: 71
- Double-figure Rebs: 14
- 20-pt gms: 31
- 30-pt gms / 40-pt gms: 5 / 1
- Gms with a 3PT FG: 60
- Gms with 3+ PT FG: 9
- Gms with 2+ Steals: 11
- Gms with 3+ Assists: 30
- Gms with 5+ Rebs: 61

PERSONAL BESTS

POINTS	41	vs South Dakota State (12/12/20)
FG MADE	17	vs South Dakota State (12/12/20)
FG ATT	26	vs South Dakota State (12/12/20)
3'S MADE	5	vs North Dakota State (11/25/20)
3'S ATT	9	vs North Dakota (12/10/20)
FT MADE	14	at Oral Roberts (02/15/20)
FT ATT	20	at Oral Roberts (02/15/20)
REBS	14 (2x)	last vs Mt. Morry (12/06/19)
ASSISTS	7	North Dakota State (02/19/20)
STEALS	3 (5x)	last vs at North Dakota (02/13/21)
BLOCKS	4 (2x)	last vs Denver (02/20/19)
MINUTES	41:00	vs Omaha (02/07/19)

Pronounced UH-Moo-day ... Member of the Southeastern Conference Men's and Women's Basketball Leadership Council ... Played four seasons at South Dakota, ... Tabbed first team All-Summit League twice (2021 and 2019) and earned second team all-league honors in 2020 ... Graduated from South Dakota in the spring of 2021 with a degree in general studies ... Is pursuing a second undergraduate degree at Arkansas in Arts & Sciences ... Scored 1,520 points at South Dakota to rank 11th on the Coyotes' all-time list while pulling down 549 rebounds (24th in USD history) with 183 assists, 91 blocked shots (8th in USD history) and 55 steals.

2020-21 (Senior at South Dakota):

Tabbed first team All-Summit League ... Voted NABC second team All-District 12 ... Led the Coyotes in scoring, ranked ninth in the NCAA and was second in the Summit League with 21.6 points per game while averaging 20.9 points in league play ... Ranked 32nd in the NCAA (2nd in the Summit League) free throws made (115) and 38th nationally (third in the conference) in defensive rebounds (6.48 average) ... In the Summit League, ranked third in double-doubles (5), eighth in field goal percentage (.471), second in free throw attempts (144), eighth in free throw percentage (.799) and fifth in rebounds (7.0) ... Scored a career-high 41 points, making 17 field goals in the process, versus South Dakota State ... The 41 points tied for the fourth-best, single-game production in the nation for the season while his 17 field goals made were the most in NCAA Division I ... Recorded 20-plus points 14 times and 30-plus points five times ... Was one of three players in the nation to score 37 or more points twice ... A two-time Summit League Player of the Week ... The Summit League December Athlete of the Month ... Recorded games of 24 and 23 in USD's two games at the conference tournament in Sioux Falls, S.D., to earn a spot on the Summit League All-Tournament team.

2019-20 (Junior at South Dakota):

Earned second team All-Summit League ... Started in all 32 games on the season ... Second on the team with 16.7 points per game, a mark that increased to 17.1 points during conference play ... Grabbed 6.3 rebounds per game which ranked second on the team ... Swatted a team-high 1.3 blocks per game to rank second in the Summit League while is total of 43 ranks ninth-best on the USD single-season list ... Ranked in the Summit League top 10 in scoring (9th, 16.7 ppg), free throws made (6th, 117), field goal percentage (.9th, .459), double-doubles (5th, 5) and defensive rebounds (5th, 5.84 avg.) ... Scored a season-high 28 points against Western Illinois (Feb. 12) ... Attempted a single-game record 20 free-throws and made 14 against Oral Roberts (Feb. 15) ... Recorded 27 double-digit scoring games ... Scored 20 or more points on nine occasions, which was second on the team ... Grabbed 10 or more rebounds five different times, leading USD ... Notched five double-doubles on the season, leading USD ... Led USD in scoring 13 times ... Recorded 43 blocks on the season, which ranked ninth in a single-season in program history ... Voted preseason Summit League Player of the Year.

2018-19 (Sophomore at South Dakota):

Voted first team All-Summit League ... Earned Summit League Player of the Week on Jan. 14 ... Had the top freshman-to-sophomore year point-per-game increase in the nation at 13.3 points per game ... Had the nation's largest point-per-game increase for players who played for same Division I team in back-to-back seasons ... Played in all 30 games making 18 starts ... Averaged a team-best 14.4 points per game ... Points per game average increased to 17.1 in conference games, ranking sixth in the league ... Grabbed 5.5 rebounds per game, ranking second on squad ... Ranked second in Summit League (1.23 avg.) and fourth in total rejections (37) ... Led the team and was ninth in the league in field goal percentage (.491) ... Scored a season-high 32 points at Purdue Fort Wayne (Jan. 30) ... Became just the third Coyote in six seasons to tally 30-plus points ... Grabbed a career-high 11 rebounds at North Dakota State (Dec. 29) ... Tallied three double-doubles on the season, leading USD ... Had 10 or more rebounds on four occasions ... Scored 20 or more points in eight games ... Tallied double digits in 19 games ... Led USD in scoring in 13 games.

2017-18 (Freshman at South Dakota):

Saw action in 14 games as a true freshman ... One of two true freshman to see action ... Averaged 3.4 minutes and 1.1 points per game ... Played a season-high 13 minutes against Northland College (12/21) ... Scored a season-best nine points and grabbed a season-best three rebounds against Peru State (2/11) ... Saw action in all three Summit League Tournament games.

High School:

Played at Warren High School ... Averaged 23.2 points, 6.2 rebounds, 2.4 blocks and 2.1 assists per game as a senior ... Earned 28-6A All-District honors as a sophomore and senior ... Averaged 24 points per game before sustaining an injury during junior season.

Personal

Born April 12, 1999 in San Antonio, Texas ... Son of Funmi Umude ... Has two sisters Sidney and Stephanie ... He is the first in his family born in the USA, the rest were all born in Nigeria ... Enjoys cooking, singing and dancing.



STANLEY UMUDE CAREER STATISTICS

Year	GP	GS	Min	Avg	FG	FGA	Pct	3FG	3FGA	Pct	FT	FTA	Pct	Off	Def	Tot	Avg	PF	FO	Ast	TO	Blk	Stl	Pts	Avg
2017-18 (USD)	14	0	47	3.4	4	14	.286	0	3	.000	7	10	.700	0	7	7	0.5	3	0	2	6	2	1	15	1.1
2018-19 (USD)	30	18	797	28.6	156	318	.491	26	74	.351	94	134	.701	32	133	165	5.5	89	2	41	51	37	22	432	14.4
2019-20 (USD)	32	32	977	30.5	190	414	.459	36	108	.333	117	157	.745	22	179	201	6.3	76	1	66	64	43	21	533	16.7
2020-21 (USD)	25	25	807	32.3	193	410	.471	39	110	.355	115	144	.797	14	162	176	7.0	53	0	74	63	9	11	540	21.6
TOTAL	101	75	2632	26.1	543	1156	.470	101	295	.342	333	445	.748	68	481	549	5.4	221	3	183	184	91	55	1520	15.1







JD NOTAE

G | Sr. | 6-2 | 190

Covington, Ga. || Newton HS / Jacksonville Univ.

1

Pronounced No-Tay

2020-21 (R-Jr. at Arkansas):

• **Named the Bleacher Report National Sixth Man of the Year and the SEC Coaches Sixth Man of the Year.**

Was Arkansas' first sub 16 times and Arkansas was 13-3 in those games ... Third on the team in scoring (12.8 ppg) but led the team in scoring 22.2 points per 40 minutes (Moses Moody was second at 19.9 ppg) ... Led the team in steals (46) and ranked 12th in the SEC in steals per game (1.44) ... Was seventh in the SEC in free throws made (92) ... Led team in scoring seven times ... Scored his 1,000th career point (5:09 of 2nd half) versus Central Arkansas ... Had a game-high 22 points versus the Bears, including 17 in the second half, adding three steals and six assists with just one turnover ... Versus Oral Roberts (Dec. 20), finished with 15 points, five rebounds, three assists and tied career-high with three blocked shots ... Scored 19 points in the win over Abilene Christian, including 17 in the second half ... Made two key 3-pointers – one to put Arkansas up 12 with 3:05 left and hit another to seal the win with 1:23 left ... Scored 21 in the win at Auburn, including 19 in the second half, with a season-high four assists ... Led the team with 19 points at Tennessee (season-best 63.6% shooting 7-of-11 FG) ... Led Arkansas and tied a then season-high with 22 points at LSU, including 14 in the first half ... Scored nine points during a 12-0 run for the Hogs ... Led the team with 19 points versus Ole Miss – 14 in the second half ... Had career-highs for free throws made (8) and free throws attempted – tied (9) versus the Rebels ... Scored 11 points in the win at Kentucky, including eight in the first half and making 2-of-3 from deep in the period ... Broke a mini slump with a 12-point performance in the Alabama win, making 2-of-4 from 3-point range ... His last triple gave Arkansas its largest lead (16 points with 5:22 left in the game) ... Played perhaps his best overall game – including his best defensive game – in the win over LSU ... Scored 18 points while tying a season-best with six rebounds (his most in an SEC game) and two steals while taking his fourth charge of the season ... Trumped that performance the next time out in the win at South Carolina with 21 points, five rebounds, five assists and five steals ... The 21 points and five assists both tie his best performances in an SEC game ... He became the first Razorback to have at least 20-5-5-5 in a game since Kareem Reid versus Louisville on Dec. 9, 1997 (HogStats.com) ... Only scored nine points in the season finale versus Texas A&M but they all came in the second half (making 6-of-6 FT) as Arkansas completed the come-from-behind win ... In the SEC quarterfinal versus Mizzou, had a season-best 27 points – his best as a Hog and his fourth-best overall in his career – with four assists and four rebounds ... Added three steals in SEC semifinal versus LSU ... Made three key 3's versus Colgate in the opening round of the NCAA Tournament ... Added three steals ... Down four to the Raiders, Notae scored six straight to put the hogs up two with 10:20 left ... With the game tied, made a triple then added two free throws and Arkansas led the rest of the way ... Last 3-pointer came with 3:21 left to put the game out of reach ... Down 10 in the first half to Texas Tech, hit back-to-back 3-pointers to start a 20-8 run to end the first half and give Arkansas a 2-point lead ... Only scored once in the second half, a free throw with 19 seconds for a 2-point lead ... Grabbed the final rebound on the defensive end to seal to win over the Red Raiders ... In the Elite 8 contest versus Baylor, tied for the team lead in scoring with 14 points despite playing just 14:47 after fouling out with 13:38 left in the second half ... Was 5-of-6 from the field, including 2-of-2 from 3-point.

2019-20 (Jr. at Arkansas):

Sat out the season per NCAA transfer rules.

2018-19 (So. at Jacksonville):

Voted **second team All-ASUN** after averaging 15.5 points, 6.2 rebounds and 3.4 assists; all team highs ... Scoring average ranked fifth in the ASUN while ranking fourth in assists, fourth in steals (1.6) and 10th in rebounding ... Posted 24 games in double figures, including nine 20-point games, with nine games of five assists or more and three games with at least 10 rebounds ... Had three double-doubles, including a triple double at Kennesaw State (15 points, 10 rebounds and 10 assists) ... First double-double was the game prior to triple double, posting 12 points with 13 rebounds versus Lipscomb ... Other double-double came versus Stetson as he scored 16 points and grabbed a career-high 14 rebounds ... Scored a career-high 40 points, adding eight rebounds and five assists, versus Florida Memorial ... Made 16-of-22 shots from the field and 5-of-6 from 3-point range ... Had 29 points and five assists in the regular-season finale versus Florida Gulf Coast ... Versus Indiana, posted 15 point and rebounds.

2017-18 (Fr. at Jacksonville):

Named **ASUN Freshman of the Year** after averaging 15.4 points, 4.7 rebounds and 1.8 steals while shooting 41 percent from 3-point range ... Started all 28 games he appeared in until injuring his foot and missing the final five games of the year ... Scored 432 points, the second-most by a Dolphin freshman in a season ... Scored a then career-high 30 points vs. Middle Georgia State ... Scored 20 or more points seven times, four times in ASUN play ... Knocked down a season-best five three-pointers twice (at UAB, at Michigan) ... Hit two free throws with one second left to lead the Dolphins to a win at Stetson ... Led ASUN freshman in scoring (15.4 ppg), minutes (31.4 mpg) and steals (49) ... Was the ASUN Player of the Week once and Newcomer of the Week twice.

High School:

Was a four-year starter at Newton High School ... Averaged 22 points, 5 rebounds and 2.5 steals per game ... Led his team to the 2016-17 7A Elite 8 with a 26-2 record ... 2016 GACA All-State member, Region Tourney Player of the Year and All-Region 2 AAAAAA team ... In AAU ball, was named the Atlanta Lightning MVP in 2014, 2016, and 2017.

Personal:

Born Oct. 27, 1998 in Covington, Ga. ... Son of Stacy Notae ... Has four siblings: Jeremiah, Munie, Bailey and Keyanna ... Majoring in recreation and sport management.

@jdnotae

@dimebagnotae

- 2021 SEC Coaches Sixth Man of the Year
- 2021 Bleacher Report National Sixth Man of the Year

TRIPLE-DOUBLES (1)

01/09/19 • at Kennesaw State 15-10-10

DOUBLE-DOUBLES (5)

FRESHMAN (2)
 11/26/17 • Gardner-Webb 17 pts 10 reb
 12/09/17 • Florida National 14 pts 10 reb

SOPHOMORE (3)
 01/05/19 • Lipscomb ^ 12 pts 13 reb
 01/09/19 • at Kennesaw State ^* 15 pts 10 reb
 01/30/19 • Stetson 16 pts 14 reb

^ - back-to-back games * - part of a triple double

- Scored 1,000th Point vs UCA (12/20/20)
- Led his team/ARK in Pts:38/7
- Led his team/ARK in Rebs:16/0
- Led his team/ARK in Assists:.....23/4
- CAREER: Double-figure Pts:68/21
 20-pt gms:.....20/5
 30-pt gms / 40-pt gms: 1 / 1
 Gms with a 3PT FG:.....73/26
 Gms with 3+ 3PT FG:.....26/8
 Gms with 3+ Steals:27/7
 Gms with 3+ Assists:.....39/9
 Gms with 5+ Rebs:45/9

PERSONAL BESTS

POINTS
 Career: 40 vs Florida Memorial (11/21/18)
 SEC: 21 (2x) last at South Carolina (03/02/21)

FG MADE
 Career: 16 vs Florida Memorial (11/21/18)
 SEC: 9 at South Carolina (03/02/21)

FG ATTEMPTED
 Career: 23 at NC State (12/22/17)
 SEC: 20 at LSU (01/12/21)

3-POINT FG MADE
 Career: 5 (6x) last vs FGCU (03/01/19)
 SEC: 3 (3x) last vs Ole Miss (01/27/21)

3-PT FG ATTEMPTS
 Career: 14 vs FGCU (03/01/19)
 SEC: 10 at LSU (01/12/21)

FT MADE
 Career: 8 vs Ole Miss (01/27/21)
 SEC: 8 vs Ole Miss (01/27/21)

FT ATTEMPTED
 Career: 9 (4x) last vs LSU (02/27/21)
 SEC: 9 (3x) last vs LSU (02/27/21)

REBOUNDS
 Career: 14 vs Stetson (01/30/19)
 SEC: 6 vs LSU (02/27/21)

ASSISTS
 Career: 10 at Kennesaw State (01/09/19)
 SEC: 5 at South Carolina (03/02/21)

STEALS
 Career: 5 (3x) last at South Carolina (03/02/21)
 SEC: 5 at South Carolina (03/02/21)

BLOCKED SHOTS
 Career: 3 (4x) last vs Oral Roberts (12/20/20)
 SEC: 2 at Auburn (12/30/20)

MINUTES
 Career: 46 vs Gardner-Webb (11/26/17)
 SEC: 31:37 vs LSU (02/27/21)



JD NOTAE CAREER STATISTICS

Year	GP	GS	Min	Avg	FG	FGA	Pct	3FG	3FGA	Pct	FT	FTA	Pct	Off	Def	Tot	Avg	PF	FO	Ast	TO	Blk	Stl	Pts	Avg
2017-18 (JAX)	28	28	879	31.4	159	388	.410	49	121	.405	65	93	.699	28	103	131	4.7	60	2	54	72	14	49	432	15.4
2018-19 (JAX)	32	23	932	29.1	177	415	.427	62	194	.320	81	111	.730	29	168	197	6.2	76	4	109	106	14	52	497	15.5
2020-21 (ARK)	32	1	719	22.5	131	343	.382	56	167	.335	92	121	.760	16	84	100	3.1	47	2	61	66	11	46	410	12.8
TOTAL	92	52	2530	27.5	467	1146	.408	167	482	.346	238	325	.732	73	355	428	4.7	183	8	224	244	39	147	1339	14.6







KHALEN "KK" ROBINSON

2

G | So. | 6-0 | 180
Little Rock, Ark. || Oak Hill Academy (Va.)

Twitter @onekrob2

Instagram @khal2n

CAREER: Double-figure Pts:	1
20-pt gms:	-
Gms with a 3PT FG:	2
Gms with 3+ 3PT FG:	1
Gms with 3+ Assists:	1

Pronounced Kay-Lin

Freshman (2020-21):

Named the SEC First-Year Academic Honor Roll.

Only played in the first 11 games before having season-ending foot surgery to repair a fracture on his right foot on Jan. 10, 2021 ... Scored 15 points in collegiate debut (5-8 FG • 3-5 3PT) with three assists, three rebounds and a steal ... Had four assists and five points with zero turnovers in a season-high 21 minutes played versus Lipscomb

High School:

Was rated the 36th-best incoming freshman in the nation and the 7th-best combo guard by 247Sports.com ... Was rated the 59th-best incoming freshman in the nation and the 10th-best point guard by 247Sports.com Composite ... Was rated the 79th-best incoming freshman in the nation and the 18th-best point guard by ESPN.com ... Was rated the 62nd-best incoming freshman in the nation and the 14th-best point guard by Rivals.com ... 2020 MaxPreps Virginia All-State first team ... 2-time Arkansas 7A All-State selection ... Oak Hill was ranked 7th in the nation in the ESPN final poll ... Averaged 10.7 points, 7.5 assists, 4.8 rebounds and 3.7 steals per game ... Helped lead his team to a 37-3 record and a final ranking of #7 in the ESPN poll ... Averaged 18 points, 4.5 rebounds, three assists and three steals as a junior at Bryant High School while leading the Hornets to the Class 6A state championship game. He was tabbed honorable mention All-State on the Arkansas Sports Media Super Team ... Robinson was named to the 2018 and 2019 Arkansas 7A All-State team as well as the 3A All-State team in 2017 when playing for Episcopal Collegiate HS.

Personal:

Born Aug. 7, 2001 in Little Rock ... Son of Kelvin and Rheagan Robinson ... Has four brothers: Kelvin, Khasen, Kellen and Kollin ... Major is recreation and sport management.

PERSONAL BESTS

POINTS	Career: 15	vs Miss Valley State (11/25/20)
SEC:	-	-
FG MADE	Career: 5	vs Miss Valley State (11/25/20)
SEC:	-	-
FG ATTEMPTED	Career: 8	vs Miss Valley State (11/25/20)
SEC:	-	-
3-POINT FG MADE	Career: 3	vs Miss Valley State (11/25/20)
SEC:	-	-
3-PT FG ATTEMPTS	Career: 5	vs Miss Valley State (11/25/20)
SEC:	-	-
FT MADE	Career: 2 (2x)	last vs North Texas (11/28/20)
SEC:	-	-
FT ATTEMPTED	Career: 2 (3x)	last vs Southern (12/09/20)
SEC:	-	-
REBOUNDS	Career: 3	vs Miss Valley State (11/25/20)
SEC:	2	at Tennessee (01/06/21)
ASSISTS	Career: 4	vs Lipscomb (12/05/20)
SEC:	1	at Tennessee (01/06/21)
STEALS	Career: 1	vs Miss Valley State (11/25/20)
SEC:	-	-
BLOCKED SHOTS	Career: 1	vs Oral Roberts (12/20/20)
SEC:	-	-
MINUTES	Career: 20:36	vs Miss Valley State (11/25/20)
SEC:	4:52	at Tennessee (01/06/21)



KHALEN ROBINSON CAREER STATISTICS

Year	GP	GS	Min	Avg	FG	FGA	Pct	3FG	3FGA	Pct	FT	FTA	Pct	Off	Def	Tot	Avg	PF	FO	Ast	TO	Bk	Stl	Pts	Avg
2020-21	11	0	92	8.4	9	21	.429	5	12	.417	6	8	.750	0	10	10	0.9	16	1	11	6	1	3	29	2.6







TREY WADE

3

F | Gr.Sr. | 6-6 | 220

Marietta, Ga. || South Cobb HS / Wichita State



@treywade35

@thetreywade5

DOUBLE-DOUBLES (3)

FRESHMAN	(1)
03/07/18 • vs UTSA	10 pts 10 reb
JUNIOR	(2)
11/05/19 • OMAHA	19 pts 11 reb
12/14/19 • OKLAHOMA	11 pts 15 reb

- Led his team in Pts: 9
- Led his team in Reb: 17
- Led his team Assists: 3
- Led his team in PT-REB same game: 3
- CAREER: Double-figure Pts: 21
- Double-figure Rebs: 4
- 20-pt gms: 3
- Gms with a 3PT FG: 42
- Gms with 3+ Steals: 3
- Gms with 3+ Assists: 11
- Gms with 5+ Rebs: 48

PERSONAL BESTS

POINTS	23	at Tulane (03/03/21)
FG MADE	9	at Tulane (03/03/21)
FG ATT	15	at UAB (01/25/18)
3'S MADE	4 (2x)	last at Tulane (03/03/21)
3'S ATT	8	at UAB (01/25/18)
FT MADE	4 (2x)	last at South Florida (12/22/20)
FT ATT	7	vs Omaha (11/05/19)
REBS	15	vs Oklahoma (12/14/19)
ASSISTS	5 (2x)	vs UCF (01/30/21)
STEALS	3 (3x)	vs Cincinnati (03/13/21)
BLOCKS	4	vs FIU (01/13/18)
MINUTES	34:18	vs Temple (02/27/20)

Was a two-year starter at Wichita State after playing a season each at UTEP and South Plains (Texas) Junior College ... Graduated from Wichita State in the Spring of 2021 with a degree in general studies (sociology) ... He is pursuing his Master's in adult and lifelong learning at Arkansas.

2020-21 (Senior at WSU):

Played in all 22 games and started all but one ... Averaged 6.8 points and a team-best 5.5 rebounds in 26.0 minutes-per-game to help the Shockers win the 2020-21 American Athletic Conference regular-season championship and earn an at-large berth to the NCAA Tournament ... His 1.8 offensive rebounds-per-game ranked eighth on the conference leaderboard ... Shot 40 percent from the field, including 18-of-60 from 3-point range (.300) ... Committed just 18 turnovers while totaling 33 assists, 13 blocks and 10 steals ... Made his NCAA tournament debut against Drake (Mar. 18) and tallied five points, seven rebounds, two blocks and a steal in 27 minutes ... Erupted for a career-high 23 points on 4-of-5 three-point shooting to key a win at Tulane (Mar. 5) ... Scored in double-figures on two other occasions, including a 12-point, two-block effort against Temple (Feb. 7) ... Also scored 11 points and grabbed seven rebounds to help the Shockers win their conference opener at Tulsa (Dec. 15) ... Tallied seven points and matched his career-high with five assists in 24 turnover-free minutes to key an overtime win over UCF (Jan. 30) ... Gave WSU the lead for good with a 3-pointer at the 2:59-mark in an 83-79 win at Ole Miss (Jan. 2) and finished with nine points, a season-high 10 rebounds and five assists ... Made the Fall 2020 Athletic Director's Honor Roll (semester GPA of 3.0 or higher).

2019-20 (Junior at WSU):

Appeared in all 31 games and made a team-high 27 starts ... Averaged 7.4 points and 5.4 rebounds in 23.7 minutes and totaled 13 blocks and 21 steals ... Snagged a team-best 62 offensive rebounds ... Was the team's leading rebounder on nine occasions ... Nailed 22 threes on 32.4 percent accuracy ... Four-time winner of Gregg Marshall's "Junk Yard Dog" Award ... Tallied two double-doubles ... In his debut with the Shockers, scored 19 points and grabbed 11 rebounds versus Omaha ... Was the first WSU newcomer in 20 years to debut with a double-double ... Followed that with a 10-rebounds performance versus Texas Southern ... His second double-double came in a win versus Oklahoma and included a career-high 15 rebounds (10 offensive) with 11 points ... Scored a season-high 21 points on 8-of-9 shooting (4-for-5 3PT) versus Temple (Feb. 27) ... He made all seven shots in an 18-point first half ... Contributed six points and five rebounds in a key conference win over No. 21 Memphis (Jan. 9) ... Tallied 11 points, six rebounds and four assists in a Cancun Challenge semifinal win over South Carolina (Nov. 26) ... Dunked twice and shared the team-scoring lead with 14 points in a 68-59 win over ORU (Nov. 23) ... Named to the AAC All-Academic Team (3.00+ GPA during the 2019-20 school year).

2018-19 (Sophomore at South Plains JC):

An all-region and all-conference performer for South Plains (Texas) Junior College ... Rated the No. 23 junior college recruit in the class of 2019 by jucorecruiting.com ... Helped the Texans (29-9) to a No. 2 national ranking, the Region V title and a semifinal appearance at the 2019 NJCAA National Tournament ... Tallied 22 points, seven rebounds and six assists in a quarterfinal win over Trinity Valley CC ... Started 34 games and averaged 13.4 points, 6.9 rebounds in 23.3 minutes-per-game while competing in one of the nation's toughest JUCO conferences ... Shot 51.5 percent from the field.

2017-18 (Redshirt Freshman at UTEP):

Averaged 7.2 points, 4.2 rebounds and 17.8 minutes-per-game ... Appeared in 25 games with six starts ... Ranked second on the team and 11th on the C-USA leaderboard with 23 blocked shots ... Swatted 14 shots in 18 C-USA games ... Shot 48.1 percent from the field, including 18-of-52 from deep (.346)... Scored in double-figures nine times ... Set season-highs for points (22), steals (3) and minutes (33) at UAB on Jan. 25, 2018 ... Logged his first career double-double (10 pts and 10 reb) in the season finale against UTSA on Mar. 7.

2016-17 (Freshman at UTEP):

Sat out the season ... Practiced with the team but did not see game action.

High School:

Averaged 19.1 points, 7.5 rebounds and 2.2 blocks in 2015-16 as a senior at South Cobb High School in Austell, Ga. ... Garnered first team all-region honors ... Three-year varsity letterwinner ... Member of a Class 6A Elite Eight team in back-to-back years as a sophomore and junior ... Prep single-game bests were 43 points and 10 rebounds.

Personal:

Born July, 28, 1998 in Atlanta, Ga. ... Son of Tiffany and Nelson Wade ... Sister Tamaira Wade; brothers Tony and Trevin Wade ... His uncle, Kenny Banks, was a member of the Arkansas track & field programs.



TREY WADE CAREER STATISTICS

Year	GP	GS	Min	Avg	FG	FGA	Pct	3FG	3FGA	Pct	FT	FTA	Pct	Off	Def	Tot	Avg	PF	FO	Ast	TO	Blk	Stl	Pts	Avg
2017-18 (UTEP)	25	6	444	17.8	77	160	.481	18	52	.346	8	24	.333	29	75	104	4.2	40	1	9	18	23	10	180	7.2
2019-20 (WSU)	31	27	730	23.5	86	200	.430	22	68	.324	35	60	.583	62	106	168	5.4	46	0	41	30	13	21	229	7.4
2020-21 (WSU)	22	21	573	26.0	56	139	.403	19	61	.311	16	29	.552	42	82	124	5.6	37	0	34	18	15	11	147	6.7
TOTAL	78	54	1750	22.4	219	499	.439	59	181	.326	59	113	.521	133	263	396	5.1	123	1	84	66	51	42	556	7.1







DAVONTE "DEVO" DAVIS

4

G | So. | 6-4 | 180

Jacksonville, Ark. || Jacksonville HS

@MrDevoBuckets

@devofor3

• Led the Razorbacks in Pts:.....	3
• Led the Razorbacks in Rebs:.....	2
• Led the Razorbacks in Assists:.....	6
• Led the Razorbacks in Assists:.....	8
• CAREER: Double-figure Pts:.....	13
20-pt gms:.....	1
Gms with a 3PT FG:.....	2
Gms with 3+ 3PT FG:.....	-
Gms with 5+ Rebs:.....	11
Gms with 3+ Steals:.....	2

PERSONAL BESTS

POINTS	
Career: 20	vs Georgia (01/09/21)
SEC: 20	vs Georgia (01/09/21)
FG MADE	
Career: 9	vs Georgia (01/09/21)
SEC: 9	vs Georgia (01/09/21)
FG ATTEMPTED	
Career: 14 (2x)	last vs Florida (02/16/21)
SEC: 14 (2x)	last vs Florida (02/16/21)
3-POINT FG MADE	
Career: 1 (2x)	vs Georgia (01/09/21)
SEC: 1	vs Georgia (01/09/21)
3-PT FG ATTEMPTS	
Career: 2	vs Georgia (01/09/21)
SEC: 2	vs Georgia (01/09/21)
FT MADE	
Career: 4	vs Florida (02/16/21)
SEC: 4	vs Florida (02/16/21)
FT ATTEMPTED	
Career: 6	vs Missouri (03/13/21)
SEC: 4 (2x)	last vs Florida (02/16/21)
REBOUNDS	
Career: 8 (4x)	last vs Oral Roberts (03/27/21)
SEC: 8 (2x)	last at South Carolina (03/02/21)
ASSISTS	
Career: 6 (2x)	last vs LSU (02/27/21)
SEC: 6 (2x)	last vs LSU (02/27/21)
STEALS	
Career: 4	vs LSU (03/13/21)
SEC: 3	vs Missouri (01/02/21)
BLOCKED SHOTS	
Career: 2	vs Colgate (03/19/21)
SEC: 1 (3x)	last at Missouri (02/13/21)
MINUTES	
Career: 38:52	vs Texas A&M (03/06/21)
SEC: 38:52	vs Texas A&M (03/06/21)

Freshman (2020-21):

Named the SEC First-Year Academic Honor Roll ... Made the Department's Honor Roll (GPA between 3.0-3.49) for Fall 2020 and Spring of 2021

Played in 30 games with 17 starts, including each of the last 14 ... In the postseason (SEC/NCAA), averaged 12.3 points and was second on the team in rebound average (6.7) and assists (17) ... Hit the game-winning shot versus Oral Roberts with 3.1 seconds in the NCAA Sweet 16 ... Second on the team in deflections with 160 ... Led the team with 10 deflections at Auburn, nine versus Missouri and nine at LSU ... Added 10 versus Georgia ... 1 of 2 Razorback freshmen to ever have at least 15 points, 5 rebounds and 5 assists in a game and the only Razorback rookie to do it twice as he accomplished the feat versus Georgia (01/09/21) – 20 points • 7 rebounds • 6 assists – and vs LSU (2/27/21) – 15 points • 5 rebounds • 6 assists ... Led the team with 14 points versus Southern, adding seven rebounds in just 16:20 minutes played ... Made four "game-winning" plays during a decisive 10-0 run to help secure the win at Auburn ... In his first career start (vs Missouri Jan. 2), had four rebounds and a career-high three steals ... Scored 10 points – all in the second half – in the win over Auburn (1/20) to help Arkansas erase a 12-point halftime deficit ... Came off the bench vs Ole Miss to provide a huge spark at the time as he made his first four shots with two steals that led to layups... Finished with 14 points (7-of-9 shooting) and six rebounds ... Sparked Arkansas in the first half at Oklahoma State, scoring eight of his 13 points and getting all three of his steals ... In his fourth start, just missed a double-double with 10 points and a season-high eight rebounds with two assists versus Mississippi State ... Only scored four points and had just two rebounds at Kentucky, but impacted the game ... Led the team with a +9 thanks to three assists, zero turnovers and two steals ... The last steal came on the final play to seal the win ... At Missouri, sealed the win with a blocked shot with 4.7 seconds left ... Led the team with 18 points in the win over Florida ... After Florida took its only lead 62-61, put the Hogs back on top with a fast break layup and he added two free throws with 28 seconds left to go up eight ... At South Carolina, tied for the team lead and tied his season-high with eight rebounds ... Closed the regular season with a 12-point performance in the Texas A&M win, making several key baskets ... Led the team in assists (5) with six rebounds ... Made two critical steals down the stretch versus the Aggies ... First, with 45 seconds left and Arkansas up one, he tipped an inbound pass and eventually made a pass to Justin Smith for a fast break dunk ... Second, up five with eight seconds left, had a steal and fast break dunk to seal the win ... Had two solid games in the SEC Tournament as he averaged 7.0 rebounds, 4.5 assists and 2.5 steals with 15 deflections ... Versus Missouri, had six boards, four assists and 11 points ... Versus LSU, pulled down eight boards, tying a season-high, with five assists (just one turnover) and a season-high four steals, adding 10 deflections ... Versus Colgate, started a 17-0 first half run with two steals and made a layup at the buzzer in the run for a 36-33 halftime lead ... Finished with 12 points, six rebounds, three assists, two steals and career-high two blocked shots ... the Texas Tech win, had 15 points and six rebounds ... Did not allow TTU leading scorer to get off a shot over the final 10 minutes ... Scored the game-winner versus Oral Roberts with 3.1 seconds left in the Sweet 16 win ... Finished with 16 points and tied his career high with eight rebounds ... Versus Baylor in the Elite 8, tied for the team lead in both points (14) and rebounds (6).

High School:

Was rated the 86th-best incoming freshman in the nation and the 19th-best shooting guard by ESPN.com ... Was rated the 103rd-best incoming freshman in the nation and the 15th-best combo guard by 247Sports.com Composite ... Was rated the 125th-best incoming freshman in the nation and the 29th-best shooting guard by Rivals.com ... Was rated the 153rd-best incoming freshman in the nation and the 20th-best combo guard by 247Sports.com ... 2020 Arkansas Democrat-Gazette Boys Player of the Year ... 2020 Hogville.net's Arkansas Boys High School Co-Player of the Year (with Jaylin Williams) ... 4-time All-State, including 2-time Democrat-Gazette first team All-State (all divisions) ... 2020 MaxPrep 1st Team All-State ... 2019 USA TODAY first team All-State ... Averaged 21 points, 10 rebounds, eight assists and three steals per game in his senior season ... Led the Titans to a 20-5 overall record and the 5A-Central Conference title with a 13-1 mark ... Jacksonville also reached the Class 5A state championship game ... Scored in double figures every game and had 17 double-doubles in points and assists ... Even more impressive, he registered seven triple-doubles ... Earned his fourth All-State honor in 2020 and was named to the 2020 Arkansas Democrat-Gazette first-team All-Arkansas team (all classes) ... Named to the 2019 USA TODAY All-Arkansas first team as a junior as he averaged 18.5 points, 5.3 rebounds and six assists per game ... Overall, he is a four-time Arkansas Activities Association All-State selection, making the 2019 and 2020 5A team with Jacksonville HS and the 2A teams in 2017 and 2018 while playing at Jacksonville Lighthouse ... As a sophomore, Davis averaged 18.4 points, 8 assists, 7 rebounds and 2 steals ... As a freshman, Davis averaged 16 points and seven rebounds in leading Lighthouse to conference and regional championships as well as the Class 2A state semifinal ... He played for Woodz Elite in the Nike EYBL

Personal:

Born Sept. 24, 2001 in Jacksonville, Ark. ... Son of Terrie Davis and Grandson of Yvette Davis ... Majoring in recreation and sport management ... Would like to open his own zoo.



DAVONTE DAVIS CAREER STATISTICS

Year	GP	GS	Min	Avg	FG	FGA	Pct	3FG	3FGA	Pct	FT	FTA	Pct	Off	Def	Tot	Avg	PF	FO	Ast	TO	Blk	Stl	Pts	Avg
2020-21	30	17	716	23.9	109	229	.476	2	13	.154	34	45	.756	36	98	134	4.5	70	0	64	48	5	35	254	8.5







AU'DIESE TONEY

5

G | Sr. | 6-6 | 205

Huntsville, Ala. || Trinity Christian (N.C.) Acad. / Pittsburgh

@thefuturetoney

@at.loading

DOUBLE-DOUBLES (3)

SOPHOMORE	(1)
02/02/20 • MIAMI	15 pts 10 reb
JUNIOR	(2)
01/06/21 • at Syracuse	12 pts 14 reb
01/19/21 • DUKE	22 pts 11 reb

Pronounced Awe-Deece ... Played three seasons with the Pitt Panthers.

2020-21 (Jr. at Pitt):

Played and started in 16 games while averaging 14.4 points and 5.9 rebounds - both second-best on the team ... In ACC play, averaged 13.5 points and 6.4 rebounds - also second-best on the team ... In his final game with the Panthers, posted 17 points, five rebounds and three assists versus NC State ... Recorded 15 points, nine rebounds and two steals at Georgia Tech ... Tallied a double-double with 22 points and 11 rebounds in a home win over Duke ... Also in that game, set career highs in free throws made (13) and free throw attempts (17) ... Scored 18 points and added five rebounds and two steals in a home win over Syracuse ... Recorded his first double-double of the season with 12 points and a career-high 14 rebounds in a road win at Syracuse. ... His putback with 8.2 seconds remaining gave the Panthers their first lead of the game (61-60) and Pitt went on to win 63-60 ... Delivered 15 points, five rebounds, three assists and two steals in a win at Miami ... Finished with 18 points and eight rebounds (five offensive boards) in a road win over Northwestern ... Knocked down a pair of 3-point field goals and finished with 15 points and five assists against Northern Illinois ... Topped the 20-point mark in each of the first two games of the season, becoming the first Panther to accomplish that feat since the 2011-12 season ... Went 7-of-11 from the field and got to the free throw line 11 times en route to a 20-point, four-rebound, six-assist effort in a win over Drexel ... Opened the season with 20 points, seven rebounds and three steals against Saint Francis ... Was 8-of-11 from the field, including a career-best 4-of-6 from 3-point range.

2019-20 (So. at Pitt):

Averaged 9.5 points and 4.9 rebounds while starting 25 of 31 games played ... Shot 46.1 percent (107-of-232) from the field, including 32.8 percent (22-of-67) from three-point range ... Scored in double figures 14 times, including a pair of games with 20 or more points scored ... Led the team in scoring four times and in rebounds on six occasions ... Averaged 11.7 points and 4.9 rebounds per game, while shooting 48.9 percent (87-of-178) from the field over the final 22 games of the season ... Recorded 11 of his 14 double-figure scoring games in that span ... Had 10 points, four rebounds, four assists and four steals in an ACC Tournament win over Wake Forest (3/10) ... Scored a game-high 24 points on 9-of-13 shooting from the field at NC State (2/29) ... Added six rebounds and two steals versus the Wolfpack ... Went 6-of-8 from the field and finished with 13 points and four rebounds against Virginia (2/22) ... Posted 15 points and seven rebounds at No. 8 Florida State (2/18) ... Recorded his first career double-double with 15 points and 10 rebounds in a win over Miami (2/2) ... Went 5-of-7 from the field and scored 13 points in the opening half of play ... Posted a career-high 27 points on 11-of-19 shooting from the field at No. 9 Duke (1/28) ... Also established career bests in field goals, field goal attempts, three-point field goals (three) and minutes played (40) ... Scored 16 points on 7-of-9 shooting from the field in the win over Boston College (1/22) ... Registered nine points, seven rebounds and two steals in a home win over North Carolina (1/18).

2018-19 (Fr. at Pitt):

Started in 28 of the 32 games he appeared in ... Averaged 7.5 points and 5.6 rebounds per game ... Led the team in total rebounds (179), offensive rebounds (61) and rebounds per game (5.6) ... Ranked in the top 25 in the ACC in rebounds ... Had five or more rebounds in 18 contests ... Scored in double figures nine times with one 20-point game ... Scored 12 points as well as grabbing seven rebounds at No. 2 Virginia (3/2) ... Went 5-of-7 from the field ... Grabbed a season-high 11 rebounds at Georgia Tech (2/20) ... Recorded nine rebounds along with seven points and two steals at Syracuse (1/19) ... Went 7-of-10 from the field and finished with 17 points along with six rebounds at No. 15 NC State (1/12) ... Posted nine points and eight rebounds in a win over No. 11 Florida State (1/14) ... Finished with 14 points and three rebounds in a win over Colgate (12/29) ... Recorded his first 20-point game of his college career, finishing with 20 points and eight rebounds against New Orleans (12/20) ... Went 5-of-10 from the field and 8-of-8 from the foul line in the win.

High School:

Played his final two years at Trinity Christian [Fayetteville, N.C.] under head coach Heath Vandevender ... Helped lead Trinity Christian to a 25-6 record and the North Carolina 1A state championship in 2018 ... Named National Athletic Association of Private Schools Division 4 All-American ... also received Division 4 NAAPS Player of the Year honors ... Averaged 14.1 points, 7.5 rebounds, 1.9 assists and 1.2 steals per game ... NCISAA 1A first team all-state selection ... Scored a team-high 17 points to pace the Crusaders to a 70-62 state title game win over Greenfield (2/25) ... Played his sophomore season at Northwood Temple (N.C.) ... led the team to a 21-14 record and a trip to the state final four ... Named to state all-tournament first team in 2017 ... Helped Columbia High School (Huntsville, Ala.) to an 18-11 record as a freshman ... Received second team all-tournament honors after leading the team to regional conference finals.

Personal:

Born Nov. 12, 1999 in Huntsville, Ala. ... Son of Abdul Teague and Tartesha Toney Teague ... Has an older brother, Jaeshon, and a younger sister, Aunya ... Cousin, Trevor Lacy, played basketball at Alabama and NC State ... Cousin, John Petty, was a member of the Alabama basketball team ... God-brother, Khwan Fore, plays basketball at Louisville ... Major is communications.

- Led his team in Pts: 5
- Led his team in Reb: 21
- Led his team Assists: 3
- CAREER: Double-figure Pts: 35
- Double-figure Rebs: 4
- 20-pt gms: 6
- Gms with a 3PT FG: 39
- Gms with 2+ Steals: 19
- Gms with 3+ Assists: 12
- Gms with 5+ Rebs: 44
- Charges Drawn 11
- Dunks 22

PERSONAL BESTS

POINTS	27	at Duke (01/28/20)
FG MADE	11	at Duke (01/28/20)
FG ATT	19	at Duke (01/28/20)
3'S MADE	4	vs Saint Francis (PA) (11/25/20)
3'S ATT	6	vs Saint Francis (PA) (11/25/20)
FT MADE	13	vs Duke (01/19/21)
FT ATT	17	vs Duke (01/19/21)
REBS	14	at Syracuse (01/06/21)
ASSISTS	6	vs Drexel (11/28/20)
STEALS	4 (4x)	last vs Wake Forest (03/10/20)
BLOCKS	2	vs Saint Louis (11/21/18)
MINUTES	40:00 (3x)	last vs Virginia (02/22/20)



AU'DIESE TONEY CAREER STATISTICS

Year	GP	GS	Min	Avg	FG	FGA	Pct	3FG	3FGA	Pct	FT	FTA	Pct	Off	Def	Tot	Avg	PF	FO	Ast	TO	Blk	Stl	Pts	Avg
2018-19 (PITT)	32	28	809	25.3	80	222	.360	17	69	.246	63	95	.663	62	117	179	5.6	62	1	15	34	4	22	240	7.5
2019-20 (PITT)	31	25	934	30.1	107	232	.461	22	67	.328	57	87	.655	63	86	149	4.8	60	2	36	35	3	38	293	9.5
2020-21 (PITT)	16	16	559	34.9	77	166	.464	18	53	.340	58	87	.667	37	58	95	5.9	33	0	37	38	2	20	230	14.4
TOTAL	79	69	2302	29.1	264	620	.426	57	189	.302	178	269	.662	162	261	423	5.4	155	3	88	107	9	80	763	9.7

45







JAYLIN WILLIAMS

F | So. | 6-10 | 240

Fort Smith, Ark. || Fort Smith Northside HS

10

Invited to Team USA U-19 camp in the summer of 2021.

Freshman (2020-21):

Named the SEC First-Year Academic Honor Roll.

Played in 26 games with five starts, including the final three games of the NCAA Tournament ... Led the team by taking 16 charges, including two each versus UT Arlington, Georgia, LSU (1/13), Auburn (1/20) and Texas Tech ... Became the only Razorback to come off the bench and get 10 rebounds three times in a season: Mississippi Valley State, at LSU and vs Florida. (HogStats.com) ... Overall, had four games with double-digit rebounds, getting 10 in a start versus Texas Tech ... On a per 40-minute basis, averaged a team-best 12.1 rebounds ... In his collegiate debut (Miss Valley State) had a game-high 10 rebounds, including eight defensively ... Scored six points with seven rebounds, including six on the defensive end, versus Lipscomb ... Had two rebounds and an assist in 4:20 played at Auburn ... Saw extended time versus Missouri and responded with eight points and two blocked shots ... Earned his first career start at Tennessee ... Scored six points on 3-of-3 shooting ... Came off the bench versus Georgia ... Only scored two points but impacted the game in other areas ... Led the team with nine rebounds (four offensive), took two charges and had two assists with a steal and a blocked shot ... Tied a season-high by pulling down 10 rebounds at LSU, scored seven points and added two steals ... Took two charges ... Had a breakout game in the win over Auburn (1/20) ... Scored seven points (including a 3-pointer) with seven rebounds, two assists, two blocked shots and a steal ... Played all 20 minutes of the second half in the come-from-behind win ... Grabbed an offensive rebound in midair and threw it down for his first career dunk to cap a 18-4 run and give Arkansas its first lead (47-45) ... Only played nine minutes versus Mississippi State, but had two steals to tie his season high ... Had nine points and tied for team-high in rebounds with seven in the Kentucky win ... Made a season-high 5-of-6 free throws ... Scored four points late in the game, including a put-back on the offensive end at 3:06 to make the score 74-68 and making two free throws with 1:51 left to make the score 78-73 ... Injured his right knee in the first half at Oklahoma State ... Missed the second half versus the Cowboys and played just nine minutes versus Mississippi State ... Tied his career high with 10 rebounds (seven defensive) vs Florida ... Scored a career-high 13 points in the win over Alabama .. Had a +30 in his 22 minutes played ... Was dominant in the second half ... scored 12 of his 13 points in the second half and he pulled down all eight of his rebounds in the period ... Stuffed the stat sheet in the LSU win .. Season-high four blocked shots and tied season-high with two steals ... Added 10 deflections, eight points, six rebounds and two assists and was a team-best +15 in season-high 29:49 minutes played ... In his third career start - versus Texas Tech in the NCAA second round - only scored one point but tied his career high with 10 rebounds and had a career-high four assists ... Had six boards and all four rebounds in the second half ... Also took two charges ... Versus Baylor in the Elite 8, was 4-of-5 from the field and grabbed four rebounds with a blocked shot and a steal ... Scored six of Arkansas' first nine points.



@Jay_MWilliams_

@thejaylinwilliams_

• Led Razorbacks in Pts:	-
• Led Razorbacks in Rebs:	7
• Led Razorbacks in Blks:	7
• Led Razorbacks in Assists:	1
• CAREER: Double-figure Pts:	1
• Double-figure Rebs:.....	4
• 20-pt gms:	-
• Gms with a 3PT Made.....	6
• Gms with 3+ Assists:	1
• Gms with 5+ Rebs:.....	10

PERSONAL BESTS

POINTS	
Career: 13	vs Alabama (02/24/21)
SEC: 13	vs Alabama (02/24/21)
FG MADE	
Career: 4	vs Alabama (02/24/21)
SEC: 4	vs Alabama (02/24/21)
FG ATTEMPTED	
Career: 8	vs Alabama (02/24/21)
SEC: 8	vs Alabama (02/24/21)
3-POINT FG MADE	
Career: 2	vs Miss Valley State (11/25/20)
SEC: 1 (3x)	last at Missouri (02/13/21)
3-PT FG ATTEMPTS	
Career: 4 (2x)	last vs Missouri (01/02/21)
SEC: 4	vs Missouri (01/02/21)
FT MADE	
Career: 5	vs Alabama (02/24/21)
SEC: 5	vs Alabama (02/24/21)
FT ATTEMPTED	
Career: 7	vs Alabama (02/24/21)
SEC: 7	vs Alabama (02/24/21)
REBOUNDS	
Career: 10 (4x)	last vs Texas Tech (03/21/21)
SEC: 10 (2x)	last vs Florida (02/16/21)
ASSISTS	
Career: 4	vs Texas Tech (03/21/21)
SEC: 3	at Missouri (02/13/21)
STEALS	
Career: 2 (3x)	last vs LSU (02/27/21)
SEC: 2 (3x)	last vs LSU (02/27/21)
BLOCKED SHOTS	
Career: 4	vs LSU (02/27/21)
SEC: 4	vs LSU (02/27/21)
MINUTES	
Career: 29:49	vs LSU (02/27/21)
SEC: 29:49	vs LSU (02/27/21)

High School:

Was rated the 56th-best incoming freshman in the nation and the 9th-best center by Rivals.com ... Was rated the 75th-best incoming freshman in the nation and the 15th-best center by 247Sports.com Composite ... Was rated the 85th-best incoming freshman in the nation and the 12th-best center by 247Sports.com Was rated the 91st-best incoming freshman in the nation and the 14th-best center by ESPN.com ... 2020 Gatorade Arkansas Player of the Year ... Listed as the top prospect in Arkansas by 247Sports ... 2020 Hogville.net's the Arkansas Boys High School Co-Player of the Year (with Davonte Davis) ... 2020 Democrat Gazette first team All-State (all divisions) ... As a junior, was Arkansas Division I Player of the Year by the Northwest Arkansas Democrat-Gazette ... Tabbed 6A All-State honors by the Arkansas Activities Association, Arkansas Democrat-Gazette's first-team All-Arkansas (all classes) and first team All-State by MazPreps.com ... As a senior, averaged 18.7 points and 12.2 rebounds while adding 2.5 blocks and 2.7 assists per contest .. Led Northside to a 20-10 record and the semifinals of the 6A State Championship all while maintaining a 3.81 GPA in the classroom ... As a junior, averaged 16 points, 11 rebounds and three blocks per game while helping the Grizzlies to the Class 6A state title ... In that game, he had 20 points, 16 rebounds and three blocked shots, which Northside won 44-41 over Bryant ... Played at Northside with current Razorback Isaiah Joe and the pair helped the Grizzlies reach the state final in 2018 ... In the summer of 2019, was named to the All-EYBL Breakout Team. He averaged 11.8 points, 10.4 rebounds for Woodz Elite.

Personal:

Born June 29, 2002 in Fort Smith ... Son of Michael and Linda Williams ... Had three brothers - Mikey, Marquis and Montell Williams - and one sister - Synora Phillips ... Major is recreation and sport management.



JAYLIN WILLIAMS CAREER STATISTICS

Year	GP	GS	Min	Avg	FG	FGA	Pct	3FG	3FGA	Pct	FT	FTA	Pct	Off	Def	Tot	Avg	PF	FO	Ast	TO	Blk	Stl	Pts	Avg
2020-21	26	5	400	15.4	33	69	.478	7	23	.304	23	31	.742	29	92	121	4.7	50	1	21	24	18	12	96	3.7

47







CHRIS LYKES

G | Gr.Sr. | 5-7 | 160

Mitchellville, Md. || Gonzaga College (D.C.) HS / Miami (Fla.)

11



@IAm_Lykesdat

@IAm_lykesdat

• Led his team in Pts:	28
• Led his team in Assists:	28
• Led his team Pts•Asssts Same Gm:	11
• CAREER: Double-figure Pts:	66
Double-figure Assists:	0
20-pt gms:	16
Gms with a 3PT FG:	74
Gms with 3+ 3PT FG:	23
Gms with 3+ Steals:	8
Gms with 3+ Assists:	41
Gms with 5+ Assists:	17

Spent four seasons with the Miami Hurricanes but only played two games this past year (2020-21) after injuring his ankle on Dec. 4 ... Graduated from Miami in the Spring of '21 with a degree in sport administration/marketing ... Is pursuing a second undergraduate degree at Arkansas in arts and sciences ... Led the team - and ranked among the ACC top 10 - in scoring as a junior and sophomore as he averaged ... His 1,256 career points rank 22nd on the Hurricane's all-time list and he ranks 15th in Miami history with 163 career 3-pointer made as well as 11th in career 3-pointers attempted (476). Lykes scored 735 career points in ACC games to rank fourth in the Miami record book.

2020-21 (Senior at Miami):

Preseason first team All-ACC (the third Miami player to be selected to the preseason All-ACC first team and the first in program history to be a two-time preseason All-ACC pick) ... Played in two games prior to suffering a season-ending ankle injury ... In the season opener, had 11 points and six assists versus North Florida ... Despite suffering his season-ending injury versus Stetson, scored 20 points (5-9 FG, 7-7 FT) in 22 minutes with five assists and four rebounds.

2019-20 (Junior at Miami):

All-ACC honorable mention ... Air Force Reserve Basketball HOF Invitational Game MVP (12/17) ... Preseason Second Team All-ACC (just the fourth Hurricane to earn preseason All-ACC honors) ... Played in 26 games, missing five due to injury, and started 24, including each of the first 18 ... Averaged 15.4 points to rank 10th in the ACC ... Led the Hurricanes in points, assists and steals per game, as well as made field goals (140), made free throws (70) and free-throw attempts (86) ... Finished fourth in the ACC in free-throw percentage (81.4), ninth in field-goal percentage (43.2), 10th in scoring and 12th in 3-pointers per game (1.96) ... In ACC-only action, placed fourth in free-throw clip (84.3), ninth in scoring (15.6) and 14th in 3-pointers (1.93) ... Notched the eighth-best, single-season free-throw clip in program history ... Recorded the only two instances (11 and 10) of a Miami player hitting double-digit made field goals, plus tied for second in made free throws (eight) and made free throws without a miss (eight) ... Paced Miami in scoring a team-best 13 times ... Opened the season with an 18-point, five-assist showing against #5 Louisville (11/5) ... Tallied 16 points on 7-of-12 shooting against Florida (11/22) in the Charleston Classic ... Dropped a season-best 28 points in the win at Illinois (12/2), adding four steals and finishing 11-of-17 from the floor to set a career high in makes ... Recorded 17 points to go along with a season-high six assists and career-best five steals against Temple (12/17) at the Barclays Center, hitting the game-winning free throws with 4.4 seconds left ... Registered 27 points on 10-of-16 shooting in 41 minutes in the overtime victory at Clemson (12/31) ... Put up 18 points and four rebounds in 38 minutes at #11 Louisville (1/7), finishing 8-of-8 at the stripe ... Totaled 20 points and four boards at NC State (1/15), as well as hit all seven of his free throws ... Notched 24 points and a career-high two blocks in a career-best 42 minutes against ninth-ranked Florida State (1/18), tallying a 9-of-18 mark from the floor and a 6-of-10 ledger from long range, tying his career high in made 3-pointers ... After playing in the first 82 games of his career, missed Miami's contests at North Carolina (1/25), against Virginia Tech (1/28), at Pittsburgh (2/2) and against NC State (2/5) due to a groin injury sustained versus the Seminoles, snapping a 52-game streak of starts ... Scored 16 points against Boston College (2/12) ... Amassed 23 points in the triple-overtime triumph at Virginia Tech (2/19) ... Posted 14 points and a season-high five boards at Georgia Tech (2/29) ... Scored 16 points on 7-of-12 shooting against No. 22 Virginia (3/4), but missed the final 12 minutes after getting elbowed in the face ... Recorded 21 points and went 5-of-11 from 3-point range versus Clemson (3/11) in the ACC Tournament.

2018-19 (Sophomore at Miami):

All-ACC Academic Team ... Played and started in all 32 games ... Ranked ninth in ACC in overall scoring (16.2) and eighth in league play (15.9) ... Was fifth in conference in free-throw shooting in ACC play at 80.8 percent (63-78) ... Racked up 10 games of 20 or more points, including six in conference action ... Scored in double figures in all but five games and 16 or more points in 20 games ... Upped his scoring average by 6.6 ppg (9.6 to 16.2), which was third highest among ACC players ... Played at least 30 minutes in 26 of 32 games ... Ranked No. 14 in ACC in minutes per game (33.8) and No. 16 in league-only action (34.8) ... Ranked fifth in ACC in free-throw shooting in conference games (63-78, 80.8 percent) ... First Miami player to record three straight 20-point efforts since Shane Larkin in March 2013 ... Scored 20 or more points in each of the first three games this season, becoming first UM player since Joe Wylie in 1989 to do so ... Scored 22 points and also played then-career-best 39 minutes in season opener against Lehigh (11/9) ... Averaged 17.7 ppg in three games at Wooden Legacy ... Scored career-high 28 points on 10-of-15 shooting in ACC opener against NC State (1/3) ... Scored 25 points against Wake Forest (1/12), including 14-of-14 from free-throw line which is second-best FT performance in program history (Jack McClinton, 16-16 vs. NC State, March 7, 2009) ... Recorded 27 points in career-high 41 minutes at North Carolina (2/9), including 19 points in second half and overtime ... Scored 21 points in win over Clemson (2/13) ... Scored 26 points and hit career-high six 3-pointers at Wake Forest (2/26) ... Had streak of 21 straight made free throws snapped against Florida State (1/27) ... Scored 16 points and dished out career-high nine assists at Virginia Tech (3/8) ... Totaled 19 points and hit 3-pointers against Virginia Tech in ACC Tournament (3/13).

2017-18 (Freshman at Miami):

All-ACC Academic Team ... ACC Rookie of the Week (1/8) ... Played in all 32 games, with 10 starts ... Averaged 11.9 points per game in ACC play (second on team) ... Scored in double figures in 12 ACC games, including eight of last 10 in regular season ... Averaged 12.1 ppg in his 10 starts ... Hit a 3-pointer and played 18 minutes in college debut against Gardner-Webb (11/10) ... Scored 13 points and dished out four assists in win over Florida A&M (11/16) ... Scored 10 points and added three steals in win at No. 12 Minnesota (11/29) ... Recorded 10 points (2-3 3FG) in ACC opener at Pittsburgh (12/30) ... Scored eight points and handed out five assists at Georgia Tech (1/3) ... Recorded 18 points on 6-of-10 shooting in 25 minutes in win over Florida State (1/7) ... Named ACC Rookie of Week on Jan. 8 after 67/FSU performances ... Scored 13 points (3-5 3FG) at Clemson (1/13) ... Made first college start at NC State (1/21) ... Started and played season-high 33 minutes against Pittsburgh, scoring 13 points and dishing out five assists (1/31) ... Scored 16 points at Boston College (2/10) ... Scored season-high 19 points (17 in second half) against Virginia (2/13) ... Scored 15 points, including 11 in the game's final four minutes, in comeback win over Boston College (2/24) ... Recorded team-high 18 points, including four 3-pointers, in victory at UNC (2/27) ... Scored 15 points and dished out season-high seven assists against Virginia Tech (3/3); hit go-ahead free throw with three seconds remaining.

High School:

Member of the 2017 Jordan Brand Classic Regional Team ... Ranked No. 45 in the ESPN Top 100, No. 12 at his position and first in Maryland ... 2017 All-Met Player of the Year ... 2017 DC State Athletic Association MVP ... 2016 Washington, D.C. Gatorade Player of the Year ... 2017 American Family Insurance third team ALL-USA Boys Basketball Team ... 2017 Max Preps All-American, fifth team ... Two-time Washington Catholic Athletic Conference (WCAC) Player of the Year ... Set school's career scoring record with 2,266 points ... Won 2017 Triple Crown of WCAC Championship, DC State Athletic Association (DCSAA) Championship and Alhambra Catholic Invitational Tournament ... Eagles finished No. 1 in D.C. area, according to The Washington Post final rankings ... Averaged 17.6 points, 4.2 assists and 2.9 rebounds while leading Gonzaga to a 32-5 overall and 15-3 region record ... As a junior, averaged 22.0 points, 4.3 assists, 3.7 rebounds and 2.7 steals. Knocked down 47.3 percent of shots from three and hit 74.9 percent at the line ... Led Eagles (24-10) to the semifinals in both the WCAC and DCSAA ... As a sophomore won the WCAC Championship ... Played AAU ball for Team Takeover on the EYBL circuit.

Personal:

Born July 22, 1998, in Washington, D.C. ... Parents are Marvin and Vanessa Lykes ... Siblings: Justin and Leah Lykes ... His brother and mother have the same birthday ... Produces music as a hobby.

CHRIS LYKES CAREER STATISTICS																									
Year	GP	GS	Min	Avg	FG	FGA	Pct	3FG	3FGA	Pct	FT	FTA	Pct	Off	Def	Tot	Avg	PF	FO	Ast	TO	Blk	Stl	Pts	Avg
2017-18 (MIA)	32	10	690	21.6	100	249	.402	48	139	.345	59	82	.720	3	36	39	1.2	70	0	75	58	1	25	307	9.6
2018-19 (MIA)	32	32	1082	33.8	171	421	.406	61	192	.318	114	146	.781	14	72	86	2.7	72	0	103	93	1	43	517	16.2
2019-20 (MIA)	26	24	780	30.0	140	324	.432	51	134	.381	70	86	.814	10	45	55	2.1	68	1	62	54	7	28	401	15.4
2020-21 (MIA)*	2	2	57	28.5	8	22	.364	5	11	.455	10	11	.909	0	8	8	4.0	4	0	11	3	1	4	31	15.5
TOTAL	92	68	2609	28:36	419	1016	.412	165	476	.347	253	325	.779	27	161	188	2.0	214	1	251	208	10	100	1256	13.7







CHANCE MOORE

13

G | Fr. | 6-5 | 195
Brookhaven, Ga. || McEachern HS

Prior to Arkansas:

A four-star recruit ... Rated 84th nationally by ESPN and 93rd by 247Sports Composite ... Ranked as the #16 small forward in the nation by ESPN and #21 shooting guard by 247Sports Composite ... Was #4 overall prospect in Georgia by ESPN and #6 by 247Sports Composite ... Sports Illustrated All-American finalist and McDonald's All-American nominee ... Atlanta Journal-Constitution 2nd team 7A All-State ... AJC 2nd team All-Metro Cobb County ... Averaged 19 pts and 9 rebs his senior season ... McEachern was 24-5 and reached the 7A semifinals in 2020-21 ... Participated in the Coach Wootten's Top 150 Showcase in October 2020 ... Transferred to McEachern mid-year as a junior and helped the squad reach the Georgia 7A semifinals ... Averaged 21.7 points and 5.8 rebounds ... Came to McEachern from Holy Innocents Episcopal HS in Atlanta and Chamblee HS prior to that ... As a sophomore at Holy Innocents, named first team Class A Private All-State by HoopSeen.com and second team by the AJC ... Was the Region 5-A North Player of the Year ... Tabbed the Class A Private Sophomore of the Year by HoopSeen.com ... Averaged 20.2 points and 7.0 rebounds.

Personal:

Born March 3, 3002 in Miami, Fla. ... Son of John Moore and Julie Fincher ... Sisters, Brooklyn and London ... Writes and eats left handed, shoots and throws right handed ... Likes to play golf and chess as well as travel ... Major is recreation and sport management.

@Chance3303

@chance_moore



JAXSON ROBINSON

14

G | So. | 6-6 | 185
Ada, Okla. || Ada HS / Texas A&M

Came to Arkansas after one season at Texas A&M ... Entered A&M early after reclassifying as high school senior from 2021 to 2020.

2020-21 (Fr. at Texas A&M):

Played in 14 of A&M's 18 games, making four starts (vs Auburn, at South Carolina, vs LSU and at Kansas State) ... Recorded a block and assist in his collegiate debut in the season-opening win over New Orleans ... Scored his first career points off a 3-pointer from the top of the key in the win over SE Louisiana ... Saw action in the win over Wofford ... Recorded season high in rebounds with seven in 18 minutes of play at LSU ... With that, earned his first career start versus Auburn, playing a season-high 19:32 and establishing a season high with six points on a pair of 3's in the win ... Matched his season highs in points (6) and 3's made (2) the following game in a start at South Carolina ... Also made a pair of triples and tied his season high with six points at Ole Miss.

High School

A four-star prospect by 247Sports, ESPN and Rivals ... Ranked 62nd nationally and 16th at his position by 247Sports ... Previously a top 50 recruit of 2021 class but reclassified to the 2020 signing class ... Led Ada High School to a 21-6 record and the Class 4A State Tournament after averaging 15.4 points, 5.6 rebounds, and 2.5 assists per game as a junior ... Played for Team Griffin in the Nike Elite Youth Basketball League where he helped capture the 2019 16U championship at the Nike Peach Jam.

Personal:

Born Dec. 3, 2002 in Durant, Okla. ... Son of James and Brandi McWilliams ... His mother played Division I basketball ... His aunt, Crystal Robinson, played basketball at Southeastern Oklahoma State and was the #6 overall pick in the 1999 WNBA draft ... After 12 years in the league, she became an assistant coach, currently with the Dallas Wings ... Major is arts & sciences.

@Robinsonjaxx

@j4sonn

PERSONAL BESTS

POINTS	
Career: 6 (3x)	last at Ole Miss (01/23/21)
SEC: 6 (3x)	last at Ole Miss (01/23/21)
FG MADE	
Career: 2 (4x)	last vs at Ole Miss (01/23/21)
SEC: 2 (4x)	last vs at Ole Miss (01/23/21)
FG ATTEMPTED	
Career: 6	at LSU (12/29/20)
SEC: 6	at LSU (12/29/20)
3-PT FG MADE	
Career: 2 (3x)	last at Ole Miss (01/23/21)
SEC: 2 (3x)	last at Ole Miss (01/23/21)
3-PT FG ATT	
Career: 5 (4x)	last at Ole Miss (01/23/21)
SEC: 5 (4x)	last at Ole Miss (01/23/21)
FT MADE	
Career: --	
FT ATTEMPTED	
Career: 1	vs Tennessee (01/09/21)
SEC: 1	vs Tennessee (01/09/21)
REBOUNDS	
Season:	
Career: 7	at LSU (12/29/20)
SEC: 7	at LSU (12/29/20)
ASSISTS	
Career: 1 (4x)	last vs LSU (01/26/21)
SEC: 1 (3x)	last vs LSU (01/26/21)
STEALS	
Career: 1 (3x)	last at Ole Miss (01/23/21)
SEC: 1 (2x)	last at Ole Miss (01/23/21)
BLOCKED SHOTS	
SEC: 1	vs New Orleans (11/29/20)
SEC: --	
MINUTES	
Career: 19:32	vs Auburn (01/02/21)
SEC: 19:32	vs Auburn (01/02/21)

JAXSON ROBINSON CAREER STATISTICS

Year	GP	GS	Min	Avg	FG	FGA	Pct	3FG	3FGA	Pct	FT	FTA	Pct	Off	Def	Tot	Avg	PF	FO	Ast	TO	Blk	Stl	Pts	Avg
2020-21 (TXAM)	14	4	137	9.7	11	31	.355	8	28	.268	0	1	.000	4	11	15	1.1	10	0	4	5	1	3	30	2.1







KAMANI JOHNSON

F | R-Jr. | 6-7 | 235

Brooklyn, N.Y. || Holy Spirit (Ga.) Prep School / Little Rock

20

Twitter @KamaniJohnson20

Instagram @Kamani_Johnson

DOUBLE-DOUBLES (4)

SOPHOMORE (4)

11/27/19 • ALCORN STATE	17 pts	12 reb
01/02/20 • TEXAS STATE *	15 pts	10 reb
01/04/20 • UT ARLINGTON *	30 pts	13 reb
02/22/20 • at Arkansas St.	32 pts	16 reb

* - Back-to-Back games

Played two seasons at Little Rock before transferring and sitting-out at Arkansas in 2020-21.

2020-21 (Junior at Arkansas):

Signed with Arkansas on Oct. 26, 2020, and joined the team on Dec. 19, 2020 ... Sat out the season per NCAA transfer rules.

2019-20 (Sophomore at UALR):

Third team All-Sun Belt selection ... Two-time Sun Belt Conference Player of the Week (Jan. 6 and Feb. 4) ... Played in all 31 games with 28 starts for the Trojans, averaging 11.0 points, 6.7 rebounds and 2.2 assists per game ... Tied for fifth in the Sun Belt in rebounds per game and was second in offensive rebounds per game (3.0) ... His 144 free throws made ranked sixth in program history for a single season ... In the NCAA, ranked 26th in free throw attempts with a Sun Belt-best 198 and ranked 49th in free throws made (144) ... Ranked second on the team with 207 total rebounds, leading the Trojans with 94 offensive boards ... Finished in double figures 15 times on the year with five double-doubles ... Set career-highs with 32 points and 16 rebounds, going 14-of-19 from the free throw line in the win at Arkansas State (Feb. 22) ... Notched 30 points with 13 rebounds, including a 14-for-16 mark at the free throw line, and five assists in the win over UT Arlington (Jan. 4) ... Ended the year with 24 points and nine rebounds at Georgia State (Mar. 3) ... Scored 19 points with seven rebounds in the win at Louisiana (Dec. 21) ... Notched a 17-point, 12-rebound double-double in the win over Alcorn State (Nov. 27) ... Registered his first double-double of the season at Memphis (Nov. 20), finishing with 10 points and 11 rebounds with four assists ... Nearly added another double-double in the win over Tennessee State (Dec. 10), finishing with 17 points and nine rebounds with five assists ... Closed the year with a season-high six assists, adding 12 points and six rebounds, in the win against Appalachian State (Feb. 1).

2018-19 (Freshman at UALR):

Played in 27 games with 15 starts as a true freshman ... Averaged 5.1 points and 4.8 rebounds in 19.2 minutes per game ... Shot 55.2% from the floor, ranking second on the team ... Scored in double figures on five occasions, led by his season-high 15 points with six rebounds in the win at South Alabama (Feb. 9) ... Scored 12 points with seven boards against South Alabama (Jan. 12) ... Finished with 11 points each against Troy (Jan. 10) and at UT Arlington (Jan. 19), grabbing seven rebounds in both games ... Finished with 10 points at Georgetown (Dec. 22) ... Pulled down a season-high 12 rebounds at Central Arkansas (Nov. 28) with eight points ... Ended the year with 13 blocks, swatting a pair in the win at the Jaguars (Feb. 9) ... Also finished with 37 assists and 14 steals.

High School:

Brooklyn native that spent two years at Montverde Academy in Florida, leading the Cougars to a state championship ... Played his senior season at Holy Spirit Prep School in Atlanta, averaging 17 points, nine rebounds, three assists and 1.5 blocks.

Personal:

Born March 10, 2000 in Brooklyn, N.Y. ... Son of Deanthony Honaker and Makini Campbell ... Brother Dakari played at Kentucky and was the 48th overall pick (round two) in the 2015 NBA draft ... His mother played basketball at Long Island University and works for the New York Knicks ... An uncle (Kojo Campbell) suited up for Stony Brook, while a cousin (Michael Murray) played at Coppin State ... Likes to travel and is interested in fashion and art ... Major is in communications.

- Led his team in Pts: 5
- Led his team in Rebs: 10
- Led his team in Assists: 7
- Led his team in PTS*REB Same Gm: 3
- Led his team in P•R•A Same Gm: 2
- CAREER: Double-figure Pts: 20
- Double-figure Rebs: 7
- 20-pt gms / 30-pt gms: 3 / 2
- Gms with a 3PT Made: 0
- Gms with 3+ Assists: 17
- Gms with 5+ Rebs: 37

PERSONAL BESTS

POINTS	32	at Arkansas State (02/22/20)
FG MADE	9	at Arkansas State (02/22/20)
FG ATT	13	at Memphis (11/20/19)
3'S MADE	--	
3'S ATT	1 (2x)	last at Memphis (11/20/19)
FT MADE	14	at Arkansas State (02/22/20)
FT ATT	16	at Arkansas State (02/22/20)
REBS	20	at Arkansas State (02/22/20)
ASSISTS	6	vs Appalachian State (02/01/20)
STEALS	3	vs Arkansas State (02/02/19)
BLOCKS	2 (5x)	last at UT Arlington (02/15/20)
MINUTES	38:42	vs UT Arlington (01/04/20)



KAMANI JOHNSON CAREER STATISTICS

Year	GP	GS	Min	Avg	FG	FGA	Pct	3FG	3FGA	Pct	FT	FTA	Pct	Off	Def	Tot	Avg	PF	FO	Ast	TO	Blk	Stl	Pts	Avg
2018-19 (UALR)	27	15	519	19.2	53	96	.552	0	1	.000	33	65	.508	51	79	130	4.8	85	5	37	41	13	14	139	5.1
2019-20 (UALR)	31	28	860	27.7	98	191	.513	0	1	.000	144	198	.727	94	113	207	6.7	99	5	68	67	15	23	340	11.0
TOTAL	58	43	1379	23.8	151	287	.526	0	2	.000	177	263	.673	145	192	337	5.8	184	10	105	108	28	37	479	8.3







CONNOR VANOVER

F | Jr. | 7-3 | 215

Little Rock, Ark. || Findlay Prep (Nev.) / California

23

@Vanover_Connor

@cv_23

- Led his team/ARK in Pts: 3/2
- Led his team/ARK in Rebs: 7/5
- CAREER: Double-figure Pts: 14/7
- Double-figure rebs: 2/2
- 20-pt gms: 2/1
- Gms with a 3 PT FG: 29/17
- Gms with 3+ 3PT FG: 2/1
- Gms with 3+ Blks: 12/8

2020-21 (So. at Arkansas):

Named to the **2021 SEC Winter Academic Honor Roll** ... Was rated the 44th-best "Sit-Out" Transfer in the Nation by ESPN.com for the 2020-21 season.

Played in 29 games with 27 starts ... Ranked fifth SEC / 35th NCAA in blocked shots (1.82) and was 26th in NCAA / third SEC in total blocked shots (51) ... 1 of 3 players in the NCAA to have at least 50 blocked shots and 20 3-pointers made in 2020-21 ... In fact, Vanover the first Arkansas player with 50+ blocks and 20+ 3's made in a season and only nine other Hogs have reached those levels in an entire career (HogStats.com) ... Only missed one free throw for the season (his 20th attempt) and was 20-of-21 for the season ... Over the last 10 regular-season games, had 25 blocked shots (2.5 avg.) and he shot 36% (9-of-25) from 3-point range over the final 11 regular-season games ... In his Razorback debut versus Mississippi Valley State, had a game-high 23 points – one shy of his career high – and tied a then career-high with eight rebounds ... Drained 4-of-5 from 3-point range and added three blocked shots ... 23 points ties for third-best production by a Razorback in his debut since 1980 ... Only scored six points versus North Texas, but had a career-high 16 rebounds and tied his career-high with six blocked shots ... Only Razorback on record to have as many as 16 rebounds and six blocked shots in a game ... Only SEC player to have 16 and 6 since in a game since Kentucky's Anthony Davis had 16 and 6 (ironically with just six points too) in the 2012 national championship game ... Scored 12 points in just 12 minutes versus UT Arlington, making 5-of-6 shots, including 2-of-3 from 3-point range ... Was just 2-of-8 from the field (all 3-pointers) versus Lipscomb but had a game-high nine rebounds with four blocked shots in just 15 minutes played ... Only scored three points vs Southern (a 3-pointer) but had nine rebounds (all defensive) with three blocked shots and a career-high three steals ... Had his second career double-digit rebound game with 10 versus Central Arkansas (nine defensive) ... Added nine points and two blocked shots ... Pumped in 17 points, making 6-of-6 from the free throw line, at Auburn with five rebounds ... Contributed 12 points and seven rebounds at Tennessee, making 5-of-9 FG and 1-of-3 3PT ... In the win vs Ole Miss, only scored eight points, but effected the game in many ways ... Had a team-best seven rebounds (only had 10 in previous five games) and blocked five shots (only had five in his previous 10 games) ... Played all 20 minutes of the second half and 28:45 for the game (only played 40 total minutes his previous five games including 18 at Vandy) ... For the second straight game, had five blocked shots (all in the second half) at Oklahoma State ... Led Arkansas with 13 points versus Mississippi State, adding eight rebounds, three blocked shots and two steals ... Played all 20 minutes of the second half versus the Bulldogs with 11 points, six boards, both steals and all three blocked shots ... Made four field goals and scored 12 points at Kentucky ... Sank 2-of-4 3-pointers and had two dunks ... Snapped an eight-game streak with no free throws by going 2-of-2 ... Recorded two blocked shots ... Had 12 points and two blocked shots at Missouri ... Struggled early (zero stats in 4:07 playing time in the first half) ... Played 18:26 of the second half and scored all 12 of his points (5-of-6 shooting overall and 2-of-3 from 3-point range) with two assists ... Served as a strong presence in the middle at South Carolina with six rebounds and four blocked shots.

2019-20 (So. at Arkansas):

Sat out the season per NCAA transfer rules ... Named to the **2019-20 SEC First-Year Academic Honor Roll**.

2018-19 (Fr. at Cal):

Averaged 7.5 points and 3.0 rebounds during his freshman campaign ... Played 28 games and started 15 ... Came on strong to end the season as he averaged 12.8 points and 5.0 rebounds over his final 10 games ... Included in the 10-game span was a career-high 24 points versus Stanford and eight boards against Southern California ... Led the team with 35 blocked shots and shot 35.5 percent from 3-point range (27-of-76).

High School/Prep:

Began his high school career at Arkansas Baptist Prep before transferring to Findlay (Nev.) Prep for his senior season ... At Findlay, he was a teammate of current Razorback Reggie Chaney and averaged 8.3 points, 7.3 assists, 2.5 assists in 1.3 steals. He helped the Pilots to a 32-5 record and a No. 26 national ranking ... At Arkansas Baptist Prep, Vanover led the Eagles to a three-year record of 82-21 with three league crowns and back-to-back Arkansas Activities Association (AAA) Class 4A state titles (2016 and 2017) ... Tallied more than 1,000 points, 700 rebounds and 300 blocks while being a two-time USA Today All-Arkansas selection (2016 and 2017), the 2016 Arkansas Class 4A State Tournament MVP and a three-time Arkansas 4A All-State pick (2015, 2016 and 2017) ... Vanover was a member of Team USA's U16 and U17 squads and captured a gold medal at the 2015 FIBA Americas U16 Championship in Argentina after averaging 3.8 points, 3.8 rebounds and 1.2 blocks in four games.

Personal:

Born June 23, 1999, in Little Rock ... Son of Chris and Robyn Vanover ... His mother, the former Robyn Irwin, was a member of the University of Arkansas women's basketball squad from 1986-89 and led the Razorbacks in blocked shots three times ... Has two older brothers, twins Brandon and Justin. Brandon (7-0) played basketball at Central Arkansas and Justin (7-1) played saxophone with the Alabama Crimson Tide marching band ... Majoring in communications.

PLAYERS IN THE NCAA IN 2020-21

WITH 50+ BLOCKS AND 20+ 3'S MADE

Connor Vanover, ARK	51 blocks	24 3's
Hayden Koval, UNCG	65 blocks	26 3's
Jay Huff, UVA	62 blocks	28 3's

Vanover the first Arkansas player with 50+ blocks and 20+ 3's made in a season. Only nine other Hogs have reached those levels in an entire career: (HogStats.com)

Carl Baker (54 BLK • 29 3's)	Todd Day (102 BLK • 226 3's)
Ron Huery (70 BLK • 94 3's)	Vincent Hunter (79 BLK • 32 3's)
Bobby Portis (104 BLK • 23 3's)	Marshawn Powell (96 BLK • 42 3's)
Michael Qualls (55 BLK • 103 3's)	Darnell Robinson (62 BLK • 28 3's)
Mike Washington (107 BLK • 22 3's)	

PERSONAL BESTS

POINTS	Career: 24	at Stanford (03/07/19)
	SEC: 17	at Auburn (12/30/20)

FG MADE	Career: 9	at Stanford (03/07/19)
	SEC: 6	vs Mississippi State (02/02/21)

FG ATTEMPTED	Career: 15	vs Washington (02/28/19)
	SEC: 11 (3x)	last vs Mississippi State (02/02/21)

3-POINT FG MADE	Career: 5	at Stanford (03/07/19)
	SEC: 2 (2)x	last at Missouri (02/13/21)

3-PT FG ATTEMPTS	Career: 8	vs Lipscomb (12/05/20)
	SEC: 6	at Auburn (12/30/20)

FT MADE	Career: 6	at Auburn (12/30/20)
	SEC: 6	at Auburn (12/30/20)

FT ATTEMPTED	Career: 6	at Auburn (12/30/20)
	SEC: 6	at Auburn (12/30/20)

REBOUNDS	Career: 16	vs North Texas (11/28/20)
	SEC: 8	vs Mississippi State (02/02/21)

ASSISTS	Career: 2 (7x)	last at Missouri (02/13/21)
	SEC: 2 (2x)	last at Missouri (02/13/21)

STEALS	Career: 3	vs Southern (11/29/20)
	SEC: 2 (2x)	last vs Mississippi State (02/02/21)

BLOCKED SHOTS	Career: 6 (2x)	last vs North Texas (11/28/20)
	SEC: 5	vs Ole Miss (01/27/21)

MINUTES	Career: 34:05	vs North Texas (11/28/20)
	SEC: 28:45	at Auburn (12/30/20)



CONNOR VANOVER CAREER STATISTICS

Year	GP	GS	Min	Avg	FG	FGA	Pct	3FG	3FGA	Pct	FT	FTA	Pct	Off	Def	Tot	Avg	PF	FO	Ast	TO	Blk	Stl	Pts	Avg
2018-19 (CAL)	28	15	491	17.5	83	177	.469	27	76	.355	16	24	.667	21	62	83	3.0	38	2	5	18	35	7	209	7.5
2020-21 (ARK)	29	27	483	16.7	70	155	.452	24	74	.324	20	21	.952	27	104	131	4.5	37	0	14	21	51	13	184	6.3
TOTAL	57	42	974	17.1	153	332	.461	51	150	.340	36	45	.800	48	166	214	3.8	75	2	19	39	86	20	393	6.9







CADE ARBOGAST

21

G | So. | 6-3 | 170

Concord, Calif. || De La Salle HS / Lane (Ore.) CC

@cdearbogast

@cdearbogast

Prior to Arkansas:

Played one season at Lane (Ore.) Community College and spent his true freshman season at the University of Oregon ... At Lane CC, Program played a COVID-shortened season ... Played in seven games, averaging nine points and shooting 45 percent from 3-point range ... High School: Earned second team All-East Bay Athletic League as a senior at De La Salle ... Played for head coach Justin Argenal, brother of Razorback assistant Gus Argenal, at De La Salle ... Averaged 10 points, three rebounds and two assists while shooting 40 percent from 3-point range as a senior.

Personal:

Born Aug. 23, 2000 in Walnut Creek, Calif. ... Son of Pete and Carol Arbogast ... Has a sister, Riley ... His uncle, the late Guy Arbogast, was a world-class cross country runner ... Lists golfing and juggling as his hobbies ... Majoring in communications.



LAWSON BLAKE

45

F | Fr. | 6-10 | 225

Fayetteville, Ark. || Link Year Prep (Mo.)

@_lawsonblake_

@lawson.blake

Prior to Arkansas:

Reclassified for 2020-21 and played his senior season at Link Year Prep, the same prep school that produced Razorback All-America Mason Jones ... Averaged 13 points and seven rebounds at Link Year ... As a junior at Fayetteville HS, averaged four points and three rebounds to help the Bulldogs to a 21-9 record.

Personal:

Born Jan. 3, 2002 in San Antonio, Texas ... Son of Larry and Allison Blake ... Had two sisters - Carolina and Macey, and one brother, Walker ... His cousin Josh Stanley played football at N.C. State ... Plays chess, guitar and piano ... Majoring in exercise science.



57





#2 • KHALEN ROBINSON

2020-21 (FRESHMAN)

Opponent	GS	Min	FG-A	3-A	FT-A	Rebounds	PF	A	TO	Bk	Stl	Pts	
Mississippi Valley St.	18:23	5-8	3-5	2-2	0-2	2	0	3	1	0	1	15	
North Texas	5:41	0-1	0-1	2-2	0-0	0	1	0	0	0	0	2	
UT Arlington	13:07	1-1	1-1	0-0	0-0	0	5	1	0	0	0	3	
Lipscomb	20:36	2-6	1-3	0-0	0-2	2	3	4	0	0	1	5	
Southern U.	13:53	0-4	0-2	1-2	0-2	2	1	1	2	0	1	1	
Central Arkansas	2:08	0-0	0-0	0-0	0-0	0	0	0	1	0	0	0	
Oral Roberts	2:27	0-0	0-0	0-0	0-1	1	2	0	0	1	0	0	
Abilene Christian	6:36	1-1	0-0	1-2	0-1	1	0	1	1	0	0	3	
at Auburn	1:50	0-0	0-0	0-0	0-0	0	1	0	0	0	0	0	
Missouri	1:50	0-0	0-0	0-0	0-0	0	1	0	0	0	0	0	
at Tennessee	4:52	0-0	0-0	0-0	0-2	2	2	1	1	0	0	0	
Georgia	DNP	Inj											
at LSU	DNP	Inj											
at Alabama	DNP	Inj											
Auburn	DNP	Inj											
at Vanderbilt	DNP	Inj											
Ole Miss	DNP	Inj											
at Oklahoma State	DNP	Inj											
Mississippi State	DNP	Inj											
at Kentucky	DNP	Inj											
at Missouri	DNP	Inj											
Florida	DNP	Inj											
Alabama	DNP	Inj											
LSU	DNP	Inj											
at South Carolina	DNP	Inj											
Texas A&M	DNP	Inj											
Missouri (SEC)	DNP	Inj											
LSU (SEC)	DNP	Inj											
Colgate (NCAA)	DNP	Inj											
Texas Tech (NCAA)	DNP	Inj											
Oral Roberts (NCAA)	DNP	Inj											
Baylor (NCAA)	DNP	Inj											
Totals	0	92	9-21	5-12	6-8	0-10	10	16	11	6	1	3	29



#3 • TREY WADE

2017-18 (FRESHMAN AT UTEP)

Opponent	GS	Min	FG-A	3-A	FT-A	Rebounds	PF	A	TO	Bk	Stl	Pts	
Louisiana College	20:00	3-7	2-3	2-4	0-3	3	0	0	1	1	0	10	
vs Boise State	7:00	1-5	0-1	2-2	2-0	2	1	0	0	1	0	4	
vs South Carolina	23:00	3-6	1-3	0-1	1-1	2	3	1	0	4	0	7	
vs Appalachian State	13:00	2-5	0-1	0-0	0-3	3	4	0	0	0	1	4	
at New Mexico State	DNP												
Lamar	20:00	6-12	1-3	0-0	2-3	5	2	0	2	1	1	13	
New Mexico State	* 16:00	5-10	1-5	0-1	4-0	4	1	1	1	0	0	11	
New Mexico	DNP												
Washington State	DNP												
Incarnate Word	DNP												
Howard	DNP												
North Dakota State	DNP												
North Texas	11:00	2-4	0-1	0-1	2-4	6	0	1	2	0	0	4	
Rice	24:00	7-11	2-4	0-3	2-6	8	2	1	2	1	0	16	
at Southern Miss	25:00	3-7	0-3	1-2	0-7	7	1	1	2	0	0	7	
at Louisiana Tech	* 15:00	4-5	1-1	0-0	1-2	3	5	0	1	0	1	9	
Florida Atlantic	19:00	2-2	0-0	0-0	0-5	5	1	0	2	0	0	4	
FIU	27:00	4-9	1-2	0-0	3-5	8	2	0	0	4	0	9	
at UTSA	15:00	1-4	0-1	0-0	0-6	6	3	0	1	2	0	2	
at UAB	* 33:00	8-15	3-8	3-3	2-2	4	0	2	1	1	3	22	
at MTSU	* 30:00	6-9	2-2	0-2	3-6	9	1	0	1	1	0	14	
Western Kentucky	* 24:00	1-7	0-2	0-0	2-0	2	3	0	0	0	0	2	
Marshall	* 21:00	4-9	1-2	0-0	0-1	1	2	0	1	1	2	9	
UTSA	3:00	0-2	0-0	0-0	0-0	0	0	0	0	0	1	0	
at Charlotte	6:00	0-2	0-1	0-1	0-0	0	1	0	0	0	0	0	
at Old Dominion	16:00	1-4	1-1	0-0	0-4	4	1	0	1	0	0	3	
Louisiana Tech	22:00	4-6	2-3	0-1	1-3	4	1	0	0	2	0	10	
Southern Miss	6:00	0-2	0-1	0-0	0-0	0	1	0	0	1	0	0	
at Rice	11:00	5-8	0-1	0-0	2-5	7	4	0	0	1	1	10	
at North Texas	12:00	0-2	0-2	0-2	0-1	1	1	2	0	0	0	0	
vs UTSA (CUSA)	25:00	5-7	0-1	0-1	2-8	10	0	0	0	2	0	10	
Totals	6	444	77-160	18-52	8-24	29-75	104	40	9	18	23	10	180

2018-19 (SOPHOMORE AT SOUTH PLAINS JC)

	G/GS	Min	FG-A	3-A	FT-A	Rebounds	PF	A	TO	Bk	Stl	Pts	
Totals	34/34	791	187-363	21-78	61-92	80-155	235	72	80	69	48	30	456



MOSES MOODY

Became Arkansas' first one-and-done as he was picked 13th overall by Golden State in the 2021 NBA Draft after a superb freshman campaign with the Razorbacks.



IN THIS SECTION

SEASON NOTES	66-72
2021 ALL-SEC HONORS	72
2020-21 RESULTS.....	73
PLAYER SEASON & SEC STATS.....	74
PLAYER SEC & NCAA TOURNEY STATS.....	75
TEAM GAME-BY-GAME STATS.....	76
OPPONENT GAME-BY-GAME STATE.....	77
PLAYER GAME-BY-GAME PTS-REB-ASSISTS.....	78
STARTING LINEUPS	78
MISCELLANEOUS STATS.....	79
BOX SCORES	80-87
SEC STANDINGS/NATIONAL POLLS.....	88
ARKANSAS IN THE NCAA & SEC STATS	88





RAZORBACK HONORS

MOSES MOODY:

- ^ 2nd team All-American (Andy Katz NCAA March Madness)
- ^ Honorable Mention All-American (AP)
- ^ 1st team Freshman All-American (Basketball Times)
- ^ Kyle Macy National Freshman of the Year Finalist (Collegelsider)
- ^ Kyle Macy National Freshman All-America (Collegelsider)
- ^ All-District VII (USBWA)
- ^ 1st team All-District 20 (NABC)
- ^ All-Midlands District (Basketball Times)
- ^ SEC Freshman of the Year (Coaches)
- ^ SEC Newcomer of the Year (Media)
- ^ 1st team All-SEC (Coaches)
- ^ 1st team All-SEC (AP)
- ^ 1st team All-SEC (USA TODAY)
- ^ SEC All-Freshman Team
- ^ 3x SEC Freshman of the Week
- ^ SEC Men's Basketball Community Service Team

ERIC MUSSELMAN:

- ^ Jim Phalen National Coach of the Year Finalist
- ^ Naismith National Coach of the Year Semifinalist
- ^ Midlands District Coach of the Year (Basketball Times)

JD NOTAE:

- ^ National Sixth Man of the Year (Bleacher Report)
- ^ SEC Sixth Man of the Year (Coaches)

JUSTIN SMITH:

- ^ First team All-SEC (USA TODAY)
- ^ All-Glue Team (Seth Davis/TheAthletic.com)

JALEN TATE:

- ^ NCAA Tournament All-South Region



Quick Hits

- **Arkansas won 25 games overall – tied for 8th-best in the NCAA.**
 - ^ It was Arkansas' most wins since 1996-97 (26-10) and second-most since 1994-95.
 - ^ Arkansas has now won at least 25 games 13 times in 98 years of basketball.
- **Arkansas won 13 SEC games to finish second in the conference.**
 - ^ The 13 SEC wins ties for 2nd-most in school history despite playing just 17 games.
 - ^ The 13 SEC wins were the most since going 13-5 in 2014-15.
 - ^ It marked the 2nd time Arkansas finished 2nd in the SEC since 2011-12 – the year the league went away from divisional play.
- **Arkansas was the #3 seed in the NCAA South Regional.**
 - ^ It was Arkansas' best seed since being seeded #2 in 1995.
 - ^ It marked Arkansas' 7th time to be a top 3 seed since 1979 when the current NCAA seeding process began.
- **Eric Musselman became the first Arkansas coach to:**
 - ^ win at least 20 games in each of his first two seasons.
 - ^ win as many as 45 games in each of his first two seasons.
 - ^ take the Razorbacks to the Elite 8 within his first two seasons.

In the Rankings

- Arkansas finished **#6 in the USA TODAY** coaches poll (voted upon after the NCAA Tournament) and **#10 in the Associated Press** poll (which did not factor in the NCAA Tournament).
 - ^ It marks the first time since 2015 the Razorbacks ended the season ranked - finishing 20th in the coaches poll and 21st by AP.
 - ^ It marks the first time since 1995 Arkansas ended the season among the nation's top 10 - finishing second by the coaches and sixth in both the AP and UPI polls that season.
- **The Razorbacks had an NCAA NET of 14.**
 - Was 8-6 vs QUAD 1 opponents, 6-1 vs QUAD 2 and a combined 11-0 vs QUAD 3 & 4.
 - **MOST NCAA QUAD 1 WINS IN 2020-21**
 - ^ 13 Baylor (13-2)
 - ^ 12 Gonzaga (12-1); Illinois (12-6)
 - ^ 10 Michigan (10-3); Oklahoma State (10-7); Oregon State (10-7)
 - ^ 9 Alabama (9-5); Southern Cal (9-7); Ohio State (9-6)
 - ^ 8 **ARKANSAS (8-6)**; Colorado (8-6); Texas (8-6)
 - Was 1 of 13 teams in the NCAA NET 30 to have 1 or fewer losses vs Quad 2 teams.
 - Was 1 of 28 teams in the NCAA NET 100 to go undefeated vs Quad 3 & 4 teams.
 - Arkansas was 6-0 in the month of February including five QUAD 1 wins.
- **Overall, Arkansas posted eight QUAD 1 wins over its final 13 games.**
 - ^ at #60 Kentucky • at #47 Missouri • vs #31 Florida • vs #7 Alabama • vs #28 LSU
 - ^ vs #47 Missouri (SEC) • vs #9 Colgate (NCAA) • vs #16 Texas Tech (NCAA)
- **Other Rankings:** ^ 7 – RPI ^ 18 – Strength of Schedule ^ 20 – Non-Conf RPI

10th Elite 8 Appearance

- Arkansas made its first appearance in the Elite 8 since 1995 and 10th overall.
- Eric Musselman is made his first appearance in the Elite 8 as a collegiate head coach.
 - ^ Musselman has taken his collegiate teams to two Sweet 16's in the last three NCAA Tournaments. (Nevada in 2018 and Arkansas in 2021.)

Moody Becomes Arkansas' 1st "One and Done"; Goes in Lottery to Warriors

- Moses Moody announced on April 9 that he would hire an agent and enter the 2021 NBA Draft.
- An NBA Lottery pick, going 13th overall in the NBA Draft to the Golden State Warriors, Moody became the program's first "one and done" since the 2005 NBA's Collective Bargaining Agreement was adopted.
- He was Arkansas' 40th NBA Draft pick – third in as many years – and the program's 13th NBA first round selection.
- He additionally became the Razorbacks' sixth lottery pick since its inception in 1985, joining Joe Kleine (#6 pick in 1985), Todd Day (#8 in 1992), Corliss Williamson (#13 in 1995), Joe Johnson (#10 in 2001) and Ronnie Brewer (#14 in 2006).

Arkansas Finishes as NCAA Attendance Leader

- Arkansas was the 2020-21 NCAA leader in attendance in terms of both average (4,284) and cumulative total (72,822).
 - ^ Tennessee was second in both categories: 4,191 average and 67,056 total.
- Arkansas was one of 17 DI schools to have an arena capacity of at least 20 percent, ranking 13th at 22.31 percent.

In the NCAA/SEC

- Arkansas led the SEC in four categories and ranked among the NCAA top 40 in 13.

CATEGORY	#/AVG	NCAA	SEC
- FT Made	501	3rd	1st
- Total Blks	158	3rd	2nd
- FT Att	677	5th	1st
- Total Rebounds	1,271	5th	3rd
- Total Steals	251	7th	2nd
- Scoring Off./PPG	81.4	11th	2nd
- Total Assists	466	13th	1st
- Blks/Gm	4.9	17th	4th
- W-L Pct.	.781	17th	2nd
- Rebounds/Gm	39.72	18th	2nd
- Scoring Margin	+10.6	24th	1st
- Total 3-PT Att	702	27th	3rd
- Def Rebs/Gm	27.78	33rd	2nd

- Arkansas also ranked second in the SEC in Assist-to-Turnover Ratio and Turnover Margin





Poll Wins

- **Arkansas defeated #10 Missouri (86-81 in overtime) in Columbia.**
 - ^ The win was the Razorbacks' first over an AP top 10 program since defeating #5 Texas on Jan. 27, 2016, in Bud Walton Arena.
 - ^ It was additionally the Hogs' first road win over an AP top 10 team since handing #10 Tennessee a 73-69 defeat on Feb. 25, 2006.
 - ^ In fact, it was just Arkansas' fifth-ever road win over an AP top 10 team and, like at Mizzou, the Razorbacks trailed at halftime in all five wins.
- **Two games later, #20 Arkansas defeated #6 Alabama in Fayetteville.** That game on Feb. 24 was the first top 25 match-up in Bud Walton Arena since then #16 Arkansas defeated then #13 South Carolina, Feb. 18, 1998.
 - ^ It was Arkansas' first win over a team ranked #6 since beating then #6 Kentucky on Feb. 20, 1999.
 - ^ The 15-point win over a top 10 program was the 5th-largest margin of victory by the Hogs all time. (HogStats.com).
- **Arkansas beat two top 10 teams this year (at #10 Missouri and vs #6 Alabama)** in the nation in the same season since the 2008-09 season, taking down #4 Oklahoma, 96-88, on Dec. 20, 2008, and #7 Texas, 67-61, on Jan. 6, 2009.
 - ^ The last time Arkansas beat two top 10 programs in the same month was Feb. 2006 versus #10 Florida, 85-81, on Feb. 18, 2006, and #10 Tennessee, 73-69, on Feb. 25, 2006.
- Including the wins over #10 Missouri and #6 Alabama and the loss to #3 Baylor in the Elite 8, the Razorbacks' are 13-33 versus top 10 opponents since 2000 - including just three wins (two this year) since 2010.
- **Arkansas defeated #21 Texas Tech in the NCAA second round.**
 - ^ The last time Arkansas had at least three wins over a ranked team was 2007-08 when the Hogs had four.
- **ARKANSAS IS NOW 101-155 WHEN FACING A RANKED TEAM.**
- **Arkansas is 404-116 all-time (9-2 this year) when playing as a ranked AP team.**
 - ^ Arkansas, then #24, beat Florida in its return to the poll since Jan. 6, 2018,
 - ^ Arkansas beat #6 Alabama and LSU in the same week as the #20 team.
 - ^ Arkansas beat South Carolina and Texas A&M as the #12 team (AP) in the land.
 - ^ Arkansas was 1-1 at the SEC Tournament as the #8 team.
 - ^ Arkansas was 3-1 in the NCAA Tournament as the #10 team.
- Eric Musselman is 47-14 when his team is ranked in either poll, 9-2 at Arkansas.

8 Quad 1 Wins over Last 13 Games; 4 of 9 Non-Conf Opp Made NCAA Field

- Of its six wins in February (going 6-0), Arkansas tallied five QUAD 1 wins: vs Alabama (then #7 NET), at Missouri (then #43 NET), vs Florida (then #29 NET), vs LSU (then #28 NET) and at Kentucky (then #60 NET).
- With a win over Missouri in the SEC quarterfinal, over Colgate in the NCAA first round and over Texas Tech in the NCAA second round, Arkansas had eight QUAD 1 wins over its last 14 games.
- Of Arkansas' nine non-conference opponents, four made the NCAA field including North Texas (W, 69-54), Oral Roberts (W, 87-76), Abilene Christian (W, 85-72) and Oklahoma State (L, 81-77 in SEC-Big 12 Challenge).
 - ^ All four won the NCAA first round. Oral Roberts reached the Sweet 16 before being ousted by the Hogs.

Impressive 17-Point, Opening-Round Win vs Colgate

- Arkansas had an impressive 17-point, opening-round win over Colgate in the NCAA Tournament.
- Down 14 with 5:28 left in the first half, Arkansas went on a 17-0 run to end the first half (then scored the first points of the second half for a 19-0 run)., Arkansas held Colgate scoreless for the final 5:28 in the first half, holding the Raiders to 0-of-8 shooting).
- In the decisive 10-0, second-half run, Arkansas held the Raiders scoreless for 3:41.
- The Raiders entered the game second in the NCAA in scoring (86.3 ppg) and seventh in field goal percentage (.498) but were held to 18 points below their average (68 points) and 101 percentage points below their shooting percentage (.397).
- Arkansas won despite being out-rebounded (42-37). Arkansas is now 4-4 this year when being out-rebounded.
- Arkansas is 15-0 this year when scoring at least 80 points.
- Arkansas is 7-0 when at least five players score in double figures.
- Arkansas has won by double-digits in 17 of its 23 wins. Arkansas entered the game 21st in the NCAA in scoring margin. (Colgate entered the game 4th in the NCAA in scoring margin.)

Razorbacks Grind Out Second-Round Win vs Texas Tech

- Arkansas led Texas Tech by 13 (56-43) with nine minutes left to play in the game. The Hogs only scored 12 points the rest of the way, but turned up the defense to hold on for the two-point win (68-66).
- Justin Smith had a dunk to put Arkansas up four (67-63) with 2:47 left. Tech made three free throws over the next minute and trailed by one. Max McClung missed the front end of a 1-and-1 at 1:19 and JD Notae made the first of two free throws with 19 seconds left for a 2-point lead. Texas Tech missed its final layup and JD Notae pulled down the rebound for the win.
- Arkansas is just 9-4 when scoring 60-69 points under Musselman but is 16-0 when holding opponents to 60-69 points.
- As a college head coach, Eric Musselman is just 17-15 when scoring 60-69 points and 60-6 when holding opponents to 60-69 points.
- Arkansas held Tech to 36.1 F% (TTU entered the game shooting 44.3 F%).

Arkansas Edges Oral Roberts in Sweet 16

- Meeting for the second time, Arkansas followed a similar script to take down Oral Roberts in the Sweet 16, 72-70.
- In the first meeting, Arkansas was down 10 at halftime but rallied to win 87-76. In the NCAA, Arkansas was down seven at the break and by 12 with 15:26 left in the game.
- The Golden Eagles withstood a Razorback challenge and led by seven (57-50) with 8:59 left. Arkansas then used a 13-3 run to take its first lead since midway through the first half. From that point, the game experienced four of the 10 ties, the last coming with 31 seconds left when ORU made 1-of-2 free throws to make the score 70-70.
- Arkansas worked the clock and Jalen Tate found Davonte Davis for a jumper with 3.1 seconds left to put the Razorbacks up 72-70. After a timeout, ORU's Max Abmas, the nation's leading scorer, missed a 3-point attempt from the right wing as the buzzer sounded for the two-point Arkansas win.

2020-21 MISCELLANEOUS STATS

RECORD BREAKDOWN

At Home	16-1
On The Road	5-4
Neutral	4-2
White Uniforms	6-0
White '94 Throwback Uniforms	6-2
White "Hog" Uniforms	8-0
Cardinal Uniforms	5-5
Anthracite Uniforms	0-0

GENERAL

When Arkansas controls the tip	16-3
When opponent controls the tip	10-4
When Arkansas scores first	16-4
When opponent scores first	9-3

LEADS AND DEFICITS

Leading at the half	18-1
home: 12-0 road: 4-1 neutral 2-0	
Trailing at the half	7-6
home: 4-1 road: 1-3 neutral: 2-2	
Tied at the half	0-0
home: 0-0 road: 0-0 neutral 0-0	
Games decided by 1-to-5 points	5-2
Games decided by 6-to-10 points	3-2
With 5:00 left Leading: 24-0 Trailing: 0-6 Tied: 1-1	
With 2:00 left Leading: 24-0 Trailing: 1-6 Tied: 0-1	
Overtime games	1-0

OFFENSE

Scoring less than 70 points	3-2
Scoring 70-79 points	7-5
Scoring 80-89 points	9-0
Scoring 90-99 points	3-0
Scoring 100+ points	3-0
1 or 2 Players in Double Figures	0-3
3 Players in Double Figures	5-1
4 Players in Double Figures	13-2
5-7 Players in Double Figures	6-1
8 Players in Double Figures	1-0
At least 1 Player Scores 20+ Points	13-3
When 2+ Players Score 20+ Points	5-1
When shooting at least 50 percent FG	7-1
When shooting at least 33 percent 3FG	13-2

REBOUNDING/TURNOVERS

When out-rebounding opponent	17-3
When out-rebounded	5-4
When rebounds are even	2-0
When grabbing 10+ offensive reb	16-6
When forcing 15+ turnovers	13-3
When committing less than 15 turnovers	18-1

BY MONTH

In November	2-0
In December	7-0
In January	5-4
In February	6-0
In March	6-2

LED HIS TEAM IN SCORING (INCLUDES TIES)

Player	16-17	17-18	18-19	19-20	20-21	Career
Davis	NA	NA	NA	NA	3	3
Iyiola	NA	3	7	NA	0	10
Jackson	2	NA	7	4	0	13
Moody	NA	NA	NA	NA	11	11
Notae	NA	15	16	NA	7	38
Tate	0	0	7	5	2	14
Sills	NA	NA	1	1	2	4
Smith	NA	1	1	3	7	12
Vanover	NA	NA	1	NA	2	3

LED HIS TEAM IN REBOUNDING (INCLUDES TIES)

Player	16-17	17-18	18-19	19-20	20-21	Career
Davis	NA	NA	NA	NA	2	2
Henderson	NA	NA	0	2	0	2
Iyiola	NA	16	22	NA	--	38
Jackson	1	NA	13	7	1	22
Kimble	NA	NA	NA	8	0	8
Moody	NA	NA	NA	NA	8	8
Notae	NA	3	13	NA	0	17
Sills	NA	NA	0	2	2	4
Smith	NA	1	5	3	13	22
Tate	0	0	2	4	2	8
Vanover	NA	NA	3	NA	5	8
Williams	NA	NA	NA	NA	7	7





Second Half Surge

- Including the loss to Baylor, Arkansas out-played its opponents in the second half of the NCAA Tourney.
- ^ Arkansas 40.5 ppg 42.4 FG% 20.8 rpg 17 TO 10 steals
- ^ Opponents 35.0 ppg 40.7 FG% 16.8 rpg 27 TO 8 steals
- Justin Smith led the Hogs int he second half at the NCAA tournament by averaging 10.0 points and 5.8 rebounds in the period with shooting 57.1% from the field.

Comeback Kids

- Arkansas led the NCAA for the season with 10 victories when trailing by double digits – all 10 coming over the final 18 games and three in the NCAA Tournament.
- Arkansas trailed by double digits in eight of its last 10 games and the Hogs won seven of the eight with two losses (to LSU in the SEC semifinal and to Baylor in the NCAA Elite 8.)
- Over the last 10 NCAA Tournaments, Arkansas joins UConn (2014) and Kansas (2012) as the only teams to trail by double digits and win their first three games. UConn went on to win the national championship and Kansas was national runner-up.

Don't Call it A Comeback

- Arkansas' 12-game SEC win streak started and finished with impressive comebacks.
- Arkansas dug a 19-point deficit with 4:17 left in the first half versus Auburn.
- ^ Arkansas went on a 13-4 run to get to within 10 (41-31) before Sharife Cooper hit two free throws with 13 seconds left to provide the halftime score (43-31).
- ^ To start the second half, Arkansas went on an 18-4 run to grab its first lead (47-45 at the 13:26 mark).
- With the win, Arkansas snapped a 42-game losing streak when trailing by 12-plus points at halftime dating back to a 72-69 win at Georgia on Feb. 3, 2010 (HogStats.com).
- Arkansas is 3-78 when trailing by 12-plus points at halftime since January 1995 and just 11-108 since January 1970 (HogStats.com).
- The Razorbacks were 7-6 for the season when trailing at halftime (4-1 at home) after being 4-11 in such games last season.

Musselman Doesn't Mind Being Down in NCAA Tourney

- Eric Musselman would certainly prefer to be in the lead, but has no worries when getting down in the NCAA Tournament.
- **Each of Eric Musselman's five NCAA Tournament wins as a head coach (two at Nevada and three at Arkansas) have come despite facing double-digit deficits.**
- ^ **2018 NCAA 1st Round:** Nevada was down 14 (40-26) to Texas with 18:42 left in regulation. Nevada made a basket with three seconds left to force overtime and defeated the Longhorns by four (87-83).
- ^ **2018 NCAA 2nd Round:** Nevada was down 17 (27-10) to Cincinnati in the first half and down 20 (65-45) with 10:49 left in the second half. Nevada tied it (73-73) with 54 seconds left then sank a basket with three seconds left to win 75-73.
- ^ **2021 NCAA 1st Round:** Arkansas was down 14 to Colgate with 5:28 left in the first half before going on a 19-0 run. Arkansas was down six (50-44) with 13:49 left but took a 55-54 lead with 10:20 left and led the rest of the way.
- ^ **2021 NCAA 2nd Round:** Arkansas was down 10 to Texas Tech with 10:34 left in the first half before going on a 20-8 run to lead by two going into halftime. Arkansas was never relinquished the lead in the second half.
- ^ **2021 NCAA Sweet 16:** Arkansas was down seven at halftime and down 12 to Oral Roberts with 15:26 left in the second half. Arkansas went on an 11-2 run to get to within three (48-45 with 12:44 left). Then down seven with 8:59 left, Arkansas went on a 12-3 run to lead by two (62-60) with 5:01 left.
- ^ **2019 NCAA 1st Round:** Nevada did not win but was down 18 (51-33) to Florida with 14:03 left in the game. Nevada worked its deficit to two (63-61) with 2:02 left, but the Gators held on for a 70-61 win.
- ^ **2021 NCAA Elite 8:** Arkansas dd not win but was down 18 (29-11) to eventual national champion Baylor with 11:01 left in the first half. Arkansas rallied to be down eight at halftime and only trailed by four with 9:34 left in the game and again at 7:34.



Arkansas Won 12-Straight vs SEC Opponents

- After defeating Missouri in the SEC quarterfinal, Arkansas' tied a program record with its 12th-straight "W" versus an SEC opponent.
- The 1993-94 team also won 12 straight versus SEC opponents. Ironically, like this year, the 1993-94 team won its final 11 SEC games, won its SEC quarterfinal game and lost in the SEC semifinal.
- Both teams reached the Elite 8 but the 1993-94 team went on to win the national championship.

20+ Overall Wins; 13 SEC Wins; Best SEC Finish in 2015

- Arkansas won at least 20 games for the second straight season and Coach Musselman has won at least 20 games in each of his six seasons as a collegiate head coach. He is the only Arkansas coach to win at least 20 in years one and two and his two-year win total of 45 is the best by a Razorback coach in his first two years.
- Arkansas' 13 conference wins tied for the second-best win total in program history and are the most since going 14-2 in the national championship season (1993-94). Arkansas was 13-3 in its first season in the SEC (1991-92). **NOTE:** Arkansas was one game shy of a full 18-game SEC schedule this season as a previous game with Texas A&M was canceled due to COVID-19 protocols in the Aggie program.
- The second-place regular-season finish is the program's best since finishing 2nd in 2014-15 and ties for the program's best league finish since the SEC went away from divisional play in 2011-12.

Freebies; Arkansas 3rd in NCAA in FT Made; 5th in Attempts

- In two of Arkansas' closest losses this season, the Razorbacks made single-digit free throws, 8-of-10 in a 5-point loss at Tennessee (UT was 20-of-26)
- 4-of-7 in a 4-point loss at Oklahoma State (OSU was 12-of-15)
- After the Oklahoma State game, **the Hogs bounced back over the last 14 games to make 234-of-311 (75.2%) ... an average of 16.7 makes on 22.2 attempts**
- **VS BAMA (2/24): Arkansas was 27-of-43 (Bama was 3-of-8) and Moses Moody was 16-of-19**
The 43 FTA were the 6th most in an SEC regular-season game by Arkansas





16 makes by Moody ties for 6th-most FT made by a Hog in a game - 3rd-most in an SEC game

19 attempts by Moody ties for 7th-most FT attempted by a Hog in a game - 3rd most in an SEC game

- VS LSU (2/27): Arkansas was 23-of-31 (LSU was 6-of-12) and Moses Moody was 11-of-14
- VS COLGATE: Arkansas was 22-of-29 (COL was 10-of-17) and Justin Smith was a career-best 11-of-13
- VS ORAL ROBERTS: Arkansas was 13-of-15 (ORU was 10-of-13 including a miss with 31 seconds left to keep the game tied at 70-70)
- **OVERALL IN NCAA: Arkansas was 64-of-84 for 76.2%** (OPPONENTS were 45-of-65 for 69.2%)
 - ^ Jalen Tate (19-22; 86.4%) and Justin Smith (13-16; 81.3%) both shot over 80% from the line in the NCAA Tourney
- Arkansas ranked 3rd in the NCAA / 1st in the SEC in free throws made (501)
- Arkansas ranked 5th in the NCAA / 1st in the SEC in free throw attempts (677)
- Moses Moody ranked 5th in the NCAA / 2nd in the SEC in free throws made (151)
 - ^ In 2016, Eric Musselman's Nevada squad led the NCAA in FT made (730) and were 2nd in FT attempts (992).
 - ^ In 2020, Arkansas' Mason Jones led the NCAA in both FT made (233) and FT attempts (282).
 - ^ In his first six years as a college coach, Musselman's teams have ranked 1st (4x) or 2nd (2x) six times in their respective league in free throws made.

Impressive Rebound ... Of 350 NCAA DI Schools

LAST YEAR in NCAA / SEC

342nd in rebound margin / 14th SEC	-6.8
332nd in rebounds per game / 14th SEC	31.53
325th in offensive rebounds / 14th SEC	7.5
288th in defensive rebounds / 12th SEC	24.03

THIS YEAR in NCAA / SEC

57th in rebound margin / 3rd SEC	+4.0
18th in rebounds per game / 2nd SEC	39.72
44th in offensive rebounds / 8th SEC	11.94
33rd in defensive rebounds / 2nd SEC	27.78

- Arkansas led the SEC in defensive rebound percentage, grabbing 73.5% of opponents' misses.
- Justin Smith's 17 boards vs Oral Roberts (Dec. 20) was the most (tied) by an SEC player for the season.

OTHER REBOUND NOTES

- Arkansas had 58 rebounds versus both Oral Roberts (12/20) and Mississippi Valley - the most by Arkansas under Musselman and 3rd-most by a Musselman-coached college team.
- Arkansas had 44 defensive rebounds versus Lipscomb - THE MOST by a Musselman-coached college team
- Arkansas' 24 offensive rebounds versus Oral Roberts (12/20) are the most by Arkansas under Musselman and the second-most by a Musselman-coached college team. Arkansas added 18 offensive boards vs ORU in the Sweet 16.
- Arkansas out-rebounded its opponent 20 times for the season and was 17-3 in such games.
 - ^ Arkansas only out-rebounded its opponent four times last season (4-0).
 - ^ Musselman's collegiate teams are 91-13 when out-rebounding their opponents.

Double Digit Wins; 24th in NCAA/1st in SEC in Scoring Margin

- 17 of Arkansas' 25 wins for the year were by double digits.
- Arkansas won eight of its 17 SEC regular-season games by double-digits.
- To start the year, Arkansas won each of its first nine games of 2020-21 by double digits - and 10 straight dating back to an 86-73 victory over Vanderbilt in the 2020 SEC Tournament.
- Arkansas was the first SEC team in six years to open the season with nine-straight wins and all by double figures.
- Thanks to these totals, Arkansas ranked 24th in the NCAA / 1st in the SEC in scoring margin at +10.6.

Half a Hundred; 11th in NCAA/2nd in SEC in Scoring

- **Arkansas scored 90-plus points six times this season, including four of its wins in SEC play, and scored between 80-89 points an additional 10 times.**
- Arkansas scored 56 second-half points in the win over Georgia. It was the most by Arkansas in the second half of an SEC game since scoring 60 at Alabama on Jan 30, 2002 - a 109-94 final (HogStats.com).
- Arkansas (down five at halftime) scored 51 second-half points in the home LSU win.
- Arkansas scored 49 first-half points in the first half; 52 in the second at South Carolina.
- Arkansas scored at least 50 points in a half seven times this season.
 - ^ Mississippi Valley State 61 in the first half **AND** 81 in the second half
 - ^ Central Arkansas 59 in the second half
 - ^ Oral Roberts 57 in the second half
 - ^ Georgia 56 in the second half
 - ^ LSU 51 in the second half
 - ^ South Carolina 52 in the second half
- Despite its struggles at LSU and at Alabama, Arkansas still scored 45 and 40 second-half points, respectively.
- Thanks to these totals, Arkansas ranked 11th in the NCAA / 2nd in the SEC in scoring at 81.4 ppg.

Valuing the Ball

- Coach Musselman preaches to his team to "value the ball."
- Arkansas was 14-3 when committing less than 15 turnovers.
- In his six years as a collegiate head coach, Musselman's teams have led their respective conference in fewest turnovers per game four times, assist-to-turnover ratio three times and turnover margin three times.
- **This year in the SEC:**
 - ^ Arkansas ranked 2nd assist-to-turnover ratio (1.13)
 - ^ Arkansas ranked 2nd in turnover margin (+2.2)
 - ^ Arkansas ranked 3rd in fewest turnovers per game (12.9)
- Arkansas committed single-digit turnovers five times for the season.
 - 7 vs Miss Valley State • 8 vs UCA • 9 vs Mizzou • 6 at UK • 9 vs Texas Tech

Taking Charge

- Arkansas took 63 charges for the season (2.0 per game).
- Jaylin Williams led the team with 16 charges taken despite missing four games.
- Moses Moody drew five charges vs Mizzou in the SEC Tourney. He had 14 for the season to rank second on the team.
- Jalen Tate was third with 13.





Block Party: 17th in NCAA

- Arkansas had 11 rejections in the win over #6 Alabama, including a career-high four by Jalen Tate, a career-high three by Moses Moody and two by Ethan Henderson. The Razorbacks added six three days later in the win over LSU including a career-high four by Jaylin Williams while Connor Vanover blocked four shots at South Carolina.
- ^ The 11 blocked shots were the most by the Hogs in the Musselman era and tied for the most by a Musselman-coached team.
- Arkansas blocked at least four shots in 15 of the last 19 games and RANKED 17TH IN THE NCAA in blocks per game (4.9) – and were 3RD IN THE total blocks (158).
- Connor Vanover had six blocked shots vs North Texas and five blocked shots each versus Ole Miss and Oklahoma State and four at South Carolina. Overall, he had eight games with at least three blocked shots.
- ^ He ranked 5th in the SEC / 45th in the NCAA in blocks per game (1.76) and ranked 27th nationally / 4th in the SEC in total blocked shots (51).
- OTHER TEAM LEADERS: Moses Moody (21), Jaylin Williams (18), Justin Smith (18), Jalen Tate (13), Ethan Henderson (12) and JD Notae (11).



Highlights in SEC 12-Game Win Streak

- AUBURN:** Arkansas was down 19 (37-18) with just over four minutes left in the first half. Arkansas made 8 of its last 10 field goals in the first half to trim the deficit to 12 at the break.
- Arkansas opened the second half on a an 18-4 run and shot 52.9% from the field in the period.
- AT VANDERBILT:** Arkansas led from wire-to-wire, dished out 22 assists and shot a season-best 57.1% from the field, including 42.1% from 3-point range. Arkansas has won seven straight and 11 of the last 12 versus Vanderbilt.
- OLE MISS:** Arkansas held Ole Miss to its season-low 59 points and the Rebels missed their first 14 3-pointers, finishing 1-of-16 from deep.
- MISSISSIPPI STATE:** Arkansas snapped a six-game losing streak to Mississippi State dating back to Feb. 9, 2016.
- Arkansas was down 14-2 to start the game as the Razorbacks missed 16 of its first 17 shots of the game. Arkansas used a 21-2 run in the first half and a 10-2 run to start the second to get the win.
- The MSU game was just the first time four Razorback players scored at least 10 points and had seven rebounds in an SEC game (Smith 10 & 10; Vanover 13 & 8; Davis 10 & 8 and Moody 13 & 7). It was just the second time it has ever happened with the other occurring in 1996 versus Troy. (HogStats.com).
- AT KENTUCKY:** Arkansas snapped an eight-game losing streak to Kentucky dating back to Feb. 27, 2014.
- Jalen Tate got an offensive rebound, was fouled and made two free throws with 4.3 seconds left to provide the 81-80 final. (Davonte Davis sealed the win with a steal.) The last time Arkansas won that late in a game was Mason Jones banking a 3-pointer from right wing with 0.1 seconds left in OT to win at Georgia Tech, 62-61, on Nov. 25, 2019.
- Odd stat ... Kentucky shot a season-best 53.8% (14-of-26) from 3-point range, but just 11-of-35 (31.4%) from 2-point.
- AT MISSOURI:** Arkansas was 20-of-23 at the free throw line, including 7-of-9 in overtime. The 20 made were the most since making 23-of-34 in an earlier loss to Missouri this year (Jan. 2, 2021). Arkansas has made 20-plus free throws five times this year and has shot over 80% from the line seven times.
- The win was the Razorbacks' first over an AP top 10 program since 2016. It was additionally the Hogs' first road win over an AP top 10 team since 2006. In fact, it was just Arkansas' fifth-ever road win over an AP top 10 team
- FLORIDA:** Arkansas got just the third win over the Gators in the last 20 games. Florida had won three straight, 11 of the last 12 and 17 of the last 19 heading into the game.
- ALABAMA:** Arkansas led for 31:55 but the Crimson Tide scored the first seven points of the second half to lead by six 45-39. Arkansas answered with a 17-2 run – including a 10-0 spurt – to lead by nine. Alabama cut its deficit to four before the Hogs went a 14-2 run to go up 16 with 5:55 left and held a double-digit lead the rest of the way.
- LSU:** Arkansas was down five at halftime and shot just 33/3% from the field in the half. The Razorbacks bounced back to score 51 second-half points and shot 55.2% from the field. Arkansas used a 17-5 run early in the second half to go from seven down to up five with 14:41 left. LSU got to within three (56-53 with 12:11 left) before Arkansas went on a 22-4 run (including a 14-1 run) to take its largest lead of 21 points with six minutes left.
- SOUTH CAROLINA:** Three Razorbacks scored over 20 points for a 101-73 win for the program's fourth straight SEC road win. By scoring over 100 points, Arkansas cracked the century mark in an SEC game for the first time since defeating Auburn 101-87 on Feb. 10, 2015. The 28-point win is the 11th-biggest margin of victory in an SEC game, the third-largest in an SEC road game and the 22nd-largest in a road game ever.
- TEXAS A&M:** Arkansas erased a 14-point, first half deficit (three at halftime) and won for the first time this year when trailing with two minutes to play. Arkansas shot 60% from the field (18-30) and was 4-of-8 from 3PT in the second half.
- MISSOURI:** Arkansas was down 10 to Missouri with 9:18 left in the first half. The Hogs used a 16-0 run and only trailed one at halftime. With the win, Arkansas improved to 15-2 in SEC quarterfinal games.



Ground Hog Month

- Arkansas went undefeated in February (6-0) for the first time since 1993-94.
- Also for the year, Arkansas was undefeated in November (2-0) and December (7-0).
- ^ The last time the program had multiple undefeated months was 1993-94 - 1-0 in Nov., 7-0 in Dec., 8-0 in Feb and 1-0 in April.

Moody Closed the Regular-Season on Fire

- Moses Moody closed the season on fire.
- ^ He earned back-to-back SEC Freshman of the Week honors in the final two weeks of the regular season.
- ^ His scoring average went from 16.2 to 17.4.
- ^ Tied his career-high three times with 28 at South Carolina, 28 vs Texas A&M and 28 vs LSU in the SEC semifinals.
 - He added 24 versus #6 Alabama.
- ^ Led the team in rebounding in both SEC tourney games – 8 vs Mizzou and 9 vs LSU – and averaged 7.0 in the last 6
- ^ Made a career-high five 3-pointers vs Texas A&M, adding four at South Carolina and four vs LSU in the SEC Tourney
- ^ Dished out a career-high five assists vs LSU (2/27), adding four vs Alabama (2/24).
- ^ Had a career-high three steals versus Alabama AND a career-high three blocked shots vs Alabama.





MOODY IN RARE AIR

• MOSES MOODY WAS 1 OF ONLY 5 NCAA FRESHMEN TO AVERAGE OVER 16.0 POINTS PER GAME.

1. Cameron Thomas (LSU)	23.0 ppg
2. Cade Cunningham (OK St)	20.1 ppg
3. Rayshon Harrison (Presbyterian)	17.2 ppg
4. Moses Moody (ARK)	16.8 ppg
5. Evan Mobley (Southern Cal)	16.4 ppg

• MOSES MOODY WAS 1 OF ONLY 3 NCAA FRESHMEN TO AVERAGE OVER 15.0 POINTS AND 5.0 REBOUNDS.

Cade Cunningham (OK St)	20.1 ppg	6.19 rpg
Moses Moody (ARK)	16.8 ppg	5.75 rpg
Evan Mobley (Southern Cal)	16.5 ppg	8.67 rpg

• MOSES MOODY WAS 1 OF 2 PLAYERS (ONLY FROSH) IN THE SEC to rank among the league's top 20 in the following:

Moses Moody (ARK)	^ Scoring (3rd)	^ FG% (9th)	^ 3PT% (17th)	^ FT% (9th)	^ Rebounds (17th)
Tre Mann (FLA)	^ Scoring (8th)	^ FG% (7th)	^ 3PT% (9th)	^ FT% (6th)	^ Rebounds (18th)

• MOSES MOODY WAS 1 OF 3 PLAYERS (ONLY FROSH) IN THE SEC to average at least 16.0 points and 5.0 rebounds

Moses Moody (ARK)	16.8 ppg (4th in SEC)	5.8 rpg (17th in SEC)
Trendon Watford (LSU)	16.3 ppg (6th in SEC)	7.4 rpg (5th in SEC)
Tre Man (FLA)	16.0 ppg (8th in SEC)	5.6 rpg (18th in SEC)

• MOSES MOODY WAS 1 OF 3 PLAYERS (ONLY FROSH) IN THE SEC shooting at least: 42% FG, 35% 3PT AND 80% FT.

Moses Moody (ARK)	42.7 FG%	35.8 3PT%	81.2 FT%
Iverson Molinar (MSU)	47.3 FG%	41.9 3PT%	81.0 FT%
Tre Mann (FLA)	45.9 FG%	40.2 3PT%	83.1 F%

Moses Delivers

- Razorback freshman Moses Moody led the team – and ranked **third in the SEC in scoring** (16.8 ppg).
- He is just the sixth freshman to led UA in points per game during a season**
 - ^ George Kok (18.7 in 1944-45)
 - ^ Scotty Thurman (17.4 in 1992-93)
 - ^ Joe Johnson (16.0 in 1999-00)
 - ^ Jonathon Modica (11.5 in 2002-03)
 - ^ Patrick Beverley (13.9 in 2006-07)
- He was the only Hog to make a 3-pointer in each of the first 14 games before going 0-of-4 in game 15 vs Auburn. He has made a 3-pointer in 27 of 31 games.
- Moody was 5th in the NCAA / 2nd in the SEC in free throws made (151).
- Moody set the Arkansas freshman for free throws made (151) and attempted (186) in 32 games. The previous mark was 116-of-169 by Kareem Reid in 1995-96 (in 33 games).

Sixth Man Has Fourth-Best; Was Feeling It vs Baylor

- JD Notae carried Arkansas in its SEC quarterfinal win over Missouri.
 - ^ Notae scored 27 points, his best as a Razorback and the fourth-best output of his career.
 - ^ It was his fifth 20-point game of the season and his 20th 20-point game of his career.
 - ^ Scored 12 points during a 16-0 run in the first half to turn a 10-pt deficit (Mizzou's largest lead) into a 6-pt lead
 - ^ Scored 16 of the team's 32 first-half points.
 - ^ Made a desperation bank shot in the lane as the shot clock was expiring and 1:19 left in the game to put the Hogs' up five (65-60).
- Notae was on fire in the Baylor game before fouling out with 11 minutes left with 14 points in 14:47 minutes played. He was 5-of-6 from the field and 2-of-2 from 3-point.

Devo Gives Freedom of Choice


- Davonte Davis made a case for the NCAA All-South Region team.
 - ^ In game one versus Colgate, Davis had 12 points with six rebounds, three assists, two steals and a career-high two blocked shots. When Arkansas was down 14 in the first half, Davis had back-to-back steals for a fastbreak layup and assisted on a fastbreak layup to start a 17-0 run. He led a defensive effort that held the Raiders to just 4-of-11 from the field the last 10 minutes
 - ^ In game two versus Texas Tech, he scored 15 points with six rebounds. He also held Tech's leading scorer to zero field goal attempts over the final 10 minutes and just one free throw.
 - ^ In game three versus Oral Roberts, Davis had 16 points, including the game winner with 3.1 seconds left. He also tied his career high with eight rebounds.
 - ^ Davonte Davis' game-winning basket with 3.1 seconds is Arkansas' first that late an NCAA win since US Reed hit a halfcourt shot at the buzzer to beat Louisville and send Arkansas to the Sweet 16 in 1981.
 - ^ In game four versus Baylor, Davis tied for the team lead in both points (14) and rebounds (6).
- For the NCAA Tournament, Davis averaged 14.3 points and 6.5 rebounds.

Devo Gives Satisfaction in the Clutch

- Davonte "Devo" Davis made a name for himself in the second half of the season for making clutch plays in key moments.
 - ^ At Kentucky: Had a steal in the steal in the final seconds to seal the win
 - ^ At Missouri: Up 3 pts, blocked a 3-pt shot with 3.7 seconds to seal the win
 - ^ Vs. Texas A&M: Had two steals in the final minute to seal the win
 - ^ Vs. Colgate, he had steals on back-to-back possessions to start a 17-0 run to end the first half with a layup at the buzzer to give Arkansas a 36-33 lead.
 - ^ Vs. Texas Tech, Red Raider leading scorer had zero shot attempts over the final 10 minutes – was 0-of-1 FT – while scoring 15 point and grabbing six boards.

Tate Named to NCAA All-South Region Team

- Jalen Tate was voted to the NCAA All-South Region team by the attending media at the NCAA Tournament.
 - ^ Averaged 15.5 points, 4.5 rebounds and had a team-best 14 assists while shooting 86.4% from the free throw line (19-22).
 - ^ Led the team with 22 points vs Oral Roberts and assisted on the game-winning basket.





2021 SEC POSTSEASON HONORS

FIRST TEAM ALL-SEC - AP

Herb Jones, Alabama

MOSES MOODY, ARKANSAS

Scotty Pippen Jr., Vanderbilt

Cameron Thomas, LSU

Trendon Watford, LSU

SECOND TEAM ALL-SEC - AP

Tre Mann, Florida

Sahvir Wheeler, Georgia

John Petty, Alabama

Jeremiah Tilmon, Missouri

Dru Smith, Missouri

"OF THE YEAR" HONORS - AP

Coach of the Year: Nate Oats, Alabama

Player of the Year: Herbert Jones, Alabama

Newcomer of the Year: MOSES MOODY, Arkansas

FIRST TEAM ALL-SEC - COACHES

Herbert Jones, Alabama

John Petty Jr., Alabama

MOSES MOODY, ARKANSAS

Tre Mann, Florida

Cameron Thomas, LSU

Devontae Shuler, Ole Miss

Dru Smith, Missouri

Scotty Pippen Jr., Vanderbilt

SECOND TEAM ALL-SEC - COACHES

Jaden Shackelford, Alabama

Colin Castleton, Florida

Sahvir Wheeler, Georgia

Javonte Smart, LSU

Trendon Watford, LSU

D.J. Stewart Jr., Mississippi State

Jeremiah Tilmon, Missouri

AJ Lawson, South Carolina

SEC ALL-FRESHMAN - COACHES

Joshua Primo, Alabama

MOSES MOODY, ARKANSAS

Sharife Cooper, Auburn

KD Johnson, Georgia

Isaiah Jackson, Kentucky

Cameron Thomas, LSU

Keon Johnson, Tennessee

Jaden Springer, Tennessee

SEC ALL-DEFENSIVE - COACHES

Herbert Jones, Alabama

Isaiah Jackson, Kentucky

Abdul Ado, Mississippi State

Dru Smith, Missouri

Yves Pons, Tennessee

"OF THE YEAR" HONORS - COACHES

Coach of the Year: Nate Oats, Alabama

Player of the Year: Herbert Jones, Alabama

Scholar-Athlete of the Year: Dylan Disu, Vanderbilt

Freshman of the Year: MOSES MOODY, Arkansas

Sixth-Man of the Year: JD NOTAE, Arkansas

Defensive Player of the Year: Herbert Jones, Alabama

SEC COMMUNITY SERVICE TEAM

Tyler Jones, Alabama

MOSES MOODY, ARKANSAS

Babatunde Akingbola, Auburn

Anthony Duruji, Florida

P.J. Horne, Georgia

Olivier Sarr, Kentucky

Aundre Hyatt, LSU

Jarkel Joiner, Ole Miss

Abdul Ado, Mississippi State

Mitchell Smith, Missouri

Alanzo Frink, South Carolina

John Fulkerson, Tennessee

Emanuel Miller, Texas A&M

Isaiah Rice, Vanderbilt

• Tate Was Huge Down the Stretch vs ORU. Yes, Davonte Davis made the game winner in the Sweet 16 with 3.1 seconds left but Tate scored 10 of his 22 points inside the final 5:35 for the win. In fact, Tate had the assist on Davis' final basket.

Smith Has Historic NCAA Tourney Game vs Colgate

• Justin Smith, who played all 40 minutes versus Colgate, led the Hogs with a career-high 27 points - going a career-best 11-of-13 at the free throw line - and 12 rebounds for his fifth double-double of the year.

• He tied his career-high with five steals and added two blocked shots.

• Smith became just the second player to record 27-plus points, 12-plus rebounds, 5-plus steals and 2-plus blocks in an NCAA Tournament game, joining Kansas great Danny Manning in the 1988 championship game versus Oklahoma. (Manning had 31 points, 18 rebounds, 5 steals and 2 rebounds.)

• Smith once again led the team with 20 points (9-of-11 shooting) in the Texas Tech win.

• Versus Oral Roberts, Smith scored 12 points and grabbed 14 rebounds (11 offensive) for his sixth double-double of the year and second in three NCAA Tournament games.

DID YOU KNOW:

• Justin Smith is the only Razorback (since 1996-97) to have two games with at least 10 offensive rebounds in a game. Smith had 11 in the Sweet 16 versus Oral Roberts and had 10 versus Oral Roberts earlier this year.

"Zero" Coincidence

• There was "zero" coincidence that Arkansas won 12 straight SEC games - and 15 of the last 18 - thanks to #0 a "healthy" Justin Smith.

• Smith was injured in the first half of the SEC season-opening win at Auburn and had ankle surgery the next day (Jan. 1). Arkansas lost three of the next four games with Smith sidelined and dropped a decision at Alabama with a limited Smith back in the lineup - 14 days after his surgery.

• Since that Alabama game, Arkansas finished the season 15-3. **The Hogs were 24-4 with Smith in the starting lineup**

• **Over the last 18 games, Smith averaged 15.1 ppg and 7.7 rpg while shooting 59.3% from the field with 39 assists (2.2 avg) and 23 steals (1.3).**

• Vs Mississippi State, Smith had a double-double with 10 points and 10 rebounds.

• At Oklahoma State, Smith led the team in scoring (18), rebounds (7) and assists, tying his career-high.

• At Missouri, Smith led the team in scoring (19) and rebounds (6) and tied for the team lead in assists (3).

• Vs Florida, Smith had 15 points (7=9 FG) with six rebounds and career-highs in steals (5) and assists (4).

• Vs Alabama, Smith had a double-double with 11 points and 12 rebounds.

• Vs LSU, Smith recorded his second-straight double-double (19 pts & 10 reb)

• At South Carolina, Smith had 22 points and 8 rebounds.

• Had 21 points and 8 rebounds in the SEC quarterfinal win over Missouri with three assists and two steals

• Added 21 points (10-of-13 FG) and seven rebounds vs LSU in the SEC semis.

• Versus Colgate, had a career-high 27 points - making a career-high 11-of-13 at the free throw line - while tying a career-high with five steals ... He added 12 rebounds for his fifth double-double this season.

• Versus Texas Tech, he scored 10 points in both halves to lead the team with 20 points.

• Versus Oral Roberts, Smith had his sixth double-double of the year with 12 points and 14 rebounds, including 11 offensive boards.

Moody Nabs SC Freshman of the Week 3x

• Arkansas guard Moses Moody was named the SEC Freshman of the Week and College Sports Madness SEC Player of the Week on Dec. 7. He ended the regular season by earning back-to-back SEC Freshman of the Week honors. He was also named the College Sports Madness SEC Player of the Week on Feb. 15.

DEC 7 HONOR

• Moody averaged 21 points, 8.5 rebounds and two assists in wins over UT Arlington and Lipscomb. He made 70 percent of his shots from the field (14-of-20) - including 4-of-6 from 3-point range - while going 10-of-13 at the free throw line.

• The Little Rock product had game highs with 24 points and nine rebounds versus UTA to become the first Razorback freshman since Booby Portis in 2014 to have at least 24 and nine in a game. He followed that with an 18-point, eight-rebound performance versus Lipscomb. Moody made 7-of-his-8 shots, including 2-of-3 from 3-point range, while adding three assists in just 24 minutes played.

MARCH 1 HONOR

• Averaged 21.0 points and 6.5 rebounds and was a combined 27-of-33 at the free throw line in the two games.

• Set career highs in both games for assists and had a career-high for blocked shots.

• ALABAMA: 24 points - 5 rebounds - 4 assists - 3 blocked shots - 1 steal

• LSU: 18 points - 8 rebounds - 5 assists

MARCH 8 HONOR

• Averaged 28.0 points and 6.0 rebounds. Marked the 3rd time he scored a career-high 28.

• Combined 19-of-30 (63.5%) from the field and 9-of-17 (52.9%) in the two games.

• Played 70 minutes in the two game with ZERO TURNOVERS.

• At South Carolina: 28 points - 7 rebounds - 2 assists - 2 steals

• Versus Texas A&M: 28 points - 5 rebounds - 2 assists - 2 steals - Made a career-high 5 3-pointers (5-of-8)

• Made a crucial block at the rim on a dunk attempt with the game tied and 1:30 left in the contest.

3-Ball Streak

• On Feb. 9, 2019, Mason Jones made a 3-pointer at 18:43 of the first half at South Carolina to mark the 1,000th-straight game Arkansas made at least one triple.

• Arkansas ranks third on the NCAA active list of teams that have made at least one 3-pointer.

1. UNLV 1,129 consecutive games

2. Duke 1,113 consecutive games

3. ARKANSAS 1,075 CONSECUTIVE GAMES

4. Western Kentucky 1,069 consecutive games

• UNLV and Princeton (959 straight games) have made a 3-pointer in every game since the NCAA adopted the rule in 1986-87.

• The last game Arkansas did not make a 3-pointer was when the Razorbacks went 0-for-2 at Texas on Jan. 07, 1989.





ARKANSAS RAZORBACKS

2020-21 SEASON RESULTS & LEADERS

RECORD:	OVERALL	HOME	AWAY	NEUTRAL
ALL GAMES	25-7	16-1	5-4	4-2
CONFERENCE	13-4	8-1	5-3	0-0
NON-CONFERENCE	12-3	8-0	0-1	4-2

DATE	TIME (CT)	R A N K	OPPONENT	TV	RESULT	ATTEND	RECORD (SEC)	HIGH POINTS	HIGH REBOUNDS
11/25/20	6:30 pm	- -	MISSISSIPPI VALLEY	SEC Network Plus	W 142-62	# 4400	1-0	(23)Connor Vanover	(10)Jaylin Williams
11/28/20	6:30 pm	- -	NORTH TEXAS	SEC Network Plus	W 69-54	# 4400	2-0	(18)Justin Smith	(16)Connor Vanover
12/02/20	8:00 pm	- -	UT ARLINGTON	SEC Network	W 72-60	# 4400	3-0	(24)Moses Moody (9)Justin Smith	(9)Moses Moody
12/05/20	4:00 pm	- -	LIPSCOMB	SEC Network	W 86-50	4266	4-0	(18)Moses Moody	(9)Connor Vanover
12/09/20	7:00 pm +	- -	SOUTHERN U.	SEC Network Plus	W 79-44	3256	5-0	(14)Davonte Davis	(9)Connor Vanover
12/12/20	7:00 pm	- -	CENTRAL ARKANSAS	SEC Network Alt.	W 100-75	4189	6-0	(22)JD Notae	(10)Connor Vanover
12/20/20	1:00 pm	- -	ORAL ROBERTS	SEC Network	W 87-76	4201	7-0	(22)Justin Smith	(17)Justin Smith
12/22/20	4:00 pm	- -	ABILENE CHRISTIAN	SEC Network	W 85-72	4110	8-0	(21)Moses Moody	(10)Justin Smith
12/30/20	6:00 pm *	- -	at Auburn	ESPN2	W 97-85	1824	9-0	(23)Desi Sills	(6)Desi Sills (6)Moses Moody
01/02/21	11:00 am *	- -	12/12 MISSOURI	CBS	68-81 L	# 4400	9-1	1-1 (19)JD Notae	(10)Moses Moody
01/06/21	7:00 pm *	- -	9/8 at Tennessee	ESPN2	74-79 L	4191	9-2	1-2 (19)JD Notae	(9)Vance Jackson Jr.
01/09/21	2:30 pm *	- -	GEORGIA	SEC Network	W 99-69	# 4400	10-2	2-2 (25)Moses Moody	(9)Jaylin Williams
01/13/21	6:00 pm *	- -	at LSU	ESPN2	76-92 L	2540	10-3	2-3 (22)JD Notae	(10)Jaylin Williams
01/16/21	2:30 pm *	- -	-/24 at Alabama	SEC Network	59-90 L	2055	10-4	2-4 (28)Moses Moody	(9)Moses Moody
01/20/21	8:00 pm *	- -	AUBURN	SEC Network	W 75-73	# 4400	11-4	3-4 (22)Desi Sills	(7)Jaylin Williams
01/23/21	12:00 pm *	- -	at Vanderbilt	SEC Network	W 92-71	83	12-4	4-4 (26)Moses Moody	(8)Moses Moody
01/27/21	7:30 pm *	- -	OLE MISS	SEC Network	W 74-59	# 4400	13-4	5-4 (19)JD Notae	(7)Connor Vanover
01/30/21	3:00 pm %	- -	at Oklahoma State	ESPN2	77-81 L	3350	13-5	-- (18)Justin Smith	(7)Justin Smith
02/02/21	8:00 pm *	- -	MISSISSIPPI STATE	SEC Network	W 61-45	# 4400	14-5	6-4 (13)Moses Moody (13)Connor Vanover	(10)Justin Smith
02/09/21	7:00 pm *	- -	at Kentucky	ESPN	W 81-80	3075	15-5	7-4 (15)Jalen Tate	(7)Moses Moody (7)Jaylin Williams
02/13/21	3:00 pm *	- -	10/10 at Missouri	ESPN2	(OT) W 86-81	3111	16.5	8-4 (19)Justin Smith	(6)Justin Smith
02/16/21	6:00 pm *	24/-	- FLORIDA	ESPN2	W 75-64	# 4400	17-5	9-4 (18)Davonte Davis	(10)Jaylin Williams
02/24/21	8:00 pm *	20/20	6/7 ALABAMA	ESPN2	W 81-66	# 4400	18-5	10-4 (24)Moses Moody	(12)Justin Smith
02/27/21	1:00 pm *	20/20	- LSU	ESPN2	W 83-75	# 4400	19-5	11-4 (19)Justin Smith	(10)Justin Smith
03/02/21	6:30 pm *	12/13	- at South Carolina	SEC Network	W 101-73	3193	20-5	12-4 (28)Moses Moody	(8)Justin Smith (8)Davonte Davis
03/06/21	4:00 pm *	12/13	- TEXAS A&M	SEC Network	W 87-80	# 4400	21-5	13-4 (28)Moses Moody	(7)Jalen Tate
03/12/21	6:00 pm ^	8/8	- vs (#7 seed) Missouri	SEC Network	W 70-64	2155	22-5	-- (27)JD Notae	(8)Justin Smith (8)Moses Moody
03/13/21	2:00 pm ^	8/8	- vs (#2 seed) LSU	ESPN	71-78 L	3164	22-6	-- (28)Moses Moody	(9)Moses Moody
03/19/21	12:45 pm +1	10/10	- vs (#14 seed) Colgate	truTV	W 85-68	2199	23-6	-- (27)Justin Smith	(12)Justin Smith
03/21/21	6:10 pm +2	10/10	21/21 vs (#6 seed) Texas Tech	TNT	W 68-66	1053	24-6	-- (20)Justin Smith	(10)Jaylin Williams
03/27/21	7:25 pm +1	10/10	- vs (#15 seed) Oral Roberts	TBS	W 72-70	3630	25-6	-- (22)Jalen Tate	(14)Justin Smith
03/29/21	9:57 pm +3	10/10	3/3 vs (#1 seed) Baylor		72-81 L	7519	25-7	-- (14)JD Notae (14)Davonte Davis	(6)Justin Smith (6)Davonte Davis (6)Desi Sills

Home Games in CAPS | * - Southeastern Conference game | % - Big 12/SEC Challenge | ^ - SEC Tournament (Nashville, Tenn. - Bridgestone Arena)
 + = NCAA Championship (1-Bankers Life Fieldhouse • 2-Hinkle Fieldhouse • 3-Lucas Oil Stadium Unity Court)
 - game was added after Tulsa game (Dec. 10) was canceled due to Tulsa's COVID-19 protocols
 # - sellout due COVID-19 protocols, arena has limited capacity requirements

ATTENDANCE SUMMARY	GAMES	TOTALS	AVG/GAME
HOME	17	72822	4284
AWAY	9	23422	2602
NEUTRAL	6	19720	3287
TOTAL	32	115964	3624





ARKANSAS RAZORBACKS

SEC TOURNAMENT ONLY



RECORD: OVERALL
SEC TOURNEY ONLY 1-1

#	Player	GP	GS	Min	Avg	• TOTAL •			• 3-PTS •			• REBOUNDS •				PF	FO	A	TO	Blk	St	Pts	Avg			
						FG	FGA	Pct	3FG	FGA	Pct	FT	FTA	Pct	Off									Def	Tot	Avg
0	Justin Smith	2	2	69	34.5	16	25	.640	0	1	.000	5	10	.500	7	8	15	7.5	7	1	5	10	2	2	37	18.5
1	JD Notae	2	0	58	29.0	13	30	.433	5	14	.357	5	6	.833	2	5	7	3.5	1	0	7	8	1	4	36	18.0
5	Moses Moody	2	2	78	39.0	10	22	.455	4	13	.308	9	13	.692	7	10	17	8.5	6	0	1	7	1	2	33	16.5
4	Davonte Davis	2	2	65	32.5	6	19	.316	0	1	.000	5	8	.625	2	12	14	7.0	6	0	9	3	0	5	17	8.5
24	Ethan Henderson	2	0	35	17.5	4	6	.667	0	0	.000	0	0	.000	4	3	7	3.5	5	0	1	1	5	0	8	4.0
11	Jalen Tate	2	2	47	23.5	2	9	.222	1	4	.250	2	4	.500	0	7	7	3.5	7	0	4	3	1	0	7	3.5
3	Desi Sills	2	0	31	15.5	1	6	.167	1	6	.167	0	0	.000	0	3	3	1.5	2	0	2	3	0	1	3	1.5
2	Vance Jackson Jr.	1	0	4	4.0	0	0	.000	0	0	.000	0	0	.000	0	0	0	0.0	1	0	0	0	0	0	0	0.0
23	Connor Vanover	2	2	13	6.5	0	3	.000	0	2	.000	0	0	.000	0	1	1	0.5	1	0	0	1	1	0	0	0.0
TEAM.....																										
The Hogs.....		2				52	120	.433	11	41	.268	26	41	.634	24	54	78	39.0	36	1	29	36	11	14	141	70.5
Opponents.....		2				50	118	.424	15	37	.405	27	36	.750	18	52	70	35.0	39	2	19	35	5	19	142	71.0

SCORE BY PERIODS:

	1st	2nd	Total
Arkansas	69	72	141
Opponents	73	69	142

DEADBALL REBOUNDS:

	OFF	DEF	TOTAL
Arkansas	7	2	9
Opponents	3	0	3

ARKANSAS RAZORBACKS

NCAA TOURNAMENT ONLY



RECORD: OVERALL
NCAA TOURNEY ONLY 3-1

#	Player	GP	GS	Min	Avg	• TOTAL •			• 3-PTS •			• REBOUNDS •				PF	FO	A	TO	Blk	St	Pts	Avg			
						FG	FGA	Pct	3FG	FGA	Pct	FT	FTA	Pct	Off									Def	Tot	Avg
0	Justin Smith	4	4	154	38.5	28	50	.560	0	0	.000	13	16	.813	19	19	38	9.5	11	0	7	5	4	8	69	17.3
11	Jalen Tate	4	4	143	35.8	20	46	.435	3	9	.333	19	22	.864	7	11	18	4.5	14	0	14	10	1	2	62	15.5
4	Davonte Davis	4	4	135	33.8	26	52	.500	0	3	.000	5	6	.833	7	19	26	6.5	10	0	8	9	2	3	57	14.3
5	Moses Moody	4	4	145	36.2	16	49	.327	3	17	.176	17	22	.773	5	13	18	4.5	11	0	2	7	4	2	52	13.0
1	JD Notae	4	0	81	20.3	12	35	.343	7	19	.368	8	12	.667	1	10	11	2.8	9	1	3	8	1	5	39	9.8
10	Jaylin Williams	4	3	58	14.5	5	13	.385	0	1	.000	1	2	.500	5	15	20	5.0	7	0	4	3	1	0	11	2.8
3	Desi Sills	4	0	74	18.5	3	11	.273	0	4	.000	1	4	.250	0	13	13	3.3	4	0	9	2	0	5	7	1.8
23	Connor Vanover	1	1	4	4.0	0	1	.000	0	0	.000	0	0	.000	0	0	0	0.0	0	0	0	0	0	0	0	0.0
24	Ethan Henderson	3	0	6	2.0	0	0	.000	0	0	.000	0	0	.000	0	0	0	0.0	0	0	0	0	0	0	0	0.0
TEAM.....																										
Muss Bus.....		4				110	257	.428	13	53	.245	64	84	.762	47	105	152	38.0	66	1	47	44	13	25	297	74.2
Opponents.....		4				101	240	.421	38	92	.413	45	65	.692	41	103	144	36.0	78	1	62	53	14	20	285	71.2

SCORE BY PERIODS:

	1st	2nd	Total
Arkansas	135	162	297
Opponents	145	140	285

DEADBALL REBOUNDS:

	OFF	DEF	TOTAL
Arkansas	12	2	14
Opponents	13	5	18





2020-21 RAZORBACK GAME-BY-GAME STATISTICS

Opponent	Date	Score	W/L	• TOTAL •			• 3-PTRS •			• REBOUNDS •			PF	A	TO	Blk	Stl	Pts	Avg				
				FG	FGA	Pct	3FG	FGA	Pct	FT	FTA	Pct								Off	Def	Tot	Avg
MISSISSIPPI VALLEY	11/25/20	142-62	W	48	86	.558	20	40	.500	26	33	.788	20	38	58	58.0	12	26	7	4	11	142	142.0
NORTH TEXAS	11/28/20	69-54	W	23	55	.418	6	22	.273	17	26	.654	12	28	40	49.0	14	10	16	8	9	69	105.5
UT ARLINGTON	12/02/20	72-60	W	25	62	.403	7	21	.333	15	19	.789	17	26	43	47.0	16	12	11	4	8	72	94.3
LIPSCOMB	12/05/20	86-50	W	33	66	.500	11	34	.324	9	12	.750	10	44	54	48.8	21	17	12	7	4	86	92.2
SOUTHERN U.	12/09/20	79-44	W	30	67	.448	11	33	.333	8	17	.471	13	33	46	48.2	10	16	12	8	8	79	89.6
CENTRAL ARKANSAS	12/12/20	100-75	W	40	76	.526	12	30	.400	8	9	.889	7	28	35	46.0	15	26	8	8	10	100	91.3
ORAL ROBERTS	12/20/20	87-76	W	32	77	.416	4	24	.167	19	27	.704	24	34	58	47.7	18	14	15	7	8	87	90.7
ABILENE CHRISTIAN	12/22/20	85-72	W	26	59	.441	9	25	.360	24	30	.800	14	25	39	46.6	18	15	13	5	6	85	90.0
at Auburn	12/30/20	97-85	W	32	65	.492	9	28	.321	24	31	.774	13	21	34	45.2	16	13	10	4	13	97	90.8
MISSOURI	01/02/21	68-81	L	19	71	.268	7	28	.250	23	34	.676	16	20	36	44.3	26	7	9	5	13	68	88.5
at Tennessee	01/06/21	74-79	L	29	55	.527	8	20	.400	8	10	.800	6	31	37	43.6	22	12	20	2	2	74	87.2
GEORGIA	01/09/21	99-69	W	36	69	.522	12	21	.571	15	18	.833	11	29	40	43.3	18	24	14	1	7	99	88.2
at LSU	01/13/21	76-92	L	26	76	.342	8	31	.258	16	20	.800	17	22	39	43.0	20	8	15	2	10	76	87.2
at Alabama	01/16/21	59-90	L	21	63	.333	4	17	.235	13	18	.722	10	26	36	42.5	15	8	18	5	9	59	85.2
AUBURN	01/20/21	75-73	W	30	65	.462	4	15	.267	11	15	.733	13	23	36	42.1	20	16	16	5	8	75	84.5
at Vanderbilt	01/23/21	92-71	W	36	63	.571	8	19	.421	12	19	.632	11	28	39	41.9	15	22	11	5	9	92	85.0
OLE MISS	01/27/21	74-59	W	26	54	.481	7	17	.412	15	21	.714	11	26	37	41.6	16	12	12	6	6	74	84.4
at Oklahoma State	01/30/21	77-81	L	34	70	.486	5	15	.333	4	7	.571	12	20	32	41.1	14	13	15	5	8	77	83.9
MISSISSIPPI STATE	02/02/21	61-45	W	23	64	.359	2	17	.118	13	14	.929	15	30	45	41.3	15	13	17	6	10	61	82.7
at Kentucky	02/09/21	81-80	W	27	62	.435	9	24	.375	18	23	.783	5	28	33	40.8	19	12	6	3	8	81	82.7
at Missouri	02/13/21	86-81	Wot	29	62	.468	8	21	.381	20	23	.870	8	26	34	40.5	21	18	13	6	6	86	82.8
FLORIDA	02/16/21	75-64	W	28	63	.444	4	15	.267	15	19	.789	13	24	37	40.4	13	13	13	5	10	75	82.5
ALABAMA	02/24/21	81-66	W	25	54	.463	4	14	.286	27	43	.628	9	30	39	40.3	18	15	13	11	4	81	82.4
LSU	02/27/21	83-75	W	27	62	.435	6	20	.300	23	31	.742	9	36	45	40.5	15	17	10	6	7	83	82.4
at South Carolina	03/02/21	101-73	W	37	67	.552	15	33	.455	12	13	.923	5	34	39	40.4	18	17	15	4	10	101	83.2
TEXAS A&M	03/06/21	87-80	W	31	61	.508	9	24	.375	16	20	.800	10	20	30	40.0	13	14	11	2	8	87	83.3
vs Missouri	03/12/21	70-64	W	25	55	.455	5	15	.333	15	22	.682	8	28	36	39.9	20	13	20	5	5	70	82.8
vs LSU	03/13/21	71-78	L	27	65	.415	6	26	.231	11	19	.579	16	26	42	40.0	16	16	16	6	9	71	82.4
vs Colgate	03/19/21	85-68	W	29	64	.453	5	16	.313	22	29	.759	9	27	36	39.8	15	11	10	4	13	85	82.5
vs Texas Tech	03/21/21	68-66	W	26	62	.419	4	17	.235	12	17	.706	9	27	36	39.7	16	10	9	1	0	68	82.0
vs Oral Roberts	03/27/21	72-70	W	29	77	.377	1	9	.111	13	15	.867	18	28	46	39.9	17	13	10	3	7	72	81.7
vs Baylor	03/29/21	72-81	L	26	54	.481	3	11	.273	17	23	.739	11	23	34	39.7	18	13	15	5	5	72	81.4
Arkansas		2604		935	2071	.451	233	702	.332	501	677	.740	382	889	1271	39.7	540	466	412	158	251	2604	81.4
Opponents		2264		813	1956	.416	248	737	.337	390	568	.687	320	824	1144	35.8	607	393	483	116	209	2264	70.8

Games played: 32
 Points/game: 81.4
 FG Pct: 45.1
 3FG Pct: 33.2
 FT Pct: 74.0

Rebounds/game: 39.7
 Assists/game: 14.6
 Turnovers/game: 12.9
 Assist/turnover ratio: 1.1
 Steals/game: 7.8
 Blocks/game: 4.9





2020-21 OPPONENT GAME-BY-GAME STATISTICS

Opponent	Date	Score	W/L	• TOTAL •			• 3-PTRS •			• REBOUNDS •			PF	A	TO	Blk	Stl	Pts	Avg				
				FG	FGA	Pct	3FG	FGA	Pct	FT	FTA	Pct								Off	Def	Tot	Avg
MISSISSIPPI VALLEY	11/25/20	142-62	W	23	72	.319	13	39	.333	3	6	.500	11	22	33	33.0	26	12	21	6	3	62	62.0
NORTH TEXAS	11/28/20	69-54	W	21	58	.362	2	13	.154	10	13	.769	10	26	36	34.5	17	10	16	2	5	54	58.0
UT ARLINGTON	12/02/20	72-60	W	21	54	.389	7	19	.368	11	16	.688	10	20	30	33.0	18	7	13	3	7	60	58.7
LIPSCOMB	12/05/20	86-50	W	15	59	.254	5	21	.238	15	27	.556	8	24	32	32.8	11	9	7	0	7	50	56.5
SOUTHERN U.	12/09/20	79-44	W	18	63	.286	1	13	.077	7	10	.700	10	29	39	34.0	21	5	15	0	6	44	54.0
CENTRAL ARKANSAS	12/12/20	100-75	W	28	66	.424	9	26	.346	10	12	.833	8	29	37	34.5	12	14	14	1	5	75	57.5
ORAL ROBERTS	12/20/20	87-76	W	25	64	.391	8	29	.276	18	24	.750	7	25	32	34.1	22	11	13	7	10	76	60.1
ABILENE CHRISTIAN	12/22/20	85-72	W	29	61	.475	5	22	.227	9	15	.600	8	20	28	33.4	19	13	12	4	3	72	61.6
at Auburn	12/30/20	97-85	W	28	54	.519	15	29	.517	14	24	.583	11	23	34	33.4	20	18	19	5	6	85	64.2
MISSOURI	01/02/21	68-81	L	24	51	.471	5	19	.263	28	39	.718	10	41	51	35.2	29	14	21	1	3	81	65.9
at Tennessee	01/06/21	74-79	L	27	60	.450	5	18	.278	20	26	.769	6	22	28	34.5	12	13	5	9	10	79	67.1
GEORGIA	01/09/21	99-69	W	27	63	.429	5	19	.263	10	13	.769	7	23	30	34.2	19	11	21	0	5	69	67.2
at LSU	01/13/21	76-92	L	34	65	.523	7	19	.368	17	24	.708	14	34	48	35.2	20	10	19	3	7	92	69.2
at Alabama	01/16/21	59-90	L	31	64	.484	15	36	.417	13	17	.765	9	34	43	35.8	16	18	14	4	12	90	70.6
AUBURN	01/20/21	75-73	W	25	58	.431	7	23	.304	16	24	.667	11	23	34	35.7	18	10	17	9	7	73	70.8
at Vanderbilt	01/23/21	92-71	W	26	58	.448	6	22	.273	13	19	.684	8	21	29	35.2	15	11	16	2	9	71	70.8
OLE MISS	01/27/21	74-59	W	25	57	.439	1	16	.063	8	12	.667	8	21	29	34.9	19	9	9	6	8	59	70.1
at Oklahoma State	01/30/21	77-81	L	31	61	.508	7	20	.350	12	15	.800	12	27	39	35.1	14	14	19	7	10	81	70.7
MISSISSIPPI STATE	02/02/21	61-45	W	15	49	.306	5	19	.263	10	18	.556	8	26	34	35.1	18	10	26	4	9	45	69.4
at Kentucky	02/09/21	81-80	W	25	61	.410	14	26	.538	16	25	.640	12	30	42	35.4	18	18	11	2	1	80	69.9
at Missouri	02/13/21	86-81	Wot	27	61	.443	13	32	.406	14	21	.667	12	27	39	35.6	20	15	16	3	6	81	70.4
FLORIDA	02/16/21	75-64	W	23	61	.377	4	21	.190	14	14	1.000	12	24	36	35.6	19	6	16	6	9	64	70.1
ALABAMA	02/24/21	81-66	W	26	69	.377	11	33	.333	3	8	.375	13	25	38	35.7	32	14	16	3	4	66	70.0
LSU	02/27/21	83-75	W	30	76	.395	9	28	.321	6	12	.500	12	27	39	35.8	22	13	8	4	2	75	70.2
at South Carolina	03/02/21	101-73	W	27	72	.375	6	23	.261	13	23	.565	13	26	39	36.0	14	13	14	2	9	73	70.3
TEXAS A&M	03/06/21	87-80	W	31	61	.508	10	23	.435	8	10	.800	11	20	31	35.8	19	14	17	4	7	80	70.7
vs Missouri	03/12/21	70-64	W	22	52	.423	6	18	.333	14	21	.667	5	26	31	35.6	25	11	21	3	9	64	70.4
vs LSU	03/13/21	71-78	L	28	66	.424	9	19	.474	13	15	.867	13	26	39	35.7	14	8	14	2	10	78	70.7
vs Colgate	03/19/21	85-68	W	23	58	.397	12	27	.444	10	17	.588	11	31	42	35.9	24	17	22	2	5	68	70.6
vs Texas Tech	03/21/21	68-66	W	22	61	.361	10	20	.500	12	18	.667	13	25	38	36.0	19	12	9	3	3	66	70.4
vs Oral Roberts	03/27/21	72-70	W	29	77	.377	1	9	.111	13	15	.867	18	28	46	39.9	17	13	10	3	7	72	81.7
vs Baylor	03/29/21	72-81	L	30	62	.484	8	15	.533	13	17	.765	11	18	29	35.8	21	17	9	5	9	81	70.8
Opponents		2264		813	1956	.416	248	737	.337	390	568	.687	320	824	1144	35.8	607	393	483	116	209	2264	70.8
Arkansas		2604		935	2071	.451	233	702	.332	501	677	.740	382	889	1271	39.7	540	466	412	158	251	2604	81.4



Games played: 32
 Points/game: 70.8
 FG Pct: 41.6
 3FG Pct: 33.7
 FT Pct: 68.7

Rebounds/game: 35.8
 Assists/game: 12.3
 Turnovers/game: 15.1
 Assist/turnover ratio: 0.8
 Steals/game: 6.5
 Blocks/game: 3.6





ARKANSAS RAZORBACKS

2020-21 SPECIALTY STATS (ARKANSAS/OPPONENT)

Opponent	Pts in Paint	Pts Off TO	2nd Chance	Fast Break	Bench	Ties	Lead Chng	Ark Largest Lead	Best Ark Run	Opp Largest Lead	Best Opp Run	Ark Led	Opp Led	Gm Tied
MISS VALLEY ST	56 / 16	43 / 5	32 / 9	24 / 15	67 / 17	0	2	80 2:08 2nd	28-0	1 19:20 1st	8-0	37:56	1:54	0:10
NORTH TEXAS	26 / 34	20 / 11	14 / 4	14 / 12	18 / 18	3	0	20 16:11 2nd	10-0	- - -	9-0	36:51	-	3:09
UT ARLINGTON	28 / 14	20 / 10	21 / 6	11 / 4	8 / 18	4	2	21 13:05 2nd	13-0	3 17:25 1st	6-0	35:30	2:27	2:03
LIPSCOMB	38 / 16	7 / 7	20 / 10	18 / 4	41 / 24	0	0	42 6:30 2nd	12-0	- - -	9-0	39:47	--	0:13
SOUTHERN	32 / 26	21 / 11	21 / 6	16 / 8	30 / 19	0	0	35 0:18 2nd	17-0	- - -	6-0	39:40	--	0:20
CENTRAL ARK.	54 / 32	13 / 11	6 / 10	24 / 19	30 / 29	1	1	26 1:30 2nd	12-0	10 11:35 1st	7-0	27:18	11:20	1:22
ORAL ROBERTS	56 / 22	19 / 21	22 / 6	15 / 11	20 / 15	2	6	11 0:37 2nd	10-0	12 19:43 2nd	8-0	17:17	20:20	2:23
ABILENE CHRISTIAN	24 / 40	10 / 10	15 / 9	11 / 8	27 / 35	0	1	22 3:33 1st	11-0	1 19:30 1st	6-0	39:16	0:14	--
at Auburn	36 / 20	27 / 11	16 / 14	22 / 20	25 / 29	2	2	12 0:01 2nd	10-0	1 16:00 1st	8-0	38:33	0:19	1:08
MISSOURI	22 / 34	15 / 9	11 / 9	13 / 9	28 / 10	3	2	2 9:16 1st	8-0	18 3:24 2nd	6-0	0:14	38:10	1:36
at Tennessee	36 / 36	4 / 19	2 / 6	8 / 9	35 / 22	5	5	7 9:23 1st	7-0	8 3:56 2nd	7-0	24:35	11:27	3:58
GEORGIA	34 / 38	25 / 8	9 / 6	29 / 18	24 / 18	3	7	35 6:00 2nd	12-0	5 18:33 1st	8-0	34:40	3:56	1:24
at LSU	34 / 48	18 / 18	21 / 25	14 / 12	43 / 10	1	1	4 18:53 1st	12-0	31 6:10 1st	18-0	2:49	36:34	0:37
at Alabama	30 / 28	6 / 16	11 / 12	8 / 20	13 / 38	1	1	2 19:42 1st	7-0	36 10:25 2nd	14-0	0:44	38:41	0:35
AUBURN	48 / 32	20 / 21	12 / 12	15 / 12	42 / 18	4	5	8 2:40 2nd	8-0	19 4:17 1st	9-0	10:47	25:17	3:56
at Vanderbilt	48 / 34	18 / 14	16 / 9	13 / 6	17 / 26	0	0	21 0:10 2nd	9-0	- - -	7-0	39:06	--	0:56
OLE MISS	34 / 24	15 / 15	14 / 11	10 / 8	33 / 11	3	2	20 10:06 2nd	9-0	4 15:54 1st	7-0	34:24	1:45	3:51
at Oklahoma St.	46 / 42	22 / 20	12 / 13	13 / 24	25 / 28	13	6	5 8:08 2nd	8-0	8 16:03 1st	8-0	5:38	25:46	8:32
MISSISSIPPI ST	34 / 12	25 / 4	14 / 8	16 / 4	9 / 19	2	2	19 1:06 2nd	12-0	13 9:09 1st	14-0	22:30	12:46	4:44
at Kentucky	32 / 20	12 / 4	6 / 11	15 / 11	27 / 19	6	13	12 6:11 2nd	11-0	6 16:19 1st	8-0	22:34	15:19	2:07
at Missouri	36 / 28	19 / 11	11 / 7	2 / 12	17 / 25	13	8	7 11:02 2nd	9-0	9 9:50 1st	8-0	16:43	21:53	6:23
FLORIDA	38 / 36	21 / 15	13 / 13	17 / 6	6 / 25	1	2	15 18:11 2nd	8-0	1 4:40 2nd	9-0	38:29	1:12	0:19
ALABAMA	36 / 28	17 / 17	10 / 9	10 / 10	27 / 24	4	6	16 5:22 2nd	11-0	6 18:08 2nd	10-0	31:55	5:10	2:55
LSU	34 / 32	9 / 6	13 / 10	19 / 15	29 / 13	2	2	21 6:00 2nd	9-0	10 6:26 1st	8-0	16:08	21:58	1:54
at South Carolina	26 / 34	19 / 17	6 / 12	15 / 28	42 / 32	3	8	32 4:07 2nd	7-0	3 17:08 1st	6-0	34:48	4:01	1:11
TEXAS A&M	36 / 32	18 / 15	16 / 15	13 / 14	9 / 9	8	11	7 0:04 2nd	8-0	14 7:11 1st	8-0	9:07	26:12	4:41
vs Missouri	30 / 30	26 / 20	10 / 4	0 / 8	34 / 17	6	7	10 5:04 2nd	16-0	10 9:18 1st	7-0	19:22	17:50	2:48
vs LSU	38 / 36	20 / 21	6 / 17	8 / 6	13 / 16	5	7	8 13:32 1st	9-0	12 7:25 2nd	12-0	16:43	21:19	1:58
vs Colgate	34 / 18	34 / 15	15 / 7	21 / 5	17 / 26	6	7	17 0:16 2nd	19-0	14 5:28 1st	10-0	14:31	21:23	4:06
vs Texas Tech	28 / 20	4 / 5	10 / 13	4 / 10	7 / 6	3	4	13 9:04 2nd	7--0	10 10:34 1st	11-0	26:55	10:47	2:18
vs Oral Roberts	42 / 30	19 / 7	18 / 6	11 / 10	6 / 0	10	7	4 3:43 2nd	10-0	12 15:26 2nd	8-0	4:38	29:29	5:53
vs Baylor	40 / 36	6 / 21	11 / 10	15 / 11	16 / 25	0	0	- - -	9-0	18 11:01 1st	8-0	--	39:44	0:16

BOLD INDICATES LARGEST UA LEADS IN LOSS

BOLD INDICATES LARGEST UA DEFICITS IN A WIN

DEFLECTIONS (ARK career Only)

Player	18-19	19-20	20-21	Career
Davis	-	-	160	160
Henderson	7	30	22	59
Iyiola	-	-	-	-
Jackson	-	-	24	24
Moody	-	-	162	162
Notae	-	-	133	133
Robinson	-	-	4	4
Sills	60	82	105	247
Smith	-	-	158	158
Tate	-	-	142	142
Vanover	-	-	104	104
Williams	-	-	81	81

MOST IN A GAME 2020-21:

- 15 Smith (FLA)
- 14 Smith (UNT)
- 11 Moody (UGA • vs MIZ) Smith (TXAM • vs BAY)
- Tate (vs LSU)
- 10 Smith (LSU) Williams (LSU)
- Vanover (UNT • SOU) Sills (UTA • UCA)
- Moody (MSU • vs LSU) Tate (MSU)
- Davis (@AUB • UGA • vs LSU)
- 9 Sills (MVSU • @AUB) Davis (MIZ • @LSU)
- Williams (AUB) Tate (AUB • @VAN)
- Vanover (LIP) Smith (COL)

CHARGES DRAWN (Arkansas career Only)

Player	18-19	19-20	20-21	Career
Davis	-	-	2	2
Henderson	0	1	0	1
Iyiola	-	-	-	-
Jackson	-	-	2	2
Moody	-	-	14	14
Notae	-	-	6	6
Robinson	-	-	2	2
Sills	3	5	5	13
Smith	-	-	6	6
Tate	-	-	13	13
Vanover	-	-	0	0
Williams	-	-	16	16

MOST IN A GAME 2020-21:

- 5 Moody (vs MIZ)

DUNKS (Arkansas career Only)

Player	18-19	19-20	20-21	Career
Davis	-	-	5	5
Henderson	2	7	7	16
Iyiola	-	-	-	-
Jackson	-	-	1	1
Moody	-	-	10	10
Notae	-	-	3	3
Robinson	-	-	0	0
Sills	1	2	5	8
Smith	-	-	36	36
Tate	-	-	5	5
Vanover	-	-	20	20
Williams	-	-	3	3





GAME 21 ESPN 2 86 ARKANSAS 31 42 13 86 81 #10/10 Missouri Feb. 13, 2021 • Columbia, Mo. • Mizzou Arena

Arkansas 86 • 16-5,8-4 SEC. Table with columns: Player, FG-FGA, 3-Ptr, FT-FTA, Rebounds, PF, TP, A TO, Blk, Stl, Min, and Totals.

Missouri 81 • 13-5,6-5 SEC. Table with columns: Player, FG-FGA, 3-Ptr, FT-FTA, Rebounds, PF, TP, A TO, Blk, Stl, Min, and Totals.

Officials: Wil Howard,Patrick Evans,Joe Lindsay. Score by periods table for Arkansas vs Missouri.

GAME 23 ESPN 2 66 #6/7 Alabama 38 28 66 81 #20/20 ARKANSAS 39 42 81 Feb. 24, 2021 • Fayetteville, Ark. • Bud Walton Arena

Alabama 66 • 18-6,13-2 SEC. Table with columns: Player, FG-FGA, 3-Ptr, FT-FTA, Rebounds, PF, TP, A TO, Blk, Stl, Min, and Totals.

Arkansas 81 • 18-5,10-4 SEC. Table with columns: Player, FG-FGA, 3-Ptr, FT-FTA, Rebounds, PF, TP, A TO, Blk, Stl, Min, and Totals.

Officials: Lee Cassell,Steven Anderson,Doug Shows. Score by periods table for Alabama vs Arkansas.

GAME 22 ESPN 2 64 Florida 30 34 64 75 #24/ ARKANSAS 40 35 75 Feb. 16, 2021 • Fayetteville, Ark. • Bud Walton Arena

Florida 64 • 10-6,6-5 SEC. Table with columns: Player, FG-FGA, 3-Ptr, FT-FTA, Rebounds, PF, TP, A TO, Blk, Stl, Min, and Totals.

Arkansas 75 • 17-5,9-4 SEC. Table with columns: Player, FG-FGA, 3-Ptr, FT-FTA, Rebounds, PF, TP, A TO, Blk, Stl, Min, and Totals.

Officials: Owen Shortt,Don Daily,Terry Ogelsby. Score by periods table for Florida vs Arkansas.

GAME 24 ESPN 2 75 LSU 37 38 75 83 #20/20 ARKANSAS 32 51 89 Feb. 27, 2021 • Fayetteville, Ark. • Bud Walton Arena

LSU 75 • 14-8,9-6 SEC. Table with columns: Player, FG-FGA, 3-Ptr, FT-FTA, Rebounds, PF, TP, A TO, Blk, Stl, Min, and Totals.

Arkansas 83 • 19-5,11-4 SEC. Table with columns: Player, FG-FGA, 3-Ptr, FT-FTA, Rebounds, PF, TP, A TO, Blk, Stl, Min, and Totals.

Officials: Jason Baker,K.B. Burdett Jr,Pat Adams. Score by periods table for LSU vs Arkansas.





2020-21 SEC STANDINGS										
FINAL										
	SEC	PCT.	HOME AWAY		OVERALL	PCT.	HOME ROAD NEUTRAL			STRK
1. ALABAMA	16-2	.889	9-0	7-2	26-7	.788	12-1	7-3	7-3	L1
2. ARKANSAS	13-4	.765	8-1	5-3	25-7	.781	16-1	5-4	4-2	L1
3. LSU	11-6	.647	7-1	4-5	19-10	.655	11-2	4-6	4-2	L1
4. TENNESSEE	10-7	.588	6-3	4-4	18-9	.667	13-3	4-4	1-2	L2
5. FLORIDA	9-7	.563	5-3	4-4	15-10	.600	6-3	5-5	4-2	L1
6. OLE MISS	10-8	.556	6-3	4-5	16-12	.571	10-4	5-6	1-2	L2
7. MISSOURI	8-8	.500	3-4	5-4	16-10	.615	8-4	6-4	2-2	L2
8. KENTUCKY	8-9	.471	4-4	4-5	9-16	.375	5-6	4-6	0-4	L1
9. MISSISSIPPI STATE	8-10	.444	3-6	5-4	18-15	.546	9-6	5-4	4-5	L1
10. GEORGIA	7-11	.389	5-5	2-6	14-12	.539	12-5	2-6	0-1	L2
AUBURN	7-11	.389	4-5	3-6	13-14	.482	8-5	3-8	2-1	L1
12. SOUTH CAROLINA	4-12	.250	2-6	2-6	6-15	.286	3-6	2-7	1-2	L3
13. TEXAS A&M	2-8	.200	1-4	1-4	8-10	.444	6-4	2-4	0-2	L3
14. VANDERBILT	3-13	.188	2-6	1-7	9-16	.360	6-7	2-8	1-1	L1

AP (FINAL - Mar 15)

1 Gonzaga (60)	26-0	1,500
2 Illinois	23-6	1,415
3 BAYLOR	22-2	1,397
4 Michigan	20-4	1,280
5 ALABAMA	24-6	1,242
6 Houston	24-3	1,145
7 Ohio State	21-9	1,138
8 Iowa	21-8	1,132
9 Texas	19-7	993
10 ARKANSAS	22-6	895
11 OKLAHOMA ST	20-8	891
12 Kansas	20-8	803
13 West Virginia	18-9	745
14 Florida State	16-6	651
15 Virginia	18-6	584
16 San Diego State	23-4	521
17 Loyola Chicago	24-4	513
18 Villanova	16-6	490
19 Creighton	20-8	411
20 Purdue	18-9	382
21 TEXAS TECH	17-10	271
22 Colorado	22-8	243
23 BYU	20-6	125
24 Southern Cal	22-7	125
25 Virginia Tech	15-6	118

COACHES (FINAL - Apr 6)

1 Baylor	28-2	800
2 Gonzaga	31-1	768
3 Houston	28-4	714
4 Michigan	23-5	655
5 ALABAMA	26-7	623
6 ARKANSAS	25-7	599
7 UCLA	22-10	590
8 Illinois	24-7	527
9 Southern Cal	25-8	467
10 Florida State	18-7	451
11 Villanova	18-7	409
12 Loyola-Chicago	26-5	407
13 Iowa	22-9	404
14 Creighton	22-9	340
15 Ohio State	21-10	303
16 Kansas	21-9	295
17 Oregon	22-7	280
18 West Virginia	19-10	277
19 OKLAHOMA ST	21-9	250
20 Oregon State	20-13	229
21 Texas	19-8	151
22 TEXAS TECH	18-11	148
23 Colorado	23-9	136
24 Virginia	18-7	131
25 Syracuse	18-10	112

RECEIVING VOTES: Georgia Tech 103, **TENNESSEE 72**, St. Bonaventure 71, Connecticut 62, **LSU 54**, Oregon 40, Oklahoma 40, Wisconsin 26, Winthrop 10, Clemson 5, UC Santa Barbara 2, **MISSOURI 2**, Cleveland State 2, Georgetown 1

RECEIVING VOTES: San Diego St. 63; **ORAL ROBERTS 57**; Purdue 54; Oklahoma 48; Wisconsin 27; Virginia Tech 16; Brigham Young 12; Drake 9; Winthrop 8; **FLORIDA 8**; Maryland 7; Connecticut 6; Rutgers 5; **LSU 5**; Clemson 5; Memphis 2; **TENNESSEE 1**; Georgia Tech 1.

ARKANSAS IN THE 2020-21

FINAL



TEAM IN THE NCAA/SEC	NCAA	SEC	NO.
3-pt Field Goal Attempts (340 ranked)	27	3	702
Assist Turnover Ratio (340 ranked)	103	2	1.13
Assists Per Game (340 ranked)	80	4	14.6
Blocked Shots Per Game (340 ranked)	17	4	4.9
Defensive Rebounds per Game (340 ranked)	33	2	27.78
Fewest Fouls (340 ranked)	329	13	540
Fewest Turnovers (340 ranked)	320	10	412
Field-Goal Percentage (340 ranked)	100	5	45.1
Field-Goal Percentage Defense (340 ranked)	70	5	41.5
Free Throw Attempts (340 ranked)	5	1	677
Free Throws Made (340 ranked)	3	1	501
Free-Throw Percentage (340 ranked)	68	4	74
Offensive Rebounds Per Game (340 ranked)	44	8	11.94
Personal Fouls Per Game (340 ranked)	131	3	16.9
Rebound Margin (340 ranked)	57	3	4
Scoring Defense (340 ranked)	189	8	70.8
Scoring Margin (340 ranked)	24	1	10.6
Scoring Offense (340 ranked)	11	2	81.4
Steals Per Game (340 ranked)	48	4	7.8
Three Pt FG Defense (340 ranked)	174	9	33.6
Three-Point Field Goals Per Game (340 ranked)	169	5	7.3
Three-Point Field-Goal Percentage (340 ranked)	196	7	33.2
Total 3-point FGM (340 ranked)	40	4	233
Total Assists (340 ranked)	13	1	466
Total Blocks (340 ranked)	3	2	158
Total Rebounds (340 ranked)	5	3	1,271
Total Rebounds Per Game (340 ranked)	18	2	39.72
Total Steals (340 ranked)	7	2	251
Turnover Margin (340 ranked)	58	2	2.2
Turnovers Forced (340 ranked)	52	7	15.12
Turnovers Per Game (340 ranked)	151	3	12.9
Won-Lost Percentage (340 ranked)	17	2	78.1

RAZORBACKS IN THE NCAA/SEC

	PLAYER	NCAA	SEC	NO.
3-pt Field Goal Attempts (347 ranked)	JD Notae	69	6	167
	Moses Moody	81	7	162
Assist Turnover Ratio (350 ranked)	Jalen Tate	230	6	1.46
Assists Per Game (342 ranked)	Jalen Tate	162	4	3.8
Blocked Shots Per Game (346 ranked)	Connor Vanover	45	5	1.76
Defensive Rebounds per Game (350 ranked)	--	--	--	--
Double Doubles (333 ranked)	Justin Smith	79	6	6
	Jalen Tate	333	16	2
Field-Goal Percentage (335 ranked)	Justin Smith	41	2	54.5
	Moses Moody	260	9	42.7
Free Throw Attempts (344 ranked)	Moses Moody	9	2	186
	JD Notae	98	10	121
Free Throws Made (341 ranked)	Justin Smith	287	24	92
	Moses Moody	5	2	151
Free-Throw Percentage (350 ranked)	JD Notae	95	7	92
	Moses Moody	130	9	81.2
Minutes Per Game (350 ranked)	JD Notae	247	16	76
Offensive Rebounds Per Game (350 ranked)	Moses Moody	170	7	33:46
	Justin Smith	26	2	3.29
Points Per Game (350 ranked)	Moses Moody	251	17	2
Rebounds Per Game (349 ranked)	Justin Smith	118	3	16.8
Steals Per Game (346 ranked)	Justin Smith	147	6	7.2
Three-Point Field Goals Per Game (343 ranked)	JD Notae	197	12	1.44
Three-Point Field-Goal Percentage (90 ranked)	Moses Moody	322	14	1.81
Total 3-point FGM (347 ranked)	--	--	--	--
	Moses Moody	101	6	58
	JD Notae	121	8	56
Total Assists (347 ranked)	Jalen Tate	47	2	123
Total Blocks (349 ranked)	Connor Vanover	27	4	51
	Moses Moody	250	18	21
	Justin Smith	318	21	18
	Jaylin Williams	318	21	18
Total Field Goal Attempts (347 ranked)	Moses Moody	27	3	386
	JD Notae	80	9	343
	Justin Smith	198	16	292
	Jalen Tate	290	22	272
Total Field Goals Made (338 ranked)	Moses Moody	49	5	165
	Justin Smith	71	7	159
	Jalen Tate	211	16	132
	JD Notae	216	17	131
Total Minutes (350 ranked)	Moses Moody	6	2	1080:48
	Jalen Tate	65	9	941:28
	Justin Smith	122	14	893:12
Total Points (350 ranked)	Moses Moody	17	2	539
	JD Notae	120	10	410
	Justin Smith	191	15	381
	Jalen Tate	267	21	352
Total Rebounds (347 ranked)	Justin Smith	75	6	203
	Moses Moody	115	8	184
Total Steals (328 ranked)	JD Notae	47	4	46
	Davonte Davis	179	13	35
	Justin Smith	204	16	34
	Jalen Tate	204	16	34
	Moses Moody	236	18	33
	Desi Sills	236	18	33





SIDNEY MONCRIEF

One of the famed "Triplets" that led Arkansas to the 1978 Final Four and five-time NBA All-Star, was inducted to the College Basketball Hall of Fame in 2019 and the Naismith Memorial Basketball Hall of Fame in 2020.



IN THIS SECTION

Bud Walton Arena/Nolan Richardson Court 90
 Bud Walton Arena Record By Year / Crowds 91-92
 Bud Walton Arena Records 93
 Barnhill Arena Record By Year 94
 History & Memorable Games 95-103
 All-Americans 106-107
 Honors & Awards 108-111
 All-Time Final Rankings 112-113
 Razorbacks In The NBA 114-115
 Letterwinners 116-117
 Hall of Fame/Hall of Honor 118



BUD WALTON ARENA

THE BASKETBALL PALACE OF MID-AMERICA

Arkansas has played in Bud Walton Arena - The Basketball Palace of Mid-America - for 28 years and has drawn more than seven million fans. In that time, it has ranked among national attendance leaders every season and the Hogs have won 81 percent of their home games.

When Arkansas joined the Southeastern Conference in August of 1990, then-Razorback Athletic Director Frank Broyles knew the athletic facilities had to be upgraded to contend in America's most nationally competitive league.

His attention turned immediately to basketball. The Hogs were very successful, coming off a Final Four trip earlier that year, but had just a 9,000-seat home, Barnhill Arena.

One day, Bud Walton, co-founder of Walmart, visited Broyles and asked him what Arkansas needed most to be competitive in the SEC. Broyles mentioned the need for additional basketball seats and was asked by Walton what a new arena would cost. The figure \$30 million was discussed and Walton offered to pay half. From that visit, Bud Walton Arena was born.

Groundbreaking to grand opening was accomplished in a remarkable 18 months. The Razorbacks played in Bud Walton for the first time in November of 1993. Everything went perfectly during the first full year. Not only did Arkansas sell out the arena, the Razorbacks were unbeaten in their new home (16-0) and won the 1994 National Championship.

The Hogs carry a 389-90 (.812) record into the 2021-22 season.

In 28 seasons, Arkansas has an all-time average attendance of 15,568 - over 7.4 million people total - in Bud Walton Arena. Arkansas has ranked in the top 30 nationally in attendance every year in BWA.

In fact, Arkansas led the NCAA in both total attendance and average attendance in 2020-21 despite COVID-19 restrictions that saw Bud Walton Arena at just 25 percent capacity.

Entering the 2019-20 campaign, Arkansas has a combined mark of 693-184 in its last two home arenas for an outstanding home winning percentage of .790 over the last 64 years.

Bud Walton Arena houses the **TOMMY BOYER HALL OF CHAMPIONS** that includes a tribute to Arkansas' 1994 NCAA Championship and multiple Final Four appearances as well as the history of Razorback basketball.



Enhancements prior to the 2009 season included the addition of courtside seating, electronic signage at the scorer's table, new retractable seats in the lower level, electronic ribbon boards along the bottom of the upper deck, replacing the Razorback on the court with the classic Razorback logo and opening up the student section by converting it from chairback seats to benches.

Eight suites were added prior to the 2008 season, raising the total to 47.

The Razorbacks received an expanded locker room in 2005, which was redesigned in 2012 and includes a lounge with a spacious meeting area.

In the summer of 2015, a \$4 million investment was made to the arena to maximize fan experience. Fans will immediately notice a new center hung video board with four LED displays that will give Bud Walton Arena the largest video display of any basketball facility in the

country. To go along with the visual enhancements, a brand new sound system was also installed to enhance volume and clarity for every seat in the arena.

As captivating as the displays, museum and championship banners are, the aspect of the facility demanding the most attention is spirit. Every game still produces an NCAA Tournament-type atmosphere with the exception of the crowd, which is anything but neutral.

According to Rosser International in Atlanta, when the arena was built, there were more seats in less space than in any such facility in the world. It's no wonder the noise level can be absolutely ear-splitting.

From pre-game to post-game, Bud Walton Arena is perfectly choreographed with the band, the spirit groups, the lighting system, the public address, the scoreboard and the team. Each game at Bud Walton Arena is a rich experience, leaving Razorback fans hungry for more.



NOLAN RICHARDSON COURT

The University unveiled Nolan Richardson Court at Bud Walton Arena on October 20, 2019 prior to a season-opening exhibition game with Arkansas-Little Rock. Arkansas won the game 79-64 on the newly-named court.

On March 28, 2019, the University of Arkansas System Board of Trustees unanimously approved a resolution to name the court at Bud Walton Arena for Hall of Fame and legendary University of Arkansas head men's basketball coach Nolan Richardson.

Richardson was 389-169 in 17 seasons as Arkansas head coach and set a school record for wins. Among his many honors are NABC and Naismith Coach of the Year (1994), USBWA Most Courageous Award (1995), University of Arkansas Sports Hall of Honor (1996), Arkansas Sports Hall of Fame (1998), College Basketball Hall of Fame (2008) and the Naismith Memorial Basketball Hall of Fame (2014). He was honored with a banner in the rafters of Bud Walton Arena in 2015.

He led the Razorbacks to 13 NCAA Tournament appearances including six Sweet 16's (1990, 1991, 1993, 1994, 1995, 1996), four Elite Eights (1990, 1991, 1994, 1995), three Final Fours (1990, 1994, 1995) a national runner-up finish (1995) and the 1994 NCAA Championship.

In Richardson's 22 combined years as a head coach at the collegiate level - at Western Texas Junior College, the University of Tulsa and the University of Arkansas - he compiled a record of 508-206 (.711) and became the only head coach in college basketball history to win a National Junior College Championship, NIT Championship and NCAA Championship.




ARKANSAS' ALL-TIME RECORD AT BWA

Year	Record	SEC Record	Attendance	Average	Natl Rk (Avg.)
1993-94	16-0 (.1000)	8-0 (1.000)	322,146	20,134	4th
1994-95	14-1 (.933)	7-1 (.875)	301,212	20,081	4th
1995-96	14-4 (.778)	6-2 (.750)	346,698	19,261	5th
1996-97	15-3 (.833)	6-2 (.750)	329,540	18,308	5th*
1997-98	15-0 (1.000)	8-0 (1.000)	291,089	19,406	4th
1998-99	14-2 (.875)	6-2 (.750)	292,704	18,294	5th
1999-00	9-5 (.643)	5-3 (.625)	249,300	17,807	6th
2000-01	16-2 (.889)	7-1 (.875)	292,057	16,225	9th
2001-02	11-5 (.688)	5-3 (.625)	241,033	15,065	13th
2002-03	8-8 (.563)	3-5 (.375)	236,638	14,790	14th
2003-04	10-6 (.625)	4-4 (.500)	236,676	14,792	13th
2004-05	13-3 (.813)	5-3 (.625)	252,608	15,788	9th
2005-06	15-1 (.938)	7-1 (.875)	239,336	14,958	12th
2006-07	13-3 (.813)	5-3 (.625)	267,520	16,720	9th
2007-08	15-1 (.938)	7-1 (.875)	274,360	17,148	8th
200-09	12-6 (.667)	2-6 (.250)	288,781	16,043	11th
2009-10	12-9 (.571)	5-3 (.625)	276,821	13,182	25th
2010-11	15-3 (.833)	5-3 (.625)	216,398	12,022	29th
2011-12	17-3 (.850)	5-3 (.625)	262,329	13,116	23rd
2012-13	17-1 (.944)	9-0 (1.000)	251,968	13,998	20th
2013-14	17-2 (.894)	7-2 (.778)	269,838	14,202	21st
2014-15	16-2 (.889)	7-2 (.778)	283,485	15,750	11th
2015-16	13-4 (.764)	6-3 (.667)	258,705	15,218	12th
2016-17	15-3 (.833)	6-3 (.667)	274,446	15,247	12th
2017-18	15-2 (.882)	7-2 (.778)	275,084	16,181	9th
2018-19	12-6 (.667)	5-4 (.556)	275,012	15,278	11th
2019-20	14-4 (.778)	5-4 (.556)	278,632	15,480	12th
2020-21	16-1 (.941)	8-1 (.889)	72,822%	4,284%	1st
Totals	389-90 (.812)	166-67 (.712)	7,457,238	15,568	

28 straight years in top 30 in national attendance

* - National rank based on regular-season average of 19,321

% - led NCAA In total and average attendance; 25% capacity was the max due to COVID-19 protocols




BUD WALTON, a co-founder of Walmart, was the key contributor to Arkansas' world-class facility.



LARGEST CROWDS

Rk	Attendance	Opponent	Date
1.	20,320	Kentucky	01/26/97
2.	20,298	Auburn	02/24/99
	20,298	Kentucky	01/29/95
4.	20,275	Alabama	01/24/98
5.	20,274	Georgia	03/03/01
6.	20,272	Auburn	03/04/95
7.	20,270	Cincinnati	12/09/95
8.	20,268	Kentucky	01/29/05
	20,268	Alabama	01/24/95
10.	20,266	Kentucky	02/25/01
11.	20,264	LSU	01/31/95
12.	20,262	Alabama	02/16/94
13.	20,260	Memphis	02/09/95
14.	20,258	Missouri	12/06/97
	20,258	Ole Miss	02/18/95
16.	20,256	Missouri	12/05/95
17.	20,248	Ole Miss	02/05/98
	20,248	Alabama	02/28/96
19.	20,246	Vanderbilt	02/01/94
20.	20,242	Mississippi State	01/11/95
	20,242	Auburn	02/21/98
	20,242	Tulsa	12/23/94
23.	20,230	Florida	02/12/94
24.	20,224	Mississippi State	03/05/94
25.	20,214	Tennessee	01/07/95
26.	20,212	Missouri	12/2/93
27.	20,208	Louisville	12/21/96
	20,208	Auburn	02/26/94
	20,208	LSU	01/11/94
30.	20,202	South Carolina	02/18/98
31.	20,198	Kentucky	02/20/99
32.	20,190	Georgia	02/15/97
33.	20,186	Providence	01/23/99
34.	20,184	Mississippi State	02/13/99
	20,184	Delaware State	12/11/93
36.	20,168	Georgia	01/16/99
	20,168	Montevallo	02/25/95
38.	20,164	Vanderbilt	02/07/98
39.	20,162	Mississippi State	01/20/96
40.	20,158	LSU	01/30/96
41.	20,118	South Carolina	01/22/94
42.	20,114	LSU	01/27/99
	20,104	Ole Miss	01/09/98
	20,104	LSU	01/11/97
	20,104	Arizona	11/17/95
46.	20,102	Murray State	12/10/94
47.	20,098	Texas Southern	12/28/93
48.	20,096	Ole Miss	01/05/94
49.	20,084	Jackson State	12/18/93
50.	20,068	Tennessee	02/02/99
51.	20,048	Murray State	11/29/93
52.	20,034	Montevallo	02/05/94
53.	20,018	Florida A&M	12/21/94
54.	20,014	Centenary	12/06/94
55.	20,008	SMU	01/03/94
56.	20,006	Memphis	02/01/97
57.	20,002	UL Monroe	11/15/95



CORLISS WILLIAMSON led Arkansas in scoring in the final game at Barnhill Arena and the first game at Bud Walton Arena.

HOME GAME RECORDS

BARNHILL ARENA AND BUD WALTON ARENA

POINTS:	Individual:	51, Rotnei Clarke vs. Alcorn St., 11/13/10
	Team:	166, vs. U.S. International, 12/09/89
	Combined Teams:	267 (UA 166, U.S. International 101), 12/09/89
FG MADE:	Individual:	20, Dean Tolson vs. Texas A&M, 03/02/74
	Team:	68, vs. U.S. International, 12/09/89
	Combined Teams:	108 (UA 68, U.S. International 40), 12/09/89
FG ATTS.:	Individual:	36, Dean Tolson vs. Texas A&M, 03/02/74
	Team:	101, vs. U.S. International, 12/09/89
	Combined Teams:	201 (UA 97, Western Kentucky 104), 12/03/74
FT MADE:	Individual:	22, Martin Terry vs. Texas A&M, 01/22/72
	Team:	55, vs. Rice, 02/05/72
	Combined Teams:	96 (UA 55, Rice 41), 02/05/72
REBOUNDS:	Individual:	23, Nick Davis vs. Jackson St., 11/21/97
	Team:	77, vs. Jackson St., 11/22/02
	Combined Teams:	114 (UA 50, Western Kentucky 64), 02/03/74



ARKANSAS TEAM

Points: 142 vs. Mississippi Valley State, 11/25/20
 • Points First Half: 71 vs. Alcorn State, 11/13/09
 • Points Second Half: 81 vs. Mississippi Valley State, 11/25/20
 Field Goals Made: 57 vs. Troy State (57-99), 12/10/96
 Field Goals Att.: 99 vs. Troy State (57-99), 12/10/96
 Field-Goal Pct.: .623 vs. Jackson State (48-77), 11/22/96
 3-Pointers Made: 21 vs. Troy State (21-37), 12/10/96 *
 3-Pointers Att.: 54 vs. North Texas (19-54), 12/30/98 *
 3-Point Pct. (Min. 15 att.): .667, 2x, %
 vs. Miss State (16-24) 1/9/16 **AND** vs. W. Carolina (14-21), 12/7/98
 Free Throw Made: 48 vs. Ole Miss (48-53), 1/17/04
 Free Throw Att.: 53, 2x,
 vs. Ole Miss (48-53), 1/17/04 **AND** vs. Northeastern Ill. (35 of 53), 11/16/97
 Free-Throw Pct. (Min. 10 att.): .941 vs. LSU (16-17) 2/12/05
 Total Rebounds: 77 vs. Jackson State, 11/22/02
 • Offensive Rebounds: 30, 2x,
 vs. Northeastern Ill., 11/16/97 **AND** vs. Alcorn State, 12/3/95
 • Defensive Rebounds: 48 vs. Jackson State, 11/22/02
 Personal Fouls: 35 vs. Cincinnati, 12/9/95
 Assists: 40 vs. Troy State, 12/10/96
 Turnovers: 31 vs. Alcorn State, 12/3/95
 Blocked Shots: 18 vs. Missouri, 12/5/95 *
 Steals: 26 vs. La-Monroe, 11/25/00 *

OPPONENT TEAM

Points: 98, 3x,
 Florida, 2/18/12 **AND** Ole Miss, 2/4/09 **AND** Alabama, 2/28/96
 • Points First Half: 60, Alabama, 2/28/96
 • Points Second Half: 56, Jackson State, 11/30/94
 Field Goals Made: 36, Northwestern State (36-70), 12/28/14
 Field Goals Att.: 93, Centenary (34-93), 12/6/94
 Field-Goal Pct.: .652, Auburn (33-54), 2/17/16
 3-Pointers Made: 17, Florida (17-31), 1/14/98
 3-Pointers Att.: 40, Jackson State (13-40), 11/21/97
 3-Point Pct. (Min. 15 att.): .652, Auburn (15-23), 2/17/16
 Free Throws Made: 38, Missouri (38-47), 12/15/95
 Free Throw Att.: 52, Ole Miss (32-52), 1/9/99
 Free-Throw Pct. (Min. 10 att.): 1.000, Florida (14-14), 2/16/21
 Total Rebounds: 56, Georgia, 1/29/19
 • Offensive Rebounds: 28, LSU, 1/11/97
 • Defensive Rebounds: 41, Missouri, 1/2/21
 Personal Fouls: 38, Northeastern Illinois, 11/16/97
 Assists: 23, Vanderbilt, 2/7/98
 Turnovers: 42, 2x,
 Bethune-Cookman, 12/2/97 **AND** Grambling, 12/31/00
 Blocked Shots: 12, Ole Miss, 2/5/11
 Steals: 18, Alcorn State, 12/3/95

ARKANSAS INDIVIDUAL

Points: 51, Rotnei Clarke vs. Alcorn State, 11/13/09
 Field Goals Made: 15, Rotnei Clarke (15-21) vs. Alcorn State, 11/13/09
 Field Goals Att.: 28, Pat Bradley (11-28) vs. North Texas, 12/30/98 *
 Field-Goal Pct. (Min. 8 att.): 1.000, 3x, *
 Daniel Gafford (8-8) vs. Montana State 11/21/18
 Moses Kingsley (8-8) vs. Southern University, 11/13/15
 Lee Wilson (9-9) vs. Montevallo, 2/25/95
 3-Pointers Made: 13, Rotnei Clarke (13-21) vs. Alcorn St., 11/13/09 * **
 3-Pointers Att.: 24, Pat Bradley (10-24) vs. North Texas, 12/30/98 * **
 3-Point Pct. (Min. 6 att.): 1.000, Patrick Beverley (6-6) vs. Auburn, 3/8/08
 Free Throw Made: 18, Mason Jones (18-21) vs. Mississippi State, 2/15/20
 Free Throw Att.: 22, Corliss Williamson (17-22) vs. Ole Miss, 2/18/95
 Free-Throw Pct. (Min. 10 att.): 1.000, 5x, *
 Isaiah Joe (12-12) vs. Tennessee, 2/26/20
 Dusty Hannahs (10-10) vs. Evansville, 12/8/15
 Alandise Harris (11-11) vs. SMU, 11/18/13
 Julysse Nobles (10-10) vs. Auburn, 1/25/11
 Kareem Reid (14-14) vs. Memphis, 12/19/98
 Total Rebounds: 23, Nick Davis vs. Jackson State, 11/21/97 *
 Offensive Rebounds: 12, Dionisio Gomez vs. Georgia, 1/18/03 (17 total)
 Defensive Rebounds: 15, Nick Davis vs. Jackson State, 11/21/97
 Assists: 15, 2x, *
 Dontell Jefferson vs. Portland St., 11/18/05
 Kareem Reid vs. Jackson State, 11/22/96
 Turnovers: 8, 3x,
 Sonny Weems vs. Missouri, 11/28/07
 Darian Townes vs. Tennessee, 2/24/07
 Sunday Adebayo vs. Cincinnati, 12/9/95
 Blocked Shots: 10, Steven Hill vs. Texas St., 12/6/05
 Steals: 8, Clint McDaniel vs. Florida A&M, 12/21/94



MASON JONES, the first Razorback to lead the SEC in scoring and led the NCAA in free throws made, scored 30-plus seven times in Bud Walton Arena in 2020 with two games in the 40's. He scored 38 points versus Mississippi State, making a Bud Walton Arena-best 18 free throws.

OPPONENT INDIVIDUAL

Points: 45, Jodie Meeks, Kentucky, 2/14/09
 Field Goals Made: 17, Jodie Meeks (17-24), Kentucky, 2/24/09
 Field Goals Att.: 29, Nate Driggers (13-29), Montevallo, 2/25/95
 Field-Goal Pct. (Min. 8 att.): 1.000, Adam Wing (8-8), Evansville, 12/08/15
 3-Pointers Made: 9, Bryce Brown (9-14), Auburn, 02/17/16
 3-Pointers Att.: 14, 4x,
 Bryce Brown, Auburn, 02/17/16
 Travis Bader, Oakland, 11/16/11
 Joe Ervin, North Texas, 12/30/98
 Aijay Foreman, Centenary, 12/6/94
 3-Point Pct. (Min. 6 att.): .714, Dan Cross (5-7), Florida, 2/12/94
 Free Throw Made: 18, Jason Sutherland (18-20), Missouri, 12/5/95
 Free Throw Att.: 20, 2x,
 Jason Sutherland (18-20), Missouri, 12/5/95
 Ansu Sesay (14-20), Ole Miss, 2/18/95;
 Free-Throw Pct. (Min. 10 att.): 1.000, 2x,
 Jared Harper (11-11), Auburn, 02/27/18
 Deshon Taylor, Fresno State, 11/17/17
 Total Rebounds: 18, 2x,
 Kevin Samuel, TCU, 1/25/20
 Korvotney Barber, Auburn, 1/24/09
 Offensive Rebounds: 11, Sunday Adebayo, Memphis, 2/1/97
 Defensive Rebounds: 14, Jaime Lloreda, LSU, 1/6/04
 Assists: 12, Perth Robinson, Georgia, 1/18/95
 Turnovers: 12, Devin Gibson, Texas-San Antonio, 12/12/07
 Blocked Shots: 10, PJ Roberson, Grambling St., 11/26/11
 Steals: 8, Terry Conerway, Southwest Texas State, 12/21/02

MISCELLANEOUS

Overall Record: 389-90 (.812)
 SEC Record: 166-67 (.712)
 Most Combined Points: 215 vs. Centenary (Arkansas 121, Centenary 94)
 Arkansas Points Scored: 37,355 (77.99); Opponents: 31,363 (65.48)
 Field Goals: Arkansas: 14,117-30,432 (.464); Opponents: 11,316-27,970 (.405)
 Arkansas 100-Point Games: 45
 Arkansas 90-Point Games: 107
 Opponent 100-Point Games: 0
 Biggest Victory Margin: 80 vs. Mississippi Valley State (142-62), 11/25/20
 Biggest Defeat Margin: 30 vs. Florida (98-68), 2/18/12
 Longest Winning Streak: 30 games (Memphis 2/1/97-North Texas 12/30/98)
 Longest Losing Streak: 3 (6x, last from 1/29/20-2/15/20)
 Record vs. Ranked Teams: 40-27
 Record vs. Top 10 Teams: 15-9
 Record vs. Top Five Teams: 7-4
 Last Ranked Teams at BWA:
 • Arkansas: #20 Arkansas def #6 Alabama, 02/24/21 (81-66)
 • Opponent: #6 Alabama lost to #20 Arkansas, 02/24/21 (81-66)
 Highest Ranked Team at BWA No. 2, 4x,
 Florida 2/5/13 **AND** Texas 1/5/10 **AND** Kentucky 2/19/03 **AND** Auburn 2/24/99
 Highest Attendance: 20,320 vs. Kentucky, 1/26/97
 Lowest Attendance: 7,096 vs. Indiana State, 3/18/14
 ^ 4,110 vs Abilene Christian (12/22/20 - In 2020-21, Arena capacity was limited due to COVID-19 protocols)

* UA Record || # SEC Record





THE RAZORBACKS were 322-105 in 36 seasons in Barnhill Arena, winning the final 26 Southwest Conference (SWC) games played there.

BARNHILL ARENA (First season 1954-55 • Final season 1992-93)

Year	Record	Conference	Avg. Att.
1955	7-2 (.778)	5-1 (.833)	NA
1956	5-5 (.500)	5-1 (.833)	NA
1957	6-4 (.600)	5-1 (.833)	NA
1958	9-2 (.818)	6-1 (.857)	NA
1959	5-4 (.556)	4-3 (.571)	NA
1960	7-4 (.636)	4-3 (.571)	NA
1961	8-2 (.800)	5-2 (.714)	NA
1962	7-3 (.700)	4-3 (.571)	NA
1963	6-3 (.667)	5-2 (.714)	NA
1964	6-5 (.545)	4-3 (.571)	NA
1965	5-5 (.500)	3-3 (.500)	NA
1966	9-1 (.900)	6-1 (.857)	NA
1967	3-5 (.375)	3-3 (.500)	NA
1968	5-4 (.556)	5-2 (.714)	NA
1969	5-5 (.500)	3-3 (.500)	NA
1970	3-4 (.429)	3-3 (.500)	NA
1971	3-11 (.214)	0-7 (.000)	NA
1972	7-4 (.636)	4-3 (.571)	NA
1973	9-5 (.643)	5-2 (.714)	NA
1974	8-4 (.667)	5-2 (.714)	NA
1975	12-2 (.857)	7-0 (1.000)	NA
1976	11-1 (.917)	6-1 (.857)	NA
1977	11-0 (1.000)	7-0 (1.000)	NA

Year	Record	Conference	Avg. Att.
1978	12-0 (1.000)	7-0 (1.000)	6,305
1979	10-2 (.833)	6-2 (.750)	9,125
1980	12-0 (1.000)	8-0 (1.000)	9,129
1981	10-1 (.909)	7-1 (.875)	9,182
1982	11-0 (1.000)	8-0 (1.000)	9,198
1983	11-1 (.917)	7-1 (.875)	9,147
1984	11-0 (1.000)	8-0 (1.000)	8,840
1985	10-1 (.909)	7-1 (.875)	8,925
1986	4-7 (.364)	2-6 (.250)	8,641
1987	10-2 (.833)	6-2 (.750)	8,978
1988	11-1 (.917)	7-1 (.875)	8,725
1989	11-0 (1.000)	8-0 (1.000)	9,083
1990	10-1 (.909)	8-0 (1.000)	9,117
1991	13-1 (.929)	8-0 (1.000)	9,405
1992	10-1 (.909)	8-0 (1.000)	9,423
1993	9-2 (.818)	6-2 (.750)	9,435
Totals	322-105 (.754)	215-66 (.765)	8,916

Note: Arkansas was a member of the Southwest Conference from 1924-91 and has been a member of the Southeastern Conference since 1992.

Note: Barnhill Arena's capacity was expanded from 5,000 to 6,200 in 1977 and to 9,000 in 1978.



Championships were a tradition at Arkansas long before the Razorbacks earned the national title in 1994. The '94 championship was the grandest of them all, but the NCAA trophy isn't exactly the only one on the shelf in the fabulous Bud Walton Arena museum.

In fact, Arkansas has made six trips to the NCAA Final Four and earned 31 bids to the NCAA Tournament.

In conference play, Arkansas has won 24 league championships with 22 coming in the Southwest Conference between 1926 and 1991. The Hogs won the Southeastern Conference crown in 1992, their first year in the league, after winning three straight SWC titles. The Hogs have also won seven league tournament crowns.

Since joining the SEC, Arkansas continues to be an upper-echelon program. The Razorbacks won overall titles in 1992 and 1994, Western Division titles in 1992, '93, '94 and '95, and won the tournament crown in 2000.

Arkansas has a long-standing tradition of winning in basketball. It started in the 1920s and has carried through to this time. Even though Arkansas didn't begin playing basketball until 1924, the Hogs won more SWC championships than any other school.

It didn't take long for the Hogs to have an impact on the SWC. Two years after starting the program, Arkansas won its first league championship. It was the first of five in a row. **Francis Schmidt**, Arkansas' first basketball coach, guided the Hogs to the 1926, '27, '28 and '29 titles. **Chuck Bassett** was the coach of the 1930 championship squad.

Wear Schoonover, Arkansas' first football All-American, captained the 1930 club. He earned All-SWC honors three times. In fact, the Razorbacks dominated the all-conference squads of the late 1920s. In 1928, Arkansas had four of the five All-SWC selections when **Glen Rose**, **Tom Pickell**, **Gene Lambert Sr.** and Schoonover were named all-league. Rose was also the first Razorback to earn All-America honors (1928), followed a year later by Pickell and Lambert.

The Hogs were loaded with all-conference talent during that time. Rose was a three-time All-SWC pick, as was Pickell.

Lambert and **Rolla Adams** made it twice as did **Milan Creighton**.

From 1926 through 1929, Arkansas was a combined 60-5.

When Schmidt left Arkansas as coach, he went to league rival TCU and was tough to beat until the Razorbacks hired Rose as head coach.

Rose began another glorious run with a co-championship in 1935. The Hogs won SWC titles in '36, '38, '41 and '42. The 1936 Razorbacks almost represented the United States in the Olympics, winning four games in an Olympic playoff before losing to a team of all-stars from California in the semifinals of the tournament.

Jim Lee Howell, **Ike Poole**, **Taft Moody**, **Don Lockard**, **Jack Robbins**, **Howard Hickey** and **Johnny Adams** were the stars of their day. Adams was an All-American in 1941. He was Arkansas' fifth All-American, but the last one until **Martin Terry** made it in 1973.



SCOTTY THURMAN'S clutch three-pointer with the shot clock winding down and 51 seconds left to play gave Arkansas a 73-70 lead in the 76-72 victory over Duke in the 1994 NCAA Championship game.

From 1945-1950, Arkansas had four second-place finishes and shared the 1949 title. The Razorbacks then went through a mild recession before claiming a co-championship in 1958. By winning a playoff game against SMU, Arkansas qualified for the NCAA Tournament. It wasn't a pleasant experience. Oklahoma State, which featured Eddie Sutton as a player, downed the Hogs by 25, 65-40, and Oscar Robertson exploded for 58 points as the Hogs were drilled by Cincinnati, 97-62, in a consolation game.

As unpleasant as the tournament experience was, Arkansas would have loved to have gone back, but it didn't happen for 19 years. Not even Rose, who led the Hogs to the '58 title in his second stint as coach, could return Arkansas to glory. He retired following the 1966 season, but neither of his two successors, **Duddy Waller** or **Lanny Van Eman**, put a contender on the floor.

Van Eman did, however, bringing excitement to the game. His teams regularly scored in the 80s and 90s at a time when the traditional powers played games in the 60s. Van Eman recruited **Martin Terry** from junior college and Terry set school single-season scoring records that still stand. He averaged 28.3 points per game as a senior. Even though he played only two seasons, Terry still ranks among Arkansas' top 20 all-time scorers.

Unfortunately, Van Eman's teams usually gave up more points than they scored. Twice in 1971, Arkansas scored 100 or more points and lost.

Van Eman's second club managed to win 16 games, but only five came in SWC play. Arkansas and Baylor, which paired for a thrilling 111-110 Baylor victory the year before, put on another wild show with the Razorbacks winning, 131-109, in Fayetteville, setting a league record for points scored by two teams in a conference game.

After the 1974 Hogs won just 10 games, **Frank Broyles**, newly appointed athletic director as well as an already established football coach, decided it was time to make a commitment to basketball. He turned things around by hiring **Eddie Sutton**.

Sutton caught the state's attention in his first season when the Razorbacks finished 17-9 and second in the SWC. By the time his second team finished its 19-9 campaign, construction workers were already renovating Barnhill Arena, a facility constructed in 1957.

The 1976 Hogs also featured the nucleus of what was to become one of the greatest teams in history. **Ron Brewer** and **Marvin Delph** were sophomores. **Sidney Moncrief** was a freshman and he quietly led the nation in field goal percentage (.665, 149-224), and Sutton knew he had something special.

With half of Barnhill's facelift completed before the 1977 season, a new wave of excitement swept through the entire state of Arkansas.

The Razorbacks blitzed through the SWC unbeaten, winning their first league title in 19 years. Brewer, Moncrief and Delph were the toast of the Ozarks. Arkansas finished 26-2, but lost in the first round of the NCAA Tournament when Moncrief fouled out, allowing Wake Forest to come from behind for a victory.

Expectations were high in 1978 and the Hogs didn't disappoint. For a week, the Razorbacks were even ranked No. 1 in the Associated Press poll. A loss at Houston after two victories earlier in the week dropped the Hogs from their position at the top.

Arkansas shared the SWC title with Texas, but was upset by Houston, again on a last-second shot at the SWC Tournament. Stunned, the Razorbacks returned home unsure of whether or not they would receive an at-large bid to the NCAA Tournament.

The Hogs got in and victories over Weber State and No. 2 UCLA thrust Arkansas into the regional finals. Brewer hit a long jumper with less than a minute to play and **Jim Counce** scored on a layup at the end to seal a 61-58 victory over Cal-Fullerton, sending the Hogs to the Final Four.



The 1944 Razorback men's basketball team.

No. 1-ranked Kentucky ended Arkansas' dreams of a national title with a semifinal victory, but Brewer hit another of his patented buzzer shots in the third-place game, giving Arkansas a thrilling 71-69 victory over Notre Dame.

With All-American Brewer and the sleek-shooting Delph gone, Moncrief and **Steve Schall** were left to lead the 1979 Hogs. It was almost a repeat performance of 1978.

Moncrief was brilliant. He simply refused to allow his team to lose. After a brief midseason slump, Arkansas won 14 straight games, including two at the SWC Tournament and two in the NCAA Tournament. A victory over Louisville sent Arkansas into the Midwest Regional finals against No. 1-ranked Indiana State and superstar Larry Bird.

Arkansas could not stop Bird, but ISU could not contain Moncrief. In one of the greatest games in UA history, the Hogs suffered a 73-71 setback, when a last-second Sycamore shot bounced twice and fell in. Arkansas finished 25-5 and the Moncrief era was history.

Sutton won three more SWC titles and left behind a legacy, when his teams won 20 or more games nine years in a row. Arkansas played in the NCAA Tournament in each of those nine seasons, but never came close to returning to the Final Four. The Razorbacks even featured a team that had three future first-round NBA draft choices when **Scott Hastings**, **Darrell Walker** and **Alvin Robertson** played together. **Joe Kleine**, another future first-round NBA pick and member of the 1984 Olympic team, redshirted that year (1982).

When Sutton left for Kentucky after the 1985 season, Broyles turned a completely different direction when he hired **Nolan Richardson**. Richardson's teams were noted for defense, just as Sutton's were, but it was a different style of defense. Richardson's defense usually turned quickly to offense and his teams at Tulsa had led the nation in scoring.

Inheriting a group of players recruited to play at a slower pace, Richardson had to bite the bullet as his first season resulted in a 12-16 finish. Then he started recruiting. His second team won 19 games and his third was 21-9. His 1989 squad won Arkansas' first SWC title since 1982 and breezed through the league tournament. Arkansas set school scoring records and downed Loyola-Marymount in the first round of the NCAA Tournament before bowing out to Louisville.

By then, Richardson's style and players had converted Razorback fans. Barnhill Arena was hopping every time the Hogs played. It wouldn't have taken a Final Four appearance for the state to go nuts, but when the Razorbacks reached the 1990 Final Four, the state went crazy.



The Hogs were SWC champs again and dominated the SWC Tournament for the second consecutive year. Triumphs over Princeton, Dayton, North Carolina and Texas sent the Razorbacks into the Final Four. A loss to Duke in the semifinals ended the season at 30-5.

It nearly happened again in 1991. Arkansas won a school-record 34 games before falling to Kansas in the Southeast Regional finals. Arkansas ended its history in the Southwest Conference by winning the final three regular season and tournament championships.

A new era was launched in 1991-92 and the Razorbacks didn't miss a beat. Arkansas won the Southeastern Conference title with a 13-3 record. Included were two victories over Shaquille O'Neal-led LSU and a big win at Kentucky. The **Todd Day-Lee Mayberry-Oliver Miller** era ended with a 26-8 season and another trip to the NAAs.

Day finished his career as the program's all-time leading scorer (2,395 pts) and second in steals (271) while Mayberry was third on the all-time scoring list (1,940 pts) and first in steals (291). Miller finished seventh on the career scoring list (now ninth with 1,674 pts), is the school's all-time leader in field goal percentage (.636) and is third in career rebounds (886).

After winning the SEC's Western Division in '93 and pushing North Carolina to the limit in a Sweet 16 loss to the eventual national champions, the Razorbacks enjoyed its best season ever in 1994. Arkansas won nearly everything possible. The Razorbacks were SEC champs, again sweeping LSU and winning at Kentucky, they made the school's fifth trip to the Final Four and completed their dream season by beating Arizona and Duke to win the national title.

A year later, Arkansas was No. 1 in all the preseason polls, but the Hogs stumbled early before making a late-season run. Arkansas repeated as Western Division champion, then downed Texas Southern, Syracuse, Memphis and Virginia to earn its sixth Final Four appearance.

A win over North Carolina in the semifinals allowed the Hogs to advance to the finals, but it was UCLA's year as the Bruins beat Arkansas for the 1995 crown.

With every starter gone from the back-to-back Final Four clubs, Arkansas was expected to struggle in 1996. Richardson, however, molded together a young team and the Hogs peaked late. Seeded 12th in the NCAA East Regional, Arkansas beat Penn State and Marquette to advance to the Sweet 16 before falling to top-ranked Massachusetts.

In 1997, Arkansas was forced to endure an NCAA inquiry, which proved fruitless, but it damaged the Hogs' recruiting. The streak of nine straight NCAA Tournament appearances ended but the Bud Walton Arena crowds were rejuvenated by three NIT games. Fans who never before had the opportunity to buy Razorback basketball tickets were able to attend and helped Arkansas advance to the NIT semifinals in New York.

It was back to the NAAs in 1998 as the Razorbacks, who got 10.4 points and an SEC-leading 9.8 rebounds per game from **Nick Davis**, won 24 games and reached the second round with a win over Nebraska.

Arkansas won its 10th straight NCAA Tournament first-round game in 1999 as **Pat Bradley** set school records for career three-point shooting (366-915, .400). **Derek Hood** recorded more double-doubles than anyone in Arkansas history (18) and also led the league in rebounding (10.3), and **Kareem Reid** broke Lee Mayberry's career record for assists (748).

The Razorbacks also had one of the most unique weeks in its basketball history. The final two home games came over a five-day span against No. 5 Kentucky and No. 2 Auburn. Never before had Arkansas played two top 10 teams at home in the same week. Arkansas beat UK, 74-70, and topped Auburn, 104-88.

Following an up-and-down season in 2000, Arkansas won four games in four days, including wins over No. 16 Kentucky, No. 10 LSU and No. 23 Auburn to win the school's first SEC Tournament title. **Brandon Dean** was the MVP after averaging 15.2 points in the title run. **Joe Johnson** was the 2000 SEC Newcomer of the Year and went on to be a 2001 honorable mention All-America and an NBA first-round draft pick.

The 2001 club rebounded from an 0-3 league start with a six-game winning streak late in the year to earn Arkansas' 13th NCAA Tournament appearance in 14 years and its 15th straight post-season tournament berth.

The Nolan Richardson era came to an end in 2002 when he was released from his contract. The Razorbacks dropped to 14-15, including a 13-14 mark under Richardson. Mike Anderson was 1-1 as interim head coach for the last two games of the season.

Stan Heath rebuilt the roster with recruiting classes ranked as high as No. 13 by Rivals.com in 2004 and No. 7 by Hoop Scoop in 2003. In 2005, the Razorbacks won the Paradise Jam tournament title and went 18-12.

In 2006, Heath had Arkansas back in the NCAA Tournament, going 22-10 behind honorable mention All-American **Ronnie Brewer** (18.4 ppg), All-SEC guard **Jonathon Modica** (16.1 ppg) and SEC Sixth Man of the Year **Eric Ferguson** (8.1 ppg).

Arkansas earned another NCAA bid in 2007. The Razorbacks won the Old Spice Classic, reached the finals of the SEC Tournament and recorded the 27th 20-win season in school history by finishing 21-14. **Patrick Beverley** (13.9 ppg, 4.5 rpg) was the SEC Newcomer and Freshman of the year, and **Steven Hill** (6.2 ppg, 2.8 blocks) the SEC Defensive Player of the Year.

John Pelphrey, an honorable mention All-American as a player at Kentucky, became head coach for the 2008 season. His background included playing for Eddie Sutton and Rick Pitino at Kentucky, and working as an assistant coach for Sutton at Oklahoma State, and Billy Donovan at Marshall and Florida.

Pelphrey's first Razorback team went 23-12, was 6-2 against ranked teams, reached the finals of the SEC Tournament and advanced to the second round of the NCAA Tournament with a win over No. 24 Indiana. **Sonny Weems** (15.0 ppg, 4.5 rpg) was first-team All-SEC and won the College Slam Dunk championship.

The Razorbacks ushered in a new (old) style of basketball with the hiring of longtime Razorback assistant **Mike Anderson** for the 2011-12 campaign. Anderson left the program in 2002 when Richardson departed and went on to highly successful head coaching stints at UAB and Missouri before returning to Arkansas.

The Razorbacks were 169-102 in Anderson's eight seasons and made five postseason tournament berths – three in the NCAA (2015, 2017 and 2018) and two in the NIT (2014 and 2019). Anderson, who did not have a losing record in his tenure, also produced NBA draft picks **Bobby Portis** and **Daniel Gafford**.

Eric Musselman was named Arkansas' 13th head men's basketball coach on April 7, 2019 and introduced to the fans on April 8. In his first season, the Razorbacks won 20 games before the season was cut short during the SEC Tournament due to CO-VID 19 pandemic. Under his guidance, Arkansas led the NCAA in 3-point field goal percentage defense (.272) and **Mason Jones** led the NCAA in free throws made (232) and attempted (282) – both school records. Jones was also voted honorable mention All-America and 2020 AP SEC co-Player of the Year as he was the first Razorback to lead the SEC in scoring (22.0 ppg). **Isaiah Joe** was drafted by the 76er and Jones played with both the Rockets and 76ers.

Year two under Musselman saw the program reach heights it had not attained since 1995. The Razorbacks were 25-7 (13-4 in the SEC), reached the NCAA Elite 8 and finished ranked among the nation's top 10 in both polls. **Moses Moody** was voted honorable mention All-America, the SEC Freshman of the Year, first team All-SEC and became the program's first ever "one-and-done."





The history of Razorback basketball is filled with thrilling and even heart-stopping moments. The Final Four, conference championships and last-second, game-winning jumpers shape the memories of the "greatest" moments in Arkansas history. Following are 10 of those:

No. 2 ARKANSAS 76, No. 6 DUKE 72

NCAA Championship Game

April 4, 1994, at Charlotte, N.C.

Despite Arkansas' incredible basketball success through the years, the Razorbacks had never played for the national championship until their battle with Duke at the Charlotte Coliseum. The Hogs had been ranked No. 1 much of the year, but Duke had won two national titles in the three previous seasons and had defeated Arkansas in the 1990 Final Four at Denver.

Duke controlled the tempo in the first half and Corliss Williamson, who had been nearly unstoppable in the entire tournament, missed his first five shots for the Razorbacks. The Blue Devils led by as many as five points in the opening period, but Scotty Thurman drilled a late three-pointer to give Arkansas a 34-33 halftime advantage.

Corey Beck hit a short jumper early in the second half to give the Hogs a 38-35 lead, but Duke scored 13 unanswered points and suddenly led 48-38 with 17:09 left. While the surge left Duke fans roaring their approval, it also sped up the tempo of the game. The Razorbacks trailed but actually had the Blue Devils right where they wanted them.

Playing at a quicker pace, Arkansas caught up in less than five minutes. When Al Dillard drilled a three with 8:08 remaining to give Arkansas a five-point lead, it looked like momentum had swung to the Hogs for good. Duke fought back and tied the game at 65-65 and finally 70-65 with 1:29 remaining. The Razorbacks took a timeout.

When Dwight Stewart fumbled a pass, he quickly passed it out to Thurman with the shot clock winding down. Thurman had no choice but to shoot. As his shot was narrowly clearing the outstretched hand of Antonio Lang, the shot clock hit zero. The shot, though, was true. It was a dagger to the hearts of the Blue Devils and surpassed U.S. Reed's halfcourt jumper against Louisville as the most famous shot in Arkansas history.

Duke never recovered. Three free throws in the final seconds clinched the 76-72 victory that gave Arkansas the 1994 national championship.



Corey Beck had 15 points, a team-high 10 rebounds and four assists in the championship game victory over Duke.

Arkansas 76, Duke 72

Final Four • National Championship Game • April 4, 1994
Charlotte Coliseum • Charlotte, N.C. • Att.: 23,674

Duke		Tot-FG		3-Pt		FT		FTA		Rebounds			PF	TP	A	TO	BLK	S	MIN
#	Player	FG	FGA	FG	FGA	FT	FTA	OF	DE	Tot	PF	TP	A	TO	BLK	S	MIN		
21	Antonio Lang *	6	9	0	0	3	3	3	2	5	5	15	3	5	1	0	34		
33	Grant Hill *	4	11	1	4	3	5	1	13	14	3	12	6	9	3	3	38		
44	Cherokee Parks *	7	10	0	0	0	1	3	4	7	3	14	0	0	2	0	30		
5	Jeff Capel *	6	16	2	6	0	0	1	4	5	3	14	4	6	0	1	35		
20	Chris Collins *	4	11	4	8	0	0	0	0	0	1	12	1	1	1	1	34		
3	Marty Clark	1	6	0	2	1	2	1	0	1	2	3	3	2	0	0	15		
52	Erik Meek	1	2	0	0	0	0	3	4	7	1	2	0	0	0	0	14		
TEAM Totals		29	65	7	20	7	11	14	30	44	18	72	17	23	7	5	200		

FG%	1st Half: 15-39 .484	2nd Half: 14-34 .412	Game: .446	DEADBALL REBOUNDS
3-Pt. FG%	1st Half: 2-9 .222	2nd Half: 5-11 .455	Game: .350	REBOUNDS
F Throw%	1st Half: 1-3 .333	2nd Half: 6-8 .750	Game: .636	1


Arkansas		Tot-FG		3-Pt		FT		FTA		Rebounds			PF	TP	A	TO	BLK	S	MIN
#	Player	FG	FGA	FG	FGA	FT	FTA	OF	DE	Tot	PF	TP	A	TO	BLK	S	MIN		
23	Ken Biley *	0	0	0	0	0	0	0	0	0	1	0	0	0	0	0	3		
34	Corliss Williamson *	10	24	0	0	3	5	7	1	8	3	23	3	5	2	2	35		
15	Dwight Stewart *	3	11	0	5	0	0	4	5	9	3	6	4	1	0	4	29		
14	Corey Beck *	5	11	0	1	5	8	2	8	10	3	15	4	3	0	1	35		
30	Scotty Thurman *	6	13	3	5	0	0	1	4	5	2	15	1	0	0	1	36		
12	Clint McDaniel	2	5	1	3	2	4	0	2	2	2	7	3	1	0	3	32		
44	Darnell Robinson	1	5	0	0	0	0	1	1	2	1	2	0	1	0	0	12		
3	Al Dillard	1	5	1	4	1	2	1	0	1	1	4	0	0	0	0	8		
22	Davor Rimac	0	1	0	0	0	0	0	0	0	0	0	0	0	1	0	5		
33	Lee Wilson	2	2	0	0	0	0	1	3	4	1	4	0	1	0	0	5		
TEAM Totals		30	77	5	18	11	19	2	1	3	19	25	44	17	6	11	200		

FG%	1st Half: 16-38 .421	2nd Half: 14-39 .359	Game: .390	DEADBALL REBOUNDS
3-Pt. FG%	1st Half: 2-5 .400	2nd Half: 3-13 .231	Game: .278	REBOUNDS
F Throw%	1st Half: 0-0 .000	2nd Half: 11-19 .579	Game: .579	6

Technical fouls: None

Score by Periods	1st	2nd	Total
Duke	33	39	72
Arkansas	34	42	76





No. 5 ARKANSAS 74, No. 2 UCLA 70

NCAA Tournament Regional Semifinal
March 16, 1978, at Albuquerque, N.M.

It had been an incredible year for Arkansas. The Razorbacks repeated as South-west Conference champs but had to nervously await an NCAA at-large bid when they were eliminated from the league tournament by Houston in the semifinals. The "Triplets," Ron Brewer, Sidney Moncrief and Marvin Delph, were the ringleaders.

Still, the Hogs were underdogs and a new kid on the NCAA block when they faced second-ranked UCLA in the third round at Albuquerque. David Greenwood was the leader of the Bruins, who weren't far removed from their incredible string of NCAA championships.

UCLA was stunned as Arkansas roared to a 40-22 lead that was cut to 42-29 by halftime. The Bruins didn't panic. They pressed the Hogs and took a 60-58 lead.

Brewer tied the game with two free throws, Steve Schall hit a short turnaround and Delph drilled a jump shot to put the Hogs back in front.

Delph sizzled by hitting 11 of his 14 shots, finishing with 23 points. Moncrief had 21 and Brewer 18. Greenwood finished with 17 for UCLA.

The victory moved the Razorbacks a step closer to their eventual trip to the Final Four.

Arkansas 74, UCLA 70

West Regional • Sweet 16 • March 16, 1978
 University Arena • Albuquerque, N.M. • Att.: 17,750


UCLA		Tot-FG		Rebounds		PF		TP		A		TO		BLK		S		MIN	
#	Player	FG	FGA	FT	FTA	Tot	Pf	TP	A	TO	BLK	S	MIN						
24	David Greenwood *	8	13	1	4	4	5	17	2	2	2	1	39						
35	James Wilkes *	3	5	0	0	0	5	6	1	1	0	1	21						
31	Gig Sims *	0	1	0	0	4	2	0	1	1	1	0	13						
22	Raymond Townsend *	1	11	0	0	2	2	2	2	2	0	0	26						
24	Roy Hamilton *	9	16	1	2	1	4	19	6	3	0	4	36						
14	Brad Holland	5	8	0	0	0	2	8	2	1	0	0	20						
32	Darrel Allums	6	7	0	2	10	4	12	0	2	0	1	27						
50	Marvin Thomas	1	1	0	0	2	0	2	0	0	0	0	1						
55	Kiki Vandeweghe	2	4	0	0	4	0	4	0	1	1	0	17						
TEAM																			
Totals		34	67	2	8	30	24	70	14	13	4	7	200						

FG	1st Half: 14-28 .500	2nd Half: 20-39 .512	Game: .507	DEADBALL
F Throw	1st Half: 1-5 .200	2nd Half: 1-3 .333	Game: .250	REBOUNDS 2

Arkansas		Tot-FG		Rebounds		PF		TP		A		TO		BLK		S		MIN	
#	Player	FG	FGA	FT	FTA	Tot	Pf	TP	A	TO	BLK	S	MIN						
42	Jim Counce *	0	1	2	3	0	2	3	5	0	2	39							
44	Marvin Delph *	11	14	1	1	10	2	23	0	3	0	1	40						
30	Steve Schall *	4	7	0	0	2	4	8	1	2	1	2	20						
10	Ron Brewer *	5	14	8	10	5	0	18	5	4	0	0	40						
32	Sidney Moncrief *	7	13	7	13	11	2	21	1	1	1	0	39						
20	Alan Zahn	1	1	0	0	2	3	2	1	1	0	0	21						
24	U.S. Reed	0	0	0	2	0	0	0	1	0	0	0	1						
TEAM																			
Totals		28	50	18	28	36	12	74	11	16	2	5	200						

FG	1st Half: 19-30 .633	2nd Half: 9-20 .450	Game: .560	DEADBALL
F Throw	1st Half: 4-5 .800	2nd Half: 14-23 .608	Game: .642	REBOUNDS 3

Score by Periods	1st	2nd	Total
UCLA	29	41	70
Arkansas	42	32	74



No. 1 INDIANA STATE 73, No. 5 ARKANSAS 71

NCAA Regional Final
March 17, 1979, at Cincinnati, Ohio

A Final Four team in 1978, Arkansas was not expected to return in 1979 with the loss of Ron Brewer and Marvin Delph, two of the famed "Triplets." Sidney Moncrief, however, almost single-handedly pushed his team to greater heights than anyone expected.

Moncrief, senior Steve Schall and a cast of sophomores and freshmen put together a 14-game winning streak late in the year and arrived at the Midwest Regional finals ready to challenge No. 1-ranked and unbeaten Indiana State, and superstar Larry Bird. The stakes were a spot in the Final Four.

Bird was awesome. The Hogs simply could not stop him. With 9:22 left, he already had 27 points. Razorback Coach Eddie Sutton then made the ultimate gamble. He put the 6-4 Moncrief on the 6-9 Bird for the final seven minutes.

Bird scored just four more points. Meanwhile, Moncrief was almost as unstoppable as Bird had been. He finished with 24 points and eight rebounds, and had his team in a position to win late. Arkansas had the ball with 1:31 left and holding for the last shot with the score tied 71-71. With 1:02 remaining, U.S. Reed tripped and was called for walking, giving the Sycamores the ball.

ISU held for the last shot, but could not get the ball to Bird, who was smothered by Moncrief. It was Bob Heaton who launched the shot with two seconds left and the Hogs watched helplessly as it hit both sides of the rim before dropping through, depriving the Hogs of a second straight trip to the Final Four.

Indiana State 73, Arkansas 71

Midwest Regional • Elite Eight • March 17, 1979
 Riverfront Coliseum • Cincinnati, Ohio • Att.: 17,166

Indiana State		Tot-FG		Rebounds		PF		TP		A		TO		BLK		S		MIN	
#	Player	FG	FGA	FT	FTA	Tot	Pf	TP	A	TO	BLK	S	MIN						
42	Alex Gilbert *	6	9	0	0	2	3	12	0	0	2	0	22						
40	Brad Miley *	3	3	0	0	4	2	6	3	1	0	0	35						
33	Larry Bird *	12	22	7	8	10	3	31	3	2	0	1	40						
23	Steve Reed *	0	1	0	0	0	3	0	5	0	0	0	32						
22	Carl Nicks *	5	11	3	4	0	4	13	3	3	0	0	33						
30	Bob Heaton	4	5	0	0	1	0	8	0	0	0	0	16						
44	Leroy Staley	1	4	1	3	3	1	3	0	1	0	1	22						
TEAM																			
Totals		31	55	11	15	20	16	73	14	7	2	2	200						

FG	1st Half: 15-30 .500	2nd Half: 16-25 .640	Game: .564	DEADBALL
F Throw	1st Half: 7-11 .636	2nd Half: 4-4 1.000	Game: .733	REBOUNDS 2

Arkansas		Tot-FG		Rebounds		PF		TP		A		TO		BLK		S		MIN	
#	Player	FG	FGA	FT	FTA	Tot	Pf	TP	A	TO	BLK	S	MIN						
20	Alan Zahn *	5	7	0	0	3	3	10	3	1	0	0	30						
44	Scott Hastings *	3	7	4	4	3	2	10	3	3	0	0	40						
30	Steve Schall *	6	7	0	2	4	4	12	2	1	0	0	40						
24	U.S. Reed *	4	8	3	3	4	5	11	2	1	0	0	34						
32	Sidney Moncrief *	10	16	4	4	8	2	24	2	3	0	0	40						
40	Tony Brown	0	0	0	0	0	0	0	1	0	0	0	4						
34	Mike Young	2	2	0	0	1	1	4	1	0	0	0	12						
TEAM																			
Totals		30	47	11	13	25	17	71	14	10	0	0	200						

FG	1st Half: 16-25 .640	2nd Half: 14-22 .636	Game: .638	DEADBALL
F Throw	1st Half: 7-9 .778	2nd Half: 4-4 1.000	Game: .846	REBOUNDS 0

Score by Periods	1st	2nd	Total
Indiana St.	37	36	73
Arkansas	39	32	71





No. 20 ARKANSAS 74, No. 12 LOUISVILLE 73

NCAA Tournament Second Round

March 14, 1981, at Austin, Texas

Defending NCAA champion Louisville and Southwest Conference champion Arkansas clawed at each other for 39 minutes and 55 seconds in the second round of the NCAA Tournament and the scoreboard read Louisville 73, Arkansas 72 after Derek Smith's short jumper for the Cardinals.

The Razorbacks, who had led by six points with 2:13 left, called timeout. U.S. Reed took the inbounds pass and coolly dribbled to midcourt near the sideline. With a second left on the clock, he launched a desperation 49-footer. The only thing desperate after the shot was the look on the faces of the Louisville players as they watched the ball hit nothing but net.

Reed shook hands with everyone on the press table after hitting a shot that will live forever in the minds of Razorback fans. He finished with 19 points. Darrell Walker had 23 and the Hogs were still alive in the NCAA Tournament.

Arkansas 74, Louisville 73 Midwest Regional • Second Round • March 14, 1981 Frank Erwin Center • Austin, Texas • Att.: 8,523

#	Player	Tot-FG		FT	Rebounds			TP	A	TO	BLK	S	MIN
		FG	FGA		FTA	Tot	Pf						
40	Tony Brown*	1	3	0	2	5	2	0	2	0	1	3	
42	Keith Peterson *	2	4	4	6	3	8	0	2	0	1	39	
44	Scott Hastings *	2	8	8	8	4	12	0	2	0	0	32	
20	Darrell Walker *	9	15	5	7	4	23	3	1	0	2	40	
24	U.S. Reed*	7	14	5	6	6	19	6	5	1	3	40	
43	Greg Skulman	0	0	0	0	0	0	1	2	0	0	4	
34	Mike Young	4	7	2	2	0	10	1	5	0	0	25	
45	Carey Kelly	0	1	0	1	3	0	0	1	0	0	13	
12	Brad Friess	0	0	0	0	0	0	0	0	0	0	4	
	TEAM												
	Totals	25	52	24	30	23	74	11	20	1	7	200	

FG	1st Half: 15-34 .441	2nd Half: 10-18 .555	Game: 480	DEADBALL
F Throw	1st Half: 7-8 .875	2nd Half: 17-22 .772	Game: 800	REBOUNDS
				0

#	Player	Tot-FG		FT	Rebounds			TP	A	TO	BLK	S	MIN
		FG	FGA		FTA	Tot	Pf						
43	Derek Smith *	5	9	0	0	7	4	10	5	6	1	1	35
22	Rodney McCray *	4	4	3	5	5	5	11	2	1	0	3	25
33	Charles Jones *	4	4	2	4	3	3	10	0	1	4	0	31
4	Lancaster Gordon *	3	6	2	3	4	2	8	1	2	1	1	30
5	Jerry Eaves *	3	11	3	5	4	2	9	3	8	0	1	35
21	Scooter McCray	5	9	1	4	4	4	11	0	0	2	2	23
34	Roger Burkman	0	0	4	4	1	5	4	0	0	0	0	8
44	Poncho Wright	2	5	6	6	0	1	10	1	1	0	2	10
14	Greg Deuser	0	1	0	0	0	0	0	1	1	0	0	3
	TEAM												
	Totals	26	49	21	31	29	26	73	13	20	8	10	200

FG%	1st Half: 12-18 .667	2nd Half: 14-31 .452	Game: 531	DEADBALL
F Throw%	1st Half: 9-15 .600	2nd Half: 12-15 .800	Game: 677	REBOUNDS
				2

Technical fouls: None

Score by Periods	1st	2nd	Total
Arkansas	37	37	74
Louisville	33	40	73

ARKANSAS IN THE FINAL FOUR

- 1941 - 3RD-T
- 1945 - 3RD-T
- 1978 - 3RD
- 1990 - 3RD-T
- 1994 - NATIONAL CHAMPION
- 1995 - RUNNER-UP



During Arkansas' long, illustrious history, the Razorbacks have been to the NCAA Final Four six times.

The Hogs have earned 30 bids to the NCAA Tournament and made 29 appearances, missing the 1944 event due to a car accident prior to the first-round games.

Only eight schools in the entire country have been to the Final Four more than Arkansas, and only eight schools have earned more than UA's 30 NCAA Tournament bids.

Among SEC schools, only Kentucky has been to the NCAA Tournament more often. In fact, Arkansas, Kentucky, LSU, Georgia, Mississippi State and Florida are the only league schools to reach the Final Four.

It was tougher to get in the tournament in the early days, but it also took fewer games to win the title.

In the 1940s, only eight teams participated in the NCAA Tournament, which first became an event in 1939. Up to that point, the NIT was the top national post-season tournament. Twice in the '40s, the Razorbacks advanced to the Final Four.

The 1941 Hogs roared through the Southwest Conference with a 12-0 mark and carried a 19-2 record into the tournament. Arkansas downed Wyoming, 65-40, to reach the Final Four at Kansas City. Washington State handed the Razorbacks a 64-53 setback, meaning Arkansas and Pittsburgh tied for third since there was no third-place game.

Arkansas returned in 1945, again to Kansas City. Arkansas was 16-8 entering the tournament but edged Oregon, 79-76, to reach the Final Four. Eventual national champion Oklahoma State, which Arkansas had defeated once earlier in the season, downed the Hogs and UA tied Ohio State for third place.

It took 33 years for Arkansas to return. In 1978, the Hogs were SWC champs and beat Weber State, second-ranked UCLA and California-Fullerton to advance to the Final Four at St. Louis. Top-ranked Kentucky led by just one with two minutes to play and posted a 64-59 victory.

There was a third-place game and Ron Brewer hit a buzzer shot from the top of the circle to send the Razorbacks past Notre Dame, 71-69. Brewer had 20 points and Marvin Delph 21 in their final game as Razorbacks.

Nolan Richardson guided the Hogs to the Final Four in 1990, 1994 and 1995.

In 1990, wins over Princeton, Dayton, North Carolina and Texas earned Arkansas a trip to Denver. The Razorbacks were 30-4 heading into a semifinal showdown with Duke.

Richardson took his club to Denver a day early to adjust to the altitude, but the Hogs fell behind early in both halves and used plenty of adrenaline to catch up. Arkansas led 69-62 with 10:38 remaining, but ran out of gas. Duke came back and won, 97-83, but also used most of its energy. The Blue Devils were beaten by Nevada-Las Vegas in the title game while Arkansas tied Georgia Tech for third.






The ultimate came in 1994. The Hogs downed North Carolina A&T, Georgetown, Tulsa and Michigan to advance to the Final Four at Charlotte, N.C. The win over Arizona was Arkansas' first ever in the national semifinals and set up a clash with Duke.

With the score tied with less than a minute to play, a well-defended Scotty Thurman hit a three-pointer to lead the Razorbacks to a 76-72 victory and the national title.

With every starter from the championship squad returning, the Hogs were favored to return to the Final Four in 1995, and they did. Texas Southern, Syracuse, Memphis and Virginia were knocked off along the way to the Final Four at Seattle, but none of the wins came by more than six points.

Arkansas fell behind early but rallied to get by North Carolina in the semifinals. Playing in the NCAA championship game for the second straight year, Arkansas came up short in an 89-78 loss to UCLA.



COREY BECK averaged 12.0 points, 7.0 rebounds and 4.0 assists in earning Final Four All-Tournament honors in 1994.



ARKANSAS 65, No. 1 NORTH CAROLINA 64

Feb. 12, 1984, at Pine Bluff, Ark.

North Carolina was 19-0 and ranked No. 1 nationally when the Tar Heels visited Pine Bluff. Arkansas was on its way to a second-place finish in the Southwest Conference and had defeated SMU in Dallas the day before.

Violent weather kept the Hogs from flying to Pine Bluff until the morning of the game, and the Razorbacks arrived in town two hours before the nationally televised contest.

North Carolina had plenty of weapons. Michael Jordan, Sam Perkins and Brad Daugherty, all future NBA stars, were in the starting lineup along with Steve Hale, a guard from Tulsa whose second choice of schools was Arkansas.

The Hogs were armed with Joe Kleine and Alvin Robertson, but the unsung heroes were Darryl Bedford and Charles Balentine. Bedford, a freshman who had been a little used reserve, hit all six of his shots and scored 12 points. Balentine, of course, was the hero at the end.

A crowd of 7,529 was in a frenzy from the opening tipoff to the final buzzer. They watched Jordan score 21 points and Kleine answer with 20. Perkins had 17 and Hale 15. Leroy Sutton scored 11 points, Balentine 10 and Robertson nine for the Hogs.

The second half was a nailbiter and the Tar Heels led by one with only seconds to play. Balentine drove the baseline and hit an eight-footer to give Arkansas the lead before UNC missed a buzzer shot.

Arkansas 65, North Carolina 64 Pine Bluff Convention Center • Pine Bluff, Ark. • Att.: 7,529

North Carolina		Tot-FG											
#	Player	FG	FGA	FT	FTA	Tot	PF	TP	A	TO	BLK	S	MIN
44	Matt Doherty *	2	9	1	1	4	2	5	4	3	0	1	36
41	Sam Perkins *	5	10	7	8	11	3	17	0	1	0	0	34
42	Brad Daugherty *	0	3	2	2	3	5	2	1	1	1	1	22
25	Steve Hale *	5	9	5	5	0	4	15	6	2	0	4	37
23	Michael Jordan *	9	15	3	5	1	2	21	1	4	0	0	35
24	Joe Wolf	0	1	2	2	1	2	2	0	0	0	0	21
22	Buzz Peterson	1	2	0	0	0	1	2	0	2	0	1	13
35	Dave Popson	0	0	0	0	0	1	0	0	0	0	0	2
TEAM						2							
Totals		22	49	20	23	22	20	64	12	13	1	7	200
FG		1st Half: 11-22 .500			2nd Half: 11-27 .407			Game: .449		DEADBALL			
F Throw		1st Half: 12-13 .923			2nd Half: 6-10 .600			Game: .870		REBOUNDS		2	

Arkansas		Tot-FG											
#	Player	FG	FGA	FT	FTA	Tot	PF	TP	A	TO	BLK	S	MIN
24	Charles Balentine *	4	8	2	2	3	2	10	2	0	0	1	39
33	Leroy Sutton *	5	6	1	2	3	5	11	0	2	0	0	16
35	Joe Kleine *	5	12	10	10	10	2	20	0	3	1	1	39
14	Ricky Norton *	1	3	0	0	5	2	2	5	3	0	2	33
21	Alvin Robertson *	3	7	3	6	2	4	9	10	3	0	2	34
12	Scott Rose	0	0	0	0	0	0	0	0	0	0	0	1
22	Robert Kilchen	0	0	0	0	0	1	0	0	1	0	0	5
54	Darryl Bedford	6	6	0	0	2	3	12	0	3	0	0	25
30	Mike Rattliff	0	0	1	2	0	0	1	0	1	0	0	4
52	Eric Poerscke	0	1	0	0	0	1	0	0	0	0	0	3
42	Robert Brannon	0	0	0	0	0	0	0	0	0	0	0	1
TEAM						1							
Totals		24	43	17	22	26	20	65	17	16	1	6	200
FG		1st Half: 13-26 .500			2nd Half: 11-17 .647			Game: .558		DEADBALL			
F Throw		1st Half: 12-14 .857			2nd Half: 5-8 .635			Game: .773		REBOUNDS		4	

Technical fouls: Arkansas - Eddie Sutton

Score by Periods	1st	2nd	Total
North Carolina	34	30	64
Arkansas	38	27	65



No. 12 ARKANSAS 73, No. 2 HOUSTON 68 March 4, 1984, at Fayetteville

Hakeem Olajuwon and Houston were on their way to their third consecutive Final Four, they were ranked second nationally and hadn't lost a Southwest Conference game in two years. The Cougars had gone 16-0 in 1983 and were 15-0 going into the regular season finale at Barnhill Arena.

Arkansas was outstanding as well. The Hogs already had upset top-ranked North Carolina at Pine Bluff, but at 13-2 couldn't catch Houston in the SWC standings. No one in the overflow crowd of 9,438 cared as they watched a terrific contest showcased by national television.

Olajuwon was held to 10 points before fouling out, but Michael Young picked up the slack with 22 and Alvin Franklin earned 21. They weren't as hot as the Hogs, though. Joe Kleine, whose inside power put Olajuwon in foul trouble, scored 22 points, hitting all 10 of his free throws. Charles Balentine added 16, Ricky Norton 14 and Alvin Robertson 13 points and nine assists.

Houston led at the half but saw its hopes dim when Olajuwon drew his fourth and fifth fouls in a 38-second span six minutes from the end while trying to stop Kleine inside. Kleine hit all four free throws and the Hogs had a huge victory.

Arkansas 73, Houston 68 Barnhill Arena • Fayetteville, Ark. • Att.: 9,438

Houston		Tot-FG		Rebounds		FT		FTA		TP		A		TO		BLK		S		MIN	
#	Player	FG	FGA	Tot	PF	FT	FTA	Tot	PF	TP	A	TO	BLK	S	MIN						
43	Michael Young *	7	16	8	9	4	2	22	2	0	0	0	0	40							
41	Rickie Winslow	4	8	3	5	5	5	11	1	3	0	1	31								
35	Hakeem Olajuwon *	5	6	0	6	5	10	0	1	5	0	1	33								
21	Alvin Franklin *	7	13	7	7	3	2	21	3	4	0	0	36								
45	Reid Gettys *	1	3	0	1	4	2	3	2	0	0	0	23								
33	Benny Anders	0	1	0	1	0	0	0	1	0	2	9									
11	Derek Giles	0	1	0	1	2	0	2	0	1	2	11									
55	Greg Anderson	1	2	0	3	1	2	0	1	0	0	13									
15	Eric Dickens	0	0	0	1	1	0	0	0	0	0	4									
TEAM Totals		25	50	18	22	26	22	68	11	12	6	5	200								

FG%	1st Half: 16-23 .696	2nd Half: 9-27 .333	Game: .500	DEADBALL
F Throw%	1st Half: 4-7 .571	2nd Half: 14-15 .933	Game: .818	REBOUNDS
				2

Arkansas		Tot-FG		Rebounds		FT		FTA		TP		A		TO		BLK		S		MIN	
#	Player	FG	FGA	Tot	PF	FT	FTA	Tot	PF	TP	A	TO	BLK	S	MIN						
33	Leroy Sutton *	4	6	0	0	4	4	8	0	0	0	0	0	36							
24	Charles Balentine *	8	13	0	0	8	1	16	1	2	0	0	37								
35	Joe Kleine *	6	10	10	10	5	4	22	1	3	0	0	39								
14	Ricky Norton *	6	10	2	3	3	4	14	3	1	0	2	36								
21	Alvin Robertson *	3	9	7	9	4	4	13	9	4	0	1	38								
54	Darryl Bedford	0	2	0	0	1	0	0	0	0	0	0	4								
30	Mike Ratliff	0	0	0	0	2	0	0	1	0	0	0	2								
22	Robert Kitchen	0	1	0	0	0	0	0	1	0	0	0	2								
12	Scott Rose	0	0	0	0	0	0	0	0	1	0	0	2								
11	Jimmy Dykes	0	0	0	0	0	0	0	0	0	0	0	1								
23	Kenan DeBose	0	0	0	0	0	0	0	0	0	0	0	1								
52	Eric Poerschke	0	0	0	0	0	0	0	0	0	0	0	1								
TEAM Totals		27	51	19	22	25	20	73	15	12	0	3	200								

FG%	1st Half: 17-29 .586	2nd Half: 10-22 .455	Game: .529	DEADBALL
F Throw%	1st Half: 0-0 .000	2nd Half: 19-22 .864	Game: .864	REBOUNDS
				3

Technical fouls: Houston - Olajuwon

Score by Periods	1st	2nd	Total
Houston	36	32	68
Arkansas	34	39	73

1994 NATIONAL CHAMPIONSHIP

Without a senior in the starting lineup, playing in the most palatial arena in college basketball with the President of the United States attending four games and led by a coach with a system that could not be drawn up on a blackboard, Arkansas vaulted into the elite of the elite when the Razorbacks won the 1994 NCAA Championship.

Construction workers built Bud Walton Arena in record time and the 19,200-seat showcase dazzled fans and opponents as much as the Razorbacks did. Sellout crowds each time the doors were opened watched the Hogs go 16-0 at home. Only one game, the 84-83 victory over LSU, was decided by fewer than 10 points. Arkansas won those 16 games by an average of 30 points.

Arkansas blitzed Murray State, 93-67, in the Bud Walton Arena opener on Nov. 29, but the building was dedicated a few nights later when Missouri came to Fayetteville for an ESPN showcase game. The Dec. 2 game was decided in the first few minutes as Arkansas roared to a 120-68 victory over a Missouri club that went unbeaten in the Big Eight and came within one victory of reaching the Final Four.

Ranked No. 1 nationally for 10 weeks during the regular season, the Hogs lost only twice during the regular campaign. Alabama beat Arkansas, 66-64, in Tuscaloosa, and Mississippi State edged the Hogs, 72-71, in Starkville.

Sophomores Corliss Williamson and Scotty Thurman carried much of the load, while junior Corey Beck was the blue collar leader. When the Hogs had to score, they went inside to Williamson, who averaged 20.4 points per game. He shot 62.6 from the field and 70 percent at the free throw line.

Thurman, though, was the last-minute hero. His three-pointer with seven seconds left gave Arkansas a one-point victory at Tennessee. He hit another three in the last 30 seconds to lift the Hogs past LSU at Baton Rouge in overtime.

Beck did much of the dirty work, defending with tenacity and leading the team in assists. He and junior Clint McDaniel were probably the best defensive guards in college basketball. Head coach Nolan Richardson certainly thought so. McDaniel also provided perimeter firepower, as did junior Dwight Stewart, Arkansas' fifth starter who was more a forward than a center.

Richardson used a deep bench to guide the Hogs to a 24-2 regular season finish. Al Dillard brought instant offense into any contest with his incredible three-point shooting range. He was Arkansas' third-leading scorer behind Williamson and Thurman (15.9 ppg) with an 8.9 average even though he played just more than 12 minutes a game. Roger Crawford, one of only two seniors on the squad, also brought instant firepower off the bench, but he was injured early in the NCAA Tournament run and was not available for the Final Four.

In his honor, UA players wore a No. 31 patch on their jerseys.

Freshmen Darnell Robinson and Lee Wilson, a pair of 6-11 centers, gave the Hogs size they didn't have in 1993 when they won 22 games and reached the Sweet 16 before falling to eventual national champion North Carolina. Senior Ken Biley and junior Elmer Martin also made significant contributions.

When President Bill Clinton visited Bud Walton Arena for a Dec. 28 blowout of Texas Southern, no one realized it would be a preview of later visits to the NCAA Tournament. The nation's most recognizable Razorback fan later appeared on the cover of Sports Illustrated wearing sweat pants presented by Richardson.

A 13-game winning streak was snapped by Kentucky in the SEC Tournament, but the Razorbacks were still seeded first in the Midwest Regional at Oklahoma City. Williamson scored 24 points and had seven rebounds in a 94-79 first-round victory over North Carolina A&T. He followed with 21 points and Robinson, making a surprise start, added 13 in the 85-73 second-round win over Georgetown.

Earlier in the year, Tulsa gave Arkansas a scare before the Hogs won in overtime, 93-91, in Tulsa. The Golden Hurricane surprised UCLA and Oklahoma State to reach the Sweet 16 with Arkansas in Dallas. This one was no contest as Williamson and Thurman scored 21 each, and McDaniel 19 in a 103-84 victory.





Michigan was Arkansas' regional final foe and the Hogs could not contain Juwan Howard, but neither could the Wolverines handle Thurman. With Williamson smothered by Michigan's inside defense and held to 12 points, Thurman tossed in 20 as Arkansas reached the Final Four with a 76-68 win attended by President Clinton.

By the time the Hogs arrived at Charlotte, N.C., they were a confident bunch. They also had been somehow convinced by Richardson that they were not nationally respected, even though they had been ranked No. 1. Arizona was the semifinal opponent and the Wildcat guards, Damon Stoudamire and Khalid Reeves, were billed as the top offensive guards in the nation.

Beck and McDaniel were motivated to the hilt and smothered them. They combined to hit just 11 of their 43 shots, including just two of 22 three-point attempts. Williamson scored 29 points and grabbed 13 rebounds, and the Hogs advanced to the championship game with a 91-82 victory.

An entire state stood still on April 4, 1994. Arkansas fans who could not be there (more than 3,000 made the trip to Charlotte) watched and listened in every corner of the state. President Clinton was there again, and so was Duke, the 1991 and '92 national champion.

After an airtight first half that ended with Arkansas holding a 34-33 lead, Duke jumped out to a 10-point advantage in the first three minutes of the second half. However, the pace of the game picked up during the run and it never slowed down. The Razorbacks took advantage and were even with the Devils less than five minutes later.

When Arkansas built a 70-65 lead late in the contest it looked safe, but Grant Hill's three tied the game with 1:29 remaining.

Although Williamson finished with 23 points, there was no doubt who would take the next shot for Arkansas. Thurman launched a high-arching three-point attempt with only seconds left on the shot clock. The shot fell with 51 seconds left and when it settled through the net, the outcome had been determined. A pair of free throws by McDaniel and another by Dillard sealed Duke's fate, 76-72.

Once the national championship belonged to the Hogs, an entire state celebrated. President Clinton embraced Richardson on the court and later officially honored the Razorbacks at the White House.

The 1994 NCAA championship trophy is on display at Bud Walton Arena.



COLLISS WILLIAMSON was named the Most Outstanding Player of the 1994 Final Four after averaging 26.0 points and 10.5 rebounds in Arkansas' two wins.



No. 3 ARKANSAS 103, TEXAS 96

Feb. 4, 1990, at Austin, Texas

Arkansas already had a two-game lead over Texas in the Southwest Conference when the Razorbacks invaded Austin for a nationally televised game.

The Hogs owned a four-game winning streak over the Longhorns, and it was a must-win situation for Texas. The Razorbacks led for most of the first half but Texas gained a five-point advantage midway through the second half. It was 77-72 'Horns when Todd Day fouled out for Arkansas 3:31 from the end.

Texas still led, 86-83, and had Travis Mays at the free throw line with 12 seconds left, but Mays missed the free throw and Lee Mayberry stunned the Texas crowd of more than 16,000 with a long three-pointer three seconds from the buzzer to send the game into overtime.

Arkansas made sure Texas never recovered. A three-pointer by Ernie Murry got the Hogs started and Mayberry's jumper at 3:20 put the Hogs in front to stay. Mayberry and Lenzie Howell each scored 23 points to offset 24 by Joey Wright, 23 by Mays and 22 by Lance Blanks. The victory gave Arkansas a three-game lead it never surrendered on its way to the SWC title.

Arkansas 103, Texas 96 (OT) Erwin Center • Austin, Texas • Att.: 16,231

#	Player	Tot-FG		3-Pt			Rebounds			PF	TP	A	TO	BLK	S	MIN	
		FG	FGA	FG	FGA	FT	FTA	OF	DE								Tot
10	Todd Day *	7	16	0	0	3	4	3	2	5	5	17	1	3	2	3	33
24	Lenzie Howell *	10	19	0	0	3	5	1	3	4	2	23	2	3	1	3	31
55	Mario Credit *	0	2	0	0	0	0	1	1	2	2	0	0	0	1	2	10
11	Lee Mayberry *	9	16	2	4	3	3	1	6	7	4	23	3	5	0	0	43
20	Arlyn Bowers *	0	4	0	1	2	2	0	1	1	3	2	0	0	0	0	11
14	Ernie Murry	3	6	2	3	1	1	1	3	4	2	9	2	0	0	2	18
21	Darrell Hawkins	1	2	0	0	0	0	0	1	1	0	2	0	2	0	0	6
22	Cannon Whitby	0	0	0	0	0	0	0	0	0	0	0	0	0	0	0	1
25	Oliver Miller	3	11	0	0	2	2	5	8	13	4	8	0	4	10	4	32
31	Ron Huery	4	7	0	0	7	9	0	3	3	4	15	4	1	2	0	32
42	Larry Marks	2	3	0	0	0	0	0	0	0	0	4	0	0	0	0	8
	TEAM							1	4	5							
	Totals	39	86	4	8	21	26	13	32	45	26	103	12	18	16	14	225

FG%	1st Half: 18-38 .473	2nd Half: 21-48 .437	Game: .453	DEADBALL
3-Pt. FG%	1st Half: 1-4 .250	2nd Half: 3-4 .750	Game: .500	REBOUNDS
F Throw%	1st Half: 7-9 .777	2nd Half: 14-17 .823	Game: .807	1

#	Player	Tot-FG		3-Pt			Rebounds			PF	TP	A	TO	BLK	S	MIN	
		FG	FGA	FG	FGA	FT	FTA	OF	DE								Tot
32	Lance Blanks *	4	15	1	4	13	14	1	4	5	3	22	5	2	0	4	45
42	Locksley Collie *	4	14	0	0	7	12	9	7	16	5	15	1	4	0	0	38
44	Guillermo Myers *	5	8	0	0	0	1	6	7	13	4	10	0	2	3	1	36
12	Joey Wright *	7	15	3	6	7	7	2	4	6	3	24	4	9	0	1	44
14	Travis Mays *	9	23	3	9	2	3	2	8	10	4	23	1	6	1	2	45
3	Benford Williams	1	5	0	0	0	0	3	3	6	4	2	0	1	1	0	13
11	Courtney Jeans	0	0	0	0	0	0	0	1	1	0	0	0	1	0	0	2
55	George Muller	0	0	0	0	0	0	0	1	1	0	0	0	0	0	0	2
	TEAM							0	2	2							
	Totals	30	80	7	19	29	37	23	37	60	23	96	11	25	5	8	225

FG%	1st Half: 13-35 .371	2nd Half: 17-45 .378	Game: .375	DEADBALL
3-Pt. FG%	1st Half: 2-6 .333	2nd Half: 5-13 .385	Game: .368	REBOUNDS
F Throw%	1st Half: 12-14 .857	2nd Half: 17-23 .739	Game: .784	4

Score by Periods	1st	2nd	OT	Total
Arkansas	44	42	17	103
Texas	40	46	10	96



NCAA LEADERS

NCAA INDIVIDUAL STATISTICAL LEADERS

2020	Mason Jones, 232 free throws made
2020	Mason Jones, 282 free throw attempts
1991	Oliver Miller, 70.4 field goal percentage (254-361)
1976	Sidney Moncrief, 66.5 field goal percentage (149-224)*
1974	Rickey Medlock, 91.6 free throw percentage (87-95)
1961-63	Tommy Boyer, 89.2 career free throw pct. (315-353)**
1963	Tommy Boyer, 44 consecutive free throws**
1963	Tommy Boyer, 91.3 free throw percentage (147-161)
1962	Tommy Boyer, 93.3 free throw percentage (125-134)


* All-time NCAA record for a freshman

** Since broken

NCAA TEAM STATISTICAL LEADERS

2020	.272 three-point field goal percentage defense
2000	6.65 turnover margin
1999	292 three-point field goals made
1995	361 three-point field goals made*
1995	721 assists
1995	3,416 points scored
1995	445 steals
1995	39 games played
1994	91.2 winning percentage (31-3)
1994	301 three-point field goals made
1994	687 assists
1994	20.2 assists per game
1994	91.2 winning percentage (31-3)
1994	17.9-point margin of victory (93.4-75.6)
1992	674 assists
1991	3,783 points scored
1991	467 steals
1989	11.6 steals (372 in 32 games)
1978	54.6 field goal percentage (1,060-1,943)
1977	54.5 field goal percentage (849-1,558)
1962	77.6 free throw percentage (502-647)

* All-time NCAA record



ARKANSAS 104, No. 2 AUBURN 88

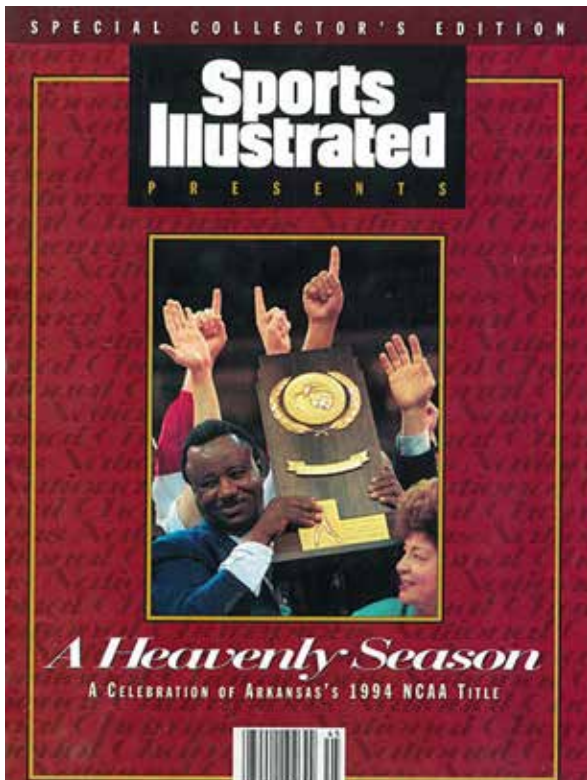
Feb. 24, 1999, at Fayetteville

Auburn hadn't won a SEC championship in 39 years but had already clinched the title and was ranked second nationally with a 25-1 record when the Tigers came to Bud Walton Arena for Arkansas' regular season home finale.

The Razorbacks had stunned fifth-ranked Kentucky four days earlier and believed a win over Auburn would clinch a spot in the NCAA Tournament. It was an emotional evening before the game started. Seniors Derek Hood, Pat Bradley and Kareem Reid, record-setters who persevered through four sometimes-difficult seasons, were introduced to the Bud Walton Arena fans for the final time.

Arkansas' fans created the noisiest environment Coach Nolan Richardson, his players and long-time followers of the program could ever remember. An overflow crowd of 20,298 nearly shook the building with an incredible level of exhortation. Not a player or coach on either side completed an interview without mentioning the crowd.

It was a one-point game with 16:26 left but a rebound basket by Hood spurred the Razorbacks to a 30-10 run that left Auburn in shock. Both teams were quick, but the Tigers must have thought there were more than five Hogs on the floor as the noise pushed Arkansas beyond its highest previous performance level of the campaign.



Arkansas 104, Auburn 88 Bud Walton Arena • Fayetteville, Ark. • Att.: 20,298

Auburn

#	Player	Tot-FG		3-Pt		FT	FTA	Rebounds		PF	TP	A	TO	BLK	S	MIN
		FG	FGA	FG	FGA			DE	Tot							
4	Chris Porter *	7	15	1	2	9	10	3	8	11	3	24	1	4	1	32
13	Bryant Smith *	3	8	0	1	5	7	6	1	7	2	11	0	1	0	27
34	Mamadou N'diaye *	4	6	0	0	0	0	4	4	8	3	8	1	1	1	26
10	Scott Pohlman *	5	15	4	8	0	0	4	1	5	3	14	2	0	0	32
50	Doc Robinson *	2	12	1	3	2	3	2	2	4	3	7	3	2	0	29
42	Adrian Chillest	2	3	0	1	0	1	0	0	0	1	4	2	0	0	13
3	Reggie Sharp	0	5	0	2	0	0	1	3	4	1	0	2	2	0	11
23	Daymeon Fishback	5	6	3	3	0	0	2	2	4	2	13	1	1	0	16
12	Jay Heard	1	6	1	4	0	0	1	0	1	3	3	0	2	0	16
31	Mack McGadney	2	5	0	3	0	0	0	0	0	5	4	0	0	0	5
45	Adrian Person	0	2	0	2	0	0	0	1	1	0	0	0	0	0	2
TEAM								4	1	5						
Totals		31	83	10	29	16	21	27	23	50	26	88	13	13	2	4 200

FG% 1st Half: 13-37 .351 2nd Half: 18-46 .391 Game: .373 DEADBALL
 3-Pt. FG% 1st Half: 6-13 .462 2nd Half: 4-16 .250 Game: .345 REBOUNDS
 F Throw% 1st Half: 8-12 .667 2nd Half: 8-9 .889 Game: .762 1

Arkansas

#	Player	Tot-FG		3-Pt		FT	FTA	Rebounds		PF	TP	A	TO	BLK	S	MIN
		FG	FGA	FG	FGA			DE	Tot							
15	Chris Jefferies *	4	7	0	1	1	2	1	2	3	3	9	1	0	2	20
41	Chris Walker *	6	11	5	7	4	6	3	4	7	1	21	2	3	0	32
55	Derek Hood *	9	11	0	0	0	1	6	7	13	3	18	6	1	2	0 26
12	Kareem Reid *	2	11	0	6	6	6	2	1	3	3	10	10	1	0	3 29
22	Pat Bradley *	7	11	5	7	4	6	0	2	2	3	23	1	2	0	0 26
5	T.J. Cleveland	1	4	0	3	1	2	1	5	6	2	3	2	2	0	1 22
13	Brandon Dean	4	7	1	1	0	0	1	2	3	2	9	0	1	0	3 13
23	Teddy Gipson	1	5	0	2	2	2	1	1	2	0	4	4	1	0	1 15
52	Jason Jennings	0	0	0	0	2	4	0	3	3	2	2	0	0	0	5
54	Joe Dean Davenport	0	0	0	0	2	2	1	0	1	0	2	0	0	2	0 8
24	Lance Keeling	0	1	0	1	0	0	1	0	1	0	0	1	1	0	0 2
4	Jason Gilbert	1	2	1	2	0	0	0	0	0	0	3	0	0	0	2
TEAM								0	2	2						
Totals		35	70	12	30	22	31	17	29	46	19	104	27	12	6	8 200

FG% 1st Half: 14-33 .424 2nd Half: 21-37 .568 Game: .500 DEADBALL
 3-Pt. FG% 1st Half: 7-14 .500 2nd Half: 5-16 .313 Game: .400 REBOUNDS
 F Throw% 1st Half: 9-12 .750 2nd Half: 13-19 .684 Game: .710 4

Score by Periods	1st	2nd	Total
Auburn	40	48	88
Arkansas	44	60	104




ALL-AMERICANS

- 1928 Glen Rose
- 1929 Gene Lambert
Tom Pickell
- 1930 Wear Schoonover
- 1931 James "Doc" Sexton
- 1932 James "Doc" Sexton
- 1936 Ike Poole
- 1938 Jack Robbins
- 1941 John Adams
- 1943 Clayton White
- 1946 Bill Flynt
George Kok
- 1948 George Kok
- 1958 Fred Grim
- 1960 Clyde Rhoden
- 1961 Jerry Carlton
- 1962 Jerry Carlton
- 1963 Tommy Boyer
- 1973 Martin Terry
- 1977 Marvin Delph
Sidney Moncrief
- 1978 Ron Brewer
Marvin Delph
Sidney Moncrief
- 1979 Ron Brewer
Sidney Moncrief
- 1981 Scott Hastings
- 1982 Scott Hastings
- 1938 Darrell Walker
- 1984 Alvin Robertson
- 1990 Todd Day
- 1991 Todd Day
- 1992 Todd Day
Lee Mayberry
- 1994 Scotty Thurman
Corliss Williamson
- 1995 Scotty Thurman
Corliss Williamson
- 2001 Joe Johnson
- 2006 Ronnie Brewer
- 2015 Bobby Portis
- 2019 Daniel Gafford
- 2020 Mason Jones
- 2021 Moses Moody



JOHN ADAMS
1941 - Helms - 1st
CON - 2nd



TOMMY BOYER
1963 - UPI, CON - HM



RON BREWER
1977 - Helms
1978 - CON, USBWA, WA, Helms - 1st
AP - 2nd
BW - 3rd



RONNIE BREWER
2006 - BT - 3rd
AP, CI.com - HM




JERRY CARLTON
1961 - CON - HM
1962 - CON - HM



TODD DAY
1990 - BT - 3rd
1991 - WA - 1st
AP - 2nd
BT, NABC, BW - 3rd
1992 - WA - 1st
NABC, TSN, BW - 2nd
AP & UPI - 3rd




MARVIN DELPH
1977 - AP, TSN - HM
1978 - CON - 2nd



BILL FLYNT
1946 - Helms - 2nd



DANIEL GAFFORD
2019 - AP - HM



FRED GRIM
1958 - AP - HM



SCOTT HASTINGS
1981 - Helms - 1st
1982 - Helms - 1st



JOE JOHNSON
2001 - AP - HM



MASON JONES
2020 - AP - HM



GEORGE KOK
1946 - SN - 2nd
1948 - AP - 3rd



GENE LAMBERT
1929 - Helms - 1st



LEE MAYBERRY
1992 - AP, BT, NABC 3rd



SIDNEY MONCRIEF
1977 - AP, TSN - HM
1978 - WA - 1st
UPI 2nd
AP, NABC - 3rd
1979 - AP, CON, NABC, USBWA,
WA, Helms - 1st
TSN, UPI - 2nd



MOSES MOODY
2021 - AKMM - 2nd
AP - HM



TOM PICKELL
1929 - CHM



IKE POOLE
1936 - Helms - 1st
CON - 2nd





BOBBY PORTIS
2015 - AP, USBWA - 2nd
TSN - 3rd




CLYDE RHODEN
1960 - CON - HM




JACK ROBBINS
1938 - NEA - 3rd



ALVIN ROBERTSON
1984 - UPI - 2nd
AP - 3rd




GLEN ROSE
1928 - Helms - 1st
**1978 NABC
GOLDEN ANNIVERSARY
AWARD**



WEAR SCHOONOVER
1930 - CHM - 2nd




JAMES "DOC" SEXTON
1932 - CHM - 3rd
1931 - CHM - 3rd



MARTIN TERRY
1973 - Helms Foundation



SCOTTY THURMAN
1994 - AP - HM
1995 - BT - 3rd
AP - HM



DARRELL WALKER
1983 - Helms - 1st
AP, CON, UPI - 2nd



CORLISS WILLIAMSON
1994 - WA 1st
AP, NABC, UPI,
USBWA, BW - 2nd
BT 3rd
1995 - TSN, WA, BW - 1st
AP, NABC, UPI,
USBWA - 2nd



CLAYTON WYNNE
1943 - Pic - 3rd

FRESHMEN ALL-AMERICANS



PATRICK BEVERLEY
2007 Cl.com - 1st
BT - 2nd
Rivals, CH.net - 3rd



RONNIE BREWER
2004 Rivals.com - 2nd
CBN - 3rd



COURTNEY FORTSON
2009 CH.net - 3rd



JOE JOHNSON
2000 BT - 2nd



MOSES MOODY
2021 BT, Cl - 1st




MARSHAWN POWELL
2010 Rivals - 3rd

Note: **AP** (1948-Present) and **UPI** (1949-96) selected only a first team until 1951; **College Humor Magazine** selected teams from 1929-33 and in 1936; **Converse Yearbook** selected teams from 1932-83; the **Helms Foundation** (1905-83) selected only a first team; the **NABC** selected only a first team until 1948; **NEA** (Newspaper Enterprise Association) selected teams from 1917-73; **Pic Magazine** selected teams from 1942-44; **The Sporting News** selected teams from 1943-46 and since 1997; the **USBWA** (United States Basketball Writers Association) selected a 10-player first team from 1957-83, five-player first and second teams from 1984-97 and added a third team in 1998; and the **Wooden Award** has selected a first and second team since 1977.


LEGEND

AP - Associated Press
BT - *Basketball Times*
CON - Converse Yearbook
CH.net - CollegeHoops.net
Cl.com - CollegeInsider.com
NABC - National Association of Basketball Coaches
Pic - Pic Magazine
UPI - United Press International
WA - Wooden Award

AKMM - Andy Katz March Madness
BW - *Basketball Weekly*
CBN - College Basketball News
CHM - College Humor Magazine
Helms - Helms Foundation
NEA - Newspaper Enterprises Association
TSN - The Sporting News
USBWA - United States Basketball Writers Association



SCOTTY THURMAN
1993 TSN - 1st



CORLISS WILLIAMSON
1993 TSN - 1st



SCOTTY THURMAN is the only player in program history to earn first team All-SEC honors three times.

ALL-SEC

		Coach	AP
2021	Moses Moody	1st	1st
2020	Mason Jones	1st	1st
2019	Daniel Gafford	1st	1st
2018	Jaylen Barford	1st	2nd
	Daryl Macon	2nd	1st
2017	Moses Kingsley	2nd	2nd
2016	Moses Kingsley	2nd	2nd
2015	Bobby Portis	1st	1st
	Michael Qualls	2nd	2nd
2014	Bobby Portis	2nd	-
2013	BJ Young	2nd	HM
	Marshawn Powell	2nd	HM
2012	BJ Young	2nd	HM
2011	Rotnei Clarke	2nd	HM
2010	Courtney Fortson	2nd	HM
2009	Mike Washington	2nd	2nd
2008	Sonny Weems	1st	2nd
2007	Patrick Beverley	2nd	-
2006	Ronnie Brewer	1st	1st
	Jonathon Modica	2nd	HM
2005	Ronnie Brewer	1st	2nd
2004	Jonathon Modica	2nd	-
2002	Jannero Pargo	3rd	3rd
2001	Joe Johnson	2nd	3rd
	Jannero Pargo	3rd	3rd
2000	Joe Johnson	3rd	2nd
1999	Derek Hood	2nd	2nd
1998	Nick Davis	2nd	1st
	Pat Bradley	2nd	2nd
1997	Pat Bradley	3rd	3rd
	Derek Hood	3rd	3rd
1995	Scotty Thurman	1st	1st
	Corliss Williamson	1st	1st
	Corey Beck	-	3rd
	Clint McDaniel	-	3rd
1994	Scotty Thurman	1st	1st
	Corliss Williamson	1st	1st
1993	Scotty Thurman	1st	2nd
	Darrell Hawkins	2nd	3rd
	Corliss Williamson	2nd	-

1992	Todd Day	1st *	1st
	Lee Mayberry	1st *	1st
	Oliver Miller	-	3rd

* One, 11-man team for 1992 season.

SEC ALL-FRESHMAN SELECTIONS

2021	Moses Moody
2019	Isaiah Joe
2018	Daniel Gafford
2015	Anton Beard
2014	Bobby Portis
2012	BJ Young
2010	Marshawn Powell
2009	Courtney Fortson
2007	Patrick Beverley
2005	Darian Townes
2004	Ronnie Brewer
	Olu Famutimi
2003	Jonathon Modica
2000	Joe Johnson
1997	Glendon Alexander
1996	Kareem Reid
1994	Darnell Robinson
1993	Scotty Thurman
	Corliss Williamson

SEC PLAYER OF THE YEAR (Coaches)

2015	Bobby Portis
1995	Corliss Williamson
1994	Corliss Williamson

SEC PLAYER OF THE YEAR (AP)

2020	Mason Jones (co)
2015	Bobby Portis
1995	Corliss Williamson
1994	Corliss Williamson

SEC NEWCOMER PLAYER OF THE YEAR (AP)

2021	Moses Moody
2007	Patrick Beverley
2000	Joe Johnson

SEC FRESHMAN OF THE YEAR (Coaches)

2021	Moses Moddy
2007	Patrick Beverley

SEC DEFENSIVE PLAYER OF THE YEAR

2007	Steven Hill
------	-------------

SEC ALL-DEFENSIVE TEAM

(Selected in '91 and '92; and started again in '08)

2019	Daniel Gafford
2017	Moses Kingsley
2016	Moses Kingsley
2011	Delvon Johnson
2008	Steven Hill
1992	Lee Mayberry

SEC SIXTH MAN OF THE YEAR

2021	JD Notae
2006	Eric Ferguson

SEC PRESEASON PLAYER OF THE YEAR

2016	Moses Kingsley
2005	Ronnie Brewer
2001	Joe Johnson

SEC PLAYERS OF THE WEEK

2019-20	Mason Jones #	Nov. 11
	Mason Jones #	Dec. 16
	Isaiah Joe	Dec. 30
	Mason Jones #	Feb. 3
	Mason Jones #	Mar. 2
2018-19	Daniel Gafford	Nov. 19
	Isaiah Joe *	Dec. 3
	Daniel Gafford	Mar. 11
2014/18	Daryl Macon	Dec. 18
	Daryl Macon	Jan. 1
	Daryl Macon	Jan. 29
2016-17	Daryl Macon	Feb. 20
2015-16	Anthlon Bell	Jan. 11
	Moses Kingsley	Feb. 1
2014-15	Michael Qualls	Dec. 1
	Bobby Portis	Jan. 12
	Bobby Portis	Feb. 16
2012-13	BJ Young	Dec. 31
	Marshawn Powell	Feb. 18
2010-11	Rotnei Clarke	Jan. 31
	Rotnei Clarke	Feb. 28
2009-10	Rotnei Clarke	Nov. 16
	Courtney Fortson	Feb. 8
2008-09	Michael Washington	Nov. 17
	Courtney Fortson *	Dec. 15
	Michael Washington	Jan. 5
2007-08	Sonny Weems	Feb. 4
2006-07	Gary Ervin	Jan. 8
	Gary Erwin	Mar. 5
2005-06	Jonathon Modica	Feb. 6
2004-05	Jonathon Modica	Feb. 14
2001-02	Jannero Pargo	Dec. 23
	Jannero Pargo	Jan. 28
2000-01	Jannero Pargo	Jan. 22
1997-98	Kareem Reid	Dec. 15
1994-95	Corliss Williamson	Feb. 13
	Scotty Thurman	Feb. 20
1993-94	Scotty Thurman	Feb. 7
	Scotty Thurman	Feb. 21
	Corliss Williamson	Feb. 28
1991-92	Todd Day	Jan. 13
	Todd Day	Mar. 2

* - won Player of the Week as a Freshman

- 1 of 3 SEC to be 4-time honoree in a season

SEC FRESHMAN POW (Beginning in 2007)

2020-21	Moses Moody	Dec. 7
	Moses Moody	Mar. 1
	Moses Moody	Mar. 8
2017-18	Daniel Gafford	Dec. 11
	Daniel Gafford	Jan. 22
	Daniel Gafford	Feb. 19
2014-15	Anton Beard	Feb. 23
2012-13	Bobby Portis	Dec. 9
	Bobby Portis	Jan. 6
	Bobby Portis	Feb. 10
2011-12	BJ Young	Jan. 9
2009-10	Marshawn Powell	Feb. 1
2008-09	Courtney Fortson	Dec. 22
2006-07	Patrick Beverley	Nov. 13
	Patrick Beverley	Nov. 27
	Patrick Beverley	Feb. 19



MOSES KINGSLEY is the only Razorback to be named All-SEC and SEC All-Defensive team twice.



BOBBY PORTIS became the first player in program history with 1,000 points and 500 rebounds as a sophomore. He was consensus SEC and USBWA District Player of the Year in 2015.

SEC COMMUNITY SERVICE TEAM

- 2021 Moses Moody
- 2020 Adrio Bailey
- 2019 Adrio Bailey
- 2018 Trey Thompson
- 2017 Moses Kingsley
- 2016 Keaton Miles
- 2015 Moses Kingsley
- 2014 Kikko Haydar
- 2013 Kikko Haydar
- 2012 Michael Sanchez
- 2011 Marcus Britt
- 2010 Rotnei Clarke
- 2009 Michael Sanchez
- 2008 Darian Townes
- 2007 Sean McCurdy
- 2006 Dontell Jefferson
- 2005 Steven Hill
- 2004 Billy Pharis
- 2003 Blake Eddins
- 2002 Blake Eddins
- 2001 Brandon Davis
- 2000 Brandon Davis
- 1999 Pat Bradley

SEC WINTER ACADEMIC HONOR ROLL

(1st = First-Year SEC Academic Honor Roll)

- 2021 Abayomi Iyiola • Emeka Obukwelu
Desi Sills • Connor Vanover
Davonte Davis (1st) • Bryson Morehead (1st)
Khalen Robinson (1st) • Jaylin Williams (1st)
- 2020 Ty Stevens
Abayomi Iyiola (1st) • Jimmy Whitt Jr. (1st)
Connor Vanover (1st)
- 2019 Jonathan Holmes • Gabe Osabuohien
- 2018 Trey Thompson
- 2017 Robert Gasper (1st) • Jonathan Holmes (1st)
Moses Kingsley • Manuale Watkins
- 2016 Anthlon Bell • Moses Kingsley
Trey Thompson • Manuale Watkins
Lorenzo Jenkins (1st) • Dustin Thomas (1st)
Jimmy Whitt Jr. (1st)
- 2015 Nick Babb • Dusty Hannahs,
Moses Kingsley • Bobby Portis
Trey Thompson • Manuale Watkins
- 2014 Kikko Haydar • Moses Kingsley (1st)
Bobby Portis (1st) • Manuale Watkins (1st)
- 2013 Kikko Haydar • Charlie Henderson (1st)

- 2012 Kikko Haydar • Rickey Scott
- 2011 Kikko Haydar (1st) • Jeff Peterson (1st)
Rickey Scott (1st)
- 2010 Stephen Cox
- 2009 Stephen Cox • John Paul Noland (1st)
Michael Sanchez (1st)
- 2008 Stephen Cox (1st) • Steven Hill
- 2007 Sean McCurdy
- 2006 Preston Cranford • Steven Hill
Sean McCurdy (1st)
- 2005 Preston Cranford • Steven Hill (1st)
- 2004 Preston Cranford (1st) • Billy Pharis (1st)
- 2003 Eric Ferguson (1st)
- 2001 Dionisio Gomez
- 1999 Lance Keeling
- 1995 Scotty Thurman
- 1994 John Engskov (1st) • Dwight Stewart
Scotty Thurman

NATIONAL ASSOCIATION OF BASKETBALL COACHES (NABC) ALL-DISTRICT

- 2021 Moses Moody 1st
- 2020 Mason Jones 1st
- 2019 Daniel Gafford 2nd
- 2018 Jaylen Barford 1st
Daryl Macon 2nd
- 2017 Moses Kingsley 2nd
- 2015 Bobby Portis 1st
Michael Qualls 2nd
- 2013 Marshawn Powell 2nd
- 2009 Michael Washington 2nd
- 2008 Sonny Weems 2nd
- 2007 Patrick Beverley 2nd
- 2006 Ronnie Brewer 1st
- 2005 Ronnie Brewer 1st
- 2002 Jannero Pargo 1st
- 2001 Joe Johnson 1st
- 1999 Derek Hood 2nd
Kareem Reid 2nd
- 1998 Kareem Reid 2nd
- 1997 Kareem Reid 2nd
- 1995 Corliss Williamson 1st
Scotty Thurman 2nd
- 1994 Scotty Thurman 1st
Corliss Williamson 1st
- 1993 Scotty Thurman 2nd
- 1992 Todd Day 1st
Lee Mayberry 2nd
Oliver Miller 2nd
- 1991 Todd Day 1st
Lee Mayberry 1st
Oliver Miller 1st
- 1990 Todd Day 1st
Lenzie Howell 1st
Lee Mayberry 1st
Oliver Miller 1st
- 1988 Andrew Lang 1st
- 1985 Charles Ballentine 1st
Joe Kleine 1st
- 1984 Alvin Robertson 1st
Joe Kleine 2nd
- 1983 Darrell Walker 1st
- 1982 Scott Hastings 1st
- 1981 Scott Hastings 1st
U.S. Reed 1st
- 1980 U.S. Reed 1st
Scott Hastings 2nd

- 1979 Sidney Moncrief 1st
- 1978 Ron Brewer 1st
Marvin Delph 1st
Sidney Moncrief 1st
- 1977 Ron Brewer 1st
Marvin Delph 1st
Sidney Moncrief 1st
- 1976 Marvin Delph 3rd
Darryll Saulsberry 3rd
- 1975 Kent Allison 1st
Rickey Medlock 3rd
- 1974 Dean Tolson 2nd
- 1973 Martin Terry 1st
Dean Tolson 3rd
- 1972 Martin Terry 3rd
- 1968 James Eldridge 3rd
- 1967 Tommy Rowland 2nd
- 1966 Ricky Sugg 2nd
- 1965 Ricky Sugg 3rd
- 1964 Jim Magness 2nd
- 1963 Tommy Boyer 2nd
- 1962 Jerry Carlton 1st
Tommy Boyer 2nd
- 1960 Clyde Rhoden 1st
- 1958 Fred Grim 1st
- 1957 Terry Day
- 1956 Jerald Barnett
- 1955 Buddy Smith
- 1954 Jerald Barnett
- 1953 Gene Lambert
- 1950 Robert Ambler
James Cathcart

UNITED STATES BASKETBALL WRITERS ASSOCIATION (USBWA) ALL-DISTRICT VII

- 2021 Moses Moody
- 2020 Isaiah Joe
Mason Jones
- 2019 Daniel Gafford
Isaiah Joe
- 2018 Jaylen Barford
Daryl Macon
- 2017 Moses Kingsley
- 2016 Moses Kingsley
- 2015 Bobby Portis
Michael Qualls
- 2014 Bobby Portis
- 2013 Marshawn Powell
BJ Young
- 2012 BJ Young
- 2011 Rotnei Clarke
- 2010 Rotnei Clarke
- 2009 Michael Washington
- 2008 Sonny Weems
- 2007 Patrick Beverley
- 2006 Ronnie Brewer
- 2005 Ronnie Brewer
- 2004 Jonathon Modica

USBWA DISTRICT PLAYER OF THE YEAR

- 2015 Bobby Portis



ALL-TOURNAMENT

FINAL FOUR ALL-TOURNAMENT TEAM

- 1995 Clint McDaniel
Corliss Williamson
- 1994 Corey Beck
Scotty Thurman
Corliss Williamson - MVP
- 1978 Ron Brewer

Final Four All-Tournament teams started in 1952

NCAA TOURNAMENT ALL-REGIONAL MIDWEST

- 1995 Scotty Thurman
Corliss Williamson - MVP
- 1994 Clint McDaniel
Scotty Thurman
Corliss Williamson
- 1990 Lenzie Howell - MVP
Lee Mayberry
Oliver Miller
- 1991 Todd Day
Oliver Miller
- 1979 Sidney Moncrief
Steve Schall

SOUTH

- 2021 Jalen Tate

MIDEAST

- 1983 Darrell Walker

WEST

- 1978 Ron Brewer - MVP
Marvin Delph
Sidney Moncrief

SEC TOURNAMENT

- 2017 Daryl Macon
- 2015 Michael Qualls
- 2008 Charles Thomas
Darian Townes
- 2007 Sonny Weems
- 2001 Joe Johnson
- 2000 Brandon Dean - MVP
Joe Johnson
- 1999 Derek Hood
Kareem Reid
- 1995 Scotty Thurman
Corliss Williamson
- 1994 Corliss Williamson
- 1992 Todd Day

NABC ALL-STAR GAME PARTICIPANTS

- 1993 Darrell Hawkins
- 1992 Lee Mayberry
- 1991 Ron Huery
- 1988 Andrew Lang
- 1984 Alvin Robertson
- 1983 Darrell Walker
- 1982 Scott Hastings
- 1979 Sidney Moncrief



NAISMITH MEMORIAL BASKETBALL HALL OF FAME

- 2014 Nolan Richardson
- 2019 Sidney Moncrief
- 2020 Eddie Sutton



NATIONAL COLLEGIATE BASKETBALL HALL OF FAME

- 2008 Nolan Richardson
- 2011 Eddie Sutton
- 2018 Sidney Moncrief



SEC LEGENDS

- 2020 Derek Hood
- 2019 Corey Beck
- 2018 Jonathan Modica
- 2017 Oliver Miller
- 2016 Pat Bradley
- 2015 Darrell Walker
- 2014 Clint McDaniel
- 2013 Jerry Carlton
- 2012 Nolan Richardson
- 2011 George Kok
- 2010 Jim Counce
- 2009 Scotty Thurman
- 2008 Corliss Williamson
- 2007 U.S. Reed
- 2006 Marvin Delph
- 2005 Scott Hastings
- 2004 Todd Day
- 2003 Lee Mayberry
- 2002 Ron Brewer
- 2001 Joe Kleine
- 2000 Tommy Boyer
- 1999 Sidney Moncrief

COACH OF THE YEAR

NATIONAL

- 1994 Nolan Richardson - NABC, Naismith, Chevrolet/CBS, Atlanta Tipoff Club, Kodak
- 1978 Eddie Sutton - AP, UPI
- 1977 Eddie Sutton - USBWA Henry Iba Award

NABC DISTRICT 9

- 1994 Nolan Richardson
- 1991 Nolan Richardson
- 1990 Nolan Richardson
- 1978 Eddie Sutton
- 1977 Eddie Sutton

SEC

- 1998 Nolan Richardson - Coaches' & Birmingham Tipoff Club (Rupp Cup)

TEAM USA

OLYMPIANS

- 1984 Joe Kleine
Alvin Robertson

TEAM USA

- 2006 Joe Johnson
- 2008 Joe Johnson
- 2009 Ronnie Brewer





All-SWC (1st Team Only)




1991	Todd Day Lee Mayberry Oliver Miller	1961	Jerry Carlton Clyde Rhoden Pat Foster	1936	Elwin Gilliland Jim Lee Howell Ike Poole
1990	Todd Day Lee Mayberry	1960	Clyde Rhoden	1935	Taft Moody Ike Poole
1989	Keith Wilson	1958	Fred Grim	1934	Taft Moody
1988	Ron Huery	1956	Jerald Barnett Manuel Whitley	1933	Tom Murphy
1985	Joe Kleine	1951	D.L. Miller	1932	Tom Murphy James "Doc" Sexton
1984	Joe Kleine Alvin Robertson	1950	Jim Cathcart	1931	Milan Creighton
1983	Darrell Walker	1949	Kenneth Kearns	1930	Wear Schoonover Milan Creighton Roy Prewitt
1982	Scott Hastings	1948	George Kok	1929	Tom Pickell Gene Lambert Sr. Wear Schoonover
1981	Scott Hastings	1947	Alvin Williams	1928	Glen Rose Tom Pickell Gene Lambert Sr. Wear Schoonover
1980	Scott Hastings	1946	George Kok	1927	Glen Rose Harold Steele Tom Pickell
1979	Sidney Moncrief	1945	George Kok	1926	Rolla Adams Elbert Pickell Glen Rose Curtis Parker
1978	Ron Brewer Marvin Delph Sidney Moncrief	1944	Deno Nichols Billy Flynt	1925	Rolla Adams
1977	Ron Brewer Marvin Delph Sidney Moncrief	1943	Gordon Carpenter Clayton Wynne		
1975	Kent Allison Robert Birden	1942	R.C. Pitts		
1974	Dean Tolson	1941	Johnny Adams John Frieberger Howard Hickey		
1973	Martin Terry	1940	Howard Hickey		
1972	Martin Terry	1939	Johnny Adams		
1963	Tommy Boyer	1938	Don Lockard Jack Robbins		
1962	Jerry Carlton Tommy Boyer	1937	Don Lockard Jack Robbins		



MARTIN TERRY, 1972 and 1973 All-SWC.



JOE KLIENE, 1984 and 1985 All-SWC.



ALVIN ROBERTSON, 1984 All-SWC.



RAZORBACK HISTORY • Arkansas in the Final Polls

1977

Associated Press

- Michigan
- UCLA
- Kentucky
- UNLV
- North Carolina
- Syracuse
- Marquette
- San Francisco
- Wake Forest
- Notre Dame
- Alabama
- Detroit
- Minnesota
- Utah
- Tennessee
- Kansas St.
- UNC-Charlotte
- 18. ARKANSAS**
- Louisville
- Virginia Military

United Press International

- Michigan
- San Francisco
- North Carolina
- UCLA
- Kentucky
- UNLV
- 7. ARKANSAS**
- Tennessee
- Syracuse
- Utah
- Kansas St.
- Cincinnati
- Louisville
- Marquette
- Providence
- Indiana St.
- Minnesota
- Alabama
- Detroit
- Purdue

1978

Associated Press

- Kentucky
- UCLA
- DePaul
- Michigan St.
- 5. ARKANSAS**
- Notre Dame
- Duke
- Marquette
- Louisville
- Kansas
- San Francisco
- New Mexico
- Indiana
- Utah
- Florida St.
- North Carolina
- Texas
- Detroit
- Miami (Ohio)
- Pennsylvania

UPI

- Kentucky
- UCLA
- Marquette
- New Mexico
- Michigan St.
- 6. ARKANSAS**
- DePaul
- Kansas
- Duke
- North Carolina
- Notre Dame
- Florida St.
- San Francisco
- Louisville
- Indiana
- Houston
- Utah St.
- Utah
- Texas
- Georgetown

1979

Associated Press

- Indiana St.
- UCLA
- Michigan St.
- Notre Dame
- 5. ARKANSAS**
- DePaul
- LSU
- Syracuse
- North Carolina
- Marquette
- Duke
- San Francisco
- Louisville
- Pennsylvania
- Purdue
- Oklahoma
- St. John's (N.Y.)
- Rutgers
- Toledo
- Iowa

UPI

- Indiana St.
- UCLA
- North Carolina
- Michigan St.
- Notre Dame
- 6. ARKANSAS**
- Duke
- DePaul
- LSU
- Syracuse
- Iowa
- Georgetown
- Marquette
- Purdue
- Texas
- Temple
- San Francisco
- Tennessee
- Louisville
- Detroit

1982

Associated Press

- North Carolina
- DePaul
- Virginia
- Oregon St.
- Missouri
- Georgetown
- Minnesota
- Idaho
- Memphis St.
- Tulsa
- Fresno St.
- 12. ARKANSAS**
- Alabama
- West Virginia
- Kentucky
- Iowa
- Ala.-Birmingham
- Wake Forest
- UCLA
- Louisville

UPI

- North Carolina
- DePaul
- Virginia
- Oregon St.
- Missouri
- Minnesota
- Georgetown
- Idaho
- Memphis St.
- Fresno St.
- Tulsa
- Alabama
- 13. ARKANSAS**
- Kentucky
- Wyoming
- Iowa
- West Virginia
- Kansas St.
- Wake Forest
- Louisville

ESPN/USA Today

- N.C. State
- Houston
- Louisville
- Georgia
- Virginia
- Kentucky
- North Carolina
- St. John's (N.Y.)
- Indiana
- 10. ARKANSAS**
- Villanova
- Memphis State
- Boston College
- Iowa
- Wichita State
- UCLA
- Ohio State
- UNLV
- Missouri
- Georgetown
- Fresno State
- Utah
- Syracuse
- Washington St.
- Tennessee

1984

Associated Press

- North Carolina
- Georgetown
- Kentucky
- DePaul
- Houston
- Illinois
- Oklahoma
- 8. ARKANSAS**
- Texas-El Paso
- Purdue
- Maryland
- Tulsa
- UNLV
- Duke
- Washington
- Memphis St.
- Oregon St.
- Syracuse
- Wake Forest
- Temple

UPI

- North Carolina
- Georgetown
- Kentucky
- DePaul
- Houston
- Illinois
- 7. ARKANSAS**
- Oklahoma
- Texas-El Paso
- Maryland
- Purdue
- Tulsa
- UNLV
- Duke
- Washington
- Memphis St.
- Syracuse
- Indiana
- Auburn
- Oregon St.

ESPN/USA Today

- Georgetown
- Houston
- Kentucky
- North Carolina
- Illinois
- DePaul
- Virginia
- Wake Forest
- Memphis State
- UNLV
- Indiana
- Maryland
- 13. ARKANSAS**
- Oklahoma
- Dayton
- Louisville
- Purdue

- Syracuse
- Washington
- Texas-El Paso
- Tulsa
- Duke
- Michigan
- SMU
- Temple

1985

ESPN/USA Today

- Villanova
- Georgetown
- St. John's (N.Y.)
- Georgia Tech
- Memphis State
- Oklahoma
- North Carolina
- Louisiana Tech
- Michigan
- N.C. State
- Illinois
- Loyola (Ill.)
- Duke
- Auburn
- Boston College
- Kansas
- Syracuse
- Maryland
- Va. Commonwealth
- UNLV
- UAB
- Alabama
- UCLA
- Kentucky
- 25. ARKANSAS**

1989

UPI

- Arizona
- Georgetown
- Illinois
- North Carolina
- Oklahoma
- Indiana
- Duke
- Missouri
- Syracuse
- Michigan
- Seton Hall
- Stanford
- Louisville
- UNLV
- Iowa
- Florida St.
- 17. ARKANSAS**
- N.C. St.
- West Virginia
- Alabama

ESPN/USA Today

- Michigan
- Seton Hall
- Illinois
- Duke
- Georgetown
- Syracuse
- Arizona
- North Carolina
- UNLV
- Indiana
- Missouri
- Oklahoma
- Louisville
- N.C. State
- Virginia
- Iowa
- Minnesota
- West Virginia
- Ball State
- 20. ARKANSAS**
- Stanford
- Florida State
- N.C. State
- South Alabama
- UCLA

1990

Associated Press

- Oklahoma
- UNLV
- Connecticut
- Michigan St.
- Kansas
- Syracuse
- 7. ARKANSAS**
- Georgetown
- Georgia Tech
- Purdue
- Missouri
- La Salle
- Michigan
- Arizona
- Duke
- Louisville
- Clemson
- Illinois
- LSU
- Minnesota
- Loyola (Calif.)
- Oregon St.
- Alabama
- New Mexico St.
- Xavier (Ohio)

UPI

- Oklahoma
- UNLV
- Connecticut
- Michigan St.
- Kansas
- Syracuse
- Georgia Tech
- 8. ARKANSAS**
- Georgetown
- Purdue
- Missouri
- Arizona
- La Salle
- Duke
- Michigan
- Louisville
- Clemson
- Illinois
- Alabama
- New Mexico St.

ESPN/USA Today

- UNLV
- Duke
- Georgia Tech
- 4. ARKANSAS**
- Connecticut
- Purdue
- Michigan St.
- Minnesota
- Loyola (Calif.)
- Syracuse
- Oklahoma
- Texas
- Clemson
- Kansas
- Georgetown
- Alabama
- Xavier (Ohio)
- Michigan
- La Salle
- Missouri
- Arizona
- Ball State
- UCLA
- Louisville
- North Carolina

1991

Associated Press

- UNLV
- 2. ARKANSAS**
- Indiana
- North Carolina
- Ohio St.
- Duke
- Syracuse
- Arizona
- Kentucky
- Utah
- Nebraska
- Kansas
- Seton Hall
- Oklahoma St.
- New Mexico St.
- UCLA
- East Tenn. St.
- Princeton
- Alabama
- St. John's (N.Y.)
- Mississippi St.
- LSU
- Texas
- DePaul
- Southern Miss

UPI

- UNLV
- 1. ARKANSAS**
- Indiana
- North Carolina
- Ohio St.
- Duke
- Arizona
- Syracuse
- Nebraska
- Utah
- Seton Hall
- Kansas
- Oklahoma St.
- UCLA
- East Tenn. St.
- Alabama
- New Mexico St.
- Mississippi St.
- St. John's (N.Y.)
- Princeton
- LSU
- Michigan St.
- Georgetown
- N.C. St.
- Texas

ESPN/USA Today

- Duke
- UNLV
- Kansas
- North Carolina
- 5. ARKANSAS**
- Seton Hall
- St. John's (N.Y.)
- Ohio State
- Indiana
- Arizona
- Temple
- Utah
- Oklahoma St.
- Alabama
- Connecticut
- Syracuse
- Kentucky
- E. Michigan
- Nebraska
- Georgetown
- Pittsburgh
- New Mexico St.
- N.C. State
- E. Tenn. St.
- UCLA





1992

Associated Press

- Duke
- Kansas
- Ohio St.
- UCLA
- Indiana
- Kentucky
- UNLV
- Southern Cal
- 9. ARKANSAS**
- Arizona
- Oklahoma St.
- Cincinnati
- Alabama
- Michigan St.
- Michigan
- Missouri
- Massachusetts
- North Carolina
- Seton Hall
- Florida St.
- Syracuse
- Georgetown
- Oklahoma
- DePaul
- LSU

UPI

- Duke
- Kansas
- UCLA
- Ohio St.
- Arizona
- Indiana
- Southern Cal
- 8. ARKANSAS**
- Kentucky
- Oklahoma St.
- Michigan St.
- Missouri
- Alabama
- Cincinnati
- North Carolina
- Florida St.
- Michigan
- Seton Hall
- Georgetown
- Syracuse
- Massachusetts
- Oklahoma
- DePaul
- St. John's (N.Y.)
- Tulane

ESPN/USA Today

- Duke
- Indiana
- Michigan
- Ohio State
- Cincinnati
- Kentucky
- Kansas
- UCLA
- Oklahoma St.
- 10. ARKANSAS**
- Southern Cal
- North Carolina
- Seton Hall
- Florida State
- Massachusetts
- Arizona
- Memphis St.
- Missouri
- Alabama
- Michigan St.
- Georgia Tech
- Texas-El Paso
- Georgetown
- Syracuse
- LSU

1993

Associated Press

- Indiana
- Kentucky
- Michigan
- North Carolina
- Arizona
- Seton Hall
- Cincinnati
- Vanderbilt
- Kansas
- Duke
- Florida St.
- 12. ARKANSAS**
- Iowa
- Massachusetts
- Louisville
- Wake Forest
- New Orleans
- Georgia Tech
- Utah
- Western Kentucky
- New Mexico
- Purdue
- Oklahoma St.
- New Mexico St.
- UNLV

UPI

- Indiana
- North Carolina
- Michigan
- Kentucky
- Arizona
- Seton Hall
- Cincinnati
- Vanderbilt
- Kansas
- Duke
- Florida St.
- 12. ARKANSAS**
- Iowa
- Louisville
- Wake Forest
- Massachusetts
- Utah
- New Orleans
- Georgia Tech
- Purdue
- UNLV
- Oklahoma St.
- Virginia
- Western Kentucky
- New Mexico St.

ESPN/USA Today

- North Carolina
- Michigan
- Kentucky
- Kansas
- Indiana
- Cincinnati
- Florida State
- Vanderbilt
- Duke
- 10. ARKANSAS**
- Seton Hall
- Arizona
- Temple
- Wake Forest
- Louisville
- Western Kentucky
- California
- Virginia
- Iowa
- Utah
- George Washington
- Massachusetts
- Xavier-Ohio
- UCLA
- Minnesota

1994

Associated Press

- North Carolina
- 2. ARKANSAS**
- Purdue
- Connecticut
- Missouri
- Duke
- Kentucky
- Massachusetts
- Arizona
- Louisville
- Michigan
- Temple
- Kansas
- Florida
- Syracuse
- California
- UCLA
- Indiana
- Oklahoma St.
- Texas
- Marquette
- Nebraska
- Minnesota
- St. Louis
- Cincinnati

UPI

- 1. ARKANSAS**
- North Carolina
- Purdue
- Connecticut
- Missouri
- Duke
- Massachusetts
- Kentucky
- Arizona
- Louisville
- Michigan
- Temple
- Kansas
- Syracuse
- Florida
- California
- UCLA
- Indiana
- Oklahoma St.
- Marquette
- Texas
- St. Louis
- Minnesota
- Nebraska
- Ala.-Birmingham

ESPN/USA Today

- 1. ARKANSAS**
- Duke
- Arizona
- Florida
- Purdue
- Missouri
- Connecticut
- Michigan
- North Carolina
- Louisville
- Boston College
- Kansas
- Kentucky
- Syracuse
- Massachusetts
- Indiana
- Marquette
- Temple
- Tulsa
- Maryland
- Oklahoma St.
- UCLA
- Minnesota
- Texas
- Pennsylvania

1995

Associated Press

- UCLA
- Kentucky
- Wake Forest
- North Carolina
- Kansas
- 6. ARKANSAS**
- Massachusetts
- Connecticut
- Villanova
- Maryland
- Michigan St.
- Purdue
- Virginia
- Oklahoma St.
- Arizona
- Arizona St.
- Oklahoma
- Mississippi St.
- Utah
- Alabama
- Western Kentucky
- Georgetown
- Missouri
- Iowa St.
- Syracuse

UPI

- UCLA
- Kentucky
- Wake Forest
- Kansas
- North Carolina
- 6. ARKANSAS**
- Massachusetts
- Connecticut
- Villanova
- Michigan St.
- Maryland
- Purdue
- Arizona
- Virginia
- Arizona St.
- Oklahoma St.
- Mississippi St.
- Utah
- Oklahoma
- Alabama
- Syracuse
- Missouri
- Iowa St.
- Oregon
- Stanford

* UPI poll discontinued following 1996 season

ESPN/USA Today

- UCLA
- 2. ARKANSAS**
- North Carolina
- Oklahoma St.
- Kentucky
- Connecticut
- Massachusetts
- Virginia
- Wake Forest
- Kansas
- Maryland
- Mississippi St.
- Arizona State
- Memphis
- Tulsa
- Georgetown
- Syracuse
- Missouri
- Purdue
- Michigan St.
- Alabama
- Utah
- Villanova
- Texas
- Arizona

1996

ESPN/USA Today

- Kentucky
- Massachusetts
- Syracuse
- Mississippi St.
- Kansas
- Cincinnati
- Georgetown
- Connecticut
- Wake Forest
- Texas Tech
- Arizona
- Utah
- Georgia Tech
- Louisville
- Purdue
- Georgia
- Villanova
- 18. ARKANSAS**
- UCLA
- Iowa State
- Virginia Tech
- Iowa
- Marquette
- North Carolina
- New Mexico

1998

Associated Press

- North Carolina
- Kansas
- Duke
- Arizona
- Kentucky
- Connecticut
- Utah
- Princeton
- Cincinnati
- Stanford
- Purdue
- Michigan
- Ole Miss
- South Carolina
- TCU
- Michigan St.
- Mississippi St.
- Arkansas
- New Mexico
- UCLA
- Maryland
- Syracuse
- Illinois
- Xavier
- Temple
- Murray St.

ESPN/USA Today

- Kentucky
- Utah
- North Carolina
- Stanford
- Duke
- Arizona
- Connecticut
- Kansas
- Purdue
- Michigan St.
- Rhode Island
- UCLA
- Syracuse
- Cincinnati
- Maryland
- Princeton
- Michigan
- West Virginia
- South Carolina
- Ole Miss
- New Mexico
- 22. ARKANSAS**
- Valparaiso
- Washington
- TCU

1999

Associated Press

- Duke
- Michigan St.
- Connecticut
- Auburn
- Maryland
- Utah
- Stanford
- Kentucky
- St. John's (N.Y.)
- Miami (Fla.)
- Cincinnati
- Arizona
- North Carolina
- Ohio St.
- UCLA
- Col. of Charleston
- 17. ARKANSAS**
- Wisconsin
- Indiana
- Tennessee
- Iowa
- Kansas
- Florida
- UNC-Charlotte
- New Mexico

ESPN/USA Today

- Connecticut
- Duke
- Michigan St.
- Ohio St.
- Kentucky
- St. John's (N.Y.)
- Auburn
- Maryland
- Stanford
- Utah
- Cincinnati
- Miami (Fla.)
- Temple
- Iowa
- Arizona
- Florida
- North Carolina
- Oklahoma
- Miami (Ohio)
- UCLA
- Purdue
- Kansas
- SW Missouri St.
- 25. ARKANSAS**

2015

Associated Press

- Kentucky (65)
- Villanova
- Wisconsin
- Duke
- Arizona
- Virginia
- Gonzaga
- Notre Dame
- Iowa State
- Kansas
- Northern Iowa
- Maryland
- Oklahoma
- Wichita State
- North Carolina
- Baylor
- Louisville
- SMU
- Utah
- West Virginia
- 21. ARKANSAS**
- Georgetown
- Michigan State
- Butler
- VCU

ESPN/USA Today

- Duke (29)
- Wisconsin
- Kentucky (2)
- Arizona
- Notre Dame

- Gonzaga
- Michigan State
- Virginia
- Villanova
- Louisville
- Wichita State
- North Carolina
- Oklahoma
- Northern Iowa
- Utah
- Maryland
- Kansas
- West Virginia
- Iowa State
- 20. ARKANSAS**
- Baylor
- Xavier
- Butler
- NC State
- Oregon

2021

Associated Press

- Gonzaga (60)
- Illinois
- Baylor
- Michigan
- Alabama
- Houston
- Ohio States
- Iowa
- Texas
- 10. ARKANSAS**
- Oklahoma State
- Kansas
- West Virginia
- Florida State
- Virginia
- San Diego State
- Loyola Chicago
- Villanova
- Creighton
- Purdue
- Texas Tech
- Colorado
- BYU
- Southern Cal
- Virginia Tech

USA Today

- Baylor (32)
- Gonzaga
- Houston
- Michigan
- Alabama
- 6. ARKANSAS**
- UCLA
- Illinois
- Southern Cal
- Florida State
- Villanova
- Loyola Chicago
- Iowa
- Creighton
- Ohio State
- Kansas
- Oregon
- West Virginia
- Oklahoma State
- Oregon State
- Texas
- Texas Tech
- Colorado
- Virginia
- Syracuse





ALL-TIME NBA DRAFT PICKS (40)

Player	Year	Team	Round	Overall
Moses Moody	2021	Golden State Warriors	1st	14
Isaiah Joe	2020	Philadelphia 76ers	2nd	49
Daniel Gafford	2019	Chicago Bulls	2nd	38
Bobby Portis	2015	Chicago Bulls	1st	22
Patrick Beverley	2009	Los Angeles Lakers	2nd	42
Sonny Weems	2008	Chicago Bulls	2nd	39
Ronnie Brewer	2006	Utah Jazz	1st	14
Joe Johnson	2001	Boston Celtics	1st	10
Darnell Robertson	1996	Dallas Mavericks	2nd	58
Corliss Williamson	1995	Sacramento Kings	1st	13
Todd Day	1992	Milwaukee Bucks	1st	8
Oliver Miller	1992	Phoenix Suns	1st	22
Lee Mayberry	1992	Milwaukee Bucks	1st	23
Isaiah Morris	1992	Miami Heat	2nd	37
Andrew Lang	1988	Phoenix Suns	2nd	28
Joe Kleine	1985	Sacramento Kings	1st	6
Charles Balentine	1985	Sacramento Kings	6th	120
Alvin Robertson	1984	San Antonio Spurs	1st	7
Leroy Sutton	1984	Dallas Mavericks	8th	176
Darrell Walker	1983	New York Knicks	1st	12
Scott Hastings	1982	New York Knicks	2nd	29
Tony Brown	1982	New Jersey Nets	4th	82
Keith Peterson	1982	Dallas Mavericks	8th	165
U.S. Reed	1981	Kansas City Kings	5th	104
Allan Zahn	1980	San Antonio Spurs	7th	153
Steve Schall	1980	San Antonio Spurs	10th	209
Sidney Moncrief	1979	Milwaukee Bucks	1st	5
Steve Schall	1979	San Antonio Spurs	5th	106
Marvin Delph	1979	Boston Celtics	6th	110
Ron Brewer	1978	Portland Trailblazers	1st	7
Marvin Delph	1978	Buffalo Braves	3rd	65
Dean Tolson	1974	Seattle SuperSonics	5th	80
Dennis White	1974	Kansas City Kings	10th	167
Martin Terry	1973	Chicago Bulls	3rd	39
Jerry Carlton	1962	St. Louis Hawks	13th	96
Fred Grim	1958	Syracuse Nationals	5th	38
Walt Kearns	1953	Minneapolis Lakers	10th	87
Gene Lambert Jr.	1953	Rochester Royals	18th	117
Bob Ambler	1951	Tri-Cities Blackhawks	7th	62
Jim Cathcart	1950	Washington Capitols	7th	77

BY OVERALL SELECTION

*The NBA Lottery began in 1985

Player	Year	Team	Round	Overall
Sidney Moncrief	1979	Milwaukee Bucks	1st	5
Joe Kleine *	1985	Sacramento Kings	1st	6
Ron Brewer	1978	Portland Trailblazers	1st	7
Alvin Robertson	1984	San Antonio Spurs	1st	7
Todd Day *	1992	Milwaukee Bucks	1st	8
Joe Johnson *	2001	Boston Celtics	1st	10
Darrell Walker	1983	New York Knicks	1st	12
Corliss Williamson *	1995	Sacramento Kings	1st	13
Moses Moody *	2021	Golden State Warriors	1st	14
Ronnie Brewer *	2006	Utah Jazz	1st	14
Oliver Miller	1992	Phoenix Suns	1st	22
Bobby Portis	2015	Chicago Bulls	1st	22
Lee Mayberry	1992	Milwaukee Bucks	1st	23
Andrew Lang	1988	Phoenix Suns	2nd	28
Scott Hastings	1982	New York Knicks	2nd	29
Isaiah Morris	1992	Miami Heat	2nd	37
Daniel Gafford	2019	Chicago Bulls	2nd	38
Fred Grim	1958	Syracuse Nationals	5th	38
Martin Terry	1973	Chicago Bulls	3rd	39
Sonny Weems	2008	Chicago Bulls	2nd	39
Patrick Beverley	2009	Los Angeles Lakers	2nd	42
Isaiah Joe	2020	Philadelphia 76ers	2nd	49
Darnell Robertson	1996	Dallas Mavericks	2nd	58
Bob Ambler	1951	Tri-Cities Blackhawks	7th	62
Marvin Delph	1978	Buffalo Braves	3rd	65
Jim Cathcart	1950	Washington Capitols	7th	77
Dean Tolson	1974	Seattle SuperSonics	5th	80
Tony Brown	1982	New Jersey Nets	4th	82
Walt Kearns	1953	Minneapolis Lakers	10th	87
Jerry Carlton	1962	St. Louis Hawks	13th	96
U.S. Reed	1981	Kansas City Kings	5th	104
Steve Schall	1979	San Antonio Spurs	5th	106
Marvin Delph	1979	Boston Celtics	6th	110
Gene Lambert Jr.	1953	Rochester Royals	18th	117
Charles Balentine	1985	Sacramento Kings	6th	120
Allan Zahn	1980	San Antonio Spurs	7th	153
Keith Peterson	1982	Dallas Mavericks	8th	165
Dennis White	1974	Kansas City Kings	10th	167
Leroy Sutton	1984	Dallas Mavericks	8th	176
Steve Schall	1980	San Antonio Spurs	10th	209



Moses Moody, the first "one-and-done" in Arkansas history, was the sixth Razorback to be an NBA Lottery pick, going 14th overall in the 2021 Draft.

BY TEAM

Team	Picks
Atlanta *	2
Boston	2
Brooklyn &	1
Chicago	4
Dallas	3
Golden State	1
Los Angeles Clippers @	1
Los Angeles Lakers #	2
Miami	1
Milwaukee	3
New York	2
Oklahoma City ^	1
Phoenix	2
Philadelphia !	1
Portland	1
Sacramento %	6
San Antonio	4
Utah	1

BY ROUND

*The NBA Draft was reduced to two rounds in 1989

Rd	Picks
1st	13
2nd	8
3rd	2
4th	1
5th	4
6th	2
7th	3
8th	2
9th	0
10th	3
11th	0
12th	0
13th	1
18th	1

LOTTERY PICKS

NOTE: The NBA Lottery began in 1985

Year	Player	Team	Pick (Total)
1985	Joe Kleine	Kings	6th (7)
1992	Todd Day	Bucks	8th (11)
1995	Corliss Williamson	Kings	13th (13)
2001	Joe Johnson	Celtics	10th (13)
2006	Ronnie Brewer	Jazz	14th (14)
2021	Moses Moody	Warriors	14th (14)

Team Guide
 * - 1 as Tri-Cities Blackhawks; 1 as St. Louis Hawks
 & - 1 as New Jersey Nets
 @ - 1 as Buffalo Braves
 # - 1 as Minneapolis Lakers
 ^ - 1 as Seattle SuperSonics
 ! - 1 as Syracuse Nationals
 % - 2 as Kansas City Kings; 1 as Rochester Royals



2021 NBA Champion Bobby Portis was the No. 22 overall pick by the Chicago Bulls in the 2015 NBA Draft and the 12th first rounder in program history.





All-NBA Teams (7)

2010 - Joe Johnson, Third Team, Atlanta
 1986 - Sidney Moncrief, Second Team, Milwaukee
 1986 - Alvin Robertson, Second Team, San Antonio
 1985 - Sidney Moncrief, Second Team, Milwaukee
 1984 - Sidney Moncrief, Second Team, Milwaukee
 1983 - Sidney Moncrief, First Team, Milwaukee
 1982 - Sidney Moncrief, Second Team, Milwaukee

All-Defensive Teams (14)

2020 - Patrick Beverley, Second Team, Los Angeles Clippers
 2017 - Patrick Beverley, First Team, Houston
 2014 - Patrick Beverley, Second Team, Houston
 1991 - Alvin Robertson, First Team, Milwaukee
 1990 - Alvin Robertson, Second Team, Milwaukee
 1989 - Alvin Robertson, Second Team, San Antonio
 1988 - Alvin Robertson, Second Team, San Antonio
 1987 - Alvin Robertson, First Team, San Antonio
 1986 - Sidney Moncrief, First Team, Milwaukee
 Alvin Robertson, Second Team, San Antonio
 1985 - Sidney Moncrief, First Team, Milwaukee
 1984 - Sidney Moncrief, First Team, Milwaukee
 1983 - Sidney Moncrief, First Team, Milwaukee
 1982 - Sidney Moncrief, Second Team, Milwaukee

NBA Titles (5)

Scott Hastings	1990, Detroit
Darrell Walker	1993, Chicago
Joe Kleine	1998, Chicago
Corliss Williamson	2004, Detroit
Bobby Portis	2021, Milwaukee

All-Star Appearances (16)

Joe Johnson - 7 ('07, '08, '09, '10, '11, '12, '14)
 Sidney Moncrief - 5 ('82, '83, '84, '85, '86)
 Alvin Robertson - 4 ('86, '87, '88, '91)

NBA Player of the Month (3)

Joe Johnson (East)	March '08
Sidney Moncrief	December '81
Alvin Robertson	December '85

NBA All-Rookie Team (1)

Ron Brewer, 1978-79, First Team

NBA Sixth Man of the Year (1)

Corliss Williamson, 2001-02

NBA Defensive Player of the Year (2)

Sidney Moncrief, 1982-83 & 1983-84
 Alvin Robertson, 1985-86

NBA Most Improved Player (1)

Alvin Robertson, 1985-86, San Antonio



Joe Johnson reached a historic milestone in 2016-17, becoming the 42nd player in NBA history to score 20,000 career points.

ALL-TIME NBA ROSTER

- Corey Beck** 3 seasons
 1995-96, Charlotte Hornets; 1997-98 - Charlotte Hornets; 1998-99 - Detroit Pistons and Charlotte Hornets
- Patrick Beverley** 10 seasons
 2012-17 - Houston Rockets; 2017-22 - Los Angeles Clippers
- Ron Brewer** 14 seasons
 1978-80 - Portland Trailblazers; 1980-81 - Portland Trailblazers and San Antonio Spurs; 1981-82 - San Antonio Spurs and Cleveland Cavaliers; 1982-83 - Cleveland Cavaliers and Golden State Warriors; 1983-84 - Golden State Warriors and San Antonio Spurs; 1984-85 - San Antonio Spurs and New Jersey Nets; 1985-86 - Chicago Bulls and Cleveland Cavaliers
- Ronnie Brewer** 11 seasons
 2006-09 - Utah Jazz; 2009-10 - Utah Jazz and Memphis Grizzlies; 2010-12 - Chicago Bulls; 2012-13 - New York Knicks and Oklahoma City Thunder; 2013-14 - Houston Rockets and Chicago Bulls
- Tony Brown** 6 seasons
 1984-85 - Indiana Pacers; 1985-86 - Chicago Bulls; 1986-87 - New Jersey Nets; 1988-89 - Houston Rockets and Milwaukee Bucks; 1989-90 - Milwaukee Bucks; 1990-91 - Los Angeles Lakers and Utah Jazz; 1991-92 - Los Angeles Clippers and Seattle SuperSonics
- Coty Clarke** 1 season
 2015-16 - Boston Celtics
- Todd Day** 8 seasons
 1992-95 - Milwaukee Bucks; 1995-96 - Milwaukee Bucks and Boston Celtics; 1996-97 - Boston Celtics; 1997-98 - Miami Heat; 1999-00 - Phoenix Suns; 2000-01 - Minnesota Timberwolves
- Courtney Fortson** 1 season
 2011-12 - Los Angeles Clippers and Houston Rockets
- Daniel Gafford** 4 seasons
 2019-21 - Chicago Bulls; 2021-22 - Washington Wizards
- Dusty Hannahs** 2 seasons
 2018-19 - Memphis Grizzlies; 2019-20 - Memphis Grizzlies
- Scott Hastings** 11 seasons
 • **NBA CHAMPION (1990 Detroit Pistons)** •
 1982-83 - New York Knicks and Atlanta Hawks; 1983-88 - Atlanta Hawks; 1988-89 - Miami Heat; 1989-91 - Detroit Pistons; 1991-93 - Denver Nuggets
- Steven Hill** 1 season
 2008-09 - Oklahoma City Thunder
- Derek Hood** 1 season
 1999-00 - Charlotte Hornets
- Dontell Jefferson** 1 season
 2008-09 - Charlotte Bobcats
- Isaiah Joe** 2 seasons
 2020-22 - Philadelphia 76ers
- Joe Johnson** 17 seasons
 2001-02 - Boston Celtics and Phoenix Suns; 2002-05 - Phoenix Suns; 2005-12 - Atlanta Hawks; 2012-15 - Brooklyn Nets - 2015-16 - Brooklyn Nets and Miami Heat; 2016-17 - Utah Jazz; 2017-18 - Utah Jazz and Houston Rockets
- Mason Jones** 1 season
 2020-21 - Houston Rockets, Philadelphia 76ers; 2021-22
- Joe Kleine** 15 seasons
 • **NBA CHAMPION (1998 Chicago Bulls)** •
 1985-88 - Sacramento Kings; 1988-89 - Sacramento Kings and Boston Celtics; 1989-93 - Boston Celtics; 1993-96 - Phoenix Suns; 1996-97 - Phoenix Suns, Los Angeles Lakers and New Jersey Nets; 1997-98 - Chicago Bulls; 1998-99 - Phoenix Suns; 1999-00 - Portland Trailblazers
- Andrew Lang** 12 seasons
 1988-92 - Phoenix Suns; 1992-93 - Philadelphia 76ers; 1993-95 - Atlanta Hawks; 1995-96 - Atlanta Hawks and Minnesota Timberwolves; 1996-98 - Milwaukee Bucks; 1998-99 - Chicago Bulls; 1999-00 - New York Knicks
- Daryl Macon** 2 seasons
 2018-19 - Dallas Mavericks; 2019-20 - Miami Heat



NBA Champion **Corliss Williamson** was the No. 13 pick by the Sacramento Kings in 1995.

- Lee Mayberry** 7 seasons
 1992-96 - Milwaukee Bucks; 1996-99 - Vancouver Grizzlies
- Clint McDaniel** 1 season
 1995-96 - Sacramento Kings
- Melvin McGaha** 1 season
 1948-49 - New York Knicks
- Oliver Miller** 9 seasons
 1992-94 - Phoenix Suns; 1994-95 - Detroit Pistons; 1995-96 - Toronto Raptors; 1996-97 - Dallas Mavericks and Toronto Raptors; 1997-98 - Toronto Raptors; 1998-99 - Sacramento Kings; 1999-00 - Phoenix Suns; 2003-04 - Minnesota Timberwolves (2004)
- Sidney Moncrief** 11 seasons
 1979-89 - Milwaukee Bucks; 1990-91 - Atlanta Hawks
- Moses Moody** 1 season
 2021-22 - Golden State Warriors
- Isaiah Morris** 1 season
 1992-93 - Detroit Pistons
- Jannero Pargo** 11 seasons
 2002-03 - Los Angeles Lakers; 2003-04 - Los Angeles Lakers; Toronto Raptors and Chicago Bulls; 2004-06 - Chicago Bulls; 2006-08 - New Orleans Hornets; 2009-10 - Chicago Bulls; 2011-12 - Atlanta Hawks; 2012-13 - Washington Wizards. Atlanta Hawks and Charlotte Bobcats; 2013-15 Charlotte Bobcats/Hornets
- Bobby Portis** 7 seasons
 • **NBA CHAMPION (2021 Milwaukee Bucks)** •
 2015-18 - Chicago Bulls; 2018-19 - Bulls and Washington Wizards; 2019-20 - New York Knicks; 2020-22 Milwaukee Bucks
- Alvin Robertson** 12 seasons
 1984-89 - San Antonio Spurs; 1989-92 - Milwaukee Bucks; 1992-93 - Milwaukee Bucks and Detroit Pistons; 1995-96 - Toronto Raptors
- Dean Tolson** 3 seasons
 1974-75 - Seattle SuperSonics; 1976-78 - Seattle SuperSonics
- Darrell Walker** 10 seasons
 • **NBA CHAMPION (1993 Chicago Bulls)** •
 1983-86 - New York Knicks; 1986-87 - Denver Nuggets; 1987-91 - Washington Bullets; 1991-92 - Detroit Pistons; 1992-93 - Detroit Pistons and Chicago Bulls
- Sonny Weems** 4 seasons
 2008-09 - Denver Nuggets; 2009-11 - Toronto Raptors; 2015-16 - Phoenix Suns and Philadelphia 76ers
- Corliss Williamson** 12 seasons
 • **NBA CHAMPION (2004 Detroit Pistons)** •
 1995-00 - Sacramento Kings; 2000-01 - Toronto Raptors and Detroit Pistons; 2001-04 - Detroit Pistons; 2004-05 - Philadelphia 76ers and Sacramento Kings; (2005), 2005-07 - Sacramento Kings





ARKANSAS SPORTS HALL OF FAME

Established in January, 1959, to honor individuals who have made a special contribution to athletics in Arkansas. Only inductees that coached, played or were closely affiliated with University of Arkansas athletics are listed.

- 1959 Jim Lee Howell, football; Wear Schoonover, football
- 1960 Jim Benton, football; John Barnhill, football, college athletics; Steve Creekmore, football, golf
- 1961 Hugo Bezdek, football, baseball
- 1962 None
- 1963 Clyde Scott, football, track; George Cole, football, college athletics; Russell May, football
- 1964 **Glen Rose, basketball, football**; Dan Estes, football
- 1965 **Gordon Carpenter, basketball**; **Tom Murphy, basketball, football**; J.L. Carter, football
- 1966 Francis Schmidt, football
- 1967 Frank Broyles, football, college athletics
- 1968 Howard "Red" Hickey, football; Gene "Sodie" Davidson, football
- 1970 **Melvin McGaha, baseball, basketball, football**; Fred Thomsen, football
- 1971 Wilson Matthews, football; Pat Summerall, football
- 1972 Maurice "Footsie" Britt, football; Dave Hanner, football; Boyd Cypert, college athletics
- 1973 Ray Hamilton, football; Sam Coleman, high school athletics
- 1974 Jack Robbins, football
- 1975 Miller Barber, golf; Lamar McHan, football
- 1976 Billy Ray Smith, Sr., football
- 1977 Leon "Muscles" Campbell, football; **Tom Pickell, basketball**
- 1978 Fred Williams, football
- 1979 Lance Alworth, football; **Johnny Adams, basketball**
- 1980 Barry Switzer, football
- 1981 Clifford Shaw, officiating; Jim Mooty, football; Wayne Harris, football
- 1982 Aubrey "Cobb" Fowler, football, track; Milan Creighton, football

- 1983 Lou Holtz, football; **Eddie Sutton, basketball**
- 1984 Fred Akers, football; Kay Eakin, football
- 1985 **Eugene Lambert, basketball**; Floyd Sagely, football
- 1986 Loyd Phillips, football; W. Howard Pearce, football, stadium management
- 1987 John McDonnell, track; Jim Lindsey, football; Alton Baldwin, football
- 1988 **George Kok, basketball**; Dwight Sloan, football; Lewis Carpenter, football
- 1989 Ken Hatfield, football; Harold Horton, football; Brad Scott, football; R.H. Sikes, golf
- 1990 Henry Moore, football
- 1991 Norm DeBriyn, baseball; **Pat Foster, basketball**; Gerald Nesbitt, football
- 1992 Preston Carpenter, football; Dan Hampton, football
- 1993 **Sidney Moncrief, basketball**; Buddy Bob Benson, football
- 1994 Joe Ferguson, football; **Ron Brewer, basketball**; **Ike Poole, football, basketball**
- 1995 Billy Ray Smith, Jr., football; Chuck Dicus, football
- 1996 Bill Burnett, football; Kevin McReynolds, baseball; Raymond Peters, football
- 1997 Bill Montgomery, football; Billy Moore, football; Mike Conley, track & field
- 1998 **Nolan Richardson, basketball**; **Marvin Delph, basketball**; Jimmy Johnson, football; Firmon Bynum, football
- 1999 Ronnie Caveness, football; Jerry Jones, football
- 2000 **Tommy Boyer, basketball**; Bobby Burnett, football
- 2001 Orville Henry, journalism; Jerry Lamb, football; Ken Turner, football
- 2002 Steve Atwater, football; Brandon Burlsworth, football; **Joe Kleine, basketball**; Cliff Powell, football
- 2003 O'Neale Adams, football; Louis Schaufele, football, baseball; **Darrell Walker, basketball**
- 2004 Jesse Branch, football; Bud Campbell, journalism; Bud Canada, football; Steve Cox, football; Wayne Martin, football
- 2005 William "Bud" Brooks, football; **Scott Hastings, basketball**

- 2006 Gary Anderson, football; John Daly, golf; Paul Eells, television and radio play-by-play; **Fred Grim, basketball**; Bettye Fiscus Dickey, women's basketball
- 2007 Bobby Crockett, football; Tom Pagnozzi, baseball; George Walker, football; Jim Elder, journalism
- 2008 **Todd Day, basketball**; Bruce James, football; Jon Richardson, football
- 2009 Martine Bercher, football; R.C. Thielemann, football; **Corliss Williamson, basketball**; Jarrell Williams, football
- 2010 Bill Ferrell, trainer and baseball coach; Leotis Harris, football; **Scotty Thurman, basketball**; 1964 National Championship football team
- 2011 Dick Bumpas, football; **Jerry Carlton, basketball**; Ben Cowins, football; Quinn Grovey, football; Cliff Horton, football; Cliff Lee, baseball
- 2012 Harry Jones, football; **Lee Mayberry, basketball**; **U.S. Reed, basketball**; Bob Ford, football; **1994 National Championship Basketball team**
- 2013 Stacy Lewis, golf; Frank O'Mara, track & field
- 2014 David Bazzel, football; Gary Blair, women's basketball; Dennis "Dirt" Winston, football
- 2015 **Pat Bradley, basketball**; Ron Calcagni, football; Stephen Jones, football; Bowden Wyatt, football; Christy Smith, women's basketball
- 2016 **Almer Lee, basketball**; Greg Koch, football, Fred Marshall, football, Niall O'Shaughnessy, XC and track & field
- 2017 Darren McFadden, football; Larry Jackson, football
- 2018 Kevin Scanlon, football; Brison Manor, football; Dean Weber, training; Jerry Eckwood, football; Shawn Andrews, football
- 2019 Gary Adams, football; Madre Hill, football; Houston Nutt, football
- 2020 Lucas Anthony, football; **Jim Counce, men's basketball**; Ike Forte, football
- 2021 Lisa Cornwell, golf; Lance Harter, XC and track & field; Tim Horton, football; **Joe Johnson, men's basketball**; Johnny Ray, baseball

UNIVERSITY OF ARKANSAS SPORTS HALL OF HONOR

The University of Arkansas Sports Hall of Honor was established in 1988 as a means of honoring the all-time great athletes and coaches that have done so much in establishing a tradition of excellence in University of Arkansas athletics. Only former Razorback lettermen are allowed to vote.

- 1988 Lance Alworth, John Barnhill, Frank Broyles, **Sidney Moncrief, Glen Rose**, Clyde Scott
- 1989 Jim Benton, George Cole, Wayne Harris, Wilson Matthews, Kevin McReynolds, **Wear Schoonover**
- 1990 Miller Barber, **Mel McGaha**, John McDonnell, Loyd Phillips, Jack Robbins, Jim Lee Howell
- 1991 Leon Campbell, Mike Conley, Norm DeBriyn, Dan Hampton, Dave Hanner, Fred Williams
- 1993 **Ron Brewer**, Chuck Dicus, Joe Ferguson, Lamar McHan, Pat Summerall
- 1994 **George Kok**, Maurice Britt, Bill Ferrell, Steve Little, Bettye Fiscus, Billy Ray Smith Sr., Niall O'Shaughnessy, John Daly
- 1995 Bill Burnett, Ken Hatfield, **Eddie Sutton**, R.H. Sikes, Tim Lollar, J. William Fulbright, Bud Brooks
- 1996 Preston Carpenter, Bob Cheyne, Joe Falcon, **Eugene Lambert**, Bill Montgomery, Billy Moore, **Nolan Richardson**, Barry Switzer, Melody Sye
- 1997 Harold Horton, Jim Mooty, Lon Farrell, Billy Ray Smith, Jr., Johnny Ray, Frank O'Mara, Jim Lindsey, Henry Moore, Floyd Sagely
- 1998 Steve Atwater, **Marvin Delph**, Paul Donovan, Bev Lewis, Eddie Bradford, **Ike Poole**, Steve Creekmore, Sr.
- 1999 Fred Akers, **Tommy Boyer**, Ronnie Caveness, Jimmy Johnson, Gordon Long, Gerald Nesbitt, Tom Pagnozzi, Stanley Redwine, George Walker
- 2000 Jesse Branch, Bobby Burnett, Lew Carpenter, Delmonica DeHorney, Howard "Red" Hickey, Jeff King, **Joe Kleine**, Tom Murphy, Dean Weber

- 2001 Alton Baldwin, Jim Bone, Deena Drossin, **Pat Foster**, Quinn Grovey, Glen Ray Hines, Cliff Powell, Reuben Reina, Jarrell Williams
- 2002 **Todd Day**, Bobby Crockett, Martine Bercher, Rick Schaeffer, Deane Pappas, Amber Nicholas Shirey, Harold E. "Sonney" Henson, Ronnie Underwood, Ray Hamilton
- 2003 **Johnny Adams**, Gary Anderson, Bud Canada, Chip Hooper, Fred Marshall, Jerry Mazzanti, Cynthia Moore, Scott Tabor, **Corliss Williamson**
- 2004 Brandon Burlsworth, **Jerry Carlton**, Peter Doohan, Harry Jones, Jerry Jones, Seneca Lassiter, Wayne Martin, **Lee Mayberry**, Tracy Webb Rice
- 2005 Dick Booth, Bill Gray, Leotis Harris, **Scott Hastings**, Steve Krueger, Jerry Lamb, Jon Richardson, Christy Smith, R.C. Thielemann
- 2006 Scott Bull, Dick Bumpas, Jay Donathan, Ron Hightower, Bobby Proctor, Louis Schaufele, **Martin Terry**, Amy Yoder Begley, Lance Harter
- 2007 Jim Barnes, Jackie Brasuell, Ben Cowins, Megan Flowers, Dean Garrett, Brenden Pappas, Randy Stewart, Phillip Stidham, **Scotty Thurman**
- 2008 Rodney Brand, Tommy Brasher, Bruce James, Daniel Lincoln, Ryan Lundquist, George McKinney, Gi-Gi Miller, **Darrell Walker**, Steed White
- 2009 Shawn Andrews, Richard Bell, Ron Calcagni, Veronica Campbell-Brown, **Dr. Jim Counce**, Alistair Cragg, Billy Joe Moody, Tom Pucci
- 2010 Bubba Carpenter, **Milan Creighton**, Ike Forte, Karen Gorham, Greg Koch, Kevin Scanlon, **U.S. Reed**, Tracy Robertson, Terry Don Phillips, Erick Walder, Jim Williams
- 2011 Gary Adams, Steve Cox, Jessica Koch Dailey, **Fred Grim**, **Almer Lee**, Brison Manor Jr., Jessica Field Phelan, Godfrey Siamusiye, Pat Serret, Jimmy Walker
- 2012 Edrick Floreal, **Andrew Lang**, Bill McClard, Bruce Maxwell, Ronn Reynolds, **Clyde Rhoden**, Jody Rittenhouse, Lisa Sparks, Terry Stewart, Dennis Winston


- 2013 Barry Foster, Dickey Morton, **Charles Balentine**, Calvin Davis, Greg D'Alexander, Cheryl McArton Ward, Edel Hackett, Don Christian, Buddy Sutton
- 2014 **Pat Bradley**, Freddie Childress, Shemeka Christon, Robert Cox, Graham Hood, Kenoy Kennedy, Stacy Lewis, Pat Morrison, Louis Ramsay
- 2015 Niall Bruton, Deedee Brown-Campbell, Robin Ford, Lynn Garner, **Derek Hood**, Steve Korte, Mike Loggins, Ron Meyer, Kendall Trainor
- 2016 Gregory Lasker, **Oliver Miller**, Lou Holtz, Kendrick Moore, Roddie Haley, Christie Wurth-Thomas, Tammy Kincaid-Dustin, **Tom Pickell**, Danny Rhodes
- 2017 Ken Hamlin, Madre Hill, Troy Eklund, Jack O'Keefe, Melvin Lister, Amy Wright, Chin Bee Khoo, Louis Campbell, Bo Busby
- 2018 April Steiner Bennett, Ron Fautrot, Greg Horne, Ivan Jordan, Bruce Lahay, Ewell Lee, Steve Loy, Dana McQuillin, **Rickey Medlock**, Sytia Messer, **Jonathon Modica**, Nick Schmidt, Jerry Spencer, Randy Stephens, Kim Storey Chronister
- 2019 Mike Bender, Tony Cherico, Bill Dorothy, Greg Kolenada, Jim Mabry, Ruthie Miller, Krystal Osborne, Maria Pavlidou, Dean Pryor, Tag Ridings, **James "Doc" Sexton**, Tim Siegel, Gerald Skinner, Shelly Wallace, Kevin Campbell, **James Cathcart**, Dick Cunningham David Dickey, **Joe Johnson**, David Lingmerth, Anthony Lucas, Hal McAfee, Aurelija Miseviciute, LaShaunte'a Moore, Tiffany Woolley Moyer, Wallace Spearmon Jr., Martin Smith, Tommy Trantham, Lee Yoder
- 2020 **Corey Beck**, Ralph Kruas, Amanda McCurdy, Darren McFaden, Ken Turner
- 2021 Brian Wellman, **Clint McDaniel**, George Stewart, Robert Farrell, Tiffany Wooley Moyer, Sandi Morris






TODD DAY

Not only is Arkansas' all-time leading scorers (2,395 pts) but he ranks ninth in rebounds (673), eighth in assists (319) and second in steals (271). His 449 free throws made ranks second and his 226 3-pointers made ranks fifth.



IN THIS SECTION

1,000-Point Scorers.....	120-124
30-Point Games.....	125
Scoring Records	126-127
Field Goal Records.....	128-130
Free Throw Records	131-133
Rebounding Records	134-135
Three-Point Field Goal Records	136-138
Assist Records.....	139
Block Records.....	140
Steal Records	141
Class Records	142
Team Records	143-147
Year-By-Year Comparison	148-150
100-Point Games	151
Miscellaneous Records	152
Postseason Results/Records	153-154
All-Time Series Records	155-163
Year-By-Year Records	164
Coaching Records	115
Year-By-Year Results.....	166-182



		37 Tommy Boyer (1961-63)								1,067 Points						
Seasons	G-GS	Min-Avg.	FG-FGA	Pct.	3FG-3FGA	Pct.	FT-FTA	Pct.	Off-Def-Reb.	Avg.	A	TO	Blk	Stl	Pts.	Avg.
1960-61	23	-	99-229	.432	-	-	43-58	.741	105	4.6	-	-	-	-	241	10.5
1961-62	23	-	131-308	.425	-	-	125-134	.933	111	4.8	-	-	-	-	387	16.8
1962-63	24	-	146-326	.448	-	-	147-161	.913	76	3.2	-	-	-	-	439	18.3
Totals	70	-	376-863	.436	-	-	315-353	.892	292	4.2	-	-	-	-	1,067	15.2



		38 Mike Washington (2007-10)								1,065 Points						
Seasons	G-GS	Min-Avg.	FG-FGA	Pct.	3FG-3FGA	Pct.	FT-FTA	Pct.	Off-Def-Reb.	Avg.	A	TO	Blk	Stl	Pts.	Avg.
2006-07	25-1	221-8.5	36-79	.456	4-14	.286	14-23	.609	21-21-42	1.6	6	16	7	4	90	3.5
2007-08	35-9	468-13.4	52-126	.413	7-27	.259	38-61	.623	62-76-138	3.9	18	34	24	10	149	4.3
2008-09	30-30	901-30.0	178-323	.551	5-30	.167	103-171	.602	105-189-294	9.8	27	62	39	29	464	15.5
2009-10	29-27	735-25.3	126-254	.496	6-26	.231	104-160	.650	59-118-177	6.1	22	52	37	19	362	12.5
Totals	120-67	2,325-19.4	392-782	.501	22-97	.227	259-415	.624	247-404-651	5.4	73	164	107	62	1,065	8.9




		39-t Eric Ferguson (2003-06)								1,047 Points						
Seasons	G-GS	Min-Avg.	FG-FGA	Pct.	3FG-3FGA	Pct.	FT-FTA	Pct.	Off-Def-Reb.	Avg.	A	TO	Blk	Stl	Pts.	Avg.
2002-03	28-26	932-33.3	104-296	.351	46-150	.307	51-85	.600	13-73-86	3.1	91	109	2	52	305	10.9
2003-04	28-20	724-25.9	75-202	.371	29-85	.341	48-56	.857	12-61-73	2.6	78	55	6	37	227	8.1
2004-05	30-17	817-27.2	98-245	.400	44-119	.370	23-38	.605	20-60-80	2.7	128	54	3	51	263	8.8
2005-06	31-9	782-25.2	92-228	.404	41-126	.325	27-45	.600	12-62-74	2.4	82	66	0	32	252	8.1
Totals	117-72	3,255-27.8	369-971	.380	160-480	.333	149-224	.665	57-256-313	2.7	379	284	11	172	1,047	8.9



		39-t Bobby Portis (2014-15)								1,047 Points						
Seasons	G-GS	Min-Avg.	FG-FGA	Pct.	3FG-3FGA	Pct.	FT-FTA	Pct.	Off-Def-Reb.	Avg.	A	TO	Blk	Stl	Pts.	Avg.
2013-14	34-34	918-27.0	161-316	.509	9-33	.273	87-118	.737	86-144-230	6.8	50	41	54	35	418	12.3
2014-15	36-36	1076-29.9	250-466	.536	14-30	.467	115-156	.737	133-188-321	8.9	42	56	50	39	629	17.5
Totals	70-70	1994-28.5	411-782	.526	23-63	.365	202-274	.737	219-332-551	7.9	92	97	104	74	1,047	15.0



		39-t Dusty Hannahs (2016-17)								1,047 Points						
Seasons	G-GS	Min-Avg.	FG-FGA	Pct.	3FG-3FGA	Pct.	FT-FTA	Pct.	Off-Def-Reb.	Avg.	A	TO	Blk	Stl	Pts.	Avg.
2015-16	32-20	866-27.1	174-380	.458	81-187	.433	100-115	.870	19-58-77	2.4	29	41	0	20	529	16.5
2016-17	36-23	891-24.8	168-383	.439	74-191	.387	108-119	.908	20-42-62	1.7	43	60	4	16	518	14.4
TOTAL	68-43	1757-25.8	342-763	.448	155-378	.410	208-234	.889	39-100-139	2.0	72	101	4	36	1,047	15.4



		42 Jerry Carlton (1960-62)								1,042 Points						
Seasons	G-GS	Min-Avg.	FG-FGA	Pct.	3FG-3FGA	Pct.	FT-FTA	Pct.	Off-Def-Reb.	Avg.	A	TO	Blk	Stl	Pts.	Avg.
1959-60	24	-	100-231	.433	-	-	59-80	.738	105	4.4	-	-	-	-	259	10.8
1960-61	23	-	122-281	.434	-	-	101-117	.863	96	4.2	-	-	-	-	345	15.0
1961-62	24	-	149-355	.419	-	-	140-159	.880	119	5.0	-	-	-	-	438	18.2
Totals	71	-	371-867	.428	-	-	300-356	.843	320	4.5	-	-	-	-	1,042	14.7



		43 Clint McDaniel (1992-95)								1,007 Points						
Seasons	G-GS	Min-Avg.	FG-FGA	Pct.	3FG-3FGA	Pct.	FT-FTA	Pct.	Off-Def-Reb.	Avg.	A	TO	Blk	Stl	Pts.	Avg.
1991-92	27-2	264-9.8	33-97	.340	11-35	.314	29-39	.744	12-17-29	1.1	31	31	2	26	106	3.9
1992-93	30-11	495-16.5	76-177	.429	21-73	.288	52-77	.675	24-34-58	1.9	48	34	4	45	225	7.5
1993-94	31-13	669-21.6	81-199	.407	38-108	.352	52-69	.754	22-65-87	2.8	59	30	2	53	252	8.1
1994-95	37-33	1,093-29.5	139-302	.460	55-139	.396	91-119	.765	31-82-113	3.1	90	71	1	102	424	11.5
Totals	125-59	2,521-20.2	329-775	.425	125-355	.352	224-304	.737	89-198-287	2.3	228	166	9	226	1,007	8.1



		44 Robert McKenzie (1968-70)								1,006 Points						
Seasons	G-GS	Min-Avg.	FG-FGA	Pct.	3FG-3FGA	Pct.	FT-FTA	Pct.	Off-Def-Reb.	Avg.	A	TO	Blk	Stl	Pts.	Avg.
1967-68	24	-	125-283	.442	-	-	109-132	.826	150	6.3	-	-	-	-	359	15.0
1968-69	21	-	108-242	.446	-	-	68-84	.810	104	5.0	-	-	-	-	284	13.5
1969-70	24	-	135-305	.443	-	-	95-145	.655	182	7.6	-	-	-	-	365	15.2
Totals	69	-	367-830	.442	-	-	272-361	.753	436	6.3	-	-	-	-	1,006	14.6



Most Points in a Single Game ◦ RAZORBACK RECORDS



Player	Year	Points	Opponent	Date
Rotnei Clarke	So.	51	Alcorn State	11/13/09
Martin Terry	Sr.	47	SMU	02/24/73
Martin Terry	Jr.	46	Texas A&M	01/22/72
Dean Tolson	Sr.	45	Texas A&M	03/02/74
Todd Day	Sr.	43	LSU	01/11/92
Martin Terry	Sr.	43	Memphis	12/23/72
Mason Jones	Jr.	41	Tulsa	12/14/19
Joe Kleine	Sr.	41	Iowa State	12/27/84
Dean Tolson	Sr.	41	Indiana State	01/05/74
Ricky Sugg	Jr.	41	Centenary	12/13/65
Mason Jones	Jr.	40	Auburn	02/04/20
Martin Terry	Jr.	40	Southern Illinois	12/11/71
Al Dillard	Jr.	39	Delaware State	12/11/93
Todd Day	Sr.	39	Alabama	03/14/92
Sidney Moncrief	Sr.	39	Southern Miss	12/23/78
Vernon Murphy	Jr.	39	Missouri-St. Louis	12/21/70
Mason Jones	Jr.	38	Mississippi State	02/15/20
Mason Jones	Jr.	37	Tennessee	02/26/20
Jonathon Modica	Sr.	37	South Carolina	02/04/06
Joe Kleine	Sr.	37	TCU	02/09/85
Alvin Robertson	Sr.	37	North Texas	12/17/83
Martin Terry	Sr.	37	Southern Illinois	12/30/72
Mason Jones	Jr.	36	LSU	03/04/20
Rotnei Clarke	Jr.	36	Vanderbilt	01/29/11
Joe Kleine	Sr.	36	Texas Tech	03/10/85
Dean Tolson	Sr.	36	Rice	02/09/74
Martin Terry	Sr.	36	Missouri-St. Louis	01/06/73
Vernon Murphy	Jr.	36	Baylor	03/02/71
Johnny Adams	Sr.	36	TCU	02/21/41
Bobby Portis	Fr.	35	Alabama	02/05/14
Courtney Fortson	So.	35	Mississippi State	01/28/10
Jannero Pargo	Sr.	35	Mississippi State	02/27/02
Jannero Pargo	Sr.	35	Florida	01/26/02
Lee Mayberry	Sr.	35	LSU	03/03/92
Todd Day	Sr.	35	Auburn	01/04/92
Darrell Walker	Sr.	35	Alabama State	12/15/82
Martin Terry	Sr.	35	Texas A&M	01/13/73
Martin Terry	Sr.	35	TCU	02/20/73
Martin Terry	Sr.	35	Tulane	12/9/72
Tommy Rowland	Jr.	35	Centenary	12/12/66
Tommy Boyer	Jr.	35	LSU	12/19/62
Mason Jones	Jr.	34	South Carolina	01/29/20
Isaiah Joe	So.	34	Ole Miss	01/11/20
Isaiah Joe	Fr.	34	FIU	12/01/18
Michael Washington	Jr.	34	North Texas	01/03/09
Scotty Thurman	Fr.	34	Ole Miss	01/06/93
Scotty Thurman	Fr.	34	Missouri	12/19/92
Todd Day	So.	34	Texas	01/25/90
Mario Credit	Jr.	34	Loyola-Marymount	03/16/89
Tim Scott	Jr.	34	Kansas	12/06/86
Martin Terry	Sr.	34	TCU	01/27/73
Martin Terry	Jr.	34	Texas	02/22/72
Dean Tolson	So.	34	Baylor	02/29/72
Isaiah Joe	So.	33	Texas Southern	11/19/19
Daryl Macon	Sr.	33	Tennessee	12/30/17
Dusty Hannahs	Jr.	33	Florida	03/10/16
Marshawn Powell	Jr.	33	Oklahoma	12/04/12
Jonathon Modica	So.	33	Mississippi State	02/14/04
Jannero Pargo	Sr.	33	Alabama	01/30/02
Pat Bradley	Jr.	33	South Carolina	02/18/98
Todd Day	Jr.	33	UAB	01/30/91
Joe Kleine	Sr.	33	Texas-San Antonio	12/18/84
Sidney Moncrief	Sr.	33	Rice	02/03/79
Dean Tolson	So.	33	TCU	02/12/72
Martin Terry	Jr.	33	Rice	03/04/72
Martin Terry	Jr.	33	Baylor	02/29/72
Vernon Murphy	Jr.	33	Oklahoma	01/05/71
Robert McKenzie	So.	33	Oklahoma City	01/25/68
Tommy Boyer	Jr.	33	TCU	02/10/62
George Kok	Sr.	33	Rice	02/28/48
Mason Jones	Jr.	32	Rice	11/05/18
Daniel Gafford	So.	32	LSU	01/12/19
Bobby Portis	So.	32	Vanderbilt	01/10/15
Rotnei Clarke	So.	32	East Tennessee State	11/27/09
Jannero Pargo	Sr.	32	UT Chattanooga	12/20/01
Pat Bradley	Sr.	32	Western Carolina	12/07/98
Pat Bradley	Sr.	32	North Texas	12/30/98
Scotty Thurman	So.	32	Auburn	01/15/94
Lenzie Howell	Sr.	32	Texas A&M	02/21/90

Player	Year	Points	Opponent	Date
Joe Kleine	Sr.	32	Texas	01/12/85
Joe Kleine	Sr.	32	Texas Tech	01/16/85
Joe Kleine	Jr.	32	Alabama State	12/21/83
Joe Kleine	Jr.	32	North Texas	12/17/83
Ted Thompson	Jr.	32	Western Kentucky	12/03/73
Dean Tolson	So.	32	TCU	02/12/72
Martin Terry	Jr.	32	Texas A&M	02/15/72
Jerry Carlton	Sr.	32	Rice	1962
George Kok	So.	32	Sedalia AAB	1946
George Kok	So.	32	Rice	1946
George Kok	Fr.	32	Texas A&M	1945
BJ Young	Fr.	31	Florida	02/18/12
Sonny Weems	Sr.	31	Indiana	03/21/08
Todd Day	Sr.	31	Jackson State	12/21/91
Todd Day	Jr.	31	Alabama	03/21/91
Lee Mayberry	So.	31	U.S. International	12/09/89
Lenzie Howell	Jr.	31	Texas A&M	03/11/89
Keith Wilson	Sr.	31	Texas	02/08/89
Joe Kleine	Sr.	31	Ohio State	12/01/84
Martin Terry	Sr.	31	Texas	02/13/73
Martin Terry	Jr.	31	Rice	03/04/72
Tommy Rowland	Jr.	31	Michigan	12/30/66
Tommy Boyer	Sr.	31	Baylor	1963
Tommy Boyer	Sr.	31	TCU	1963
Pete Butler	Jr.	31	Texas	1955
George Kok	Sr.	31	Pepperdine	1948
Johnny Adams	Jr.	31	Warrensburg (Mo.)	1940
Mason Jones	Jr.	30	Texas A&M	03/07/20
Mason Jones	Jr.	30	Alabama	02/01/20
Jimmy Whitt Jr.	GrSr.	30	Vanderbilt	01/15/20
Mason Jones	So.	30	Mississippi State	02/16/19
Mason Jones	So.	30	Florida	01/09/19
Daryl Macon	Jr.	30	Ole Miss	02/18/17
Michael Qualls	Jr.	30	Alabama	01/22/15
Michael Washington	Jr.	30	Southeastern Louisiana	11/14/08
Jannero Pargo	Sr.	30	Memphis	01/02/02
Joe Johnson	Fr.	30	Mississippi State	01/22/00
Pat Bradley	So.	30	Missouri	12/07/96
Corliss Williamson	So.	30	Georgia	03/11/94
Todd Day	Jr.	30	Florida State	01/21/91
Todd Day	Jr.	30	Houston	02/07/91
Mario Credit	Jr.	30	Texas	02/08/89
Sidney Moncrief	Sr.	30	Oklahoma	12/02/78
Steve Schall	Sr.	30	North Texas	01/04/79
Marvin Delph	Sr.	30	Texas	02/01/78
Marvin Delph	Jr.	30	SMU	02/02/77
Rickey Medlock	Jr.	30	SMU	02/16/74
Martin Terry	Sr.	30	Missouri Western	12/04/72
Martin Terry	Jr.	30	Rice	02/05/72
Dean Tolson	So.	30	Rice	03/04/72
Donnie Watts	Sr.	30	Rice	1971
Almer Lee	Jr.	30	Texas A&M	1971
Tommy Boyer	Sr.	30	Texas Tech	02/19/63
Manuel Whitley	Sr.	30	Texas A&M	1956

30-POINT GAME FAST FACTS

Total: 133

Total Players: 49

Most Recent: 30 by Mason Jones vs. Texas A&M (03/07/20)

Most in a Season: 10 by Martin Terry, 1973

Most in Career: 18 by Martin Terry, 1972-73

Last with Five or More in Same Season: Mason Jones, 2020 (9)

Most Recent Consecutive 30-Point Games: Mason Jones (3)*

34 vs. South Carolina (01/29/20); 30 at Alabama (02/01/20); 40 vs. Auburn (02/04/20)

* - The only Razorback with 3-straight, 30-point games

Most Recent Consecutive 30-Point Games by Different Players:


Isaiah Joe (34) at Ole Miss (01/11/20)

Jimmy Whitt Jr. (30) vs Vanderbilt (01/15/20)

Last Game with Multiple Players Scoring 30 Points:

Keith Wilson, 31 & Mario Credit, 30 vs. Texas (02/08/89)





Martin Terry is the only Arkansas player to average better than 20 points for his career, scoring 1,368 points in 52 games.

SEASON

1.	28.27	Martin Terry (735 pts, 26 gms)	#-LED SWC	1973
2.	24.35	Martin Terry (633 pts, 26 gms)		1972
3.	22.73	Todd Day (500 pts, 22 gms)		1992
4.	22.48	Dean Tolson (472 pts, 21 gms)		1974
5.	22.09	Joe Kleine (773 pts, 35 gms)	#-LED SWC	1985
6.	22.03	Mason Jones (683 pts, 31 gms)	#-LED SEC	2020
7.	22.00	Sidney Moncrief (660 pts, 30 gms)		1979
8.	20.68	Todd Day (786 pts, 38 gms)		1991
9.	20.44	Corliss Williamson (695 pts, 34 gms)		1994
10.	20.39	George Kok (469 pts, 23 gms)	#-LED SWC	1948

CAREER (MINIMUM 50 GMS)

1.	26.31	Martin Terry (1,368 pts, 52 gms)		1972-73
2.	18.99	Corliss Williamson (1,728 pts, 91 gms)		1993-95
3.	18.89	Todd Day (2,395 pts, 127 gms)		1989-92
4.	18.28	Dean Tolson (1,316 pts, 72 gms)		1972-74
5.	18.07	Joe Kleine (1,753 pts, 97 gms)		1983-85
6.	17.63	Mason Jones (1,146 pts, 65 gms)		2019-20
7.	17.31	George Kok (1,644 pts, 95 gms)		1945-48
8.	17.25	Almer Lee (897 pts, 52 gms)		1970-72
9.	16.93	Sidney Moncrief (2,066 pts, 122 gms)		1976-79
10.	16.63	Vernon Murphy (848 pts, 51 gms)		1970-72

SEC SEASON

1.	23.55	Mason Jones (424 pts, 18 gms)		2020
2.	23.00	Todd Day (368 pts, 16 gms)		1992
3.	21.75	Corliss Williamson (348 pts, 16 gms)		1995
4.	20.81	Corliss Williamson (333 pts, 16 gms)		1994
5.	18.81	Ronnie Brewer (301 pts, 16 gms)		2006
6.	18.61	Bobby Portis (335 pts, 18 gms)		2015
7.	18.00	Courtney Fortson (288 pts, 16 gms)		2010
8.	17.75	Jonathon Modica (284 pts, 16 gms)		2006
9.	17.25	Sonny Weems (276 pts, 16 gms)		2008
10.	17.19	Scotty Thurman (275 pts, 16 gms)		1994

SEC CAREER (MINIMUM 30 GMS)

1.	19.68	Corliss Williamson (866 pts, 44 gms)		1993-95
2.	18.92	Mason Jones (681 pts, 36 gms)		2019-20
3.	17.06	Scotty Thurman (819 pts, 48 gms)		1993-95
4.	16.55	Courtney Fortson (513 pts, 31 gms)		2009-10
5.	15.69	Ronnie Brewer (753 pts, 48 gms)		2004-06
6.	15.36	Bobby Portis (553 pts, 36 gms)		2014-15
7.	15.31	Jannero Pargo (490 pts, 32 gms)		2001-02
8.	14.92	Dusty Hannahs (537 pts, 36 gms)		2016-17
9.	14.82	BJ Young (502 pts, 34 gms)		2012-13
10.	14.53	Joe Johnson (436 pts, 30 gms)		2000-01

SCORING AVERAGE LEADERS

Year	Player	G	Pts.	Avg.
2020-21	Moses Moody	32	539	16.8
2019-20	Mason Jones # (8th in NCAA)	31	683	22.0
2018-19	Daniel Gafford	32	542	16.9
2017-18	Jaylen Barford	35	628	17.9
2016-17	Dusty Hannahs	36	518	14.4
2015-16	Dusty Hannahs	32	529	16.5
2014-15	Bobby Portis	36	629	17.5
2013-14	Rashad Madden	33	419	12.7
2012-13	BJ Young	31	470	15.2
2011-12	BJ Young	32	488	15.3
2010-11	Rotnei Clarke	31	471	15.2
2009-10	Courtney Fortson	18	323	17.9
2008-09	Michael Washington	30	464	15.5
2007-08	Sonny Weems	34	509	15.0
2006-07	Patrick Beverley	35	485	13.9
2005-06	Ronnie Brewer	32	589	18.4
2004-05	Ronnie Brewer	30	486	16.2
2003-04	Jonathon Modica	28	462	16.5
2002-03	Jonathon Modica	28	323	11.5
2001-02	Jannero Pargo	29	482	16.6
2000-01	Joe Johnson	30	427	14.2
1999-00	Joe Johnson	23	368	16.0
1998-99	Pat Bradley	34	480	14.1
1997-98	Pat Bradley	33	489	14.8
1996-97	Pat Bradley	32	461	14.4
1995-96	Kareem Reid	33	426	12.9

Year	Player	G	Pts.	Avg.
1994-95	Corliss Williamson	39	770	19.7
1993-94	Corliss Williamson	34	695	20.4
1992-93	Scotty Thurman	31	540	17.4
1991-92	Todd Day	22	500	22.7
1990-91	Todd Day	38	786	20.7
1989-90	Todd Day	35	684	19.5
1988-89	Lenzie Howell	32	466	14.6
1987-88	Ron Huery	30	403	13.4
1986-87	Tim Scott	33	393	11.9
1985-86	William Mills	24	331	13.8
1984-85	Joe Kleine #	35	773	22.1
1983-84	Joe Kleine	32	581	18.2
1982-83	Darrell Walker #	30	546	18.2
1981-82	Scott Hastings	29	539	18.6
1980-81	Scott Hastings	32	523	16.3
1979-80	Scott Hastings	29	469	16.2
1978-79	Sidney Moncrief	30	660	22.0
1977-78	Ron Brewer	36	647	18.0
1976-77	Marvin Delph	28	552	19.7
1975-76	Marvin Delph	27	440	16.3
1974-75	Kent Allison	26	393	15.1
1973-74	Dean Tolson	21	472	22.5
1972-73	Martin Terry # (8th in NCAA)	26	735	28.3
1971-72	Martin Terry	26	633	24.3
1970-71	Almer Lee	23	441	19.2
1969-70	Almer Lee	24	408	17.0

Year	Player	G	Pts.	Avg.
1968-69	James Eldridge	24	328	13.7
1967-68	James Eldridge	24	398	16.6
1966-67	Tommy Rowland	24	443	18.5
1965-66	Ricky Sugg	24	328	13.6
1964-65	Ricky Sugg	24	340	14.2
1963-64	Jim Magness	24	356	14.8
1962-63	Tommy Boyer	24	439	18.3
1961-62	Jerry Carlton	24	438	18.2
1960-61	Pat Foster	23	355	15.4
1959-60	Clyde Rhoden	24	389	16.2
1958-59	Clyde Rhoden	24	350	14.6
1957-58	Fred Grim	27	380	14.1
1956-57	Terry Day	24	301	12.5
1955-56	Manuel Whitley	24	409	17.0
1954-55	Jerald Barnett	24	247	10.3
1953-54	Jerald Barnett	23	225	9.8
1952-53	Gene Lambert	21	270	12.9
1951-52	Walter Kearns	24	216	9.0
1950-51	Billy Hester	22	204	9.3
1949-50	Jim Cathcart	23	233	10.1
1948-49	Bob Ambler	26	259	10.0
1947-48	George Kok # (6th in NCAA)	24	469	19.5
1946-47	Al Williams	24	380	15.8

#-LED SEC (1991-92 season to pres)/SWC





GAME

1.	51	Rotnei Clarke vs. Alcorn State	11/13/09
2.	47	Martin Terry vs. SMU	02/24/73
3.	46	Martin Terry vs. Texas A&M	01/22/72
4.	45	Dean Tolson vs. Texas A&M	03/02/74
5.	43	Todd Day at LSU	01/11/92
	43	Martin Terry vs. Memphis	12/23/72
7.	41	Mason Jones vs. Tulsa	12/14/19
	41	Joe Kleine vs. Iowa State	12/27/84
	41	Dean Tolson at Indiana State	01/05/74
	41	Ricky Sugg at Centenary	12/13/65
11.	40	Mason Jones vs. Auburn	02/04/20
	40	Martin Terry vs. Southern Illinois	12/11/71

SEASON

1.	786	Todd Day	1991
2.	773	Joe Kleine	1985
3.	770	Corliss Williamson	1995
4.	735	Martin Terry	1973
5.	695	Corliss Williamson	1994
6.	684	Todd Day	1990
7.	683	Mason Jones	2020
8.	660	Sidney Moncrief	1979
9.	647	Ron Brewer	1978
10.	633	Martin Terry	1972

CAREER

1.	2,395	Todd Day	1989-92
2.	2,066	Sidney Moncrief	1976-79
3.	1,940	Lee Mayberry	1989-92
4.	1,779	Scott Hastings	1979-82
5.	1,765	Pat Bradley	1996-99
6.	1,753	Joe Kleine	1983-85
7.	1,742	Marvin Delph	1975-78
8.	1,728	Corliss Williamson	1993-95
9.	1,674	Oliver Miller	1989-92
10.	1,650	Scotty Thurman	1993-95

SEC GAME

1.	43	Todd Day at LSU	01/11/92
2.	40	Mason Jones vs. Auburn	02/04/20
3.	38	Mason Jones vs. Mississippi State	02/25/20
4.	37	Mason Jones vs. Tennessee	02/26/20
	37	Jonathon Modica vs. South Carolina	02/04/06
	37	Mason Jones vs. LSU	03/04/20
7.	36	Rotnei Clarke at Vanderbilt	01/29/11
8.	35	Bobby Portis vs. Alabama	02/05/14
	35	Courtney Fortson vs. Mississippi State	01/28/10
	35	Jannero Pargo at Miss. St.	02/27/02
	35	Jannero Pargo vs. Florida	01/26/02
	35	Lee Mayberry vs. LSU	03/03/92
	35	Todd Day vs. Auburn	01/04/92

NOTE: Todd Day scored 39 vs Alabama in 1992 SEC Tournament

SEC SEASON

1.	424	Mason Jones	2020
2.	368	Todd Day	1992
3.	348	Corliss Williamson	1995
4.	335	Bobby Portis	2015
5.	333	Corliss Williamson	1994
6.	301	Ronnie Brewer	2006
7.	289	Anthlon Bell	2016
8.	288	Courtney Fortson	2010
9.	284	Jonathon Modica	2006
10.	278	Moses Kingsley	2016

SEC CAREER

1.	866	Corliss Williamson	1993-95
2.	855	Jonathon Modica	2003-06
3.	834	Pat Bradley	1996-99
4.	819	Scotty Thurman	1993-95
5.	753	Ronnie Brewer	2004-06
6.	701	Marshawn Powell	2010-13
7.	681	Mason Jones	2019-20
8.	668	Kareem Reid	1996-99
9.	647	Rotnei Clarke	2009-11
10.	635	Darian Townes	2005-08



Todd Day owns the program record for most points in a season (786) and for a career (2,395).

POINTS LEADERS

Year	Player	G	Pts.	Avg.
2020-21	Moses Moody	32	539	16.8
2019-20	Mason Jones	31	683	22.0
2018-19	Daniel Gafford	32	542	16.9
2017-18	Jaylen Barford	35	628	17.9
2016-17	Dusty Hannahs	36	518	14.4
2015-16	Dusty Hannahs	32	529	16.5
2014-15	Bobby Portis	36	629	17.5
2013-14	Rashad Madden	33	419	12.7
2012-13	BJ Young	31	470	15.2
2011-12	BJ Young	32	488	15.3
2010-11	Rotnei Clarke	31	471	15.2
2009-10	Marshawn Powell	32	478	14.9
2008-09	Michael Washington	30	464	15.5
2007-08	Sonny Weems	34	509	15.0
2006-07	Patrick Beverley	35	485	13.9
2005-06	Ronnie Brewer	32	589	18.4
2004-05	Ronnie Brewer	30	486	16.2
2003-04	Jonathon Modica	28	462	16.5
2002-03	Jonathon Modica	28	323	11.5
2001-02	Jannero Pargo	29	482	16.6
2000-01	Joe Johnson	30	427	14.2
1999-00	Joe Johnson	23	368	16.0
1998-99	Pat Bradley	34	480	14.1
1997-98	Pat Bradley	33	489	14.8
1996-97	Pat Bradley	32	461	14.4
1995-96	Kareem Reid	33	426	12.9

Year	Player	G	Pts.	Avg.
1994-95	Corliss Williamson	39	770	19.7
1993-94	Corliss Williamson	34	695	20.4
1992-93	Scotty Thurman	31	540	17.4
1991-92	Lee Mayberry	34	518	15.2
1990-91	Todd Day	38	786	20.7
1989-90	Todd Day	35	684	19.5
1988-89	Lenzie Howell	32	466	14.6
1987-88	Ron Huery	30	403	13.4
1986-87	Tim Scott	33	393	11.9
1985-86	Mike Ratliff	28	368	13.1
1984-85	Joe Kleine	35	773	22.1
1983-84	Joe Kleine	32	581	18.2
1982-83	Darrell Walker	30	546	18.2
1981-82	Scott Hastings	29	539	18.6
1980-81	Scott Hastings	32	523	16.3
1979-80	Scott Hastings	29	469	16.2
1978-79	Sidney Moncrief	30	660	22.0
1977-78	Ron Brewer	36	647	18.0
1976-77	Marvin Delph	28	552	19.7
1975-76	Marvin Delph	27	440	16.3
1974-75	Kent Allison	26	393	15.1
1973-74	Dean Tolson	21	472	22.5
1972-73	Martin Terry	26	735	28.3
1971-72	Martin Terry	26	633	24.3
1970-71	Vernon Murphy	26	458	17.6
1969-70	Almer Lee	24	408	17.0

Year	Player	G	Pts.	Avg.
1968-69	James Eldridge	24	328	13.7
1967-68	James Eldridge	24	398	16.6
1966-67	Tommy Rowland	24	443	18.5
1965-66	Ricky Sugg	24	328	13.6
1964-65	Ricky Sugg	24	340	14.2
1963-64	Jim Magness	24	356	14.8
1962-63	Tommy Boyer	24	439	18.3
1961-62	Jerry Carlton	24	438	18.2
1960-61	Pat Foster	23	355	15.4
1959-60	Clyde Rhoden	24	389	16.2
1958-59	Clyde Rhoden	24	350	14.6
1957-58	Fred Grim	27	380	14.1
1956-57	Terry Day	24	301	12.5
1955-56	Manuel Whitley	24	409	17.0
1954-55	Jerald Barnett	24	247	10.3
1953-54	Jerald Barnett	23	225	9.8
1952-53	Gene Lambert	21	270	12.9
1951-52	Walter Kearns	24	216	9.0
1950-51	Billy Hester	22	204	9.3
1949-50	Jim Cathcart	23	233	10.1
1948-49	Bob Ambler	26	259	10.0
1947-48	George Kok	23	469	20.4
1946-47	Al Williams	24	380	15.8





As a junior in 1990-91, **Oliver Miller** led the nation in field goal percentage, making seven or more field goals in 22 contests.

GAME (MINIMUM 8 ATTS)

1.	1.000	Daniel Gafford vs. Montana State (8-8)	11/21/18
	1.000	Daniel Gafford vs. Minnesota (8-8)	12/09/17
	1.000	Bobby Portis vs. UTSA (8-8)	01/04/13
	1.000	Daryll Saulsberry vs. MacMurray (10-10)	01/04/75
	1.000	Lee Wilson vs. Montevallo (9-9)	02/25/95
	1.000	Steve Schall vs. Weber St. (9-9)	03/11/79
	1.000	Darrell Hawkins vs. Missouri State (8-8)	12/17/92
	1.000	Coty Clarke at Florida (8-8)	02/23/13
	1.000	Joe Kleine vs. St. Peter's (8-8)	12/28/83
8.	.923	Landis Williams vs. Montevallo (12-13)	02/25/95
9.	.909	Sunday Adebayo vs. Alcorn State (10-11)	12/21/95
	.909	Oliver Miller vs. Murray St. (10-11)	03/19/92
	.909	Joe Kleine at Rice (10-11)	01/27/84

SEASON (MINIMUM 100 ATTS)

1.	.704	Oliver Miller (254-361) * -Led NCAA	1991
2.	.699	Leroy Sutton (79-113)	1983
3.	.665	Sidney Moncrief (149-224)	1976
4.	.662	Leroy Sutton (100-151)	1984
5.	.660	Daniel Gafford (214-324) #-LED SEC	2019
6.	.649	Sidney Moncrief (157-242)	1977
7.	.641	Steven Hill (93-145)	2007
8.	.639	Oliver Miller (152-238)	1990
9.	.626	Corliss Williamson (273-436)	1994
10.	.619	Steve Schall (138-223)	1979

CAREER (MINIMUM 500 ATTS)

1.	.636	Oliver Miller (680-1,069)	1989-92
2.	.635	Daniel Gafford (378-595)	2018-19
3.	.606	Sidney Moncrief (739-1,220)	1976-79
4.	.593	Mario Credit (439-740)	1987-90
5.	.585	Joe Kleine (668-1,142)	1983-85
6.	.5832	Charles Ballentine (333-571)	1982-85
7.	.5830	Corliss Williamson (657-1,127)	1993-95
8.	.557	Steve Schall (351-608)	1976-79
9.	.566	Ron Brewer (587-1,038)	1976-78
10.	.544	Scott Hastings (665-1,223)	1979-82

SEC GAME (MINIMUM 9 ATTS)

1.	.889	Marshawn Powell vs. Vanderbilt (8-9)	01/12/13
	.889	Corliss Williamson at LSU (8-9)	02/02/93
3.	.846	Corliss Williamson vs. LSU (11-13)	01/11/94
4.	.833	Corliss Williamson vs. S. Carolina (10-12)	01/22/94
5.	.818	Patrick Beverley vs. Auburn (9-11)	03/08/08
	.818	Derek Hood vs. Auburn (9-11)	02/24/99
	.818	Corliss Williamson vs. Ole Miss (9-11)	01/05/94
	.818	Oliver Miller vs. Mississippi St. (9-11)	01/15/92
9.	.800	Steven Hill vs. LSU (8-10)	01/20/07
10.	.786	Corliss Williamson vs. Vanderbilt (11-14)	02/01/94

SEC SEASON (MINIMUM 90 ATTS)

1.	.652	Corliss Williamson (129-198)	1994
2.	.647	Daniel Gafford (121-187)	2019
3.	.625	Darian Townes (70-112)	2008
4.	.594	Oliver Miller (82-138)	1992
5.	.592	Dwight Stewart (58-98)	1993
6.	.589	Justin Smith (66-112)	2021
7.	.588	Corliss Williamson (70-119)	1993
8.	.560	Bobby Portis (136-243)	2015
	.560	Sunday Adebayo (51-91)	1996
10.	.555	Derek Hood (86-155)	1999

SEC CAREER (MINIMUM 200 ATTS)

1.	.621	Daniel Gafford (213-343)	2018-19
2.	.589	Corliss Williamson (318-540)	1993-95
3.	.540	Corey Beck (116-215)	1993-95
4.	.530	Bobby Portis (219-413)	2014-15
5.	.528	Darian Townes (262-496)	2005-08
6.	.513	Darrell Hawkins (123-240)	1992-93
7.	.512	Lee Wilson (109-213)	1994-97
8.	.498	Todd Day (128-257)	1992
9.	.496	Derek Hood (251-506)	1996-99
10.	.481	Mike Washington (177-368)	2007-10

FIELD GOAL PCT LEADERS

(MINIMUM 100 ATTEMPTS)

Season	Player	FGM	FGA	Pct.
2020-21	Justin Smith	159	292	.545
2019-20	Jimmy Whitt Jr.	181	372	.487
2018-19	Daniel Gafford #	214	324	.660
2017-18	Daniel Gafford	164	271	.605
2016-17	Manuale Watkins	93	165	.564
2015-16	Moses Kingsley	183	334	.548
2014-15	Bobby Portis	250	466	.536
2013-14	Bobby Portis	161	316	.509
2012-13	Coty Clarke	76	148	.514
2011-12	BJ Young	177	351	.504
2010-11	Delvon Johnson	111	204	.544
2009-10	Marshawn Powell	190	380	.500
2008-09	Michael Washington	178	323	.551
2007-08	Darian Townes	168	279	.602
2006-07	Steven Hill	93	145	.641
2005-06	Charles Thomas	103	198	.520
2004-05	Jonathon Modica	103	198	.520
2003-04	Ronnie Brewer	125	260	.481
2002-03	Dionisio Gomez	91	195	.467
2001-02	Dionisio Gomez	61	116	.526
2000-01	Alonzo Lane	88	171	.515
1999-00	Alonzo Lane	108	193	.560
1998-99	Derek Hood #	173	306	.565
1997-98	Landis Williams	84	139	.604
1996-97	Lee Wilson	84	157	.535
1995-96	Lee Wilson	86	162	.531
1994-95	Corliss Williamson	283	515	.550

Season	Player	FGM	FGA	Pct.
1993-94	Corliss Williamson	273	436	.626
1992-93	Corliss Williamson	101	176	.574
1991-92	Oliver Miller	186	309	.602
1990-91	Oliver Miller * #	254	361	.704
1989-90	Oliver Miller	152	238	.639
1988-89	Mario Credit	149	246	.606
1987-88	Mario Credit	107	183	.585
1986-87	Mario Credit	77	126	.611
1985-86	Eric Poerschke	56	113	.496
1984-85	Joe Kleine	294	484	.607
1983-84	Leroy Sutton	100	151	.662
1982-83	Leroy Sutton	79	113	.699
1981-82	Tony Brown	109	185	.589
1980-81	Scott Hastings	192	341	.563
1979-80	U.S. Reed	166	298	.557
1978-79	Steve Schall	138	223	.619
1977-78	Sidney Moncrief	209	354	.590
1976-77	Sidney Moncrief	157	242	.649
1975-76	Sidney Moncrief *	149	224	.665
1974-75	Kent Allison	172	282	.610
1973-74	Dean Tolson	204	373	.547
1972-73	Martin Terry	264	508	.520
1971-72	Doug Campbell	73	142	.514
1970-71	Donnie Watts	149	290	.514
1969-70	Ricky Tanneberger	75	161	.460
1968-69	Ricky Tanneberger	94	200	.470
1967-68	James Eldridge	155	305	.508

Season	Player	FGM	FGA	Pct.
1966-67	Tommy Rowland	148	300	.483
1965-66	J.D. McConnell	120	259	.463
1964-65	John Talkington	107	220	.486
1963-64	Warren Vogel	111	242	.459
	Ricky Sugg	85	185	.459
1962-63	Jim Magness	87	183	.475
1961-62	Jim Wilson	74	163	.454
1960-61	Ronnie Garner	102	212	.482
1959-60	Jerry Carlton	100	231	.433
1958-59	Clyde Rhoden	131	314	.417
1957-58	Harry Thompson	94	241	.390
1956-57	Fred Grim	107	297	.360
1955-56	Manuel Whitley	135	322	.419
1954-55	Jerald Barnett	88	199	.442
1953-54	Norman Smith	61	155	.393
1952-53	Raymond Shaw	60	151	.398
1951-52	Gene Lambert	74	166	.445
1950-51	Billy Hester	71	149	.476

Led the SEC/SWC

* Led the NCAA





GAME

1.	20	Dean Tolson vs. Texas A&M	03/02/74
2.	17	Dean Tolson vs. Rice	02/09/74
	17	Martin Terry vs. Southern Illinois	02/11/71
4.	16	Todd Day at LSU	01/11/92
	16	Dean Tolson vs. Indiana State	01/05/74
	16	Martin Terry vs. SMU	02/24/73
	16	Vernon Murphy vs. Missouri-St. Louis	12/21/70
8.	16	Rotnei Clarke vs. Alcorn State	11/13/09
	15	Joe Kleine vs. Iowa State	12/27/84
	15	Joe Kleine vs. UTSA	12/18/84
	15	Darrell Walker vs. Alabama State	12/15/82

SEASON

1.	294	Joe Kleine	1985
2.	283	Corliss Williamson	1995
3.	277	Todd Day	1991
4.	273	Corliss Williamson	1994
5.	264	Martin Terry	1973
6.	258	Ron Brewer	1978
7.	254	Oliver Miller	1991
8.	253	Marvin Delph	1978
9.	250	Bobby Portis	2015
10.	245	Marvin Delph	1977

CAREER

1.	835	Todd Day	1989-92
2.	762	Marvin Delph	1975-78
3.	739	Sidney Moncrief	1976-79
4.	723	Lee Mayberry	1989-92
5.	680	Oliver Miller	1989-92
6.	674	George Kok	1945-48
7.	668	Joe Kleine	1983-85
8.	665	Scott Hastings	1979-82
9.	657	Corliss Williamson	1993-95
10.	611	Scotty Thurman	1993-95

FIELD GOALS MADE LEADERS

Season	Player	FGM	FGA	Pct.
2020-21	Moses Moody	165	286	.427
2019-20	Mason Jones	191	422	.453
2018-19	Daniel Gafford	214	324	.660
2017-18	Jaylen Barford #	224	477	.470
2016-17	Jaylen Barford	174	397	.438
2015-16	Moses Kingsley	183	334	.548
2014-15	Bobby Portis (6th in NCAA for 2015)	250	466	.536
2013-14	Bobby Portis	161	316	.509
2012-13	BJ Young	180	401	.449
2011-12	BJ Young	177	351	.504
2010-11	Rotnei Clarke	144	328	.439
2009-10	Marshawn Powell	190	380	.500
2008-09	Michael Washington	178	323	.551
2007-08	Sonny Weems	197	425	.464
2006-07	Sonny Weems	161	332	.485
2005-06	Ronnie Brewer	197	447	.441
2004-05	Ronnie Brewer	171	360	.475
2003-04	Jonathon Modica	157	340	.463
2002-03	Jonathon Modica	117	252	.464
2001-02	Jannero Pargo	165	359	.460
2000-01	Joe Johnson	162	346	.468
1999-00	Joe Johnson	140	302	.464
1998-99	Derek Hood	173	306	.565
1997-98	Pat Bradley	161	421	.382
1996-97	Pat Bradley	150	339	.442

SEC GAME

1.	16	Todd Day at LSU	01/11/92
2.	14	Jimmy Whitt Jr. vs. Vanderbilt	01/15/20
	14	Daniel Gafford vs. LSU	01/12/19
	14	Bobby Portis vs. Alabama	02/05/14
5.	13	Bobby Portis vs. Vanderbilt	01/10/15
6.	12	Mason Jones vs. Auburn	02.04.20
	12	Daniel Gafford at Missouri	02/12/19
	12	Rotnei Clarke at Vanderbilt	01/29/11
	12	Marshawn Powell vs. Vanderbilt	02/27/10
	12	Jonathon Modica vs. Miss. St.	02/14/04
	12	Pat Bradley vs. South Carolina	02/18/98
	12	Corliss Williamson at Mississippi State	01/09/94
	12	Scotty Thurman at Auburn	01/15/94
	12	Scotty Thurman vs. Ole Miss	01/06/93
	12	Lee Mayberry vs. LSU	03/03/92

NOTE: Todd Day made 14 FG vs Alabama in 1992 SEC Tournament
Corliss Williamson made 12 FG vs Georgia in 1994 SEC Tourney

SEC SEASON

1.	136	Bobby Portis	2015
2.	129	Corliss Williamson	1994
3.	128	Todd Day	1992
4.	121	Daniel Gafford	2019
5.	119	Corliss Williamson	1995
6.	118	Mason Jones	2020
7.	117	Jaylen Barford	2018
8.	103	Scotty Thurman	1994
9.	102	Scotty Thurman	1993
	102	Sonny Weems	2008

SEC CAREER

1.	318	Corliss Williamson	1993-95
2.	300	Scotty Thurman	1993-95
3.	295	Jonathon Modica	2003-06
4.	271	Marshawn Powell	2010-13
5.	269	Pat Bradley	1996-99
6.	262	Darian Townes	2005-08
7.	251	Derek Hood	1996-99
8.	250	Ronnie Brewer	2004-06
9.	227	Kareem Reid	1996-99
10.	219	Bobby Portis	2014-15




Corliss Williamson led the Razorbacks in made field goals each of his three seasons on campus and is the all-time leader in SEC play.

Season	Player	FGM	FGA	Pct.
1970-71	Almer Lee	167	333	.502
1969-70	Almer Lee	180	418	.431
1968-69	James Eldridge	141	308	.458
1967-68	James Eldridge	155	305	.508
1966-67	Tommy Rowland	148	300	.483
1965-66	Ricky Sugg	122	273	.447
1964-65	Ricky Sugg	129	268	.481
1963-64	Jim Magness	125	310	.403
1962-63	Tommy Boyer	146	326	.448
1961-62	Jerry Carlton	149	355	.419
1960-61	Jerry Carlton	122	281	.434
1959-60	Ronnie Garner	135	345	.391
1958-59	Clyde Rhoden	131	314	.417
1957-58	Fred Grim	147	396	.371
1956-57	Terry Day	113	422	.268
1955-56	Manuel Whitley	135	322	.419
1954-55	Jerald Barnett	88	199	.442
1953-54	Jerald Barnett	81	225	.360
1952-53	Gene Lambert	87	263	.331
1951-52	Walter Kearns	82	268	.306
1950-51	D.L. Miller	72	174	.414

Led the SEC





Marvin Delph ranks third all-time in field goal attempts, leading the Razorbacks in scoring as a sophomore and junior.

GAME

1.	36	Deal Tolson vs. Texas A&M	03/02/74
2.	30	Dean Tolson vs. TCU	02/12/72
3.	29	Martin Terry vs. SMU	01/30/73
	29	Terry Day at Oklahoma	12/01/57
5.	28	Pat Bradley vs. North Texas	12/30/98
	28	Ronnie Garner at SMU	03/02/60
7.	27	Courtney Fortson at Vanderbilt	03/08/09
	27	Martin Terry at TCU	02/20/73
9.	26	Courtney Fortson at Mississippi State	01/14/10
	26	Todd Day at LSU	01/11/92
	26	Darrell Walker vs. Alabama State	12/15/82

SEASON

1.	586	Todd Day	1991
2.	515	Corliss Williamson	1995
3.	508	Martin Terry	1973
4.	486	Ron Brewer	1978
5.	484	Joe Kleine	1985
6.	483	Todd Day	1990
7.	477	Jaylen Barford #	2018
8.	466	Bobby Portis	2015
9.	460	Marvin Delph	1977
10.	454	Martin Terry	1972

CAREER

1.	1,744	Todd Day	1989-92
2.	1,460	Lee Mayberry	1989-92
3.	1,440	Marvin Delph	1975-78
4.	1,412	Pat Bradley	1996-99
5.	1,318	Scotty Thurman	1993-95
6.	1,223	Scott Hastings	1979-82
7.	1,220	Sidney Moncrief	1976-79
8.	1,216	Kareem Reid	1996-99
9.	1,166	Jonathon Modica	2003-06
10.	1,156	Ron Huery	1987-88, 90-91

SEC GAME

1.	27	Courtney Fortson at Vanderbilt	03/08/09
2.	26	Courtney Fortson at Miss. St.	01/14/10
	26	Todd Day at LSU	01/11/92
4.	25	Moses Moody at Alabama	01/16/21
	25	Scotty Thurman vs. Ole Miss	01/06/93
6.	23	Scotty Thurman at Alabama	02/15/95
	23	Todd Day vs. Vanderbilt	02/12/92
8.	22	Pat Bradley at Kentucky	01/17/98
9.	21	Marshawn Powell vs. Vanderbilt	02/27/10
	21	Mike Washington at LSU	01/31/09
	21	Corliss Williamson at Mississippi State	01/19/94
	21	Scotty Thurman vs. Tennessee	02/16/93
	21	Todd Day at Georgia	02/18/92

NOTE: Corliss Williamson att. 21 FG vs Kentucky in 1994 SEC Tourney

SEC SEASON

1.	270	Mason Jones	2020
2.	261	Jaylen Barford #	2018
3.	257	Todd Day	1992
4.	243	Bobby Portis	2015
5.	240	Courtney Fortson	2010
6.	229	Sonny Weems	2008
7.	226	Pat Bradley	1998
8.	225	Ronnie Brewer	2006
9.	224	Anthlon Bell	2016
10.	223	Corliss Williamson	1995

SEC CAREER

1.	695	Pat Bradley	1996-99
2.	666	Jonathon Modica	2003-06
3.	645	Scotty Thurman	1993-95
4.	573	Ronnie Brewer	2003-06
5.	567	Marshawn Powell	2010-13
6.	545	Kareem Reid	1996-99
7.	540	Corliss Williamson	1993-95
8.	524	Eric Ferguson	2003-06
9.	509	Anthlon Bell	2013-16
10.	506	Derek Hood	1996-99

FIELD GOALS ATTEMPTED LEADERS

Season	Player	FGM	FGA	Pct.
2020-21	Moses Moody	165	286	.427
2019-20	Mason Jones	191	422	.453
2018-19	Daniel Gafford	214	324	.660
2017-18	Jaylen Barford #	224	477	.470
2016-17	Jaylen Barford	174	397	.438
2015-16	Anthlon Bell	172	402	.428
2014-15	Bobby Portis	250	466	.536
2013-14	Bobby Portis	161	316	.509
2012-13	BJ Young	180	401	.449
2011-12	BJ Young	177	351	.504
2010-11	Rotnei Clarke	144	328	.438
2009-10	Marshawn Powell	190	380	.500
2008-09	Courtney Fortson	154	363	.424
2007-08	Sonny Weems	197	425	.464
2006-07	Patrick Beverley	150	351	.427
2005-06	Ronnie Brewer	197	447	.441
2004-05	Ronnie Brewer	171	360	.475
2003-04	Jonathon Modica	157	340	.463
2002-03	Eric Ferguson	104	296	.351
2001-02	Jannero Pargo	165	359	.460
2000-01	Joe Johnson	162	346	.468
1999-00	Chris Walker	129	315	.410
1998-99	Pat Bradley	158	396	.399
1997-98	Pat Bradley	161	421	.382
1996-97	Pat Bradley	150	339	.442

Season	Player	FGM	FGA	Pct.
1995-96	Kareem Reid	141	357	.395
1994-95	Corliss Williamson	283	515	.550
1993-94	Corliss Williamson	273	436	.626
1992-93	Scotty Thurman	204	439	.465
1991-92	Lee Mayberry	181	368	.492
1990-91	Todd Day	277	586	.473
1989-90	Todd Day	237	483	.491
1988-89	Keith Wilson	162	347	.467
1987-88	Ron Huery	147	324	.454
1986-87	Tim Scott	125	327	.382
1985-86	Mike Ratliffe	137	298	.460
1984-85	Joe Kleine	294	484	.607
1983-84	Alvin Robertson	187	375	.494
1982-83	Darrell Walker	197	374	.527
1981-82	Scott Hastings	204	369	.553
1980-81	Scott Hastings	192	341	.563
1979-80	Scott Hastings	172	322	.534
1978-79	Scott Hastings	229	400	.560
1977-78	Ron Brewer	258	486	.531
1976-77	Marvin Delph	245	460	.533
1975-76	Marvin Delph	196	393	.499
1974-75	Kent Allison	172	282	.610
1973-74	Dean Tolson	204	373	.547
1972-73	Martin Terry	264	508	.520
1971-72	Martin Terry	213	454	.469

Season	Player	FGM	FGA	Pct.
1970-71	Vernon Murphy	165	340	.485
1969-70	Almer Lee	180	418	.431
1968-69	James Eldridge	141	308	.458
1967-68	James Eldridge	155	305	.508
1966-67	Tommy Rowland	148	300	.483
1965-66	Ricky Sugg	122	273	.447
1964-65	Ricky Sugg	129	268	.481
1963-64	Jim Magness	125	310	.403
1962-63	Tommy Boyer	146	326	.448
1961-62	Jerry Carlton	149	355	.419
1960-61	Jerry Carlton	122	281	.434
1959-60	Ronnie Garner	135	345	.391
1958-59	Clyde Rhoden	131	314	.417
1957-58	Fred Grim	147	396	.371
1956-57	Terry Day	113	422	.268
1955-56	Manuel Whitley	135	322	.419
1954-55	Pete Butler	76	223	.341
1953-54	Orval Elkins	63	227	.277
1952-53	Walter Kearns	86	276	.312
1951-52	Walter Kearns	82	268	.306
1950-51	D.L. Miller	72	174	.414

Led the SEC





GAME (MINIMUM 11 ATTEMPTS)

1.	1.000	Isaiah Joe vs. Tennessee (12-12)	02/26/20
	1.000	Daryl Macon vs. Texas (14-14)	12/17/16
	1.000	Alandise Harris vs. SMU (11-11)	11/18/13
	1.000	Kareem Reid vs. Memphis (14-14)	02/19/98
	1.000	Ron Huery vs. California (12-12)	12/30/86
	1.000	Scott Hastings vs. Rice (14-14)	02/20/82
	1.000	Sidney Moncrief vs. Houston (11-11)	1979
	1.000	Ron Brewer vs. TCU (11-11)	1978
	1.000	Tommy Boyer vs. Texas Tech (18-18)	02/19/63
10.	.938	Mason Jones vs. South Carolina (15-16)	01/29/20

SEASON (MINIMUM 60 ATT.)

1.	.939	Rickey Medlock (62-66)	1975
2.	.933	Tommy Boyer (125-134) * LED NCAA	1962
3.	.916	Rickey Medlock (87-95) * LED NCAA	1974
4.	.915	Robert Birden (65-71)	1975
5.	.914	Darrell Hawkins (74-81)	1992
6.	.913	Pat Bradley (63-69)	1997
7.	.913	Tommy Boyer (147-161) * LED NCAA	1963
8.	.908	Dusty Hannahs (108-119) # LED SEC	2017
9.	.902	Pat Bradley (74-82)	1998
10.	.890	Isaiah Joe (81-91)	2020

+ Boyer's career FT% was NCAA record (has since been broken)

CAREER (MINIMUM 200 ATT.)

1.	.892	Tommy Boyer (315-353) *	1961-63
2.	.889	Dusty Hannahs (208-234)	2016-17
3.	.871	Daryl Macon (290-333)	2017-18
4.	.863	Rotnei Clarke (202-234)	2009-11
5.	.858	Pat Bradley (247-288)	1996-99
6.	.843	Jerry Carlton (300-356)	1960-62
7.	.829	Ricky Sugg (180-217)	1964-66
8.	.8233	Darrell Hawkins (219-266)	1988-93
9.	.8231	Martin Terry (414-503)	1972-73
10.	.819	Mason Jones (348-425)	2019-20

SEC GAME (MINIMUM 8 ATT.)


1.	1.000	Isaiah Joe vs. Tennessee (12-12)	02/26/20
	1.000	Julysse Nobles (10-10) vs. Auburn	01/25/11
	1.000	Charles Thomas (10-10) vs. Louisiana Tech	12/30/06
	1.000	Kendrick Davis (9-9) vs. Ole Miss	01/17/04
	1.000	Ali Thompson (9-9) vs. Mississippi State	02/23/97
	1.000	Robert Shepherd (10-10) vs. Kentucky	02/10/93
		Arkansas players were 8-for-8	15 other times

SEC SEASON (MIN. 30 ATT.)

1.	.956	Isaiah Joe (43-45)	2020
2.	.941	Pat Bradley (32-34)	1997
	.941	Darrell Hawkins (32-34)	1992
4.	.918	Anthlon Bell (45-49)	2016
5.	.894	Dusty Hannahs (42-47)	2017
6.	.881	Jannero Pargo (37-42)	2002
7.	.868	Rotnei Clarke (59-68)	2011
8.	.867	Pat Bradley (39-45)	1998
9.	.864	Robert Shepherd (38-44)	1993
10.	.857	Daryl Macon (72-84)	2017

SEC CAREER (MIN. 60 ATT.)

1.	.885	Darrell Hawkins (77-87)	1992-93
2.	.878	Isaiah Joe (65-74)	2019-20
3.	.863	Jannero Pargo (63-73)	2001-02
4.	.861	Rotnei Clarke (93-108)	2009-11
5.	.841	Anthlon Bell (69-82)	2013-16
6.	.840	Pat Bradley (137-163)	1996-99
7.	.837	Dusty Hannahs (87-104)	2016-17
8.	.825	Rashad Madden (184-223)	2012-15
9.	.797	Robert Shepherd (51-64)	1992-93
10.	.794	Mason Jones (208-262)	2019-20



As a junior, **Rickey Medlock** led the nation in free throw percentage (.916) and his season percentage of .938 is tops on the school's list.

FREE THROW PERCENTAGE LEADERS (MINIMUM 60 ATTEMPTS)

Season	Player	FTM	FTA	Pct.
2020-21	Moses Moody	151	186	.812
2019-20	Isaiah Joe	81	91	.890
2019-19	Mason Jones	115	143	.804
2017-18	Daryl Macon #	154	176	.875
2016-17	Dusty Hannahs #	108	119	.908
2015-16	Dusty Hannahs #	100	115	.870
2014-15	Rashad Madden	100	116	.862
2013-14	Rashad Madden	119	145	.821
2012-13	Coty Clarke	75	101	.743
2011-12	Mardracus Wade	66	81	.815
2010-11	Rotnei Clarke	92	107	.860
2009-10	Rotnei Clarke	67	81	.827
2008-09	Michael Sanchez	65	90	.722
2007-08	Sonny Weems	61	76	.803
2006-07	Patrick Beverley	112	138	.812
2005-06	Ronnie Brewer	144	192	.750
2004-05	Charles Thomas	53	69	.768
2003-04	Jonathon Modica	111	142	.782
2002-03	Kendrick Davis	53	67	.791
2001-02	Jannero Pargo	57	73	.781
2000-01	T.J. Cleveland	63	84	.750
1999-00	Joe Johnson	60	79	.759
1998-99	Pat Bradley	71	86	.826
1997-98	Pat Bradley	74	82	.902
1996-97	Pat Bradley	63	69	.913
1995-96	Jesse Pate	48	67	.716
1994-95	Scotty Thurman	57	73	.781
1993-94	Clint McDaniel	52	69	.754

Season	Player	FTM	FTA	Pct.
1992-93	Darrell Hawkins	96	116	.828
1991-92	Darrell Hawkins	74	81	.914
1990-91	Ron Huery	126	150	.840
1989-90	Arlyn Bowers	54	68	.794
1988-89	Lenzie Howell	134	176	.761
1987-88	Tim Scott	73	88	.830
1986-87	Tim Scott	90	111	.811
1985-86	Mike Ratliff	94	126	.746
1984-85	Joe Kleine	185	257	.720
1983-84	Joe Kleine	163	211	.773
1982-83	Alvin Robertson	76	115	.661
1981-82	Tony Brown	52	68	.765
1980-81	U.S. Reed	106	140	.757
1979-80	U.S. Reed	74	93	.796
1978-79	Sidney Moncrief	212	248	.855
1977-78	Marvin Delph	82	94	.872
1976-77	Marvin Delph	62	84	.738
1975-76	Robert Birden	71	87	.816
1974-75	Rickey Medlock	62	66	.939
1973-74	Rickey Medlock * #	87	95	.916
1972-73	Martin Terry	207	242	.855
1971-72	Vernon Murphy	98	119	.824
1970-71	Donnie Watts	62	76	.816
1969-70	James Eldridge	58	81	.716
1968-69	Robert McKenzie	68	84	.810
1967-68	Robert McKenzie	109	132	.826
1966-67	Wally Freeman	52	71	.732
1965-66	Ricky Sugg	64	81	.790

Season	Player	FTM	FTA	Pct.
1964-65	Ricky Sugg	77	89	.865
1963-64	Jim Magness	93	118	.788
1962-63	Tommy Boyer * #	147	161	.913
1961-62	Tommy Boyer * #	125	134	.933
1960-61	Jerry Carlton	101	117	.863
1959-60	Ronnie Garner	89	112	.794
1958-59	Jay Carpenter	70	96	.729
1957-58	Fred Grim	86	102	.843
1956-57	Larry Grisham	89	113	.788
1955-56	Jerald Barnett	69	93	.742
1954-55	Jerald Barnett	71	95	.747
1953-54	Raymond Shaw	49	69	.710
1952-53	Orval Elkins	51	75	.680
1951-52	Gene Lambert	57	86	.663
1950-51	D.L. Miller	57	76	.750
1949-50	Jim Cathcart	63	108	.583

Led the SEC/SWC

* Led the NCAA





Third all-time in free throws made in SEC play, **Rashad Madden** is the only Arkansas native in program history to compile 1,000 points, 300 rebounds and 300 assists as a Razorback.

GAME

1.	22	Martin Terry vs. Texas A&M	01/22/72
2.	19	Vernon Murphy at Missouri-St. Louis	12/06/71
3.	18	Mason Jones vs. Mississippi State	02/15/20
	18	Tommy Boyer vs. Texas Tech	02/19/63
5.	17	Corliss Williamson vs. Ole Miss	02/18/95
	17	Martin Terry at Tulane	11/09/72
7.	16	Moses Moody vs. Alabama	02/24/21
	16	Tommy Boyer vs. SMU	1962
9.	15	Mason Jones vs. South Carolina	01/29/20
10.	14	Daryl Macon vs. Texas	12/17/16
	14	Courtney Fortson vs. Mississippi State	01/28/10
	14	Kareem Reid vs. Memphis	12/19/98
	14	Todd Day vs. Texas	01/25/90
	14	Joe Kleine vs. North Texas	12/17/83

SEASON

1.	233	Mason Jones * LED NCAA	2020
2.	212	Sidney Moncrief #-LED SWC	1979
3.	207	Martin Terry	1973
	207	Martin Terry	1972
5.	203	Corliss Williamson	1995
	203	Sidney Moncrief	1978
7.	185	Joe Kleine	1985
8.	165	Todd Day	1991
9.	163	Joe Kleine	1984
10.	158	Michael Qualls	2015

CAREER

1.	588	Sidney Moncrief	1976-79
2.	499	Todd Day	1989-92
3.	449	Scott Hastings	1979-82
4.	417	Joe Kleine	1983-85
5.	414	Martin Terry	1972-73
6.	413	Corliss Williamson	1993-95
7.	388	Ron Huery	1987-88, 90-91
8.	361	Kareem Reid	1996-99
9.	352	Charles Thomas	2005-08
10.	348	Mason Jones	2019-20

SEC GAME

1.	18	Mason Jones vs. Mississippi State	02/15/20
2.	17	Corliss Williamson vs. Ole Miss	02/18/95
3.	16	Moses Moody vs. Alabama	02/24/21
4.	15	Mason Jones vs. South Carolina	01/29/20
5.	14	Courtney Fortson vs. Mississippi State	01/28/10
6.	13	Corliss Williamson vs. Mississippi State	03/05/94
	13	Corliss Williamson at LSU	02/22/95
8.	12	Isaiah Joe vs. Tennessee	02/26/20
	12	Mason Jones vs. Florida	01/09/19
	12	Daryl Macon vs South Carolina	03/08/18
	12	Daryl Macon at Tennessee	01/03/17
	12	Rashad Madden vs. Ole Miss	01/17/15
	12	Rashad Madden vs. LSU	02/15/14
	12	Courtney Fortson at Georgia	02/03/10
	12	Vincent Hunter vs. Ole Miss	01/17/04
	12	Corey Beck at Alabama	01/08/94
	12	Todd Day vs. LSU	03/03/92
	12	Lee Mayberry at Kentucky	01/25/92

SEC SEASON

1.	146	Mason Jones #-LED SEC	2020
2.	109	Corliss Williamson	1995
3.	94	Courtney Fortson	2010
4.	91	Moses Moody	2021
5.	83	Daryl Macon	2018
	83	Rashad Madden	2014
7.	82	Michael Qualls	2015
8.	80	Moses Kingsley	2016
9.	79	Ronnie Brewer	2006
10.	75	Moses Kingsley	2017
	75	Corliss Williamson	1994

SEC CAREER

1.	229	Corliss Williamson	1993-95
2.	208	Mason Jones	2019-20
3.	196	Ronnie Brewer	2004-06
4.	184	Rashad Madden	2012-15
5.	180	Moses Kingsley	2014-17
6.	171	Jonathon Modica	2003-06
7.	157	Kareem Reid	1996-99
8.	137	Michael Qualls	2013-15
	137	Marshawn Powell	2010-13
	137	Pat Bradley	1996-99

FREE THROWS MADE LEADERS

Season	Player	FTM	FTA	Pct.
2010-21	Moses Moody	151	186	.812
2019-20	Mason Jones * #	233	282	.826
2017-18	Daryl Macon	154	176	.875
2016-17	Daryl Macon	136	157	.866
2015-16	Moses Kingsley	142	223	.637
2014-15	Michael Qualls	158	204	.775
2013-14	Marshawn Powell	119	145	.821
2012-13	Marshawn Powell	86	134	.642
2011-12	BJ Young	84	113	.743
2010-11	Rotnei Clarke	92	107	.860
2009-10	Courtney Fortson	104	137	.759
	Mike Washington	104	160	.650
2008-09	Mike Washington	103	171	.602
2007-08	Darian Townes	89	142	.627
2006-07	Charles Thomas	117	151	.755
2005-06	Ronnie Brewer	144	192	.750
2004-05	Ronnie Brewer	108	165	.655
2003-04	Jonathon Modica	111	142	.782
2002-03	Jonathon Modica	58	88	.659
2001-02	JJ Sullinger	72	100	.720
2000-01	Joe Johnson	68	91	.747
1999-00	Chris Walker	64	96	.667
1998-99	Kareem Reid	83	108	.769
1997-98	Kareem Reid	88	119	.739
1996-97	Kareem Reid	74	106	.698
1995-96	Kareem Reid	116	169	.686
1994-95	Corliss Williamson	203	304	.668
1993-94	Corliss Williamson	149	213	.700

Season	Player	FTM	FTA	Pct.
1992-93	Darrell Hawkins	96	116	.828
1991-92	Todd Day	97	127	.764
1990-91	Todd Day	165	221	.747
1989-90	Todd Day	139	183	.760
1988-89	Lenzie Howell	134	176	.761
1987-88	Ron Huery	82	113	.726
1986-87	Ron Huery	106	137	.774
1985-86	Mike Ratliff	94	126	.746
1984-85	Joe Kleine	185	257	.720
1983-84	Joe Kleine	163	211	.773
1982-83	Darrell Walker	152	238	.639
1981-82	Scott Hastings	131	177	.740
1980-81	Scott Hastings	139	189	.735
1979-80	Scott Hastings	125	160	.781
1978-79	Sidney Moncrief #	212	248	.855
1977-78	Sidney Moncrief	203	256	.793
1976-77	Sidney Moncrief	117	171	.684
1975-76	Daryll Saulsberry	91	127	.717
1974-75	Robert Birden	65	71	.915
1973-74	Rickey Medlock	87	95	.916
1972-73	Martin Terry	207	242	.855
1971-72	Martin Terry	207	261	.793
1970-71	Vernon Murphy	128	191	.670
1969-70	Robert McKenzie	95	145	.655
1968-69	Gary Stephens	82	127	.646
1967-68	Robert McKenzie	109	132	.826
1966-67	Tommy Rowland	117	168	.696
1965-66	Steve Rousseau	123	159	.774

Season	Player	FTM	FTA	Pct.
1964-65	Steve Rousseau	88	112	.786
1963-64	Jim Magness	93	118	.788
1962-63	Tommy Boyer	147	161	.913
1961-62	Tommy Boyer	125	134	.933
1960-61	Pat Foster	113	137	.825
1959-60	Clyde Rhoden	135	181	.746
1958-59	Clyde Rhoden	88	142	.620
1957-58	Fred Grim	86	102	.843
1956-57	Larry Grisham	89	113	.788
1955-56	Jerald Barnett	69	93	.742
1954-55	Norman Smith	92	127	.713
1953-54	Buddy Smith	71	102	.696
1952-53	Gene Lambert	96	145	.662
1951-52	Gene Lambert	57	86	.663
1950-51	Billy Hester	62	88	.705
1949-50	Jim Cathcart	63	108	.583

Led the SEC/SWC
* Led the NCAA





GAME

1.	24	Martin Terry vs. Texas A&M	01/22/72
2.	23	Vernon Murphy vs. Oklahoma	01/05/71
3.	22	Corliss Williamson vs. Ole Miss	02/18/95
4.	21	Mason Jones vs. Mississippi State	02/15/20
		21 Martin Terry at Tulane	12/09/72
6.	19	Moses Moody vs Alabama	02/24/21
		19 Kareem Reid vs. Jackson State	12/30/95
		19 Mario Credit vs. Ole Miss	12/13/88
9.	18	Courtney Fortson vs. Mississippi State	01/28/10
		18 Corliss Williamson at Kentucky	02/09/94
		18 Todd Day vs. Texas	01/25/90
		18 Tommy Boyer vs. Texas Tech	1963

SEASON

1.	304	Corliss Williamson	1995
2.	282	Mason Jones * LED NCAA	2020
3.	261	Martin Terry	1972
4.	257	Joe Kleine	1985
5.	256	Sidney Moncrief	1978
6.	248	Sidney Moncrief	1979
7.	242	Martin Terry	1973
8.	238	Darrell Walker	1983
9.	223	Moses Kingsley	2016
10.	221	Todd Day	1991

CAREER

1.	752	Sidney Moncrief	1976-79
2.	668	Todd Day	1989-92
3.	615	Corliss Williamson	1993-95
4.	600	Scott Hastings	1979-82
5.	577	Joe Kleine	1983-85
6.	524	Darrell Walker	1981-83
7.	508	Moses Kingsley	2014-17
8.	503	Martin Terry	1972-73
9.	502	Kareem Reid	1996-99
10.	494	Ron Huery	1987-88, 90-91

SEC GAME

1.	22	Corliss Williamson vs. Ole Miss	02/18/95
2.	21	Mason Jones vs. Mississippi State	02/15/20
3.	19	Moses Moody vs Alabama	02/24/21
4.	18	Courtney Fortson vs. Mississippi State	01/28/10
		18 Corliss Williamson at Kentucky	02/09/94
6.	17	Corliss Williamson at LSU	02/22/95
7.	16	Mason Jones vs. Auburn	02/04/20
		16 Mason Jones vs. South Carolina	01/29/20
		16 Courtney Fortson at Georgia	02/03/10
		16 Corey Beck at Alabama	01/08/94
11.	15	Corliss Williamson vs. Mississippi State	03/05/94
		15 Todd Day vs. LSU	03/03/92

SEC SEASON

1.	184	Mason Jones #-LED SEC	2020
2.	158	Corliss Williamson	1995
3.	134	Moses Kingsley	2016
4.	123	Courtney Fortson	2010
5.	112	Michael Qualls	2015
6.	107	Moses Moody	2021
		105 Ronnie Brewer	2006
8.	101	Moses Kingsley	2017
9.	98	Corliss Williamson	1994
10.	97	Rashad Madden	2014

SEC CAREER

1.	323	Corliss Williamson	1993-95
2.	287	Ronnie Brewer	2004-06
3.	280	Moses Kingsley	2014-17
4.	262	Mason Jones	2019-20
5.	244	Jonathon Modica	2003-06
6.	223	Rashad Madden	2012-15
7.	210	Kareem Reid	1996-99
8.	207	Marshawn Powell	2010-13
9.	198	Michael Qualls	2013-15
10.	192	Corey Beck	1993-95



Mason Jones became the first Razorback to lead the SEC (ranking 8th nationally) in scoring (22.03 ppg). A key to that was him leading the NCAA in both free throws made (233) and attempted (282).

FREE THROWS ATTEMPTED

Season	Player	FTM	FTA	Pct.
2020-21	Moses Moody	151	186	.812
2019-20	Mason Jones * #	233	282	.826
2018-19	Daniel Gafford	114	193	.591
2017-18	Daryl Macon	154	176	.875
2016-17	Moses Kingsley	128	169	.757
2015-16	Moses Kingsley	142	223	.637
2014-15	Michael Qualls	158	204	.775
2013-14	Rashad Madden	119	145	.821
2012-13	Marshawn Powell	86	134	.642
2011-12	BJ Young	84	113	.743
2010-11	Delvon Johnson	75	126	.595
2009-10	Mike Washington	104	160	.650
2008-09	Mike Washington	103	171	.602
2007-08	Darian Townes	89	142	.627
2006-07	Charles Thomas	117	151	.775
2005-06	Ronnie Brewer	144	192	.750
2004-05	Ronnie Brewer	108	165	.655
2003-04	Jonathon Modica	111	142	.782
2002-03	Jonathon Modica	58	88	.659
2001-02	JJ Sullinger	72	100	.720
2000-01	Joe Johnson	68	91	.747
1999-00	Alonzo Lane	53	106	.500
1998-99	Derek Hood	75	110	.682
1997-98	Nick Davis	76	161	.472
1996-97	Kareem Reid	74	106	.698
1995-96	Kareem Reid	116	169	.686
1994-95	Corliss Williamson	203	304	.668
1993-94	Corliss Williamson	149	213	.700
1992-93	Corey Beck	82	122	.672


Season	Player	FTM	FTA	Pct.
1991-92	Todd Day	97	127	.764
1990-91	Todd Day	165	221	.747
1989-90	Todd Day	139	183	.760
1988-89	Lenzie Howell	134	176	.761
1987-88	Mario Credit	79	118	.669
1986-87	Ron Huery	106	137	.774
1985-86	Mike Ratliff	94	126	.746
1984-85	Joe Kleine	185	257	.720
1983-84	Joe Kleine	163	211	.773
1982-83	Darrell Walker	152	238	.639
1981-82	Scott Hastings	131	177	.740
1980-81	Scott Hastings	139	189	.735
1979-80	Scott Hastings	125	160	.781
1978-79	Sidney Moncrief	212	248	.855
1977-78	Sidney Moncrief	203	256	.793
1976-77	Sidney Moncrief	117	171	.684
1975-76	Daryll Saulsberry	91	127	.717
1974-75	Kent Allison	49	95	.516
1973-74	Rickey Medlock	87	95	.916
1972-73	Martin Terry	207	242	.855
1971-72	Martin Terry	207	261	.793
1970-71	Vernon Murphy	128	191	.670
1969-70	Robert McKenzie	95	145	.655
1968-69	Gary Stephens	82	127	.646
1967-68	Robert McKenzie	109	132	.826
1966-67	Tommy Rowland	117	168	.696
1965-66	Steve Rousseau	123	159	.774
1964-65	Steve Rousseau	88	112	.786
1963-64	Jim Magness	93	118	.788

Season	Player	FTM	FTA	Pct.
1962-63	Tommy Boyer	147	161	.913
1961-62	Tommy Boyer	125	134	.933
1960-61	Pat Foster	113	137	.825
1959-60	Clyde Rhoden	135	181	.746
1958-59	Clyde Rhoden	88	142	.620
1957-58	Fred Grim	86	102	.843
1956-57	Larry Grisham	89	113	.788
	Terry Day	75	113	.663
1955-56	Jerald Barnett	69	93	.742
1954-55	Pete Butler	87	139	.626
1953-54	Jerald Barnett	63	103	.612
1952-53	Gene Lambert	96	145	.662
1951-52	Walter Kearns	52	92	.565
1950-51	Billy Hester	62	88	.705
1949-50	Jim Cathcart	63	108	.583

Led the SEC

* Led the NCAA





Dean Tolson averaged 11.7 rebounds over three seasons at Arkansas, highlighted by the top two single-season performances.

SEASON

1.	13.24	Dean Tolson (278 in 21 gms)	1974
2.	12.40	Dean Tolson (310 in 25 gms)	1973
3.	10.26	Derek Hood (349 in 34 gms) # LED SEC	1999
4.	9.88	Dean Tolson (257 in 26 gms)	1972
5.	9.80	Mike Washington (294 in 30 gms) # LED SEC	2009
6.	9.76	Nick Davis (322 in 33 gms) # LED SEC	1998
7.	9.71	Ronnie Garner (233 in 24 gms)	1960
	9.71	Manuel Whitley (233 in 24 gms)	1956
9.	9.63	Sidney Moncrief (289 in 30 gms)	1979
10.	9.34	Moses Kingsley (299 in 32 gms)	2016

CAREER (MINIMUM 50 GMS)

1.	11.74	Dean Tolson (845 in 72 gms)	1972-74
2.	8.35	Vernon Murphy (426 in 51 gms)	1970-72
3.	8.32	Sidney Moncrief (1,015 in 122 gms)	1976-79
4.	8.31	Joe Kleine (806 in 97 gms)	1982-85
5.	7.87	Bobby Portis (551 in 70 gms)	2014-15
6.	7.71	Manuel Whitley (347 in 45 gms)	1953; 56
7.	7.65	Derek Hood (1,002 in 131 gms)	1996-99
8.	7.43	Jay Carpenter (557 in 75 gms)	1957-59
9.	7.37	Daniel Gafford (494 in 67 gms)	2018-19
10.	7.18	James Eldridge (517 in 72 gms)	1968-70

SEC SEASON

1.	9.50	Derek Hood (152 in 16 gms)	1999
2.	9.33	Bobby Portis (168 in 18 gms)	2015
3.	9.25	Nick Davis (148 in 16 gms)	1998
4.	8.88	Michael Washington (142 in 16 gms)	2009
5.	8.56	Daniel Gafford (154 in 18 gms)	21019
6.	8.33	Moses Kingsley (150 in 18 gms)	2016
7.	8.31	Patrick Beverley (133 in 16 gms)	2008
8.	8.30	Sunday Adebayo (83 in 10 gms)	1996
9.	7.81	Corliss Williamson (125 in 16 gms)	1994
	7.81	Derek Hood (125 in 16 gms)	1997

SEC CAREER (MINIMUM 30 GMS)

1.	8.08	Bobby Portis (291 in 36 gms)	2014-15
2.	7.39	Daniel Gafford (266 in 36 gms)	2018-19
3.	7.31	Derek Hood (468 in 64 gms)	1996-99
4.	6.75	Corliss Williamson (297 in 44 gms)	1993-95
5.	6.31	Patrick Beverley (202 in 32 gms)	2007-08
6.	6.03	Joe Johnson (181 in 30 gms)	2000-01
7.	5.74	Marshawn Powell (287 in 50 gms)	2010-13
8.	5.69	Coty Cark (205 in 36 gms)	2013-14
9.	5.28	Ronnie Brewer (169 in 32 gms)	2004-05
10.	5.25	Mike Washington (315 in 60 gms)	2007-10

REBOUNTING AVERAGE LEADERS

Season	Player	Games	Reb.	Avg.
2020-21	Justin Smith	28	203	7.3
20019-20	Mason Jones	31	169	5.5
2018-19	Daniel Gafford	32	277	8.7
2017-18	Daniel Gafford	35	217	6.2
2016-17	Moses Kingsley	36	277	7.7
2015-16	Moses Kingsley	32	299	9.3
2014-15	Bobby Portis	36	321	8.9
2013-14	Bobby Portis	34	230	6.8
2012-13	Marshawn Powell	32	174	5.4
2011-12	Devonta Abbron	32	135	4.2
2010-11	Delvon Johnson	31	223	7.2
2009-10	Marshawn Powell	32	215	6.7
2008-09	Michael Washington #	30	294	9.8
2007-08	Patrick Beverley	35	231	6.6
2006-07	Charles Thomas	35	195	5.7
2005-06	Darian Townes	32	164	5.1
2004-05	Ronnie Brewer	30	145	4.8
2003-04	Ronnie Brewer	28	153	5.5
2002-03	Dionisio Gomez	28	186	6.6
2001-02	Dionisio Gomez	28	139	5.0
2000-01	Joe Johnson	30	193	6.4
1999-00	Joe Johnson	23	132	5.7
1998-99	Derek Hood #	34	349	10.3
1997-98	Nick Davis #	33	322	9.8
1996-97	Derek Hood #	32	257	8.0
1995-96	Derek Hood	33	200	6.1
1994-95	Corliss Williamson	39	293	7.5
1993-94	Corliss Williamson	34	262	7.7
1992-93	Corliss Williamson	18	92	5.1

Season	Player	Games	Reb.	Avg.
1991-92	Oliver Miller	34	261	7.7
1990-91	Oliver Miller	38	294	7.7
1989-90	Oliver Miller	35	219	6.3
1988-89	Lenzie Howell	32	224	7.0
1987-88	Andrew Lang	30	218	7.3
1986-87	Andrew Lang	32	240	7.5
1985-86	Andrew Lang	26	168	6.5
1984-85	Joe Kleine	35	294	8.4
1983-84	Joe Kleine	32	293	9.2
1982-83	Joe Kleine	30	219	7.3
1981-82	Scott Hastings	29	175	6.0
1980-81	Scott Hastings	32	173	5.4
1979-80	Scott Hastings	29	194	6.7
1978-79	Sidney Moncrief	30	289	9.6
1977-78	Sidney Moncrief	36	278	7.7
1976-77	Sidney Moncrief	28	235	8.4
1975-76	Sidney Moncrief	28	213	7.6
1974-75	Kent Allison	26	213	8.2
1973-74	Dean Tolson	21	278	13.2
1972-73	Dean Tolson	25	310	12.4
1971-72	Dean Tolson	26	257	9.9
1970-71	Vernon Murphy	26	230	8.8
1969-70	Robert McKenzie	24	182	7.6
1968-69	James Eldridge	24	170	7.1
1967-68	Gary Stephens	24	182	7.6
1966-67	Tommy Rowland	23	206	8.9
1965-66	John Talkington	23	196	8.5
	J. D. McConnell	23	196	8.5
1964-65	J. D. McConnell	22	153	7.0

Season	Player	Games	Reb.	Avg.
1963-64	Jim Magness	23	127	5.5
1962-63	Jim Wilson	24	181	7.5
1961-62	Jim Wilson	24	158	6.6
1960-61	Ronnie Garner	23	180	7.8
1959-60	Ronnie Garner	24	233	9.7
1958-59	Jay Carpenter	24	211	8.8
1957-58	Harry Thompson	27	218	8.1
1956-57	Terry Day	24	224	9.3
1955-56	Manuel Whitley	24	233	9.7
1954-55	Pete Butler	24	173	7.2
1953-54	Raymond Shaw	23	138	6.0
1952-53	Walter Kearns	21	143	6.8

Led the SEC





GAME

1.	23	Nick Davis vs. Jackson State	11/21/97
2.	22	Dean Tolson vs. Texas	1973
	22	Dean Tolson vs. Rice	1973
	22	Dean Tolson vs. TCU	02/12/72
5.	21	Dean Tolson vs. Rice	1973
	21	Dean Tolson vs. S. Illinois	12/30/72
	21	Doug Campbell vs. Rockhurst	12/02/72
8.	20	Dean Tolson vs. Rice	02/09/74
	20	John Talkington vs. Texas	1966
10.	19	Dean Tolson vs. Baylor	02/23/74
	19	Dean Tolson vs. Texas	1974
	19	Dean Tolson vs. TCU	1974
	19	Dean Tolson vs. Rice	1973

SEASON

1.	349	Derek Hood	1999
2.	322	Nick Davis	1998
3.	321	Bobby Portis	2015
4.	310	Dean Tolson	1973
5.	299	Moses Kingsley	2016
6.	294	Michael Washington	2009
	294	Oliver Miller	1991
	294	Joe Kleine	1985
9.	293	Corliss Williamson	1995
	293	Joe Kleine	1984

CAREER

1.	1,015	Sidney Moncrief	1976-79
2.	1,002	Derek Hood	1996-99
3.	886	Oliver Miller	1989-92
4.	845	Dean Tolson	1972-74
5.	806	Joe Kleine	1983-85
6.	768	Moses Kingsley	2014-17
7.	690	Andrew Lang	1985-88
8.	680	Scott Hastings	1979-82
9.	673	Todd Day	1989-92
10.	651	Mike Washington	2007-10

REBOUND LEADERS

Season	Player	Games	Reb.	Avg.
2020-21	Justin Smith	28	203	7.3
2019-20	Mason Jones	31	169	5.5
2017-18	Daniel Gafford	35	217	6.2
2016-17	Moses Kingsley	36	277	7.7
2015-16	Moses Kingsley	32	299	9.3
2014-15	Bobby Portis	36	321	8.9
2013-14	Bobby Portis	34	230	6.8
2012-13	Marshawn Powell	32	174	5.4
2011-12	Devonta Abron	32	135	4.2
2010-11	Delvon Johnson	31	223	7.2
2009-10	Marshawn Powell	32	215	6.7
2008-09	Michael Washington	30	294	9.8
2007-08	Patrick Beverley	35	231	6.6
2006-07	Charles Thomas	35	195	5.7
2005-06	Darian Townes	32	164	5.1
2004-05	Ronnie Brewer	30	145	4.8
2003-04	Ronnie Brewer	28	153	5.5
2002-03	Dionisio Gomez	28	186	6.6
2001-02	Dionisio Gomez	28	139	5.0
2000-01	Joe Johnson	30	193	6.4
1999-00	Chris Walker	34	154	4.5
1998-99	Derek Hood	34	349	10.3
1997-98	Nick Davis	33	322	9.8
1996-97	Derek Hood	32	257	8.0

SEC GAME

1.	17	Dionisio Gomez vs. Georgia	01/18/03
	17	Nick Davis vs. Alabama	01/24/98
	17	Nick Davis at Auburn	01/21/98
4.	16	Steven Hill at Alabama	01/27/07
	16	Nick Davis at Georgia	02/25/96
	16	Corliss Williamson vs. Kentucky	03/12/94
	16	Todd Day at Tennessee	02/05/92
8.	15	Bobby Portis vs. LSU	03/07/15
	15	Mike Washington vs. Mississippi State	01/10/09
	15	Patrick Beverley at LSU	01/26/08
	15	Charles Thomas at Georgia	03/05/06
	15	Derek Hood at LSU	01/02/99
	15	Nick Davis vs. Vanderbilt	02/07/98

NOTE: Mike Washington had 18 vs Florida in 2009 SEC Tournament
Derek Hood had 17 vs Mississippi State in 1999 SEC Tourney

SEC SEASON

1.	168	Bobby Portis	2015
2.	152	Derek Hood	1999
3.	150	Moses Kingsley	2016
4.	148	Nick Davis	1998
5.	142	Michael Washington	2009
6.	138	Moses Kingsley	2017
7.	133	Patrick Beverley	2008
8.	125	Corliss Williamson	1994
9.	123	Bobby Portis	2014
10.	112	Daniel Gafford	2018
	112	Coty Clarke	2014

SEC CAREER

1.	468	Derek Hood	1996-99
2.	366	Moses Kingsley	2014-17
3.	315	Mike Washington	2007-10
4.	310	Darian Townes	2005-08
5.	297	Corliss Williamson	1993-95
6.	291	Bobby Portis	2014-15
7.	287	Marshawn Powell	2010-13
8.	262	Charles Thomas	2005-08
9.	261	Ronnie Brewer	2004-06
10.	258	Jonathon Modica	2003-06



Bobby Portis set a program freshman record with 230 rebounds in 2013-14 and followed it up with an Arkansas sophomore record 321 boards in 2014-15.

Season	Player	Games	Reb.	Avg.
1971-72	Dean Tolson	26	257	9.9
1970-71	Vernon Murphy	26	230	8.8
1969-70	Robert McKenzie	24	182	7.6
1968-69	James Eldridge	24	170	7.1
1967-68	Gary Stephens	24	182	7.6
1966-67	Tommy Rowland	23	206	8.9
1965-66	John Talkington	23	196	8.5
	J. D. McConnell	23	196	8.5
1964-65	J. D. McConnell	22	153	7.0
1963-64	Jim Magness	23	127	5.5
1962-63	Jim Wilson	24	181	7.5
1961-62	Jim Wilson	24	158	6.6
1960-61	Ronnie Garner	23	180	7.8
1959-60	Ronnie Garner	24	233	9.7
1958-59	Jay Carpenter	24	211	8.8
1957-58	Harry Thompson	24	218	9.1
1956-57	Terry Day	24	224	9.3
1955-56	Manuel Whitley	24	233	9.7
1954-55	Pete Butler	24	173	7.2
1953-54	Raymond Shaw	23	138	6.0
1952-53	Walter Kearns	21	143	6.8





Scotty Thurman shot over 42 percent from long range each of his three seasons, making 80 or more threes each year.

GAME (MINIMUM 4 ATT.)

1.	1.000	Patrick Beverley vs. Auburn (6-6)	03/08/08
	1.000	Dusty Hannahs vs. Charleston S. (5-5)	11/20/15
	1.000	Mardracus Wade at Georgia (5-5)	02/08/12
	1.000	Sonny Weems at LSU (5-5)	01/26/08
		(4-4) 15 times: Last:	
	1	Daryl Macon vs. Auburn (4-4)	02/27/18

SEASON (MINIMUM 75 ATT.)

1.	.504	Lee Mayberry (65-129) # LED SWC	1990
2.	.477	Arlyn Bowers (41-86)	1991
3.	.476	Mardracus Wade (70-147) # LED SEC	2012
4.	.443	Joe Johnson (35-79)	2001
5.	.442	Scotty Thurman (80-181)	1993
6.	.441	Anthlon Bell (889-202)	2016
7.	.438	Rotnei Clark (91-208)	2011
8.	.4331	Dusty Hannahs (81-187)	2016
9.	.4328	Jaylen Barford (87-201)	2018
10.	.4318	Jannero Pargo (95-220)	2002

CAREER (MINIMUM 300 ATT.)

1.	.432	Scotty Thurman (267-618)	1993-95
2.	.425	Jannero Pargo (168-395)	2001-02
3.	.424	Lee Mayberry (218-514)	1989-92
4.	.420	Rotnei Clarke (274-653)	2009-11
5.	.410	Dusty Hannahs (155-378)	2016-17
6.	.405	Daryl Macon (150-370)	2017-18
7.	.401	Al Dillard (138-344)	1994-95
8.	.400	Pat Bradley (366-915)	1996-99
9.	.390	Isaiah Joe (207-548)	2019-20
10.	.384	Todd Day (226-588)	1989-92

SEC GAME (MINIMUM 4 ATT.)

1.	1.000	Patrick Beverley (6-6) vs. Auburn	03/08/08
	1.000	Mardracus Wade (5-5) at Georgia	02/08/12
	1.000	Sonny Weems (5-5) at LSU	01/26/08
	1.000	Daryl Macon vs. Auburn (4-4)	02/27/18
	1.000	Anton Beard at Ole Miss (4-4)	02/14/15
	1.000	Chris Walker at Mississippi State (4-4)	02/12/00
7.	.875	Jannero Pargo vs. Florida (7-8)	01/26/02
8.	.883	(5-6) Four Times Last:	
		Jaylen Barford (5-6) at Florida	01/17/18

SEC SEASON (MIN. 50 ATT.)

1.	.474	Rotnei Clarke (45-95)	2011
2.	.465	Al Dillard (33-71)	1995
3.	.460	Anthlon Bell (52-113)	2016
4.	.451	Teddy Gipson (23-51)	2000
5.	.447	Patrick Beverley (38-85)	2008
6.	.440	Joe Johnson (22-50)	2000
7.	.439	Dusty Hannahs (47-107)	2016
	.439	Scotty Thurman (47-107)	1995
9.	.438	Mardracus Wade (32-73)	2012
10.	.437	Jannero Pargo (52-119)	2002

SEC CAREER (MIN. 75 ATT.)

1.	.436	Lee Mayberry (34-78)	1992
2.	.433	Joe Johnson (39-90)	2000-01
3.	.429	Dusty Hannahs (90-210)	2016-17
4.	.429	Scotty Thurman (130-303)	1993-95
5.	.425	Patrick Beverley (77-181)	2007-08
6.	.421	Jannero Pargo (93-221)	2001-02
7.	.418	Chris Walker (46-110)	1997-00
	.418	Robert Shepherd (33-79)	1992-93
9.	.408	Todd Day (40-98)	1992
10.	.405	Rotnei Clarke (136-336)	2009-11

3-POINT PCT. LEADERS (MINIMUM 75 ATTEMPTS)

Season	Player	3PTM	3PTA	Pct.
2020-21	Moses Moody	58	162	.358
2019-20	Mason Jones	68	194	.351
2018-19	Isaiah Joe #	113	273	.414
2017-18	Jaylen Barford #	87	201	.433
2016-17	Daryl Macon	65	168	.387
	Dusty Hannahs	74	191	.387
2015-16	Anthlon Bell	89	202	.441
2014-15	Rashad Madden	46	122	.377
2013-14	Rashad Madden	50	125	.400
2012-13	Marshawn Powell	27	78	.346
2011-12	Mardracus Wade #	70	147	.476
2010-11	Rotnei Clarke	91	208	.438
2009-10	Rotnei Clarke #	100	234	.427
2008-09	Rotnei Clarke	83	211	.393
2007-08	Patrick Beverley	65	172	.378
2006-07	Patrick Beverley	73	189	.386
2005-06	Jonathon Modica	55	157	.350
2004-05	Ronnie Brewer	36	91	.396
2003-04	Eric Ferguson	29	85	.341
2002-03	Jonathon Modica	31	86	.360
2001-02	Jannero Pargo	95	220	.432
2000-01	Joe Johnson	35	79	.443
1999-00	TJ Cleveland	49	118	.415

Season	Player	3PTM	3PTA	Pct.
1998-99	Teddy Gipson	31	81	.383
1997-98	Pat Bradley	93	242	.384
1996-97	Pat Bradley	98	230	.426
1995-96	Pat Bradley	82	198	.414
1994-95	Scotty Thurman #	102	239	.427
1993-94	Scotty Thurman	85	198	.429
1992-93	Scotty Thurman	80	181	.442
1991-92	Todd Day	57	133	.429
1990-91	Arlyn Bowers	41	86	.477
1989-90	Lee Mayberry #	65	129	.504
1988-89	Todd Day	31	90	.344
1987-88	Tim Scott	41	116	.354
1986-87	Tim Scott	53	162	.327

Led the SEC/SWC





GAME

1.	13	Rotnei Clarke vs. Alcorn State % SEC Record	11/13/09
2.	12	Al Dillard vs. Delaware State	12/11/93
3.	10	Isaiah Joe vs. FIU	12/01/18
	10	Rotnei Clarke vs. East Tennessee State	11/27/09
	10	Pat Bradley vs. North Texas	12/30/98
6.	9	Lee Mayberry vs. LSU	03/03/92
7.	8	Dusty Hannahs vs. Mississippi State	01/09/16
	8	Pat Bradley vs. Western Carolina	12/07/98
	8	Tank Wallace vs. Auburn	02/21/98
	8	Pat Bradley vs. Troy	12/10/96

SEASON

1.	113	Isaiah Joe ^ SEC Freshman Record (tie)	2019
2.	102	Scotty Thurman	1995
3.	100	Rotnei Clarke	2010
4.	98	Pat Bradley	1997
5.	95	Jannero Pargo	2002
6.	94	Isaiah Joe) # LED SEC	2020
7.	93	Pat Bradley	1999
8.	93	Pat Bradley	1998
9.	91	Rotnei Clarke	2011
10.	89	Anthlon Bell	2016

CAREER

1.	366	Pat Bradley	1996-99
2.	274	Rotnei Clarke	2009-11
3.	267	Scotty Thurman	1993-95
4.	237	Anthlon Bell	2013-16
5.	226	Todd Day	1989-92
6.	218	Lee Mayberry	1989-92
7.	207	Isaiah Joe	2019-pres.
8.	168	Jannero Pargo	2001-02
9.	160	Eric Ferguson	2003-06
10.	155	Dusty Hannahs	2016-17

^ - 4th among NCAA Fresh all-time

SEC GAME

1.	9	Lee Mayberry vs. LSU	03/03/92
2.	8	Dusty Hannahs vs. Miss. State	01/09/16
	8	Tarik Wallace vs. Auburn	02/21/98
4.	7	Isaiah Joe vs. Missouri	01/23/19
	7	Isaiah Joe at Tennessee	01/15/19
	7	Anthlon Bell vs. Ole Miss	03/05/14
	7	Jannero Pargo at Miss. St.	02/27/02
	7	Jannero Pargo at Alabama	01/30/02
	7	Jannero Pargo at Florida	01/26/02
	7	Pat Bradley vs. South Carolina	02/18/98
	7	Scotty Thurman at Auburn	01/14/95
	7	Todd Day vs. Auburn	01/04/92

SEC SEASON

1.	60	Isaiah Joe	2019
2.	52	Anthlon Bell	2016
	52	Jannero Pargo	2002
4.	48	Jaylen Barford	2018
5.	47	Dusty Hannahs	2016
	47	Scotty Thurman	1995
	47	Pat Bradley	1998
8.	46	Daryl Macon	2018
	46	Rotnei Clarke	2009
10.	45	Rotnei Clarke	2011
	45	Rotnei Clarke	2010

SEC CAREER

1.	159	Pat Bradley	1996-99
2.	136	Rotnei Clarke	2009-11
3.	130	Scotty Thurman	1993-95
4.	120	Anthlon Bell	2013-16
5.	94	Jonathon Modica	2003-06
6.	93	Jannero Pargo	2001-02
7.	90	Dusty Hannahs	2016-17
8.	84	Eric Ferguson	2003-06
	83	Mason Jones	2019-20



Isaiah Joe tied an SEC freshman record for 3-pointers made in a season 113 in 2019 – while leading the SEC in 3-point percentage – and he led the SEC in 3-pointers made in 2020 with 94.


3-POINT FGS MADE LEADERS

Season	Player	3PTM	3PTA	Pct.
2020-21	Moses Moody	58	162	.358
2019-20	Isaiah Joe # (3.6)	94	275	.342
2018-19	Isaiah Joe	113	273	.414
2017-18	Jaylen Barford	87	201	.433
2016-17	Dusty Hannahs	74	191	.387
2015-16	Anthlon Bell	89	202	.441
2014-15	Anthlon Bell	65	185	.351
2013-14	Anthlon Bell	50	151	.331
	Rashad Madden	50	125	.400
2012-13	Anthlon Bell	33	104	.317
2011-12	Mardracus Wade	70	147	.476
2010-11	Rotnei Clarke	91	208	.438
2009-10	Rotnei Clarke	100	234	.427
2008-09	Rotnei Clarke	83	211	.393
2007-08	Patrick Beverley	65	172	.378
2006-07	Patrick Beverley	73	189	.386
2005-06	Jonathon Modica	55	157	.350
2004-05	Eric Ferguson	44	119	.370
2003-04	Jonathon Modica	37	114	.325
2002-03	Eric Ferguson	46	150	.307
2001-02	Jannero Pargo	95	220	.432
2000-01	Jannero Pargo	73	175	.417
1999-00	TJ Cleveland	49	118	.415

Season	Player	3PTM	3PTA	Pct.
1998-99	Pat Bradley # (2.7)	93	245	.380
1997-98	Pat Bradley # (2.8)	93	242	.384
1996-97	Pat Bradley # (3.1)	98	230	.426
1995-96	Pat Bradley	82	198	.414
1994-95	Scotty Thurman	102	239	.427
1993-94	Scotty Thurman	85	198	.429
1992-93	Scotty Thurman	80	181	.442
1991-92	Lee Mayberry	63	162	.389
1990-91	Todd Day	67	189	.354
1989-90	Todd Day	71	176	.403
1988-89	Lee Mayberry	33	74	.446
	Keith Wilson	33	116	.284
1987-88	Tim Scott	41	116	.353
1986-87	Tim Scott	53	162	.327

Led the SEC in 3PT FG Made per game





Pat Bradley ranks fifth all-time with 1,765 career points, taking 65 percent of his field goal attempts from three-point land.

GAME

1.	24	Pat Bradley vs. North Texas	% SEC Record	12/30/98
2.	22	Al Dillard vs. Delaware State		12/11/93
3.	17	Isaiah Joe at Indiana		12/29/19
	17	Rotnei Clarke vs. East Tennessee State		11/27/09
	17	Rotnei Clarke vs. Alcorn State		11/13/09
6.	15	Isaiah Joe at Texas A&M		03/07/20
7.	14	Isaiah Joe vs. South Carolina		01/29/20
	14	Isaiah Joe vs. Valparaiso		12/21/19
	14	Isaiah Joe at Western Kentucky		12/07/19
	14	Isaiah Joe at Auburn		02/20/19
	14	Stef Welsh vs. Ole Miss		03/04/09
	14	Jannero Pargo at Alabama		01/30/02
	14	Pat Bradley vs. Mississippi State		03/06/99

SEASON

1.	275	Isaiah Joe	2020
2.	273	Isaiah Joe	2019
3.	245	Pat Bradley	1999
4.	242	Pat Bradley	1998
5.	239	Scotty Thurman	1995
6.	234	Rotnei Clarke	2010
7.	230	Pat Bradley	1997
8.	220	Jannero Pargo	2002
9.	211	Rotnei Clarke	2009
10.	208	Mason Jones	2019
	208	Rotnei Clarke	2011

CAREER

1.	915	Pat Bradley	1996-99
2.	653	Rotnei Clarke	2009-11
3.	642	Anthlon Bell	2013-16
4.	618	Scotty Thurman	1993-95
5.	588	Todd Day	1989-92
6.	548	Isaiah Joe	2019-20
7.	514	Lee Mayberry	1989-92
8.	480	Eric Ferguson	2003-06
9.	452	Stef Welsh	2007-10
10.	431	Brandon Dean	1999-02

% SEC Record

SEC GAME

1.	15	Isaiah Joe at Texas A&M	03/07/20
2.	14	Isaiah Joe vs. South Carolina	01/29/20
	14	Isaiah Joe at Auburn	02/20/19
	14	Stef Welsh vs. Ole Miss	03/04/09
	14	Jannero Pargo at Alabama	01/30/02
	14	Pat Bradley vs. Mississippi State	03/06/99
7.	13	Isaiah Joe at Ole Miss	01/11/20
	13	Isaiah Joe at Tennessee	01/15/19
	13	Dusty Hannahs vs. Mississippi State	01/09/16
	13	Tarik Wallace at Kentucky	01/17/98
	13	Scotty Thurman at Auburn	01/14/95
	13	Scotty Thurman at LSU	03/02/94
	13	Scotty Thurman vs. Ole Miss	01/06/93

SEC SEASON

1.	141	Isaiah Joe	2019
2.	131	Isaiah Joe	2020
3.	121	Rotnei Clarke	2009
4.	120	Mason Jones	2019
	120	Rotnei Clarke	2010
6.	119	Mason Jones	2020
	119	Jannero Pargo	2002
	119	Pat Bradley	1998
9.	117	Pat Bradley	1997
10.	113	Jaylen Barford	2018
	113	Anthlon Bell	2016

SEC CAREER

1.	429	Pat Bradley	1996-99
2.	336	Rotnei Clarke	2009-11
3.	326	Anthlon Bell	2013-16
4.	303	Scotty Thurman	1993-95
5.	272	Isaiah Joe	2019-20
6.	266	Eric Ferguson	2003-06
7.	263	Jonathon Modica	2003-06
8.	238	Mason Jones	2019-20
9.	223	Brandon Dean	1999-02
10.	221	Jannero Pargo	2001-02

3-POINT FGS ATT. LEADERS

Season	Player	3PTM	3PTA	Pct.
2020-21	JD Notae	56	167	.335
2019-20	Isaiah Joe	94	275	.342
2018-19	Isaiah Joe	113	273	.414
2017-18	Daryl Macon	85	202	.421
2016-17	Dusty Hannahs	74	191	.387
2015-16	Anthlon Bell	89	202	.441
2014-15	Anthlon Bell	65	185	.351
2013-14	Anthlon Bell	50	151	.331
2012-13	BJ Young	25	110	.227
2011-12	Mardracus Wade	70	147	.476
2010-11	Rotnei Clarke	91	208	.438
2009-10	Rotnei Clarke	100	234	.427
2008-09	Rotnei Clarke	83	211	.393
2007-08	Patrick Beverley	65	172	.378
2006-07	Patrick Beverley	73	189	.386
2005-06	Jonathon Modica	55	157	.350
2004-05	Eric Ferguson	44	119	.370
2003-04	Jonathon Modica	37	114	.325
2002-03	Eric Ferguson	46	150	.307
2001-02	Jannero Pargo	95	220	.432
2000-01	Jannero Pargo	73	175	.417
1999-00	Chris Walker	44	119	.370

Season	Player	3PTM	3PTA	Pct.
1998-99	Pat Bradley	93	245	.380
1997-98	Pat Bradley	93	242	.384
1996-97	Pat Bradley	98	230	.426
1995-96	Pat Bradley	82	198	.414
1994-95	Scotty Thurman	102	239	.427
1993-94	Scotty Thurman	85	198	.429
1992-93	Scotty Thurman	80	181	.442
1991-92	Lee Mayberry	63	162	.389
1990-91	Todd Day	67	189	.354
1989-90	Todd Day	71	176	.403
1988-89	Keith Wilson	33	116	.284
1987-88	Tim Scott	41	116	.353
1986-87	Tim Scott	53	162	.327





GAME

1.	15	Dontell Jefferson vs. Portland State	11/18/05
2.	15	Kareem Reid vs. Jackson State	11/22/96
3.	14	Kareem Reid vs. North Texas	12/30/98
4.	14	Kareem Reid vs. Troy	12/10/96
5.	14	Kareem Reid at LSU	03/02/96
6.	13	Lee Mayberry vs. Texas A&M	01/23/91
7.	12	Jalen Harris at Colorado State	12/05/18
8.	12	Jabril Durham vs. Mississippi State	01/09/16
9.	12	Kareem Reid vs. Florida	01/03/96
10.	12	Corey Beck vs. Oklahoma	12/28/94
11.	12	Oliver Miller at LSU	01/11/92
12.	12	Keith Wilson vs. Loyola-Marymount	03/16/89

SEASON

1.	219	Kareem Reid	1996
2.	209	Lee Mayberry	1991
3.	207	Corey Beck	1995
4.	204	Jabril Durham	2016
5.	202	Lee Mayberry	1992
6.	191	Alvin Robertson	1984
7.	189	Jalen Harris	2019
8.	183	Kareem Reid # LED SEC	1997
9.	183	Lee Mayberry	1990
10.	181	Kareem Reid	1999

CAREER

1.	749	Kareem Reid	1996-99
2.	729	Lee Mayberry	1989-92
3.	483	Corey Beck	1993-95
4.	379	Eric Ferguson	2003-06
5.	370	Rashad Madden	2012-15
6.	351	Ron Huery	1987-88, 90-91
7.	341	Alvin Robertson	1982-84
8.	319	Todd Day	1989-92
9.	303	Gary Ervin	2007-08
10.	303	Keith Wilson	1987-89

SEC GAME


1.	14	Kareem Reid at LSU	03/02/96
2.	12	Jabril Durham vs. Mississippi State	01/09/16
3.	12	Kareem Reid vs. Florida	01/03/96
4.	12	Oliver Miller at LSU	01/11/92
5.	11	Jabril Durham vs. S. Carolina	03/05/16
6.	11	Courtney Fortson vs. Florida	01/21/10
7.	11	Gary Ervin vs. Alabama	01/06/07
8.	10	Nine times	(Last: Jalen Tate vs Georgia, 01/09/21)

SEC SEASON

1.	107	Kareem Reid	1996
2.	103	Jabril Durham	2016
3.	95	Courtney Fortson	2010
4.	93	Lee Mayberry	1992
5.	89	Jalen Harris	2019
6.	88	Gary Ervin	2007
7.	87	Corey Beck	1994
8.	84	Corey Beck	1995
9.	80	Rashad Madden	2015
10.	77	Courtney Fortson	2009

SEC CAREER

1.	326	Kareem Reid	1996-99
2.	231	Corey Beck	1993-95
3.	207	Eric Ferguson	2003-06
4.	194	Rashad Madden	2012-15
5.	172	Courtney Fortson	2009-10
6.	154	Ronnie Brewer	2004-06
7.	150	Gary Ervin	2007-08
8.	118	Jabril Durham	2015-16
9.	115	Scotty Thurman	1993-95
10.	112	TJ Cleveland	1999-02



Kareem Reid is the only player in program history to lead Arkansas in assists four straight years, while his 749 assists rank second in SEC history.

ASSIST LEADERS

Season	Player	Games	Assists	Avg.
2020-21	Jalen Tate	32	123	3.84
2019-20	Mason Jones	31	106	3.42
2018-19	Jalen Harris	34	189	5.56
2017-18	Daryl Mason	35	138	3.94
2016-17	Daryl Macon	36	80	2.22
2015-16	Jabril Durham	32	204	6.37
2014-15	Rashad Madden	36	164	4.55
2013-14	Rashad Madden	33	91	2.75
2012-13	BJ Young	31	105	3.39
2011-12	Julysse Nobles	32	99	3.09
2010-11	Julysse Nobles	31	92	2.97
2009-10	Courtney Fortson	18	103	5.72
2008-09	Courtney Fortson	29	172	5.93
2007-08	Gary Ervin	35	134	3.83
2006-07	Gary Ervin	35	169	4.83
2005-06	Dontell Jefferson	32	142	4.44
2004-05	Eric Ferguson	30	128	4.27
2003-04	Ronnie Brewer	28	94	3.36
2002-03	Eric Ferguson	28	91	3.25
2001-02	Jannero Pargo	29	96	3.31
2000-01	TJ Cleveland	31	83	2.68
1999-00	TJ Cleveland	26	76	2.92
1998-99	Kareem Reid	34	181	5.32
1997-98	Kareem Reid	32	166	5.18

Season	Player	Games	Assists	Avg.
1996-97	Kareem Reid #	32	183	5.72
1995-96	Kareem Reid	33	219	6.64
1994-95	Corey Beck	39	207	5.31
1993-94	Corey Beck	34	169	4.97
1992-93	Corey Beck	30	107	3.57
1991-92	Lee Mayberry	34	202	5.94
1990-91	Lee Mayberry	38	209	5.50
1989-90	Lee Mayberry	35	183	5.23
1988-89	Keith Wilson	32	138	4.31
1987-88	Keith Wilson	28	80	2.86
1986-87	Ron Huery	33	89	2.70
1985-86	Scott Rose	24	60	2.50
1984-85	William Mills	32	143	4.47
1983-84	Alvin Robertson	32	191	5.97
1982-83	Alvin Robertson	28	101	3.61
1981-82	Darrell Walker	29	101	3.48
1980-81	Darrell Walker	31	103	3.32
1979-80	Alan Zahn	29	74	2.55
1978-79	Sidney Moncrief	30	80	2.67
1977-78	Jim Counce	36	119	3.31

Led the SEC





As a junior in 1990-91, **Oliver Miller** set a program single-season record with 112 blocks and also passed out over 100 assists.

GAME

1.	10	Steven Hill vs. Texas State	12/06/05
	10	Oliver Miller at Texas	02/04/90
3.	9	Oliver Miller vs. Louisiana Tech	12/05/90
	9	Oliver Miller vs. S. Alabama	12/11/90
5.	8	Moses Kingsley vs. Tennessee Tech	12/12/15
	8	Delvon Johnson vs. Seton Hall	12/08/10
	8	Steven Hill vs. UT Pan American	12/30/05
	8	Andrew Lang vs. Texas Tech	02/07/87
	8	Andrew Lang vs. Rice	01/14/87
10.	7	15 times by nine players	

(Last: Reggie Chaney at Providence, 03/19/19)

SEASON

1.	112	Oliver Miller # LED SWC	1991
2.	99	Steven Hill	2007
3.	93	Moses Kingsley # LED SEC	2017
4.	91	Delvon Johnson	2011
	91	Steven Hill	2006
6.	88	Oliver Miller	1992
7.	85	Oliver Miller	1990
	85	Andrew Lang	1987
9.	80	Nick Davis	1998
10.	79	Andrew Lang	1988

CAREER

1.	345	Oliver Miller	1989-92
2.	318	Steven Hill	2005-08
3.	256	Moses Kingsley	2014-17
4.	252	Andrew Lang	1985-88
5.	194	Darian Townes	2005-08
6.	141	Daniel Gafford	2018-19
7.	130	Nick Davis	1996-98
8.	111	Hunter Mickelson	2011-13
	111	Larry Satchell	2000-03
10.	107	Delvon Johnson	2010-11
	107	Mike Washington	2007-10

SEC GAME

1.	7	Daniel Gafford vs. Auburn	02/27/18
	7	Daniel Gafford vs. Vanderbilt	02/10/18
	7	Hunter Mickelson vs. LSU	01/14/12
	7	Delvon Johnson vs. Georgia	02/02/11
	7	Steven Hill at Alabama	01/18/06
	7	Nick Davis vs. Mississippi State	01/31/98
7.	6	Bobby Portis at LSU	02/01/14
	6	Steven Hill vs. LSU	01/11/06
	6	Nick Davis vs. Tennessee	02/14/98

SEC SEASON

1.	50	Steven Hill	2007
2.	46	Steven Hill	2006
3.	44	Daniel Gafford	2018
	44	Nick Davis	1998
5.	41	Moses Kingsley	2017
	41	Steven Hill	2008
7.	40	Moses Kingsley	2016
	40	Oliver Miller	1992
9.	35	Bobby Portis	2014
	35	Delvon Johnson	2011

SEC CAREER

1.	153	Steven Hill	2005-08
2.	123	Moses Kingsley	2014-17
3.	77	Daniel Gafford	2018-19
4.	75	Darian Townes	2005-08
5.	74	Larry Satchell	2000-03
6.	69	Bobby Portis	2014-15
7.	65	Nick Davis	1996-98
8.	54	Hunter Mickelson	2012-13
9.	53	Mike Washington	2007-10
10.	52	Marshawn Powell	2010-13

BLOCKED SHOTS LEADERS

Season	Player	Games	Blocks	Avg.
2020-21	Connor Vanover	29	51	1.76
2019-20	Adrio Bailey	32	45	1.41
2018-19	Daniel Gafford	32	65	2.03
2017-18	Daniel Gafford	35	76	2.17
2016-17	Moses Kingsley #	36	93	2.58
2015-16	Moses Kingsley	32	76	2.37
2014-15	Bobby Portis	36	50	1.39
2013-14	Bobby Portis	34	54	1.58
2012-13	Hunter Mickelson	32	39	1.22
2011-12	Hunter Mickelson	32	72	2.25
2010-11	Delvon Johnson	31	91	2.94
2009-10	Marshawn Powell	32	42	1.31
2008-09	Mike Washington	30	39	1.30
2007-08	Steven Hill	35	74	2.11
2006-07	Steven Hill	35	99	2.83
2005-06	Steven Hill	32	91	2.84
2004-05	Steven Hill	30	54	1.80
2003-04	Rashard Sullivan	26	28	1.08
2002-03	Larry Satchell	24	29	1.21
2001-02	Larry Satchell	26	20	0.78
2000-01	Larry Satchell	31	45	1.50
1999-00	Alonzo Lane	34	34	1.00
1998-99	Chris Jefferies	34	46	1.35
1997-98	Nick Davis	33	80	2.42
1996-97	Nick Davis	27	31	1.15
1995-96	Lee Wilson	33	32	0.97

1994-95	Corliss Williamson	39	33	0.85
Season	Player	Games	Blocks	Avg.
1993-94	Corliss Williamson	34	39	1.15
1992-93	Corliss Williamson	18	22	1.22
1991-92	Oliver Miller	34	88	2.59
1990-91	Oliver Miller #	38	112	2.95
1989-90	Oliver Miller	35	85	2.43
1988-89	Oliver Miller	30	60	2.00
1987-88	Andrew Lang	30	79	2.63
1986-87	Andrew Lang	32	85	2.66
1985-86	Andrew Lang	26	65	2.50
1984-85	Andrew Lang	33	23	0.70
1983-84	Joe Kleine	32	21	0.66
1982-83	Darrell Walker	30	11	0.37
1981-82	Scott Hastings	29	23	0.79
1980-81	Darrell Walker	31	28	0.90
1979-80	Scott Hastings	29	17	0.59
1978-79	U.S. Reed	30	19	0.63
	Steve Schall	30	19	0.63
1977-78	Steve Schall	36	47	1.31

Led the SEC/SWC





GAME

1.	9	Robert Shepherd at Arizona	12/06/92
2.	8	Clint McDaniel vs. Florida A&M	12/21/94
	8	Darrell Hawkins vs. Holy Cross	03/18/93
	8	Keith Wilson vs. Rice	1989
	8	Alvin Robertson vs. Virginia	03/18/84
	8	Alvin Robertson vs. Purdue	03/19/83
	8	Todd Day at Texas A&M	02/23/91
8.	7	Todd Day vs. Vanderbilt	02/12/92
	7	TJ Cleveland vs. LSU	03/11/00
	7	Ronnie Brewer vs. UL Monroe	12/31/04

SEASON

1.	102	Clint McDaniel % # LED SEC	1995
2.	100	Lee Mayberry	1991
3.	97	Keith Wilson	1989
4.	92	Alvin Robertson	1984
5.	88	Alvin Robertson	1983
6.	87	Robert Shepherd # LED SEC	1993
7.	85	Todd Day	1991
8.	84	Darrell Walker	1983
9.	83	Ronnie Brewer # LED SEC	2006
10.	82	Todd Day	1990

CAREER

1.	291	Lee Mayberry	1989-92
2.	271	Todd Day	1989-92
3.	251	Kareem Reid	1996-99
4.	230	Darrell Walker	1981-83
5.	226	TJ Cleveland	1999-02
	226	Clint McDaniel	1992-95
7.	217	Alvin Robertson	1982-84
8.	216	Ronnie Brewer	2004-06
9.	207	Ron Huery	1987-88, 90-91
10.	188	Keith Wilson	1987-89

% SEC Record | # Led the SEC

SEC GAME

1.	7	TJ Cleveland vs LSU	03/11/00
	7	Todd Day vs. Vanderbilt	02/12/92
3.	6	Isaiah Joe vs. Alabama	03/09/19
	6	Jabril Durham vs. Miss. St.	01/09/16
	6	Marshawn Powell vs. Vanderbilt	01/12/13
	6	Ronnie Brewer vs. Florida	02/28/04
	6	Clint McDaniel vs. Ole Miss	02/18/95
	6	Clint McDaniel vs. Ole Miss	1994
	6	Todd Day vs. LSU	1992
	6	Lee Mayberry vs. Vanderbilt	02/12/92

SEC SEASON

1.	45	Robert Shepherd	1993
2.	43	Todd Day	1992
3.	38	Ronnie Brewer	2004
4.	36	Ronnie Brewer	2005
	36	Lee Mayberry	1992
	36	Clint McDaniel	1995
7.	35	Corey Beck	1994
8.	33	Kareem Reid	1997
9.	32	Mardracus Wade	2013
10.	31	Kareem Reid	1996

SEC CAREER

1.	121	Kareem Reid	1996-99
2.	103	Ronnie Brewer	2004-06
3.	91	TJ Cleveland	1999-02
4.	90	Brandon Dean	1999-02
5.	87	Eric Ferguson	2003-06
	87	Clint McDaniel	1992-95
7.	81	Mardracus Wade	2011-14
8.	75	Corey Beck	1993-95
9.	72	Pat Bradley	1996-99
10.	71	Robert Shepherd	1992-93



One of two players in program history with 50 or more steals four straight years, **Lee Mayberry** was the first Razorback with 100 in a season in 1990-91.

STEAL LEADERS

Season	Player	Games	Steals	Avg.
2020-21	JD Notae	32	46	1.44
2019-20	Mason Jones	31	50	1.61
2018-19	Isaiah Joe	34	51	1.50
2017-18	Daryl Macon	35	36	1.03
2016-17	Manuale Watkins	36	45	1.25
2015-16	Jabril Durham	32	52	1.62
2014-15	Bobby Portis	36	39	1.08
2013-14	Coty Clarke	34	51	1.50
2012-13	Mardracus Wade	32	54	1.69
2011-12	Mardracus Wade	32	49	1.53
	Julysses Nobles	32	49	1.53
2010-11	Julysses Nobles	31	35	1.13
2009-10	Rotnei Clarke	31	36	1.13
2008-09	Courtney Fortson	29	33	1.14
2007-08	Sonny Weems	34	45	1.32
2006-07	Patrick Beverley	35	61	1.74
2005-06	Ronnie Brewer % #	32	83	2.59
2004-05	Ronnie Brewer	30	76	2.53
2003-04	Ronnie Brewer	28	57	2.04
2002-03	Eric Ferguson	28	52	1.86
2001-02	TJ Cleveland	29	56	1.93
2000-01	TJ Cleveland	31	61	1.97
1999-00	TJ Cleveland	26	70	2.70
1998-99	Kareem Reid	34	57	1.68
1997-98	Kareem Reid	32	61	1.91
1996-97	Kareem Reid	32	68	2.13
1995-96	Kareem Reid	33	65	1.97

Season	Player	Games	Steals	Avg.
1994-95	Clint McDaniel	37	102 +	2.76
1993-94	Corey Beck	34	68	2.00
1992-93	Robert Shepherd #	31	87	2.81
1991-92	Lee Mayberry	34	75	2.21
1990-91	Lee Mayberry	38	100	2.63
1989-90	Todd Day	35	82	2.34
1988-89	Keith Wilson	32	97	3.03
1987-88	Tim Scott	30	52	1.73
1986-87	Ron Huery	33	59	1.79
1985-86	Byron Irvin	28	31	1.11
1984-85	Charles Balentine	35	45	1.29
1983-84	Alvin Robertson	32	92	2.88
1982-83	Alvin Robertson	28	88	3.14
1981-82	Darrell Walker	29	67	2.31
1980-81	Darrell Walker	31	79	2.55
1979-80	U.S. Reed	29	36	1.24
1978-79	Sidney Moncrief	30	44	1.47
1977-78	Ron Brewer	36	77	2.14


% SEC Record

Led the SEC


+ 102 total steals was SEC Record (has since been broken)



Category	Freshman	Sophomore	Junior	Senior
Scoring Average	George Kok 18.7, 1945	Corliss Williamson 20.4, 1994	Martin Terry 24.3, 1972	Martin Terry 28.3, 1973
Points	Scotty Thurman 540, 1993	Corliss Williamson 695, 1994	Todd Day 786, 1991	Joe Kleine 773, 1985
FG Percentage (min 100 att.)	Sidney Moncrief .665, 1976	Daniel Gafford .660, 2019	Oliver Miller .704, 1991	Steven Hill .678, 2008
FG Made	Scotty Thurman 204, 1993	Corliss Williamson 273, 1994	Corliss Williamson 283, 1995	Joe Kleine 294, 1985
FG Attempted	Scotty Thurman 439, 1993	Todd Day 483, 1990	Todd Day 586, 1991	Martin Terry 508, 1793
FT Percentage (min 50 att.)	Philip McKeller .864, 1997	Pat Bradley .913, 1997	Tommy Boyer .933, 1962	Rickey Medlock .939, 1975
FT Made	Moses Moody 151, 2021	Corliss Williamson 149, 1994	Mason Jones 233, 2020	Sidney Moncrief 212, 1979
FT Attempted	Moses Moody 186, 2021	Corliss Williamson 213, 1994	Corliss Williamson 304, 1995	Joe Kleine 257, 1985
Rebounding Average	Sidney Moncrief 7.6, 1976	Dean Tolson 9.9, 1972	Dean Tolson 12.4, 1973	Dean Tolson 13.2, 1974
Rebounds	Bobby Portis 230, 2014	Bobby Portis 321, 2015	Dean Tolson 310, 1973	Derek Hood 349, 1999
3pt Percentage (min 70 att.)	Isaiah Joe .414, 2019	Lee Mayberry .504, 1990	Chris Walker .458, 1999	Arlyn Bowers .477, 1991
3pt Made	Isaiah Joe 113, 2019	Rotnei Clarke 100, 2010	Scotty Thurman 102, 1995	Jannero Pargo 95, 2002
3pt Attempted	Isaiah Joe 273, 2019	Isaiah Joe 275, 2020	Pat Bradley 242, 1998	Pat Bradley 245, 1999
Assists	Kareem Reid 219, 1996	Jalen Harris 189, 2019	Lee Mayberry 209, 1991	Corey Beck 207, 1995
Blocked Shots	Daniel Gafford 76, 2018	Steven Hill 91, 2006	Oliver Miller 112, 1991	Moses Kingsley 93, 2017
Steals	Kareem Reid 65, 1996	Todd Day 82, 1990	Lee Mayberry 100, 1991	Clint McDaniel 102, 1995



Scotty Thurman owns three freshman class records including field goals made in 1993.



Corliss Williamson's dominant sophomore season gave him five Arkansas class records.



Joe Kleine scored 773 points as a senior and also holds senior records for free throws attempted and field goals made.





POINTS

Game:	166 vs. U.S. International	12/09/89
Season:	3,783 *	1991
SEC Game:	117 vs. Auburn	01/15/94
SEC Season:	1,468	1992

SCORING AVERAGE

Season:	99.6	1991
SEC Season:	91.8	1992

FIELD GOALS

Game:	68 vs. U.S. International	12/09/89
Season:	1,414	1991
SEC Game:	43 vs. Auburn	01/15/94
SEC Season:	529	1992

FIELD GOALS ATTEMPTED

Game:	101 vs. U.S. International	12/09/89
Season:	2,820	1991
SEC Game:	66 vs. Mississippi State	02/20/93
SEC Season:	1,089	2015

FIELD-GOAL PERCENTAGE

Game:	.794 vs. Texas Tech (27-34)	02/20/79
Season:	.546 (1,060-1,943) *	1978
SEC Game:	.627 at Missouri (37-59)	01/12/16
SEC Season:	.497 (521-1,049)	1993

THREE-POINT FIELD GOALS

Game:	21 vs. Troy	12/10/96
Season:	361 *	1995
SEC Game:	17 vs. Auburn	01/15/95
	17 vs. Auburn	02/21/98
SEC Season:	143	1995

THREE-POINT FGS ATTEMPTED

Game:	54 vs. North Texas	12/30/98
Season:	917	1995
SEC Game:	38 vs. Ole Miss	03/04/09
SEC Season:	399	2019

THREE-POINT FG PERCENTAGE

Game:	.692 vs. Evansville (9-13)	12/08/15
Season:	.397 (216-544)	2016
SEC Game:	.667 vs. LSU (10-15)	01/26/08
	.667 vs. Mississippi State (16-24)	01/09/16
SEC Season:	.400 (110-275)	1992

FREE THROWS MADE

Game:	48 vs. Ole Miss	01/17/04
Season:	713	1991
SEC Game:	48 vs. Ole Miss	01/17/04
SEC Season:	300	1992

FREE THROWS ATTEMPTED

Game:	65 vs. TCU	03/01/55
Season:	975	1991
SEC Game:	53 vs. Ole Miss	01/17/04
SEC Season:	400	1992

FREE THROW PERCENTAGE

Game: (Min. 8 att.)	1.000 vs. Kentucky (16-16)	02/27/14
	1.000 vs. Texas Tech (12-12),	01/08/66
	1.000 at Centenary (12-12)	01/11/75
Season:	.776 (502-646)	1962
SEC Game:	.941 vs. LSU (16-17)	02/12/05
SEC Season:	.750 (300 of 400)	1992

REBOUNDS

Game:	77 vs. Jackson State	11/22/02
Season:	1,540	1991
SEC Game:	61 vs. Ole Miss	01/18/92
SEC Season:	616	1994

REBOUND AVERAGE

Season:	52.0	1974
SEC Season:	38.5	1994

STEALS

Game:	26 vs. La.-Monroe	11/25/00
Season:	467 *	1991
SEC Game:	21 vs. Mississippi State	01/15/92
SEC Season:	185	1992

ASSISTS

Game:	47 vs. U.S. International	12/09/89
Season:	819	1991
SEC Game:	32 vs. Mississippi State	02/20/93
SEC Season:	299	1993

BLOCKED SHOTS

Game:	18 vs. Missouri	12/05/95
Season:	229	1991
SEC Game:	13 vs. South Carolina	02/19/14
SEC Season:	99	2015

PERSONAL FOULS

Game:	38 vs. Missouri	12/03/60
Season:	789	1995
SEC Game:	33 vs. Ole Miss	01/09/99
SEC Season:	386	2020

TURNOVERS

Game:	32 vs. Providence	11/16/07
	32 vs. Grambling	11/28/86
Season:	633	1995
SEC Game:	28 vs. Auburn	02/05/00
SEC Season:	258	2003

GAMES IN A SEASON

1.	39 *	32-7	1994-95
2.	38	34-4	1990-91
3.	36	26-10	2016-17
3.	36	27-9	2014-15
5.	35	23-12	2017-18
	35	23-12	2007-08
	35	21-14	2006-07
	35	30-5	1989-90
	35	22-13	1984-85

WINS IN A SEASON

1.	34 *	(4 losses)	1990-91
2.	32	(7 losses)	1994-95
	32	(4 losses)	1977-78
4.	31	(3 losses)	1993-94
5.	30	(5 losses)	1989-90
6.	27	(9 losses)	2014-15
7.	26	(10 losses)	2016-17
	26	(8 losses)	1991-92
	26	(4 losses)	1982-83
	26	(2 losses)	1976-77
11.	25	(7 losses)	2020-21
	25	(7 losses)	1988-89
	25	(7 losses)	1983-84
	25	(5 losses)	1978-79

WINS IN AN SEC SEASON

1.	14	(2 losses)	1994
2.	13	(4 losses)	2021
	13	(5 losses)	2015
	13	(3 losses)	1992
5.	12	(6 losses)	2017
	12	(4 losses)	1995
7.	11	(5 losses)	1998
8.	10	(8 losses)	2018
	10	(8 losses)	2014
	10	(8 losses)	2013
	10	(6 losses)	2006
	10	(6 losses)	2001
	10	(6 losses)	1993

* Led the NCAA





RAZORBACK RECORDS • Team Season Stats by Year

RAZORBACKS

Season	'51-52	'52-53	'53-54	'54-55	'55-56	'56-57	'57-58	'58-59	'59-60	'60-61	'61-62	'62-63	'63-64	'64-65	'65-66	'66-67	'67-68	'68-69	'69-70	'70-71	'71-72
Games	24	21	23	24	24	24	27	24	24	23	24	24	23	23	23	23	24	24	24	26	26
Tot. Pts.	1187	1382	1496	1727	1616	755	1628	1491	1706	1738	1730	1734	1675	1730	1727	1388	1716	1601	1724	2245	2301
Avg. Pts.	49.4	65.8	65.0	72.0	67.3	62.9	60.3	62.1	71.1	75.6	72.1	72.3	72.4	75.2	75.1	60.3	71.5	66.7	71.8	86.3	88.5
FG	435	484	505	565	571	541	625	571	599	655	614	650	647	649	658	530	638	621	699	831	840
FGA	1331	1558	1605	1579	1642	1749	1835	1572	1559	1497	1576	1556	1560	1471	1509	1188	1436	1415	1597	1754	1830
FG Pct.	.326	.311	.314	.358	.347	.309	.341	.363	.384	.437	.390	.418	.415	.441	.436	.446	.444	.439	.438	.474	.459
3-Pt. FG	--	--	--	--	--	--	--	--	--	--	--	--	--	--	--	--	--	--	--	--	--
3-Pt. Att.	--	--	--	--	--	--	--	--	--	--	--	--	--	--	--	--	--	--	--	--	--
3-Pt. Pct.	--	--	--	--	--	--	--	--	--	--	--	--	--	--	--	--	--	--	--	--	--
FT	317	414	486	597	474	469	378	349	508	428	502	434	381	432	411	328	440	359	334	583	621
FTA	547	656	755	867	715	717	598	538	684	574	647	582	524	578	548	457	597	539	488	820	882
FT Pct.	.579	.632	.643	.689	.663	.654	.632	.648	.743	.745	.776	.746	.727	.747	.750	.718	.737	.666	.700	.711	.704
Rebounds	--	924	872	1050	1147	1225	1228	1095	1117	1043	1092	1056	999	954	1010	746	952	916	934	1091	1236
Reb. Avg.	--	44.0	37.9	43.8	47.8	51.0	45.5	45.6	46.5	45.3	45.5	44.0	43.4	41.5	43.9	32.4	39.7	38.2	38.9	42.0	47.5
Assists	--	--	--	--	--	--	--	--	--	--	--	--	--	--	--	--	--	--	--	--	--
Steals	--	--	--	--	--	--	--	--	--	--	--	--	--	--	--	--	--	--	--	--	--
Blocks	--	--	--	--	--	--	--	--	--	--	--	--	--	--	--	--	--	--	--	--	--
Turnovers	--	--	--	--	--	--	--	--	--	--	--	--	--	--	--	--	--	--	--	--	--
Fouls	577	518	618	517	376	483	530	444	486	476	535	507	520	455	434	383	481	470	465	528	576

OPPONENTS

Season	'51-52	'52-53	'53-54	'54-55	'55-56	'56-57	'57-58	'58-59	'59-60	'60-61	'61-62	'62-63	'63-64	'64-65	'65-66	'66-67	'67-68	'68-69	'69-70	'70-71	'71-72
Tot. Pts.	1275	1322	1432	1715	1551	788	1580	1535	1676	1597	1665	1686	1732	1725	1631	1511	1760	1600	1836	2344	2328
Avg. Pts.	53.1	62.9	62.3	71.4	64.6	65.6	58.5	63.9	69.8	69.5	69.4	70.3	75.3	75.0	71.0	65.7	73.3	66.7	76.5	90.2	89.5
FG	460	401	414	548	558	528	532	568	593	570	578	597	620	652	611	578	641	578	693	927	901
FGA	1363	1187	1269	1463	1478	1364	1500	1425	1482	1347	1430	1460	1448	1446	1407	1251	1468	1260	1540	1873	1861
FG Pct.	.336	.337	.326	.374	.377	.387	.354	.398	.400	.423	.404	.409	.428	.451	.434	.462	.443	.459	.450	.495	.484
3-Pt. FG	--	--	--	--	--	--	--	--	--	--	--	--	--	--	--	--	--	--	--	--	--
3-Pt. Att.	--	--	--	--	--	--	--	--	--	--	--	--	--	--	--	--	--	--	--	--	--
3-Pt. Pct.	--	--	--	--	--	--	--	--	--	--	--	--	--	--	--	--	--	--	--	--	--
FT	355	520	604	619	435	523	516	399	490	457	509	492	492	421	409	355	458	444	440	491	526
FTA	571	796	953	889	633	793	753	591	703	666	716	700	696	602	573	495	639	625	610	686	787
FT Pct.	.622	.653	.634	.695	.687	.659	.685	.675	.697	.686	.712	.703	.707	.699	.714	.717	.717	.710	.738	.716	.668
Rebounds	--	803	844	939	1012	1051	1090	1031	1064	931	1035	1089	1086	975	1014	838	979	879	1109	120	1236
Reb. Avg.	--	38.2	36.7	39.1	42.2	43.8	40.4	43.0	44.3	40.5	43.1	45.4	47.2	42.4	44.1	34.9	40.8	36.6	46.2	46.6	47.5
Assists	--	--	--	--	--	--	--	--	--	--	--	--	--	--	--	--	--	--	--	--	--
Steals	--	--	--	--	--	--	--	--	--	--	--	--	--	--	--	--	--	--	--	--	--
Blocks	--	--	--	--	--	--	--	--	--	--	--	--	--	--	--	--	--	--	--	--	--
Turnovers	--	--	--	--	--	--	--	--	--	--	--	--	--	--	--	--	--	--	--	--	--
Fouls	513	438	500	508	432	430	458	406	478	400	482	424	413	428	438	384	467	425	391	630	620





RAZORBACKS

Season	'72-73	'73-74	'74-75	'75-76	'76-77	'77-78	'78-79	'79-80	'80-81	'81-82	'82-83	'83-84	'84-85	'85-86	'86-87	'87-88	'88-89	'89-90	'90-91	'91-92	'93-94	'92-93
Games	26	26	26	28	28	36	30	29	32	29	30	32	35	28	33	30	32	35	38	34	34	31
Tot. Pts.	2173	2212	1911	2239	2073	2705	2238	1938	2199	2054	2171	2154	2284	1955	2578	2264	2870	3345	3783*	3053	3176	2695
Avg. Pts.	83.5	85.1	73.5	80.0	74.0	75.1	74.6	66.8	68.7	70.8	72.4	67.3	65.3	69.8	78.1	75.5	89.7	95.6	99.6	89.8	93.4	86.9
FG	850	913	807	910	849	1060	849	750	850	806	833	831	899	754	908	839	1071	1229	1414	1128	1154	995
FGA	1749	2014	1524	1715	1558	1943	1587	1486	1629	1510	1586	1547	1744	1644	1997	1734	2172	2440	2820	2275	2363	2039
FG Pct.	.486	.453	.530	.531	*.545	*.546	.535	.505	.522	.534	.525	.537	.515	.459	.455	.484	.493	.504	.501	.496	.488	.488
3-Pt. FG	--	--	--	--	--	--	--	--	--	--	--	--	--	--	146	119	141	197	242	193	301*	210
3-Pt. Att.	--	--	--	--	--	--	--	--	--	--	--	--	--	--	410	328	387	500	633	516	777	532
3-Pt. Pct.	--	--	--	--	--	--	--	--	--	--	--	--	--	--	.356	.363	.354	.394	.382	.374	.387	.395
FT	473	383	297	419	375	585	540	438	499	442	505	492	486	447	616	467	587	690	713	604	567	495
FTA	689	557	417	581	577	781	753	610	722	657	799	732	750	673	892	696	868	942	975	815	834	721
FT Pct.	.687	.688	.712	.721	.650	.749	.717	.718	.691	.673	.632	.672	.648	.664	.691	.671	.676	.732	.731	.741	.680	.687
Rebounds	1193	1352	931	1118	1031	1242	1133	895	1021	862	998	992	1021	977	1261	1077	1231	1296	1540	1319	1416	1065
Reb. Avg.	45.9	52.0	35.8	39.9	36.8	34.5	37.8	30.9	31.9	29.7	33.3	31.0	29.2	34.9	38.2	35.9	38.5	37.0	40.5	38.8	41.6	34.4
Assists	--	--	269	NA	270	425	404	340	386	448	385	463	518	361	434	407	570	667	819	674	687*	582
Steals	--	--	NA	NA	169	245	143	194	249	247	277	236	232	198	313	271	372	388	467*	358	352	352
Blocks	--	--	--	--	147	97	76	95	64	38	55	67	114	142	139	147	172	229	170	129	97	97
Turnovers	--	--	NA	NA	438	560	459	404	479	431	519	525	538	431	563	433	463	455	575	500	539	451
Fouls	478	465	483	584	507	572	557	553	592	524	556	598	683	656	728	586	654	688	775	614	708	707

OPPONENTS

Season	'72-73	'73-74	'74-75	'75-76	'76-77	'77-78	'78-79	'79-80	'80-81	'81-82	'82-83	'83-84	'84-85	'85-86	'86-87	'87-88	'88-89	'89-90	'90-91	'91-92	'93-94	'92-93
Tot. Pts.	2055	2315	1707	1901	1701	2218	1878	1745	1913	1770	1836	1886	2158	1983	2434	1946	2414	2792	3054	2613	2569	2403
Avg. Pts.	79.0	89.0	65.7	67.9	60.8	61.6	62.6	60.2	59.8	61.0	61.2	58.9	61.7	70.8	73.8	64.9	75.4	79.8	80.4	76.9	75.6	77.5
FG	877	1023	693	771	707	942	757	678	767	724	765	752	845	739	886	693	875	1016	1146	959	898	838
FGA	1942	2162	1532	1698	1669	2195	1743	1442	1663	1519	1559	1557	1717	1580	2005	1626	1969	2252	2558	2124	2234	1856
FG Pct.	.452	.473	.452	.454	.424	.429	.434	.470	.461	.477	.491	.483	.492	.468	.442	.426	.444	.451	.448	.452	.402	.452
3-Pt. FG	--	--	--	--	--	--	--	--	--	--	--	--	--	--	106	136	150	190	184	233	217	190
3-Pt. Att.	--	--	--	--	--	--	--	--	--	--	--	--	--	--	314	338	442	472	511	519	732	510
3-Pt. Pct.	--	--	--	--	--	--	--	--	--	--	--	--	--	--	.338	.402	.339	.403	.360	.409	.296	.373
FT	301	269	321	359	287	334	364	389	379	323	306	382	468	505	556	424	514	570	578	462	556	537
FTA	448	398	459	542	423	486	523	563	569	464	495	555	676	761	849	628	753	807	895	707	817	843
FT Pct.	.672	.676	.699	.662	.678	.687	.696	.691	.666	.696	.618	.688	.692	.664	.655	.675	.683	.706	.646	.653	.681	.637
Rebounds	1128	1188	808	878	865	1109	884	839	928	852	820	784	962	1022	1279	989	1246	1399	1554	1196	1377	1270
Reb. Avg.	43.4	45.7	31.1	31.4	30.9	30.8	29.5	28.9	29.0	29.4	27.3	24.5	27.5	36.5	38.8	33.0	38.9	40.0	40.9	35.2	40.5	41.0
Assists	--	--	195	NA	NA	358	300	285	339	310	345	379	450	403	500	358	505	536	592	550	481	482
Steals	--	--	NA	NA	NA	182	144	151	166	186	207	196	197	153	248	164	194	208	257	207	236	185
Blocks	--	--	--	--	--	60	52	62	80	68	92	78	82	71	64	57	76	88	91	119	101	86
Turnovers	--	--	NA	NA	NA	501	342	400	486	514	574	486	541	427	596	525	689	724	854	645	725	680
Fouls	694	544	482	569	543	724	679	605	661	586	676	692	723	612	743	630	725	739	769	659	685	639



Lee Mayberry set the program record for games played with 139 and also made a record 96 straight starts along the way.

Individual

Consecutive Games Started

96, Lee Mayberry (11/27/88 - 02/23/91)

Most Games Played in a Career

139, Lee Mayberry (89-92)

Consecutive Free Throws Made

48, Rickey Medlock (12/21/74 - 03/04/75, 20 games)

Consecutive Games with a 3-Point Field Goal

60, Pat Bradley (1997-98)

Most Points in Consecutive Games

82, Martin Terry
^ 35 at TCU (02/20/73)
^ 47 vs. SMU (02/24/73)

Double-Doubles in a Career

42, Dean Tolson (1972-74)
36, Joe Kleine (1983-85)
34, Derek Hood (1996-99)

Double-Doubles in a Season

18, Derek Hood (1999)
16, Moses Kingsley (2016); Dean Tolson (1974)
15, Joe Kleine (1984); Dean Tolson (1973)

Consecutive Double-Doubles

9, Dean Tolson (02/02/74 - 03/02/74)
6, Derek Hood (02/20/99 - 03/07/99)

Triple-Doubles

Alvin Robertson
23 pts, 11 rbs, 10 ast at Texas - W, 70-66 (01/19/84)
Courtney Fortson
20 pts, 10 rbs, 11 ast vs. NC Central - W, 98-70 (12/10/08)

Team

All-Time Record

1,733-974 (.639), 98 seasons

All-Time Conference Record

848-563 (.601)

All-Time SEC Record

263-234 (.529), 30 seasons

All-Time SWC Record

585-329 (.640), 68 seasons

All-Time Conference Tournament Record

51-38 (.573)

All-Time SEC Tournament Record

28-28 (.500)

All-Time SWC Tournament Record

23-10 (.697)

All-Time NCAA Tournament Record

45-33 (.577)

All-Time Record as a AP Ranked Team

Overall: 398-110 (.783)
Home: 176-13 (.931)
Away: 108-52 (.675)
Neutral: 109-45 (.708)

All-Time Record as a AP Top 10 Ranked Team

Overall: 194-45 (.812)
Home: 80-4 (.952)
Away: 47-21 (.691)
Neutral: 67-20 (.770)

All-Time Record as a AP Top Five Team

Overall: 113-24 (.825)
Home: 52-1 (.981)
Away: 28-15 (.651)
Neutral: 33-8 (.805)

All-Time Record as the AP No. 1-Ranked Team

Overall: 16-4 (.800)
Home: 8-0 (1.000)
Away: 6-2 (.750)
Neutral: 2-2 (.500)

All-Time Record vs. AP Ranked Teams

Overall: 101-155 (.395)
Home: 52-34 (.605)
Away: 15-59 (.203)
Neutral: 35-59 (.372)

All-Time Record vs. AP Top 10 Teams

Overall: 33-79 (.295)
Home: 20-13 (.606)
Away: 4-32 (.111)
Neutral: 9-34 (.209)

All-Time Record vs. AP Top Five Teams

Overall: 16-49 (.215)
Home: 11-8 (.580)
Away: 1-18 (.053)
Neutral: 4-24 (.143)

All-Time Record vs. AP No. 1 Ranked Teams

Overall: 1-11 (.083)
Home: 0-2 (.000)
Away: 0-2 (.000)
Neutral: 1-7 (.125)

All-Time Record in AP Top 25 Matchups

Overall: 42-45 (.483)
Home: 14-6 (.700)
Away: 4-14 (.222)
Neutral: 24-25 (.489)

Barnhill Arena All-Time Record

304-94 (.764)

Bud Walton Arena All-Time Record

389-90 (.812)

“Home” Neutral Games at:

Blytheville: 2-0 (1.000)
El Dorado: 1-0 (1.000)
Fort Smith: 2-0 (1.000)
Jonesboro: 1-0 (1.000)
Little Rock: 79-21 (.790)
Marion: 1-0 (1.000)
North Little Rock: 16-9 (.640)
Pine Bluff: 28-2 (.933)

Consecutive Winning Seasons

26 (1924-49)

Consecutive Non-Losing Seasons

28 (1924-51)

Consecutive Season-Opening Wins

25 (1924-48)

Longest Winning Streak

31 Games (1927-29)

Consecutive Conference Wins

21 (1926-29)

Consecutive Conference Losses

9 (1970-71)

Fewest Wins

5 (69-70, 70-71)

Fewest Losses

1 (27-28, 28-29)

Fewest Points

519 (16 games 1926-27)
643 (20 games or more 1929-30)

Greatest Scoring Margin

19.2 (90-91)

Lowest Scoring Average

28.0 (29-30, 643 in 23 games)

Worst Winning Percentage

.192 (5 wins 21 losses, 1970-71)

Most Points Allowed

3115 (1994-95; 39 games)

Fewest Points Allowed

374 (16 games; 1926-27)
448 (20 games or more 1925-26)

Longest Losing Streak

10 games (1970-71)

Fewest Personal Fouls

434 (1965-66)

Fewest Rebounds

862 (1981-82)

Smallest Margin of Victory

71 one-point games
(Last game 81-80 at Kentucky, 02/09/21)

Smallest Margin of Defeat

64 one-point games
(Last game 78-77 vs Mississippi State, 02/15/20)

Most Points in a Loss

110 vs. Baylor (111) OT, 03/2/71

All-Time Overtime Record

66-58, .532 (8-2 in 2 OT; 0-1 in 3OT)

Last OT Game

Arkansas 86, Missouri 81, 02/13/21

Last 2 OT Game

Arkansas 80, at Georgia 77, 01/23/18

Last 3 OT Game

Houston 90, Arkansas 84, 2/9/80

Most OT Games in a Season

5, 2x, last in 2015-16 (2 wins, 3 losses)

Most Points Opponent Floor

117 (Arkansas 117, Auburn 105, 1/15/94)

Most Points Neutral Floor

120 (Arkansas 120, Texas 89, 3/10/91; Arkansas 120, Loyola-Marymount 101, 3/16/89)

Most Points 1st Half

78 vs. US International, 12/9/89

Most Points 2nd Half

88 vs. US International, 12/9/89

Most Points in OT

19 vs. LSU (106-92), 3/3/92; Arkansas 19, LSU 5

Fewest Points in OT

3 at Ga Tech (62-61), 11/25/19; Arkansas 3, Ga Tech 2

Fewest Points, Both Teams

28 (SMU 17, Arkansas 11 in 1923)

Fewest Points Allowed

6 (Arkansas 64, Fort Smith National Guard 6 in 1925)

Modern Record for Fewest Points Allowed (since 1935)

14 (Arkansas 39, Baylor 14 in 1936)





NCAA TOURNAMENT RESULTS (45-33, .577)

34 NCAA Tournament Bids [33 appearances]

The 1944 team earned an NCAA bid but was unable to participate due to an automobile accident prior to the tournament

2021 SOUTH REGIONAL	#3 seed (#10)
1st RD: #14 Colgate	W 85 68
2nd RD: #4 seed (#21) Texas Tech	W 68 66
Sweet 16: #15 Oral Roberts	W 72 70
ELITE 8: #1 (#3) Baylor	L 72 81

2018 EAST REGIONAL	#7 seed
1st RD: #10 Butler	L 62 79

2017 SOUTH REGIONAL	#8 seed
1st RD: #9 Seton Hall	W 77 71
2nd RD: #1 (#6) North Carolina	L 65 72

2015 WEST REGIONAL	#5 seed (#21)
*2nd RD: #12 Wofford	W 56 53
*3rd RD: #4 (#15) North Carolina	L 78 87
<i>* First Four was considered First Round games in 2015</i>	

2008 EAST REGIONAL	#9 seed
1st RD: #8 (#24 coaches) Indiana	W 86 72
2nd RD: #1 (#1) North Carolina	L 77 108

2007 EAST REGIONAL	#12 seed
1st RD: #5 Southern California	L 60 77

2006 OAKLAND REGIONAL	#8 seed
1st RD: #9 Bucknell	L 55 59

2001 WEST REGIONAL	#7 seed
1st RD: #10 (#21) Georgetown	L 61 63

2000 SOUTH REGIONAL	#11 seed
1st RD: #6 (#23) Miami (Fla.)	L 71 75

1999 WEST REGIONAL	#4 seed (#17)
1st RD: #13 Siena	W 94 80
2nd RD: #5 (#21) Iowa	L 72 82

1998 WEST REGIONAL	#6 seed (#17)
1st RD: #11 Nebraska	W 74 65
2nd RD: #3 (#7) Utah	L 65 69

1996 EAST REGIONAL	#12 seed
1st RD: #5 (#18) Penn State	W 86 80
2nd RD: #4 (#20) Marquette	W 65 56
Sweet 16: #1 (#1) Massachusetts	L 63 79

1995 MIDWEST REGIONAL	#2 seed (#6)
1st RD: #15 Texas Southern	W 79 78
2nd RD: #7 (#25) Syracuse	(OT) W 96 95
Sweet 16: #6 Memphis	(OT) W 96 91
ELITE 8: #4 (#13) Virginia	W 68 61
FINAL FOUR	
Semifinal: #2 (#4) North Carolina	W 75 68
Final: #1 (#1) UCLA	L 78 89

NATIONAL RUNNER-UP

1994 MIDWEST REGIONAL	#1 seed (#2)
1st RD: #16 North Carolina A&T	W 94 79
2nd RD: #9 Georgetown	W 85 73
Sweet 16: #12 Tulsa	W 103 84
ELITE 8: #3 (#11) Michigan	W 76 68
FINAL FOUR	
Semifinal: #2 (#9) Arizona	W 91 82
Final: #2 (#6) Duke	W 76 72
NATIONAL CHAMPION	

1993 EAST REGIONAL	#4 seed (#14)
1st RD: #13 Holy Cross	W 94 64
2nd RD: #5 St. John's	W 80 74
Sweet 16: #1 (#4) North Carolina	L 74 80

1992 MIDWEST REGIONAL	#3 seed (#9)
1st RD: #14 Murray State	W 80 60
2nd RD: #6 Memphis	L 80 82

1991 SOUTHEAST REGIONAL	#1 seed (#2)
1st RD: #16 Georgia State	W 117 76
2nd RD: #8 Arizona State	W 97 90
Sweet 16: #4 (#19) Alabama	W 93 70
ELITE 8: #3 (#12) Kansas	L 81 93

1990 MIDWEST REGIONAL	#4 seed (#7)
1st RD: #13 Princeton	W 68 64
2nd RD: #12 Dayton	W 86 84
Sweet 16: #8 North Carolina	W 96 73
ELITE 8: #10 Texas	W 88 85
FINAL FOUR	
Semifinal: #3 (#15) Duke	L 83 97

1989 MIDWEST REGIONAL	#5 seed
1st RD: #12 Loyola-Marymount	W 120 101
2nd RD: #4 (#12) Louisville	L 74 93

1988 SOUTHEAST REGIONAL	#11 seed
1st RD: #6 Villanova	L 74 82

1985 WEST REGIONAL	#9 seed
1st RD: #8 Iowa	W 63 54
2nd RD: #1 (#3) St. John's	L 65 68

1984 EAST REGIONAL	#2 seed (#8)
*2nd RD: #7 Virginia	(OT) L 51 53
<i>* earned 1st rd bye</i>	

1983 MIDEAST REGIONAL	#4 seed (#9)
*2nd RD: #5 Purdue	W 78 68
Sweet 16: #1 (#2) Louisville	L 63 65
<i>* earned 1st rd bye</i>	

1982 MIDWEST REGIONAL	#4 seed (#12)
* 2nd RD: #5 Kansas State	L 64 65
<i>* earned 1st rd bye</i>	

1981 MIDWEST REGIONAL	#5 seed (#12)
1st RD: #12 Mercer	W 73 67
2nd RD: #4 (#12) Louisville	W 74 73
Sweet 16: #1 (#4) LSU	L 56 72

1980 MIDWEST REGIONAL	#10 seed
1st RD: #7 Kansas State	L 53 71

1979 MIDWEST REGIONAL	#2 seed (#5^)
*2nd RD: #7 Weber State	W 74 63
Sweet 16: #3 (#13) Louisville	W 73 62
ELITE 8: #1 (#1) Indiana State	L 71 73
<i>* earned 1st rd bye</i>	
<i>^ Arkansas was ranked #7 for the Weber State game</i>	

1978 WEST REGIONAL	#2L seed (#5^)
<i>NOTE: The 8-team regions had 4 automatic qualifiers (Q) and 4 at-large selections (L)</i>	
1st RD: #4Q Weber State	W 73 52
Sweet 16: #1Q (#2) UCLA	W 74 70
ELITE 8: #4L Cal State Fullerton	W 61 58
FINAL FOUR	
Semifinal: #2Q (#1) Kentucky	L 59 64
Consolation: #2L (#6) Notre Dame	W 71 69
NATIONAL 3RD-PLACE	
<i>^ Arkansas was ranked #7 for the Weber State game</i>	

1977 MIDWEST REGIONAL	(#8)
1st RD: Wake Forest	L 80 86

1958 MIDWEST REGIONAL	
Sweet 16: (#18) Oklahoma State	L 40 65
Consolation: (#3) Cincinnati	L 62 97

1949 WESTERN REGIONAL	(#20)
ELITE 8: Oregon State	L 38 56
Consolation: Wyoming	W 61 48

1945 WESTERN REGIONAL	
ELITE 8: Oregon	W 79 76
FINAL FOUR	
Semifinal: Oklahoma State +	L 41 68
<i>+ known as Oklahoma A&M then</i>	

1941 WESTERN REGIONAL	
ELITE 8: Wyoming	W 52 40
FINAL FOUR	
Semifinal: Washington State+	L 53 64

National Invitation Tournament
Results (6-5, .545)

2019 (#5)	at #4 Providence	W 72 84
	at #1 Indiana	L 60 63

2014 (#3)	#6 Indiana State	W 91 71
	at #2 California	L 64 75

1997	Northern Arizona	W 101 75
	Pittsburgh	W 76 71
	UNLV	W 86 73

NIT FINAL FOUR (New York, N.Y.)		
	vs. Michigan (semis)	L 62 77
	vs. UConn (3rd place)	L 64 74

1987	Arkansas State	(OT) W 67 64
	at Nebraska	L 78 71



Individual Records

Points

Game: 34, Mario Credit vs. Loyola-Marymount, 3/16/89
Career: 291, Corliss Williamson (1993-95 - 15 gms)

Field Goals Made

Game: 14, Mario Credit vs. Loyola-Marymount, 3/16/89 (21 att)
14, Todd Day vs. Alabama, 3/21/91 (24 att)

Career: 123, Corliss Williamson (1993-95 - 207 att - 15 gms)

Field Goals Attempted

Game: 24, Todd Day vs. Alabama, 3/21/89 (14 made)
24, Corliss Williamson vs. Duke, 4/4/94 (10 made)

Career: 207, Corliss Williamson (1993-95 - 123 made - 15 gms)

Field Goal Percentage (min 9 attempts)

Game: 1.000, Steve Schall vs. Weber State, 3/11/79 (9-9)
.909, Oliver Miller vs. Murray State, 3/19/92 (10-11)
.909, Lenzie Howell vs. Loyola-Marymount, 3/16/89 (10-11)

3-Point Field Goals Made

Game: 7, Dwight Stewart vs. Texas Southern, 3/17/95 (10 att)
Career: 36, Scotty Thurman (1993-95 - 92 att - 15 gms)

3-Point Field Goals Attempted

Game: 12, Chris Walker vs. Iowa, 3/13/99 (6 made)
Career: 92, Scotty Thurman (1993-95 - 36 made - 15 gms)

3-Point Field Goal Percentage (min 5 attempts)

Game: .800, Chris Walker vs. Siena, 3/11/99 (4-5)
.800, Scotty Thurman vs. Memphis, 3/24/95 (4-5)

Free Throws Made

Game: 13, Sidney Moncrief vs. Louisville, 3/15/79 (14 att)
Career: 57, Corliss Williamson (1993-95 - 82 att - 15 gms)

Free Throws Attempted

Game: 14, Darrell Walker vs. Purdue, 3/19/83 (7 made)
14, Sidney Moncrief vs. Louisville, 3/15/79 (13 made)
Career: 82, Corliss Williamson (1993-95 - 57 made - 15 gms)

Free Throw Percentage (min 8 attempts)

Game: 1.000, Scott Hastings vs. Louisville, 3/14/81 (8-8)
.909, Michael Qualls vs. North Carolina 3/21/15 (10-11)
Career: .901, Darrell Hawkins, 20-22 (1989-90, '91-92 - 9 gms)

Rebounds

Game: 14, 5x - last Justin Smith vs Oral Roberts, 3/27/21
Career: 111, Corliss Williamson (1993-95 - 15 gms)

Offensive Rebounds

Game: 11, Justin Smith vs Oral Roberts, 3/27/21

Defensive Rebounds

Game: 10, Roosevelt Wallace vs. Georgia State, 3/15/91
10, Lenzie Howell vs. Loyola-Marymount, 3/16/89

Assists

Game: 12, Keith Wilson vs. Loyola-Marymount, 3/16/89
Career: 69, Lee Mayberry (1989-92 - 13 gms)

Steals

Game: 8, Alvin Robertson vs. Purdue, 3/19/83
8, Alvin Robertson vs. Virginia, 3/18/84
Career: 31, Lee Mayberry (1989-92 - 13 gms)

Blocks

Game: 5, Corliss Williamson vs. Tulsa, 3/25/94
Career: 23, Oliver Miller (1989-92 - 13 gms)

Turnovers

Game: 10, Jim Counce vs. Wake Forest, 3/12/77

Minutes Played

Game: 45, Joe Kleine vs. Virginia, 3/18/84
Game: 45, Alvin Robertson vs. Virginia, 3/18/84
Career: 483, Corliss Williamson (1993-95 - 15 gms)

Team Records

Points

Most: 120, vs. Loyola-Marymount, 3/16/89
Least: 38, vs. Oregon State, 3/18/49

Margin of Victory

41 (117-76), vs. Georgia State, 3/15/91

Field Goals Made

Most: 47, vs. Loyola-Marymount, 3/16/89 (81 att)
Least: 13, vs. Oregon State, 3/18/49 (63 att)

Field Goals Attempted

Most: 98, vs. Louisville, 3/18/89 (35 made)
Least: 42, vs. Virginia, 3/18/84 (20 made)

Field Goal Percentage

High: .680, vs. Wake Forest, 3/12/77 (31-63)
Low: .206, vs. Oregon State, 3/18/49 (13-63)

3-Point Field Goals Made

Most: 15, vs. Siena, 3/11/99 (30 att)
Least: 1, vs. Oral Roberts, 3/27/21 (9 att)
1, vs. Texas, 3/24/90 (11 att)

3-Point Field Goals Attempted

Most: 37, vs. Iowa, 3/13/99 (12 made)
Least: 7, vs. Seton Hall, 3/17/17 (3 made)
7 vs. Princeton, 3/15/90 (3 made)

3-Point Field Goal Percentage

High: .600, vs. Georgetown, 3/20/94 (6-10)
Low: .091, vs. Texas, 3/24/90 (1-11)

Free Throws Made

Most: 31, vs. Georgia State, 3/15/91 (42 att)
Least: 3, vs. Cal State-Fullerton, 3/18/78 (6 att)

Free Throws Attempted

Most: 42, vs. Georgia State, 3/15/91 (31 made)
Least: 6, vs. Cal State-Fullerton, 3/18/78 (3 made)

Free Throw Percentage (min 10 attempts)

High: .905, vs. Nebraska, 3/12/98 (19-21)
Low: .425, vs. Mercer, 3/12/81 (19-40)

Rebounds

Most: Overall: 54, vs. Marquette, 3/16/96
Offense: 25, vs. Marquette, 3/16/96
Defense: 36, vs. Loyola-Marymount, 3/16/89
Least: Overall: 19, vs. Purdue, 3/19/83
Offense: 5, vs. North Carolina A&T, 3/18/94
5, vs. Butler, 3/16/18
Defense: 15, vs. St. John's 3/20/93

Assists

Most: 32, vs. Georgia State, 3/15/91
Least: 3, vs. Villanova, 3/18/88

Steals

Most: 18, vs. Holy Cross, 3/18/93
Least: 0, vs. Texas Tech, 3/21/21
0, vs. Indiana State, 3/17/79

Blocks

Most: 8, vs. Georgia State, 3/15/91
Least: 0, twice

Turnovers

Most: 25, vs. Massachusetts, 3/21/96
Least: 7, vs. Butler, 3/16/18
7, vs. St. John's, 3/20/93

Opponent Team Records

Points

Most: 108, by North Carolina, 3/23/08
Least: 40, by Wyoming, 3/21/41

Margin of Victory

31, (108-77) by North Carolina, 3/23/08

Field Goals Made

Most: 44, by North Carolina, 3/23/08 (65 att)
Least: 15, by Marquette, 3/21/96 (56 att)

Field Goals Attempted

Most: 98, by Loyola-Marymount, 3/16/89 (35 made)
Least: 39, by St. John's, 3/16/85 (23 made)

Field Goal Percentage

High: .677, by North Carolina, 3/23/08 (44-65)
Low: .268, by Marquette, 3/16/96 (15-56)

3-Point Field Goals Made

Most: 12, by Colgate, 3/19/21 (27 att)
Least: 1, by Louisville, 3/18/89 (5 att)

3-Point Field Goals Attempted

Most: 36, by Tulsa, 3/25/96 (10 made)
Least: 4, by Utah, 3/14/98 (3 made)

3-Point Field Goal Percentage

High: .750, by Utah, 3/14/98 (3-4)
.666, by Memphis, 3/21/92 (6-9)
.583, by Miami (Fla.), 3/17/00 (7-12)
Low: .182, by Georgia State, 3/15/91 (2-11)

Free Throws Made

Most: 29, by North Carolina, 3/21/15 (37 att)
Least: 2, by UCLA, 3/16/78 (8 att)

Free Throws Attempted

Most: 39, by Duke, 3/31/90 (28 made)
Least: 5, by Virginia, 3/18/84 (3 made)

Free Throw Percentage

High: .920, by Southern California, 3/16/07 (23-25)
Low: .250, by UCLA, 3/16/78 (2-8)

Rebounds

Most: Overall: 60, by Loyola-Marymount, 3/16/89
Offense: 28, by Loyola-Marymount, 3/16/89
Defense: 35, by Louisville, 3/18/89
Least: Overall: 20, by Indiana State, 3/17/79
Offense: 4, by Nebraska, 3/12/98
Defense: 12, by Nebraska, 3/12/98

Assists

Most: 28, by North Carolina, 3/23/08
28, by Louisville, 3/18/89
Least: 7, by Utah, 3/14/98

Steals

Most: 16, by North Carolina A&T, 3/18/94
Least: 0, several times

Blocks

Most: 8, by Louisville, 3/14/81
Least: 0, several times

Turnovers

Most: 32, by Georgia State, 3/15/91
Least: 7, by Wofford, 3/19/15
7, by North Carolina, 3/23/08
7, by Indiana State, 3/17/79



RAZORBACK RECORDS • Series Record Versus All Opponents

Auburn

Arkansas leads.....36-20 SEC: 36-19
(Arkansas joined SEC in '91-92)

Home.....22-5 SEC: 22-5
Away.....13-14 SEC: 13-14
Neutral.....1-1 SEC: 1-0

12/28/67 L 65-58 N (Okla. City) H
01/04/92 16/- W 110-92 H
02/26/92 9/- W 82-74 A
01/23/93 8/- L 100-89 H
03/06/93 13/- L 81-80 A
01/15/94 4/- W 117-105 A
02/26/94 1/- W 91-81 H
01/14/95 5/- L 104-90 A
03/04/95 7/- W 68-66 H
01/06/96 L 101-76 A
02/17/96 W 87-77 H
01/08/97 W 56-55 A
02/11/97 W 75-42 H
01/21/98 18/- W 79-65 A
02/21/98 16/- W 107-83 H
01/06/99 18/14 L 83-66 A
02/24/99 -/2 W 104-88 H
02/05/00 -/10 L 73-55 A
03/05/00 -/19 W 64-55 H
03/12/00 W 75-67 N (Atlanta) A
01/17/01 W 82-72 H
02/14/01 L 71-63 A
01/05/02 W 83-77 H
02/02/02 W 62-60 H
01/11/03 L 52-37 H
03/05/03 L 69-54 A
01/21/04 L 70-63 A
02/04/04 W 74-52 H
01/22/05 W 95-59 H
03/05/05 L 77-64 A
01/21/06 W 68-52 A
02/11/06 W 84-64 H
02/07/07 W 65-57 H
02/21/07 L 67-59 A
01/10/08 W 76-70 A
03/08/08 W 77-64 H
01/24/09 L 73-51 H
02/11/09 L 75-62 H
02/06/10 W 82-79 (OT) H
02/20/10 L 92-83 A
01/25/11 W 73-64 A
02/26/11 W 57-55 A
01/25/12 W 56-53 H
02/25/12 W 77-71 H
01/16/13 W 88-80 (20T) H
02/13/13 W 83-75 A
01/25/14 W 86-67 H
02/10/15 24/- W 101-87 H
02/17/16 L 90-86 A
02/25/17 W 79-68 H
01/06/18 22/- L 88-77 H
02/27/18 -/14 W 91-82 H
02/20/19 L 79-56 A
02/04/20 -/11 L 79-76 (OT) H
12/30/20 W 97-85 H
01/20/21 W 75-73 H

Austin Peay

Arkansas leads.....5-0
Home.....5-0

12/30/83 W 68-63 H
12/17/08 W 89-80 H
12/03/16 W 99-62 H
12/28/18 W 76-65 H
12/03/19 W 69-61 H

Baylor

Arkansas leads.....96-48
Home.....53-11
Away.....37-32
Neutral.....6-5

02/18/24 L 33-29 A
02/19/24 W 28-14 A
01/23/25 W 39-14 H
01/24/25 W 23-14 H
01/22/26 W 22-9 A
01/23/26 W 19-14 A
02/03/28 W 59-21 A
02/04/28 W 34-21 A
1928-29 W 59-24 H
1928-29 W 71-23 H
1929-30 W 30-23 A
1929-30 W 27-21 A
02/13/31 L 29-27 H
02/14/31 W 29-25 H
02/05/32 L 34-28 H
02/06/32 W 42-31 A
02/24/33 W 34-19 H
02/25/33 W 39-30 H
02/02/34 W 31-29 A
02/03/34 L 31-20 A
1934-35 W 37-27 H

1934-35 W 48-30 H
02/14/36 W 44-26 A
02/13/36 W 39-14 A
01/08/37 L 25-22 H
01/09/37 W 42-24 H
02/19/38 L 54-47 A
02/21/38 W 54-45 A
02/03/39 W 46-38 H
02/04/39 W 40-36 H
01/19/40 L 40-24 A
01/20/40 L 47-39 A
02/07/41 W 62-48 H
02/08/41 W 36-31 H
02/06/42 W 53-43 A
02/07/42 W 50-45 A
02/05/43 W 68-25 H
02/06/43 W 40-38 H
02/04/44 W 45-28 A
02/05/44 W 36-34 A
01/05/45 W 94-28 H
01/06/45 W 90-30 H
01/11/46 W 49-37 H
01/12/46 L 40-28 A
02/07/47 W 55-50 H
02/08/47 W 68-57 H
02/06/48 L 42-38 A
02/07/48 L 55-47 A
01/05/49 L 41-37 H
02/05/49 W 52-46 H
01/28/50 L 60-49 N (LR) A
02/04/50 L 52-42 A
01/20/51 W 69-55 H
02/17/51 W 55-44 A
12/29/51 W 58-44 N (Dallas) A
01/14/52 W 54-38 A
02/19/52 L 44-39 H
12/30/52 W 59-54 A (Dallas) H
01/19/53 W 49-47 H
02/21/53 L 74-68 A
01/11/54 L 63-59 A
02/16/54 W 73-51 H
01/15/55 W 73-63 H
02/07/55 W 75-72 H
12/29/55 L 63-67 N (Houston) A
01/7/56 W 85-64 A
02/17/56 W 36-31 H
01/12/57 L 52-51 H
2/23/57 L 67-61 A
01/06/58 W 68-53 H
03/01/58 W 79-55 A
12/28/58 W 60-57 N (Houston) A
01/31/59 L 64-58 H
02/17/59 W 59-53 H
12/28/59 W 71-66 N (Houston) A
01/09/60 W 90-83 (20T) A
02/29/60 W 83-74 H
01/31/61 W 74-58 A
02/24/61 W 70-48 H
02/06/62 L 76-60 H
02/26/62 W 76-75 A
02/09/63 W 75-65 H
02/23/63 W 67-61 A
01/27/64 W 74-70 A
02/15/64 W 73-61 H
01/16/65 L 84-75 A
02/16/65 W 78-73 H
02/05/66 W 78-59 H
02/12/66 L 82-71 A
01/10/67 L 65-53 H
03/02/67 L 68-55 H
01/19/68 L 80-69 A
02/27/68 L 71-64 H
01/28/69 L 74-72 H
03/01/69 L 66-54 A
01/24/70 L 110-76 A
02/10/70 W 76-75 H
02/09/71 L 92-91 A
03/02/71 L 110-111 (OT) H
02/28/72 L 93-84 A
02/29/72 W 131-109 H
01/23/73 L 76-70 H
02/17/73 W 76-74 A
01/29/74 L 94-68 A
02/23/74 W 92-62 H
02/01/75 L 73-69 A
03/08/75 W 83-64 H
01/26/76 L 84-81 A
02/24/76 W 86-64 H
01/29/77 15/- W 68-59 H
02/10/77 13/- W 77-57 H
01/23/78 6/- W 56-55 (OT) A
02/13/78 1/- W 82-56 H
01/22/79 11/- L 70-67 H
02/12/79 14/- W 71-62 A
01/15/80 W 71-57 H
02/07/80 W 70-51 A
01/17/81 L 67-58 H
02/10/81 W 67-50 H
01/19/82 15/- W 70-58 H

02/11/82 8/- L 56-55 (OT) A
01/08/83 10/- W 65-60 H
02/07/83 9/- W 81-66 A
01/01/84 W 57-50 A
02/04/84 W 63-44 H
01/30/85 W 64-57 (OT) A
03/02/85 W 106-71 H
01/27/86 W 81-76 (OT) H
02/26/86 L 65-64 A
01/27/87 L 63-62 A
02/21/87 W 71-67 H
01/20/88 W 70-62 H
02/20/88 L 58-57 A
03/12/88 L 74-73 N (Dallas) A
01/21/89 W 88-58 A
02/22/89 W 89-54 H
01/10/90 12/- W 99-84 H
02/10/90 3/- L 82-77 A
03/10/90 9/- W 115-75 N (Dallas) A
01/26/91 2/- W 73-68 A
02/26/91 3/- W 106-74 H
01/05/08 W 85-78 N (Dallas) H
12/30/09 L 70-47 N (NLR) H
03/29/11 10/3 L 81-72 N (Indianapolis) H

Bethune-Cookman

Arkansas leads.....3-0
Home.....3-0

12/18/89 7/- W 91-61 H
12/04/91 11/- W 128-46 H
11/20/92 18/- W 108-42 H

Biscayne

(* - now known as St. Thomas University)

Arkansas leads.....1-0
Neutral.....1-0

12/19/81 9/- W 91-61 N (LR) H

Boise State

Arkansas leads.....1-0
Home.....1-0

12/12/75 W 72-56 H

Brigham Young

Arkansas trails.....0-1
Neutral.....0-1

12/26/47 L 68-58 N (Los Angeles) H

Bucknell

Series tied.....1-1
Home.....1-0
Neutral.....0-1

03/17/06 L 59-55 N (Dallas) H
11/12/17 W 101-73 H

Butler

Arkansas trails.....0-2
Away.....0-1
Neutral.....0-1

01/02/31 L 31-21 A
03/16/18 L 79-62 N (Detroit) A

California

Arkansas trails.....1-2
Away.....0-1
Neutral.....1-1

12/30/86 W 74-58 N (Honolulu) H
11/25/13 L 85-77 N (Maiti) H
03/24/14 L 75-64 A (NIT) A

California-Davis

Arkansas leads.....2-0
Home.....2-0

11/20/08 W 68-59 H
11/12/18 W 81-58 H

Cal-Santa Barbara

Arkansas trails.....0-1
Away.....0-1

12/01/73 L 109-80 A

Cal State-Bakersfield

Arkansas leads.....1-0
Home.....1-0

12/27/17 W 95-68 H

Cal State-Fullerton

Arkansas leads.....1-0
Neutral.....1-0

03/18/78 W 61-58 N (Albuquerque, N.M.) H

Cal State-Hayward

(* - now known as Cal State Univ. East Bay)

Arkansas leads.....1-0
Home.....1-0

11/29/76 W 89-59 H

Canisius (N.Y.)

Arkansas trails.....0-1
Away.....0-1

12/11/48 L 60-51 A

Centenary

Arkansas leads.....22-4
Home.....13-3
Away.....6-1
Neutral.....3-0

1/29/26 W 69-21 H
1/30/26 W 43-9 H
12/21/59 W 75-55 H
12/17/60 W 71-61 H
12/13/65 W 90-61 A
12/12/66 L 81-80 H
12/11/67 W 85-65 A
12/19/67 W 90-82 N (LR) A
12/09/68 W 64-61 N (LR) A
12/17/68 W 79-50 N (LR) A
12/28/68 W 56-48 N (LR) A
12/19/70 W 71-61 A
01/04/73 L 80-72 H
01/03/74 L 98-96 H
01/07/75 L 74-72 A
12/16/78 W 77-57 H
12/03/78 W 65-53 H
12/08/79 W 70-62 A
12/16/80 19/- W 78-64 H
12/12/81 11/- W 87-60 H
12/04/82 16/- W 79-51 H
12/06/94 3/- W 121-94 H
12/18/97 13/- W 61-48 H
12/30/99 W 73-55 N (NLR) H
11/28/00 25/- W 88-57 H
12/28/02 W 75-51 H

Central Arkansas *

* - known as Arkansas St. Normal School in 1923-24
* - known as Arkansas St. Teachers College 1925-67

Arkansas leads.....7-0
Home.....4-0
Away.....3-0

01/11/24 W 62-27 H
01/12/24 W 34-14 H
12/19/33 W 54-30 A
12/23/35 W 42-38 A
12/24/35 W 66-27 A
02/01/47 W 59-39 H
12/12/20 W 100-75 H

Central Florida (UCF)

Arkansas leads.....1-0
Neutral.....1-0

11/24/84 17/- W 59-45 N (PB) A

Central Michigan

Arkansas leads.....1-0
Home.....1-0

12/05/06 W 75-59 H

Central Missouri College

(* - now known as Central Methodist)

Arkansas leads.....1-0
Home.....1-0

11/27/51 W 52-42 H

Central Missouri

Arkansas leads.....3-0
Neutral.....3-0

1937-38 W 43-36 N (Oklahoma City) H
1939-40 W 60-46 N (Oklahoma City) H
1941-42 W 44-36 N (Oklahoma City) H

Central Oklahoma State

Arkansas leads.....2-0
Home.....2-0

12/17/41 W 43-23 H
12/18/41 W 42-25 H

Chaminade

Arkansas leads.....1-0
Neutral.....1-0

11/26/91 2/- W 99-84 N (Maui) H

Charleston Southern *

(* - known as Baptist College in 1984-85)

Arkansas leads.....2-0
Home.....2-0

12/14/84 W 74-55 H
11/20/15 W 93-75 H

Charlotte

Arkansas leads.....1-0
Home.....1-0

12/28/11 W 80-67 H

Chicago State

Arkansas leads.....1-0
Neutral.....1-0

11/27/87 W 78-68 N (PB) H

Cincinnati

Arkansas trails.....1-3
Home.....0-1
Away.....0-1
Neutral.....1-1

03/15/58 -/3 L 97-62 N (Lawrence, Kan.) H
12/29/94 3/20 W 84-75 N (Honolulu) H
12/09/95 -/17 L 82-67 H
01/18/97 -/14 L 92-57 A

City College of New York

Arkansas leads.....2-0
Away.....2-0

12/28/43 W 39-37 A
12/16/44 W 59-47 A

Clemson

Arkansas leads.....2-1
Home.....1-0
Away.....0-1
Neutral.....1-0

12/29/61 W 62-60 N (Greenville, S.C.) H
12/07/13 W 74-68 H
12/07/14 18/- L 68-65 (OT) A

Coastal Carolina

Arkansas leads.....2-0
Neutral.....2-0

01/02/88 W 81-59 N (LR) H
12/28/92 W 93-74 N (LR) H

Colgate

Arkansas leads.....1-0
Neutral.....1-0

03/19/21 10/- W 85-68 N (Indianapolis) H

College of Charleston

Arkansas leads.....1-0
Neutral.....1-0

11/15/07 18/- W 75-49 N (San Juan, PR) H

College of the Ozarks

Arkansas leads.....3-0
Away.....3-0

1924-25 W 27-18 A
12/30/27 W 53-27 A
12/31/27 W 59-20 A

Colorado State

Arkansas leads.....2-0
Home.....1-0
Away.....1-0

12/05/17 W 92-66 H
12/05/18 W 98-74 A

Connecticut (UConn)

Arkansas trails.....1-3
Away.....0-1
Neutral.....1-2

03/27/97 L 74-64 N (New York) H
11/21/05 -/3 L 77-68 N (Maui) A
12/03/11 -/8 L 75-62 A
11/26/17 W 102-67 N (Portland, Ore.) H

Cornell

Arkansas trails.....0-1
Neutral.....0-1

12/29/72 L 78-77 N (LR) H





Creighton

Series tied.....1-1

Away.....0-1

Neutral.....1-0

12/17/32 L 29-28 A

12/29/62 W 73-61 N (Oklahoma City)

Culver-Stockton (Mo.)

Arkansas leads.....1-0

Home.....1-0

Away.....0-1

Neutral.....1-0

12/08/47 W 68-36 H

Dayton

Arkansas leads.....2-1

Home.....1-0

Away.....0-1

Neutral.....1-0

03/17/90 7/- W 86-84 N (Austin) H

12/13/14 W 69-55 H

12/30/15 L 85-81 (OT) A

Delaware State

Arkansas leads.....6-0

Home.....5-0

Neutral.....1-0

12/26/89 11/- W 117-75 N (LR) H

12/11/93 1/- W 123-66 H

11/24/07 W 89-67 H

12/07/09 W 71-53 H

01/05/13 W 86-51 H

11/21/14 W 99-71 H

Denver University

Arkansas leads.....1-0

Neutral.....1-0

12/27/44 W 50-36 N (Oklahoma City)

DePaul

Arkansas trails.....0-1

Neutral.....0-1

01/01/44 L 59-30 N (Buffalo)

Drake

Arkansas leads.....1-0

Home.....1-0

12/14/36 W 31-22 H

Drury College

Arkansas leads.....10-1

Home.....7-0

Away.....3-1

12/21/27 W 39-20 A

1928-29 W 52-25 H

1928-29 W 42-22 H

01/02/30 L 28-25 A

01/01/32 W 45-26 A

01/16/32 W 35-14 H

12/16/38 W 44-21 H

12/17/38 W 27-19 H

12/13/40 W 62-17 H

12/14/40 W 46-20 H

12/17/42 W 42-29 A

Duke

Arkansas leads.....2-1

Neutral.....2-1

03/31/90 7/15 L 97-83 N (Denver) H

11/21/90 2/6 W 98-88 N (New York) H

04/04/94 2/6 W 76-72 N (Charlotte) H

East Central Oklahoma

Arkansas leads.....3-0

Home.....2-0

Away.....1-0

1934-35 W 50-21 A

1941-42 W 54-28 N (Oklahoma City) H

12/09/42 W 50-35 H

Eastern Kentucky

Arkansas leads.....2-0

Home.....1-0

Neutral.....1-0

12/20/80 19/- W 80-74 N (LR) H

12/20/11 W 71-57 H

Eastern Michigan

Arkansas leads.....1-0

Neutral.....1-0

11/22/04 W 82-64 N (St. Thomas, V.I.)

Eastern New Mexico

Arkansas leads.....1-0

Home.....1-0

12/30/75 W 102-55 H

East Tennessee State

Series tied.....1-1

Home.....1-1

12/05/83 W 79-50 H

11/27/09 L 94-85 H

Elon

Arkansas leads.....1-0

Home.....1-0

12/29/01 W 96-52 H

Evansville

Arkansas leads.....1-0

Home.....1-0

12/08/15 W 89-76 H

Florida

Arkansas trails.....13-26 SEC: Same
(Arkansas joined the SEC in '91-92)

Home.....9-7 SEC: Same

Away.....2-14 SEC: Same

Neutral.....2-5 SEC: Same

01/22/92 9/- W 75-62 A

02/06/93 17/- W 74-66 A

02/12/94 3/20 W 99-87 H

02/28/95 7/- W 94-85 A

01/03/96 W 75-60 H

01/05/97 L 75-62 H

01/14/98 22/- W 89-84 A

02/16/99 -/23 L 74-61 A

03/05/99 22/21 W 75-74 N (Atlanta) H

02/15/00 -/11 L 80-71 H

02/10/01 -/8 L 73-63 A

01/26/02 -/5 W 94-92 (OT) H

02/01/03 -/4 L 77-66 A

02/28/04 L 73-68 H

01/08/05 L 82-74 A

02/18/06 -/10 W 85-81 (OT) H

03/10/06 -/16 L 74-71 N (Nashville) H

01/09/07 -/2 L 79-72 A

03/11/07 -/6 L 77-56 N (Atlanta) H

02/02/08 -/20 W 80-61 H

01/17/09 L 80-65 A

03/12/09 L 73-58 N (Tampa) H

01/21/10 L 71-66 H

01/22/11 L 75-43 A

02/18/12 -/14 L 98-68 H

02/05/13 -/2 W 80-69 H

02/23/13 -/5 L 71-54 A

01/11/14 -/10 L 84-82 (OT) H

01/31/15 L 57-56 A

02/03/16 L 87-83 A

03/10/16 L 68-61 N (Nashville) H

12/29/16 -/25 L 81-72 H

03/01/17 -/12 L 78-65 A

01/17/08 L 88-73 A

03/09/18 -/23 W 80-72 N (St. Louis) H

01/09/19 L 57-51 H

03/14/19 L 66-50 N (Nashville) H

02/18/20 L 73-59 A

02/16/21 24/- W 75-64 H

Florida A&M

Arkansas leads.....4-0

Home.....4-0

12/21/94 W 97-57 H

11/29/08 W 86-61 H

02/16/11 W 94-55 H

11/20/12 W 89-60 H

Florida Gulf Coast (FGCU)

Arkansas leads.....1-0

Home.....1-0

11/22/10 W 90-47 H

Florida International (FIU)

Arkansas leads.....1-0

Home.....1-0

12/01/18 W 121-89 H

Florida State

Series tied.....1-1

Away.....1-0

Neutral.....0-1

01/18/89 L 112-105 (OT) N (LR) H

01/21/91 2/- W 109-92 A

Fordham

Series tied.....1-1

Neutral.....1-1

12/29/67 L 80-73 N (Oklahoma City) H

11/25/83 14/- W 62-61 N (Anchorage) H

Fort Wayne

Arkansas leads.....1-0

Away.....1-0

2016-17 W 92-83 H

Fresno State

Arkansas leads.....2-0

Home.....1-0

Neutral.....1-0

11/29/97 -/12 W 70-69 N (Phoenix) H

11/17/17 W 83-75 H

Gardner-Webb

Arkansas leads.....1-0

Home.....1-0

11/27/04 W 79-63 H

Georgetown

Series tied.....2-2

Away.....0-1

Neutral.....2-1

02/03/85 -/2 L 56-39 A

03/20/94 2/- W 85-73 N (Oklahoma City) H

11/27/94 1/14 W 97-79 N (Memphis) H

03/15/01 -/21 L 63-61 N (Boise, Idaho) H

Georgia

Arkansas leads.....24-16 SEC: Same
(Arkansas joined the SEC in '91-92)

Home.....12-3 SEC: Same

Away.....6-10 SEC: Same

Neutral.....6-3 SEC: Same

02/18/92 10/- L 87-78 A

03/13/92 6/- W 73-60 N (Birmingham) H

01/30/93 16/- W 97-79 H

03/12/93 14/- W 65-60 N (Lexington) H

02/22/94 1/- W 74-65 A

03/11/94 1/- W 95-83 N (Memphis) H

1/18/95 9/- W 84-82 H

02/25/96 L 71-59 A

02/15/97 W 79-74 H

03/07/97 L 65-63 N (Memphis) H

02/10/98 12/- L 86-70 A

01/16/99 24/- W 82-79 H

01/12/00 W 74-54 A

03/09/00 W 71-64 N (Atlanta) H

03/03/01 W 82-67 H

01/23/02 -/15 L 81-67 A

01/18/03 -/20 L 81-64 A

01/31/04 L 71-50 H

02/09/05 W 62-47 H

03/05/06 W 74-57 A

03/09/06 W 80-67 N (Nashville) H

01/17/07 L 67-64 H

01/19/08 L 82-69 A

03/16/08 L 66-57 N (Atlanta) H

03/01/09 W 89-67 H

02/03/10 W 72-68 A

03/11/10 L 77-64 N (Nashville) H

02/02/11 L 60-59 H

02/08/12 L 81-59 A

02/21/13 W 62-60 H

01/18/14 L 66-61 (OT) H

03/01/14 W 87-75 H

01/06/15 23/- W 79-75 A

03/14/15 21/- W 60-49 N (Nashville) H

01/23/16 L 76-73 (OT) A

03/04/17 W 85-67 H

01/23/18 W 80-77 (20T) A

01/29/19 W 70-60 H

02/29/20 L 99-89 A

01/09/21 W 99-69 H

Georgia Southern

Arkansas leads.....1-0

Home.....1-0

12/01/71 W 93-91 H

Georgia State

Arkansas leads.....2-0

Home.....1-0

Neutral.....1-0

12/13/72 W 70-39 H

03/15/91 2/- W 117-76 N (Atlanta) H

Georgia Tech

Arkansas trails.....2-5

Home.....0-1

Away.....1-2

Neutral.....1-2

12/30/61 W 72-42 N (Greenville, S.C.) H

01/29/65 L 93-83 H

01/28/66 L 88-75 A

12/26/84 L 72-52 N (Honolulu) H

11/26/15 L 83-73 N (Brooklyn) H

12/19/18 L 69-65 H

11/25/19 W 62-61 (OT) A

Gonzaga

Gonzaga leads.....1-0

Neutral.....0-1

11/27/13 L 91-81 N (Maui) H

Grambling State

Arkansas leads.....5-0

Home.....4-0

Neutral.....1-0

11/28/86 W 84-65 N (PB) H

12/31/00 W 121-66 H

11/25/03 W 64-46 H

11/28/10 W 75-52 H

11/26/11 W 86-44 H

Hardin-Simmons

Arkansas leads.....3-1

Home.....3-0

Away.....0-1

12/12/64 W 68-63 H

12/05/70 L 112-96 H

01/17/71 W 110-101 H

12/19/77 4/- W 86-55 H

Hartford

Arkansas leads.....1-0

Home.....1-0

12/23/04 W 87-55 H

Hawai'i

Arkansas leads.....2-0

Away.....2-0

12/01/77 W 79-60 A

12/02/77 W 78-53 A

Hendrix

Arkansas leads.....8-0

Home.....8-0

02/08/24 W 28-18 H

02/09/24 W 39-21 H

01/09/25 W 40-16 H

01/10/25 W 34-25 H

01/08/26 W 43-25 H

01/09/26 W 39-21 H

01/20/28 W 69-30 H

01/21/28 W 50-24 H

High Point

Arkansas leads.....1-0

Home.....1-0

12/28/13 W 89-48 H

Hofstra

Arkansas leads.....2-0

Home.....1-0

Neutral.....1-0

12/12/74 W 63-58 H

01/04/78 3/- W 95-70 N (PB) H

Holy Cross

Arkansas leads.....1-0

Neutral.....1-0

03/18/93 W 94-64 N (Winston-Salem, N.C.) H

Houston

Arkansas leads.....22-18

Home.....14-4

Away.....6-13

Neutral.....2-1

01/15/76 L 72-71 A

01/12/76 W 92-47 H

01/08/77 18/- W 81-70 H

02/05/77 14/- W 82-80 H

03/05/77 7/- W 80-74 A

01/18/78 3/- W 84-65 H

02/18/78 1/- L 84-75 A

03/04/78 4/- L 70-69 H

01/06/79 14/- W 62-61 A

02/17/79 11/- W 78-58 H

01/19/80 W 60-57 H

02/09/80 L 90-84 (30T) A

01/19/81 L 57-54 A

02/14/81 W 70-55 H

01/23/82 15/19 W 67-66 H

02/13/82 8/- L 55-53 A

03/06/82 14/- W 84-69 N (Dallas) H

01/22/83 4/14 L 75-60 H

03/03/83 5/1 L 74-66 H

02/25/84 11/3 L 64-61 A

03/04/84 12/2 W 73-68 H

03/11/84 8/5 L 57-56 N (Dallas) H

01/19/85 W 73-59 H

01/15/86 L 87-85 (OT) H

02/15/86 L 93-83 H

01/17/87 L 60-55 A

02/11/87 L 57-54 H

01/30/88 W 71-62 H

03/03/88 L 82-77 A

02/01/89 W 88-87 A

03/06/89 W 107-79 H

01/03/90 14/- W 82-78 A

01/22/90 6/- W 100-89 H

03/11/90 9/- W 96-84 N (Dallas) H

01/06/91 2/- W 95-79 H

02/07/91 2/- W 81-74 A

11/18/11 L 87-78 H

12/06/16 W 84-72 H

12/02/17 L 91-65 A

Idaho State

Arkansas trails.....0-2

Neutral.....0-2

12/30/67 L 77-75 N (Oklahoma City) H

12/28/71 L 88-73 N (Logan, Utah) H

Illinois

Arkansas trails.....0-5

Away.....0-1

Neutral.....0-4

12/14/49 L 65-53 A

12/08/01 -/5 L 94-91 N (Chicago) H

12/07/02 -/25 L 62-58 N (NLR) H

12/06/09 -/11 L 84-61 N (Chicago) H

12/04/04 -/3 L 72-60 N (NLR) H

Illinois State

Arkansas trails.....0-1

Home.....0-1

12/06/72 L 81-67 H

Indiana

Series tied.....3-2

Home.....1-0

Away.....1-2

Neutral.....1-0

12/15/49 W 75-50 A

03/02/08 W 86-72 N (Raleigh, N.C.) H

11/18/18 W 73-72 H

03/23/19 L 63-60 A (NIT) H

12/29/19 W 71-64 H

Indiana State

Arkansas leads.....3-2

Home.....3-0

Away.....0-1

Neutral.....0-1

12/11/72 W 80-75 H

01/05/74 L 92-82 A

01/03/76 W 91-71 H

03/17/79 L 73-71 N (Cincinnati) H

03/18/14 W 91-71 H (NIT) H

Iona

Arkansas leads.....1-0

Home.....1-0

11/30/14 25/- W 94-77 H

Iowa

Arkansas trails.....2-3

Neutral.....2-3

12/29/65 -/4 L 77-75 N (El Paso) H

12/28/84 L 71-52 N (Honolulu) H

03/14/85 W 63-54 N (Salt Lake City) H

12/30/94 3/- W 101-92 N (Honolulu) H

03/13/99 17/21 L 82-72 N (Denver) H

Iowa State

Arkansas trails.....1-4

Away.....0-2

Neutral.....1-2

12/14/70 L 86-77 A

12/23/71 L 96-93 N (LR) H

12/27/84 W 84-79 (OT) N (Honolulu) H

11/27/99 L 77-71 N (Hilo, Hawaii) H

12/04/14 18/20 L 95-77 A

Jackson State

Arkansas leads.....12-0

Home.....9-0

Neutral.....3-0

12/29/90 2/- W 126-88 N (LR) H

12/28/91 15/- W 89-66 N (LR) H

12/21/92 10/- W 123-76 N (PB) H

12/18/93 1/- W 96-80 H

11/30/94 4/- W 103-87 H

12/30/95 W 86-77 H

11/22/96 16/- W 127-74 H

11/21/97 W 97-71 H

11/15/98 19/- W 83-72 H

12/04/99 W 98-60 H

11/22/00 24/- W 107-78 H

11/22/02 W 81-44 H



2021-22 ARKANSAS RAZORBACKS BASKETBALL

Jacksonville State		
Arkansas leads.....	1-0	
Home.....	1-0	
12/29/04	W	73-67
		H

Jacksonville University		
Arkansas leads.....	1-0	
Neutral.....	1-0	
11/29/03	W	85-65
		N (LR)

Kansas		
Arkansas trails.....	5-8	
Home.....	2-2	
Away.....	1-4	
Neutral.....	2-2	
12/13/46	L	53-52
		N (Kansas City)
12/01/61	L	85-74
		A
12/03/62	W	64-62 (OT)
		H
12/04/63	L	73-60
		A
12/01/64	-/18	L 65-60
		H
12/01/65	-/8	L 81-52
		A
12/01/66	L	73-57
		H
12/18/76	19/-	W 67-63
		A
12/22/77	4/16	W 78-72
		N (LR)
12/1/85	-/6	L 89-78
		A
12/06/86	-/6	W 103-86
		H
03/23/91	2/12	L 93-81
		N (Charlotte)
11/22/05	W	65-64
		N (Maui)

Kansas State		
Arkansas trails.....	3-8	
Home.....	2-1	
Away.....	1-2	
Neutral.....	0-5	
12/14/46	L	56-41
		N (Kansas City)
01/26/57	L	70-56
		A
12/16/57	-/5	L 63-48
		H
01/15/75	L	72-71 (2OT)
		A
12/20/76	19/-	W 80-65
		H
12/30/79	19/-	W 66-57
		N (PB)
03/06/80	L	71-53
		N (Lincoln, Neb.)
12/27/80	17/-	L 47-46 (OT)
		N (Kansas City)
03/14/82	12/-	L 65-64
		N (Dallas)
12/01/90	3/-	W 112-88
		H
12/10/91	19/-	W 70-59
		A

Kent State		
Arkansas leads.....	1-0	
Neutral.....	1-0	
12/30/81	5/-	W 91-49
		N (LR)

Kentucky		
Arkansas trails.....	12-33	SEC: 12-28
(Arkansas joined SEC in '91-92)		
Home.....	7-8	SEC: 7-8
Away.....	4-15	SEC: 4-13
Neutral.....	1-10	SEC: 1-8
12/18/45	L	62-46
		A
12/13/48	L	76-39
		A
01/02/50	L	57-53
		N (LR)
03/25/78	5/1	L 64-59
		N (St. Louis)
01/25/92	9/8	W 105-88
		H
02/10/93	14/2	W 101-94
		A
03/13/93	14/4	L 92-81
		A
02/09/94	3/4	W 90-82
		A
03/12/94	1/10	L 90-78
		N (Memphis)
01/29/95	5/5	W 94-92
		H
03/12/95	5/3	L 95-93 (OT)
		N (Atlanta)
02/11/96	-/2	L 88-73
		A
03/09/96	-/1	L 95-75
		N (New Orleans)
01/26/97	-/3	L 83-73
		H
01/17/98	22/6	L 80-77 (OT)
		A
03/07/98	16/7	L 99-74
		N (Atlanta)
02/20/99	-/6	W 74-70
		H
03/07/99	22/14	L 76-63
		N (Atlanta)
02/26/00	-/18	L 60-55
		A
03/10/00	-/16	W 86-72
		N (Atlanta)
02/25/01	-/13	W 82-78
		H
03/10/01	-/15	L 81-78
		N (Nashville)
02/23/02	-/12	L 71-58
		H
02/19/03	-/2	L 66-50
		H
02/18/04	-/9	L 73-56
		A
01/29/05	-/6	L 68-67
		H
01/29/06	L	69-67
		A
02/03/07	L	82-74
		H
02/23/08	L	63-58
		A
02/14/09	L	79-63
		H
01/23/10	-/2	L 101-70
		H
02/23/11	-/22	W 77-76 (OT)
		H
01/17/12	-/22	L 86-63
		A
03/02/13	W	73-60
		A
01/14/14	-/13	W 87-85 (OT)
		H
02/27/14	-/17	W 71-67 (OT)
		A
02/28/15	18/1	L 84-67
		A
03/15/15	21/1	L 78-63
		N (Nashville)
01/21/16	-/23	L 80-66
		H
01/07/17	-/6	L 97-71
		A

03/12/17	-/8	L 82-65
		N (Nashville)
02/20/18	L	87-72
		H
02/26/19	-/4	L 70-66
		A
01/18/20	-/10	L 73-66
		A
02/09/21	W	81-80
		H

Kentucky Wesleyan		
Arkansas trails.....	0-1	
Neutral.....	0-1	
12/19/69	L	76-75
		N (Lafayette, La.)

Lamar		
(then known as Lamar Tech)		
Arkansas leads.....	1-0	
Home.....	1-0	
12/20/63	W	86-80
		H

LaSalle		
Arkansas trails.....	0-1	
Away.....	0-1	
12/13/47	L	69-58
		A

Lipscomb		
Arkansas leads.....	2-0	
Home.....	2-0	
12/20/04	W	83-54
		H
12/05/20	W	86-50
		H

Long Island		
Arkansas trails.....	0-1	
Away.....	0-1	
12/09/48	L	56-42
		A

Longwood		
Arkansas leads.....	1-0	
Home.....	1-0	
11/18/12	W	112-63
		H

Louisiana-Lafayette		
(known as Southwestern Louisiana until 1999)		
Arkansas leads.....	2-1	
Home.....	2-0	
Away.....	0-1	
11/30/63	W	71-65
		H
12/20/69	L	94-85
		H
11/15/13	W	76-63
		H

Louisiana-Monroe		
(known as Northeast Louisiana until 1999)		
Arkansas leads.....	8-1	
Home.....	6-0	
Neutral.....	2-1	
01/05/80	W	74-51
		N (PB)
12/18/82	13/-	W 89-76
		H
12/31/90	2/-	W 114-92
		N (PB)
12/30/92	9/-	L 87-78
		N (LR)
11/15/95	16/-	W 75-67
		H
11/28/98	21/-	W 92-70
		H
11/25/00	24/-	W 99-59
		H
12/31/04	W	85-43
		H
12/29/07	W	85-60
		H

Louisiana State (LSU)		
Arkansas leads.....	38-34	SEC: 34-29
(Arkansas joined SEC in '91-92)		
Home.....	21-8	SEC: 21-8
Away.....	12-19	SEC: 11-8
Neutral.....	5-7	SEC: 2-3
12/09/49	L	62-46
		A
02/15/51	W	64-50
		N (LR)
12/09/58	L	67-58
		N (Shreveport)
12/21/61	W	84-81 (OT)
		N (Shreveport)
12/19/62	L	72-70
		N (LR)
12/29/77	3/-	W 67-62
		A
12/20/79	20/6	L 56-55
		N (LR)
11/29/80	20/12	W 86-76
		N (Anchorage)
03/20/81	20/4	L 72-56
		N (New Orleans)
01/11/92	13/-	W 101-90
		A
03/03/92	7/23	W 106-92 (OT)
		H
02/02/93	17/-	W 91-79
		A
03/03/93	13/-	W 88-75
		H
01/11/94	4/-	W 84-83
		H
03/02/94	1/-	W 108-105 (OT)
		A
01/31/95	8/-	W 105-81
		H
02/22/95	8/-	W 92-90
		A
01/30/96	W	76-68
		H
03/02/96	W	94-79
		A
01/11/97	W	82-57
		H
03/01/97	L	66-64
		A
01/14/98	23/-	W 62-59
		H
01/28/98	15/-	W 85-68
		A
01/02/99	20/-	W 80-75
		A
01/27/99	21/-	W 86-64
		H
01/26/00	L	96-75
		A
02/19/00	-/16	L 78-67
		H
03/11/00	-/10	W 69-67
		N (Atlanta)

01/27/01	W	59-52
		A
02/17/01	W	87-70
		H
03/09/01	W	77-72
		N (Nashville)
01/13/02	L	75-69
		A
02/16/02	L	67-63
		H
01/22/03	W	73-65
		A
02/22/03	L	75-56
		H
03/13/03	L	85-56
		N (New Orleans)
01/06/04	L	66-55
		H
02/07/04	L	65-52
		A
01/19/05	L	66-63 (OT)
		A
02/12/05	W	65-62
		H
01/11/06	L	63-58
		H
02/08/06	L	78-77
		A
01/20/07	-/16	W 72-52
		H
02/10/07	L	71-67
		A
01/26/08	W	68-52
		H
02/20/08	W	87-61
		H
01/31/09	L	79-69
		A
02/13/09	-/23	L 72-69
		H
02/10/10	W	87-52
		A
02/24/10	L	65-54
		A
01/12/11	L	56-53
		A
02/12/11	W	80-61
		H
01/14/12	W	69-60
		H
02/04/12	L	71-65
		A
03/08/12	L	70-54
		N (New Orleans)
02/27/13	L	65-60
		A
02/01/14	L	75-71
		A
02/15/14	W	81-70
		H
03/07/15	18/-	L 81-78
		H
01/16/16	L	76-74
		A
02/23/16	W	85-65
		H
01/21/17	W	99-86
		H
02/11/17	W	78-70
		A
01/10/18	L	75-54
		H
02/03/18	L	94-86
		A
01/12/19	L	94-88 (OT)
		H
02/02/19	-/19	W 90-89
		A
01/08/20	L	79-77
		A
03/04/20	W	99-90
		H
01/13/21	L	92-76
		H
02/27/21	20/-	W 83-75
		H
03/13/21	8/-	L 78-71
		N (Nashville)

Maryland		
Arkansas trails.....	1-2	
Home.....	1-0	
Away.....	0-1	
Neutral.....	0-1	
12/30/87	L	88-61
		A
12/10/88	W	73-68
		H
11/23/05	-/23	L 75-62
		N (Maui)

Maryland-Eastern Shore		
Arkansas leads.....	1-0	
Home.....	1-0	
01/02/01	W	100-40
		H

Massachusetts (UMass)		
Arkansas trails.....	0-2	
Neutral.....	0-2	
11/25/94	1/3	L 104-80
		N (Springfield, MA)
03/21/96	-/3	L 79-63
		N (Atlanta)

McNeese State		
Arkansas leads.....	1-0	
Home.....	1-0	
12/19/96	19/-	W 95-68
		H

Memphis		
Arkansas leads.....	11-10	
Home.....	5-1	
Away.....	4-5	
Neutral.....	2-4	
12/16/66	L	43-36
		A
12/31/71	L	92-77
		N (LR)
12/23/72	L	87-86
		N (LR)
12/30/76	17/-	L 69-62
		A
12/31/77	3/-	

Series Record Versus All Opponents • RAZORBACK RECORDS



Mississippi College

02/13/16	L	76-60	A	
02/18/17	W	98-80	H	
03/10/17	W	73-72	N (Nashville)	
01/20/18	W	97-93	H	
02/13/18	W	75-64	A	
01/19/19	-18	L	84-67	A
03/02/19	W	74-73	H	
01/11/20	W	76-72	A	
01/27/21	W	74-59	H	

Mississippi State

Arkansas leads.....1-0				
Neutral.....1-0				
11/27/90	W	96-57	N (PB)	

Mississippi State

Arkansas leads.....34-31 SEC: 29-27				
(Arkansas joined SEC in '91-92)				
Home.....22-8 SEC: 21-7				
Away.....7-22 SEC: 6-20				
Neutral.....5-1 SEC: 2-0				

12/15/51	L	79-39	A	
12/13/52	W	102-71	H	
01/28/65	W	84-69	N (Jackson, Miss.)	
01/27/66	W	69-61	N (LR)	
12/11/69	L	76-74	N (Memphis)	
12/17/70	L	69-67	H	
01/14/72	L	79-75	A	
12/04/74	W	75-72	A	
11/28/77	7/-	W	94-61	N (LR)
01/15/92	12/-	W	99-78	N (LR)
02/29/92	9/-	W	84-76	N (LR)
01/27/93	16/-	L	80-76 (OT)	N (LR)
02/20/93	13/-	W	115-58	H
01/19/94	3/-	L	72-71	A
03/05/94	1/-	W	80-62	H
01/11/95	5/-	W	79-74	H
02/04/95	8/-	L	83-62	H
01/20/96	-721	W	80-68	A
02/06/96	L	78-63	A	
01/21/97	W	98-64	H	
02/23/97	L	93-77	A	
01/17/98	22/-	W	83-70	H
01/31/98	15/-	W	76-73	A
01/13/99	24/-	W	61-59	A
02/13/99	W	82-62	H	
03/06/99	22/-	W	84-79 (OT)	N (Atlanta)
01/22/00	W	83-73	H	
02/12/00	W	87-81	A	
01/06/01	L	87-73	A	
02/03/01	W	83-72	H	
01/08/02	-72	W	75-64	A
02/27/02	L	89-83	A	
02/08/03	-73	L	84-54	A
03/01/03	-72	W	53-51	A
01/10/04	-10	L	80-62	H
02/14/04	-6	L	77-70	A
01/15/05	-11	L	80-55	A
03/01/05	L	57-55	H	
01/17/06	L	69-67	A	
03/01/06	W	80-70	H	
02/14/07	L	84-60	A	
02/28/07	W	67-58	H	
03/10/07	W	81-72	N (Atlanta)	
01/30/08	W	78-58	H	
02/16/08	L	80-74	A	
01/10/09	L	70-56	H	
02/07/09	L	86-77	A	
01/14/10	L	82-80	A	
01/28/10	W	67-62	H	
02/09/11	L	67-56	A	
03/02/11	L	88-78	H	
01/07/12	-15	W	98-88	H
03/03/12	L	79-59	A	
01/23/13	W	96-70	H	
02/22/14	W	73-69	H	
02/07/15	W	61-41	H	
02/21/15	18/-	W	65-61	A
01/09/16	W	82-68	H	
02/09/16	L	78-46	A	
01/10/17	L	84-78	A	
01/02/18	22/-	L	78-75	H
02/16/19	L	77-67	A	
01/22/20	L	77-70	A	
02/15/20	L	78-77	H	
02/20/21	W	61-45	H	

Mississippi Valley State

Arkansas leads.....6-0				
Home.....6-0				
12/18/86	W	98-79	H	
12/19/87	W	91-71	H	
15/05/09	W	91-54	H	
12/15/10	W	87-64	H	
11/30/11	W	97-64	H	
11/25/20	W	142-62	H	

Missouri

Arkansas leads.....30-26 SEC: 11-8				
(Missouri joined SEC in '12-'13)				
Home.....17-10 SEC: 7-2				
Away.....11-16 SEC: 3-6				
Neutral.....2-0 SEC: 1-0				

12/18/50	L	54-32	A	
12/20/51	W	49-43	H	
12/16/52	W	65-64	A	
12/19/53	W	64-63	H	
12/15/54	-6	L	77-58	A
01/02/56	L	51-50	A	
12/15/56	L	72-52	A	
12/20/57	W	55-45	H	
12/03/58	L	74-71 (OT)	A	
12/04/59	L	75-71	H	
12/03/60	W	84-75	A	
12/04/61	W	72-68	H	
12/08/62	W	70-61	A	
12/02/63	L	76-74	H	
12/05/64	L	81-71	A	
12/04/65	W	75-62	H	
12/03/66	L	73-66	A	
02/02/67	L	74-52	H	
11/30/68	L	60-59	H	
12/01/69	L	58-51	A	
12/01/70	L	80-78 (OT)	A	
12/04/71	L	74-73	H	
11/28/80	20/11	W	81-73	N (Anchorage)
12/28/88	-11	L	83-78	A
12/13/89	7/4	L	89-88	H
12/08/90	3/-	W	95-82	A
12/07/91	11/-	L	87-76	H
12/19/92	12/-	W	73-68	A
12/02/93	2/-	W	120-68	H
12/03/94	4/-	W	94-71	A
12/05/95	-11	W	104-93	A
12/07/96	22/-	W	80-76	H
12/06/97	18/-	W	75-46	H
12/07/04	W	62-52	A	
12/02/05	W	66-63	H	
11/30/06	L	86-64	A	
11/28/07	W	94-91	H	
02/16/13	W	73-71	H	
03/05/13	L	93-63	A	
01/28/14	L	75-71	H	
02/13/14	L	86-85	A	
01/24/15	W	61-60	A	
02/18/15	18/-	W	84-69	H
01/12/16	W	94-61	H	
02/20/16	W	84-72	H	
01/14/17	L	92-73	H	
02/04/17	L	83-78	H	
01/13/18	W	65-63	H	
03/03/18	L	77-67	A	
01/23/19	W	72-60	H	
02/12/19	L	79-78	H	
02/08/20	L	83-79 (OT)	A	
02/22/20	W	78-68	H	
01/02/21	-12	L	81-68	A
02/13/21	-10	W	86-81 (OT)	H
03/12/21	8/-	W	70-64	N (Nashville)

Missouri Western

Arkansas leads.....1-0				
Home.....1-0				
12/04/72	W	85-81	H	

Montana

Arkansas leads.....1-0				
Home.....1-0				
11/16/19	W	64-46	H	

Montana State

Arkansas leads.....1-0				
Home.....1-0				
11/21/18	W	90-68	H	

Montevallo

Arkansas leads.....3-0				
Home.....2-0				
Neutral.....1-0				
12/19/91	19/-	W	91-70	N (LR)
02/05/94	6/-	W	131-63	H
02/25/95	19/-	W	122-64	H

Morgan State

Series tied.....1-1				
Home.....1-1				
12/13/86	13/-	W	106-57	H
11/24/09	L	97-94	H	

Mount St. Mary's

Arkansas leads.....1-0				
Home.....1-0				
11/28/16	W	89-76	H	

Murray State

Arkansas leads.....4-2				
Home.....2-0				
Away.....1-1				
Neutral.....1-1				
12/21/37	L	43-40	A	
12/19/40	W	52-30	A	
03/19/92	9/-	W	80-69	N (Milwaukee)
11/29/93	2/-	W	93-67	H
12/10/94	3/-	W	94-69	H
12/25/97	12/-	L	94-83	N (San Juan, P.R.)

Nebraska

Arkansas leads.....6-2				
Away.....2-2				
Neutral.....4-0				
12/16/32	W	41-24	A	
12/12/46	W	57-46	N (Kansas City)	
12/30/80	W	64-52	N (LR)	
01/03/82	11/-	W	51-50	A
01/03/83	11/-	W	64-58	N (LR)
12/10/83	15/-	L	67-54	A
03/17/87	L	78-71	A (NIT)	
03/12/98	17/-	W	74-65	N (Boise, Idaho)

Missouri-Kansas City

Arkansas leads.....1-0				
Home.....1-0				
12/02/06	W	1-61	H	

Missouri-St. Louis

Arkansas leads.....4-1				
Home.....4-0				
Away.....0-1				
12/21/70	W	91-84	H	
12/06/71	L	85-79	A	
01/06/73	W	104-78	A	
01/09/78	3/-	W	87-65	H
12/05/79	W	79-50	H	

Missouri State

(known as Southwest Missouri State until 2005)

Arkansas leads.....18-6				
Home.....11-1				
Away.....5-5				
Neutral.....2-0				
01/18/24	L	38-31	H	
01/19/24	W	22-21	H	
12/22/27	L	45-31	A	
01/04/30	L	40-21	A	
12/18/31	W	41-38	A	
02/22/32	W	37-19	A	
12/16/33	L	16-13	A	
01/14/34	W	22-15	A	
12/18/42	W	47-31	A	
12/07/46	W	62-55	N (Joplin, Mo.)	
12/03/75	W	83-57	H	
12/01/75	W	72-71	A	
11/26/77	7/-	W	65-47	H
12/03/80	11/-	W	98-65	H

Missouri Western

12/06/82	15/-	W	87-66	N (LR)
12/08/83	15/-	W	56-41	A
12/08/84	W	70-56	H	
12/01/85	W	68-67	A	
12/22/86	L	56-49	H	
12/05/87	W	53-47	H	
12/15/05	W	79-75	H	
12/03/07	W	70-51	H	
11/22/08	L	62-57	A	
12/22/09	W	66-62 (OT)	H	

Montana

Arkansas leads.....1-0				
Home.....1-0				
11/16/19	W	64-46	H	

Montana State

Arkansas leads.....1-0				
Home.....1-0				
11/21/18	W	90-68	H	

Montevallo

Arkansas leads.....3-0				
Home.....2-0				
Neutral.....1-0				
12/19/91	19/-	W	91-70	N (LR)
02/05/94	6/-	W	131-63	H
02/25/95	19/-	W	122-64	H

Morgan State

Series tied.....1-1				
Home.....1-1				
12/13/86	13/-	W	106-57	H
11/24/09	L	97-94	H	

Mount St. Mary's

Arkansas leads.....1-0				
Home.....1-0				
11/28/16	W	89-76	H	

Murray State

Arkansas leads.....4-2				
Home.....2-0				
Away.....1-1				
Neutral.....1-1				
12/21/37	L	43-40	A	
12/19/40	W	52-30	A	
03/19/92	9/-	W	80-69	N (Milwaukee)
11/29/93	2/-	W	93-67	H
12/10/94	3/-	W	94-69	H
12/25/97	12/-	L	94-83	N (San Juan, P.R.)

Nebraska

Arkansas leads.....6-2				
Away.....2-2				
Neutral.....4-0				
12/16/32	W	41-24	A	
12/12/46	W	57-46	N (Kansas City)	
12/30/80	W	64-52	N (LR)	
01/03/82	11/-	W	51-50	A
01/03/83	11/-	W	64-58	N (LR)
12/10/83	15/-	L	67-54	A
03/17/87	L	78-71	A (NIT)	
03/12/98	17/-	W	74-65	N (Boise, Idaho)

Nevada-Las Vegas (UNLV)

Arkansas trails.....1-2				
Home.....1-1				
Away.....0-1				
12/30/89	11/12	L	101-93	A
02/10/91	2/1	L	112-105	H
03/19/97	W	86-73	H (NIT)	

New Mexico State

Arkansas leads.....2-0				
Home.....1-0				
Neutral.....1-0				
12/04/57	W	59-50	H	
11/21/98	19/-	W	66-60	N (Fairbanks)

New York University

Arkansas trails.....0-3				
Away.....0-3				
12/15/45	L	63-62	A	
12/17/46	L	67-46	A	
12/11/47	L	85-62	A	

Nicholls State

Arkansas leads.....1-0				
Home.....1-0				
11/21/03	W	89-60	H	

North Carolina

Arkansas trails.....3				
-----------------------	--	--	--	--



RAZORBACK RECORDS • Series Record Versus All Opponents

Oklahoma City
Arkansas leads.....8-4
Home.....5-1
Away.....2-3
12/01/48 W 31-29 H
12/08/54 W 81-76 A
01/26/55 W 55-52 H
01/25/68 L 92-90 A
01/24/69 L 84-73 H
01/21/70 L 73-70 A
12/23/74 L 79-77 A
12/20/75 W 84-63 H
12/11/76 W 71-60 A
12/17/79 W 86-65 H
12/13/80 W 76-70 H**Oklahoma State**
Arkansas trails.....15-38
Home.....10-9
Away.....4-14
Neutral.....1-5
02/27/25 W 21-17 H
02/28/25 L 25-23 H
02/07/30 W 30-20 A
02/08/30 W 30-23 A
02/20/31 W 37-22 H
02/21/31 W 29-22 H
01/19/34 W 46-22 H
01/20/34 W 28-23 H
12/18/35 L 33-21 A
12/19/35 W 24-15 A
12/26/39 L 32-26 N (Oklahoma City)
01/27/44 L 66-41 A
01/28/44 L 17-15 N (Oklahoma City)
12/29/44 L 43-34 N (Oklahoma City)
01/12/45 W 41-38 N (LR)
01/13/45 L 49-40 N (El Dorado, Ark.)
03/24/45 L 68-41 N (Kansas City)
02/15/46 L 53-29 A
02/16/46 L 46-31 N (Oklahoma City)
01/22/47 L 42-38 N (LR)
01/24/47 L 49-44 (OT) N (Okla. City)
12/04/48 L 53-28 A
12/23/48 L 50-45 H
12/03/49 L 43-41 A
12/22/49 L 44-36 N (LR)
12/29/49 L 57-33 N (Oklahoma City)
12/08/50 13/- L 55-53 A
12/14/50 L 44-33 H
12/29/50 -/3 L 54-41 N (Oklahoma City)
12/08/55 L 70-66 (OT) A
12/10/56 L 59-50 H
03/14/58 L 65-40 N (Lawrence, Kan.)
12/05/59 W 54-50 H
12/06/60 L 59-50 (OT) A
12/12/61 W 63-54 H
12/11/62 L 46-45 (OT) A
12/09/63 L 74-65 H
12/09/64 L 66-52 H
12/07/65 W 55-52 H
12/07/66 W 51-46 A
12/17/66 L 50-43 N (Memphis)
12/05/67 L 61-52 H
12/03/68 L 73-68 A
12/05/69 L 80-67 H
12/07/70 L 67-65 A
12/13/71 W 90-76 H
12/09/00 21/- L 74-73 N (Tulsa)
12/22/01 -/6 L 85-76 N (NLR)
12/30/02 L 71-45 A
12/20/03 L 73-58 H
01/28/17 L 99-71 A
01/27/18 W 66-65 H
01/30/21 L 81-77 A**Pepperdine**
Arkansas leads.....1-0
Neutral.....1-0
12/30/47 W 70-44 N (Los Angeles)**Pittsburg State**
Arkansas leads.....17-8
Home.....13-3
Away.....2-5
Neutral.....2-0
01/16/30 L 36-23 A
01/17/30 L 51-20 A
12/18/30 L 40-31 H
12/19/30 L 28-26 H
12/19/31 L 36-20 A
01/18/32 W 32-21 H
12/15/39 L 62-50 H
12/16/39 W 49-42 H
12/29/39 W 44-33 N (Oklahoma City)
01/04/41 W 48-45 A
02/01/41 W 71-45 H
12/14/42 W 57-46 H
01/01/43 W 43-38 H
12/15/43 W 42-37 H
02/16/44 L 50-42 A
12/07/44 W 45-3 A
02/08/45 W 76-45 H
01/04/47 L 53-52 A
12/03/47 W 75-42 H
12/16/48 W 79-53 H
12/01/49 W 59-41 H
02/06/50 W 41-36 N (LR)
01/31/52 W 53-37 H
01/29/53 W 79-63 H
12/10/70 W 107-82 H**Pittsburgh**
Series tied.....1-2
Home.....1-0
Neutral.....0-2
12/29/73 L 91-83 N (LR)
12/29/86 L 114-82 N (Honolulu)
03/17/97 W 76-71 H (NIT)**Portland State**
Arkansas leads.....1-0
Home.....1-0
11/18/05 W 107-69 H**Prairie View A&M**
Arkansas leads.....1-0
Home.....1-0
12/18/04 W 102-50 H**Princeton**
Arkansas leads.....1-0
Home.....1-0
03/15/90 7/- W 68-64 H**Providence**
Arkansas trails.....2-2
Home.....1-0
Away.....1-1
Neutral.....0-1
01/23/99 22/- W 118-79 H
12/23/99 L 87-81 A
11/16/07 18/- L 67-51 N (San Juan, PR)
03/19/19 W 84-72 A (NIT)**Oregon**
Arkansas leads.....3-0
Away.....1-0
Neutral.....2-0
03/23/45 W 79-76 N (Kansas City)
11/26/89 9/- W 102-75 N (LR)
12/22/90 2/- W 71-68 A**Oregon State**
Arkansas trails.....0-1
Neutral.....0-1
03/18/49 L 56-38 N (Kansas City)**Ouachita Baptist**
Arkansas leads.....1-0
Neutral.....1-0
12/19/42 W 44-29 N (Fort Smith)**Penn State**
Arkansas leads.....1-0
Neutral.....1-0
03/14/96 -/18 W 86-80 N (Providence, R.I.)**Pepperdine**
Arkansas leads.....1-0
Neutral.....1-0
12/30/47 W 70-44 N (Los Angeles)**Pittsburg State**
Arkansas leads.....17-8
Home.....13-3
Away.....2-5
Neutral.....2-0
01/16/30 L 36-23 A
01/17/30 L 51-20 A
12/18/30 L 40-31 H
12/19/30 L 28-26 H
12/19/31 L 36-20 A
01/18/32 W 32-21 H
12/15/39 L 62-50 H
12/16/39 W 49-42 H
12/29/39 W 44-33 N (Oklahoma City)
01/04/41 W 48-45 A
02/01/41 W 71-45 H
12/14/42 W 57-46 H
01/01/43 W 43-38 H
12/15/43 W 42-37 H
02/16/44 L 50-42 A
12/07/44 W 45-3 A
02/08/45 W 76-45 H
01/04/47 L 53-52 A
12/03/47 W 75-42 H
12/16/48 W 79-53 H
12/01/49 W 59-41 H
02/06/50 W 41-36 N (LR)
01/31/52 W 53-37 H
01/29/53 W 79-63 H
12/10/70 W 107-82 H**Pittsburgh**
Series tied.....1-2
Home.....1-0
Neutral.....0-2
12/29/73 L 91-83 N (LR)
12/29/86 L 114-82 N (Honolulu)
03/17/97 W 76-71 H (NIT)**Portland State**
Arkansas leads.....1-0
Home.....1-0
11/18/05 W 107-69 H**Prairie View A&M**
Arkansas leads.....1-0
Home.....1-0
12/18/04 W 102-50 H**Princeton**
Arkansas leads.....1-0
Home.....1-0
03/15/90 7/- W 68-64 H**Providence**
Arkansas trails.....2-2
Home.....1-0
Away.....1-1
Neutral.....0-1
01/23/99 22/- W 118-79 H
12/23/99 L 87-81 A
11/16/07 18/- L 67-51 N (San Juan, PR)
03/19/19 W 84-72 A (NIT)**Purdue**
Series tied.....1-1
Neutral.....1-1
12/28/38 L 57-51 N (New Orleans)
03/1983 9/- W 78-68 N (Tampa)**Quincy College**
Arkansas leads.....1-0
Neutral.....1-0
01/02/92 16/- W 123-60 N (PB)**Radford**
Arkansas leads.....1-0
Home.....1-0
11/26/05 W 75-55 H**Rice**
Arkansas leads.....103-41
Home.....55-11
Away.....41-29
Neutral.....7-1
02/22/24 L 22-19 A
02/23/24 W 29-22 A
02/01/25 W 37-19 H
02/02/25 W 29-9 H
02/12/26 W 54-15 A
02/13/26 W 25-17 A
01/07/27 W 36-18 H
01/08/27 W 34-18 H
02/17/28 W 20-11 A
02/18/28 W 28-23 A
02/15/29 W 51-18 H
02/16/29 W 44-13 H
02/24/30 W 30-26 A
02/25/30 L 37-16 A
01/12/31 W 36-32 H
01/13/31 W 31-25 H
02/26/32 W 25-23 H
02/27/32 W 34-19 A
01/20/33 W 36-32 H
01/21/33 W 33-23 A
02/16/34 W 31-29 H
02/17/34 L 25-22 A
01/10/35 W 31-30 H
01/11/35 W 37-19 H
01/14/36 W 33-26 A
01/15/36 L 35-29 A
02/19/37 W 52-29 H
02/20/37 W 52-34 H
01/20/38 W 38-31 H
01/21/38 W 59-37 A
03/01/39 W 50-45 H
03/02/39 W 40-35 A
02/19/40 L 60-43 A
02/20/40 L 42-28 A
02/12/41 W 66-41 H
02/13/41 W 48-43 H
01/16/42 L 51-38 A
01/17/42 W 55-47 A
01/15/43 W 52-35 H
01/16/73 L 41-37 H
01/14/44 W 42-41 A
01/15/44 L 67-41 A
01/26/45 L 57-46 A
01/27/45 L 69-56 A
02/04/46 W 62-45 H
02/15/46 W 68-25 H
01/10/47 W 52-51 H
01/11/47 W 66-53 H
02/27/48 L 61-49 A
02/28/48 W 66-63 (OT) H
01/21/49 L 49-48 A
02/26/49 L 54-48 A
03/09/49 W 50-34 A
01/14/50 W 60-56 H
02/21/50 W 61-38 A
02/05/51 W 50-42 H
02/27/51 W 57-43 N (LR)
01/19/52 L 48-46 H
02/09/52 L 59-55 H
01/17/53 W 87-68 H
02/09/53 L 70-45 A
01/18/54 L 80-55 H
02/20/54 L 76-62 A
12/27/54 W 73-66 N (Houston)
01/10/55 W 83-61 H
02/12/55 W 86-75 H
01/13/56 W 84-70 H
02/11/56 L 86-65 A
02/21/56 W 81-70 N (Houston)
01/07/57 L 78-68 A
02/19/57 L 82-69 H
12/27/57 L 50-49 N (Houston)
02/08/58 18/- L 63-59 H
02/24/58 L 61-59 A
01/10/59 W 72-61 H
02/09/59 L 68-62 A
01/16/60 W 74-63 H**Rider College**
Arkansas leads.....1-0
Home.....1-0
11/27/88 W 96-89 H**Robert Morris**
Arkansas leads.....1-0
Home.....1-0
12/20/12 W 79-74 H**Rockhurst**
Arkansas leads.....4-0
Home.....3-0
Away.....1-0
12/09/71 W 102-72 H
12/08/72 W 87-76 A
11/30/74 W 78-61 H
12/08/77 6/- W 99-63 H**Saint John's**
Series tied.....1-1
Neutral.....1-1
03/16/85 -/3 L 68-65 N (Salt Lake City)
03/20/93 14/- W 80-74 N (Winston-Salem, N.C.)**Saint Joseph's (Pa.)**
Arkansas leads.....1-0
Away.....1-0
12/21/46 W 46-36 A**Saint Louis**
Arkansas trails.....3-7
Home.....2-1
Away.....0-6
Neutral.....1-0
01/02/26 L 40-30 A
01/03/30 L 32-13 A
01/03/31 L 24-18 A
02/11/31 W 33-30 H
01/02/32 L 25-23 A
02/15/32 W 33-19 H
01/02/43 L 43-37 A
02/15/55 L 99-72 A
03/06/56 L 68-66 (OT) H
01/26/97 12/- W 78-70 N (San Juan, P.R.)**Saint Peter's**
Arkansas leads.....2-0
Away.....1-0
Neutral.....1-0
1982-83 W 52-48 A
1983-84 W 82-49 N (LR)**Samford**
Arkansas leads.....3-0
Home.....2-0
Neutral.....1-0
12/05/85 W 72-51 H
11/24/89 W 97-67 N (PB)
11/10/17 W 95-56 H**Sam Houston State**
Arkansas leads.....4-0
Home.....2-0
Neutral.....2-0
12/23/88 W 97-79 N (LR)
12/18/02 W 78-67 H
11/09/12 W 73-68 H
12/22/16 W 90-56 N (NLR)**San Diego State**
Arkansas leads.....2-0
Neutral.....2-0
12/03/81 W 85-68 N (PB)
12/03/85 W 76-64 N (LR)**San Francisco**
Arkansas leads.....2-0
Home.....1-0
Away.....1-0
01/02/48 W 74-58 A
11/30/96 16/- W 77-63 H**San Francisco State**
Arkansas trails.....0-1
Neutral.....0-1
12/22/71 L 84-81 N (LR)**Santa Clara**
Arkansas leads.....1-0
Neutral.....1-0
11/28/99 W 79-60 N (Hilo, Hawaii)**Savannah State**
Arkansas leads.....2-0
Home.....2-0
01/03/12 W 83-66 H
12/12/13 W 72-43 H**Seton Hall**
Arkansas leads.....2-0
Neutral.....2-0
12/08/10 W 71-62 N (Louisville, Ky.)
03/17/17 W 77-71 N (Greenville, S.C.)**Siena**
Arkansas leads.....1-0
Neutral.....1-0
03/11/99 17/- W 94-80 N (Denver)**South Alabama**
Arkansas leads.....6-1
Home.....1-1
Away.....3-0
Neutral.....2-0
01/02/89 W 103-71 N (PB)
11/29/89 11/- W 105-90 A
12/11/90 2/- W 101-91 H
12/30/91 16/- W 101-82 A
11/26/08 W 79-77 A
11/29/09 L 74-61 H
12/21/13 W 72-60 N (LR)



South Carolina		
Arkansas leads.....	21-15	SEC: Same (Arkansas & South Carolina joined the SEC in '91-92)
Home.....	11-5	SEC: Same
Away.....	7-8	SEC: Same
Neutral.....	3-2	SEC: Same
02/15/92	11/-	W 89-73 H
01/09/93	13/-	W 86-76 A
01/22/94	3/-	W 79-53 H
01/21/95	9/-	W 88-73 A
02/03/96	W	81-69 H
03/08/96	W	80-58 N (New Orleans) H
02/18/97	-/9	L 78-65 A
02/18/98	16/13	W 96-88 H
02/10/99	W	72-66 A
01/08/00	L	76-65 H
02/20/01	W	69-67 A
01/16/02	L	62-60 H
02/15/03	L	72-65 A
02/21/04	-/25	W 82-66 H
03/11/04	L	91-81 N (Atlanta) A
02/22/05	L	64-52 A
02/04/06	W	73-59 H
01/24/07	L	66-60 A
03/08/07	W	82-52 N (Atlanta) H
01/16/08	L	70-66 H
02/21/09	L	82-78 (OT) A
02/17/10	W	92-79 H
01/19/11	L	81-74 (OT) A
02/11/12	W	76-65 H
01/26/13	L	75-54 A
02/19/14	W	71-64 H
03/13/14	L	71-69 N (Atlanta) A
02/03/15	W	75-55 H
03/05/15	18/-	W 71-70 A
03/05/16	L	76-61 H
02/15/17	-/21	W 83-76 A
02/06/18	W	81-65 H
03/08/18	W	69-64 N (St. Louis) H
02/09/19	L	77-65 A
01/29/20	L	79-77 H
03/02/21	12/-	W 101-73 A

South Carolina-Upstate		
Arkansas leads.....	1-0	
Home.....	1-0	
11/11/11	W	83-63 H

South Dakota		
Arkansas leads.....	2-0	
Home.....	2-0	
12/19/32	W	33-27 H
11/22/19	W	77-56 H

Southeast Missouri State		
Arkansas leads.....	8-1	
Home.....	6-1	
Neutral.....	2-0	
12/26/24	L	28-21 H
11/21/24	W	90-51 H
11/27/82	17/-	W 74-57 H
12/01/83	14/-	W 98-69 H
12/17/92	12/-	W 96-72 N (PB) H
12/09/03	W	78-68 H
11/10/06	W	92-52 H
11/24/10	W	66-56 H
12/20/14	W	84-67 N (NLR) H

Southeastern Louisiana		
Arkansas leads.....	5-0	
Home.....	5-0	
11/24/84	16/-	W 65-62 H
12/16/98	20/-	W 95-57 H
11/14/08	W	91-87 (OT) H
12/17/11	W	62-55 H
12/03/13	W	111-65 H

Southeastern State		
(now known as Southeastern Oklahoma State)		
Arkansas leads.....	9-2	
Home.....	9-2	
1929-30	W	32-29 H
1929-30	W	24-22 H
12/17/36	W	33-19 H
12/18/36	W	39-28 H
12/09/38	W	51-33 H
12/10/38	W	36-21 H
1939-40	W	32-20 H
1939-40	L	26-25 H
12/11/41	W	30-19 H
12/12/41	W	38-36 H
12/01/55	L	65-64 H

Southern (La.)		
Arkansas leads.....	3-0	
Home.....	2-0	
Neutral.....	1-0	
11/29/85	W	76-75 N (PB) H
11/13/15	W	86-68 H
12/09/21	W	79-44 H

Southern California		
Arkansas trails.....	0-3	
Away.....	0-1	
Neutral.....	0-2	
12/28/66	L	70-67 A
01/25/86	L	88-74 H
03/16/07	-/23	L 77-60 N (Spokane, Wash.) H

Southern Colorado		
(now known as Colorado State-Pueblo)		
Arkansas leads.....	1-0	
Home.....	1-0	
12/04/76	W	91-43 H

Southern Illinois		
Arkansas leads.....	4-2	
Home.....	1-1	
Away.....	0-1	
Neutral.....	3-0	
12/12/70	L	99-78 A
12/11/71	L	93-92 H
12/30/72	W	97-96 N (LR) H
11/26/85	W	86-72 N (LR) H
11/23/06	W	61-53 (OT) N (Orlando) H
11/14/16	W	90-65 H

Southern Illinois-Edwardsville		
Arkansas leads.....	1-0	
Home.....	1-0	
11/08/13	W	99-65 H

Southern Methodist (SMU)		
Arkansas leads.....	96-59	
Home.....	53-17	
Away.....	37-34	
Neutral.....	6-8	
01/25/24	L	17-11 H
01/26/24	W	21-15 A
01/14/25	W	29-25 H
01/15/25	W	39-20 A
01/15/26	W	29-27 H
01/16/26	W	28-8 H
Feb. 1927	W	32-30 A
Feb. 1927	W	32-31 A
02/10/28	W	48-26 H
02/11/28	W	34-22 H
01/04/29	W	32-26 A
01/05/29	W	39-17 A
Feb. 1930	W	28-27 H
Feb. 1930	W	44-29 H
02/27/31	W	32-27 A
02/28/31	L	40-27 A
01/22/32	W	46-20 H
01/23/32	W	29-20 H
1932-33	W	40-23 A
1932-33	W	26-25 A
03/02/34	W	39-35 H
03/03/34	L	44-37 H
Feb. 1935	L	30-22 A
Feb. 1935	L	41-27 H
02/07/36	W	34-23 H
02/08/36	W	40-28 H
01/15/37	L	29-25 A
01/16/37	W	37-28 A
02/25/38	W	32-23 H
02/26/38	W	34-26 H
01/16/39	L	47-31 A
01/17/39	L	32-19 H
02/09/40	W	75-40 H
02/10/40	W	36-26 H
02/28/41	W	40-23 A
03/01/41	W	40-32 A
Dec. 1941	W	52-22 N (Oklahoma City) H
01/09/42	W	35-33 H
01/10/42	W	36-34 H
01/08/43	W	39-35 A
01/09/43	W	36-29 A
01/21/44	W	68-58 H
01/22/44	W	74-49 H
02/16/45	W	59-52 H
02/17/45	W	65-49 A
02/01/46	W	81-53 H
02/02/46	W	74-46 H
02/14/47	L	64-62 A
02/15/47	L	47-44 A
01/16/48	W	47-40 H
01/17/48	W	58-57 H
01/15/49	W	54-45 A
02/19/49	W	47-39 A
01/18/50	W	63-55 H

02/25/50	L	57-48 A
01/08/51	L	60-45 A
02/10/51	W	50-48 (OT) H
12/28/51	L	54-40 A
02/04/52	L	54-50 H
02/23/52	L	57-48 H
12/29/52	L	65-62 N (Dallas Fair Park) A
02/09/53	W	71-66 A
02/28/53	L	79-74 H
12/30/53	L	70-66 N (Houston) A
01/16/54	W	61-58 H
02/08/54	L	92-68 H
01/31/55	W	85-74 H
02/22/55	L	83-69 A
12/28/55	L	67-62 N (Houston) A
02/04/56	-/17	L 80-72 H
02/25/56	-/12	L 80-72 A
12/29/56	-/17	L 64-60 N (Houston) A
02/02/57	-/6	L 69-55 H
03/02/57	-/4	L 87-59 H
02/01/58	17/-	L 49-46 A
02/11/58	W	65-63 H
03/11/58	W	61-55 N (Shreveport) H
12/26/58	L	65-64 N (Houston) H
02/03/59	L	59-50 H
02/23/59	L	56-51 A
12/29/59	L	67-56 N (Houston) H
02/06/60	L	72-70 (OT) H
03/02/60	L	93-82 A
01/07/61	W	76-74 H
02/27/61	W	88-82 (OT) H
01/09/62	L	77-70 A
03/06/62	L	84-81 A
01/03/63	W	73-71 A
02/26/63	W	82-79 (OT) A
02/11/64	W	82-71 H
02/25/64	L	86-71 H
02/06/65	L	84-76 H
03/04/65	L	88-75 A
02/02/66	L	75-74 A
02/19/66	L	67-66 A
01/17/67	L	69-59 A
02/21/67	L	69-66 A
02/03/68	W	70-68 H
02/17/68	L	95-87 H
02/08/69	L	84-69 N (LR) H
02/15/69	L	76-68 H
02/07/70	L	76-75 A
02/14/70	W	88-72 A
01/30/71	L	90-88 H
02/13/71	L	112-99 H
01/25/72	L	85-71 H
02/19/72	W	88-74 H
01/30/73	L	110-94 A
02/24/73	W	103-96 H
01/22/74	W	89-88 H
02/16/74	L	95-87 A
01/25/75	W	73-69 A
03/01/75	W	72-50 H
01/08/76	L	82-81 H
01/31/76	L	82-76 A
03/04/76	W	74-70 A
01/27/77	15/-	W 77-59 A
02/02/77	14/-	W 81-58 H
01/24/78	4/-	W 72-65 H
02/16/78	1/-	W 86-75 H
03/02/78	4/-	W 94-73 H
01/24/79	15/-	W 79-67 N (Houston) A
02/14/79	11/-	W 71-55 H
01/03/80	W	84-69 H
02/18/80	L	62-58 A
01/03/81	W	92-50 N (Dallas Reunion Arena) H
02/24/81	18/-	W 47-33 H
01/06/82	11/-	W 68-48 H
02/24/82	15/-	W 54-53 A
01/15/83	7/-	W 63-56 A
02/14/83	8/-	W 71-61 H
01/12/84	W	70-69 H
02/11/84	W	80-71 A
01/05/85	-/4	L 63-60 (OT) A
02/06/85	-/4	W 69-66 H
03/09/85	-/13	W 68-55 N (Dallas Reunion Arena) H
01/02/86	L	71-66 H
02/01/86	L	90-80 A
01/27/87	W	76-63 H
03/01/87	L	93-76 A
01/13/88	W	85-83 (OT) H
02/13/88	L	73-63 H
01/14/89	W	93-73 H
02/15/89	W	81-68 H
01/17/90	12/-	W 80-61 A
02/17/90	8/-	W 77-46 A
03/09/90	9/-	W 84-51 N (Dallas Reunion Arena) H
01/19/91	2/-	W 98-70 H
02/20/91	3/-	W 79-70 A
01/04/93	13/-	W 72-53 A
01/03/94	1/-	W 96-70 A
12/08/94	3/-	W 78-66 H
12/21/95	W	73-46 H

11/18/13	W	89-78 H
11/25/14	W	78-72 A
Southern Miss		
Arkansas leads.....	5-1	
Home.....	1-1	
Neutral.....	4-0	
12/23/78	W	93-79 N (PB) H
12/22/80	19/-	W 76-68 N (PB) H
12/22/81	12/-	W 63-54 N (PB) H
12/21/82	6/-	W 64-62 N (PB) H
11/18/00	15/-	L 63-54 H
11/30/05	W	77-35 H

Southern Utah		
Arkansas leads.....	2-0	
Home.....	1-0	
Neutral.....	1-0	
01/24/89	W	109-76 N (PB) H
12/26/96	22/-	W 92-52 H

Southwestern (Kan.) College		
Arkansas trails.....	0-1	
Neutral.....	0-1	
12/29/37	L	36-33 N (Oklahoma City) H

Southwestern Presbyterian (Tenn.)		
(now known as Rhodes College)		
Arkansas leads.....	1-0	
Home.....	1-0	
12/20/40	W	58-35 H

Stanford		
Arkansas trails.....	0-2	
Neutral.....	0-2	
01/03/48	L	60-53 N (San Francisco) H
11/27/15	L	69-66 N (Brooklyn) H

Stephen F. Austin		
Arkansas leads.....	5-0	
Home.....	4-0	
Neutral.....	1-0	
03/11/36	W	53-24 N (Houston) H
11/18/06	W	70-59 H
12/20/08	W	67-51 H
12/19/09	W	72-69 H
12/01/16	W	78-62 H

Syracuse		
Series tied.....	1-1	
Home.....	0-1	
Neutral.....	1-0	
03/19/95	6/25	W 96-94 (OT) N (Austin) H
11/30/12	L	91-85 H

Tennessee		
Arkansas trails.....	21-23	SEC: 18-22 (Arkansas joined SEC in '91-92)
Home.....	11-4	SEC: 11-4
Away.....	4-14	SEC: 4-14
Neutral.....	6-5	SEC: 3-4
12/30/36	W	42-34 N (New Orleans) H
12/30/48	W	58-55 N (Memphis) H
12/22/60	W	89-76 N (LR) H
12/27/63	L	77-57 N (New Orleans) H
02/05/92	5/-	L 83-81 A
02/16/93	13/-	L 101-91 H
01/29/94	5/-	W 65-64 A
01/17/95	3/-	W 97-79 H
02/21/96	L	66-59 A
02/05/97	W	77-54 H
02/14/98	12/-	L 74-71 H
03/06/98		



RAZORBACK RECORDS • Series Record Versus All Opponents

03/01/52	W	45-44	H
01/12/53	L	62-57	A
02/14/53	L	70-65	H
12/29/53	L	66-65 (OT)	N (Houston)
01/09/54	L	64-61	A
02/26/54	L	67-57	H
02/05/65	L	75-74 (OT)	A
02/19/65	W	79-74	H
01/09/56	W	70-67	A
02/18/56	W	79-69	H
12/27/56	W	89-76	N (Houston)
01/14/57	W	67-66	H
02/25/57	W	70-54	A
12/26/57	W	83-67	N (Houston)
01/04/58	W	57-55	A
03/04/58	W	74-60	H
02/07/59	W	77-74 (OT)	A
02/28/59	W	63-56	H
12/30/59	W	68-58	N (Houston)
01/11/60	L	72-66	H
02/26/60	L	71-57	H
01/14/61	L	68-58	A
02/14/61	W	74-59	H
01/06/62	L	73-59	A
02/27/62	L	61-60	H
01/05/63	L	69-63	H
03/01/63	L	99-86	A
01/07/64	W	58-53	H
03/03/64	L	80-67	A
02/09/65	L	81-65	A
02/23/65	L	74-72	N (LR)
01/15/66	W	93-82	H
03/01/66	L	74-70	A
01/03/67	L	71-62	A
02/11/67	L	67-61	N (LR)
01/13/68	W	85-80	N (LR)
03/02/68	W	74-73	A
01/13/69	L	67-59	A
03/04/69	W	69-65	H
01/10/70	L	75-69	A
02/28/70	W	78-61	H
01/09/71	L	88-79	H
02/20/71	W	88-87 (OT)	A
01/29/72	L	117-93	H
02/22/72	L	92-86	H
01/20/73	W	76-72	A
02/13/73	W	86-74	H
02/02/74	L	96-81	H
02/26/74	L	99-82	A
02/14/75	W	56-52	H
03/04/75	W	68-56	A
01/20/76	L	59-57	N (LR)
02/18/76	W	75-68	N (LR)
01/22/77	17/-	86-58	H
02/19/77	11/-	86-58	H
01/14/78	3/-	75-69	A
02/01/78	2/-	75-71	H
01/12/79	10/-	66-63	H
02/01/79	14/-	68-58	A
03/03/79	9/-	39-38	N (Houston)
01/12/80	W	55-50	A
02/02/80	W	60-59	H
02/29/80	W	64-62	N (San Antonio)
01/12/81	L	62-60	H
02/03/81	W	54-48	A
03/02/81	L	76-73	N (LR)
01/16/82	9/-	81-73	H
02/06/82	14/12	62-55 (OT)	H
01/24/83	4/-	83-64	H
02/23/83	6/-	84-67	H
01/19/84	W	70-66	A
02/18/84	14/-	59-41	H
01/12/85	W	64-58	H
02/14/85	W	60-51	A
03/08/85	W	66-46	N (Dallas)
01/08/86	L	59-55	A
02/08/86	L	61-57	H
01/08/87	W	79-62	H
02/04/87	L	78-73	H
01/06/88	W	91-62	A
02/06/88	L	79-72	A
01/07/89	W	99-92	H
02/08/89	W	105-82	H
03/12/89	W	100-76	N (Dallas)
01/25/90	6/-	109-100	H
02/04/90	3/-	103-96 (OT)	A
03/24/90	7/-	88-85	N (Dallas)
01/10/91	2/-	101-89	H
03/03/91	3/23	99-86	A
03/10/91	5/23	120-89	N (Dallas)
12/20/06	L	80-76	A
01/06/09	-7	67-61	H
01/05/19	-2	96-85	H
01/04/11	-12	79-46	A
12/17/16	W	77-74	N (Houston)
11/09/18	L	73-71 (OT)	N (El Paso)

Texas-Arlington			
Arkansas leads.....	9-0		
Home.....	7-0		
Away.....	1-0		
Neutral.....	1-0		
12/18/65	W	78-64	H
12/14/68	W	80-69	N (LR)
12/27/68	W	87-78	H
12/13/69	W	85-73	H
11/22/99	W	102-95 (OT)	A
12/31/10	W	87-74	H
11/18/16	W	71-67	H
11/23/18	W	78-60	H
12/02/20	W	72-60	H

Texas-Pan American			
Arkansas leads.....	2-0		
Home.....	2-0		
12/15/99	W	70-56	H
12/30/05	W	66-38	H
Texas-San Antonio			
Arkansas leads.....	6-0		
Home.....	3-0		
Away.....	1-0		
Neutral.....	2-0		
11/30/81	18/-	71-42	A
12/01/82	16/-	78-59	H
12/18/84	W	74-67	N (LR)
12/02/07	W	67-42	H
12/10/14	W	104-71	H
12/15/18	W	79-67	N (NLR)

Texas A&M		
Arkansas leads.....	104-57	SEC: 9-6
(Texas A&M joined SEC in '12-'13)		
Home.....	59-15	SEC: 7-1
Away.....	38-38	SEC: 2-5
Neutral.....	7-4	SEC: 0-0

02/20/24	L	35-27	A
02/21/24	L	32-17	A
02/06/25	W	54-18	H
02/07/25	W	38-17	H
02/15/26	W	37-27	A
02/16/26	W	35-21	A
01/21/27	W	34-27	H
01/22/27	W	25-16	H
02/20/28	W	42-18	A
02/21/28	W	46-31	A
02/22/29	W	49-32	H
02/23/29	W	38-29	H
02/21/30	W	28-24	A
02/22/30	W	25-23 (OT)	A
1930-31	W	30-19	H
1930-31	L	37-34	H
1931-32	L	28-23	A
03/02/32	W	33-27	A
1932-33	L	25-21	H
1932-33	L	25-23	H
02/19/34	W	23-22	A
02/20/34	L	35-23	H
03/01/35	W	45-41	H
03/02/35	W	51-31	H
01/10/36	W	22-18	A
01/11/36	W	34-27	H
02/12/37	W	45-19	H
02/13/37	W	36-32	H
01/17/38	W	45-32	A
01/18/38	W	33-22	H
02/25/39	W	61-42	H
02/26/39	W	66-38	H
02/16/40	W	37-25	A
02/17/40	L	41-38	A
01/17/41	W	66-38	H
01/18/41	W	58-36	H
02/13/42	W	47-45	A
02/14/42	W	40-31	A
02/19/43	W	79-49	H
02/20/43	L	67-52	H
02/25/44	W	70-35	A
02/26/44	W	60-38	H
02/23/45	W	80-21	H
02/24/45	W	87-36	H
02/25/46	L	56-55	A
02/26/46	W	53-43	A
02/21/47	W	62-56	H
02/22/47	W	71-58	H
01/09/48	W	62-47	A
01/10/48	W	57-46	A
01/31/49	W	62-47	H
02/28/49	W	61-46	A
01/12/50	L	43-35	H
02/13/50	W	52-46	H
02/03/51	L	34-33	A
02/12/51	W	45-38	H
12/26/51	L	49-46	N (Dallas)
01/05/52	L	47-42	H
02/11/52	W	49-40	A

01/10/53	L	56-48 (20T)	A
02/16/53	W	45-38	H
02/01/54	W	80-55	H
02/22/54	W	67-54	A
12/29/54	W	74-70	N (Houston)
01/08/55	L	62-59	H
02/26/55	W	73-63	A
12/30/55	W	80-49	N (Houston)
01/16/56	W	98-66	H
02/13/56	W	61-52	A
01/05/57	W	73-65	H
02/09/57	W	63-46	A
01/28/58	17/-	67-51	H
02/22/58	L	66-57	H
01/12/59	L	63-62	A
02/21/59	W	72-71	A
02/09/60	-1/2	77-68	H
02/20/60	-1/1	82-61	A
01/10/61	L	81-62	H
03/02/61	L	70-68	H
01/03/62	W	64-59	H
02/23/62	L	89-79	A
02/02/63	W	66-55	H
02/16/63	L	80-78	A
02/08/64	L	72-64	A
02/22/64	L	60-57	H
02/03/65	L	82-79 (OT)	H
02/20/65	L	91-77	A
01/11/66	L	75-72	A
03/03/66	W	94-71	H
01/14/67	W	47-46	N (LR)
02/14/67	L	60-53	H
01/03/68	W	75-70	A
02/20/68	L	71-67	A
01/11/69	L	73-68	H
02/25/69	L	79-66	H
01/06/70	L	64-59	H
02/24/70	L	72-60	A
02/06/71	L	87-83	A
03/05/71	L	92-89	A
01/22/72	W	100-89	H
02/15/72	L	86-85	A
01/13/73	W	84-73	H
02/10/73	L	108-82	H
02/05/74	L	86-80 (OT)	A
03/02/74	W	97-86	H
02/08/75	W	95-89 (20T)	H
02/15/75	L	62-60	A
01/24/76	W	93-91 (20T)	A
02/21/76	L	70-69	H
01/24/77	17/-	72-58	H
02/22/77	6/-	63-62	H
01/17/78	6/-	84-68	H
02/07/78	2/-	80-79	A
01/17/79	11/15	74-69 (OT)	A
02/06/79	14/11	60-56	H
01/22/80	L	45-39	A
02/12/80	W	45-44	H
03/01/80	L	52-50	N (San Antonio)
01/24/81	W	52-47	H
02/17/81	W	65-61	A
01/26/82	12/-	64-63	A
02/15/82	8/-	92-75	H
01/13/83	7/-	66-64	A
02/12/83	8/-	62-55	H
01/17/84	W	77-54	H
02/08/84	W	59-58	A
03/10/84	8/-	49-47	N (Houston)
01/02/85	W	70-67	H
01/21/85	W	58-53	A
01/29/86	L	81-67	A
03/01/86	L	93-76	H
03/07/86	L	67-51	N (Dallas)
01/25/87	W	87-69	H
02/24/87	W	100-97 (20T)	A
01/16/88	L	74-67	A
02/17/88	W	79-58	H
03/11/88	W	76-64	N (Dallas)
01/16/89	W	75-60	H
02/18/89	L	82-71	H
03/11/89	W	94-84	N (Dallas)
01/20/90	12/-	100-84	A
02/21/90	13/-	114-100	H
01/23/91	2/-	113-88	H
02/23/91	3/-	111-72	H
02/23/91	5/-	108-61	N (Dallas)
12/18/10	-2/5	71-62 (OT)	N (Dallas)
01/19/13	L	69-51	A
03/09/13	W	73-62	H
01/08/14	L	69-53	H
02/24/15	18/-	81-75	A
01/02/16	-2/0	92-69	A
01/27/16	-5	74-71	H
01/17/17	W	62-60	A
02/22/17	W	86-77	H
01/30/18	L	80-66	H
02/17/18	-2/1	94-75	H
01/05/19	W	73-71	A
02/23/19	L	87-80	H

01/04/20	W	69-59	H
03/07/20	L	77-69	H
03/06/21	12/-	W 87-80	H

Texas Christian (TCU)		
Arkansas leads.....	105-38	
Home.....	55-15	
Away.....	46-21	
Neutral.....	4-2	

02/01/24	L	31-30	H
02/02/24	L	23-21	H
01/16/25	L	28-26	A
01/17/25	W	21-20	A
02/26/26	L	24-23	H
02/27/26	L	30-15	H
01/14/27	W	24-16	A
01/15/27	W	23-22 (OT)	A
01/06/28	W	23-18	H
01/07/28	W	28-24 (OT)	H
01/07/29	W	41-24	A
01/08/29	W	66-26	A
01/10/30	W	32-21	A
01/11/30	W	22-18	



Table with columns for date, score, and opponent. Includes opponents like N (LR), N (Dallas), N (Houston), N (Dallas), N (Indianapolis).

Texas Wesleyan

Arkansas leads...1-0
Neutral:.....1-0
12/29/42 W 52-46 N (Oklahoma City)

Toledo

Arkansas leads...1-0
Neutral:.....1-0
12/28/62 W 58-55 N (Oklahoma City)

Troy

Arkansas leads...4-1
Home:.....2-1
Neutral:.....2-0
12/10/69 20- W 137-70 H
12/03/02 L 74-66 H

Tulane

Arkansas leads...5-0
Home:.....1-0
Away:.....3-0
Neutral:.....1-0
12/10/49 W 42-41 A
12/09/72 W 87-83 A

Tulsa
Arkansas leads...37-24
Home:.....25-8
Away:.....9-15
Neutral:.....3-1
12/15/31 W 33-28 H
12/16/31 W 37-29 A

UCLA

Arkansas trails...1-2
Away:.....0-1
Neutral:.....1-1
11/30/73 /1 L 101-79 A
03/16/78 5/2 W 74-70 N (Albuquerque)

U.S. International

Arkansas leads...1-0
Home:.....1-0
12/09/89 10/- W 166-101 H

Utah

Arkansas trails...0-1
Neutral:.....0-1
03/14/98 11/7 L 75-69 N (Boise, Idaho)

Utah State

Arkansas leads...1-0
Away:.....0-1
12/27/71 L 95-94 A

Utah Valley

Arkansas leads...2-0
Home:.....2-0
11/22/11 W 67-59 H
01/03/15 W 79-46 H

Valparaiso
Arkansas leads...1-0
Neutral:.....1-0
12/21/19 W 72-68 N (NLR)

Vanderbilt

Arkansas leads...29-12 SEC: 28-11
(Arkansas joined SEC in '91-'92)
Home:.....16-3 SEC: 15-3
Away:.....8-8 SEC: 5-7
Neutral:.....5-1 SEC: 5-1
12/14/63 L 101-77 H
11/14/90 2/- W 107-70 A

Villanova

Arkansas trails...0-3
Away:.....0-1
Neutral:.....0-2
01/29/84 16/- L 58-54 A
03/18/88 L 82-74 N (Cincinnati)

Virginia

Arkansas trails...3-4
Home:.....1-0
Away:.....0-2
Neutral:.....2-2
03/18/84 8/- L 53-51 (OT) N (E. Rutherford)

Virginia Commonwealth

Arkansas leads...1-0
Neutral:.....1-0
11/28/01 W 79-75 H

Virginia Military Institute

Arkansas leads...2-1
Neutral:.....2-1
12/30/64 L 72-70 N (Shreveport, La.)

Wabash

Arkansas leads...1-0
Home:.....1-0
12/08/73 W 83-77 H

Wake Forest
Arkansas trails...3-5
Home:.....1-2
Away:.....1-1
Neutral:.....1-2
03/12/77 8/- L 86-80 N (Norman, Okla.)
01/31/82 12/19 L 49-48 N (LR)

Washburn (Kan.)

Arkansas trails...0-1
Home:.....0-1
01/28/71 L 80-75 H

Washington (Mo.)

Arkansas leads...2-0
Away:.....1-0
Neutral:.....1-0
12/12/53 W 69-55 A
12/22/53 W 68-50 N (LR)

Washington State

Arkansas trails...0-1
Neutral:.....0-1
03/22/41 L 64-53 N (Kansas City)

Weber State

Arkansas leads...2-0
Neutral:.....2-0
03/11/78 7/- W 73-52 N (Eugene, Ore.)
03/11/79 7/- W 74-63 N (Lawrence, Kan.)

West Texas State

Arkansas leads...2-1
Home:.....1-1
Neutral:.....1-0
12/28/39 W 48-43 N (Oklahoma City)
1941-42 L 54-41 H
12/06/78 W 84-54 H

West Virginia

Arkansas leads...1-0
Neutral:.....1-0
11/26/06 W 71-64 N (Orlando, Fla.)

Western Carolina

Series tied...1-1
Home:.....1-1
12/07/98 19/- W 90-54 H
12/22/03 L 62-59 (OT) H

Western Illinois

Arkansas leads...3-0
Home:.....2-0
Away:.....1-0
01/13/75 W 88-51 H
02/07/76 W 75-72 (OT) A
01/01/06 W 83-54 H

Western Kentucky

Series Tied...4-4
Home:.....0-2
Away:.....0-2
Neutral:.....4-0
03/26/36 W 43-36 N (LR)
03/27/36 W 39-30 N (LR)
12/06/45 W 66-46 N (LR)
12/07/45 W 67-38 N (LR)

Westminster (Pa.)

Arkansas trails...0-1
Away:.....0-1
12/19/44 L 71-61 A

Wichita State

Series tied...1-1
Home:.....1-0
Away:.....0-1
12/04/56 L 64-47 A
12/17/56 W 80-67 H

Winthrop

Arkansas leads...1-0
Neutral:.....1-0
11/19/04 W 72-49 N (St. Thomas, V.I.)

Wisconsin
Arkansas trails...0-1
Neutral:.....0-1
11/24/12 L 77-70 N (Las Vegas)

Wisconsin-Milwaukee

Arkansas leads...1-0
Home:.....1-0
12/22/14 W 84-54 H

Wisconsin-Parkside

Arkansas leads...1-0
Home:.....1-0
12/10/81 W 84-59 H

Wofford

Arkansas leads...2-0
Home:.....1-0
Neutral:.....1-0
11/19/07 19/- W 67-45 H
03/19/15 21/- W 56-53 N (Jacksonville, Fla.)

Wyoming

Arkansas leads...2-1
Neutral:.....2-1
03/21/41 W 52-40 N (Kansas City)
03/19/49 nr/17 W 61-48 N (Kansas City)
12/28/49 L 40-26 N (Okla. City)

(LR) - Little Rock, Ark.
(NLR) - North Little Rock, Ark.
(PB) - Pine Bluff, Ark.

Opponent Name Changes

Then Now (Date Changed)
Arkansas Normal/Teachers College Central Arkansas (1975)
Baptist College Charleston Southern (1990)
Northeast Louisiana Louisiana-Monroe (1999)
Southeastern State Southeastern Okla. State (1974)
Southwest Texas Texas State (2003)
Southwest Missouri State Missouri State (2005)
Southwestern Presbyterian Rhodes College (1984)
Southwestern Louisiana Louisiana-Lafayette (1999)





RAZORBACK RECORDS • Season Records by Year

Season	Coach	Record	Conference	Finish	Postseason
1923-24	Francis Schmidt	17-11	3-9	7th	--
1924-25	Francis Schmidt	21-5	9-3	3rd	--
1925-26	Francis Schmidt	23-2	11-1	1st	--
1926-27	Francis Schmidt	14-2	8-2	1st	--
1927-28	Francis Schmidt	19-1	12-0	1st	--
1928-29	Francis Schmidt	19-1	11-1	1st	--
1929-30	Charles Bassett	16-7	10-2	1st	--
1930-31	Charles Bassett	14-9	7-5	T-3rd	--
1931-32	Charles Bassett	18-6	8-4	3rd	--
1932-33	Charles Bassett	14-7	6-6	4th	--
1933-34	Glen Rose	16-8	6-6	T-3rd	--
1934-35	Glen Rose	14-5	9-3	T-1st	--
1935-36	Glen Rose	24-3	11-1	1st	--
1936-37	Glen Rose	12-6	8-4	2nd	--
1937-38	Glen Rose	19-3	11-1	1st	--
1938-39	Glen Rose	18-5	9-3	2nd	--
1939-40	Glen Rose	12-10	6-6	4th	--
1940-41	Glen Rose	20-3	12-0	1st	NCAA Final Four
1941-42	Glen Rose	19-4	10-2	T-1st	--
1942-43	Eugene Lambert	19-7	8-4	3rd	--
1943-44	Eugene Lambert	16-8	11-1	T-1st	NCAA Selection*
1944-45	Eugene Lambert	17-9	9-3	2nd	NCAA Final Four
1945-46	Eugene Lambert	16-7	9-3	2nd	--
1946-47	Eugene Lambert	14-10	8-4	T-2nd	--
1947-48	Eugene Lambert	16-8	8-4	3rd	--
1948-49	Eugene Lambert	15-11	9-3	T-1st	NCAA Elite 8
1949-50	Presley Askew	12-12	8-4	T-1st	--
1950-51	Presley Askew	13-11	7-5	4th	--
1951-52	Presley Askew	10-14	4-8	T-6th	--
1952-53	Glen Rose	10-11	4-8	T-5th	--
1953-54	Glen Rose	13-9	6-6	T-3rd	--
1954-55	Glen Rose	14-9	8-4	T-2nd	--
1955-56	Glen Rose	11-12	9-3	2nd	--
1956-57	Glen Rose	11-12	5-7	5th	--
1957-58	Glen Rose	17-10	9-5	T-1st	NCAA Sweet 16
1958-59	Glen Rose	9-14	6-8	T-5th	--
1959-60	Glen Rose	12-11	7-7	T-4th	--
1960-61	Glen Rose	16-7	9-5	3rd	--
1961-62	Glen Rose	14-10	5-9	6th	--
1962-63	Glen Rose	13-11	8-6	4th	--
1963-64	Glen Rose	9-14	6-8	6th	--
1964-65	Glen Rose	9-14	5-9	5th	--
1965-66	Glen Rose	13-10	7-7	T-4th	--
1966-67	Duddy Waller	6-17	4-10	T-7th	--
1967-68	Duddy Waller	10-14	7-7	5th	--
1968-69	Duddy Waller	10-14	4-10	8th	--
1969-70	Duddy Waller	5-19	3-11	8th	--
1970-71	Lanny Van Eman	5-21	1-13	8th	--
1971-72	Lanny Van Eman	8-18	5-9	6th	--
1972-73	Lanny Van Eman	16-10	9-5	T-2nd	--
1973-74	Lanny Van Eman	10-16	6-8	5th	--
1974-75	Eddie Sutton	17-9	11-3	2nd	--
1975-76	Eddie Sutton	19-9	9-7	4th	--
1976-77	Eddie Sutton	26-2	16-0	1st	NCAA First Round
1977-78	Eddie Sutton	32-4	14-2	T-1st	NCAA Final Four
1978-79	Eddie Sutton	25-5	13-3	T-1st	NCAA Elite 8
1979-80	Eddie Sutton	21-8	13-3	2nd	NCAA First Round
1980-81	Eddie Sutton	24-8	13-3	1st	NCAA Sweet 16
1981-82	Eddie Sutton	23-6	12-4	1st	NCAA Second Round
1982-83	Eddie Sutton	26-4	14-2	2nd	NCAA Sweet 16
1983-84	Eddie Sutton	25-7	14-2	2nd	NCAA Second Round
1984-85	Eddie Sutton	22-13	10-6	2nd	NCAA Second Round
1985-86	Nolan Richardson	12-16	4-12	7th	--
1986-87	Nolan Richardson	19-14	8-8	5th	NIT Second Round
1987-88	Nolan Richardson	21-9	11-5	T-2nd	NCAA First Round
1988-89	Nolan Richardson	25-7	13-3	1st	NCAA Second Round
1989-90	Nolan Richardson	30-5	14-2	1st	NCAA Final Four
1990-91	Nolan Richardson	34-4	15-1	1st	NCAA Elite 8
• Arkansas joins the Southeastern Conference •					
1991-92	Nolan Richardson	26-8	13-3	1st Overall	NCAA Second Round
1992-93	Nolan Richardson	22-9	10-6	1st West	NCAA Sweet 16
1993-94	Nolan Richardson	31-3	14-2	1st Overall	NCAA Champion
1994-95	Nolan Richardson	32-7	12-4	T-1st West	NCAA Runner-up

Season	Coach	Record	Conference	Finish	Postseason
1995-96	Nolan Richardson	20-13	9-7	T-2nd West	NCAA Sweet 16
1996-97	Nolan Richardson	18-14	8-8	2nd West	NIT Final Four
1997-98	Nolan Richardson	24-9	11-5	2nd West	NCAA Second Round
1998-99	Nolan Richardson	23-11	9-7	2nd West	NCAA Second Round
1999-00	Nolan Richardson	19-15	7-9	3rd West	NCAA First Round
2000-01	Nolan Richardson	20-11	10-6	2nd West	NCAA First Round
2001-02	Nolan Richardson**	14-15	6-10	T-4th West	--
2002-03	Stan Heath	9-19	4-12	T-5th West	--
2003-04	Stan Heath	12-16	4-12	6th West	--
2004-05	Stan Heath	18-12	6-10	4th West	--
2005-06	Stan Heath	22-10	10-6	T-2nd West	NCAA First Round
2006-07	Stan Heath	21-14	7-9	3rd West	NCAA First Round
2007-08	John Pelphrey	23-12	9-7	2nd West	NCAA Second Round
2008-09	John Pelphrey	14-16	2-14	6th West	--
2009-10	John Pelphrey	14-18	7-9	T-3rd West	--
2010-11	John Pelphrey	18-13	7-9	T-3rd West	--
2011-12	Mike Anderson	18-14	6-10	9th	--
2012-13	Mike Anderson	19-13	10-8	7th	--
2013-14	Mike Anderson	22-12	10-8	5th	NIT Second Round
2014-15	Mike Anderson	27-9	13-5	2nd	NCAA Third Round
2015-16	Mike Anderson	16-16	9-9	8th	--
2016-17	Mike Anderson	26-10	12-6	3rd	NCAA Second Round
2017-18	Mike Anderson	23-12	10-8	T-4th	NCAA First Round
2018-19	Mike Anderson	18-16	8-10	T-9th	NIT Second Round
2019-20	Eric Musselman	20-12	7-11	T-10th	#
2020-21	Eric Musselman	25-7	13-4	2nd	NCAA Elite 8

Totals 98 years 1,733-974 848-563 (.640) (.601)

* Southwest Conference champion Arkansas prevented from participating in NCAA Tournament due to an automobile accident.

** Mike Anderson was 1-1 as interim head coach.

- Due to COVID-19, the SEC Tournament was canceled after Rd.1 and, on Feb. 12, the NCAA canceled all postseason championships.



Head Coach **Nolan Richardson**, with former President of the United States **Bill Clinton**, won 389 games and guided Arkansas to the Final Four three times from 1986-2002.



Head Coaches History **RAZORBACK RECORDS**



Years	Coach	Years	NCAA Appearances	W	L	Pct.
1924-29	Francis Schmidt	6	0	113	22	.837
1930-33	Charles Bassett	4	0	62	29	.681
1934-42	Glen Rose *	9	1	154	47	.766
1943-49	Eugene Lambert	7	3	113	60	.653
1950-52	Presley Askew	3	0	35	37	.486
1953-66	Glen Rose *	14	1	171	154	.526
<i>* - Glen Rose was a combined 325-201 (.618) in his 23 total seasons as head coach over two stints</i>						
1967-70	Duddy Waller	4	0	31	64	.326
1971-74	Lanny Van Eman	4	0	39	65	.375
1975-85	Eddie Sutton	11	9	260	75	.776
1986-02	Nolan Richardson	17	13	389	169	.697
2003-07	Stan Heath	5	2	82	71	.536
2008-11	John Pelphrey	4	1	69	59	.539
2012-19	Mike Anderson	8	4	169	102	.624
2019-pres.	Eric Musselman	2	1	45	19	.703
Totals		98	35	1,733	974	.640



MIKE ANDERSON
8 seasons: 169-102



PRESLEY ASKEW
3 seasons: 35-37



CHARLES BASSETT
4 seasons: 62-29



STAN HEATH
5 seasons: 82-71



EUGENE LAMBERT
7 seasons: 113-60



ERIC MUSSELMAN
2 seasons: 45-19



JOHN PELPHREY
4 seasons: 69-59



NOLAN RICHARDSON
17 seasons: 389-169



GLEN ROSE
23 seasons: 325-201
1st Stint - 9 seasons: 154-47
2nd Stint - 14 seasons: 171-154



FRANCIS SCHMIDT
6 seasons: 113-22



EDDIE SUTTON
11 seasons: 260-75



LARRY VAN EMAN
4 seasons: 39-65



DUDDY WALLER
4 seasons: 31-64

**The records do not reflect Mike Anderson's 1-1 record as interim coach during the 2001-02 season.*



RAZORBACK RECORDS • Year-By-Year Results

OPPONENT NAME CHANGES

Then	Now (Date Changed)
Arkansas Normal	Central Arkansas (1975)
Baptist College	Charleston Southern (1990)
Northeast Louisiana	Louisiana-Monroe (1999)
Southeastern State	Southeastern Okla. State (1974)
Southwest Texas	Texas State (2003)
Southwest Missouri State	Missouri State (2005)
Southwestern Presbyterian	Rhodes College (1984)
Southwestern Louisiana	Louisiana-Lafayette (1999)

1923-24 17-11, 3-9 (7th)

Coach: Francis Schmidt

Date	Opponent	UA/Opp Rank	W/L	ARK OPP
12/19	at Northeastern State		W	19 13
12/19	at Northeastern State		W	33 12
12/21	Boynton Boys School		W	46 18
12/27	Jonesboro YMCA		L	25 38
12/29	Gay Oil Company		W	34 19
12/31	North Little Rock High		W	35 28
01/01	Fort Smith Faculty		W	69 8
	Ozark Athletic Club		W	61 36
01/04	Northeastern State		W	43 22
01/05	Northeastern State		W	42 14
01/11	Central Arkansas		W	62 27
01/12	Central Arkansas		W	34 14
01/18	Missouri State		L	31 38
01/09	Missouri State		W	22 21
01/25	SMU *		L	11 17
01/26	SMU *		W	21 15
02/01	TCU *		L	30 31
02/02	TCU *		L	21 23
02/08	Hendrix College		W	28 18
02/09	Hendrix College		W	39 21
02/18	at Baylor *		L	29 33
02/19	at Baylor *		W	28 14
02/20	at Texas A&M *		L	27 35
02/21	at Texas A&M *		L	17 32
02/22	at Rice *		L	19 22
02/23	at Rice *		W	29 22
02/27	Texas *		L	26 30
02/28	Texas *		L	21 32

* Southwest Conference games

1924-25

21-5, 9-3 (3rd)

Coach: Francis Schmidt

Date	Opponent	UA/Opp Rank	W/L	ARK OPP
	at College of the Ozarks		W	27 18
	vs. Gay Oil Company @ LR		W	31 13
12/23	vs. England National Bank @ LR		W	31 22
12/24	Stuttgart Athletic Club		W	34 18
12/25	Jonesboro YMCA		W	28 24
12/26	Southeast Missouri State		L	21 281
	at Cairo (Ill.) Aces		W	35 7
	at Bemis (Tenn.) YMCA		W	31 24
	at Arkansas State		W	31 9
	at England Athletic Club		W	78 22
01/19	Hendrix College		W	40 16
01/10	Hendrix College		W	34 25
01/14	at SMU *		W	29 25
01/15	at SMU *		W	29 20
01/16	at TCU *		L	26 28
01/17	at TCU *		W	21 20
01/23	Baylor *		W	39 14
01/24	Baylor *		W	23 14
02/01	Rice *		W	37 19
02/02	Rice *		W	29 9
02/06	Texas A&M *		W	54 18
02/07	Texas A&M *		W	38 17
02/20	at Texas *		L	18 20
02/21	at Texas *		L	12 21
02/27	Oklahoma State		W	21 17
02/28	Oklahoma State		L	23 25

* Southwest Conference games

1925-26

23-2, 11-1 (1st)

• SWC CHAMPION •
Coach: Francis Schmidt

Date	Opponent	UA/Opp Rank	W/L	ARK OPP
	at Ozark Athletic Club		W	81 7
	at Fort Smith National Guard		W	64 6
	vs. Union Trust Company @ LR		W	35 22
	England Athletic Club		W	64 18
	at Jonesboro YMCA		W	29 22
	at Arkansas State		W	32 14
	at Centralia (Ill.) Lions		W	29 13
01/01	at New Coliseum (St. Louis) Ath. Club		W	29 20
01/02	at St. Louis		L	30 40
01/08	Hendrix College		W	43 25
01/09	Hendrix College		W	39 21
01/15	SMU *		W	29 27
01/16	SMU *		W	28 8
01/22	at Baylor *		W	22 9
01/23	at Baylor *		W	19 14
01/29	Centenary		W	69 21
01/30	Centenary		W	43 9
02/05	Texas *		W	35 12
02/06	Texas *		W	27 7
02/12	at Rice *		W	54 15
02/13	at Rice *		W	25 17
02/15	at Texas A&M *		W	37 27
02/16	at Texas A&M *		W	35 21
02/26	TCU *		W	24 23
02/27	TCU *		L	15 30

* Southwest Conference games

1926-27

14-2, 8-2 (1st)

• SWC CHAMPION •
Coach: Francis Schmidt

Date	Opponent	UA/Opp Rank	W/L	ARK OPP
	Northeastern State		W	27 13
	Northeastern State		W	25 19
	at Graham & Broening @ LR		W	38 34
	at Southwestern Bell @ LR		W	42 26
	at Jonesboro YMCA		W	49 25
	at Arkansas State		W	42 12
01/07	Rice *		W	36 18
01/08	Rice *		W	34 18
01/14	at TCU *		W	24 16
01/15	at TCU *		OT W	23 22
01/21	Texas A&M *		W	34 27
01/22	Texas A&M *		W	25 16
02/04	at Texas *		L	29 32
02/05	at Texas *		L	24 28
	at SMU *		W	32 30
	at SMU *		W	32 31

* Southwest Conference games

1927-28

19-1, 12-0 (1st)

• SWC CHAMPION •
Coach: Francis Schmidt

Date	Opponent	UA/Opp Rank	W/L	ARK OPP
12/16	Northeastern State		W	59 29
12/17	Northeastern State		W	61 24
12/21	at Drury College		W	39 20
12/22	at Missouri State		L	31 45
12/30	at College of the Ozarks		W	53 27
12/31	at College of the Ozarks		W	59 20
01/16	TCU *		W	23 18
01/07	TCU *		OT W	28 24
01/13	Texas *		W	42 26
01/14	Texas *		W	59 29
01/20	Hendrix College		W	69 30
01/21	Hendrix College		W	50 24
02/23	at Baylor *		W	59 21



Long before Bud Walton Arena and even Barnhill Arena, Arkansas played its home games in Schmitt's Barn.



Year-By-Year Results ◦ RAZORBACK RECORDS



02/04	at Baylor *	W	34	21
02/10	SMU *	W	48	26
02/11	SMU *	W	34	22
02/17	at Rice *	W	20	11
02/18	at Rice *	W	28	23
02/20	at Texas A&M *	W	42	18
02/21	at Texas A&M *	W	46	31

*Southwest Conference games

1928-29
19-1, 11-1 (1st)
• SWC champion •
Coach: Francis Schmidt

Date	Opponent	UA/Opp Rank	W/L	ARK	OPP
	Northeastern State		W	54	28
	Northeastern State		W	54	34
	Little Rock All-Stars		W	32	21
	at Fort Smith Collegians		W	45	22
	at Jonesboro YMCA		W	43	30
	at Earle Cardinals		W	47	25
01/04	at SMU *		W	32	26
01/05	at SMU *		W	39	17
01/07	at TCU *		W	41	24
01/08	at TCU *		W	66	26
	Baylor *		W	59	24
	Baylor *		W	71	23
	Drury College		W	52	25
	Drury College		W	42	32
02/08	at Texas *		W	48	32
02/09	at Texas *		L	25	36
02/15	Rice *		W	51	18
02/16	Rice *		W	44	13
02/22	Texas A&M *		W	49	32
02/23	Texas A&M *		W	38	29

*Southwest Conference games

1929-30
16-7, 10-2 (1st)
• SWC champion •
Coach: Charles Bassett

Date	Opponent	UA/Opp Rank	W/L	ARK	OPP
	Northeastern State		W	57	26
	Northeastern State		W	37	17
	Southeastern State		W	32	29
	Southeastern State		W	24	22
01/02	at Drury College		L	25	28
01/03	at St. Louis		L	13	32
01/04	at Missouri State		L	21	40
01/06	at Pittsburg State		L	23	36
01/07	at Pittsburg State		L	20	51
01/10	TCU *		W	32	21
01/11	TCU *		W	22	18
01/17	Texas *		W	22	19
01/18	Texas *		L	27	29
	at Baylor *		W	30	23
	at Baylor *		W	27	21
02/07	at Oklahoma State		W	30	20
02/08	at Oklahoma State		W	30	23
	SMU *		W	28	27
	SMU *		W	44	29
02/21	at Texas A&M *		W	28	24
02/22	at Texas A&M *	OT	W	25	23
02/24	at Rice *		W	30	26
02/25	at Rice *		L	16	37

*Southwest Conference games

1930-31
14-9, 7-5 (T3rd)
Coach: Charles Bassett

Date	Opponent	UA/Opp Rank	W/L	ARK	OPP
12/12	Northeastern State		W	36	29
12/13	Northeastern State		W	39	21
12/18	Pittsburg State		L	31	40
12/19	Pittsburg State		L	26	28
	vs. Colonial Baking AAU @ LR		W	30	27
	vs. Colonial Baking AAU @ LR		W	30	27
01/02	at Butler		L	21	37
01/03	at St. Louis		L	18	24
01/08	at Texas *		W	29	21
01/09	at Texas *		L	25	27
01/12	Rice *		W	36	32
01/13	Rice *		W	31	25
	Texas A&M *		W	30	19
	Texas A&M *		L	34	37
01/23	at TCU *		L	26	35
01/24	at TCU *		W	30	29
02/11	St. Louis		W	33	30
02/13	Baylor *		L	27	29
02/14	Baylor *		W	29	25
02/20	Oklahoma State		W	37	22
02/21	Oklahoma State		W	29	22
02/27	at SMU *		W	32	27
02/28	at SMU *		L	27	40

*Southwest Conference games

1931-32
18-6, 8-4 (3rd)
Coach: Charles Bassett

Date	Opponent	UA/Opp Rank	W/L	ARK	OPP
12/11	Northeastern State		W	36	29
12/12	Northeastern State		W	39	21
12/15	Tulsa		W	33	28
12/16	Tulsa		W	37	29
12/18	at Missouri State		W	41	38
12/19	at Pittsburg State		L	20	36
01/01	at Drury College		W	45	26
01/02	at St. Louis		L	23	25
01/08	Texas *		W	24	21
01/09	Texas *		L	25	27
01/16	Drury College		W	35	14
01/18	Pittsburg State		W	32	21
01/22	SMU *		W	46	20
01/23	SMU *		W	29	20
02/05	at Baylor *		L	28	34
02/06	at Baylor *		W	42	31
02/12	TCU *		L	27	31
02/13	TCU *		W	37	24
02/15	St. Louis		W	33	19
02/22	Missouri State		W	37	19
	at Texas A&M *		L	23	28
02/26	at Rice *		W	25	23
02/27	at Rice *		W	34	19
03/02	at Texas A&M *		W	33	27

*Southwest Conference games

1932-33
14-7, 6-6 (4th)
Coach: Charles Bassett

Date	Opponent	UA/Opp Rank	W/L	ARK	OPP
12/09	at Northeastern State		W	31	16
12/10	at Northeastern State		W	33	20
12/16	at Nebraska		W	41	24
12/17	at Creighton		L	28	29
12/19	at South Dakota		W	33	27
12/29	at Tulsa		W	35	25
	North Texas State		W	34	20
	North Texas State		W	36	26
01/13	at Texas *		L	28	36
01/14	at Texas *		L	28	31
01/20	Rice *		W	36	32
01/21	Rice *		W	33	23
02/03	at TCU *		L	19	29
02/04	at TCU *		L	26	30

	at SMU *		W	40	23
	at SMU *		W	26	25
02/13	Tulsa		W	28	19
	Texas A&M *		L	21	25
	Texas A&M *		L	23	25
02/24	Baylor *		W	34	19
02/25	Baylor *		W	39	30

*Southwest Conference games

1933-34
16-8, 6-6 (3rd)
Coach: Glen Rose

Date	Opponent	UA/Opp Rank	W/L	ARK	OPP
12/14	Northeastern State		W	30	19
12/15	Northeastern State		W	27	23
12/16	at Missouri State		L	13	16
12/18	vs. Diamond Oilers @ Fort Smith		W	39	31
12/19	at Central Arkansas		W	54	30
12/20	vs. Colonial Baking AAU @ LR		W	54	37
12/21	vs. Colonial Baking AAU @ LR		W	37	28
01/04	Missouri State		W	22	15
01/06	Tulsa		W	18	13
01/12	TCU *		W	31	15
01/13	TCU *		L	21	28
01/19	Oklahoma State		W	46	22
01/20	Oklahoma State		W	28	23
01/29	at Tulsa		L	24	25
02/02	at Baylor *		W	31	29
02/03	at Baylor *		L	20	31
02/09	Texas *		L	26	28
02/10	Texas *		W	32	29
02/16	at Rice *		W	31	20
02/17	at Rice *		L	22	25
02/19	at Texas A&M *		W	23	22
02/20	at Texas A&M *		L	23	35
03/02	SMU *		W	39	35
03/03	SMU *		L	37	44

*Southwest Conference games

1934-35
14-5, 9-3 (T-1st)
• SWC champion •
Coach: Glen Rose

Date	Opponent	UA/Opp Rank	W/L	ARK	OPP
	Northeastern State		W	38	21
	Northeastern State		W	53	14
12/18	at Tulsa		L	21	25
	vs. Diamond Oilers @ Tulsa		L	26	28
	at East Central Oklahoma		W	50	21
01/05	Tulsa		W	33	14
01/10	Rice *		W	31	30
01/11	Rice *		W	37	19
01/18	at TCU *		W	41	20
01/19	at TCU *		W	42	24
	Fort Smith Vehicle Sports		W	60	32
	Baylor *		W	37	27
	Baylor *		W	48	30
02/15	at Texas *		W	47	30
02/16	at Texas *		L	23	33
	at SMU *		L	22	30
	at SMU *		L	27	41
03/01	Texas A&M *		W	45	41
03/02	Texas A&M *		W	51	31

*Southwest Conference games

1935-36
24-3, 11-1 (1st)
• SWC CHAMPION •
• U.S. OLYMPIC FINALIST •
Coach: Glen Rose

Date	Opponent	UA/Opp Rank	W/L	ARK	OPP
12/13	Northeastern State		W	47	19
12/14	Northeastern State		W	50	19
12/18	at Oklahoma State		L	21	33
12/19	at Oklahoma State		W	24	15
12/20	at Tulsa		W	47	30
12/21	at Fort Smith Vehicle Sports		W	52	24
12/23	at Central Arkansas		W	42	38
12/24	at Central Arkansas		W	66	27
01/03	Oklahoma Tire AAU - Muskogee		W	42	39
01/10	at Texas A&M *		W	22	18
01/11	at Texas A&M *		W	34	27
01/14	at Rice *		W	33	26
01/15	at Rice *		L	29	35
01/25	Tulsa		W	42	28
02/07	SMU *		W	34	23
02/08	SMU *		W	40	28
02/14	at Baylor *		W	44	26
02/15	at Baylor *		W	39	14
02/21	TCU *		W	47	15
02/22	TCU *		W	40	29
02/28	Texas *		W	38	37
02/29	Texas *		W	43	31

U.S. Olympic Playoffs • Houston, Texas

03/10	vs. Texas		W	27	16
03/11	vs. Stephen F. Austin		W	53	24

U.S. Olympic Playoffs • Little Rock, Ark.

03/26	vs. Western Kentucky		W	43	36
03/27	vs. Western Kentucky		W	39	30

U.S. Olympic Playoffs • New York, N.Y.

04/03	vs. Hollywood Universal		L	29	40
-------	-------------------------	--	---	----	----

*Southwest Conference games

1936-37
12-6, 8-4 (2nd)
Coach: Glen Rose

Date	Opponent	UA/Opp Rank	W/L	ARK	OPP
12/14	Drake		W	31	22
12/17	Southeastern State		W	33	19
12/18	Southeastern State		W	39	28

Sugar Bowl Classic • New Orleans, La.

12/30	vs. Tennessee		W	42	34
01/02	Brown Paper Mill AAU		L	29	31
01/08	Baylor *		L	22	25
01/09	Baylor *		W	42	24
01/15	at SMU *		L	25	29
01/16	at SMU *		W	37	28
02/05	at Texas *		L	28	39
02/06	at Texas *		L	31	43
02/12	Texas A&M *		W	45	19
02/13	Texas A&M *		W	36	32
02/19	Rice *		W	52	29
02/20	Rice *		W	52	34
02/27	Phillips 66ers		L	33	39
03/05	at TCU *		W	38	35
03/06	at TCU *		W	43	21

*Southwest Conference games





RAZORBACK RECORDS • Year-By-Year Results

1937-38
19-3, 11-1 (1st)
• SWC champion •
Coach: Glen Rose

Date	Opponent	UA/Opp Rank	W/L	ARK OPP
12/17	Staf-O-Life AAU		W	52 26
12/21	at Murray State		L	40 43
12/22	vs. Ole Miss @ Memphis		W	47 43
12/23	vs. Ole Miss @ LR		W	48 46
All College Tournament • At OK City (Central HS FH)				
12/27	vs. Northwestern Oklahoma State		W	45 44
12/28	vs. Central Missouri		W	43 36
12/29	vs. Southwestern (Kan.) College		L	33 36
12/30	vs. North Texas		W	32 21
01/07	at Texas A&M *		W	45 32
01/08	at Texas A&M *		W	33 22
01/18	Parks Clothiers (Okla.) AAU		W	28 25
01/20	Rice *		W	38 31
01/21	Rice *		W	59 37
01/29	Marianne (Ark.) AAU		W	57 25
02/04	TCU *		W	53 26
02/05	TCU *		W	57 38
02/11	Texas *		W	74 38
02/12	Texas *		W	42 37
02/19	at Baylor *		L	47 54
02/21	at Baylor *		W	54 45
02/25	SMU *		W	32 23
02/25	SMU *		W	34 26

*Southwest Conference games

1938-39
18-5, 9-3 (2nd)
Coach: Glen Rose

Date	Opponent	UA/Opp Rank	W/L	ARK OPP
12/09	Southeastern State		W	51 33
12/10	Southeastern State		W	36 21
12/13	Phillips 66ers		W	32 31
12/16	Drury College		W	44 21
12/17	Drury College		W	27 19
12/20	at Oklahoma		W	39 31
12/21	at Oklahoma		W	36 30
12/22	Parks Clothiers (Okla.) AAU		L	28 66
Sugar Bowl Classic • New Orleans, La.				
12/28	vs. Purdue		L	51 57
12/30	at Fort Smith Buick AAU		W	61 19
01/06	at SMU *		L	31 47
01/07	at SMU *		L	19 32
01/13	at Texas *		L	37 41
01/14	at Texas *		W	65 41
02/03	Baylor *		W	46 38
02/04	Baylor *		W	40 36
02/10	at TCU *		W	44 32
02/11	at TCU *		W	51 38
02/18	Parks Clothiers (Okla.) AAU		W	48 45
02/25	Texas A&M *		W	61 42
02/26	Texas A&M *		W	66 38
03/01	at Rice *		W	50 45
03/02	at Rice *		W	40 35

*Southwest Conference games

1939-40
12-10, 6-6 (4th)
Coach: Glen Rose

Date	Opponent	UA/Opp Rank	W/L	ARK OPP
12/08	Southeastern State		W	32 20
12/09	Southeastern State		L	25 26
12/15	Pittsburg State		L	50 62
12/16	Pittsburg State		W	49 42
12/18	Oklahoma		L	36 49
12/19	Oklahoma		W	40 38
All-College Tournament • Oklahoma City, Okla.				
12/27	vs. West Texas State		W	48 43
12/28	vs. Pittsburg State		W	44 33
12/29	vs. Oklahoma State		L	26 32
	vs. Central Missouri		W	60 46
01/12	Texas *		L	33 52
01/13	Texas *		W	54 44
01/19	at Baylor *		L	24 40

01/20	at Baylor *		L	39 47
02/09	SMU *		W	75 40
02/10	SMU *		W	36 26
02/16	at Texas A&M *		W	37 25
02/17	at Texas A&M *		L	38 41
02/19	at Rice *		L	43 60
02/20	at Rice *		L	28 42
03/01	TCU *		W	59 45
03/02	TCU *		W	52 36

*Southwest Conference games

1940-41
20-3, 12-0 (1st)
• SWC champion •
• NCAA FINAL FOUR •
Coach: Glen Rose

Date	Opponent	UA/Opp Rank	W/L	ARK OPP
12/13	Drury College		W	62 17
12/14	Drury College		W	46 20
12/19	at Murray State		W	52 30
12/20	Southwestern (Tenn.)		W	58 35
12/21	vs. Phillips 66ers @ LR		W	38 24
01/03	at Phillips 66ers		L	33 35
01/04	at Pittsburg State		W	48 45
01/10	at Texas *		W	50 38
01/11	at Texas *		W	44 34
01/17	Texas A&M *		W	68 33
01/18	Texas A&M *		W	58 36
02/01	Pittsburg State		W	71 45
02/07	Baylor *		W	62 48
02/08	Baylor *		W	36 31
02/12	Rice *		W	66 41
02/13	Rice *		W	48 43
02/18	vs. Phillips 66ers @ Tulsa		L	26 31
02/21	at TCU *		W	67 42
02/22	at TCU *		W	66 43
02/28	at SMU *		W	40 23
03/01	at SMU *		W	40 32

NCAA Western Regional • Kansas City, Mo.

03/21	vs. Wyoming		W	52 40
-------	-------------	--	---	-------

NCAA Final Four • Kansas City, Mo.

03/22	vs. Washington State		L	53 64
-------	----------------------	--	---	-------

*Southwest Conference games

1941-42
19-4, 10-2 (T-1st)
• SWC champion •
Coach: Glen Rose

Date	Opponent	UA/Opp Rank	Site	W/LARK OPP
12/11	Southeastern State		W	30 19
12/12	Southeastern State		W	38 36
12/17	Central (Okla.) State		W	43 23
12/18	Central (Okla.) State		W	42 25

All-College Tournament • Oklahoma City, Okla.

vs. Central Missouri		W	44 36	
vs. West Texas State		L	41 54	
vs. SMU		W	52 22	
vs. East Central Oklahoma		W	54 28	
01/03	at Phillips 66ers		L	33 34
01/09	SMU *		W	35 33
01/10	SMU *		W	36 34
01/16	at Rice *		L	38 51
01/17	at Rice *		W	55 47
01/31	Tulsa		W	59 30
02/06	at Baylor *		W	53 43
02/07	at Baylor *		W	50 45
02/13	at Texas A&M *		W	47 45
02/14	at Texas A&M *		W	40 31
02/20	Texas *		W	42 34
02/21	Texas *		L	37 58
02/24	Tulsa		W	69 27
02/27	TCU *		W	41 33
02/28	TCU *		W	63 37

*Southwest Conference games

1942-43
19-7, 8-4 (3rd)
Coach: Eugene Lambert

Date	Opponent	UA/Opp Rank	W/L	ARK OPP
12/07	Camp Crowder (Mo.)		W	43 31
12/09	East Central Oklahoma		W	50 35
12/14	Pittsburg State		W	57 46
12/16	at Camp Crowder (Mo.)		W	40 29
12/17	at Drury College		W	42 29
12/18	at Missouri State		W	47 31
12/19	vs. Ouachita College @ Fort Smith		W	44 29

All-College Tournament • Oklahoma City, Okla.


12/28	vs. Texas Tech		W	43 38
12/29	vs. Texas Wesleyan		W	52 46
12/29	s. Texas		W	66 44
12/30	vs. TCU		L	25 37
12/31	at Phillips 66ers		L	27 48
01/01	Pittsburg State		W	43 38
01/02	at St. Louis		L	37 43
01/08	at SMU *		W	39 35
01/09	at SMU *		W	36 29
01/15	Rice *		W	52 35
01/16	Rice *		L	37 41
02/05	Baylor *		W	68 35
02/06	Baylor *		W	40 38
02/12	at Texas *		L	31 45
02/13	at Texas *		L	35 48
02/19	Texas A&M *		W	74 49
02/20	Texas A&M *		L	52 67
03/04	at TCU *		W	33 23
03/05	at TCU *	A	W	54 39

*Southwest Conference games

1943-44
16-8, 11-1 (T1st)
• SWC champion •
Coach: Eugene Lambert

Date	Opponent	UA/Opp Rank	W/L	ARK OPP
12/09	Conway (Ark.) AAU		W	60 33
12/15	Pittsburg State		W	42 37
12/18	Springfield (Mo.) AAU		W	65 40
12/20	at Camp Chaffee (Ark)		W	58 52
12/28	at City College of New York		W	39 37
12/29	at Albright College		L	40 47
01/01	vs. DePaul @ Buffalo, N.Y.		L	30 59
01/07	TCU *		W	71 50
01/08	TCU *		W	60 29
01/14	at Rice *		W	42 41
01/15	at Rice *		L	41 67
01/21	SMU *		W	68 58
01/22	SMU *		W	74 49
01/27	at Oklahoma State		L	41 66
01/28	vs. Oklahoma St. @ Oklahoma City		L	15 17
01/29	at Phillips 66ers		L	42 57
02/04	at Baylor *		W	45 28
02/05	at Baylor *		W	36 34
02/11	Texas *		W	59 48
02/12	Texas *		W	54 46
02/16	at Pittsburg State		L	42 50
02/25	at Texas A&M *		W	70 35
02/26	at Texas A&M *		W	60 38
03/18	vs. Champ Chaffee (Fort Smith)		L	42 58

*Southwest Conference games



George Kok's 22 points against Oregon in 1945 helped send Arkansas to its second Final Four.



1944-45 17-9, 9-3 (2nd) • NCAA FINAL FOUR • Coach: Eugene Lambert

Date	Opponent	UA/Opp Rank	W/L	ARK OPP
12/07	at Pittsburg State		W	45 30
12/09	Blytheville AAB (Ark.)		W	76 45
12/16	at City College of New York		W	59 47
12/19	at Westminster College (Pa.)		L	61 71

All-College Tournament • Oklahoma City, Okla.

12/27	vs. Denver		W	50 36
12/28	vs. Oklahoma		W	54 51
12/29	vs. Oklahoma State		L	34 43
01/05	Baylor *		W	94 28
01/06	Baylor *		W	90 30
01/09	Phillips 66ers		L	40 60
01/12	vs. Oklahoma State @ LR		W	41 38
01/13	vs. Oklahoma State @ El Dorado		L	40 49
01/19	at Texas *		L	40 49
01/20	at Texas *		W	74 38
01/26	at Rice *		L	46 57
01/27	at Rice *		L	56 69
02/02	at TCU *		W	37 33
02/03	at TCU *		W	60 35
02/08	Pittsburg State		W	76 45
02/16	at SMU *		W	59 52
02/17	at SMU *		W	65 49
02/23	Texas A&M *		W	80 21
02/24	Texas A&M *		L	87 36
02/28	Phillips 66ers		W	84 62

NCAA Western Regional • Kansas City, Mo.

03/23	vs. Oregon		W	79 76
-------	------------	--	---	-------

NCAA Final Four • Kansas City, Mo.

03/24	vs. Oklahoma State		L	41 68
-------	--------------------	--	---	-------

*Southwest Conference games

1945-46 16-7, 9-3 (2nd) Coach: Eugene Lambert

Date	Opponent	UA/Opp Rank	W/L	ARK OPP
11/29	Camp Chaffee (Ark.)		W	76 35
12/01	Sedalia AAB (Mo.)		W	101 37
12/06	vs. Western Kentucky @ LR		W	66 46
12/07	vs. Western Kentucky @ LR		W	67 38
12/11	Memphis NATTC		W	52 47
12/15	at New York University		L	62 63
12/18	at Kentucky		L	42 67
01/04	Texas *		W	55 47
01/05	Texas *		W	90 63
01/11	at Baylor *		W	49 37
01/12	at Baylor *		L	28 40
01/26	Camp Hood (Texas)		W	62 53
02/01	SMU *		W	81 53
02/02	SMU *		W	74 56
02/04	Rice *		W	62 45
02/05	Rice *		W	68 25
02/08	TCU *		L	50 53
02/09	TCU *		W	58 36
02/15	at Oklahoma State		L	29 53
02/16	vs. Oklahoma State @ Oklahoma City		L	31 46
02/20	Camp Robinson (Ark.)		W	64 53
02/25	at Texas A&M*		L	55 56
02/26	at Texas A&M*		W	53 43

*Southwest Conference games

1946-47 14-10, 8-4 (T-2nd) Coach: Eugene Lambert

Date	Opponent	UA/Opp Rank	W/L	ARK OPP
12/04	Tulsa		W	56 21
12/07	vs. Missouri St. @ Joplin, Mo.		W	62 55

Big Six Tournament • Kansas City, Mo.

12/12	vs. Nebraska		W	57 46
12/13	vs. Kansas		L	52 53
12/14	vs. Kansas State		L	41 56
12/17	at New York University		L	46 67
12/21	at St. Joseph's (Pa.)		W	46 36
01/04	at Pittsburg State		L	52 53
01/10	Rice *		W	52 51
01/11	Rice *		W	66 53
01/14	at TCU *		W	54 39
01/15	at TCU *		W	63 53
01/20	University of Mexico		W	55 37
01/22	vs. Oklahoma State @ LR		L	38 42
01/24	vs. Oklahoma State @ Oklahoma City	OT	L	44 49
02/01	Central Arkansas		W	59 39
02/07	Baylor *		W	55 50
02/08	Baylor *		W	68 57
02/14	at SMU *		L	62 64
02/15	at SMU *		L	44 47
02/17	Texas A&M *		W	62 56
02/22	Texas A&M *		W	71 58
02/28	at Texas *		L	44 49
03/01	at Texas *		L	46 66

*Southwest Conference games

1947-48 16-8, 8-4 (3rd) Coach: Eugene Lambert

Date	Opponent	UA/Opp Rank	W/L	ARK OPP
12/03	Pittsburg State		W	75 42
12/08	Culver-Stockton (Mo.)		W	68 36
12/11	at New York University		L	62 85
12/13	at LaSalle (Pa.)		L	58 69
12/20	North Texas		W	62 49

Los Angeles Tournament • Los Angeles, Calif.

12/26	vs. Brigham Young		L	58 68
12/27	vs. Loyola (Calif.)		W	60 47
12/30	vs. Pepperdine		W	70 44

San Francisco Tournament • San Francisco, Calif.

01/02	at San Francisco		W	74 58
01/03	vs. Stanford		L	53 60
01/09	at Texas A&M *		W	58 51
01/10	at Texas A&M *		W	57 46
01/16	SMU *		W	47 40
01/17	SMU *		W	58 57
01/21	vs. Alabama @ Memphis		W	42 35
01/22	at Arkansas State		W	76 59
02/06	at Baylor *		L	38 42
02/07	at Baylor *		L	47 55
02/13	TCU *		W	37 30
02/14	TCU *		W	47 38
02/20	Texas *		W	54 40
02/21	Texas *		L	43 54
02/27	at Rice *		L	49 61
02/28	at Rice *	OT	W	66 63

*Southwest Conference games

1948-49 15-11, 9-3 (T-1st) • SWC CHAMPION • • NCAA REGIONAL SEMIFINAL • • SWEET 16 • Coach: Eugene Lambert

Date	Opponent	UA/Opp Rank	W/L	ARK OPP
11/29	at Phillips 66ers		L	40 58
12/01	Oklahoma City		W	31 29
12/04	at Oklahoma State		L	28 53
12/09	at Long Island University		L	42 56
12/11	at Canisius		L	51 60
12/13	at Kentucky		L	39 76
12/16	Pittsburg State		W	79 53

12/23	Oklahoma State		L	45 50
12/30	vs. Tennessee @ Memphis		W	58 55
01/05	Baylor *		L	37 41
01/08	vs. Phillips 66ers @ LR		L	32 58
01/15	at SMU *		W	54 45
01/17	at TCU *		W	41 36
01/21	Rice *		L	48 49
01/31	Texas A&M *		W	62 47
02/05	at Baylor *		W	52 46
02/07	at Texas *		W	60 54
02/12	Texas *		W	54 50
02/19	SMU *		W	47 39
02/21	TCU *		W	67 52
02/26	at Rice *		L	48 54
02/28	at Texas A&M *		A W	61 46

District VI Playoffs - Dallas, Texas

03/09	vs. Rice		W	50 34
03/10	vs. Arizona		W	65 44

NCAA Western Regional - Kansas City, Mo.

03/18	vs. Oregon State		L	38 56
03/19	vs. Wyoming	nr/17	W	61 48

*Southwest Conference games

NOTE was ranked #20 from Mar. 1-Mar. 8

1949-50 12-12, 8-4 (T-1st) • SWC CHAMPION • Coach: Presley Askew

Date	Opponent	UA/Opp Rank	W/L	ARK OPP
12/01	Pittsburg State		W	59 41
12/03	at Oklahoma State		L	41 43
12/09	at LSU		L	46 62
12/10	at Tulane		W	42 41
12/14	at Illinois		L	53 65
12/15	at Indiana		L	50 75
12/22	vs. Oklahoma State @ LR		L	36 44

All-College Tournament • Oklahoma City, Okla.

12/27	vs. Alabama		W	41 33
12/28	vs. Wyoming		L	26 40
12/29	vs. Oklahoma State		L	33 57

01/02	vs. Kentucky @ LR		L	53 57
01/04	Texas *		W	60 51
01/12	at Texas A&M *		L	35 43
01/14	at Rice *		W	60 56
01/18	SMU *		W	63 55
01/28	vs. Baylor @ LR *		L	49 60
02/03	at Texas *		W	51 37
02/04	at @Baylor *		L	42 52
02/06	vs. Pittsburg State @ LR		W	41 36
02/13	Texas A&M *		W	52 46
02/17	TCU *		W	52 43
02/21	Rice *		W	61 38
02/25	at SMU *		L	48 57
02/27	at TCU *		W	45 39

*Southwest Conference games

1950-51 13-11, 7-5 (4th) Coach: Presley Askew

Date	Opponent	UA/Opp Rank	W/L	ARK OPP
11/28	Arkansas Tech	13/nr	W	50 45
12/02	Tulsa		W	59 46
12/08	at Oklahoma State		L	53 55
12/09	at Tulsa		L	46 48
12/14	Oklahoma State		L	33 44
12/18	at Missouri		L	32 54
12/20	vs. Ole Miss @ Memphis		W	45 35
12/21	vs. Ole Miss @ LR		L	41 45

All-College Tournament • Oklahoma City, Okla.

12/27	vs. Tulsa		W	53 44
12/28	vs. Alabama		W	46 34
12/29	vs. Oklahoma State	nr/3	L	41 54
01/06	at TCU *		L	31 42
01/08	at SMU *		L	45 60
01/15	Texas *		L	42 50
01/20	Baylor *		W	69 55
02/03	at Texas A&M *		L	33 34
02/05	at Rice *		W	50 42

02/10	SMU *		OT W	50 48
02/12	Texas A&M *		OT W	45 38
02/15	vs. LSU @ LR		W	64 50
02/17	at Baylor *		W	55 44
02/19	at Texas *		W	40 38
02/26	TCU *		L	42 52
02/27	vs. Rice @ LR *		W	57 43

*Southwest Conference games

1951-52 10-14, 4-8 (T-6th) Coach: Presley Askew

Date	Opponent	UA/Opp Rank	W/L	ARK OPP
11/27	Central Missouri College		W	52 42
12/01	Phillips 66ers		L	39 74
12/07	vs. Ole Miss @ LR		W	66 58
12/08	vs. Ole Miss @ Memphis		W	68 66
12/12	at Tulsa		L	44 48
12/15	at Mississippi State		L	39 79
12/20	Missouri		W	49 43
12/22	Tulsa		L	48 66

SWC Tournament • Dallas (Fair Park Rec Center)

12/26	vs. Texas A&M		L	46 49
12/28	vs. SMU		L	40 54
12/29	vs. Baylor		W	58 44

01/05	Texas A&M *	18/27	L	42 47
01/12	at Texas *		L	51 62
01/14	at Baylor *		W	54 38
01/19	Rice *		L	46 48
01/31	Pittsburg State		W	53 37
02/02	vs. TCU @ LR *		W	56 54
02/04	SMU *		L	50 54
02/09	at Rice *		L	55 59
02/11	at Texas A&M *		W	49 40
02/19	Baylor *		L	39 44

1952-53 10-11, 4-8 (T-5th) Coach: Glen Rose

Date	Opponent	UA/Opp Rank	W/L	ARK	OPP
12/10	at Tulsa		L	50	69
12/13	Mississippi State		W	102	71
12/16	at Missouri		W	65	64
12/20	vs. Ole Miss @ LR		W	104	72
SWC Tournament • Dallas (Fair Park Rec Center)					
12/27	vs. Arizona		W	68	51
12/29	vs. SMU		L	62	65
12/30	vs. Baylor		W	59	54
01/03	Tulsa		L	50	61
01/10	at Texas A&M *	20T	L	48	56
01/12	at Texas *		L	57	62
01/17	Rice *		W	87	68
01/19	Baylor *		W	49	67
01/29	Pittsburg State		W	79	63
02/02	TCU *		L	46	49
02/09	at SMU *		W	71	66
02/09	at Rice *		L	45	70
02/14	Texas *		L	65	70
02/16	Texas A&M *		W	66	46
02/21	at Baylor *		L	68	74
02/23	at TCU *	OT	L	63	65
02/28	SMU *		L	74	79

*Southwest Conference games

1953-54 13-9, 6-6 (T-3rd) Coach: Glen Rose

Date	Opponent	UA/Opp Rank	W/L	ARK	OPP
12/05	at Tulsa		L	50	51
12/08	Northwestern (La.) State		W	71	62
12/12	at Washington (Mo.)		W	69	55
12/19	Missouri		W	64	63
12/22	vs. Washington (Mo.) @ LR		W	68	50

SWC Tournament • Houston, Texas

12/28	vs. TCU		W	60	50	
12/29	vs. Texas		OT	L	65	66
12/30	vs. SMU		L	66	70	
01/02	Tulsa		W	55	49	
01/05	vs. Ole Miss @ Memphis		W	89	76	
01/05	at Texas *		L	61	64	
01/11	at Baylor *		L	59	63	
01/16	SMU *		W	61	58	
01/18	Rice *		L	55	80	
02/01	Texas A&M *		W	80	55	
02/06	at TCU *		W	66	59	
02/08	at SMU *		L	68	92	
02/13	TCU *		W	70	55	
02/16	Baylor *		W	73	51	
02/20	at Rice *		L	62	76	
02/22	at Texas A&M *		W	67	54	
02/26	Texas *		L	57	67	

*Southwest Conference games

1954-55 14-9, 8-4 (T-2nd) Coach: Glen Rose

Date	Opponent	UA/Opp Rank	W/L	ARK	OPP
11/29	Northwestern (La.) State		L	68	74
12/08	at Oklahoma City	OT	W	81	76
12/11	at Tulsa		L	47	63
12/15	at Missouri	nr/6	L	58	77
12/17	vs. Ole Miss @ LR		W	74	64

SWC Tournament • Houston, Texas (Autry Court)

12/27	vs. Rice		W	73	66
12/28	vs. Alabama		L	67	84
12/29	vs. Texas A&M		W	74	70
01/01	Tulsa		W	68	60
01/04	TCU *		L	62	67
01/08	at Texas A&M *		L	59	62
01/10	at Rice *		W	83	61
01/15	Baylor *		W	73	63
01/26	Oklahoma City		W	55	52
01/31	SMU *		W	85	74

02/05	at Texas *	OT	L	74	75
02/07	at Baylor *		W	75	72
02/12	Rice *		W	86	75
02/15	at Saint Louis		L	72	99
02/19	Texas *		W	79	74
02/22	at SMU *		L	69	83
02/26	Texas A&M *		W	73	63
03/01	at TCU *		W	110	89

*Southwest Conference games

1955-56 11-12, 9-3 (2nd) Coach: Glen Rose

Date	Opponent	UA/Opp Rank	W/L	ARK	OPP
12/01	Southeastern State		L	64	65
12/03	Tulsa		L	45	53
12/08	at Oklahoma State	OT	L	66	70
12/15	at Oklahoma		L	59	69

SWC Tournament • Houston, Texas (Autry Court)

12/28	vs. SMU		L	62	67
12/29	vs. Baylor		L	63	67
12/30	vs. Texas A&M		W	80	49
01/02	Missouri		L	50	51
01/07	at Baylor *		W	85	64
01/09	at Texas *		W	70	67
01/13	Rice *		W	84	70
01/16	Texas A&M *		W	98	66
01/28	vs. Ole Miss @ Memphis		W	85	69
02/01	at TCU *		W	74	72
02/04	SMU *	nr/17	L	53	58
02/07	Baylor *		W	36	31
02/11	at Rice *		L	65	86
02/13	at Texas A&M *		W	61	52
02/18	Texas *		W	79	69
02/25	at SMU *	nr/12	L	72	80
02/28	TCU *		W	90	71
03/01	at Tulsa		L	51	55
03/06	Saint Louis	OT	L	66	68

*Southwest Conference games

1956-57 11-12, 5-7 (5th) Coach: Glen Rose

Date	Opponent	UA/Opp Rank	W/L	ARK	OPP
12/01	Oklahoma		W	59	55
12/04	at Wichita State		L	47	64
12/06	at Tulsa	OT	W	77	70
12/10	Oklahoma State		L	50	59
12/15	at Missouri		L	52	72
12/17	Wichita State		W	80	67

SWC Tournament • Houston, Texas (Autry Court)

12/27	vs. Texas		W	89	76
12/28	vs. Rice		W	81	70
12/29	vs. SMU	nr/7	L	60	64
01/05	at Texas A&M *		W	73	65
01/07	at Rice *		L	68	78
01/12	Baylor *		L	51	52
01/14	Texas *		W	67	66
01/26	at Kansas State		L	56	70
01/29	TCU *		W	62	58
02/02	at SMU *	nr/6	L	55	69
02/09	Texas A&M *		W	63	46
02/12	Tulsa		W	52	43
02/16	at TCU *		L	57	64
02/19	Rice *		L	69	82
02/23	at Baylor *		L	61	67
02/25	at Texas *		W	70	54
03/02	SMU *	nr/4	L	59	87

*Southwest Conference games

1957-58 17-10, 9-5 (T-1st) • SWC CHAMPION • • NCAA REGIONAL SEMIFINAL • • SWEET 16 • Coach: Glen Rose

Date	Opponent	UA/Opp Rank	W/L	ARK	OPP
12/02	at Oklahoma		L	52	64
12/04	New Mexico State		W	59	50
12/07	at Tulsa		W	79	61
12/13	vs. Ole Miss @ LR		W	61	58
12/16	Kansas State	nr/5	L	48	63
12/20	Missouri		W	55	45

SWC Tournament • Houston, Texas (Autry Court)

12/26	vs. Texas		W	83	67
12/27	vs. Rice		L	49	50
12/28	vs. Texas Tech		W	71	67
01/04	at Texas *		W	57	55
01/06	at Baylor *		W	68	53
01/10	TCU *		W	65	49
01/13	Texas Tech *		W	58	55
01/23	Tulsa	20/nr	W	50	43
01/28	Texas A&M *	17/nr	W	67	51
02/01	at SMU *	17/nr	L	46	49
02/03	at TCU *	17/nr	W	56	46
02/08	Rice *	18/nr	L	59	63
02/11	SMU *		W	65	63
02/15	at Texas Tech *		L	48	69
02/22	at Texas A&M *		L	57	66
02/24	at Rice *		L	59	61
03/01	Baylor *		W	79	55
03/04	Texas *		W	74	60

District VI Playoff • Shreveport, La.

03/11	vs. SMU		W	61	55
-------	---------	--	---	----	----

NCAA Midwest Regional • Lawrence, Kan.

03/14	vs. Oklahoma State	nr/18	L	40	65
03/15	vs. Cincinnati	nr/3	L	62	97

*Southwest Conference games

1958-59 9-14, 6-8 (T-5th) Coach: Glen Rose

Date	Opponent	UA/Opp Rank	W/L	ARK	OPP
12/03	at Missouri	OT	L	71	74
12/06	Oklahoma		W	61	52
12/09	vs. LSU @ Shreveport		L	58	67
12/19	Tulsa		L	52	54
12/16	vs. Ole Miss @ Memphis	OT	W	83	81

SWC Tournament • Houston, Texas (Autry Court)

12/26	vs. SMU		L	64	65
12/28	vs. Baylor		W	60	57
12/29	vs. Texas Tech		L	62	72
01/03	Texas Tech *		W	61	57
01/07	at TCU *		L	45	52
01/10	Rice *		W	72	61
01/12	Texas A&M *		L	62	63
01/24	at Tulsa		L	54	61
01/31	at Baylor *		L	58	64
02/03	SMU *		L	50	59
02/07	at Texas *	OT	W	77	74
02/09	at Rice *		L	62	68
02/14	TCU *		L	71	76
02/17	Baylor *		W	59	53
02/21	at Texas A&M *		W	72	71
02/23	at SMU *		L	51	56
02/28	Texas *		W	63	56
03/03	at Texas Tech *		L	69	80

*Southwest Conference games

1959-60 12-11, 7-7 (T-4th) Coach: Glen Rose

Date	Opponent	UA/Opp Rank	W/L	ARK	OPP
12/04	Missouri		L	71	75
12/05	Oklahoma State		W	54	50
12/07	Tulsa		W	65	51
12/12	vs. Ole Miss @ LR		L	63	78
12/21	Centenary		W	75	55

SWC Tournament • Houston, Texas (Autry Court)

12/28	vs. Baylor		W	71	66
12/29	vs. SMU		L	56	67
12/30	vs. Texas		W	68	58
01/05	TCU *		W	74	60
01/09	at Baylor *	20T	W	90	83
01/11	at Texas *		L	66	72
01/16	Rice *		W	74	63
01/28	at Tulsa		L	65	78
02/02	at Texas Tech *				

01/24	at Tulsa	W	99	77
01/30	Rice *	W	104	84
02/03	Texas Tech *	L	64	66
02/06	at Baylor *	L	60	76
02/10	TCU *	W	90	80
02/13	at Rice *	L	55	63
02/17	at Texas Tech *	L	64	76
02/20	Baylor *	W	76	75
02/23	at Texas A&M *	L	79	89
02/27	Texas *	L	60	61
03/06	at SMU *	L	81	84

*Southwest Conference games

1962-63
13-11, 8-6 (4th)
Coach: Glen Rose

Date	Opponent	UA/Opp Rank	W/L	ARK	OPP
12/03	Kansas	OT	W	64	62
12/08	at Missouri		W	70	61
12/11	at Oklahoma State	OT	L	45	46
12/13	Tulsa	L	68	76	
12/15	vs. Ole Miss @ Blytheville	W	90	60	
12/19	vs. LSU @ LR	L	70	72	

All-College Tournament • Oklahoma City, Okla.

12/27	vs. Loyola (Chicago)	L	62	81	
12/28	vs. Toledo	W	58	55	
12/29	vs. Creighton	W	73	61	
01/03	at SMU *	W	73	71	
01/05	Texas *	L	63	69	
01/08	at TCU *	W	81	59	
01/12	at Rice *	L	70	85	
01/31	at Tulsa	L	66	68	
02/02	Texas A&M *	W	66	55	
02/05	at Texas Tech *	OT	L	75	80
2/09	Baylor *	W	75	65	
02/12	Rice *	L	65	69	
02/16	at Texas A&M *	L	78	80	
02/19	Texas Tech *	W	83	78	
02/23	at Baylor *	W	67	61	
02/26	SMU *	OT	W	82	79
03/01	at Texas *	L	86	99	
03/05	TCU *	W	104	94	

*Southwest Conference games

1963-64
9-14, 6-8 (6th)
Coach: Glen Rose

Date	Opponent	UA/Opp Rank	W/L	ARK	OPP
11/30	Louisiana-Lafayette	W	71	65	
12/02	Missouri	L	74	76	
12/04	at Kansas	L	60	73	
12/09	Oklahoma State	L	65	74	
12/14	at Vanderbilt	L	77	101	
12/20	Lamar	W	86	80	

Gulf States Classic • Shreveport, La.

12/27	vs. Tennessee	L	57	77
12/28	vs. Ole Miss	W	76	68
01/04	at Texas Tech *	L	84	93
01/07	Texas *	W	58	53
01/11	at TCU *	W	66	60
01/25	at Tulsa	L	86	95
01/27	at Baylor *	W	74	70
02/04	Rice *	L	63	76
02/08	at Texas A&M *	L	64	72
02/11	SMU *	W	83	71
02/15	Baylor *	W	73	61
02/18	at Rice *	L	69	77
02/22	Texas A&M *	L	57	60
02/25	at SMU *	L	71	86
02/29	Texas Tech *	L	86	87
03/03	at Texas *	L	67	80
03/05	TCU *	W	108	77

*Southwest Conference games

1964-65
9-14, 5-9 (5th)
Coach: Glen Rose

Date	Opponent	UA/Opp Rank	W/L	ARK	OPP
12/01	Kansas	nr/18	L	60	65
12/05	at Missouri		L	71	81
12/09	Oklahoma State		L	52	66
12/12	Hardin-Simmons	W	68	63	
12/15	Tulsa	W	65	64	

Great South Classic • Shreveport, La.

12/29	vs. Ole Miss	W	82	48	
12/30	vs. VMI	L	70	72	
01/05	at TCU *	W	88	70	
01/09	at Texas Tech *	L	78	93	
01/12	Rice *	W	79	61	
01/16	at Baylor *	L	75	84	
01/28	at Mississippi State	W	84	69	
01/29	at Georgia Tech	L	83	93	
02/03	Texas A&M *	OT	L	79	82
02/06	SMU *	L	76	84	
02/09	at Texas *	L	65	81	
02/13	TCU *	W	96	72	
02/16	Baylor *	W	78	73	
02/20	at Texas A&M *	L	77	91	
02/23	vs. Texas * @ LR	L	72	74	
02/27	at Rice *	W	77	64	
03/02	Texas Tech *	L	80	87	
03/04	at SMU *	L	75	88	

*Southwest Conference games

1965-66
13-10, 7-7 (4th)
Coach: Glen Rose

Date	Opponent	UA/Opp Rank	W/L	ARK	OPP
12/01	at Kansas	nr/8	L	52	81
12/04	Missouri	W	75	62	
12/07	Oklahoma State	W	55	52	
12/13	at Centenary	W	90	61	
12/18	Texas-Arlington	W	78	64	

Sun Bowl Classic • El Paso, Texas

12/29	vs. Iowa	nr/4	L	75	77
12/30	vs. Loyola (La.)	W	67	57	
01/04	at TCU *	L	85	88	
01/08	Texas Tech *	W	74	65	
01/11	at Texas A&M *	L	72	75	
01/15	Texas *	W	93	82	
01/27	vs. Mississippi State @ LR	W	69	61	
01/28	at Georgia Tech	L	75	88	
02/02	SMU *	L	74	75	
02/05	Baylor *	W	78	59	
02/08	at Rice *	W	76	71	
02/12	at Baylor *	L	71	82	
02/15	Rice *	W	73	67	
02/19	at SMU *	L	66	67	
02/22	TCU *	W	91	73	
02/25	at Texas Tech *	L	74	79	
03/01	at Texas *	L	70	74	
03/03	Texas A&M *	W	94	71	

*Southwest Conference games

1966-67
6-17, 4-10 (T-7th)
Coach: Duddy Waller

Date	Opponent	UA/Opp Rank	W/L	ARK	OPP
12/01	Kansas		L	57	73
12/03	at Missouri		L	66	73
12/07	at Oklahoma State		W	51	46
12/12	Centenary		L	80	81

Memphis Tournament • Memphis, Tenn.

12/16	at Memphis	L	36	43	
12/17	vs. Oklahoma State	L	43	50	
Los Angeles Holiday Classic • Los Angeles, Calif.					
12/28	at Southern California	L	67	70	
12/29	vs. Arizona	OT	W	65	61
12/30	vs. Michigan	L	72	82	
01/03	at Texas *	L	62	71	
01/07	Texas Tech *	W	70	65	

01/10	at Baylor *	L	53	65
01/14	vs. Texas A&M * @ LR	W	47	46
01/17	SMU *	L	59	69
01/28	at TCU *	L	61	78
01/31	at Rice *	L	56	60
02/11	Texas *	L	61	67
02/14	at Texas A&M *	L	53	60
02/18	Rice *	W	66	63
02/21	at SMU *	L	66	69
02/25	TCU *	W	83	78
02/28	at Texas Tech *	W	59	73
03/02	Baylor *	L	55	68

*Southwest Conference games

1967-68
10-14, 7-7 (5th)
Coach: Duddy Waller

Date	Opponent	UA/Opp Rank	W/L	ARK	OPP
12/02	Missouri		L	52	74
12/05	Oklahoma State		L	52	61
12/09	vs. Ole Miss @ LR	W	64	62	
12/11	at Centenary	W	85	65	
12/19	vs. Centenary @ LR	W	90	82	
12/21	at Alabama	L	65	82	

All-College Tournament • Oklahoma City, Okla.

12/28	vs. Auburn	L	58	65	
12/29	vs. Fordham	L	73	80	
12/30	vs. Idaho State	L	75	77	
01/03	Texas A&M *	W	75	70	
01/06	at Rice *	L	61	73	
01/09	at Baylor *	L	69	80	
01/13	vs. Texas * @ LR	W	85	80	
01/25	at Oklahoma City	OT	L	90	92
01/30	TCU *	W	68	67	
02/03	at SMU *	W	70	68	
02/06	Texas Tech *	W	61	56	
02/10	at TCU *	L	75	77	
02/13	at Texas Tech *	L	72	74	
02/17	SMU *	L	87	95	
02/20	at Texas A&M *	L	67	71	
02/24	Rice *	W	78	65	
02/27	Baylor *	L	64	71	
03/02	at Texas *	W	74	73	

*Southwest Conference games

1968-69
10-14, 4-10 (8th)
Coach: Duddy Waller


Date	Opponent	UA/Opp Rank	W/L	ARK	OPP
11/30	Missouri		L	59	60
12/03	at Oklahoma State		L	68	73
12/07	at Ole Miss	OT	L	61	65
12/09	at Centenary	2OT	W	64	61
12/14	Texas-Arlington		W	80	69
12/17	vs. Centenary @ LR		W	79	50
12/21	vs. Alabama @ LR		W	52	48

Little Rock Classic • Little Rock, Ark.

12/27	vs. Texas-Arlington		W	87	78
12/28	vs. Centenary		W	56	48
01/07	at Rice *		W	67	62
01/11	Texas A&M *		L	68	73
01/13	at Texas *		L	59	67
01/24	Oklahoma City		L	73	84
01/28	Baylor *		L	72	74
02/01	at TCU *		L	79	85
02/04	Texas Tech *		W	64	53
02/08	at SMU *		L	69	84
02/11	TCU *		W	63	47
02/15	vs. SMU * @ LR		L	68	76
02/18	at Texas Tech *		L	57	59
02/22	Rice *		L	67	74
02/25	at Texas A&M *		L	66	79
03/01	at Baylor *		L	54	66
03/04	Texas *		W	69	65

*Southwest Conference games

Lineup		Name	Pts.	Rebs.
5-11	Sr.	G Benton Cone	9.8	2.7
6-3	Jr.	G Robert McKenzie	13.5	5.0
6-4	Jr.	G/F Ricky Tanneberger	9.8	5.4
6-5	Jr.	F James Eldridge	13.7	7.1
6-5	Sr.	F Gary Stephens	9.6	6.7



Dean Tolson averaged 22.5 points and 13.2 rebounds in 1974.



RAZORBACK RECORDS • Year-By-Year Results

1969-70 5-19, 3-11 (8th) Coach: Duddy Waller

Date	Opponent	UA/Opp Rank	W/L	ARK OPP
12/01	at Missouri		L	51 58
12/05	Oklahoma State		L	67 80

Liberty Bowl Classic • Memphis, Tenn.

12/10	vs. Tulsa		L	66 74
12/11	vs. Mississippi State	OT	L	74 76
12/13	at Texas-Arlington		W	85 73

Bayou Classic • Lafayette, La.

12/19	vs. Kentucky Wesleyan		L	75 76
12/20	at Louisiana-Lafayette		L	85 94
12/22	at Oklahoma		L	69 85
01/02	vs. Northwestern (La.) State @ LR		W	81 74
01/06	Texas A&M *		L	59 64
01/10	at Texas *		L	69 75
01/21	at Oklahoma City		L	70 73
01/24	at Baylor *		L	76 110
01/27	TCU *		L	68 82
01/31	at Texas Tech *		L	48 50
02/03	Rice *		L	69 76
02/07	at SMU *		L	75 76
02/10	Baylor *		W	76 75
02/14	SMU *		W	88 72
02/17	at Rice *		L	78 85
02/21	vs. Texas Tech * @ LR		L	71 76
02/24	at Texas A&M *		L	60 72
02/28	Texas *		W	78 61
03/03	at TCU *		L	95 97

*Southwest Conference games

Lineup	Name	Pts.	Rebs.
6-0	So. G Almer Lee	17.0	3.2
6-3	Sr. G Robert McKenzie	15.2	7.6
6-4	Sr. G/F Ricky Tanneberger	8.0	3.7
6-7	Jr. C Bobby Vint	4.3	4.5
6-5	Sr. F James Eldridge	15.2	7.3

1970-71 5-21, 1-13 (8th) Coach: Lanny Van Eman

Date	Opponent	UA/Opp Rank	W/L	ARK OPP
12/01	Missouri	OT	L	78 80
12/05	at Hardin-Simmons		L	96 112
12/07	at Oklahoma State		L	65 67
12/10	Pittsburg State		W	107 82
12/12	at Southern Illinois		L	78 99
12/14	at Iowa State		L	77 86
12/17	Mississippi State		L	67 69
12/19	at Centenary		W	71 61
12/21	Missouri-St. Louis		W	91 84
01/05	Oklahoma		L	100 115
01/07	Hardin-Simmons	OT	W	110 101
01/09	Texas *		L	79 88
01/12	at Texas Tech *		L	68 98
01/16	Rice *		L	82 85
01/28	Washburn (Kan.)		L	75 80
01/30	at SMU *		L	88 90
02/02	TCU *		L	87 89
02/06	Texas A&M *		L	83 87
02/09	at Baylor *		L	91 92
02/13	SMU *		L	99 112
02/16	at TCU *		L	86 92
02/20	at Texas *	OT	W	88 87
02/23	Texas Tech *		L	87 89
02/27	at Rice *		L	93 97
03/02	Baylor *	OT	L	110 111
03/05	at Texas A&M *		L	89 92

*Southwest Conference games

Lineup	Name	Pts.	Rebs.
6-2	Jr. G Joel Heider	3.4	2.1
6-0	Jr. G Almer Lee	19.2	3.0
6-7	Sr. C Bobby Vint	11.2	6.0
6-6	Jr. F Vernon Murphy	17.6	8.9
6-5	Jr. F Donnie Watts	14.4	5.4

1971-72 8-18, 5-9 (6th) Coach: Lanny Van Eman

Date	Opponent	UA/Opp Rank	W/L	ARK OPP
12/01	Georgia Southern		W	93 91
12/04	at Missouri		L	73 74
12/06	at Missouri-St. Louis		L	79 85
12/09	Rockhurst		W	102 72
12/11	Southern Illinois		L	92 93
12/13	Oklahoma State		W	90 76
12/22	vs. San Francisco State @ LR	OT	L	81 84
12/23	vs. Iowa State @ LR		L	93 96

Golden Beehive Tournament • Logan, Utah

12/27	at Utah State	OT	L	94 95
12/28	vs. Idaho State		L	73 88
12/31	at Memphis		L	77 92
01/04	at Mississippi State		L	75 79
01/15	at TCU *		L	77 95
01/22	Texas A&M *		W	100 89
01/25	at SMU *		L	71 85
01/29	at Texas *		L	93 117
02/01	Texas Tech *		L	73 76
02/05	Rice *		W	103 95
02/08	at Baylor *		L	84 93
02/12	TCU *		L	90 98
02/15	at Texas A&M *		L	85 86
02/19	SMU *		W	88 74
02/22	Texas *		L	86 92
02/26	at Texas Tech *		L	85 86
02/29	Baylor *		W	131 109
03/04	at Rice *		W	113 108

*Southwest Conference games

Lineup	Name	Pts.	Rebs.
6-2	Sr. G Joel Heider	4.7	2.3
6-4	Jr. G Martin Terry	24.3	5.4
6-8	So. C Dean Tolson	15.5	9.9
6-6	Sr. F Vernon Murphy	11.8	5.3
6-7	Jr. F Doug Campbell	6.6	5.5

1972-73 16-10, 9-5 (T-2nd) Coach: Lanny Van Eman

Date	Opponent	UA/Opp Rank	W/L	ARK OPP
12/02	at Rockhurst		W	87 76
12/04	Missouri Western		W	85 81
12/06	Illinois State		L	67 81
12/09	at Tulane		W	87 83
12/11	Indiana State		W	80 75
12/13	Georgia State		W	70 39
12/23	vs. Memphis @ LR		L	86 87

Razorback Classic • Little Rock, Ark.

12/29	vs. Cornell		L	77 78
12/30	vs. Southern Illinois		W	97 96
01/04	Centenary		L	72 80
01/06	Missouri-St. Louis		W	104 78
01/09	Tulsa		L	81 85
01/13	Texas A&M *		W	84 73
01/20	at Texas *		W	76 72
01/23	Baylor *		L	70 76
01/27	TCU *		W	90 75
01/30	at SMU *		L	94 110
02/03	Rice *		W	90 69
02/06	at Texas Tech *		L	64 73
02/10	at Texas A&M *		L	82 108
02/13	Texas *		W	86 74
02/17	at Baylor *		W	76 74
02/20	at TCU *	OT	W	96 94
02/24	SMU *		W	103 96
02/27	Texas Tech *		L	63 64
03/03	at Rice *		W	105 79

*Southwest Conference games

Lineup	Name	Pts.	Rebs.
6-2	Sr. G Jody Bass	8.5	2.4
6-2	So. G Rickey Medlock	5.6	2.0
6-4	Sr. G Martin Terry	28.3	3.7
6-8	Jr. C Dean Tolson	17.6	12.4
6-7	Sr. F Doug Campbell	10.2	7.2

1973-74 10-16, 6-8 (5th) Coach: Lanny Van Eman

Date	Opponent	UA/Opp Rank	W/L	ARK OPP
11/30	at UCLA	nr/1	L	79 101
12/01	at Cal-Santa Barbara		L	80 109
12/03	Western Kentucky		L	100 102
12/05	Tennessee-Martin		W	80 68
12/08	Wabash		W	83 77
12/10	at Ole Miss		L	66 117
12/22	at Tulsa		L	72 95

Razorback Classic • Little Rock, Ark.

12/28	vs. VMI		W	96 86
12/29	vs. Pittsburgh		L	83 91
01/03	Centenary		L	96 98
01/05	at Indiana State		L	82 92
01/08	Tulane		W	89 73
01/12	Texas Tech *	OT	L	77 80
01/19	at Rice *		L	69 77
01/22	SMU *		W	89 88
01/26	at TCU *		W	86 74
01/29	at Baylor *		L	68 94
02/02	Texas *		L	81 96
02/05	at Texas A&M *	OT	L	80 86
02/09	Rice *		W	106 81
02/12	at Texas Tech *		L	83 89
02/16	at SMU *		L	87 95
02/19	TCU *		W	109 99
02/23	Baylor *		W	92 62
02/26	at Texas *		L	82 99
03/02	Texas A&M *		W	97 86

*Southwest Conference games


Lineup	Name	Pts.	Rebs.
6-1	So. G Robert Birden	7.7	2.2
6-3	Jr. G Rickey Medlock	16.2	6.2
6-8	Sr. C Dean Tolson	22.5	13.2
6-7	So. F Jack Schulte	11.3	6.5
6-7	Sr. F Dennis White	13.6	8.7

1974-75 17-9, 11-3 (2nd) Coach: Eddie Sutton

Date	Opponent	UA/Opp Rank	W/L	ARK OPP
11/30	Rockhurst		W	78 61
12/04	at Mississippi State		W	75 72
12/07	at Western Kentucky		L	63 74
12/09	Ole Miss		L	73 84
12/12	Hofstra		W	63 58
12/21	Tulsa		L	60 64
12/23	at Oklahoma City		L	77 79
01/04	MacMurry (Ill.)		W	100 66
01/11	at Centenary		L	72 74
01/13	Oklahoma City		W	84 75
01/15	Western Illinois		W	88 51
01/18	at Kansas State	OT	L	71 73
01/21	Texas Tech *		W	65 62
01/25	at SMU *		W	73 69
01/28	at Rice *		W	74 67
02/01	at Baylor *		L	69 73
02/04	Texas *		W	56 52
02/08	Texas A&M *	2OT	W	95 89
02/11	at TCU *		W	70 61
02/15	at Texas A&M *		L	60 62
02/18	TCU *		W	81 57
02/22	at Texas Tech *		L	55 63
02/25	Rice *		W	86 51
03/01	SMU *		W	72 50
03/04	at Texas *		W	68 56
03/08	Baylor *		W	83 64

*Southwest Conference games

Lineup	Name	Pts.	Rebs.
6-1	Jr. G Robert Birden	10.7	1.9
6-3	Sr. G Rickey Medlock	12.9	2.9
6-4	Jr. G Charles Terry	10.6	5.6
6-5	Sr. F Kent Allison	15.1	8.2
6-8	Jr. C Darryll Saulsberry	5.8	3.7



Marvin Delph, one of the famed Triplets, helped Arkansas to back-to-back Southwest Conference titles and the 1978 Final Four.

1975-76 19-9, 9-7 (4th) Coach: Eddie Sutton

Date	Opponent	UA/Opp Rank	W/L	ARK OPP
12/03	Missouri State		W	83 57
12/06	vs. Tulane @ LR		W	67 55
12/08	at Air Force		L	58 59
12/12	Boise State		W	72 56
12/13	vs. Oklahoma @ LR		W	64 56
12/20	at Oklahoma City		W	84 63
12/30	Eastern New Mexico		W	102 55
01/03	Indiana State		W	91 71
01/05	Houston *		W	92 47
01/08	SMU *		L	81 82
01/12	at Houston *		L	71 72
01/14	at Rice *		W	80 62
01/17	TCU *		W	100 65
01/20	at Texas *		L	57 59
01/24	Texas A&M *	2OT	W	93 91
01/26	at Baylor *		L	81 84
01/28	Texas Tech *	2OT	W	92 86
01/31	at SMU *		L	76 82
02/03	at Texas Tech *		L	78 86
02/07	at Western Illinois	OT	W	75 72
02/11	Rice *		W	111 68
02/14	at TCU *		W	83 66
02/18	vs. Texas @ LR *		W	75 68
02/21	at Texas A&M *		L	69 70
02/24	Baylor *		W	86 64

SWC Tournament • Fayetteville, Ark.

02/28	TCU		W	81 65
-------	-----	--	---	-------

SWC Tournament • Dallas, Texas (Moody Coliseum)

03/04	at SMU		W	74 70
-------	--------	--	---	-------

03/05 vs. Texas Tech L 63 70

*Southwest Conference games

Lineup	Name	Pts.	Rebs.
6-1	Sr. G Robert Birden	7.4	2.1
6-4	So. G Ron Brewer	11.9	3.8
6-4	Fr. G Sidney Moncrief	12.6	7.6
6-8	Sr. C Darryll Saulsberry	14.7	5.6
6-4	So. F Marvin Delph	16.3	7.0



1976-77
26-2, 16-0 (1st)
 • SWC CHAMPION •
 • SWC TOURNAMENT CHAMPION •
 • NCAA FIRST ROUND •
Final Ranking: No. 18 (AP)
Coach: Eddie Sutton

Date	Opponent	UA/Opp Rank	W/L	ARK OPP
11/27	vs. Air Force @ LR		W	72 54
11/29	at Cal-Hayward		W	89 59
12/01	at Missouri State		W	72 71
12/04	Southern Colorado		W	91 43
12/11	Oklahoma City		W	71 60
12/18	at Kansas	19/nr	W	67 63
12/20	Kansas State	19/nr	W	80 65
12/23	at Tulsa	18/nr	W	81 66
12/30	vs. Memphis @ LR	17/nr	L	62 69
01/04	at Texas Tech *	18/nr	W	41 38
01/08	Houston *	18/nr	W	81 70
01/10	Texas Tech *	18/nr	W	60 53
01/15	at Rice *	16/nr	W	72 45
01/18	TCU *	17/nr	W	62 45
01/22	at Texas *	17/nr	W	86 58
01/24	Texas A&M *	17/nr	W	72 58
01/27	at SMU *	15/nr	W	77 59
01/29	at Baylor *	15/nr	W	68 59
02/02	SMU *	14/nr	W	81 58
02/05	at Houston *	14/nr	W	82 80
02/07	at Tulane	14/nr	W	76 73
02/10	Baylor *	13/nr	W	77 57
02/12	vs. Rice * @ LR	11/nr	W	78 51
02/15	at TCU *	11/nr	W	79 64
02/19	Texas *	11/nr	W	73 61
02/22	at Texas A&M *	6/nr	W	63 62

SWC Tournament • Houston, Texas
 03/05 at Houston 7/nr W 80 74
NCAA Midwest Regional • Norman, Okla.
 03/12 vs. Wake Forest 8/nr L 80 86
 *Southwest Conference games

Lineup	Name	Pts.	Rebs.
6-4 Jr. G	Ron Brewer	17.0	3.1
6-4 So. G	Sidney Moncrief	15.4	8.4
6-10 Sr. C	Steve Stroud	4.5	4.7
6-7 Jr. F	Jim Counce	5.1	4.4
6-4 Jr. F	Marvin Delph	19.7	5.5

1977-78
32-4, 14-2 (T-1st)
 • SWC CHAMPION •
 • FINAL FOUR •
Final Ranking: #5 (AP)/#6 (UPI)
Coach: Eddie Sutton

Date	Opponent	UA/Opp Rank	W/L	ARK OPP
11/26	Missouri State	7/nr	W	65 47
11/28	vs. Mississippi State @ LR	7/nr	W	94 61
12/01	at Hawaii	7/nr	W	79 60
12/02	at Hawaii	7/nr	W	78 53
12/08	Rockhurst	6/nr	W	99 63
12/10	at Oklahoma	6/nr	W	64 53
12/19	Hardin-Simmons	4/nr	W	86 55
12/22	vs. Kansas @ LR	4/16	W	78 72
12/29	at LSU	3/nr	W	67 62
12/31	at Memphis	3/nr	W	95 70
01/04	vs. Hofstra @ PB	3/nr	W	95 70
01/08	Houston *	3/nr	W	84 65
01/09	Missouri-St. Louis	3/nr	W	87 65
01/12	at Rice *	3/nr	W	69 60
01/14	at Texas *	3/nr	L	69 75
01/17	Texas A&M *	6/nr	W	84 68
01/21	vs. TCU * @ LR	6/nr	W	43 35
01/23	at Baylor *	6/nr	OT W	56 55
01/25	SMU *	4/nr	W	72 65
01/28	at Texas Tech *	4/nr	W	54 49
02/01	Texas *	2/12	W	75 71
02/04	Rice *	2/nr	W	69 48
02/07	at Texas A&M *	2/nr	W	80 79
02/11	at TCU *	2/nr	W	77 57
02/13	Baylor *	2/nr	W	82 56
02/16	at SMU *	1/nr	W	86 75
02/18	at Houston *	1/nr	L	75 84
02/21	Texas Tech *	4/nr	W	58 49

SWC Tournament
 02/25 TCU 4/nr W 84 42
SWC Tournament • Houston, Texas
 03/02 vs. SMU 4/nr W 94 73
 03/04 at Houston 4/nr L 69 70
NCAA Western Regional • Eugene, Ore.
 03/11 vs. Weber State 7/nr W 73 52
NCAA Western Regional • Albuquerque, N.M.
 03/16 vs. UCLA 5/2 W 74 70
 03/18 vs. Cal State Fullerton 5/nr W 61 58
NCAA Final Four • St. Louis, Mo.
 03/25 vs. Kentucky 5/1 L 59 64
 03/27 vs. Notre Dame 5/6 W 71 69
 *Southwest Conference games

Lineup	Name	Pts.	Rebs.	Ast.
6-4 Sr. G	Ron Brewer	18.0	3.1	2.8
6-4 Jr. G	Sidney Moncrief	17.3	7.7	1.7
6-11 Jr. C	Steve Schall	9.7	5.4	1.3
6-7 Sr. F	Jim Counce	4.2	4.2	3.3
6-4 Sr. F	Marvin Delph	16.8	5.7	1.1

1978-79
25-5, 13-3 (T-1st)
 • SWC CHAMPION •
 • SWC TOURNAMENT CHAMPION •
 • NCAA REGIONAL FINAL •
 • ELITE EIGHT •
Final Ranking: #5 (AP)/#6 (UPI)
Coach: Eddie Sutton

Date	Opponent	UA/Opp Rank	W/L	ARK OPP
12/02	Oklahoma		W	80 74
12/06	West Texas State		W	84 54
12/11	Missouri State		W	90 51
12/16	Centenary		W	77 57
12/19	vs. Ole Miss @ Memphis		W	67 66
12/23	vs. Southern Miss @ PB		W	93 79
12/30	vs. Memphis @ LR	20/nr	W	82 69
01/04	vs. North Texas @ LR	14/nr	W	96 71
01/06	at Houston *	14/nr	W	62 61
01/10	Rice *	10/nr	W	79 66
01/12	Texas *	10/nr	L	63 66
01/14	vs. North Carolina @ G'boro	10/3	L	57 63
01/17	at Texas A&M *	11/15	OT L	69 74
01/20	at TCU *	11/nr	W	90 51
01/22	Baylor *	11/nr	L	67 70
01/24	at SMU *	15/nr	W	79 67
01/27	Texas Tech *	15/nr	W	63 57
02/01	at Texas *	14/11	W	68 58
02/03	at Rice *	14/nr	W	68 50
02/06	Texas A&M *	14/11	W	60 56
02/10	TCU *	14/nr	W	108 65
02/12	at Baylor *	14/nr	W	71 62
02/14	SMU *	11/nr	W	71 55
02/17	Houston *	11/nr	W	78 58
02/20	at Texas Tech *	10/nr	W	66 65

SWC Tournament • Houston, Texas
 03/02 vs. Texas Tech 9/nr W 93 77
 03/03 vs. Texas 9/14 W 39 38
NCAA Midwest Regional • Lawrence, Kan.
 03/11 vs. Weber State 7/nr W 74 63
NCAA Midwest Regional • Cincinnati, Ohio
 03/15 vs. Louisville 5/13 W 73 62
 03/17 vs. Indiana State 5/1 L 71 73
 *Southwest Conference games

1979-80
21-8, 13-3 (2nd)
 • NCAA FIRST ROUND •
Coach: Eddie Sutton

Date	Opponent	UA/Opp Rank	W/L	ARK OPP
12/01	Loyola-California		W	76 66
12/03	Centenary		W	65 53
12/05	Missouri-St. Louis		W	79 50
12/08	at Centenary		W	70 62
12/15	vs. Ole Miss @ LR	20/nr	W	67 59
12/17	Oklahoma City	20/nr	W	86 68
12/20	vs. LSU @ LR	20/6	L	55 56
12/28	at Memphis	19/nr	L	67 74
12/30	vs. Kansas State @ PB	19/nr	L	57 66
01/03	SMU *		W	84 69
01/05	vs. Louisiana-Monroe @ PB		W	74 51
01/08	at TCU *		W	70 58
01/12	at Texas *		W	55 50
01/15	Baylor *		W	71 57
01/19	Houston *		W	60 57
01/22	at Texas A&M *		L	39 45
01/26	Rice *		W	73 64
01/28	at Texas Tech *		OT W	71 69
02/02	Texas *		W	60 59
02/04	TCU *		W	74 47
02/07	at Baylor *		W	70 51
02/09	at Houston *	30T	L	84 90
02/12	Texas A&M *		W	45 44
02/16	at Rice *		W	77 73
02/18	at SMU *		L	58 62
02/22	Texas Tech *		W	84 60

SWC Tournament • San Antonio, Texas
 02/28 vs. Texas W 64 62
 02/29 vs. Texas A&M L 50 52
NCAA Midwest Regional • Lincoln, Neb.
 03/06 vs. Kansas State L 53 71
 *Southwest Conference games

Lineup	Name	Pts.	Rebs.	Ast.
6-2 Jr. G	Keith Hilliard	4.1	1.7	2.5
6-2 Jr. G	U.S. Reed	14.0	3.7	1.4
6-5 So. G/F	Brad Friess	4.9	2.1	1.7
6-10 So. F	Scott Hastings	16.2	6.7	1.2
6-7 Sr. F/C	Alan Zahn	9.6	5.7	2.6



Charles Balentine and the Razorbacks were greeted by fans in Fayetteville after defeating No. 1 North Carolina.





RAZORBACK RECORDS • Year-By-Year Results

1980-81 24-8, 13-3 (1st) • SWC CHAMPION • • NCAA REGIONAL SEMIFINAL • • SWEET 16 • Final Ranking: No. 20 (AP) Coach: Eddie Sutton

Date	Opponent	UA/Opp Rank	W/L	ARK OPP
Great Alaska Shootout • Anchorage, Alaska				
11/28	vs. Missouri	20/11	W	81 73
11/29	vs. LSU	20/12	W	86 76
11/30	vs. North Carolina	20/13	L	58 64
12/03	Missouri State	11/nr	W	98 65
12/06	at Michigan	11/nr	L	65 78
12/13	Oklahoma City	17/nr	W	76 70
12/16	Centenary	19/nr	W	78 74
12/20	vs. Eastern Kentucky @ LR	19/nr	W	80 74
12/22	vs. Southern Miss @ PB	19/nr	W	76 68
12/27	vs. Kansas State @ KC	17/nr OT	L	46 47
12/30	vs. Nebraska @ LR		W	64 52
01/03	at SMU * (Reunion Arena)		W	92 50
01/07	vs. Alaska-Anchorage @ PB		W	92 58
01/10	TCU *		W	85 51
01/12	Texas *		L	60 62
01/17	at Baylor *		L	58 67
01/19	at Houston *		L	54 57
01/24	Texas A&M *		W	52 47
01/26	at Rice *		W	57 52
01/28	Texas Tech *		W	60 35
02/03	at Texas *		W	54 48
02/07	at TCU *		W	63 48
02/10	Baylor *		W	67 50
02/14	Houston *		W	70 55
02/17	at Texas A&M *		W	65 61
02/21	Rice *		W	75 59
02/24	SMU *	18/nr	W	47 33
02/28	at Texas Tech *	18/nr	W	64 61

SWC Tournament • San Antonio, Texas 03/02 vs. Texas 15/nr L 73 76 NCAA Midwest Regional • Austin, Texas 03/12 vs. Mercer 20/nr W 73 67 03/14 vs. Louisville 20/12 W 74 73 NCAA Midwest Regional • New Orleans, La. 03/20 vs. LSU 20/4 L 56 72 *Southwest Conference games

Lineup	Name	Pts.	Rebs.	Ast.
6-2 Sr. G	U.S. Reed	13.0	4.1	1.3
6-4 So. G	Darrell Walker	11.3	4.5	3.3
6-10 Jr. C	Scott Hastings	16.3	5.4	1.4
6-6 Jr. F	Tony Brown	4.8	2.8	2.3
6-6 Jr. F	Keith Peterson	8.4	5.2	0.8

1981-82 23-6, 12-4 (1st) • SWC CHAMPION • • SWC TOURNAMENT CHAMPION • • NCAA FIRST ROUND • Final Ranking: #12 (AP) / #13 (UPI) Coach: Eddie Sutton

Date	Opponent	UA/Opp Rank	W/L	ARK OPP
11/28	Michigan	18/nr	W	83 72
11/30	at Texas-San Antonio	18/nr	W	71 42
12/03	vs. San Diego State @ PB	13/nr	W	85 68
12/10	Wisconsin-Parkside	11/nr	W	84 59
12/12	Centenary	11/nr	W	87 60
12/19	vs. Biscayne @ LR	9/nr	W	91 61
12/22	vs. Southern Miss @ PB	6/nr	W	63 54
12/30	vs. Kent State @ LR	5/nr	W	91 49
1/02	at Texas Tech *	5/nr	L	74 79
01/06	SMU *	11/nr	W	68 48
01/09	at Nebraska	11/nr	W	51 50
01/13	at TCU *	9/nr	W	62 59
01/16	at Texas *	9/19	L	73 87
01/19	Baylor *	15/nr	W	70 58
01/23	Houston *	15/19	W	67 66
01/26	at Texas A&M *	12/nr	W	64 63
01/29	Rice *	12/nr	W	60 54

01/31	vs. Wake Forest @ LR	12/19	L	48 49
02/06	Texas *	14/12 OT	W	62 55
02/08	TCU *	14/nr	W	79 69
02/11	at Baylor *	8/nr OT	L	55 56
02/13	at Houston *	8/nr	L	53 55
02/15	Texas A&M *	8/nr	W	92 75
02/10	at Rice *	17/nr	W	72 65
02/24	at SMU *	15/nr	W	54 53
02/27	Texas Tech *	15/nr	W	67 61

SWC Tournament • Dallas, Texas (Reunion Arena) 03/05 vs. TCU 14/nr W 80 70 03/06 vs. Houston 14/nr W 84 69 NCAA Midwest Regional • Dallas, Texas 03/14 vs. Kansas State 12/nr L 64 65 *Southwest Conference games

Lineup	Name	Pts.	Rebs.	Ast.
6-3 Jr. G	Darrell Walker	14.8	5.2	3.5
6-10 Sr. C	Scott Hastings	18.6	6.0	1.4
6-6 Sr. F	Keith Peterson	7.3	3.8	1.2
6-6 Sr. F	Tony Brown	10.0	3.2	3.4
6-5 Sr. F	Brad Friess	4.1	2.3	2.2

1982-83 26-4, 14-2 (2nd) • NCAA REGIONAL SEMIFINAL • SWEET 16 Final Ranking: #9 (AP & UPI) / #10 (ESPN/USA Today) Coach: Eddie Sutton

Date	Opponent	UA/Opp Rank	W/L	ARK OPP
11/27	Southeast Missouri State	17/nr	W	74 57
12/01	Texas-San Antonio	16/nr	W	78 59
12/04	at Centenary	16/nr	W	79 51
12/06	vs. Missouri State @ LR	15/nr	W	87 66
12/15	Alabama State	13/nr	W	108 65
12/18	Louisiana-Monroe	13/nr	W	89 76
12/21	vs. Southern Miss @ PB	12/nr	W	64 62
12/28	at St. Peter's *	11/nr	W	52 48
01/03	vs. Nebraska @ LR	11/nr	W	64 58
01/05	vs. Mercer @ PB	10/nr	W	83 62
01/08	Baylor *	10/nr	W	65 60
01/13	at Texas A&M *	7/nr	W	66 64
01/15	at SMU *	7/nr	W	63 56
01/19	TCU *	4/nr	W	69 55
01/22	at Houston *	4/14	L	60 75
01/24	Texas *	4/nr	W	83 64
01/26	at Texas Tech *	12/nr	W	62 59
01/30	vs. Wake Forest @ G'boro	12/19	W	68 65
02/02	Rice *	9/nr	W	70 43
02/07	at Baylor *	9/nr	W	81 66
02/12	Texas A&M *	8/nr	W	62 55
02/14	SMU *	8/nr	W	71 61
02/19	at TCU *	7/nr	W	64 56
02/23	at Texas *	6/nr	W	84 67
02/26	Texas Tech *	6/nr	W	77 63
03/03	Houston *	5/1	L	66 74
03/05	at Rice *	5/nr	W	82 55

SWC Tournament • Dallas, Texas (Reunion Arena) 03/10 vs. TCU 6/nr OT L 59 61 NCAA Midwest Regional • Tampa, Fla. 03/19 vs. Purdue 9/nr W 78 68 NCAA Midwest Regional • Knoxville, Tenn. 03/24 vs. Louisville 9/2 L 63 65 *Southwest Conference games

Lineup	Name	Pts.	Rebs.	Ast.
6-3 Jr. G	Alvin Robertson	14.2	4.9	3.6
6-5 Sr. G	John Snively	5.9	0.9	1.0
6-4 Sr. G	Darrell Walker	18.2	5.7	3.3
6-11 So. C	Joe Kleine	13.3	7.3	0.6
6-6 Jr. F	Leroy Sutton	6.4	3.9	0.8

1983-84 25-7, 14-2 (2nd) • NCAA FIRST ROUND • Final Ranking: #7 (UPI) / #8 (AP) / #13 (ESPN/USA Today) Coach: Eddie Sutton

Date	Opponent	UA/Opp Rank	W/L	ARK OPP
Great Alaska Shootout • Anchorage, Alaska				
11/25	vs. Fordham	14/nr	W	62 61
11/26	vs. Oklahoma	14/20	W	84 68
11/27	vs. North Carolina State	14/nr	L	60 65
12/01	Southeast Missouri State	14/nr	W	98 69
12/05	East Tennessee State	14/nr	W	79 50
12/08	at Missouri State	15/nr	W	56 41
12/10	at Nebraska	15/nr	L	54 67
12/17	vs. North Texas @ PB		W	93 64
12/21	Alabama State		W	86 80
12/28	vs. St. Peter's @ LR		W	82 49
12/30	vs. Austin Peay @ LR		W	68 63
01/04	at Baylor *		W	57 50
01/07	Texas A&M *		W	77 54
01/12	SMU *		W	70 69
01/14	at TCU *		W	70 62
01/19	at Texas *		W	70 66
01/21	Texas Tech *		W	67 57
01/27	at Rice *	16/nr	L	62 65
01/29	at Villanova	16/nr	L	54 58
02/04	Baylor *		W	63 44
02/08	at Texas A&M *		W	59 58
02/11	at SMU *		W	80 71
02/12	vs. North Carolina @ PB	nr/1	W	65 64
02/15	TCU *	14/nr	W	55 48
02/18	Texas *	14/nr	W	59 41
02/23	at Texas Tech *	11/nr	W	55 49
02/25	at Houston *	11/3	L	61 64
02/29	Rice *	12/nr	W	79 54
03/04	Houston *	12/2	W	73 68

SWC Tournament • Houston, Texas (The Summit) 03/10 vs. Texas A&M 8/nr W 49 47 03/11 vs. Houston 8/5 L 56 57 NCAA East Regional • East Rutherford, N.J. 03/18 vs. Virginia 8/nr OT L 51 53 *Southwest Conference games

Lineup	Name	Pts.	Rebs.	Ast.
6-2 Sr. G	Ricky Norton	8.6	1.5	2.4
6-3 Sr. G	Alvin Robertson	15.5	5.5	6.0
6-11 Jr. C	Joe Kleine	18.2	9.2	0.8
6-6 Jr. F	Charles Balentine	7.7	4.2	1.6
6-6 Sr. F	Leroy Sutton	8.4	4.9	0.8

1984-85 22-13, 10-6 (2nd) • NCAA SECOND ROUND • Final Ranking: #25 (ESPN/USA Today) Coach: Eddie Sutton

Date	Opponent	UA/Opp Rank	W/L	ARK OPP
11/24	Southeastern Louisiana	16/nr	W	65 62
11/27	vs. Central Florida @ PB	17/nr	W	59 45
12/01	at Ohio State	17/nr	L	84 85
12/08	Missouri State		W	70 56
12/14	Charleston Southern		W	74 55
12/15	vs. Tulsa @ LR		W	70 66
12/18	vs. Texas-San Antonio @ LR		W	74 67
12/20	vs. Minnesota @ PB		W	56 46
12/22	vs. Oral Roberts @ LR		W	64 57

Rainbow Classic • Honolulu, Hawaii

12/26	vs. Georgia Tech		L	52 72
12/27	vs. Iowa State		OT W	84 79
12/28	vs. Iowa		L	52 71
01/02	at Texas A&M *		W	70 67
01/05	at SMU *	nr/4 OT	L	60 63
01/09	TCU *		W	67 59
01/12	Texas *		W	64 58
01/16	at Texas Tech *		L	48 64
01/19	at Houston *		L	73 78
01/23	Rice *		W	67 56
01/27	at Virginia		L	52 54

01/30	at Baylor *		OT W	64 57
02/01	Texas A&M *		W	58 53
02/03	at Georgetown	nr/2	L	39 56
02/06	SMU *	nr/4	W	69 66
02/09	at TCU *		OT L	66 72
02/14	at Texas *		W	60 51
02/16	Texas Tech *		L	50 52
02/20	Houston *		W	73 59
02/24	at Rice *		L	68 71
03/02	Baylor *		W	106 71

SWC Tournament • Dallas, Texas (Reunion Arena) 03/08 vs. Texas W 66 46 03/09 vs. SMU nr/13 W 68 55 03/10 vs. Texas Tech L 64 67 NCAA West Regional • Salt Lake City, Utah

03/14	vs. Iowa		W	63 54
03/16	vs. St. John's	nr/3	L	65 68

*Southwest Conference games

Lineup	Name	Pts.	Rebs.	Ast.
6-2 Fr. G	Allie Freeman	4.5	1.5	2.6
6-3 Fr. G	Kenny Hutchinson	3.3	1.5	2.3
6-7 So. G/F	William Mills	9.4	3.5	4.5
6-11 Sr. C	Joe Kleine	22.1	8.4	0.7
6-6 Sr. F	Charles Balentine	12.7	5.6	1.6

1985-86 12-16, 4-12 (7th) Coach: Nolan Richardson

Date	Opponent	UA/Opp Rank	W/L	ARK OPP
11/24	vs. Southern Illinois @ LR		W	86 72
11/29	vs. Southern Univ. @ PB		W	76 75
12/01	Missouri State		W	68 67
12/03	vs. San Diego State @ LR		W	76 64
12/05	Samford		W	72 51
12/07	at Minnesota		L	64 71
12/14	vs. Ohio State @ PB	nr/20 OT	W	79 70
12/18	vs. Alabama State @ LR		W	87



The Razorbacks celebrate winning the 1989 Southwest Conference Tournament Championship.

1989-90
30-5, 14-2 (1st)
 • SWC CHAMPION •
 • SWC TOURNAMENT CHAMPION •
 • NCAA FINAL FOUR •
Final Ranking: #4 (ESPN/USA Today) / #7 (AP) / #8 (UPI)
Coach: Nolan Richardson

1986-87
19-14, 8-8 (5th)
 • NIT SECOND ROUND •
Coach: Nolan Richardson

1987-88
21-9, 11-5 (T-2nd)
 • NCAA First Round •
Coach: Nolan Richardson

1988-89
25-7, 13-3 (1st)
 • SWC CHAMPION •
 • SWC TOURNAMENT CHAMPION •
 • NCAA SECOND ROUND •
Final Ranking
#17 (ESPN/USA Today)
Coach: Nolan Richardson

Date	Opponent	UA/Opp Rank	W/L	ARK	OPP
11/28	vs. Grambling @ PB		W	84	65
11/29	vs. Louisiana Tech @ LR		W	90	64
12/3	vs. Ole Miss @ Memphis		W	70	56
12/06	Kansas	nr/6	W	103	86
12/10	vs. Alabama @ Birmingham	20/18	L	76	87
12/13	Morgan State	20/nr	W	106	57
12/18	Mississippi Valley State		W	98	79
12/20	vs. Virginia @ PB		L	66	78
12/22	at Missouri State		L	49	56

Date	Opponent	UA/Opp Rank	W/L	ARK	OPP
11/27	vs. Chicago State @ PB		W	78	68
11/29	at Tulsa		L	47	68
12/03	vs. Northwestern (La.) State @ LR		W	77	55
12/05	Missouri State		W	53	47
12/09	vs. Ole Miss @ PB		W	79	40
12/12	Virginia		W	66	52
12/15	Alcorn State		W	101	55
12/19	Mississippi Valley State		W	91	71
12/23	vs. Alabama @ LR		W	80	55
12/30	at Maryland		L	61	88
01/02	vs. Coastal Carolina @ LR		W	81	59
01/06	Texas *		W	91	62
01/09	TCU *		W	96	53
01/13	at SMU *	OT	W	85	83
01/16	at Texas A&M *		L	67	74
01/20	Baylor *		W	70	62
01/27	at Rice *		W	80	61
01/30	Houston *		W	71	62
02/03	Texas Tech *		W	69	48
02/06	at Texas *		L	72	79
02/10	at TCU *		W	63	61
02/13	SMU *		L	63	73
02/17	Texas A&M *		W	79	58
02/20	at Baylor *		L	57	58
02/27	Rice *		W	112	87
03/03	at Houston *		L	77	82
03/06	at Texas Tech *		W	75	65

Date	Opponent	UA/Opp Rank	W/L	ARK	OPP
11/27	Rider		W	98	69
11/30	at Virginia		L	65	75
12/10	Maryland		W	73	68
12/13	vs. Ole Miss @ Memphis		W	74	68
12/21	vs. Texas Southern @ LR		W	97	79
12/23	vs. Sam Houston State @ LR		W	97	79
12/28	at Missouri	nr/11	L	78	83
01/02	vs. South Alabama @ PB		W	103	71
01/04	Texas Tech *		W	69	62
01/07	at Texas *		W	99	92
01/11	at TCU *		L	45	51
01/14	SMU *		W	93	73
01/16	Texas A&M *		W	75	60
01/18	vs. Florida State @ LR	nr/14 OT	L	105	112
01/21	at Baylor *		W	88	58
01/24	vs. Southern Ulah @ PB		W	109	76
01/28	Rice *		W	81	77
02/01	at Houston *		W	88	87
02/04	at Texas Tech *		L	73	84
02/08	Texas *		W	105	82
02/11	TCU *		W	100	60
02/15	at SMU *		W	81	68
02/18	at Texas A&M *		L	71	82
02/22	Baylor *		W	89	54
02/25	Tulsa		W	118	69
03/01	at Rice *		W	83	70
03/06	Houston *	20*/nr	W	107	79

Rainbow Classic • Honolulu, Hawaii

Date	Opponent	UA/Opp Rank	W/L	ARK	OPP
12/28	vs. Ohio State		W	97	94
12/29	vs. Pittsburgh	nr/14	L	82	114
12/30	vs. California		W	74	58
01/03	TCU *		L	77	80
01/05	vs. North Texas @ LR	OT	W	99	96
01/08	Texas *		W	79	62
01/10	at Texas Tech *		L	73	95
01/14	Rice *		W	62	54
01/17	at Houston *		L	55	60
01/22	at Baylor *		L	62	63
01/25	Texas A&M *		W	87	69
01/27	SMU *		W	76	63
01/31	at TCU *	nr/16	L	66	73
02/04	at Texas *		L	73	78
02/07	Texas Tech *		W	93	75
02/11	Houston *		L	54	57
02/14	at Rice *		W	88	68
02/18	vs. Oral Roberts @ LR		W	95	75
02/21	Baylor *		W	71	67
02/24	at Texas A&M *	2OT	W	100	97
03/01	at SMU *		L	76	93

SWC Tournament • Dallas, Texas (Reunion Arena)

Date	Opponent	UA/Opp Rank	W/L	ARK	OPP
03/11	vs. Texas A&M		W	76	64
03/12	vs. Baylor		L	73	74

NCAA Southeast Regional • Cincinnati, Ohio

Date	Opponent	UA/Opp Rank	W/L	ARK	OPP
03/18	vs. Villanova		L	74	82

SWC Tournament • Dallas, Texas (Reunion Arena)

Date	Opponent	UA/Opp Rank	W/L	ARK	OPP
03/10	vs. Rice	20*/nr	W	108	72
03/11	vs. Texas A&M	20*/nr	W	94	84
03/12	vs. Texas	20*/nr	W	100	76

NCAA Midwest Regional • Indianapolis, Ind.

Date	Opponent	UA/Opp Rank	W/L	ARK	OPP
03/16	vs. Loyola-Marymount	17*/nr	W	120	101
3/18	vs. Louisville	17*/12	L	84	93

SWC Tournament • Dallas, Texas (Reunion Arena)

Date	Opponent	UA/Opp Rank	W/L	ARK	OPP
03/06	vs. Texas Tech		L	59	73

National Invitational Tournament

Date	Opponent	UA/Opp Rank	W/L	ARK	OPP
03/13	Arkansas State	OT	W	67	64

National Invitational Tournament • Lincoln, Neb.

Date	Opponent	UA/Opp Rank	W/L	ARK	OPP
03/17	at Nebraska		L	71	78

SWC Tournament • Dallas, Texas (Reunion Arena)

Lineup (most starts)	Name	Pts.	Rebs.	Ast.
6-2	Sr. G Allie Freeman	6.2	1.9	2.0
6-3	Sr. G Tim Scott	11.8	3.1	1.7 StI
6-6	So. G/F Ron Huery	13.4	4.0	2.4
6-9	So. F/C Mario Credit	9.8	4.7	0.7
6-11	Sr. C Andrew Lang	9.3	7.3	2.6 Blk

SWC Tournament • Dallas, Texas (Reunion Arena)

Lineup (most starts)	Name	Pts.	Rebs.	Ast.
6-3	Sr. G Keith Wilson	13.1	4.6	4.3
6-2	Fr. G Lee Mayberry	12.9	3.2	4.2
6-4	Jr. G/F Lenzie Howell	14.6	7.0	1.5
6-7	So. F Larry Marks	6.2	4.8	0.8 StI
6-9	Jr. C Mario Credit	11.4	4.6	0.6

*Southwest Conference games

Lineup (most starts)	Name	Pts.	Rebs.	Ast.
6-3	So. G Keith Wilson	4.8	2.1	2.6
6-3	Jr. G/F Tim Scott	11.9	2.7	2.1
6-6	Fr. G/F Ron Huery	11.7	3.5	2.7
6-10	Jr. F/C Shawn Baker	6.5	4.2	0.5
6-11	Jr. C Andrew Lang	8.1	7.5	2.7 Blk

*Southwest Conference games
 * USA Today/ESPN Coaches Poll

Lineup (most starts)	Name	Pts.	Rebs.	Ast.
6-3	Sr. G Keith Wilson	13.1	4.6	4.3
6-2	Fr. G Lee Mayberry	12.9	3.2	4.2
6-4	Jr. G/F Lenzie Howell	14.6	7.0	1.5
6-7	So. F Larry Marks	6.2	4.8	0.8 StI
6-9	Jr. C Mario Credit	11.4	4.6	0.6





1990-91
34-4, 15-1 (1st)
 • Preseason NIT Finalist •
 • **SWC CHAMPION** •
 • **SWC TOURNAMENT CHAMPION** •
 • **NCAA REGIONAL FINAL** •
 • **ELITE EIGHT** •
Final Ranking: #2 (AP & UPI) /
#5 (ESPN/USA Today)
Coach: Nolan Richardson

Date	Opponent	UA/Opp Rank	W/L	ARK OPP
Dodge Preseason NIT				
11/14	Vanderbilt	2/nr	W	107 70
11/16	Oklahoma	2/15	W	110 88

Date	Opponent	UA/Opp Rank	W/L	ARK OPP
Dodge Preseason NIT - New York, N.Y.				
11/21	vs. Duke	2/6	W	98 88
11/23	vs. Arizona	2/3	L	77 89
11/27	vs. Mississippi College @ PB	3/nr	W	96 57
12/01	Kansas State	3/nr	W	112 88
12/05	vs. Louisiana Tech @ LR	3/nr	W	114 97
12/08	at Missouri	3/nr	W	95 82
12/11	South Alabama	2/nr	W	101 91
12/22	at Oregon	2/nr	W	71 68
12/29	vs. Jackson State @ LR	2/nr	W	126 88
12/31	vs. Louisiana-Monroe @ PB	2/nr	W	114 92
01/02	at Rice *	2/nr	W	86 62
01/06	Houston *	2/nr	W	95 79
01/10	Texas *	2/nr	W	101 89
01/12	at Texas Tech *	2/nr	W	113 86
01/15	at TCU *	2/nr	W	93 73
01/19	SMU *	2/nr	W	98 70
01/21	at Florida State	2/nr	W	109 92
01/23	Texas A&M *	2/nr	W	113 88
01/26	at Baylor *	2/nr	W	73 68
01/30	UAB	2/nr	W	104 72
02/02	Rice *	2/nr	W	100 87
02/07	at Houston *	2/nr	W	81 74
02/10	UNLV	2/1	L	105 112
02/13	Texas Tech *	3/nr	W	87 69
02/16	TCU *	3/nr	W	97 61
02/20	at SMU *	3/nr	W	79 70
02/23	at Texas A&M *	3/nr	W	111 72
02/26	Baylor *	3/nr	W	106 74
03/03	at Texas *	3/23	L	86 99

Date	Opponent	UA/Opp Rank	W/L	ARK OPP
SWC Tournament - Dallas, Texas (Reunion Arena)				
03/08	vs. Texas A&M	5/nr	W	108 61
03/09	vs. Rice	5/nr	W	109 80
03/10	vs. Texas	5/23	W	120 89

Date	Opponent	UA/Opp Rank	W/L	ARK OPP
NCAA Southeast Regional - Atlanta, Ga.				
03/15	vs. Georgia State	2/nr	W	117 76
03/17	vs. Arizona State	2/nr	W	97 90

Date	Opponent	UA/Opp Rank	W/L	ARK OPP
NCAA Southeast Regional - Charlotte, N.C.				
03/21	vs. Alabama	2/19	W	93 70
03/23	vs. Kansas	2/12	L	81 93

*Southwest Conference games				
Lineup (most starts)	Name	Pts.	Rebs.	Ast.
5-10 Sr.	G Arlyn Bowers	11.1	1.9	3.2
6-2 Jr.	G Lee Mayberry	13.2	3.4	5.5
6-8 Jr.	G/F Todd Day	20.7	5.3	2.9
6-8 Jr.	F/C Isaiah Morris	7.5	4.1	0.8
6-9 Jr.	C Oliver Miller	15.5	7.7	2.9 BIK

1991-92
26-8, 13-3 (1st)
 • **SEC CHAMPION** •
 • **NCAA SECOND ROUND** •
Final Ranking: #8 (UPI) /
#9 (AP) / #10 (ESPN/USA Today)
Coach: Nolan Richardson

Date	Opponent	UA/Opp Rank	W/L	ARK OPP
Mauui Classic - Maui, Hawaii				
11/25	vs. Minnesota	2/nr	W	92 83
11/26	vs. Chaminade	2/nr	W	99 84
11/27	vs. Michigan State	2/nr	L	71 86

Date	Opponent	UA/Opp Rank	W/L	ARK OPP
12/02	vs. Alabama State @ PB	11/nr	W	96 80
12/04	Bethune-Cookman	11/nr	W	128 46
12/07	Missouri	11/nr	L	76 87
12/10	at Kansas State	19/nr	W	70 59
12/19	vs. Montevallo @ LR	19/nr	W	91 70
12/21	Arizona	19/2	W	65 59
12/23	at Tulsa	15/nr	W	74 64
12/28	vs. Jackson State @ LR	15/nr	W	89 66
12/30	at South Alabama	16/nr	W	101 82
01/02	vs. Quincy College @ PB	16/nr	W	123 60
01/04	Auburn *	16/nr	W	110 92
01/08	at Alabama *	13/16	L	63 65
01/11	at LSU *	13/nr	W	101 90
01/15	Mississippi State *	12/nr	W	99 78
01/18	at Ole Miss *	12/nr	W	114 93
01/22	Florida *	9/nr	W	75 62
01/25	at Kentucky *	9/8	W	105 88
02/05	at Tennessee *	5/nr	L	81 83
02/08	at Memphis	5/nr	L	88 92
02/12	Vanderbilt *	11/nr	W	91 71
02/15	South Carolina *	11/nr	W	89 73

Date	Opponent	UA/Opp Rank	W/L	ARK OPP
02/18	at Georgia *	10/nr	L	78 87
02/22	Alabama *	10/14	W	90 87
02/26	at Auburn *	9/nr	W	82 74
02/29	at Mississippi State *	9/nr	W	84 76
03/03	LSU *	7/23 OT	W	106 92
03/07	Ole Miss *	7/nr	W	100 83

SEC Tournament - Birmingham, Ala.				
Lineup (most starts)	Name	Pts.	Rebs.	Ast.
03/13	vs. Georgia	6/nr	W	73 60
03/14	vs. Alabama	6/17	L	89 90

NCAA Midwest Regional - Milwaukee, Wis.				
Date	Opponent	UA/Opp Rank	W/L	ARK OPP
03/19	vs. Murray State	9/nr	W	80 69
03/21	vs. Memphis	9/nr	L	80 82

*Southeastern Conference games				
Lineup (most starts)	Name	Pts.	Rebs.	Ast.
6-2 Sr.	G Lee Mayberry	15.2	2.3	5.9
6-1 Jr.	G Robert Shepherd	6.7	2.5	2.4
6-9 Sr.	G/F Todd Day	22.7	7.0	3.2
6-9 Sr.	C Oliver Miller	13.5	7.7	3.0
6-8 Sr.	F Isaiah Morris	10.2	5.0	1.1

1992-93
22-9, 10-6 (3rd)
 • **NCAA REGIONAL SEMIFINAL** •
 • **SWEET 16** •
Final Ranking: #10 (ESPN/USA Today) / #12 (AP & UPI)
Coach: Nolan Richardson

Date	Opponent	UA/Opp Rank	W/L	ARK OPP
12/02	Memphis	nr/8	W	81 76
12/03	Tennessee-Martin		W	90 72
12/06	at Arizona	nr/9	W	86 80
12/17	vs. Southeast Missouri St. @ PB	12/nr	W	96 72
12/19	at Missouri	12/nr	W	73 68
12/21	vs. Jackson State @ PB	10/nr	W	123 76
12/23	Tulsa	10/nr	W	101 87
12/28	vs. Coastal Carolina @ LR	9/nr	W	93 74
12/30	vs. Louisiana-Monroe @ LR	9/nr	L	78 87
01/04	at SMU	13/nr	W	72 53
01/06	Ole Miss *	13/nr	W	90 78
01/09	at South Carolina *	13/nr	W	86 76
01/12	Alabama *	9/nr	W	74 66
01/20	at Vanderbilt *	8/19	L	89 102
01/23	Auburn *	8/nr	L	89 100
01/27	at Mississippi State *	16/nr OT	L	76 80
01/30	Georgia *	16/nr	W	97 79
02/02	at LSU *	17/nr	W	91 79
02/06	at Florida *	17/nr	W	74 66

Date	Opponent	UA/Opp Rank	W/L	ARK OPP
02/10	Kentucky *	14/2	W	101 94
02/13	at Alabama *	14/nr	L	82 93
02/16	Tennessee *	13/nr	L	91 101
02/20	Mississippi State *	13/nr	W	115 58
02/27	at Ole Miss *	15/nr	W	85 63
03/03	LSU *	13/nr	W	88 75
03/06	at Auburn *	13/nr	L	80 81

SEC Tournament - Lexington, Ky.				
Date	Opponent	UA/Opp Rank	W/L	ARK OPP
03/12	vs. Georgia	14/nr	W	65 60
03/13	at Kentucky	14/4	L	81 92

NCAA East Regional - Winston-Salem, N.C.				
Date	Opponent	UA/Opp Rank	W/L	ARK OPP
03/18	vs. Holy Cross	14/nr	W	94 64
03/20	vs. St. John's	14/nr	W	80 74

NCAA East Regional - East Rutherford, N.J.				
Date	Opponent	UA/Opp Rank	W/L	ARK OPP
03/26	vs. North Carolina	14/4	L	74 80


*Southeastern Conference games				
Lineup (most starts)	Name	Pts.	Rebs.	Ast.
6-2 So.	G Corey Beck	7.0	3.8	3.6
6-1 Sr.	G Robert Shepherd	11.3	3.5	2.8 Stl
6-9 So.	C Dwight Stewart	6.9	3.6	0.7
6-5 Sr.	F Darrell Hawkins	13.3	4.5	2.6
6-5 Fr.	F Scotty Thurman	17.4	4.4	2.2

1993-94
31-3, 14-2 (1st)
 • **SEC CHAMPION** •
 • **NCAA FINAL FOUR** •
 • **NCAA NATIONAL CHAMPION** •
Final Ranking: #1 (ESPN/USA Today & UPI) / #2 (AP)
Coach: Nolan Richardson

Date	Opponent	UA/Opp Rank	W/L	ARK OPP
11/29	Murray State	2/nr	W	93 67
12/02	Missouri	2/nr	W	120 68
12/04	Northwestern (La.) State	2/nr	W	111 76
12/08	at Memphis	1/nr	W	96 78
12/11	Delaware State	1/nr	W	123 66
12/18	Jackson State	1/nr	W	96 80
12/23	at Tulsa	1/nr	OT W	93 91
12/28	Texas Southern	1/nr	W	129 63
01/03	SMU	1/nr	W	96 70
01/05	Ole Miss *	1/nr	W	87 61
01/08	at Alabama *	1/nr	L	64 66
01/11	LSU *	4/nr	W	84 83
01/15	at Auburn *	4/nr	W	117 105
01/19	at Mississippi State *	3/nr	L	71 72
01/22	South Carolina *	3/nr	W	79 53



The final game at Barnhill Arena featured the Razorbacks against a Shaquille O'Neal led LSU team. No. 13 Arkansas defeated the Tigers, 88-75.



Corliss Williamson was the Most Outstanding Player of the 1994 NCAA Final Four after averaging 26 points and 10.5 rebounds over the two wins.

01/29 at Tennessee *	5/nr	W	65	64
02/01 Vanderbilt *	6/nr	W	89	76
02/05 Montevallyo	6/nr	W	131	63
02/09 at Kentucky *	3/4	W	90	82
02/12 Florida *	3/20	W	99	87
02/16 Alabama *	1/nr	W	102	81
02/19 at Ole Miss *	1/nr	W	90	73
02/22 at Georgia *	1/nr	W	74	65
02/26 Auburn *	1/nr	W	91	81
03/02 at LSU *	1/nr	OT	108	105
03/05 Mississippi State *	1/nr	W	80	62

SEC Tournament • Memphis, Tenn.

03/11 vs. Georgia	1/nr	W	95	83
03/12 vs. Kentucky	1/10	L	78	90

NCAA Midwest Regional • Oklahoma City, Okla.

03/18 vs. North Carolina A&T	2/nr	W	94	79
03/20 vs. Georgetown	2/nr	W	85	73

NCAA Midwest Regional • Dallas, Texas

03/25 vs. Tulsa	2/nr	W	103	84
03/27 vs. Michigan	2/11	W	76	68

NCAA Final Four • Charlotte, N.C.

04/2 vs. Arizona	2/9	W	91	82
04/4 vs. Duke	2/6	W	76	72

*Southeastern Conference games

Lineup (most starts)	Name	Pts.	Rebs.	Ast.
6-2 Jr.	G Corey Beck	8.8	3.9	5.0
6-4 Jr.	G Clint McDaniel	8.1	2.8	
6-9 Jr.	C Dwight Stewart	8.0	5.0	
6-6 So.	F Scotty Thurman	15.9	4.5	
6-7 So.	F Corliss Williamson	20.4	7.7	

1994-95
32-7, 12-4 (T-1st West)
 • SEC WESTERN DIVISION CHAMPION •
 • NCAA FINAL FOUR •
 • NCAA NATIONAL RUNNER-UP •
Final Ranking: #2 (ESPN/USA Today) / #6 (AP & UPI)
Coach: Nolan Richardson

Date	Opponent	UA/Opp Rank	W/L	ARK OPP
------	----------	-------------	-----	---------

Tipoff Classic • Springfield, Mass.

11/25 vs. Massachusetts	1/3	L	80	104
-------------------------	-----	---	----	-----

BCA Classic • Memphis, Tenn.

11/27 vs. Georgetown	1/14	W	97	79
11/30 Jackson State	4/nr	W	103	87
12/03 at Missouri	4/nr	W	94	71
12/06 Centenary	3/nr	W	121	94
12/08 at SMU	3/nr	W	78	66
12/10 Murray State	3/nr	W	94	69
12/21 Florida A&M	3/nr	W	97	57
12/23 Tulsa	3/nr	W	82	63

Rainbow Classic • Honolulu, Hawaii

12/28 vs. Oklahoma	3/nr	W	86	84
12/29 vs. Cincinnati	3/20	W	84	75
12/30 vs. Iowa	3/nr	W	101	92
01/04 at Ole Miss *	3/nr	L	71	76
01/07 Tennessee *	3/nr	W	97	79
01/11 Mississippi State *	5/nr	W	79	74
01/14 at Auburn *	5/nr	L	90	104
01/18 Georgia *	9/nr	W	84	82
01/21 at South Carolina *	9/nr	W	88	73
01/24 Alabama *	9/nr	L	70	88
01/29 Kentucky *	9/5	W	94	92
01/31 LSU *	8/nr	W	105	81
02/04 at Mississippi State *	8/nr	L	62	83
02/09 Memphis	12/nr	W	88	87

02/11 at Vanderbilt *	12/nr	OT	W	97	94
02/15 at Alabama *	10/18	W	86	80	
02/18 Ole Miss *	10/nr	W	85	70	
02/22 at LSU *	8/nr	W	92	90	
02/25 Montevallyo	8/nr	W	122	64	
02/28 at Florida *	7/nr	W	94	85	
03/04 Auburn *	7/nr	W	68	66	

SEC Tournament • Atlanta, Ga.

03/10 vs. Vanderbilt	5/nr	W	73	72	
03/11 vs. Alabama	5/20	W	69	58	
03/12 vs. Kentucky	5/3	OT	L	93	95

NCAA Midwest Regional • Austin, Texas

03/17 vs. Texas Southern	6/nr	W	79	78	
03/19 vs. Syracuse	6/25	OT	W	96	94

NCAA Midwest Regional • Kansas City, Mo.

03/24 vs. Memphis	6/nr	OT	W	96	91
03/26 vs. Virginia	6/13	W	68	61	

NCAA Final Four • Seattle, Wash.

04/1 vs. North Carolina	6/4	W	75	68
04/3 vs. UCLA	6/1	L	78	89

*Southeastern Conference games

Lineup (most starts)	Name	Pts.	Rebs.	Ast.
6-2 Sr.	G Corey Beck	7.9	4.8	5.3
6-4 Sr.	G Clint McDaniel	11.5	3.1	
6-6 Jr.	F Scotty Thurman	15.4	3.9	
6-7 Jr.	F Corliss Williamson	19.7	7.5	
6-9 Sr.	C Dwight Stewart (tie)	7.3	4.7	
6-8 Sr.	F Elmer Martin (tie)	1.8	1.9	

1995-96
20-13, 9-7 (T-2nd West)
 • NCAA REGIONAL SEMIFINAL •
 • SWEET 16 •
Final Ranking: #18 (ESPN/USA Today)
Coach: Nolan Richardson

Date	Opponent	UA/Opp Rank	W/L	ARK OPP
------	----------	-------------	-----	---------

Preseason NIT • Fayetteville, Ark.

11/15 Louisiana-Monroe	16/nr	W	75	67
11/17 Arizona	16/19	L	73	83

Great Eight Tournament • Auburn Hills, Mich.

11/28 vs. Michigan State	25/nr	L	72	75
11/30 North Carolina A&T		W	103	49
12/02 Alcorn State		W	116	75
12/05 Missouri	nr/11	W	104	93
12/09 Cincinnati	nr/17	L	67	82
12/21 SMU		W	73	46
12/23 Tennessee State		W	86	67
12/30 Jackson State		W	86	77
01/03 Florida *		W	75	60
01/06 at Auburn *		L	76	101
01/10 at Ole Miss *		W	63	62
01/13 Vanderbilt *		L	73	80
01/18 at Memphis	nr/9	L	72	94
01/20 Mississippi State *	nr/21	W	80	68
01/23 at Alabama *		W	71	63
01/27 Oral Roberts		W	66	65
01/30 LSU *		W	76	68
02/03 South Carolina *		W	81	69
02/06 at Mississippi State *		L	63	78
02/11 at Kentucky *	nr/2	L	73	88
02/14 Ole Miss *		W	79	73
02/17 Auburn *		W	87	77
02/21 at Tennessee *		L	59	66
02/25 at Georgia *		L	59	71
02/28 Alabama *		L	89	99
03/02 at LSU *		W	94	79

SEC Tournament • New Orleans, La.

03/08 vs. South Carolina	W	80	58	
03/09 vs. Kentucky	nr/1	L	75	95

NCAA East Regional • Providence, R.I.

03/14 vs. Penn State	nr/18	W	86	80
03/16 vs. Marquette	nr/20	W	65	56

NCAA East Regional • Atlanta, Ga.

03/21 vs. Massachusetts	nr/1	L	63	79
-------------------------	------	---	----	----

*Southeastern Conference games

Lineup (most starts)	Name	Pts.	Rebs.	Ast.
6-2 Fr.	G Pat Bradley	10.2	2.0	
5-11 Fr.	G Kareem Reid	12.9	3.1	6.6
6-11 Jr.	C Darnell Robinson	12.7	7.0	
6-11 Jr.	C Lee Wilson	6.3	4.4	
6-8 Fr.	F Derek Hood	7.5	6.1	

1996-97
18-14, 8-8 (2nd West)
NIT FINAL FOUR
Coach: Nolan Richardson

Date	Opponent	UA/Opp Rank	W/L	ARK OPP	
11/22 Jackson State	16/nr	W	127	74	
11/27 at Oral Roberts	16/nr	L	81	86	
11/30 San Francisco	16/nr	W	77	63	
12/07 at Missouri	22/nr	W	80	76	
12/10 Troy State	20/nr	W	137	70	
12/19 McNeese State	19/nr	W	95	68	
12/21 Louisville	19/18	OT	L	88	91
12/28 Southern Utah	22/nr	W	92	52	
01/02 Ole Miss *		L	74	91	
01/05 at Florida *		L	62	75	
01/08 at Auburn *		W	56	55	
01/11 LSU *		W	82	57	
01/15 at Alabama *		W	72	68	
01/18 at Cincinnati	nr/4	L	57	92	
01/21 Mississippi State *		W	98	64	
01/26 Kentucky *	nr/3	L	73	83	
01/29 at Ole Miss *		L	52	71	
02/01 Memphis		W	79	63	
02/05 Tennessee *		W	77	54	
02/08 at Vanderbilt *		OT	L	83	87
02/11 Auburn *		W	75	42	
02/15 Georgia *		W	79	74	
02/18 at South Carolina *	nr/9	L	65	78	
02/23 at Mississippi State *		L	77	93	
02/26 Alabama *		W	73	53	
03/01 at LSU *		L	64	66	

SEC Tournament • Memphis, Tenn.

03/07 vs. Georgia	nr/24	L	63	65
-------------------	-------	---	----	----

Chase NIT

03/12 Northern Arizona	W	101	75	
03/17 Pittsburgh	W	76	71	
03/19 UNLV	W	86	73	

Chase NIT Final Four • New York, N.Y.

03/25 vs. Michigan	L	62	77	
03/27 vs. Connecticut	L	64	74	

*Southeastern Conference games

Lineup (most starts)	Name	Pts.	Rebs.	Ast.
6-5 Fr.	G Glendon Alexander	9.6	2.6	
6-2 So.	G Pat Bradley	14.4	2.3	
5-10 So.	G Kareem Reid	9.8	2.7	5.7
6-11 Sr.	C Lee Wilson	7.2	4.2	
6-8 So.	F Derek Hood	9.7	8.0	

1997-98
24-9, 11-5 (2nd West)
 • NCAA SECOND ROUND •
Final Ranking: #17 (AP) / #22 (ESPN/USA Today)
Coach: Nolan Richardson

Date	Opponent	UA/Opp Rank	W/L	ARK OPP
11/16 Northeastern Illinois		W	114	56
11/21 Jackson State		W	97	71
11/25 Oral Roberts		W	81	75

Premier Classic • Phoenix, Ariz.

11/29 vs. Fresno State	nr/12	W	70	69
12/02 Bethune-Cookman	18/nr	W	108	42
12/06 Missouri	18/nr	W	75	46
12/09 at Louisville	15/nr	W	100	83
12/18 Centenary	13/nr	W	61	48

Puerto Rico Classic • San Juan, P.R.

12/24 at American U-Puerto Rico	12/nr	L	59	64
12/25 vs. Murray State	12/nr	L	83	94
12/26 vs. Saint Louis	12/nr	W	78	70
12/31 Alabama State	23/nr	W	103	48
01/04 LSU *	23/nr	W	62	59
01/07 Mississippi State *	22/nr	W	83	70





RAZORBACK RECORDS • Year-By-Year Results

01/10	at Memphis	22/nr	W	75	72	
01/14	Florida *	22/nr	W	89	84	
01/17	at Kentucky *	22/6	OT	L	77	80
01/21	at Auburn *	18/nr	W	79	65	
01/24	Alabama *	18/nr	W	77	70	
01/28	at LSU *	15/nr	W	85	68	
01/31	at Mississippi State *	15/nr	W	76	73	
02/05	Ole Miss *	14/17	W	100	87	
02/07	Vanderbilt *	14/nr	W	93	83	
02/10	at Georgia *	12/nr	L	70	86	
02/14	at Tennessee *	12/nr	L	71	74	
02/18	South Carolina *	16/13	W	96	88	
02/21	Auburn *	16/nr	W	107	83	
02/25	at Ole Miss *	12/13	L	65	81	
02/28	at Alabama *	12/nr	L	63	65	

SEC Tournament • Atlanta, Ga.

03/06	vs. Tennessee	16/nr	W	102	96
03/07	vs. Kentucky	16/7	L	74	99

NCAA West Regional • Boise, Idaho

03/12	vs. Nebraska	17/nr	W	74	65
03/14	vs. Utah	17/7	L	69	75

*Southeastern Conference games

Lineup (most starts)	Name	Pts.	Rebs.	Ast.
5-10	Jr. G Kareem Reid	11.9	2.1	5.2
6-9	Sr. F Nick Davis	10.4	9.8	
6-8	Jr. F Derek Hood	8.4	6.1	
6-7	Sr. F Landis Williams	7.4	3.3	

1998-99 23-11, 9-7 (2nd West)

• NCAA SECOND ROUND •

Final Ranking: #17 (AP) / #25 (ESPN/USA Today)

Coach: Nolan Richardson

Date	Opponent	UA/Opp Rank	W/L	ARK OPP
11/15	Jackson State	19/nr	W	83 72
11/17	Alabama State	19/nr	W	73 43

Top of the World Classic • Fairbanks, Alaska

11/20	vs. Virginia	19/nr	W	85	83
11/21	vs. New Mexico State	19/nr	W	66	60
11/22	vs. Villanova	19/nr	L	63	76
11/28	Louisiana-Monroe	21/nr	W	92	70
12/05	at Oklahoma	19/nr	L	57	87
12/07	Western Carolina	19/nr	W	90	54
12/16	Southeastern Louisiana	20/nr	W	95	57
12/19	Memphis	20/nr	W	99	74
12/23	at Wake Forest	19/nr	W	75	59
12/30	North Texas	20/nr	W	100	77
01/02	at LSU *	20/nr	W	80	75
01/06	at Auburn *	18/14	L	66	83
01/09	Ole Miss *	18/nr	L	65	76
01/13	at Mississippi State *	24/nr	W	61	59
01/16	Georgia *	24/nr	W	82	79
01/20	Alabama *	22/nr	L	60	67
01/23	Providence	22/nr	W	118	79
01/27	LSU *	21/nr	W	86	64
01/30	at Ole Miss *	21/nr	L	81	89
02/02	Tennessee *	23/nr	W	69	52
02/06	at Vanderbilt *	23/nr	L	69	73
02/10	at South Carolina *		W	72	66
02/13	Mississippi State *		W	82	62
02/16	at Florida *	nr/23	L	61	74
02/20	Kentucky *	nr/6	W	74	70
02/24	Auburn *	nr/2	W	104	88
02/27	at Alabama *		L	79	84

SEC Tournament • Atlanta, Ga.

03/05	vs. Florida	22/21	W	75	74	
03/06	vs. Mississippi State	22/nr	OT	W	84	79
03/07	vs. Kentucky	22/14	L	63	76	

NCAA West Regional • Denver, Colo.

03/11	vs. Siena	17/nr	W	94	80
03/13	vs. Iowa	17/21	L	72	82

*Southeastern Conference games

Lineup (most starts)	Name	Pts.	Rebs.	Ast.
6-2	Sr. G Pat Bradley	14.1	2.5	
5-11	Sr. G Kareem Reid	10.4	2.5	5.3
6-5	Jr. G Chris Walker (tie)	7.1	3.9	
6-8	Sr. F Derek Hood	12.4	10.3	
6-8	Fr. F Chris Jefferies	7.7	3.9	
7-0	So. C Jason Jennings (tie)	4.3	2.7	

1999-00 19-15, 7-9 (3rd West) • SEC TOURNAMENT CHAMPION • • NCAA FIRST ROUND • Coach: Nolan Richardson

Date	Opponent	UA/Opp Rank	W/L	ARK OPP
11/22	Texas-Arlington		OT	W 102 95

Big Island Invitational • Hilo, Hawaii

11/26	vs. Mercer		W	71	54
11/27	vs. Iowa State		L	71	77
11/28	vs. Santa Clara		W	79	60
12/04	Jackson State		W	98	60
12/07	Oklahoma		L	52	66
12/15	vs. Texas-Pan American @ NLR		W	70	56
12/18	Mercer		W	85	60
12/20	Wake Forest	nr/25	L	64	70
12/23	at Providence		L	81	87
12/28	Alcorn State		W	102	59
12/30	vs. Centenary @ NLR		W	73	55
01/03	at Memphis		L	71	76
01/05	Ole Miss *		W	71	64
01/08	South Carolina *		L	65	76
01/12	at Georgia *		W	74	54
01/19	at Alabama *		L	64	73
01/22	Mississippi State *		W	83	73
01/26	at LSU *		L	75	96
02/02	at Ole Miss *		L	82	87
02/05	at Auburn *	nr/10	L	55	73
02/09	Alabama *		W	81	66
02/12	at Mississippi State *		W	87	81
02/15	Florida *	nr/11	L	71	80
02/19	LSU *	nr/16	L	67	78
02/23	Vanderbilt *	nr/24	W	78	63
02/26	at Kentucky *	nr/18	L	55	60
03/01	at Tennessee *	nr/11	L	66	73
03/05	Auburn *	nr/19	W	64	55

SEC Tournament • Atlanta, Ga.

03/09	vs. Georgia		W	71	64
03/10	vs. Kentucky	nr/16	W	86	72
03/11	vs. LSU	nr/10	W	69	67
03/12	vs. Auburn		W	75	67

NCAA South Regional • Nashville, Tenn.

03/17	vs. Miami (Fla.)	nr/23	L	71	75
-------	------------------	-------	---	----	----

*Southeastern Conference games

Lineup (most starts)	Name	Pts.	Rebs.	Ast.
6-1	So. G Brandon Dean	8.5	2.0	
6-4	So. G Teddy Gipson (tie)	8.7	2.5	
6-5	Sr. G Chris Walker	10.8	4.5	
6-8	Fr. G/F Joe Johnson	16.0	5.7	2.2
6-7	Fr. F Alonzo Lane	7.9	4.1	
6-8	Fr. F Carl Baker	4.4	4.2	

2000-01 20-11, 10-6 (2nd West) • NCAA First Round • Coach: Nolan Richardson

Date	Opponent	UA/Opp Rank	W/L	ARK OPP		
11/17	Tennessee State	15/nr	W	90	68	
11/18	Southern Miss	15/nr	L	54	63	
11/22	Jackson State	24/nr	W	107	78	
11/25	Louisiana-Monroe	24/nr	W	99	59	
11/28	Centenary	25/nr	W	88	57	
12/02	Memphis	25/nr	W	74	68	
12/05	North Texas	21/nr	W	97	77	
12/09	vs. Oklahoma State @ Tulsa	21/nr	L	73	74	
12/20	Northwestern (La.) State	25/nr	W	115	47	
12/23	at Oklahoma	25/18	OT	L	79	88
12/30	Grambling State		W	121	66	
01/02	Maryland-Eastern Shore		W	100	40	
01/06	at Mississippi State *		L	73	87	
01/10	Ole Miss *	nr/20	L	48	53	
01/13	at Vanderbilt *		L	64	81	
01/17	Auburn *		W	82	72	
01/20	Alabama *	nr/15	W	87	58	
01/27	at LSU *		W	59	52	
01/31	at Ole Miss *		L	73	84	

John Thompson Foundation Classic • Fayetteville, Ark.

11/17	Tennessee State	15/nr	W	90	68	
11/18	Southern Miss	15/nr	L	54	63	
11/22	Jackson State	24/nr	W	107	78	
11/25	Louisiana-Monroe	24/nr	W	99	59	
11/28	Centenary	25/nr	W	88	57	
12/02	Memphis	25/nr	W	74	68	
12/05	North Texas	21/nr	W	97	77	
12/09	vs. Oklahoma State @ Tulsa	21/nr	L	73	74	
12/20	Northwestern (La.) State	25/nr	W	115	47	
12/23	at Oklahoma	25/18	OT	L	79	88
12/30	Grambling State		W	121	66	
01/02	Maryland-Eastern Shore		W	100	40	
01/06	at Mississippi State *		L	73	87	
01/10	Ole Miss *	nr/20	L	48	53	
01/13	at Vanderbilt *		L	64	81	
01/17	Auburn *		W	82	72	
01/20	Alabama *	nr/15	W	87	58	
01/27	at LSU *		W	59	52	
01/31	at Ole Miss *		L	73	84	

02/03	Mississippi State *		W	83	72	
02/07	Tennessee *	nr/10	OT	W	82	77
02/10	at Florida *	nr/8	L	63	73	
02/14	at Auburn *		L	63	71	
02/17	LSU *		W	87	70	
02/20	at South Carolina *		W	69	67	
02/25	Kentucky *	nr/13	W	82	78	
02/28	at Alabama *	nr/20	W	66	63	
03/03	Georgia *		W	82	67	

SEC Tournament • Nashville, Tenn.

03/09	vs. LSU		W	77	72
03/10	vs. Kentucky	nr/15	L	78	87

NCAA West Regional • Boise, Idaho

03/15	Georgetown	nr/21	N	L	61	63
-------	------------	-------	---	---	----	----

*Southeastern Conference games

Lineup (most starts)	Name	Pts.	Rebs.	Ast.
6-4	Jr. G Teddy Gipson	8.1	2.1	
6-2	Jr. G Jannero Pargo	12.3	2.1	
6-8	So. F/F Joe Johnson	14.2	6.4	2.6
6-8	So. F Carl Baker	5.2	4.0	
6-9	So. F Larry Satchell	3.7	3.5	

2001-02 14-15, 6-10 (T-4th West) Coach: Nolan Richardson

Date	Opponent	UA/Opp Rank	W/L	ARK OPP	
11/12	Maine		W	64	47
11/16	Wake Forest		L	71	76
11/18	Oral Roberts		W	71	57
11/28	at Tulsa		W	79	75
11/30	Oklahoma		L	54	69
12/04	Texas State		W	90	68
12/08	vs. Illinois @ (Chi. United Ctr)	nr/5	L	91	94
12/10	UNC Greensboro		W	89	74

Preseason NIT • Fayetteville, Ark.

11/12	Maine		W	64	47
11/16	Wake Forest		L	71	76
11/18	Oral Roberts		W	71	57
11/28	at Tulsa		W	79	75
11/30	Oklahoma		L	54	69
12/04	Texas State		W	90	68
12/08	vs. Illinois @ (Chi. United Ctr)	nr/5	L	91	94
12/10	UNC Greensboro		W	89	74

12/20	UT Chattanooga		W	98	84	
12/22	vs. Oklahoma State @ NLR	nr/6	L	76	85	
12/29	Elon		W	96	52	
01/02	at Memphis		W	90	73	
01/05	at Auburn *		W	83	77	
01/08	Mississippi State *	nr/22	W	75	64	
01/13	at LSU *		L	69	75	
01/16	South Carolina *		L	60	62	
01/19	Ole Miss *		L	64	70	
01/23	at Georgia *!	nr/15	L	67	81	
01/26	Florida *	nr/5	OT	W	94	92
01/30	at Alabama *	nr/7	L	94	109	
02/02	Auburn *		W	62	60	
02/09	at Ole Miss *		L	67	79	
02/13	at Tennessee *		L	53	64	
02/16	LSU *		L	63	67	
02/20	Alabama *	nr/5	W	67	59	
02/23	at Kentucky *	nr/12	L	58	71	
02/27	at Mississippi State *		L	83	89	
03/02	Vanderbilt * #		W	81	67	

SEC Tournament • Atlanta, Ga.

2002-03

9-19, 4-12 (T-5th West)
Coach: Stan Heath

Date	Opponent	UA/Opp Rank	W/L	ARK	OPP
11/22	Jackson State		W	81	44
11/26	at Oral Roberts		L	64	76
11/30	Tulsa	nr/22	L	60	61
12/03	Troy State		L	66	74
12/07	vs. Illinois @ NLR	nr/25	L	58	62
12/10	Louisiana Tech		W	72	60
12/18	Sam Houston State		W	78	67
12/21	Texas State		W	70	60
12/28	Centenary		W	75	51
12/30	at Oklahoma State		L	45	71
01/02	Memphis		L	67	72
01/08	at Alabama *	nr/4	L	51	61
01/11	Auburn *		L	37	52
01/18	Georgia * †	nr/20	L	64	81
01/22	LSU *		W	73	65
01/25	at Ole Miss *		L	54	73
02/01	at Florida *	nr/4	L	66	77
02/05	Alabama *	nr/22	W	81	70
02/08	at Mississippi State *	nr/23	L	54	84
02/12	Tennessee *		L	62	70
02/15	at South Carolina *		L	65	72
02/19	Kentucky *	nr/2	L	50	66
02/22	at LSU *		L	56	75
02/26	Vanderbilt *		W	60	50
03/01	Mississippi State *	nr/20	W	53	51
03/05	at Auburn *		L	54	69
03/08	Ole Miss *		L	54	64

SEC Tournament • New Orleans, La.

03/13	vs. LSU		L	56	85
-------	---------	--	---	----	----

*Southeastern Conference games

† Georgia's victory vacated by the NCAA

Lineup (most starts)	Name	Pts.	Rebs.	Ast.
6-1 Fr. G	Eric Ferguson	10.9	3.1	3.3
6-4 Fr. G/F	Jonathon Modica	11.5	4.5	
6-8 Sr. F	Carl Baker	3.3	4.1	
6-7 Sr. F	Alonzo Lane	4.0	2.9	
6-8 Sr. F	Dionisio Gomez	8.3	6.6	

Lineup (most starts)	Name	Pts.	Rebs.	Ast.
6-1 So. G	Eric Ferguson	8.1	2.6	2.8
6-7 Fr. G/F	Ronnie Brewer	12.2	5.5	3.4
6-4 So. F	Jonathon Modica	16.5	4.5	
6-8 Sr. F	Billy Pharis	5.5	2.9	
6-5 Fr. F	Olu Famutimi	7.0	3.5	

2004-05

18-12, 6-10 (4th West)
Coach: Stan Heath

Date	Opponent	UA/Opp Rank	W/L	ARK	OPP
Paradise Jam • St. Thomas, U.S. Virgin Islands					
11/19	vs. Winthrop		W	72	49
11/21	vs. Troy		W	89	54
11/22	vs. Eastern Michigan		W	82	64
11/27	Gardner Webb		W	79	63
11/30	Tulsa		W	85	73
12/04	vs. Illinois @ NLR	nr/3	L	60	72
12/07	at Missouri		W	62	52
12/16	Tennessee State		W	96	68
12/18	Prairie View A&M		W	102	50
12/20	Lipscomb		W	83	54
12/23	Hartford		W	87	55
12/29	Jacksonville State		W	73	67
12/31	Louisiana-Monroe		W	85	43
01/05	Ole Miss *		W	69	46
01/08	at Florida *		L	74	82
01/11	Alabama *	nr/21	L	61	64
01/15	at Mississippi State *	nr/11	L	55	80
01/19	at LSU *	OT	L	63	66
01/22	Auburn *		W	95	59
01/29	Kentucky *	nr/6	L	67	68
02/02	at South Carolina *		L	52	64
02/05	at Ole Miss *		W	66	65
02/09	Georgia *		W	62	47
02/12	LSU *		W	65	62
02/16	at Alabama *	nr/16	L	63	72
02/19	at Vanderbilt *		L	65	79
02/26	Tennessee *		W	70	68
03/01	Mississippi State *		L	55	57
03/05	at Auburn *		L	64	77

SEC Tournament - Atlanta, Ga.

03/10	vs. Tennessee		L	46	65
-------	---------------	--	---	----	----

*Southeastern Conference games

Lineup (most starts)	Name	Pts.	Rebs.	Ast.
6-1 Jr. G	Eric Ferguson	8.8	2.7	4.3
6-7 So. G	Ronnie Brewer	16.2	4.8	3.4
7-0 Fr. C	Steven Hill	2.3	2.3	1.8 blk
6-7 Fr. F	Charles Thomas	5.5	2.7	
6-5 So. F	Olu Famutimi	9.4	4.2	

2005-06

22-10, 10-6 (T-2nd West)
• NCAA FIRST ROUND •
Coach: Stan Heath

Date	Opponent	UA/Opp Rank	W/L	ARK	OPP
11/18	Portland State		W	107	69
Maui Invitational • Maui, Hawaii					
11/21	vs. Connecticut	nr/3	L	68	77
11/22	vs. Kansas		W	65	64
11/23	vs. Maryland	nr/23	L	62	75
11/26	Radford		W	75	55
11/30	Southern Miss		W	77	35
12/02	Missouri		W	66	63
12/06	Texas State		W	73	67
12/15	Missouri State		W	79	75
12/17	vs. Rice @ NLR		W	80	61
12/21	vs. Texas Tech @ Dallas		W	78	65
12/30	Texas-Pan American		W	66	38
01/01	Western Illinois		W	83	54
01/07	at Mississippi State *		L	67	69
01/11	LSU *		L	58	63
01/14	Vanderbilt *		W	78	66
01/18	at Alabama *	OT	L	75	78
01/21	at Auburn *		W	68	52
01/25	Ole Miss *		W	71	58
01/29	at Kentucky *		L	76	78



Patrick Beverley was named the SEC Freshman (Coaches) and Newcomer (Media) of the Year in 2007 and added second team All-SEC honors.

02/04	South Carolina *	W	73	59		
02/08	at LSU *	L	77	78		
02/11	Auburn *	W	84	64		
02/15	at Ole Miss *	L	70	73		
02/18	Florida*	nr/10	OT	W	85	81
02/21	Alabama*	W	65	63		
02/25	at Tennessee*	nr/10	W	73	69	
03/01	Mississippi State*	W	80	70		
03/05	at Georgia*	W	74	57		

SEC Tournament - Nashville, Tenn.

03/10	vs. Georgia	W	80	67	
03/11	vs. Florida	nr/16	L	71	74

NCAA Oakland Regional - Dallas, Texas

03/17	vs. Bucknell	L	55	59
-------	--------------	---	----	----

Lineup (most starts)	Name	Pts.	Rebs.	Ast.
6-5 Sr. G	Dontell Jefferson	3.2	3.1	4.4
6-7 Jr. G	Ronnie Brewer	18.4	4.8	3.3
6-5 Sr. G	Jonathon Modica	16.1	4.0	
7-0 So. C	Steven Hill	3.0	3.5	2.8 blk
6-8 So. F	Charles Thomas	9.7	5.0	

2006-07

21-14, 7-9 (T-3rd West)
• NCAA FIRST ROUND •
Coach: Stan Heath

Date	Opponent	UA/Opp Rank	W/L	ARK	OPP
11/10	Southeast Missouri State		W	92	52
11/18	Stephen F. Austin		W	70	59
Old Spice Classic • Orlando, Fla.					
11/23	vs. Southern Illinois	OT	W	61	53
11/24	vs. Marist		W	73	64
11/26	vs. West Virginia		W	71	64
11/30	at Missouri		L	64	86
12/02	Missouri-Kansas City		W	71	61
12/05	Central Michigan		W	75	59

12/14	Oakland	W	91	57	
12/16	vs. Texas Tech @ NLR	L	56	71	
12/20	at Texas	L	76	80	
12/22	Oral Roberts	W	68	56	
12/30	Louisiana Tech	W	80	50	
01/02	Tulsa	W	68	59	
01/06	Alabama *	nr/8	W	88	61
01/09	at Florida *	nr/2	L	72	79
01/13	at Ole Miss *		L	72	74
01/17	Georgia *		L	64	67
01/20	LSU *	nr/16	W	72	52
01/24	at South Carolina *		L	60	66
01/27	at Alabama *	nr/12	W	63	57
02/03	Kentucky *	nr/24	L	74	82
02/07	Auburn *		W	65	57
02/10	at LSU *		L	67	71
02/14	at Mississippi State *		L	60	84
02/17	Ole Miss *		W	83	66
02/21	at Auburn *		L	59	67
02/24	Tennessee *		L	72	83
02/28	Mississippi State *		W	67	58
03/03	at Vanderbilt *	nr/19	W	82	67

SEC Tournament - Atlanta, Ga.

03/08	vs. South Carolina	W	82	52	
03/09	vs. Vanderbilt	W	72	71	
03/10	vs. Mississippi State	W	81	72	
03/11	vs. Florida	nr/6	L	56	77

NCAA East Regional - Spokane, Wash.

03/16	vs. Southern California	nr/23	L	60	77
-------	-------------------------	-------	---	----	----

*Southeastern Conference games

Lineup (most starts)	Name	Pts.	Rebs.	Ast.
6-0 Jr. G	Gary Ervin	9.9	3.6	4.8
6-1 Fr. G	Patrick Beverley	13.9	4.5	3.1
7-0 Jr. C	Steven Hill	6.2	4.4	2.8 blk
6-8 Jr. F	Charles Thomas	10.7	5.7	
6-6 Jr. F	Sonny Weems	11.8	4.8	2.1

2003-04

12-16, 4-12 (6th West)
Coach: Stan Heath

Date	Opponent	UA/Opp Rank	W/L	ARK	OPP
11/21	Nicholls State		W	89	60
11/25	Grambling State		W	64	46
11/29	vs. Jacksonville @ NLR		W	85	65
12/03	Oral Roberts		W	77	71
12/06	vs. Illinois @ Chi. United Ctr	nr/11	L	61	84
12/09	Southeast Missouri State		W	78	68
12/17	Louisiana Tech		W	68	56
12/20	Oklahoma State		L	58	73
12/22	Western Carolina	OT	L	59	62
12/30	at Tulsa		W	81	74
01/03	North Texas		W	96	61
01/06	LSU *		L	55	66
01/10	at Mississippi State *	nr/22	L	62	80
01/14	at Alabama *		L	65	81
01/17	Ole Miss *		W	86	78
01/21	at Auburn *		L	63	70
01/24	Vanderbilt *	nr/22	W	70	62
01/31	at Georgia *		L	50	71
02/04	Auburn *		W	74	52
02/07	at LSU *		L	52	65
02/11	at Tennessee *		L	65	69
02/14	Mississippi State *	nr/6	L	70	77
02/18	at Kentucky *	nr/9	L	56	73
02/21	South Carolina *	nr/25	W	82	66
02/28	Florida *		L	68	73
03/03	Alabama *	OT	L	68	72
03/06	at Ole Miss *		L	45	55

SEC Tournament • Atlanta, Ga.

03/11	South Carolina	N	L	81	91
-------	----------------	---	---	----	----

*Southeastern Conference games



Bobby Portis recorded a double-double (15 points and 13 rebounds) in leading Arkansas to a 56-53 win over Wofford in the 2015 NCAA Tournament.

2007-08 23-12, 9-7 (2nd West) NCAA SECOND ROUND Coach: John Pelphey

Date	Opponent	UA/Opp Rank	W/L	ARK	OPP
11/9	Wofford	19/nr	W	67	45
O'Reilly Auto Parts ESPNU Tip-Off - San Juan, P.R.					
11/15	vs. College of Charleston	18/nr	W	75	49
11/16	vs. Providence	18/nr	L	51	67
11/18	vs. Virginia Commonwealth	18/nr	W	70	60
11/24	Delaware State		W	89	67
11/28	Missouri		W	94	91
12/01	Oral Roberts		W	62	51
12/03	Missouri State		W	70	51
12/12	Texas-San Antonio		W	67	42
12/15	at Oklahoma		L	72	83
12/19	Northwestern State		W	90	59
12/22	vs. Appalachian State @ NLR		L	67	74
12/29	Louisiana-Monroe		W	85	60
01/05	vs. Baylor @ Dallas		W	85	78
01/10	at Auburn *		W	76	70
01/13	Alabama *	OT W	71	67	
01/16	South Carolina *		L	66	70
01/19	at Georgia *		L	69	82
01/26	at LSU *		W	68	52
01/30	Mississippi State *	nr/25*	W	78	58
02/02	Florida *	nr/20	W	80	61
02/09	Ole Miss *		W	75	69
02/13	at Tennessee *	nr/4	L	71	93
02/16	at Mississippi State *		L	74	80
02/20	LSU *		W	87	61
02/23	at Kentucky *		L	58	63
02/27	at Alabama *		L	56	59
03/01	Vanderbilt *	nr/18	W	78	73
03/04	at Ole Miss *		L	72	81
03/08	Auburn *		W	77	64

SEC Tournament - Atlanta, Ga.

03/14	vs. Vanderbilt	nr/18	W	81	75
03/15	vs. Tennessee (@ Ga. Tech)	nr/4	W	92	91
03/16	vs. Georgia (@ Ga. Tech)		L	57	66

NCAA Tournament - Raleigh, N.C.

03/21	vs. Indiana	nr/24*	W	86	72
03/23	vs. North Carolina	nr/1	L	77	108

*Southeastern Conference games

^ USA Today/ESPN Coaches Poll

Lineup (most starts)	Name	Pts.	Rebs.	Ast.
6-2 So. G	Stefan Welsh	5.3	1.4	2.1
6-1 So. G	Patrick Beverley	12.1	6.6	2.4
7-0 Sr. C	Steven Hill	4.2	2.9	2.1 blk
6-8 Sr. F	Charles Thomas	9.2	4.5	
6-6 Sr. F	Sonny Weems	15.0	4.5	2.6

2008-09 14-16, 2-14 (6th West) Coach: John Pelphey

Date	Opponent	UA/Opp Rank	W/L	ARK	OPP
11/14	Southeastern Louisiana	OT W	91	87	
11/20	Cal-Davis		W	68	59
11/22	at Missouri State		L	57	62
11/26	at South Alabama		W	79	77
11/29	Florida A&M		W	86	61
12/03	Texas Southern		W	80	61
12/10	North Carolina Central		W	98	70
Jim Thorpe Classic					
12/17	Austin Peay		W	89	80
12/20	Stephen F. Austin		W	67	51
12/27	Northwestern State		W	95	56
12/30	Oklahoma	nr/4	W	96	88
01/03	vs. North Texas @ NLR		W	86	75
01/06	Texas	nr/7	W	67	61
01/10	Mississippi State *		L	56	70
01/14	at Ole Miss *		L	65	74
01/17	at Florida *		L	65	80
01/24	Auburn *		L	51	73
01/29	Alabama *		W	89	80
01/31	at LSU *		L	69	79
02/04	Tennessee *		L	72	74
02/07	at Mississippi State *		L	77	86
02/11	at Auburn *		L	62	75
02/14	Kentucky *		L	63	79
02/18	LSU *		L	69	72
02/21	at South Carolina *	OT	L	78	82
02/25	at Alabama *		L	67	88
03/01	Georgia *		W	89	67
03/04	Ole Miss *	OT	L	91	98
03/08	at Vanderbilt *		L	58	75

SEC Tournament - Tampa, Fla.

03/12	vs. Florida		L	58	75
-------	-------------	--	---	----	----

*Southeastern Conference games

Lineup (most starts)	Name	Pts.	Rebs.	Ast.
5-11 Fr. G	Courtney Fortson	14.8	5.5	5.9
6-0 Fr. G	Rotnei Clarke	12.2	1.9	
6-3 Jr. G	Stefan Welsh	11.5	2.9	2.1
6-9 Jr. F	Michael Washington	15.5	9.8	
6-8 Fr. F	Michael Sanchez	5.9	4.9	

2009-10 14-18, 7-9 (3rd West) Coach: John Pelphey

Date	Opponent	UA/Opp Rank	W/L	ARK	OPP
11/13	Alcorn State		W	130	68
Hall of Fame Showcase					
11/17	vs. Louisville @ STL	nr/20	L	66	96
11/20	Appalachian State	OT W	81	72	
11/24	Morgan State		L	94	97
11/27	East Tennessee State		L	85	94
11/29	South Alabama		L	61	74
12/02	at Oklahoma		L	47	67
12/05	Mississippi Valley State		W	91	54
12/07	Delaware State		W	71	53
12/16	Alabama State		W	76	51
12/19	Stephen F. Austin		W	72	69
12/22	Missouri State	OT W	66	62	
12/30	vs. Baylor @ NLR		L	47	70
01/02	UAB	nr/24	L	72	73
01/05	Texas	nr/2	L	85	96
01/14	at Mississippi State *		L	80	82
01/16	Alabama *		W	71	59
01/21	Florida *		L	66	71
01/23	at Kentucky *	nr/2	L	70	101
01/28	Mississippi State *		W	67	62
01/31	at Ole Miss *	nr/18	W	80	73
02/03	at Georgia *		W	72	68
02/06	Auburn *	OT W	82	79	
02/10	LSU *		W	87	52
02/13	at Alabama *		L	68	73
02/17	South Carolina *		W	92	79
02/20	at Auburn *		L	83	92
02/24	at LSU *		L	54	64
02/27	Vanderbilt *	nr/16	L	72	89
03/03	at Tennessee *	nr/16	L	73	80
03/06	Ole Miss *		L	66	68

SEC Tournament - Nashville, Tenn.

03/11	vs. Georgia		L	64	77
-------	-------------	--	---	----	----

*Southeastern Conference games

Lineup (most starts)	Name	Pts.	Rebs.	Ast.
5-11 So. G	Courtney Fortson	17.9	5.2	5.7
6-0 So. G	Rotnei Clarke	15.1	2.4	
6-3 Jr. G	Marcus Britt	3.9	2.7	
6-9 Sr. F	Mike Washington	12.5	6.1	
6-7 Fr. F	Marshawn Powell	14.9	6.7	

2010-11 18-13, 7-9 (T-3rd West) Coach: John Pelphey

Date	Opponent	UA/Opp Rank	W/L	ARK	OPP	
Razorback Showcase						
11/18	Grambling State		W	75	52	
11/22	Florida Gulf Coast		W	90	47	
11/24	Southeast Missouri State		W	66	56	
11/26	vs. UAB @ NLR	OT	L	65	70	
12/01	Oklahoma		W	84	74	
12/04	Troy		W	75	60	
SEC/Big East Invitational - Louisville, Ky.						
12/08	vs. Seton Hall		W	71	62	
12/15	Mississippi Valley State		W	87	64	
12/18	vs. Texas A&M @ Dallas	nr/25	OT	L	62	71
12/22	Texas Southern		W	67	59	
12/29	North Carolina A&T		W	87	59	
12/31	Texas-Arlington		W	87	74	
01/04	at Texas	nr/12	L	46	79	
01/08	Tennessee *		W	68	65	
01/12	at LSU *		L	53	56	
01/15	Alabama *		W	70	65	
01/19	at South Carolina *		L	74	81	
01/22	at Florida *		L	43	75	
01/25	Auburn *		W	73	64	
01/29	at Vanderbilt *	nr/19	W	89	78	
02/02	Georgia *		L	59	60	
02/05	Ole Miss *		L	60	69	
02/09	at Mississippi State *		L	56	67	
02/12	LSU *		W	80	61	
02/16	Florida A&M		W	94	55	

02/19	at Alabama *		L	56	69
02/23	Kentucky *	nr/22	OT W	77	76
02/26	at Auburn *		W	57	55
03/02	Mississippi State *		L	78	88
03/05	at Ole Miss *		L	74	84

SEC Tournament - Atlanta, Ga.

03/10	vs. Tennessee		L	68	74
-------	---------------	--	---	----	----

*Southeastern Conference games

Lineup (most starts)	Name	Pts.	Rebs.	Ast.
6-0 Jr. G	Jeff Peterson	6.3	2.2	2.4
6-0 Jr. G	Rotnei Clarke	15.2	3.0	
6-3 Sr. G	Marcus Britt	5.3	2.1	
6-9 Sr. F	Delvon Johnson	9.6	7.2	
6-7 So. F	Marshawn Powell	10.8	4.5	

2011-12 18-14, 6-10 (9th) Coach: Mike Anderson

Date	Opponent	UA/Opp Rank	W/L	ARK	OPP
11/11	USC Upstate		W	83	63
Southwest Showcase					
11/16	Oakland		W	91	68
11/18	vs. Houston @ NLR		L	78	87
11/22	Utah Valley		W	67	59
11/26	Grambling State		W	86	44
11/30	Mississippi Valley State		W	97	64
12/03	at Connecticut	nr/8	L	62	75
12/10	at Oklahoma		L	63	78
12/17	Southeastern Louisiana		W	62	55
12/20	Eastern Kentucky		W	71	57
12/22	Louisiana Tech		W	77	63
12/28	Charlotte		W	80	67
12/30	Texas Southern		W	77	49
01/03	Savannah State		W	83	66
01/07	Mississippi State *	nr/15	W	98	88
01/11	at Ole Miss *		L	63	71
01/14	LSU *		W	69	60
01/17	at Kentucky *	nr/2	L	63	86
01/21	Michigan	nr/20	W	66	64
01/25	Auburn *		W	56	53
01/28	at Alabama *		L	66	72
01/31	Vanderbilt *	nr/25	W	82	74
02/04	at LSU *		L	65	71
02/08	at Georgia *		L	59	81
02/11	South Carolina *		W	76	65
02/15	at Tennessee *		L	58	71
02/18	Florida *	nr/14	L	68	98
02/23	Alabama *		L	68	79
02/25	at Auburn *		W	77	71
02/28	Ole Miss *		L	75	77
03/03	at Mississippi State *		L	59	79

SEC Tournament - New Orleans, La.

||
||
||



2014-15 27-9, 13-5 (2nd) • NCAA THIRD ROUND • Final Ranking: #21 (AP) / #20 (ESPN/USA Today) Coach: Mike Anderson

12/29	Northwestern State	W	79	61	
01/05	Delaware State	W	86	51	
01/09	at Texas A&M *	L	51	69	
01/12	Vanderbilt *	W	56	33	
01/16	Auburn *	2OT	W	88	80
01/19	at Ole Miss *	L	64	76	
01/23	Mississippi State *	W	96	70	
01/26	at South Carolina *	L	54	75	
01/31	at Alabama *	L	56	59	
02/02	Tennessee *	W	73	60	
02/05	Florida *	nr/2	W	80	69
02/09	at Vanderbilt *	L	49	67	
02/13	at Auburn *	W	83	75	
02/16	Missouri *	W	73	71	
02/21	Georgia *	W	62	60	
02/23	at Florida *	nr/5	L	54	71
02/27	at LSU *	L	60	65	
03/02	Kentucky *	W	73	60	
03/05	at Missouri *	L	63	93	
03/09	Texas A&M *	W	73	62	

SEC Tournament - Nashville, Tenn.

03/14	vs. Vanderbilt	L	72	75	
*Southeastern Conference games					
Lineup (most starts) Name Pts. Rebs. Ast.					
6-3	So. G	BJ Young	15.2	3.5	3.4
6-2	Jr. G	Mardracus Wade	6.5	1.5	
6-3	Jr. G	Rickey Scott	4.3	2.0	1.4
6-7	Jr. F	Marshawn Powell	14.5	5.4	
6-10	So. F	Hunter Mickelson	5.4	3.5	

2013-14 22-12, 10-8 (5th) • NIT SECOND ROUND • Coach: Mike Anderson

Date	Opponent	UA/Opp Rank	W/L	ARK OPP	
11/8	SIU-Edwardsville		W	99 65	
11/15	Louisiana-Lafayette		W	76 63	
11/18	SMU		W	89 78	
EA SPORTS Maui Invitational • Maui, Hawaii					
11/25	vs. California		L	77 85	
11/26	vs. Minnesota		W	87 73	
11/27	vs. Gonzaga	nr/11	L	81 91	
12/03	Southeastern Louisiana		W	111 65	
12/07	Clemson		W	74 68	
12/12	Savannah State		W	72 43	
12/19	Tennessee-Martin		W	102 56	
12/21	vs. South Alabama @ NLR		W	72 60	
12/28	High Point		W	89 48	
01/04	Texas-San Antonio		W	104 71	
01/08	at Texas A&M *		L	53 69	
01/11	Florida *	nr/10	OT	L	82 84
01/14	Kentucky *	nr/13	OT	W	85 87
01/18	at Georgia *	OT	L	61 66	
01/22	at Tennessee *		L	74 81	
01/25	Auburn *		W	86 67	
01/28	Missouri *		L	71 75	
02/01	at LSU *		L	74 88	
02/05	Alabama *		W	65 58	
02/08	at Vanderbilt *		W	77 75	
02/13	at Missouri *		L	85 86	
02/15	LSU *		W	81 70	
02/19	South Carolina *		W	71 64	
02/22	at Mississippi State *		W	73 69	
02/27	at Kentucky *	nr/17	OT	W	71 67
03/01	Georgia *		W	87 75	
03/05	Ole Miss *		W	110 80	
03/08	at Alabama *		L	58 83	

SEC Tournament - Atlanta, Ga.

03/13	vs. South Carolina	L	69	71
NIT First Round				
03/18	Indiana State	W	91	71
NIT Second Round				
03/24	at California	L	64	75
*Southeastern Conference games				

Lineup (most starts) Name Pts. Rebs. Ast.					
6-2	Sr. G	Fred Gullely III	3.9	1.8	1.9
6-5	Jr. G	Rashad Madden	12.7	2.8	2.7
6-6	So. G	Michael Qualls	11.6	4.5	1.9
6-7	Sr. F	Coty Clarke	9.4	5.6	2.4
6-10	Fr. F	Bobby Portis	12.3	6.8	1.5

Date	Opponent	UA/Opp Rank	W/L	ARK OPP
11/16	Alabama State		W	97 79
11/19	Wake Forest		W	83 53
11/21	Delaware State		W	99 71
11/25	at SMU		W	78 72
11/28	North Texas	25/nr	W	89 73
11/30	Iona	25/nr	W	94 77

SEC/Big 12 Challenge

12/04	at Iowa State	18/20	L	77 95	
12/07	at Clemson	18/nr	OT	L	65 68
12/13	Dayton		W	69 55	
12/20	vs. Southeast Missouri St. @NLR		W	84 67	
12/22	Milwaukee		W	84 54	
12/28	Northwestern State		W	100 92	
01/03	Utah Valley		W	79 46	
01/06	at Georgia *	23/nr	W	79 75	
01/10	Vanderbilt *	23/nr	W	82 70	
01/13	at Tennessee *	19/nr	L	69 74	
01/17	Ole Miss *	19/nr	L	82 96	
01/22	Alabama *	OT	W	93 91	
01/24	at Missouri *		W	61 60	
01/27	Tennessee *		W	69 64	
01/31	at Florida *		L	56 57	
02/03	South Carolina *		W	75 55	
02/07	Mississippi State *		W	61 41	
02/10	at Auburn *	24/nr	W	101 87	
02/14	at Ole Miss *	24/nr	W	71 70	
02/18	Missouri *	18/nr	W	84 69	
02/21	at Mississippi State *	18/nr	W	65 61	
02/24	Texas A&M *	18/nr	W	81 75	
02/28	at Kentucky *	18/1	L	67 84	
03/05	at South Carolina *	18/nr	W	78 74	
03/07	LSU *	18/nr	L	78 81	

SEC Tournament - Nashville, Tenn.

03/13	vs. Tennessee	21/nr	W	80 72
03/14	vs. Georgia	21/nr	W	60 49
03/15	vs. Kentucky	21/1	L	63 78

NCAA South Regional - Jacksonville, Fla.

03/19	vs. Wofford	21/nr	W	56 53
03/21	vs. North Carolina	21/15	L	78 87
*Southeastern Conference games				

Lineup (most starts) Name Pts. Rebs. Ast.					
6-0	Fr. G	Anton Beard	5.7	1.9	1.5
6-5	Sr. G	Rashad Madden	9.6	3.7	4.5
6-6	Jr. G	Michael Qualls	15.9	5.3	1.7
6-6	RSr. F	Alandise Harris	7.6	3.3	1.5
6-10	So. F	Bobby Portis	17.5	8.9	1.2

2015-16 16-16, 9-9 (T-8th) Coach: Mike Anderson

Date	Opponent	UA/Opp Rank	W/L	ARK OPP
11/13	Southern		W	86 68

NIT Tip-Off

11/18	Akron		L	80 88
11/20	Charleston Southern		W	93 75
11/26	vs. Georgia Tech @ Brooklyn		L	73 83
11/27	vs. Stanford @ Brooklyn		L	66 69
12/01	Northwestern State		W	117 78
12/04	at Wake Forest		L	85 88
12/08	Evansville		W	89 76
12/12	Tennessee Tech		W	83 57
12/19	vs. Mercer @ NLR		L	66 69
12/22	North Florida		W	97 72
12/30	at Dayton	OT	L	81 85
01/02	at Texas A&M *	nr/20	L	69 92
01/05	Vanderbilt *	OT	W	90 85
01/09	Mississippi State *		W	82 68
01/12	at Missouri *		W	94 61
01/16	at LSU *		L	74 76
01/21	Kentucky *	nr/23	L	66 80

01/23	at Georgia *	OT	L	73 76
01/27	Texas A&M *	nr/5	W	74 71

SEC/Big 12 Challenge

01/30	Texas Tech	OT	W	75 68
02/03	at Florida *		L	83 87
02/06	Tennessee *		W	85 67
02/09	at Mississippi State *		L	46 78
02/13	at Ole Miss *		L	60 76
02/17	Auburn *		L	86 90
02/20	Missouri *		W	84 72
02/23	LSU *		W	85 65
02/27	at Tennessee *		W	75 65
03/02	at Alabama *		W	62 61
03/05	South Carolina *		L	61 76

SEC Tournament - Nashville, Tenn.

03/10	vs. Florida	L	61	68
*Southeastern Conference games				

Lineup (most starts) Name Pts. Rebs. Ast.

6-3	Sr. G	Anthon Bell	15.7	2.9	1.2
6-1	Sr. G	Jabril Durham	6.2	3.5	6.4
6-3	Jr. G	Dusty Hannahs	16.5	2.4	0.9
6-7	RSr. F	Keaton Miles	2.9	2.8	0.9
6-10	Jr. F	Moses Kingsley	15.9	9.3	1.2

2016-17 26-10, 12-6 (T-3rd) • NCAA SECOND ROUND • Coach: Mike Anderson

Date	Opponent	UA/Opp Rank	W/L	ARK OPP
11/11	Fort Wayne		W	92 83
11/14	Southern Illinois		W	90 65
11/18	Texas-Arlington		W	71 67
11/22	at Minnesota		L	71 85
11/28	Mount St. Mary's		W	89 76
12/01	Stephen F. Austin		W	78 62
12/03	Austin Peay		W	99 62
12/06	Houston		W	84 72
12/10	North Florida		W	91 76
12/17	vs. Texas @ Houston		W	77 74
12/20	North Dakota State		W	71 55
12/22	vs. Sam Houston State @ NLR		W	90 56
12/29	Florida *	nr/25	L	72 81
01/03	at Tennessee *		W	82 78
01/07	at Kentucky *	nr/6	L	71 97
01/10	Mississippi State *		L	78 84
01/14	Missouri *		W	92 73
01/17	at Texas A&M *		W	62 60
01/21	LSU *		W	99 86
01/24	at Vanderbilt *		W	71 70

SEC/Big 12 Challenge

01/28	at Oklahoma State	L	71	99
02/01	Alabama *	W	87	68
02/04	at Missouri *	L	78	83

02/07	Vanderbilt *	L	59	72
02/11	at LSU *	W	78	70
02/15	at South Carolina *	nr/21	W	83 76
02/18	Ole Miss *	W	98	80
02/22	Texas A&M *	W	86	77
02/25	at Auburn *	W	79	68
03/01	at Florida *	nr/12	L	65 78
03/04	Georgia *	W	85	67

SEC Tournament - Nashville, Tenn.

03/10	vs. Ole Miss	W	73	72
03/11	vs. Vanderbilt	W	76	62
03/12	vs. Kentucky	nr/8	L	65 82

NCAA South Regional - Greenville, S.C.

03/17	vs. Seton Hall	W	77	71
03/19	vs. North Carolina	nr/6	L	65 72
*Southeastern Conference games				

Lineup (most starts) Name Pts. Rebs. Ast.

6-3	Sr. G	Dusty Hannahs	14.4	1.7	1.2
6-3	Sr. G	Manuale Watkins	6.0	4.0	1.8
6-3	Jr. G	Jaylen Barford	12.8	3.8	2.0
6-8	Jr. F	Dustin Thomas	5.3	3.8	1.1
6-10	Sr. F	Moses Kingsley	12.0	7.7	1.4

2017-18 23-12, 10-8 (T-4th) • NCAA FIRST ROUND • Coach: Mike Anderson

Date	Opponent	UA/Opp Rank	W/L	ARK OPP
11/10	Samford		W	95 65
11/12	Bucknell		W	101 73
11/17	Fresno State		W	83 75

PK80 Phil Knight Invitational - Portland, Ore.

11/23	vs. Oklahoma	W	92	83	
11/24	vs. North Carolina	nr/9	L	68 87	
11/26	vs. Connecticut		W	102 67	
12/02	at Houston		L	65 91	
12/05	Colorado State		W	92 66	
12/09	Minnesota	nr/14	W	95 79	
12/16	vs. Troy @ NLR		W	88 63	
12/19	Oral Roberts		W	104 69	
12/27	CSU Bakersfield		W	95 68	
12/30	Tennessee *	nr/19	OT	W	95 93
01/02	at Mississippi State *	22/nr	L	75 78	
01/06	at Auburn *	22/nr	L	77 88	
01/10	LSU *		L	54 75	
01/13	Missouri *		W	65 63	
01/17	at Florida *		L	73 88	
01/20	Ole Miss *		W	97 93	
01/23	at Georgia *	2OT	W	80 77	

SEC/Big 12 Challenge

01/27	Oklahoma State	W	66	65
01/30	at Texas A&M *	L	66	

RAZORBACK RECORDS • Year-By-Year Results

02/06	South Carolina *	W	81	65
02/10	Vanderbilt *	W	72	54
02/13	at Ole Miss *	W	75	64
02/17	Texas A&M *	nr/21	W	94 75
02/20	Kentucky *	L	72	87
02/24	at Alabama *	W	76	73
02/27	Auburn *	nr/14	W	91 82
03/03	at Missouri *	L	67	77

SEC Tournament - St. Louis, Mo.

03/08	vs. South Carolina	W	69	64
03/09	vs. Florida	nr/23	W	80 72
03/10	vs. Tennessee	nr/13	L	66 84

NCAA East Regional - Detroit, Mich.

03/16	vs. Butler	L	62	79
-------	------------	---	----	----

Lineup (most starts)	Name	Pts.	Rebs.	Ast.
6-3	Sr. G Jaylen Barford	17.9	3.9	2.5
6-3	Sr. G Daryl Macon	16.8	2.9	3.9
6-0	Sr. G Anton Beard	9.5	2.6	3.0
6-11	Fr. F Daniel Gafford	11.8	6.2	2.2 Blk
6-6	So. F Adrio Bailey	4.1	2.5	0.5

2018-19
18-16, 8-10 (T-9th)
• NIT SECOND ROUND •
Coach: Mike Anderson

Date	Opponent	UA/Opp Rank	W/L	ARK OPP
ESPN Armed Forces Classic - El Paso (Fort Bliss)				
11/09	vs. Texas	OT	L	71 73
Hardwood Classic				
11/12	UC Davis		W	81 58
11/18	Indiana		W	73 72
11/21	Montana State		W	90 68
11/23	Texas-Arlington		W	78 60
12/01	FIU		W	121 89
12/05	at Colorado State		W	98 74
12/08	Western Kentucky		L	77 78
12/15	vs. Texas-San Antonio @ NLR		W	79 67
12/19	Georgia Tech		L	54 69
12/22	Texas State		W	73 70
12/28	Austin Peay		W	76 65
01/05	at Texas A&M *		W	73 71
12/09	Florida *		L	51 57
01/12	LSU *	OT	L	88 94
01/15	at Tennessee *	nr/13	L	87 106
01/19	at Ole Miss *	nr/18	L	67 84
01/23	Missouri *		W	72 60
SEC/Big 12 Challenge				
01/26	at Texas Tech	nr/13	L	64 67
01/29	Georgia *		W	70 60
02/02	at LSU *	nr/19	W	90 89
02/05	Vanderbilt *		W	69 66
02/09	at South Carolina *		L	65 77
02/12	at Missouri *		L	78 79

02/16	Mississippi State *	L	67	77
02/20	at Auburn *	L	56	79
02/23	Texas A&M *	L	80	87
02/26	at Kentucky *	nr/4	L	66 70
03/02	Ole Miss *		W	74 73
03/06	at Vanderbilt *		W	84 48
03/09	Alabama *		W	82 70

SEC Tournament - Nashville, Tenn.

03/14	vs. Florida	L	50	66
-------	-------------	---	----	----

NIT First Round

03/19	at Providence	W	84	72
-------	---------------	---	----	----

NIT Second Round

03/23	at Indiana	L	60	63
-------	------------	---	----	----

*Southeastern Conference games

Lineup (most starts)	Name	Pts.	Rebs.	Ast.
6-5	Fr. G Isaiah Joe	13.9	2.8	1.7
6-2	RSO. G Jalen Harris	7.6	2.9	5.6
6-5	So. G Mason Jones	13.6	3.9	2.8
6-11	So. F Daniel Gafford	16.9	8.7	2.0 Blk
6-6	Jr. F Adrio Bailey	5.6	3.0	0.7

2019-20
20-12, 7-11 (T-10th)
Coach: Eric Musselman

Date	Opponent	UA/Opp Rank	W/L	ARK OPP	
11/05	Rice		W	91 43	
11/12	North Texas		W	66 43	
• - College Hoops Roadshow - Razorback Regional					
11/16	Montana +		W	64 46	
11/19	Texas Southern +		W	82 51	
11/22	South Dakota +		W	77 56	
11/25	at Georgia Tech	OT	W	62 61	
11/30	Northern Kentucky +		W	66 60	
12/03	Austin Peay		W	69 61	
12/07	at Western Kentucky	OT	L	79 86	
12/14	Tulsa		W	98 79	
12/21	vs. Valparaiso @ NLR		W	72 68	
12/29	at Indiana		W	71 64	
01/04	Texas A&M *		W	69 59	
01/08	at LSU *		L	77 79	
01/11	at Ole Miss *		W	76 72	
01/15	Vanderbilt *		W	75 55	
01/18	Kentucky *	nr/10	L	66 73	
01/22	at Mississippi State *		L	70 77	
SEC/Big 12 Challenge					
01/25	TCU		W	78 67	
01/29	South Carolina *		L	77 70	
02/01	at Alabama *		W	82 78	
02/04	Auburn *	nr/11	OT	L	76 79
02/08	at Missouri *	OT	L	79 83	
02/11	at Tennessee *		L	61 82	
02/15	Mississippi State *		L	77 78	
02/18	at Florida *		L	59 73	
02/22	Missouri *		W	78 68	

02/26	Tennessee *	W	86	69
02/29	at Georgia *	L	89	99
03/04	LSU *	W	99	90
03/07	at Texas A&M *	L	69	77

SEC Tournament - Nashville, Tenn.

03/11	vs. Vanderbilt	W	86	73
03/12	South Carolina	-	-	-

*NOTE: On Feb. 12, the SEC/NCAA canceled all postseason games
Southeastern Conference games

Lineup (most starts)	Name	Pts.	Rebs.	Ast.
6-3	GrSr. G Jimmy Whitt Jr.	14.0	5.1	2.2
6-1	So. G Desi Sills	10.6	3.0	1.2
6-5	So. G Isaiah Joe	16.9	4.1	1.7
6-5	Jr. G Mason Jones	22.0	5.5	3.4
6-6	Sr. F Adrio Bailey	6.3	4.4	1.4 Blk

2020-21
25-7, 13-4 (2nd)
• NCAA REGIONAL FINAL •
• ELITE 8 •
Final Ranking: #10 (AP)
#6 (USA Today)
Coach: Eric Musselman

Date	Opponent	UA/Opp Rank	W/L	ARK OPP	
11/25	Mississippi Valley State		W	142 62	
11/28	North Texas		W	69 54	
12/02	Texas-Arlington		W	72 60	
12/05	Lipscomb		W	86 50	
12/09	Southern Univ.		W	79 44	
12/12	Central Arkansas		W	100 75	
12/20	Oral Roberts		W	87 76	
12/22	Abilene Christian		W	85 72	
12/30	at Auburn *		W	97 85	
01/02	Missouri *	nr/12	L	68 81	
01/06	at Tennessee *	nr/9	L	74 79	
01/09	Georgia *		W	99 69	
01/13	at LSU *		L	76 92	
01/16	at Alabama *	nr/24*	L	59 90	
01/20	Auburn *		W	75 73	
01/23	at Vanderbilt *		W	82 71	
01/27	Ole Miss *		W	74 59	
SEC/Big 12 Challenge					
01/30	at Oklahoma State		L	77 81	
02/02	Mississippi State *		W	61 45	
02/09	at Kentucky *		W	81 80	
02/13	at Missouri *	nr/10	OT	W	86 81
02/16	Florida *	24/nr	W	75 64	
02/24	Alabama *	20/6	W	81 66	
02/27	LSU *	20/nr	W	83 75	
03/02	at South Carolina *	12/nr	W	101 73	
03/06	Texas A&M *	12/nr	W	87 80	

SEC Tournament - Nashville, Tenn.

03/12	vs. Missouri	8/nr	W	70 64
03/13	vs. LSU	8/nr	L	71 78

NCAA Tournament - All Rds Played in Indianapolis

03/19	vs. Colgate-1	10/nr	W	85 68
03/21	vs. Texas Tech-2	10/21	W	68 66
03/27	vs. Oral Roberts-1	10/nr	W	72 70
03/29	vs. Baylor-3	10/3	L	72 81

*Southeastern Conference games

^ USA Today/ESPN Coaches Poll

1 - played at Bankers Life Arena

2 - played at Hinkle Fieldhouse

3 - played at Lucas Oil Stadium - Unity Court

Lineup (most starts)	Name	Pts.	Rebs.	Ast.
6-6	GrSr. G Jalen Tate	11.0	3.8	3.8
6-4	Fr. G Davonte Davis	8.5	4.5	2.1
6-6	Fr. G Moses Moody	16.8	5.8	1.6
6-7	GrSr. F Justin Smith	13.6	7.3	1.8
7-3	So. F Connor Vanover	6.3	4.5	1.8 Blk

Year-By-Year Legend

* - SEC game
AP - Associated Press
G'boro - Greensboro, N.C.
KC - Kansas City, Mo.
LR - Little Rock, Ark.
NLR - North Little Rock, Ark.
NR - not ranked
PB - Pine Bluff, Ark.
UPI - United Press International (poll discontinued in 1996)
Note: Rankings reflected are from the Associated Press unless otherwise noted



Moses Moody was the first "one-and-done" in Arkansas history. He was consensus Freshman (Coaches) and Newcomer (Media) of the Year, was consensus first team All-SEC, earned All-America honors and was a 2021 NBA lottery pick.



ELITE EID



IN THIS SECTION	
Media Information	184
Razorback Sports Network	185
SEC	186
SEC Tournament	187
The University	188-91
University Chancellor/FAR	192
University Leadership	193
Director of Athletics	194-195
Razorback Foundation	196



RAZORBACK COMMUNICATIONS

The Razorback Communications Office appreciates your interest in Arkansas basketball and strives to assist you in your coverage. A list of our staff members, our address, and our telephone and fax numbers follows:

Office: 479-575-2751
Fax: 479-575-7481
Press Row: 479-575-6622

Mailing Address

Razorback Communications
P.O. Box 7777
Fayetteville, AR 72702-7777

Overnight Address

University of Arkansas
Razorback Communications
350 North Razorback Road
Fayetteville, AR 72701

BASKETBALL CONTACT



Mike Cawood
Associate Communications Director

Cell 479-236-2090
Email.....tmcawood@uark.edu
Office..... 479-575-3114



Kyle Parkinson
Associate AD



Mario Bravante
Associate Director



Jacob Pavilack
Assistant Director



Shawn Price
Assistant Director



Emily Polglaze
Assistant Director



Oliver Grigg
Assistant Director



Trent Daniel
Lead Graphic Designer



Rachael Harris
Dir. of Digital Strategy



Fuller Birch
Student Assistant



Victoria Guerra
Student Assistant



Walt Beazley
Photographer

GAME CREDENTIALS

All requests for media and/or photo credentials must be made online at www.SportsSystems.com/Arkansas. Requests should be made at least three days prior to the game.

Only fully accredited personnel directly involved in the coverage of the game will be admitted. Credentials are non-transferable and must be applied for by the outlets' editor or sports director. The Communications Office reserves the right to revoke any credential: (1) used by an individual other than the one to whom it was granted; (2) any individual who refused to comply with press row and/or photographic guidelines; (3) any individual who is not an accredited member of the media; and (4) any individual under the age of 16. Credentials will not be mailed. They must be picked up beginning 90 minutes before tip-off at the media will call door to the right of the south entrance to Bud Walton Arena. Be prepared to present a photo identification when picking up credentials.

MEDIA WILL CALL

Located on the south side of Bud Walton Arena off Nolan Richardson Drive, just right of the main ticket window. All passes are left at media will call - no credentials are mailed.

GAMEDAY PARKING

Most parking credentials issued will be for Lot 56. All requests should be made to Associate Communications Director Mike Cawood.

GAMEDAY MEDIA SERVICES

- All media needs can be fulfilled on-line.
- Game notes for both teams will be posted on Arkansas' Men's Basketball page at: arkansasrazorbacks.com/sport/m-baskbl/mens-basketball-game-notes
- Live in-game stats will be provided for the media at: arkansas.statbroadcast.com
- Final statistics (box score, play-by-play, shot chart) will be emailed as well as be available on ArkansasRazorbacks.com.

MEDIA SEATING / WORK ROOM

- Media seating will remain in the upper corner of the lower bowl.
- Media must wearing masks at all times inside Bud Walton Arena.
- When demand is high, each media outlet will only be allowed one seat each per game.
- Bud Walton Arena's work room will be open and media are asked not to have contact with visiting teams at any time.
- Arkansas will conduct in-person postgame interviews. Media must wear masks while in the interview room. Visiting teams' postgame interviews will be by zoom only.
- Wireless Internet is available in the work room and in the arena. Please see Associate Communications Director Mike Cawood or a member of the communications staff for login information.

PHOTOGRAPHERS

- Photographers will be able to shoot from the designated baseline positions. However, space will be limited to maintain social distancing as well as per SEC guidelines.
- Arkansas Communications reserves the right to limit the number of strobe units used and requests to hang strobe lights at BWA must be made in writing one week prior to any contest.

MEDIA FTP

- Since photographers spots will be limited, Arkansas has set up an FTP site to provide for both video and still photos, Please contact the Athletics Communications Office for more details.





ERIC MUSSELMAN LIVE RADIO SHOW

Once again, there will be 12 Arkansas basketball radio shows, all starting at 7 pm, at Sassy's BBQ and Grille in Fayetteville.

Monday, Nov. 15	Monday, Nov. 29	Monday, Dec. 6	Monday, Dec. 13
Monday, Dec. 20	Monday, Dec. 27	Monday, Jan. 3	Monday, Jan. 10
Monday, Jan. 17	Sunday, Jan. 24	Monday, Jan. 31	Sunday, Feb. 7

COURTSIDE WITH ERIC MUSSELMAN

There will be 10, 30-minute television shows featuring head coach Eric Musselman and co-host Chuck Barrett. Each show will air on Sunday, Please check local listings for times and channels in your area.

Sunday, Jan. 2	Sunday, Jan. 9	Sunday, Jan. 16	Sunday, Jan. 23
Sunday, Jan. 30	Sunday, Feb. 6	Sunday, Feb. 13	Sunday, Feb. 20
Sunday, Feb. 27	Sunday, Mar. 6		



RAZORBACK SPORTS PROPERTIES

The University of Arkansas Athletic Department and Razorback Sports Properties formed a partnership in the fall of 2008.

Arkansas Sports Properties solely represents the University of Arkansas. In complete collaboration with the university, this locally based LEARFIELD team is committed to extending the affinity of the Razorbacks to businesses and corporations of all sizes looking to align with the undeniably loyal and passionate collegiate fan base.

As Arkansas Athletics' exclusive multimedia rightsholder, Arkansas Sports Properties manages all aspects of the rights relationship, providing corporate partners both traditional and new media opportunities with the university. They can bolster their own brand and garner maximum exposure through such inventory as venue signage; event sponsorships and promotion; corporate hospitality; audio; television; digital engagement and visibility via the official athletics website ArkansasRazorbacks.com.

Chuck Barrett is in his 12th season as the play-by-play announcer for the Arkansas men's basketball team and in his 14th year calling Razorback football games. He is no stranger to Arkansas fans or the Razorback Sports Network broadcast team, spending his last 26 years on the broadcast crew, including 17 years as the executive producer. He called play-by-play for baseball from 1992 to 2014 and added men's basketball play-by-play to his duties prior to the 2010-11 season. Barrett was recognized by the National Sportswriters and Sportscasters Hall of Fame as the 2007, 2008 and 2009 Arkansas Sportscaster of the Year.

Matt Zimmerman is in his sixth season as an analyst for the 2020-21 campaign. A 20-plus year coaching veteran and mainstay with the Razorbacks, Zimmerman spent eight years on the Razorback basketball staff (2011-19) and was a student manager for the men's basketball team. He additionally spent four years in the ROTC. He graduated in 1990 and served five years in the military. After his stint in the Army, Zimmerman began coaching high school basketball. He then started his collegiate coaching career at UAB before moving to Missouri and back to Arkansas.



Justin DeLille
General Manager

2021-22 RSN BASKETBALL RADIO NETWORK

Batesville (Games)	KWOZ-FM - 103.3
Camden	KAMD-FM - 97.1
Crossett	KAGH-FM - 104.9
Crossett	KAGH-AM - AM 800
DeQueen	KDQN-FM - 92.1
DeWitt	KDEW-FM - 97.3
El Dorado	KAGL-FM - 93.3
Fayetteville	KQSM-FM - 92.1
Fayetteville (Games)	KYNG-AM - AM 1590
Fayetteville	KAKS-FM - 99.5
Fayetteville	KUOA-AM - 1290
Fayetteville	KUOA-FM - 95.3
Fayetteville	KBVA-FM - HD3 106.5
Forrest City	KBFC-FM - 93.5
Fort Smith	KERX-FM - 95.3
Glenwood	KHGZ-FM - 98.9
Glenwood	KHGZ-AM - 670
Hot Springs / Mena	KTTG-FM - 96.3
Jonesboro	KEGI-FM - 100.5
Little Rock	KABZ-FM - 103.7
Magnolia	KZHE-FM - 100.5
Marshall	KBCN-FM - 104.3
Mena	KENA-FM - 104.1
Monett, Mo.	KKBL-FM - 95.9
Monticello	KGPO-FM - 99.9
Morrilton	KCON-FM - 99.3
Mountain Home	KOMT-FM - 93.5
Ozark	KDYN-FM - 96.7
Ozark	KDYN-AM - AM 1540
Searcy	KRZS-FM - 99.1
Texarkana	KKTK-AM - 1400
Wynne	KWYN-FM - 92.5



GREG SANKEY • COMMISSIONER • SOUTHEASTERN CONFERENCE

Greg Sankey became the eighth Commissioner of the Southeastern Conference on June 1, 2015, and immediately embarked on a journey to build upon the SEC's recognized success, strong foundations and rich traditions.

Sankey has successfully introduced change and advancement for the conference while respecting the institutional traditions that make the SEC unique. With an understanding of the highly competitive environment of college sports, he has fostered the collaborative culture of the SEC that sets the conference apart and supports its continuing success.

Sankey brings a big picture approach to his position through continuing focus on a vision that positions the SEC to leverage its athletics success and popularity for a greater overall cultural and economic impact on the region, the nation and the world.



During his first major address as Commissioner, he introduced his concept of "Scholars. Champions. Leaders." to describe the ultimate potential of the SEC. "Educating scholars and supporting champions provides the platform for developing leaders who will influence the world," Sankey said in his opening remarks at SEC Football Media Days in 2015.

Now in his seventh year as Commissioner of the SEC, Sankey has established himself as an advocate for the student-athlete, creating a framework to provide young people in the Conference with challenging leadership opportunities and expanded resources to succeed at the highest levels of academic and competitive success. Sankey has been intentional and diligent in addressing issues critical to college athletics, with an emphasis on integrity, ethics and sportsmanship: Also, Sankey prioritized the enhancement of Conference championship events to meet the goal of providing student-athletes with life-long memories and exceptional experiences for fans.

Before moving to the SEC, Sankey served as Commissioner of the Southland Conference for nearly seven years. He joined the Southland Conference staff in 1992 where he served as both assistant and associate commissioner before he was named its Commissioner in 1996 at the age of 31.

Prior to his term at the Southland Conference, he was Director of Compliance and Academic Services at Northwestern State University in Natchitoches, LA. While at Northwestern State, Sankey also coached the Demons' golf teams for two years, earning the Golf Coaches Association of America District VI Coach of the Year award in 1991. Before his tenure at Northwestern State, he was the Director of Intramural Sports at Utica College in upstate New York.

A native of Auburn, NY, Sankey earned his master's degree from Syracuse University and his undergraduate degree from the State University of New York College at Cortland. Sankey and his wife, Cathy, reside in Birmingham, AL, and have two adult daughters, Hannah and Moriah.





HOGS IN THE SEC TOURNAMENT

<p>1992 (Birmingham, Ala.) Arkansas 70, Georgia 60 Alabama 90, Arkansas 89 (Semifinals)</p> <p>1993 (Lexington, Ky.) Arkansas 65, Georgia 60 Kentucky 92, Arkansas 82 (Semifinals)</p> <p>1994 (Memphis, Tenn.) Arkansas 95, Georgia 83 Kentucky 90, Arkansas 78 (Semifinals)</p> <p>1995 (Atlanta, Ga.) Arkansas 73, Vanderbilt 72 Arkansas 69, Alabama 58 Kentucky 95, Arkansas 94 (OT) (Finals)</p> <p>1996 (New Orleans, La.) Arkansas 80, South Carolina 58 Kentucky 95, Arkansas 75 (Semifinals)</p> <p>1997 (Memphis, Tenn.) Georgia 65, Arkansas 63 (Quarterfinals)</p> <p>1998 (Atlanta, Ga.) Arkansas 102, Tennessee 96 Kentucky 99, Arkansas 74 (Semifinals)</p> <p>1999 (Atlanta, Ga.) Arkansas 75, Florida 74 Arkansas 84, Miss. St. 79 (OT) Kentucky 76, Arkansas 63 (Finals)</p> <p>2000 (Atlanta, Ga.) Arkansas 71, Georgia 64 Arkansas 86, Kentucky 72 Arkansas 69, LSU 67 Arkansas 75, Auburn 67 (Finals)</p> <p>2001 (Nashville, Tenn.) Arkansas 77, LSU 72 Kentucky 87, Arkansas 78 (Semifinals)</p> <p>2002 (Atlanta, Ga.) Tennessee 68, Arkansas 61 (First Round)</p> <p>2003 (New Orleans, La.) LSU 85, Arkansas 56 (First Round)</p> <p>2004 (Atlanta, Ga.) South Carolina 91, Arkansas 81 (First Round)</p> <p>2005 (Atlanta, Ga.) Tennessee 65, Arkansas 46 (First Round)</p> <p>2006 (Atlanta, Ga.) Arkansas 80, Georgia 67 Florida 74, Arkansas 71 (Quarterfinals)</p>	<p>2007 (Atlanta, Ga.) Arkansas 82, South Carolina 52 Arkansas 72, Vanderbilt 71 Arkansas 81, Mississippi St. 72 Florida 77, Arkansas 56 (Finals)</p> <p>2008 (Atlanta, Ga.) Arkansas 81, Vanderbilt 75 Arkansas 92, Tennessee 91 Georgia 66, Arkansas 57 (Finals)</p> <p>2009 (Tampa, Fla.) Florida 73, Arkansas 58 (First Round)</p> <p>2010 (Nashville, Tenn.) Georgia 77, Arkansas 64 (First Round)</p> <p>2011 (Atlanta, Ga.) Tennessee 74, Arkansas 68 (First Round)</p> <p>2012 (New Orleans, La.) LSU 70, Arkansas 54 (First Round)</p> <p>2013 (Nashville, Tenn.) Vanderbilt 75, Arkansas 72 (First Round)</p> <p>2014 (Atlanta, Ga.) South Carolina 71, Arkansas 69 (First Round)</p> <p>2015 (Nashville, Tenn.) Arkansas 80, Tennessee 72 Arkansas 60, Georgia 49 Kentucky 78, Arkansas 63 (Finals)</p> <p>2016 (Nashville, Tenn.) Florida 68, Arkansas 61 (Second Round)</p> <p>2017 (Nashville, Tenn.) Arkansas 73, Ole Miss 72 Arkansas 76, Vanderbilt 62 Kentucky 82, Arkansas 65 (Finals)</p> <p>2018 (St. Louis Mo.) Arkansas 69, South Carolina 64 Arkansas 80, Florida 72 Tennessee 84, Arkansas 66 (Semifinals)</p> <p>2019 (Nashville, Tenn.) Florida 66, Arkansas 50 (Second Round)</p> <p>2020 (Nashville, Tenn.) Arkansas 86, Vanderbilt 73 (First Round) Arkansas - South Carolina (Second Round - Canceled)</p> <p>2021 (Nashville, Tenn.) Arkansas 70, Missouri 64 LSU 78, Arkansas 71 (semifinals)</p>
---	---

SEC TOURNAMENT HISTORY

Year	CHAMPIONS	RUNNER-UP	SCORE	SITE
1933	Kentucky	Mississippi State	46-27	Atlanta Athletic Club (Atlanta, Ga.)
1934	Alabama	Florida	41-25	Atlanta Athletic Club (Atlanta, Ga.)
1936	Tennessee	Alabama	41-25	Alumni Memorial Gym (Knoxville, Tenn.)
1937	Kentucky	Tennessee	39-25	Alumni Memorial Gym (Knoxville, Tenn.)
1938	Georgia Tech	Mississippi	58-47	Huey Long Field House (Baton Rouge, La.)
1939	Kentucky	Tennessee	46-38	Alumni Memorial Gym (Knoxville, Tenn.)
1940	Kentucky	Georgia	51-43	Alumni Memorial Gym (Knoxville, Tenn.)
1941	Tennessee	Kentucky	36-33	Louisville Gardens (Louisville, Ky.)
1942	Kentucky	Alabama	36-34	Louisville Gardens (Louisville, Ky.)
1943	Tennessee	Kentucky	33-30	Louisville Gardens (Louisville, Ky.)
1944	Kentucky	Tulane	62-46	Louisville Gardens (Louisville, Ky.)
1945	Kentucky	Tennessee	39-35	Louisville Gardens (Louisville, Ky.)
1946	Kentucky	LSU	59-36	Louisville Gardens (Louisville, Ky.)
1947	Kentucky	Tulane	55-38	Louisville Gardens (Louisville, Ky.)
1948	Kentucky	Georgia Tech	54-43	Louisville Gardens (Louisville, Ky.)
1949	Kentucky	Tulane	68-52	Louisville Gardens (Louisville, Ky.)
1950	Kentucky	Tennessee	95-58	Louisville Gardens (Louisville, Ky.)
1951	Vanderbilt	Kentucky	61-57	Louisville Gardens (Louisville, Ky.)
1952	Kentucky	LSU	44-43	Louisville Gardens (Louisville, Ky.)
1979	Tennessee	Kentucky	75-69 OT	BJCC Coliseum (Birmingham, Ala.)
1980	LSU	Kentucky	80-78	BJCC Coliseum (Birmingham, Ala.)
1981	Mississippi	Georgia	66-62	BJCC Coliseum (Birmingham, Ala.)
1982	Alabama	Kentucky	48-46	Rupp Arena (Lexington, Ky.)
1983	Georgia	Alabama	86-71	BJCC Coliseum (Birmingham, Ala.)
1984	Kentucky	Auburn	51-49	Memorial Gymnasium (Nashville, Tenn.)
1985	Auburn	Alabama	53-49 OT	BJCC Coliseum (Birmingham, Ala.)
1986	Kentucky	Alabama	83-72	Rupp Arena (Lexington, Ky.)
1987	Alabama	LSU	69-62	Omni Coliseum (Atlanta, Ga.)
1988	Kentucky	Georgia	62-57	Pete Maravich Assembly Center (Baton Rouge, La.)
1989	Alabama	Florida	72-60	Thompson-Boling Arena (Knoxville, Tenn.)
1990	Alabama	Mississippi	70-51	Orlando Arena (Orlando, Fla.)
1991	Alabama	Tennessee	88-69	Memorial Gymnasium (Nashville, Tenn.)
1992	Kentucky	Alabama	80-54	BJCC Coliseum (Birmingham, Ala.)
1993	Kentucky	LSU	82-65	Rupp Arena (Lexington, Ky.)
1994	Kentucky	Florida	73-60	The Pyramid (Memphis, Tenn.)
1995	Kentucky	Arkansas	95-93 OT	Georgia Dome (Atlanta, Ga.)
1996	Mississippi State	Kentucky	84-73	Louisiana Superdome (New Orleans, La.)
1997	Kentucky	Georgia	95-68	The Pyramid (Memphis, Tenn.)
1998	Kentucky	South Carolina	86-56	Georgia Dome (Atlanta, Ga.)
1999	Kentucky	Arkansas	76-63	Georgia Dome (Atlanta, Ga.)
2000	Arkansas	Auburn	75-67	Georgia Dome (Atlanta, Ga.)
2001	Kentucky	Mississippi	77-55	Gaylord Entertainment Center (Nashville, Tenn.)
2002	Mississippi State	Alabama	61-58	Georgia Dome (Atlanta, Ga.)
2003	Kentucky	Mississippi State	64-57	Louisiana Superdome (New Orleans, La.)
2004	Kentucky	Florida	89-73	Georgia Dome (Atlanta, Ga.)
2005	Florida	Kentucky	70-53	Georgia Dome (Atlanta, Ga.)
2006	Florida	South Carolina	49-47	Gaylord Entertainment Center (Nashville, Tenn.)
2007	Florida	Arkansas	77-56	Georgia Dome (Atlanta, Ga.)
2008	Georgia	Arkansas	66-57	Georgia Dome and Alexander Coliseum (Atlanta, Ga.)
2009	Mississippi State	Tennessee	64-61	St. Pete Times Forum (Tampa, Fla.)
2010	Kentucky	Mississippi State	75-74OT	Bridgestone Arena (Nashville, Tenn.)
2011	Kentucky	Florida	70-54	Georgia Dome (Atlanta, Ga.)
2012	Vanderbilt	Kentucky	71-64	New Orleans Arena (New Orleans, La.)
2013	Mississippi	Florida	66-63	Bridgestone Arena (Nashville, Tenn.)
2014	Florida	Kentucky	61-60	Georgia Dome (Atlanta, Ga.)
2015	Kentucky	Arkansas	78-63	Bridgestone Arena (Nashville, Tenn.)
2016	Kentucky	Texas A&M	82-77OT	Bridgestone Arena (Nashville, Tenn.)
2017	Kentucky	Arkansas	82-65	Bridgestone Arena (Nashville, Tenn.)
2018	Kentucky	Tennessee	77-72	Scottrade Center (St. Louis, Mo.)
2019	Auburn	Tennessee	84-64	Bridgestone Arena (Nashville, Tenn.)
2020	• CANCELED AFTER 1st RD DUE TO COVID-19 •			
2021	Alabama	LSU	80-79	Bridgestone Arena (Nashville, Tenn.)

RECORD BY OPPONENT

Opponent	Record	Last Meeting
Alabama	1-1	1995, W, 69-58 (semifinals)
Auburn	1-0	2000, W, 75-67 (finals)
Florida	2-5	2019, L, 66-50 (2nd)
Georgia	6-3	2015, W, 60-49 (semifinals)
Kentucky	1-9	2017, L, 82-65 (finals)
LSU	2-3	2021, L, 78-71 (semifinals)
Ole Miss	1-0	2017, W, 73-72 (quarterfinals)
Mississippi State	2-0	2007, W, 81-72 (semifinals)
Missouri	1-0	2021, W, 70-64 (quarterfinals)
South Carolina	3-2	2018, W, 69-64 (2nd)
Tennessee	3-4	2018, L 84-66 (semifinals)
Texas A&M	0-0	n/a
Vanderbilt	5-1	2020, W 86-73 (1st round)

RECORD BY ROUND

Round	Record	Appearances
First Round	4-10	14 (2000, 02-07, 09-14, 2020)
Second Round	1-2	3 (2016, 2018, 2019)
Quarterfinals	15-2	17 (1992-01, 06-08, 2015, 2017-18, 2021)
Semifinals	7-8	15 (1992-96, 98-01, 07-08, 2015, 2017-18, 2021)
Finals	1-6	7 (1995, 99, 2000, 07-08, 2015, 2017)





There's a reason...

...the University of Arkansas is one of the nation's top public research universities. Nestled in the Ozarks, we learn in one of the **best places to live** in the nation. This is where **tradition and innovation** merge, creating **life-changing opportunities** and discoveries that **improve our world**, one student at a time. The University of Arkansas is among the **top public research** universities in the U.S., that's why federal agencies like NASA and top industries turn to us to **solve problems** and **advance technology**. We are **dedicated to Arkansas** and **determined to build a better world**.



MOST DEGREE PROGRAMS IN THE STATE

200+

More than 200 baccalaureate, master's, doctoral, professional and specialist degree programs.

Arkansas is in the Nation's Top 20 for female inventors

about half of invention disclosures in FY20 involved female researchers



SCHOLARSHIP AWARDS

MORE THAN \$94 MILLION

In FY20, **more than \$94 million in academic and need-based scholarships** and grants were awarded to undergraduate students



NATIONALLY
COMPETITIVE
AWARDS



TRUMAN SCHOLARS
Top 10 public institutions



**GOLDWATER
SCHOLARS**
Top 25 public
institutions

RHODES SCHOLARS
Top 50 public institutions


\$194.7 Million I3R Research Institute

The Walton Family Charitable Support Foundation
granted the U of A nearly

**\$200 million to establish the Institute for
Integrative and Innovative Research (I3R,)**

which will transform the university's research,
innovation and economic development culture.
This grant also signaled the successful completion
of Campaign Arkansas, vaulting it past its goal of

\$1.25 billion in 2020.



Enrollment: 27,562
Student-to-Faculty
Ratio **19:1**

2020-2021 school year



**RAZORBACK
STUDENT
ATHLETES**



recorded a program cumulative 3.25 GPA in 2020-2021



82%

incoming

HONORS COLLEGE

freshman fellows hail from Arkansas



#1 in the Nation for Supply Chain

The supply chain management undergraduate program at the Sam M. Walton College of Business is ranked No. 1 in North America by a leading global research firm, Gartner.



The Carnegie Foundation for the Advancement of Teaching places the U of A in its highest research category, a status shared by only 3 percent of the nation's universities.



RESEARCH EXPENDITURES

IN FY20

\$180.2 MILLION

Senior Walk

Our greatest achievements are etched in stone at the University of Arkansas, with more than 3.5 miles of sidewalk bearing the names of all of our graduates. Stretching across campus, Senior Walk is a unique tradition that includes the names of more than 200,000 graduates, and counting.

Notable Graduates

- Jerry Jones**, owner of the Dallas Cowboys
- Veronica Campbell-Brown**, Olympic gold medalist
- T.J. Holmes**, ABC News Correspondent and Good Morning America Host
- Doug McMillon**, President and CEO of WalMart Stores, Inc.

CHARLES F. ROBINSON
INTERIM CHANCELLOR

Dr. Charles F. Robinson was named interim chancellor of the University of Arkansas flagship campus on August 16, 2021. In this role, he leads the university's land-grant mission to provide opportunity and transform lives through education, research, and service.

Robinson has served on the University of Arkansas campus for more than 20 years, beginning as an assistant professor of history in 1999. In that time, he has successively been promoted to positions of increasing leadership and responsibility, including director of the African and African American Studies Program, vice provost for diversity and vice chancellor for Student Affairs. Most recently, Robinson served as provost and executive vice chancellor for Academic and Student Affairs. In this role, he enhanced communication and coordination of the university's academic and student affairs endeavors in order to support a more holistic approach to student success on campus.

Throughout his tenure at the University of Arkansas, Robinson has consistently led institutional progress in diversity recruitment, student success, and retention and graduation efforts, while articulating new academic initiatives and development goals to better serve campus and meet the needs of students.

As vice provost for diversity, Robinson established a number of programs focused on making the U of A more accessible for Arkansas students. These include the College Access Initiative, a college readiness outreach program serving underrepresented students and under-resourced schools statewide, as well as the ACT Academy, designed to help students prepare for college entrance exams and academic success. Robinson also led the creation of Razorback Bridge Outreach, a student recruitment, scholarship and retention program reaching underrepresented students.

As vice chancellor for Student Affairs, Robinson pioneered a major restructuring of the Division of Student Affairs, better positioning the unit to focus on student success. Robinson led the main capital campaign initiative for Advance Arkansas - a \$10 million scholarship effort for first-generation, low-income Arkansans. Additionally, he fostered the creation of the first summer bridge program at the university and established a new line of residential student scholarships aimed at supporting Arkansas students living in campus housing.

Under his leadership, the university constructed Adohi Hall, a \$79 million campus project that is the only residence hall in the United States to use cross-laminated timber, a construction process that reduces environmental impact. Robinson also oversaw a \$22 million expansion of Pat Walker Health Center and led strategic planning for the university's Student Success Center, a 71,000 square foot facility focused on increasing access to services on campus for all students. Each innovation has helped to better position the university to serve students during a time of record enrollment.

Robinson's research and teaching focuses on southern history and race relations, African American studies, sexuality in history and Civil Rights, among other topics. He has earned many awards for his teaching, including the Fulbright College Master Teacher Award, Arkansas Student Alumni Board Teacher of the Year, and an induction into the university's Teaching Academy.

Robinson holds a bachelor's degree in history from the University of Houston, a master's degree in history from Rice University, and a doctorate in history from the University of Houston. He has authored numerous books,

**GERALD JORDAN**
FACULTY ATHLETICS
REPRESENTATIVE

Gerald Jordan, associate professor of journalism, worked 25 years for metropolitan daily newspapers before he joined the UofA faculty in 1995. His 2017 appointment as Faculty Athletics Representative (FAR) marks a return to his student journalism days when he was sports editor of the Arkansas Traveler and covered the Razorbacks.

Like his predecessor Dr. Sharon Hunt, Jordan is an Arkansas alumnus and he becomes only the fourth UofA faculty member to fill this position. Chancellor Joe Steinmetz appointed Jordan to take on the responsibility to certify the eligibility of student-athletes and serve as the university's representative to the NCAA and the Southeastern Conference.

Jordan graduated from the University of Arkansas in 1970 with a degree in journalism and earned his master's degree in journalism at Northwestern University in 1971. He is a 1982 Nieman Fellow at Harvard University.

Jordan began his career as a sports reporter for The Kansas City Star, where he subsequently wrote editorials and was a TV columnist. He wrote editorials for The Boston Globe. At The Philadelphia Inquirer, Jordan was a reporter, a Washington correspondent and worked as an editor in several departments before joining the journalism faculty.

He returned to The Inquirer as an editor for 15 summers. He also worked two summers on News21, a national investigative journalism project at the Walter Cronkite School, Arizona State University. Jordan has been an innovative teacher, developing the Digital Media Lab, a semester block of journalism courses designed to provide intensive teaching and training for a limited number of students in a realistic multimedia news environment. He also helped create the Lemke Journalism Project, which has brought minority high school students interested in journalism to the university for the past 17 years.

Jordan served as president of the Arkansas Alumni Association Board of Directors, and he is the founding leader of two alumni societies for UofA graduates.

He received the UofA's Silas Hunt Legacy Award in 2010, and a Lifetime Achievement Award from the Northwest Arkansas Martin Luther King Jr. Planning Committee.

Jordan was also the first faculty member to receive the university's national award as Volunteer of the Year.

He has been honored by Associated Student Government and the Student Alumni Board as Teacher of the Year and nominated an additional three times.

Jordan was presented the Faculty Gold Medal Award in 2013 by the UofA's State and National Awards committee.

The Arkansas Press Association presented Jordan with its 2016 Distinguished Service Award.

In 2017, the American Society of News Editors and the Association of Opinion Journalists presented Jordan with the Barry Bingham Sr. Fellowship for his career-long work to increase newsroom diversity.





The University of Arkansas System Board of Trustees serves as the institution's governing body. The board is comprised of 10 trustees representing each of the state's four congressional districts. The president is the chief executive officer of the University of Arkansas System and reports to the Board of Trustees. Each campus has a chancellor as its chief executive officer, reporting directly to the president.



DONALD R. BOBBITT
System President



CHARLES ROBINSON
Interim Chancellor



STEPHEN BROUGHTON, M.D.
Chairman
Pine Bluff (2022)



C.C. "CLIFF" GIBSON III
Vice Chariman
Monticello (2023)



TOMMY BOYER
Secretary
Fayetteville (2027)



MORRILL HARRIMAN
Assistant Secretary
Little Rock (2024)



KELLY EICHLER
Asistant Secretary
Little Rock (2026)



SHEFFIELD NELSON
Little Rock (2025)



STEVE COX
Jonesboro (2028)



ED FRYAR, PH.D.
Rogers (2029)



TED DICKEY
Stuttgart/
Little Rock (2030)



JEREMY WILSON
Bentonville (2031)

UNIVERSITY OF ARKANSAS CAMPUS LEADERSHIP FAYETTEVILLE EXECUTIVE COMMITTEE

Charles F. Robinson Interim Chancellor	Randy Massanelli Vice Chancellor for Governmental & Community Relations
Ann Bordelon Vice Chancellor for Finance and Administration	Yvette Murphy-Erby Vice Chancellor for Diversity & Inclusion
John R. English Vice Chancellor Research & Innovation	Kim LaScola Needy Dean, College of Engineering
Melissa Harwood-Rom Interim Vice Chancellor for Student Affairs	Marcia Overby Associate Vice Chancellor for Administration
Laura Jacobs Chief of Staff	Mark Power Vice Chancellor for Advancement
Bill Kincaid Managing Associate General Counsel	David Snow Interim Vice Chancellor for Economic Development
Terry Martin Interim Provost and Vice Chancellor for Academic Affairs	Hunter Yurachek Vice Chancellor for Intercollegiate Athletics



HUNTER YURACHEK
VICE CHANCELLOR/
DIRECTOR OF ATHLETICS

Entering his fourth full year as vice chancellor and director of athletics at the University of Arkansas, Hunter Yurachek has helped guide the Razorback program to record-breaking success since being announced as vice chancellor and director of athletics on Dec. 4, 2017.

At the University of Arkansas, Yurachek has implemented a program-wide strategic plan that focuses on fostering student-athlete success and centered on achieving the program's mission of building Champions and Razorbacks for Life. Thanks to the dedicated efforts of Razorback student-athletes, coaches, administrators, Razorback Foundation members and fans, results are being realized on and off the field.

Last year, Razorback Athletics turned in one of the most successful years in school history, including a program-best, eighth-place finish in the 2020-21 Learfield IMG Directors' Cup. Arkansas' previous best finish was 14th in the competition that tracks the nation's most successful intercollegiate athletics programs.

In 2020-21, the Razorbacks won another NCAA title (Women's Indoor Track & Field), earned eight Top-10 NCAA finishes and a remarkable 10 Southeastern Conference regular season and tournament championships, including SEC triple crown sweeps in both men's and women's cross country & track and field, a second-straight soccer regular season crown, the program's first softball regular season title and a baseball regular season and tournament championship. Arkansas' championship total led the league and doubled the next closest SEC program.

Meanwhile, Razorback student-athletes combined for a 3.25 GPA and 104 student-athletes graduated from the University of Arkansas. A multi-million-dollar renovation of the Randal Tyson Track Center was completed, while brand new facilities, including the \$27 million J.B. and Johnelle Hunt Family Baseball Development Center and the \$15 million Frank O'Mara Track and Field High Performance Center were constructed.

The many accomplishments came despite the challenges of dealing with a global pandemic. With more than 28,500 COVID-19 tests conducted, Razorback Athletics had a positivity rate of less than one percent and was not the cause of an event cancellation in any sport due to COVID-19.

Yurachek's leadership is also making a difference within Arkansas, the SEC and throughout intercollegiate athletics. Arkansas Governor Asa Hutchinson named Yurachek to the Governor's Economic Recovery Task Force, to help guide state reopening in the wake of COVID-19. In April 2021, Yurachek was named to the NCAA Football Oversight Committee, after previously serving on the NCAA Football Competition Committee.

While 2020-21 was the culmination, the program's trend of success under Yurachek's leadership was taking shape in previous years. Even in an abbreviated 2019-20 competition schedule, Razorback Athletics built an impressive resume, including winning its first NCAA championship in women's cross country and its first SEC title in soccer. In addition, the Razorbacks

earned SEC championships in women's cross country and men's and women's indoor track and field. Razorback student-athletes followed suit in the classroom, earning a 3.24 cumulative GPA with 107 student-athletes adding their names to Senior Walk as University of Arkansas graduates.

Razorback Athletics was also at the forefront of several key initiatives in 2019-20. In October, Nolan Richardson Court was dedicated at Bud Walton Arena. The Eddie Sutton Men's Basketball Practice gymnasium was created at the Basketball Performance Center.

In 2018-19, Arkansas finished No. 23 in the Learfield IMG College Directors' Cup, including finishing first among programs with 19 or fewer teams. Arkansas captured two NCAA team championships (women's indoor and outdoor track & field), four SEC team championships (women's cross country, women's indoor and outdoor track & field, men's golf) and four SEC team runner-up finishes (soccer, men's cross country, men's indoor track & field and women's basketball).

In addition, the Razorback Baseball team won a share of the SEC Western Division title and advanced to its second straight College World Series. A total of 14 programs were nationally ranked during 2018-19, including five in the top 10. Arkansas had four NCAA individual and 22 SEC individual champions.

Razorback student-athletes continued to achieve at a high level in the classroom, posting a cumulative GPA of 3.24. The program graduated 98% of student-athletes who exhausted their athletic eligibility.

In 2018-19, Arkansas hosted its first NCAA Men's and Women's Golf Championships at Blessings Golf Club. In addition, Arkansas was home to the 2019 SEC Indoor and Outdoor Track & Field Championships as well as both an NCAA Baseball Regional and Super Regional at Baum-Walker Stadium.

Yurachek launched several initiatives to further engage Arkansas and Razorback fans around the world. In August 2018, as part of the One Razorback campaign, the inaugural One Hog Call event was held in Fayetteville, Little Rock and around the globe. Razorback fans from more than 16 countries and 40 states participated in a simultaneous Hog Call.

Yurachek's first full year in Fayetteville saw tremendous success. Arkansas tied a program record with a No. 16 finish in the 2017-18 Learfield Sports Directors Cup, and first in the nation among schools with 19 or fewer sports.

In 2017-18, Arkansas captured four SEC championships (men's and women's cross country, women's indoor track, women's golf), including the school's first SEC crown in women's golf. The Razorbacks earned three top-five national finishes including national championship runner-up finishes at the 2018 NCAA Women's Indoor Track and Field Championships and the 2018 College World Series. Four Arkansas student-athletes earned individual national championships.

In the 2018 spring semester, Razorback student-athletes earned a record-tying 3.25 GPA and 282 student-athletes secured a spot on the department honor roll. Nearly 125 Razorback student-athletes added their name to Senior Walk as graduates of the University of Arkansas.

Yurachek came to Arkansas from the University of Houston where he served as the vice president for athletics. Prior to Houston, Yurachek served as Director of Athletics at Coastal Carolina University, where Coastal won 29 Big South Conference championships. Yurachek was named Under Armor FCS Athletic Director of the Year in 2014. He has also worked at the University of Akron, the University of Virginia, Western Carolina University, Vanderbilt University and Wake Forest University.

In Yurachek's first two years at Houston, the Cougars' sport programs eclipsed 225 points in the Learfield Directors' Cup in back-to-back years for the first time in department history, securing top-three finishes in The American Athletic Conference both years. The Cougars improved to second in 2016-17 after finishing third in 2015-16. Houston's programs combined for a league-leading five American Conference team championships and 22 American Conference individual titles.

The success was not limited to the field of play, however, as UH student-athletes opened the fall





semester with a record 96 student-athletes on the Dean's List. That record was short lived as 109 student-athletes earned Dean's List honors in the spring semester. Houston student-athletes combined for the highest spring GPA (2.95), highest cumulative GPA following a spring semester (2.93) and the highest average hours passed in a spring semester (14.1) in department history.

The 2016-17 year also saw the continuation of an aggressive facilities plan as construction began on the \$60 million renovation of the Fertitta Center, the football indoor practice facility and a baseball player development center and clubhouse with more than \$85 million of projects all privately funded.

In his first year in the role, Houston recorded its highest finish in the Learfield Directors' Cup since 1999-2000 and its second-highest finish in school history with 296.5 points to finish 73rd nationally. The 2015-16 academic year saw the Houston Football program capture The American Athletic Conference Championship and a Chick-fil-A Peach Bowl win over Florida State, the Houston Men's Track & Field program win The American Indoor and Outdoor Championships and the Houston Women's Golf program claim an American Championship in only its second year with a full team. In addition, the Men's Basketball program returned to the NCAA postseason for the 29th time in program history and the Men's Golf program advanced to the NCAA Championships for the third straight year.

All of the athletic achievements occurred while UH student-athletes recorded the second-best fall GPA, 2.91, and second-best spring GPA, 2.87, in athletic department history while placing a record 88 student-athletes on the University's Dean's Honor List in the spring.

Yurachek led the Houston Athletics fundraising charge with a record amount \$5.2 million in private donations to the Athletics general scholarship fund in the 2014-15 fiscal year. Focused on improving the student-athlete experience, Yurachek also led a department that unveiled the completed Guy V. Lewis Development Center for the Houston Men's and Women's Basketball programs, Carolyn and Ron Yokubaitis Field at Carl Lewis International Track & Field Complex, one of the nation's largest collegiate baseball video boards, a renovated Houston Football locker room and a short game facility for the Houston Men's and Women's Golf programs.

Named by Chancellor Dr. Renu Khator as Chair for a campus-wide steering committee established to oversee the grand opening events for the \$128 million TDECU Stadium, Yurachek assisted in the cultivation, solicitation and securing of a 10-year, \$15 million-naming rights agreement for TDECU Stadium with the per year value ranking in the top ten nationally for collegiate venue naming rights agreements.

Yurachek was instrumental in the national search and hiring of football and men and women's basketball head coaches (Tom Herman, Kelvin Sampson, Ronald Hughey) while overseeing the development and implementation of a \$500,000 remodeling project to the men and women's basketball locker rooms.

He served as liaison with an architectural design firm on the plans for the \$25-million Guy V. Lewis Development Center as well as overseeing the development and implementation of a \$500,000 facility enhancement to the Athletics/Alumni Center, including the addition of Cougar Cafe, a student-athlete nutri-

tion center.

Yurachek came to Houston after serving four years as Director of Athletics at Coastal Carolina University where he oversaw a department featuring 18 men's and women's NCAA Division I sport programs. A testament of his vision, Yurachek was named the 2014 Under Armour FCS Athletic Director of the Year in May of 2014.

Under Yurachek's leadership, the Chanticleers won a total of 29 Big South Championships (both regular season and tournament championships), made 30 NCAA appearances and finished a program-best 79th in the 2012-13 Learfield Director's Cup.

During Yurachek's time of leadership, Coastal hosted an NCAA Baseball Regional; NCAA Baseball Super Regional; NCAA Division I Football championship contests in 2010 and '13; and NCAA Men's Soccer Championship matches in 2011, '12 and '13, as well as winning a competitive bid to host the VisitMyrtleBeach.com Men's and Women's Big South Basketball Championships in 2013, 2014 and 2015, sponsored by the Myrtle Beach Area Chamber of Commerce.

Coastal Carolina student-athletes posted a 3.028 grade point average (GPA) for the fall 2013 semester and saw its overall GPA rise from 3.053 to 3.108. Of the 434 student-athletes, 253 - or 58.3 percent - posted a GPA between 4.0 and 3.0, including 28 who earned President's List (4.0 GPA for the semester) and an additional 117 who earned Dean's List recognition.

In addition, during Yurachek's tenure Coastal Carolina student-athletes earned:

- 363 All-Big South honors
- 31 All-Big South Player of the Year honors along with 13 Big South Freshman of the Year honors
- 28 All-America honors
- 11 Big South Scholar-Athlete of the Year honors in their respective sports
- 5 Academic All-America honors
- 4 national postgraduate scholarships
- 3 Big South Conference Christenberry Awards for Academic Excellence

With all the success, the Coastal Carolina department operated within a balanced budget during Yurachek's tenure, thanks to his zero-budget initiative and the unprecedented revenues generated since his arrival with his restructuring of the external relations

department. In his first year, the department revenue was at \$560,000, including \$316,000 in ticket sales and sponsorships at \$250,000. After the 2012-13 year, revenue came in at \$1.4 million, thanks to \$549,000 in ticket sales and \$600,000 in sponsorships.

Since 2010, the Department of Athletics added women's lacrosse; launched Champions for Life, a life skills enhancement program for student-athletes; signed a five-year \$1.1 million contract with an athletic apparel provider; established the Letterwinners Association; successfully completed NCAA Cycle 3 Recertification; and has been featured on the front page of the sports section of USA Today with the headline reading "Coastal Carolina Piles up Sports Success."

Also, during Yurachek's tenure, several major projects that supported intercollegiate athletics totaling more than \$250 million were included in the University's ongoing capital improvements across the campus.

Prior to his appointment at Coastal Carolina University, Yurachek was executive senior associate athletics director at the University of Akron. He led and managed the Zips' external relations unit, which included marketing and promotions, media relations, ticket operations, development (Z-Fund), video operations and merchandising. In addition, he was the sport administrator for men's basketball, men's golf and women's golf and worked closely with the football program.

Yurachek has also held various athletics administration leadership positions at the University of Virginia, Western Carolina University, Vanderbilt University and Wake Forest University.

He earned his bachelor's degree in business management at Guilford College in 1990, where he was a four-year letter winner in basketball. He earned his master's degree in sports administration from the University of Richmond in 1994.

Born in Richmond, Va., and raised in Charlotte, N.C., Yurachek, and his wife Jennifer have three sons: Ryan, Jake and Brooks. Ryan is a former Marshall University football student-athlete and is a graduate assistant on the Razorback Football staff. Ryan and his wife Morgan reside in Fayetteville. Jake is a redshirt-junior football student-athlete at the University of Arkansas. Brooks is a junior at Fayetteville High School and is a member of the football and boys' basketball teams.





ABOUT THE RAZORBACK FOUNDATION

The mission of The Razorback Foundation, Inc., is to support the athletic endeavors of the University of Arkansas Razorbacks. Razorback Athletics is one of a handful of NCAA Division I Athletic Departments in the nation that is financially self-sustaining and requires no UA student fees or taxpayer support.

Razorback Foundation Annual Fund members supply student-athletes with a first-class education and championship-caliber facilities while providing the yearly financial support needed to operate 19 Razorback sport programs.

BENEFITS OF BECOMING AN ANNUAL FUND MEMBER

Priority seating



Invitations to special events



Member gifts

Priority parking

15% off at Hog Heaven

Complimentary media guides

IMPACT STUDENT-ATHLETES TODAY!

VALUE OF AN ATHLETIC SCHOLARSHIP

Tuition & Fees	\$ 9,384
Room, Board, Books	\$ 16,792
Academic & Personal Development	\$ 6,052
Apparel & Equipment	\$ 9,321
Medical & Sports Performance	\$ 20,439
Media & Promotions	\$ 9,744

ANNUAL TOTAL (based off 2020-21 school year) **\$ 71,732**

UNIQUE WAYS TO SUPPORT RAZORBACK STUDENT-ATHLETES

Cardinal & White - Cardinal & White is a philanthropic gift fund of the Razorback Foundation (gifts of \$25,000 and above) to support facility construction and renovations, student-athlete development opportunities, scholarships and other operations of the Athletic Department designed to enhance the student-athlete experience. Supporters of Cardinal & White receive a variety of unique experiences.

ONE Razorback Fund - Tax-deductible gifts of \$15 or more will continue to support the Razorback student-athletes and other athletic endeavors. Whether you live in Arkansas, another state or even another country, the goal of the ONE Razorback Fund is simple - generate support from EVERY Razorback alumnus, friend, family member and fan who loves the Hogs.

Small Business Member Program - For just \$100 annually, Small Business Members receive a Razorback Foundation Small Business Member window cling, priority points, a Razorback Foundation membership packet and a business listing on our website for other members to browse.

CONTACTS US TO LEARN MORE OR JOIN!

479-443-9000 | gohogs@razorbackfoundation.com | RazorbackFoundation.com | Text ONERazorback to 91999

   @RazorbackFoundation

PRO HOGS



2021-22 SCHEDULE

MERCER	11.9
GARDNER-WEBB	11.13
NORTHERN IOWA	11.17
+KANSAS STATE	11.22
+CINCINNATI / ILLINOIS	11.23
PENN	11.28
CENTRAL ARKANSAS	12.1
LITTLE ROCK	12.4
CHARLOTTE	12.7
#OKLAHOMA	12.11
^HOFSTRA	12.18
ELON	12.21
MISSISSIPPI STATE	12.29
VANDERBILT	1.4
TEXAS A&M	1.8
MISSOURI	1.12
LSU	1.15
SOUTH CAROLINA	1.18
TEXAS A&M	1.22
OLE MISS	1.26
*WEST VIRGINIA	1.29
GEORGIA	2.2
MISSISSIPPI STATE	2.5
AUBURN	2.8
ALABAMA	2.12
MISSOURI	2.15
TENNESSEE	2.19
FLORIDA	2.22
KENTUCKY	2.26
LSU	3.2
TENNESSEE	3.5