

ARKANSAS

**ONE** /  
RAZORBACK



2018-19 MEN'S  
**BASKETBALL**  
MEDIA GUIDE



# ARKANSAS ONE<sup>7</sup> RAZORBACK

## 2018-19 MEN'S BASKETBALL

10.26.18	<b>TUSCULUM (EXH)</b>
11.2.18	<b>SOUTHWEST BAPTIST (EXH)</b>
11.9.18	<b>@TEXAS#</b>
11.12.18	<b>UC DAVIS</b>
11.18.18	<b>INDIANA</b>
11.21.18	<b>MONTANA STATE</b>
11.23.18	<b>UT ARLINGTON</b>
12.1.18	<b>FIU</b>
12.5.18	<b>@COLORADO STATE</b>
12.8.18	<b>WESTERN KENTUCKY</b>
12.15.18	<b>UTSA*</b>
12.19.18	<b>GEORGIA TECH</b>
12.22.18	<b>TEXAS STATE</b>
12.28.18	<b>AUSTIN PEAY</b>
1.5.19	<b>@TEXAS A&amp;M</b>
1.9.19	<b>FLORIDA</b>
1.12.19	<b>LSU</b>
1.15.19	<b>@TENNESSEE</b>
1.19.19	<b>@OLE MISS</b>
1.23.19	<b>MISSOURI</b>
1.26.19	<b>@TEXAS TECH^</b>
1.29.19	<b>GEORGIA</b>
2.2.19	<b>@LSU</b>
2.5.19	<b>VANDERBILT</b>
2.9.19	<b>@SOUTH CAROLINA</b>
2.12.19	<b>@MISSOURI</b>
2.16.19	<b>MISSISSIPPI STATE</b>
2.20.19	<b>@AUBURN</b>
2.23.19	<b>TEXAS A&amp;M</b>
2.26.19	<b>@KENTUCKY</b>
3.2.19	<b>OLE MISS</b>
3.9.19	<b>@VANDERBILT</b>
3.13.19	<b>ALABAMA</b>





Mardracus Wade



Trey Thompson



Kikko Haydar



Dusty Hannahs



Rickey Scott



Coty Clarke



Alandise Harris



Keaton Miles



Willy Kouassi



Anthlon Bell



Jabril Durham

# 18 GRADUATES

Arkansas has seen 18 current or former players graduate in the last 5 years.



Moses Kingsley



Ronnie Brewer




Fred Gulley



Manuale Watkins



Lee Mayberry



Kareem Reid



Gary Ervin




# HEAD COACH MIKE ANDERSON

Mike Anderson is one of only four current Division I coaches with 15-plus years of head coaching experience and zero losing seasons.



Coach	Schools	Years
Roy Williams	Kansas/UNC	30
Tom Izzo	Michigan State	23
Mark Few	Gonzaga	18
<i>Mike Anderson</i>	<i>UAB/Missouri/Arkansas</i>	<i>16</i>



## NOTES AND STATS

- Taken three different programs to the NCAA Tournament
- Led the nation in steals per game four times and among the top 30 13 times
- Led the nation in assists once and ranked in the top 30 seven times
- Ranked in the top 30 in scoring offense seven times
- Ranked in the top 30 in turnover margin nine times
- Ranked in the top 30 in assist-to-turnover ration six times in last 11 season





# JERRY AND GENE JONES FAMILY

## STUDENT-ATHLETE SUCCESS CENTER


There is no debate about the most influential newcomer to Razorback Athletics in 2015-16. Opened for the start of the academic year, the Jerry and Gene Jones Family Student-Athlete Success Center, was officially dedicated on September 19 with members of the Jones Family, Vice Chancellor and Director of Athletics Jeff Long, Arkansas Governor Asa Hutchinson, Southeastern Conference Commissioner Greg Sankey and hundreds of Razorback student-athletes looking on.

The 55,000 square-foot facility dedicated to the development of more than 460 Razorback student-athletes was made possible by a \$10.65 million gift from the Jones family. The Jones Success Center addresses the academic, nutritional, personal and professional development of our student-athletes and creates an integrated academic support program focused on the graduation of all student-athletes at the University of Arkansas.

The Student-Athlete Success Center is the home of the Bogle Academic Center and provides student-athletes with multiple learning environments including academic advising and course preparation, leadership training through the Razorback Leadership Academy and career planning and service learning. It also houses the Sports Nutrition Center, serving the fueling needs of student-athletes competing in 19 sports.









# BASKETBALL PERFORMANCE CENTER

The 66,000 square-foot Basketball Performance Center opened in the fall of 2015 and is the home of the Razorback Basketball program.

The facility includes two full-court gymnasiums, locker rooms, a weight room, an athletic training room, coaches' offices, team meeting rooms, a student-athlete lounge, study areas and an equipment room.

The largest components of the facility are two identical practice gyms, which are approximately 12,280 square feet each. Each gym has six wall mounted goals and two portable goals that are identical to the goals used in Bud Walton Arena.

A state-of-the-art video coaching system is available in each gym with a large format video display for the team's use in reviewing video footage recorded during practice through the remotely operated cameras mounted on the ceiling.

The Performance Center's training room is approximately 1,720 square feet and contains a large treadmill treatment pool, cold plunge pool, hot plunge pool and a dual extremity pool.

The weight room is 4,030 square feet with a dedicated plyometric training area, private massage rooms and strength coach offices.



**This is one of the best facilities in the country**

— “ —  
MIKE ANDERSON







# BUD WALTON ARENA

- Arkansas is tied for the fourth-most home wins in the country during the Mike Anderson era, posting a record of 115-17 in Bud Walton Arena over the last seven years.
- The Razorbacks have ranked in the top 30 in national attendance in all 25 years playing in Bud Walton Arena, including 10th in 2017-18.







It was pretty intimidating.

“  
BILLY KENNEDY  
(TEXAS A&M)



You don't come here expecting to win.

“  
JOHN CALIPARI  
(KENTUCKY)



They're going to play fast.

“  
BILLY DONOVAN  
(OKC THUNDER)

In this building, they are going to beat a lot of people in here.

“  
JIM BOEHEIM (SYRACUSE)







BEST PLACE TO LIVE  
IN THE  
SEC  
FAYETTEVILLE, ARKANSAS



**5**

**FAYETTEVILLE, AR**

University of Arkansas

**13**

**NASHVILLE, TN**

Vanderbilt University

**56**

**COLUMBIA, SC**

University of South Carolina

**61**

**KNOXVILLE, TN**

University of Tennessee

**63**

**BATON ROUGE, LA**

LSU



# TRADITION

## BY THE NUMBERS

**33** NCAA Selections



**32** NCAA Appearances

**22** Conference Championships

**10** Sweet Sixteens

**6** Final Fours

**1** National Championship





# PRO HOGS



PATRICK BEVERLY | LA CLIPPERS



JOE JOHNSON | UTAH JAZZ



BOBBY PORTIS | CHICAGO BULLS

# RAZORBACKS IN THE NBA

**37** NBA Draft Selections

**12** NBA First Round Draft Picks

**16** All-Star Game Appearances

**3** NBA Champions





**RAZORBACK BASKETBALL**

Boss Hog.....1
Jerry & Gene Jones Success Center.....2-3
Basketball Performance Center.....4-5
Bud Walton Arena.....6-7
Fayetteville, Arkansas.....8-9
Tradition.....10
#ProHogs.....11
Table of Contents/Quick Facts.....12

**COACHING STAFF**

Mike Anderson.....14-19
Melvin Watkins.....20
TJ Cleveland.....21
Scotty Thurman.....22
Matt Zimmerman.....23
Jeff Daniels.....24
Will Bartlett/Dave Richardson.....25
Dave England/Riley Hall.....26
Robert Kisabeth/Graduate Assistants.....27
Executive Assistants/Managers.....28

**THE PLAYERS**

Roster.....30
TV/Radio Speed Chart.....31
The Juniors.....32-35
The Sophomores.....36-39
The Redshirts.....40-43
The Newcomers.....44-51
Player Career Game-By-Game Stats.....52-55
SEC Network.....56

**2017-18 YEAR-IN-REVIEW**

Season Notes.....58-59
Results.....60
Player Overall Season & SEC Statistics.....61
Team Game-By-Game Stats.....62
Opponent Game-By-Game Stats.....63
Player Game-By-Game (Pts-Rebs-Assists).....64
Starting Lineups.....64
Game Highs/Lows.....65
Leads & Deficits.....66
Specialty Stats.....67
Box Scores.....68-79
SEC Standings, Awards & Postseason Results.....80
SEC Individual Leaders.....81-82

**HISTORY**

Bud Walton Arena/Barnhill Arena.....84-87
Bud Walton Arena Records.....88
History & Memorable Games.....89-99
All-Americans.....100-101
Honors & Awards.....102-105
All-Time Final Rankings.....106-107
Razorbacks In The NBA.....108-109
Letterwinners.....110-111
Hall of Fame/Hall of Honor.....112

**RECORDS**

1,000-Point Scorers.....114-118
30-Point Games.....119
Scoring Records.....120-121
Field Goal Records.....122-124
Free Throw Records.....125-127
Rebounding Records.....128-129
Three-Point Field Goal Records.....130-132
Assist Records.....133
Block Records.....134
Steal Records.....135
Class Records.....136
Team Records.....137-141
Year-By-Year Comparison.....142-144
100-Point Games.....145
Miscellaneous Records.....146
Postseason Records.....147-148
All-Time Series Records.....149-157
Year-By-Year Records.....158
Coaching Records.....159
Year-By-Year Results.....160-174

**UNIVERSITY OF ARKANSAS**

Media Information/Razorback Radio Network.....176-177
The Southeastern Conference.....178
SEC Tournament.....179
University of Arkansas.....180-183
Chancellor Dr. Joseph E. Steinmetz.....184
Faculty Athletic Rep Gerald Jordan.....184
University Leadership.....185
Director of Athletics Hunter Yurachek.....186-187
Senior Staff.....188
Head Coaches.....189
Nike.....190
Razorback Foundation, Inc.....191
The SEC, It Just Means More.....192

**MEDIA GUIDE CREDITS**

**EDITOR**
Mike Cawood

**ASSISTANT EDITORS**

Kevin Trainor, Brent Hull, Taylor McGillis,
Jeri Thorpe, , Mary Lynn Gibson.

**OTHER CONTRIBUTORS**

Fayetteville Chamber of Commerce,
Southeastern Conference,
UA University Relations, Razorback Foundation,
All previous Arkansas Basketball SIDs.

**DESIGN SERVICES**

Mike Cawood, David Beall, Trent Daniel

**PRINTING**

JUST-US Printers, Inc., Springdale, Ark..

**PRIMARY PHOTOGRAPHER**

Walt Beazley

**CONTRIBUTING PHOTOGRAPHY**

Brooklyn Nets, Charlotte Hornets, Chicago Bulls,
Detroit Pistons, Hawgs Illustrated, Wesley Hitt,
Houston Rockets, Jason Ivester, Milwaukee Bucks,
New York Knicks, NBA/Getty Images, Phoenix Suns,
Portland Trail Blazers, Los Angeles Clippers, San
Antonio Spurs, Sports Illustrated, Utah Jazz.

**UNIVERSITY INFORMATION**

Location: Fayetteville, Ark.
Enrollment: 27,558
Founded: 1871
Colors: Cardinal (PMS 201) and White
Nickname: Razorbacks
Conference: Southeastern (SEC)
Arena (Capacity): Bud Walton Arena (19,200)

**ADMINISTRATION**

System President: Dr. Donald R. Bobbitt
Chancellor: Dr. Joseph E. Steinmetz
Vice Chancellor and Director of Athletics: Hunter Yurachek
Faculty Representative: Gerald Jordan

**HEAD COACH MIKE ANDERSON**

Seasons: 8th at Arkansas/17th Overall
Overall Record: 351-184 (.656)
Record at Arkansas: 151-86 (.637)
SEC Record: 70-54 (.565)
In Bud Walton Arena: 110-17 (.866)

**BASKETBALL STAFF**

Associate Head Coach: Melvin Watkins (8th Year)
Assistant Coach: T.J. Cleveland (8th Year)
Assistant Coach: Scotty Thurman (3rd Year - 9th with program)
Director of Operations: Matt Zimmerman (8th Year)
Director of SA Development: Jeff Daniels (8th Year)
Special Assistant to the Head Coach: Will Bartlett (8th Year)
Video Coordinator: Riley Hall (3rd Year)
Head Athletic Trainer: Dave England (36th Year)
Head Strength Coach: Dave Richardson (1st Year)
Graduate Assistant: Velton Kennedy (2nd Year)
Graduate Assistant: Trey Thompson (1st Year)

**TEAM INFORMATION**

2017-18 Record: 23-12
2017-18 SEC Record: 10-8
BWA Record: 15-2
Road Record: 3-7
Neutral Record: 5-3
NLR Record: 1-0
Last 12 Games: 8-4

**ALL-TIME RECORDS**

Seasons: 96th
Years: 1923-24 - Present
Overall Record: 1,670-939 (.640)
All-Time Conference Record: 820-538 (.604)
All-Time SEC Record: 235-209 (.529)
NCAA Tournament Record: 42-32 (.568)

**BUD WALTON ARENA**

Year Opened: 1994-95
All-Time Record: 347-79 (.815)
All-Time SEC Record: 147-60 (.710)
Total Attendance: 6,830,772
Average Attendance: 16,035

**NCAA TOURNAMENT HISTORY**

National Championships: 1 (1994)
National Runner-Up: 1 (1995)
NCAA Final Fours: 6
NCAA Elite Eight: 10
NCAA Sweet Sixteen: 10
NCAA Tournament Berths: 33\*
NIT Record (App.): 5-4 (3)

\* - Received a bid in 1944 but was unable to participate due to a car accident. Total number of appearances is 32.





## COACHING STAFF

---

### IN THIS SECTION

Mike Anderson .....	14-19
Melvin Watkins.....	20
TJ Cleveland .....	21
Scotty Thurman.....	22
Matt Zimmerman .....	23
Jeff Daniels.....	24
Will Bartlett/Dave Richardson.....	25
Dave England/Riley Hall.....	26
Robert Kisabeth.....	27
Velton Kennedy/Trey Thompson.....	27
Terry Mercer/Amanda Creamer.....	28
2018-19 Managers.....	28





CAN MORE™





# MIKE ANDERSON

**HEAD COACH - 8TH SEASON**

Razorback Nation welcomed home one of its own on March 23, 2011, when Mike Anderson was named the 12th head men's basketball coach in Arkansas history. Charged with bringing back the winning tradition that was synonymous with the Razorback program throughout the '80s and '90s while he was on the basketball staff, Anderson enters his eighth season at Arkansas and 17th year as a head coach in 2018-19.

Anderson has, in fact, brought Razorback basketball back to national relevance as the Hogs have made back-to-back NCAA Tournament appearances, played in the postseason in four of the last five years and, for the second straight year, brought in one of the nation's top recruiting classes, including six of the state's top players over the last two seasons.

One of just four current Division I head coaches with 15-plus years of experience and zero losing seasons, Anderson's 16 years at the helm of a program have resulted in a 351-184 record, 11 20-win campaigns, nine NCAA Tournament appearances, two Sweet 16 berths and a run to the 2009 Elite Eight.

During his first seven seasons at Arkansas, Anderson produced a 151-86 record and was the first head coach in program history to win 18 or more games in each of his first four years. Anderson has also re-established Bud Walton Arena as one of the toughest places to play and brought excitement back to the tradition-rich program. Since his return to Fayetteville, the Razorbacks are tied for the fourth-most home victories in the country with 110. The 2012-13 squad posted just the third unbeaten SEC home record (9-0) in program history and the first since 1998. The success on-and-off the court has translated into fan support as Arkansas has been a mainstay in the top 25 for national attendance during the Anderson era, including No. 10 in 2017-18.

While his on-court success is evident, Anderson is equally a champion in the community. In August of 2018, Anderson received the Burslow Foundation's Vision Award as well as being honored as the organization's ninth "Legend" for his contributions to the state, starting his own foundation and working with numerous community service projects.

Last season, Arkansas relied on a pair of senior guards and a freshman big man to post 23 wins, finish fourth in the SEC, reach the SEC Tournament semifinal and make a second-straight appearance in the NCAA Tournament. The guards - All-SEC picks Jaylen Barford and Daryl Macon - helped the Razorbacks lead the SEC in 3-point field goal percentage while ranking among the NCAA leaders in turnover margin. Barford also led the SEC by making 224 field goals while Macon led the league in free throw percentage (.875).

Both Barford and Macon went on to sign NBA free agent contracts. The big man - Daniel Gafford - was named to the SEC All-Freshman team as he tallied 76 blocked shots.

The previous year (2016-17), the Razorbacks posted the seventh-most wins in program history as Anderson led his squad to 12 SEC victories for the fifth time in school history and captured six conference road victories, tying the 1994 championship team and the 2015 NCAA Tournament squad for the most in the SEC era. The Razorbacks ended the season 8-3 in their last 11 SEC road contests, the best stretch since the end of the 1993-94 and beginning of the 1994-95 seasons. Arkansas used its second-best free throw percentage in school history (.761) to post a 4-0 record in games decided by one possession and a perfect 24-0 mark when leading with two minutes left in the contest. The team reached the SEC Tournament championship game and battled eventual national champion to the wire in the NCAA Tournament.

Not only has Anderson made Arkansas basketball relevant again on the court, but he has transformed the culture of the program and players are earning their degrees at an unprecedented rate.

During the last four years, 17 current or former players have received their degree from the University of Arkansas, including five individuals during the 2016-17 season. Last season, Trey Thompson completed his degree in December and wore the coveted "SEC Graduate" patch on his uniform during the 2017-18 campaign. Former Razorback great and all-time assist leader Kareem Reid walked across the stage 18 years after his final game as a Hog, and former graduate transfer Willy Kouassi graduated in the summer of 2017 with his master's degree.

A longtime assistant and associate head coach at Arkansas, Anderson spent a combined nine years as a head coach at the University of Alabama-Birmingham and the University of Missouri before returning to the Razorbacks.

Fans caught a glimpse of the glory days in 2014-15, as the Razorbacks returned to both the NCAA Tournament and SEC Tournament championship game for the first time since 2008. Highlighted by a victory over Southern Conference champ Wofford in the second round of the NCAA Tournament and a program-record six SEC road wins, Arkansas produced the sixth-most wins in program history with a 27-9 record. Of course, the up-tempo style of play donned the "Fastest 40 Minutes in Basketball" reached another level, as the Razorbacks led the SEC in five different statistical categories, including scoring (77.4), assists (16.1) and turnover margin (+3.8).





The 2014-15 campaign brought back memories of the 1990s, as Arkansas finished second in the SEC at 13-5 and spent eight weeks ranked in both the Associated Press Top 25 and USA Today Coaches Poll. Anderson's attention to detail in skill development helped sophomore Bobby Portis become just the second Razorback in program history to be named the SEC Player of the Year by both the Associated Press and league head coaches. Portis was the first Razorback to surpass 1,000 points and 500 rebounds as a sophomore and went on to become the 12th player in program history to be selected in the first round of the NBA Draft, when he went 22nd overall to the Chicago Bulls.

In 2013-14, the Razorbacks returned to the postseason for the first time since 2008 by earning a spot in the NIT. Improving its SEC Tournament seeding by two spots for the second straight year under Anderson, Arkansas finished fifth in the league standings at 10-8, while reaching the 20-win plateau (22-12) for the first time since the aforementioned 2007-08 campaign. Highlighting the 22-win season was the program's first season sweep of SEC rival Kentucky and a 5-1 mark against teams that advanced to the Final Four of the NCAA Tournament and NIT.

The Arkansas faithful witnessed the benefits of the Nolan Richardson-era style of play that Anderson teaches as the Razorbacks led the SEC in scoring (80.1), assists (15.3), steals (8.4) and turnover margin (+5.5), figures that all ranked in the top 30 in the nation. Individual development was also critical to Arkansas' improvement in 2013-14 as Bobby Portis became the sixth freshman in program history to earn All-SEC honors, snagging a spot on the All-SEC second team, SEC All-Freshman squad and USBWA All-District VII team.

Anderson's ability to change the direction of programs is nothing new. He inherited a program at Missouri that had been sub-.500 for two consecutive years and within three seasons, Anderson rejuvenated the program and had the Tigers dancing toward the Sweet 16. He guided Missouri to an overall record of 111-56 (.665) in five years with 13 wins over ranked opponents, four NCAA Tournament victories and a 75-13 mark at home.

Adapting his style of play from his mentor and Hall of Fame coach, Nolan Richardson, Anderson's teams are known for playing the "Fastest 40 Minutes in Basketball." His up-tempo style and tough defense allowed Missouri to make the biggest turnaround in college basketball during the 2008-09 season, when the Tigers went from 16-16 in Anderson's second season to 31-7 a year later. The turnaround of the Missouri program was not lost on the national analysts as he was named the National Association of Basketball Coaches (NABC) National Coach of the Year and the Clair Bee Coach of the Year in 2009 after he led the Tigers to the Big 12 Tournament championship and NCAA Tournament Elite Eight.

Anderson's "Fastest 40 Minutes in Basketball" has resulted in his team's ranking among the nation's elite in multiple statistical categories, while compiling some staggering numbers that have

**PERSONAL INFO »**

**Born:** Dec. 12, 1959  
**Hometown:** Birmingham, Ala.  
**Alma Mater:** Tulsa (1982)  
**Wife:** Marcheita  
**Children:** Darcheita, Michael Jr., Yvonne  
**Named Head Hog:** March 23, 2011

**COACHING RECORDS »**

Team	Record	Yrs
Arkansas	151-86	7
Missouri	111-57	5
UAB	89-41	4
<b>Overall</b>	<b>351-184</b>	<b>16</b>

**COACHING HONORS »**

- 2009 NABC National Coach of the Year
- 2009 Clair Bee Coach of the Year
- 2009 U.S. Olympic Trials Coach
- 2004 C-USA Coach of the Year

**PLAYER HISTORY »**







- 1980-82 - University of Tulsa
- 1978-80 - Jefferson (Ala.) JC
- 1975-78 - Jackson Olin (Ala.) HS

resulted in opponents fearing the up-tempo style of play. Anderson's clubs have led the nation in steals four times and have been in the top 10 in steals nine of 15 years, while finishing in the top 30 in scoring eight times. Since 2002-03, Anderson's teams have accounted for five of the 29 team totals around the country of 350-plus steals in a season, while he has won the turnover battle in 401 of 500 career games.

Anderson led Missouri to the NCAA Tournament during each of his final three years with the program. His 2008-09 squad marched all the way to the Elite Eight, defeating nationally ranked Marquette and Memphis, before falling to Connecticut. He returned the Tigers to the postseason in 2009-10, leading Mizzou to the second round of the tournament and completed the trifecta with a second round exit in 2010-11.

Missouri's success was due in large part to Anderson and his coaching staff, who searched for the best talent available to fill the needs of the "Fastest 40 Minutes in Basketball." That search led to back-to-back Big 12 Newcomers of the Year, Missouri's first Big 12 Defensive Player of the Year and Sixth Man of the Year and multiple All-Big 12 honors. Missouri's 2010 recruiting class was the best in the Big 12 and ranked in the top 10 in the nation by every recruiting service.

Anderson's first head coaching stop was at UAB, where in four years he amassed an 89-41 (.685) record with the Blazers. His teams made four consecutive postseason appearances, including three NCAA

 1980-82 - Student-Athlete	 1982-85 - Volunteer Assistant	 1985-89 - Volunteer Assistant 1989-00 - Assistant Coach 2000-02 - Assistant Head Coach	 2002-06 - Head Coach 89-41 (.680)	 2006-11 - Head Coach 111-57 (.660)	 2011-Present - Head Coach 151-86 (.637)
--	--	---	---	--	---





Tournament runs. Anderson's 2003-04 squad went all the way to the Sweet 16 after it defeated No. 2 Kentucky in the second round.

He was named the Ray Meyer Conference USA Coach of the Year in 2004 after leading the Blazers to an overall record of 22-10 and a share of the league's regular season championship. UAB's first round NCAA Tournament victory over Washington was the Blazers' first since the 1986 season and the Sweet 16 run was the first since the 1980-81 season.

While many believed that UAB would be rebuilding following its run to the Sweet 16, Anderson and his coaches went back to work developing talent and recruiting, and produced a 22-11 record the following year. The Blazers advanced to the second round of the NCAA Tournament and defeated SEC Western Division champion LSU in the first round of the Big Dance.

A part of the history and tradition that is Arkansas basketball, Anderson was a volunteer assistant, assistant coach, recruiting coordinator and assistant head coach over 17 seasons with the Arkansas basketball program under Richardson. During that run, the Razorbacks made 15 postseason appearances, five Sweet 16's, four Elite Eights, three Final Fours, finished as national runner-up in 1995 and won the 1994 National Championship.

Anderson was a part of perhaps the greatest run of basketball in Arkansas history as it matched many of the biggest names in the sport in total wins, NCAA Tournament appearances and Final Fours. The Razorbacks won five outright conference championships during his 17 years on the bench, an SEC Western Division title and Arkansas' only SEC Tournament championship in 2000.

Anderson's coaching career began as a volunteer assistant at his alma mater, Tulsa, where he worked with Richardson for three years before moving to Arkansas. His teams were 69-22 (.758) in those three seasons and earned two NCAA Tournament berths.

He played two seasons for Tulsa after transferring to the Golden Hurricane program from Jefferson (Ala.) Junior College. A two-year starter, Anderson averaged 12 points per game. His hard-nosed play helped Tulsa win the NIT Championship in 1981 and make the NCAA Tournament in 1982. He earned his bachelor's degree in education during the spring of 1982 from University of Tulsa.

Born in Birmingham, Alabama, Anderson was an All-State and All-City guard at Jackson Olin High School. He averaged 19 points as a senior and took his team to the state semifinals as a junior.

Anderson and his wife Marcheita have three children: Darcheita, a real estate agent, Mike Jr., a former player for Coach A while at Missouri and Yvonne, who played for Texas and is currently playing in a professional league in Italy. Anderson and his wife are also known as Popi and Mimi to their four grandchildren: Aiyana, Miikayla, Laila and Anderson.



## YEAR-BY-YEAR RESULTS »

Team	Year	Record	Finish
Arkansas	2017-18	23-12	NCAA - 1st Round
Arkansas	2016-17	26-10	NCAA - 2nd Round
Arkansas	2015-16	16-16	--
Arkansas	2014-15	27-9	NCAA - 2nd Round
Arkansas	2013-14	22-12	NIT - 2nd Round
Arkansas	2012-13	19-13	--
Arkansas	2011-12	18-14	--
Missouri	2010-11	23-11	NCAA - 2nd Round
Missouri	2009-10	23-11	NCAA - 2nd Round
Missouri	2008-09	31-7	NCAA - Elite Eight
Missouri	2007-08	16-16	--
Missouri	2006-07	18-12	--
UAB	2005-06	24-7	NCAA - 1st Round
UAB	2004-05	22-11	NCAA - 2nd Round
UAB	2003-04	22-10	NCAA - Sweet 16, C-USA Champs
UAB	2002-03	21-13	NIT Quarterfinals





**Overall:.....351-184 (.656)**  
 Home: .....238-40  
 Away:.....63-104  
 Neutral: .....50-40

**At Arkansas:.....151-86 (.637)**  
 Home: .....110-17  
 Away:.....24-50  
 Neutral: .....17-19

**At Missouri:..... 111-57 (.661)**  
 Home: .....79-11  
 Away:.....16-32  
 Neutral: .....16-14

**At UAB:.....89-41 (.685)**  
 Home: .....51-9  
 Away:.....23-24  
 Neutral: .....15-8

**In Season Openers:..... 16-0**  
 At Arkansas:.....7-0  
 Home: .....15-0, 6-0 at Arkansas  
 Away:.....0-0, 0-0 at Arkansas  
 Neutral: .....1-0, 0-0 at Arkansas

**In Home Openers: ..... 16-0**  
 at Arkansas.....7-0

**In Road/Neutral Openers: .....6-9**  
 at Arkansas:.....1-5

**In Conference Openers: .....8-8**  
 at Arkansas:.....3-4  
 Home: .....7-2, 2-1 at Arkansas  
 Away:.....1-6, 1-3 at Arkansas

**In Conference Home Openers:.....12-4**  
 at Arkansas:.....5-2

**In Conference Road Openers: .....6-10**  
 at Arkansas:.....2-5

**Against Ranked Teams:.....29-55**  
 at Arkansas:.....13-21  
 Home: .....18-14, 10-5 at Arkansas  
 Away:.....4-27, 2-9 at Arkansas  
 Neutral: .....6-14, 0-7 at Arkansas

**One-Possession Games:..... 46-37**  
 at Arkansas:.....22-15  
 Home: .....22-8, 12-3 at Arkansas  
 Away:.....15-21, 6-8 at Arkansas  
 Neutral: .....8-8, 3-4 at Arkansas

**Decided by 5 Points or Less:....68-59**  
 at Arkansas:.....35-22  
 Home: .....32-14, 18-4 at Arkansas  
 Away:.....26-33, 13-14 at Arkansas  
 Neutral: .....10-12, 4-4 at Arkansas

**In Overtime Games:..... 12-11**  
 at Arkansas:.....8-6  
 Home: .....9-1, 6-1 at Arkansas  
 Away:.....3-8, 2-4 at Arkansas  
 Neutral: .....0-2, 0-1 at Arkansas

**Conference Games:.....155-111**  
 at Arkansas:.....70-54  
 Home: .....101-32, 47-15 at Arkansas  
 Away:.....54-79, 23-39 at Arkansas

**Conference Tournaments: .....17-15**  
 at Arkansas:.....6-7

**NCAA Tournaments:.....9-9**  
 at Arkansas:.....2-3

**Scoring Below 50 Points:.....0-4**  
 at Arkansas:.....0-2  
 Home: .....0-0, 0-0 at Arkansas  
 Away:.....0-4, 0-2 at Arkansas  
 Neutral: .....0-0, 0-0 at Arkansas

**Scoring 50-59 Points:..... 5-27**  
 at Arkansas:.....3-13  
 Home: .....2-6, 2-2 at Arkansas  
 Away:.....1-16, 0-10 at Arkansas  
 Neutral: .....2-5, 1-1 at Arkansas

**Scoring 60-69 Points: .....43-69**  
 at Arkansas:.....17-36  
 Home: .....21-13, 11-4 at Arkansas  
 Away:.....15-38, 4-21 at Arkansas  
 Neutral: .....7-18, 2-11 at Arkansas

**Scoring 70-79 Points: ..... 93-57**  
 at Arkansas:.....41-24  
 Home: .....54-14, 24-6 at Arkansas  
 Away:.....26-29, 12-12 at Arkansas  
 Neutral: .....13-14, 5-6 at Arkansas

**Scoring 80-89 Points: .....120-24**  
 at Arkansas:.....45-10  
 Home: .....86-7, 36-5 at Arkansas  
 Away:.....15-14, 4-4 at Arkansas  
 Neutral: .....19-3, 5-1 at Arkansas

**Scoring 90-99 Points: .....65-1**  
 at Arkansas:.....33-0  
 Home: .....59-0, 30-0 at Arkansas  
 Away:.....3-1, 1-0 at Arkansas  
 Neutral: .....3-0, 2-0 at Arkansas

**Scoring 100 or More Points:.....23-1**  
 at Arkansas:.....10-0  
 Home: .....17-0, 8-0 at Arkansas  
 Away:.....1-1, 1-0 at Arkansas  
 Neutral: .....5-0, 1-0 at Arkansas





# MIKE ANDERSON VS ALL OPPONENTS

Opponent	Record	Home/Away/Neutral	Last Meeting	Opponent	Record	Home/Away/Neutral	Last Meeting
Air Force	1-0	0-0/1-0/0-0	2003 (L)	Missouri	7-5	5-1/2-4/0-0	2018 (L)
Akron	0-1	0-1/0-0/0-0	2015 (L)	Missouri-Kansas City	2-0	2-0/0-0/0-0	2010 (W)
Alabama	5-4	3-1/2-3/0-0	2017 (W)	Mount St. Mary's	1-0	1-0/0-0/0-0	2016 (W)
Alabama A&M	4-0	3-0/0-0/1-0	2012 (W)	Murray State	2-0	2-0/0-0/0-0	2009 (W)
Alabama State	1-0	1-0/0-0/0-0	2014 (W)	Nebraska	7-7	4-2/3-3/0-2	2011 (L)
Alcorn State	2-0	2-0/0-0/0-0	2012 (W)	Nicholls State	1-0	1-0/0-0/0-0	2003 (W)
Arizona	0-1	0-0/0-0/0-1	2005 (L)	North Alabama	1-0	1-0/0-0/0-0	2011 (W)
Arizona State	0-1	0-0/0-0/0-1	2012 (L)	North Carolina	0-3	0-0/0-0/0-3	2017 (L)
Arkansas	1-1	1-0/0-1/0-0	2008 (L)	North Carolina A&T	2-0	2-0/0-0/0-0	2008 (W)
Arkansas-Pine Bluff	3-0	3-0/0-0/0-0	2011 (W)	North Dakota State	1-0	1-0/0-0/0-0	2016 (W)
Army	1-0	1-0/0-0/0-0	2007 (W)	North Florida	3-0	3-0/0-0/0-0	2016 (W)
Auburn	8-2	4-1/4-1/0-0	2018 (W)	North Texas	1-0	1-0/0-0/0-0	2014 (W)
Austin Peay	2-0	2-0/0-0/0-0	2016 (W)	Northern Illinois	1-0	1-0/0-0/0-0	2011 (W)
Baylor	4-3	3-0/0-2/1-1	2011 (W)	Northwestern State	3-0	3-0/0-0/0-0	2015 (W)
Belmont	1-0	1-0/0-0/0-0	2005 (W)	Oakland	1-0	1-0/0-0/0-0	2011 (W)
Birmingham-Southern	2-0	2-0/0-0/0-0	2004 (W)	Oklahoma	5-3	4-0/0-3/1-0	2017 (W)
Bucknell	1-0	1-0/0-0/0-0	2017 (W)	Oklahoma State	6-4	3-1/2-3/1-0	2018 (W)
Butler	0-1	0-0/0-0/0-1	2018 (L)	Ole Miss	6-5	3-2/2-3/1-0	2018 (W)
California	1-3	1-0/0-2/0-1	2014 (L)	Old Dominion	3-0	3-0/0-0/0-0	2011 (W)
Cal State Bakersfield	1-0	1-0/0-0/0-0	2017 (W)	Oral Roberts	4-1	3-0/0-1/1-0	2017 (W)
Centenary	2-0	2-0/0-0/0-0	2009 (W)	Oregon	2-0	1-0/1-0/0-0	2011 (W)
Central Arkansas	1-0	1-0/0-0/0-0	2011 (W)	Prairie View A&M	1-0	1-0/0-0/0-0	2008 (W)
Central Florida	1-0	0-0/1-0/0-0	2006 (W)	Presbyterian	1-0	1-0/0-0/0-0	2011 (W)
Central Michigan	1-0	1-0/0-0/0-0	2008 (W)	Purdue	1-1	1-0/0-1/0-0	2008 (W)
Charleston Southern	1-0	1-0/0-0/0-0	2015 (W)	Rice	1-0	0-0/1-0/0-0	2006 (W)
Charlotte	4-2	1-2/1-0/2-0	2011 (W)	Richmond	1-3	1-1/0-2/0-0	2010 (L)
Chattanooga	3-0	1-0/0-0/2-0	2010 (W)	Robert Morris	1-0	1-0/0-0/0-0	2012 (W)
Cincinnati	1-3	1-0/0-2/0-1	2011 (L)	Saint Louis	3-0	1-0/1-0/1-0	2005 (W)
Clemson	3-1	1-0/0-1/2-0	2014 (L)	Samford	1-0	1-0/0-0/0-0	2017 (W)
Colorado	9-1	5-0/4-1/0-0	2011 (W)	Sam Houston State	2-0	1-0/0-0/1-0	2016 (W)
Colorado State	1-0	1-0/0-0/0-0	2017 (W)	Savannah State	3-0	3-0/0-0/0-0	2013 (W)
Columbia	1-0	0-0/1-0/0-0	2003 (W)	Seton Hall	1-0	0-0/0-0/1-0	2017 (W)
Connecticut	1-2	0-0/0-1/1-1	2017 (W)	Siena	1-0	0-0/1-0/0-0	2003 (W)
Coppin State	3-0	3-0/0-0/0-0	2009 (W)	SIU-Edwardsville	2-0	2-0/0-0/0-0	2013 (W)
Cornell	1-0	0-0/0-0/1-0	2009 (W)	South Alabama	3-0	1-0/1-0/1-0	2013 (W)
Davidson	1-0	1-0/0-0/0-0	2007 (W)	South Carolina	7-3	4-1/2-1/1-1	2018 (W)
Dayton	1-1	1-0/0-1/0-0	2015 (L)	South Carolina State	1-0	1-0/0-0/0-0	2006 (W)
Delaware State	2-0	2-0/0-0/0-0	2014 (W)	South Florida	7-0	3-0/4-0/0-0	2006 (W)
DePaul	3-3	2-0/0-2/1-1	2006 (L)	Southeastern Louisiana	2-0	2-0/0-0/0-0	2013 (W)
East Carolina	4-1	2-1/2-0/0-0	2006 (W)	Southeast Missouri State	1-0	0-0/0-0/1-0	2014 (W)
Eastern Kentucky	1-0	1-0/0-0/0-0	2011 (W)	Southern	3-0	3-0/0-0/0-0	2015 (W)
Evansville	2-0	2-0/0-0/0-0	2015 (W)	Southern California	1-1	0-0/0-0/1-1	2009 (W)
Fairfield	1-0	0-0/0-0/1-0	2009 (W)	Southern Illinois	1-0	1-0/0-0/0-0	2016 (W)
Fairleigh Dickinson	1-0	1-0/0-0/0-0	2010 (W)	Southern Methodist	4-0	1-0/2-0/1-0	2014 (W)
Florida	2-9	1-3/0-5/1-1	2018 (W)	Southern Miss	5-1	3-0/2-1/0-0	2006 (W)
Florida A&M	1-0	1-0/0-0/0-0	2012 (W)	St. John's	0-1	0-0/0-1/0-0	2003 (L)
Fordham	1-0	1-0/0-0/0-0	2008 (W)	Stanford	0-1	0-0/0-0/0-1	2015 (L)
Fort Wayne	1-0	1-0/0-0/0-0	2016 (W)	Stephen F. Austin	2-0	2-0/0-0/0-0	2016 (W)
Fresno State	1-0	1-0/0-0/0-0	2017 (W)	Stetson	2-0	2-0/0-0/0-0	2009 (W)
Georgetown	0-1	0-0/0-1/0-0	2011 (L)	Syracuse	0-1	0-1/0-0/0-0	2012 (W)
Georgia	8-3	4-0/3-3/1-0	2018 (W)	TCU	3-1	2-0/1-0/0-0	2005 (L)
Georgia Southern	1-0	1-0/0-0/0-0	2004 (W)	Tennessee	7-4	4-0/2-3/1-1	2018 (L)
Georgia Tech	0-1	0-0/0-0/0-1	2015 (L)	Tennessee-Martin	2-0	2-0/0-0/0-0	2013 (W)
Gonzaga	0-1	0-0/0-0/0-1	2013 (L)	Tennessee Tech	1-0	1-0/0-0/0-0	2015 (W)
Grambling State	1-0	1-0/0-0/0-0	2011 (W)	Texas	4-2	2-0/1-2/1-0	2016 (W)
High Point	1-0	1-0/0-0/0-0	2013 (W)	Texas-Arlington	1-0	1-0/0-0/0-0	2016 (W)
Houston	6-2	4-0/2-1/0-1	2017 (L)	Texas-El Paso	1-1	0-0/0-1/1-0	2006 (W)
Illinois	2-3	0-0/0-0/2-3	2011 (W)	Texas-Pan American	1-0	0-0/0-0/1-0	2010 (W)
Indiana State	1-0	1-0/0-0/0-0	2014 (W)	Texas-San Antonio	1-0	1-0/0-0/0-0	2014 (W)
Iona	1-0	1-0/0-0/0-0	2014 (W)	Texas A&M	6-10	5-2/1-7/0-1	2018 (W)
Iowa State	8-3	4-1/4-2/0-0	2014 (L)	Texas A&M-Corpus Christi	1-0	1-0/0-0/0-0	2003 (W)
Kansas	1-10	1-5/0-4/0-1	2011 (L)	Texas Southern	1-0	1-0/0-0/0-0	2011 (W)
Kansas State	4-6	4-1/0-5/0-0	2011 (L)	Texas Tech	7-1	4-0/1-1/2-0	2016 (W)
Kentucky	4-8	2-2/1-3/1-3	2018 (L)	Troy	1-0	0-0/0-0/1-0	2017 (W)
La Salle	1-0	0-0/0-0/1-0	2011 (W)	Tulane	3-4	3-1/0-3/0-0	2006 (W)
Lipscomb	1-0	1-0/0-0/0-0	2007 (W)	Tulsa	1-0	1-0/0-0/0-0	2006 (W)
Longwood	1-0	1-0/0-0/0-0	2012 (W)	UNLV	0-1	0-0/0-1/0-0	2003 (L)
Louisiana	2-0	2-0/0-0/0-0	2013 (W)	USC Upstate	1-0	1-0/0-0/0-0	2011 (W)
Louisiana Tech	3-0	3-0/0-0/0-0	2011 (W)	Utah Valley	2-0	2-0/0-0/0-0	2015 (W)
Louisville	0-4	0-1/0-1/0-2	2005 (L)	Valdosta State	1-0	1-0/0-0/0-0	2006 (W)
LSU	6-9	4-2/1-5/1-2	2018 (L)	Vanderbilt	9-4	6-1/2-2/1-1	2018 (W)
Marquette	4-1	1-0/1-1/2-0	2009 (W)	Virginia Commonwealth	3-0	2-0/1-0/0-0	2006 (W)
Marshall	3-1	1-1/2-0/0-0	2006 (W)	Wake Forest	1-1	1-0/0-1/0-0	2015 (L)
Maryland	1-0	0-0/0-0/1-0	2008 (W)	Washington	1-0	0-0/0-0/1-0	2004 (W)
Massachusetts	1-0	0-0/0-0/1-0	2006 (W)	West Alabama	1-0	1-0/0-0/0-0	2003 (W)
McNeese State	1-0	1-0/0-0/0-0	2008 (W)	West Virginia	0-1	0-0/0-0/0-1	2010 (L)
Memphis	3-5	2-2/0-3/1-0	2009 (W)	Western Illinois	2-0	2-0/0-0/0-0	2011 (W)
Mercer	0-1	0-0/0-0/0-1	2015 (L)	Western Kentucky	0-1	0-1/0-0/0-0	2006 (L)
Michigan	1-1	1-0/0-1/0-0	2012 (L)	Western Michigan	0-1	0-0/0-0/0-1	2004 (L)
Michigan State	0-1	0-0/0-0/0-1	2008 (L)	Wisconsin	0-1	0-0/0-0/0-1	2012 (L)
Milwaukee	1-0	1-0/0-0/0-0	2014 (W)	Wofford	1-0	0-0/0-0/1-0	2015 (W)
Minnesota	2-2	1-0/0-2/1-0	2017 (W)	Wyoming	1-0	0-0/0-0/1-0	2011 (W)
Mississippi State	7-7	5-2/2-5/0-0	2018 (L)	Xavier	0-1	0-0/0-0/0-1	2009 (L)
Mississippi Valley State	1-0	1-0/0-0/0-0	2011 (W)				





# MELVIN WATKINS

ASSOCIATE HEAD COACH - 8TH SEASON

A coaching veteran at the highest levels, Melvin Watkins is in his eighth year as associate head coach with the Razorbacks in 2018-19. A 41-year coaching career has seen him as a long-time assistant, associate head and head coach at Charlotte, Texas A&M and Missouri.

As Arkansas' recruiting coordinator and associate head coach, Watkins' prowess on the recruiting trails has made its impact at Arkansas. In 2013, the Razorbacks ushered in the No. 18 ranked recruiting class according to ESPN, which featured a pair of top-50 recruits. He also helped orchestrate a top 25 class in 2017, featuring four of the top five players in the state of Arkansas, including three of those coming to Fayetteville as four-star prospects by ESPN. For the 2018-19 season, the Razorback newcomers were ranked 25th nationally, including the top three players in Arkansas and the #29 power forward in the nation.

The Watkins-Anderson partnership was formed during the 2004-05 season as Watkins was retained on staff at Missouri when Anderson took the head coaching duties at the school. The dynamic combination immediately turned Missouri into a winning program, as the team went 18-12 in their first year together. Two years later, Missouri danced into the Elite Eight and won the Big 12 Tournament, reaching heights the Tigers had not seen in many years.

One of the best recruiters and assistants in the nation, Watkins was named the Top Assistant Coach in both 2009 and 2010 by Rivals.com, as he helped Missouri advance to a pair of NCAA Tournaments, go a combined 54-18 and win the Big 12 Tournament Championship during those years.

The Arkansas coaching staff has kept the program nationally relevant as they directed the Razorbacks to back-to-back NCAA Tournament appearances and four postseason berths over the last five seasons.

Working with the post players, Watkins helped develop Daniel Gafford into one of the top big men in the country in 2017-18. Gafford was named to the SEC All-Freshmen team, earned SEC Freshman of the Week honors three times and ranked second in the league (22nd in the NCAA) with 76 blocked shots.

The Razorbacks posted the seventh-most wins in program history in 2016-17, as the coaching staff led the squad to 12 SEC wins for the fifth time in school history and captured six conference road victories, tying the 1994 championship team and the 2015 NCAA Tournament

squad for the most in the SEC era. The Razorbacks ended the season 8-3 in their last 11 SEC road contests, the best stretch since the end of the 1993-94 and beginning of the 1994-95 seasons. Arkansas used its second-best free throw percentage in school history (.761) to post a 4-0 record in games decided by one possession and a perfect 24-0 mark when leading with two minutes left in the contest.

In 2014-15, the Razorback fans caught a glimpse of the glory days, as Arkansas returned to the NCAA Tournament and SEC Tournament championship game for the first time since 2008. Highlighted by a victory over Southern Conference champ Wofford in the NCAA Tournament second round and a program record six SEC road wins, Arkansas produced the sixth-most wins in program history with a 27-9 record. Of course, the "Fastest 40" reached another level, as the Razorbacks led the SEC in five different statistical categories, including scoring (77.4), assists (16.1) and turnover margin (+3.8).

Watkins was instrumental in the recruitment and development of Bobby Portis, as he became just the second Razorback in program history to be named the SEC Player of the Year by both the Associated Press and league head coaches in 2014-15. Portis was the first Razorback to surpass 1,000 points and 500 rebounds as a sophomore and went on to become the 12th player in program history to be selected in the first round of the NBA Draft, when he went 22nd overall to the Chicago Bulls.

A stickler for recruiting players that are accountable both on the floor and in life, Watkins places a heavy demand on his players' academic pursuits. While head coach at Texas A&M, 14 of the 17 players who completed their eligibility went on to earn a degree, while the remaining three went on to play professional basketball. His players during that time earned 15 Academic All-Big 12 first or second team honors.

Watkins joined the Missouri staff following an eight-year run as a head coach at both Texas A&M and his alma mater Charlotte. He spent six years roaming the sidelines for the Aggies between 1999 and 2004 and helped rebuild the struggling program. His efforts in recruiting landed him eight top 100 recruits, including Texas A&M's No. 4 all-time leading scorer Bernard King, 2005 NBA first round pick Antoine Wright and 2007 first team All-American and former Chicago Bull Acie Law.



Watkins was the head coach at Charlotte for two seasons and led his team to a pair of 20-win campaigns and two NCAA Tournaments. After a 19-year stint with the 49ers as an assistant and associate head coach, Watkins was given the head coaching title for the 1997 season and led his squad to a 22-9 mark and second round appearance in the NCAA Tournament. The fantastic first year for Watkins earned him Conference USA Ray Meyer Coach of the Year honors, while his second year at the helm of the program saw him guide the 49ers to another second round NCAA Tournament run.

Charlotte fans knew about Watkins long before he took over the program, as he was an All-Conference point guard for the school from 1973-77 and led the 49ers to the Final Four in 1977. Watkins then served as an assistant coach at the school for 10 years before being promoted to associate head coach, a position that he served in for nine years.

Following his standout career on the hardwood as a collegiate, Watkins was drafted by the Buffalo Braves in the fourth round of the 1977 draft. His No. 32 at Charlotte was retired following his senior season along with teammate Cedric Maxwell's No. 33.

Watkins' prep career at Reidsville High School saw him earn high school All-America honors as a senior in 1973. That season he acted as team captain and led his team to a state championship. Watkins was a three-year starter for Reidsville.

Along with his myriad of duties as a coach, Watkins has found time to be an invaluable member of the Columbia, Missouri; College Station, Texas; and Charlotte, North Carolina, communities. He is an active participant in Habitat for Humanity "Home Building Project," was a co-chair of the Battered Women's Shelter and is a member of the "100 Black Men of Charlotte" organization, a nationally known group that mentors young people and raises funds to assist individuals in their efforts to attend college.

Watkins and his wife Burrell are the parents of two sons, Manuale and Marcus, and a daughter, Keia. Marcus played basketball for Missouri, Keia is a graduate of the Missouri Medical School and Manuale completed his four-year Razorback career in 2017 and graduated from the University of Arkansas. Watkins is also the grandfather to Nathan, Eli and Miles, Keia and her husband David's three sons.







# TJ CLEVELAND

ASSISTANT COACH - 8TH SEASON

A former Razorback and one of the best young recruiters in the nation, TJ Cleveland returned to the University of Arkansas in 2011 and is entering his eighth year as an assistant coach in 2018-19.

A 15-year coaching and staff veteran since his playing days at Arkansas, Cleveland's career path back to Fayetteville mirrors that of his mentor, Mike Anderson.

A player for the Razorbacks from 1998-2002, Cleveland joined Anderson's staff at the University of Alabama-Birmingham upon graduation as a video coordinator and was named an assistant coach prior to the 2005-06 season. Cleveland then joined Coach Anderson at Missouri for the 2006-07 season and, in five seasons with the Tigers, became known as a tireless worker and recruiter as well as one of the up-and-coming young coaches in the college game.

Following his third season with Missouri, Cleveland was asked to participate and was featured at Nike's Top Up & Coming Assistants Villa 7 Consortium. He has since been featured at Villa 7 five times.

Cleveland's efforts with the Arkansas backcourt were visible immediately upon his return to Fayetteville, as the Razorbacks improved their turnover margin by 200-percent, which moved them from 101st in the nation to 19th in a single season. In four of the last six years, Arkansas has led the SEC in both turnover margin and steals, statistical categories that are synonymous with Anderson's "The Fastest 40 Minutes in Basketball."



His relentless work on the recruiting trail has helped land a top 25 class in both 2017 and 2018, featuring seven of the top players in the state of Arkansas over the two-year span.

Cleveland was also instrumental in the recruitment and development of Bobby Portis, as he became just the second Razorback in program history to be named the SEC Player of the Year by both the Associated Press and league head coaches in 2014-15. Portis was the first Razorback to surpass 1,000 points and 500 rebounds as a sophomore and went on to become the 12th player in program history to be selected in the first round of the NBA Draft, when he went 22nd overall to the Chicago Bulls.

The Arkansas coaching has put the program among the national conversation as the Razorbacks have played in back-to-back NCAA Tournaments and collected at least 23 wins each year.

Last season, the Razorbacks led the league in 3-point field goal percentage (.396) while ranking second in assist-to-turnover ratio, field goal percentage, scoring offense and fewest turnovers per game. Senior guards Jaylen Barford and Daryl Macon, each of whom were named first team All-SEC and signed NBA contracts after the 2017-18 season, played a key role in those statistics. Barford led the league in field goals made (224) and 3-point field goal percentage (.433). Macon led the league in free throw percentage (.875) and dished out 138 assists.

The Razorbacks posted the seventh most wins in program history in 2016-17, as the coaching staff led the squad to 12 SEC wins for the fifth time in school history and captured six conference road victories, tying the 1994 championship team and the 2015 NCAA Tournament squad for the most in the SEC era. The Razorbacks ended the season 8-3 in their last 11 SEC road contests, the best stretch since the end of the 1993-94 and beginning of the 1994-95 seasons. Arkansas used its second best free throw percentage in school history (.761) to post a 4-0 record in games decided by one possession and a perfect 24-0 mark when leading with two minutes left in the contest.

During his tenure with Missouri, Cleveland worked predominantly with the Tigers' guards, and players flourished under his tutelage. In 2006-07, Cleveland's first season at Missouri, he mentored Steffon Hannah to Big 12 Newcomer of the Year accolades. Another Cleveland trainee, J.T. Tiller, took Co-Big 12 Defensive Player of the Year honors in 2008-09.

Executing Anderson's style of play from the guard position has been instrumental in the team success that Cleveland has enjoyed both as a player and coach. Missouri ranked second in the nation in turnover margin for three straight seasons and led the nation in steals in 2010 (10.9 per game) and assists in 2009 (18.4 per contest). Cleveland's last team at Missouri ranked second in the nation in both steals per game (9.7) and turnover margin (5.4). The Tigers also ranked among the nation's top 30 in five other statistical categories, including scoring offense (10), assists per game (15), assist-to-turnover ratio (24), blocked shots per game (26) and scoring margin (27).

Cleveland's coaching career started at UAB where he



worked his way up from video coordinator to assistant coach. In his one year as a coach with the Blazers, UAB advanced to the first round of the NCAA Tournament and ranked third in the nation in steals per game at 10.9 per contest. UAB also led Conference USA in assists, assist-to-turnover ratio, turnover margin and field goal percentage, while ranking second in scoring, scoring margin and steals. Former Blazer Carldele Johnson ranked ninth in the nation in assists per game that year with 6.3 per outing, while also ranking 20th with 2.6 steals per game.

During his time at UAB and Missouri, Cleveland worked with seven eventual NBA players: first round draft pick Bobby Portis (Chicago Bulls), Donell Taylor (Washington Wizards), Squeaky Johnson (New Orleans Hornets), first round draft pick DeMarre Carroll (Brooklyn Nets), Kim English (Detroit Pistons), Marcus Denmon (San Antonio Spurs) and Phil Pressey (Boston Celtics). Cleveland was also a teammate of current Utah Jazz guard and NBA All-Star Joe Johnson, as well as Charlotte Hornets guard Jannero Pargo.

As a player for the Razorbacks, Cleveland was instrumental in Arkansas' run to the 2000 SEC Tournament title, the only SEC Tournament championship in school history. During Arkansas' four-day run to the tournament title, Cleveland scored 23 points, grabbed 10 rebounds, dished 10 assists and had 11 steals, all off the bench.

During Cleveland's four-year career at Arkansas, the Razorbacks compiled a 76-50 overall record and made three trips to the NCAA Tournament. A two-year captain, Cleveland led the team in steals three times in his four seasons in Fayetteville and currently ranks tied for fifth on Arkansas' all-time steals list with 226. Cleveland led the Razorbacks in assists two times and three-point percentage in 1999-2000.

As a prep player for Minor High School in Birmingham, Alabama, Cleveland was an all-state and all-metro player as well as the MVP of the state tournament as a senior when he led his team to the state championship.

A 2002 graduate from Arkansas with a degree in communication, he is married to Ami (Watson) and the couple have twins: Caynen Thomas and Cayden James.





# SCOTTY THURMAN

ASSISTANT COACH - 3RD SEASON

Responsible for one of the most memorable moments in Arkansas basketball history, Scotty Thurman is in his ninth year with the program and his third as an assistant coach under Mike Anderson in 2018-19.

After spending six years as the director of student-athlete development and two seasons as a radio analyst on the Razorback Sports Network, Thurman was elevated to an assistant coach role on May 11, 2016. As a member of the coaching staff, Thurman assists with on and off campus recruiting, scouting reports, skill instruction, and player development.

No stranger to Arkansas basketball, Thurman provided his signature moment in the final minute of the 1994 NCAA championship game, when his three-pointer with 53 seconds remaining secured a 76-72 win over Duke.

Thurman returned to the Razorbacks in 2010-11, after successful professional and business careers to assist the student-athletes associated with the men's basketball program with their growth as individuals off the court. He was also charged with bridging the gap between Arkansas' current and former players.

During his six years as director of student-athlete development, Thurman assisted with academics, was a member of the Razorback Foundation's External Operations Team, participated in the Athletic Director's Diversity Council and served on the Never Yield steering committee. He was responsible for coordinating and developing programs that enhance personal and career development, along with participating in various community service efforts.

As part of the Arkansas coaching staff, Thurman has done his part to help bring the Razorbacks back to national

relevance. The program has made consecutive NCAA Tournament appearances and posted 49 wins over the last two seasons. Also, ESPN rated the Razorbacks' 2018 recruiting class among its top 25.

Last season, Arkansas continued a staple of Anderson-coached teams as part of the "Fastest 40 Minutes in College Basketball" when the Razorbacks led the league in 3-point field goal percentage while ranking second in the league in fewest turnovers, scoring offense and assist-to-turnover ratio. Leading the way were senior guards Jaylen Barford and Daryl Macon, each of whom were named All-SEC and signed NBA contracts.

The Razorbacks posted the seventh most wins in program history in 2016-17, as the coaching staff led the squad to 12 SEC wins for the fifth time in school history and captured six conference road victories, tying the 1994 championship team and the 2015 NCAA Tournament squad for the most in the SEC era. The Razorbacks ended the season 8-3 in their last 11 SEC road contests, the best stretch since the end of the 1993-94 and beginning of the 1994-95 seasons. Arkansas used its second best free throw percentage in school history (.761) to post a 4-0 record in games decided by one possession and a perfect 24-0 mark when leading with two minutes left in the contest.

As a player for the Razorbacks, Thurman's three years were some of the most decorated in program history, as he helped lead Arkansas to an 85-19 record over that span. The only player in Arkansas history to be named to the All-SEC first team three times, Thurman still ranks 10th on Arkansas' all-time scoring list with 1,650 points. He continues to hold Arkansas' single-season record for 3-pointers in a season with 102 and ranks second on the career 3-point chart with 267.



Following his playing days with the Razorbacks, Thurman played 11 seasons of professional basketball overseas in Lebanon, Greece, Cyprus and Italy. His successful pro career came to a close after the 2006 season and he returned to the state to reside in Little Rock. There, he worked in the real estate field and, eventually, began working for Episcopal Collegiate School as Director of Community Relations, as well as being a teacher and coach.

Thurman received a bachelor's degree from Philander Smith College in 2003 and his Masters in secondary education from the University of Arkansas at Little Rock in 2012.

He and his wife Regina have two children, Scotty Jr., and Romani Elise and one grandson, Isaiah Ashton. Scotty Jr. graduated from Arkansas in the spring of 2016.







# MATT ZIMMERMAN

DIRECTOR OF OPERATIONS - 8TH SEASON

An Arkansas native and University of Arkansas graduate, Matt Zimmerman returned to his alma mater in 2011 and is in his eighth year with the Razorback men's basketball program in 2018-19.

After spending five years as a member of the coaching staff, Zimmerman is in his third year as the Director of Basketball Operations and color analyst for the Razorback Sports Network.

He is involved in all facets of the program, including on-campus recruiting, student-athlete visits, team travel, scheduling, summer camps and the budget.

A 21-year basketball coaching veteran at both the high school and collegiate ranks, Zimmerman has been with Mike Anderson for each of the past 16 seasons with stops at the University of Alabama-Birmingham, the University of Missouri and now at the University of Arkansas.

Known for his tireless work ethic, Zimmerman is a high-energy individual whose personality is infectious on the court. Over his 16 seasons on Anderson's staff, he has been a part of 11 20-win campaigns, nine NCAA Tournament appearances, two Sweet 16 berths and a run to the 2009 Elite Eight.

The Arkansas coaching staff has put the Razorbacks among the national conversation as the program has made back-to-back NCAA Tournament appearances, won at least 23 games each of the last two seasons and continues to do the things to make Arkansas the "Fastest 40 Minutes in College Basketball."

Last season, Arkansas posted wins over five nationally-ranked teams en route to a 23-12 record and reaching the SEC Tournament semifinal while finishing fourth in the SEC. Guard Jaylen Barford and Daryl Macon were both named All-SEC and both signed NBA contracts. Daniel Gafford ranked second in the SEC in blocked shots and was named to the SEC All-Freshman team.

The Razorbacks posted the seventh most wins in program history in 2016-17, as the staff led Arkansas to 12 SEC wins for the fifth time in school history and captured six conference road victories, tying the 1994 championship team and the 2015 NCAA Tournament squad for the most



in the SEC era. The Razorbacks ended the season 8-3 in their last 11 SEC road contests, the best stretch since the end of the 1993-94 and beginning of the 1994-95 seasons. Arkansas used its second best free throw percentage in school history (.761) to post a 4-0 record in games decided by one possession and a perfect 24-0 mark when leading with two minutes left in the contest.

In year four at Arkansas in 2014-15, the Razorback fans caught a glimpse of the glory days, as Arkansas returned to the NCAA Tournament and SEC Tournament championship game for the first time since 2008. Highlighted by a victory over Southern Conference champ Wofford in the NCAA Tournament second round and a program record six SEC road wins, Arkansas produced the sixth-most wins in program history with a 27-9 record. Of course, the up-tempo style of play donned the "Fastest 40 Minutes in Basketball" reached another level, as the Razorbacks led the SEC in five different statistical categories, including scoring (77.4), assists (16.1) and turnover margin (+3.8).

Zimmerman's history of developing players was on full display in 2014-15, as sophomore Bobby Portis became just the second Razorback in program history to be named the SEC Player of the Year by both the Associated Press and league head coaches. Portis was the first Razorback to surpass 1,000 points and 500 rebounds as a sophomore and went on to become the 12th player in program history to be selected in the first round of the NBA Draft, when he went 22nd overall to the Chicago Bulls.

Prior to coming to Arkansas, Zimmerman was an assistant at Missouri and helped the Tigers compile a 111-57 record in Columbia. While just 34-28 in his first two seasons, the individual improvements of the Tigers were evident in year three as Missouri was credited with the best turnaround in the nation in 2008-09, going 31-7 overall, winning the Tigers' first Big 12 Tournament Championship and advancing to the NCAA Elite Eight. That 2008-09 team's trip to the NCAA Tournament was the first of three straight postseason appearances for Missouri.

Working with both the guards and the posts, he takes great pride in the individual development of his players, and has watched some of his protégés at Missouri, DeMarre Carroll, Phil Pressey, Kim English and Marcus Denmon become some of the best players in Tiger history. Denmon completed his Missouri career as the second-best three-point shooter in school history, while English earned All-Big 12 honors and was joined by Denmon in the backcourt to create one of the most feared guard tandems in recent memory in the Big 12 Conference.

Zimmerman's first collegiate coaching position was at UAB, when he joined Anderson for his first season with the Blazers in 2002-03. In four seasons, UAB advanced to four postseason tournaments, including three straight NCAA bids and a dramatic Sweet 16 run in 2004. That year, the Blazers knocked off No. 1 seed Kentucky after defeating Washington in the first round. Along with its postseason accomplishments, UAB also won a share of the Conference USA Championship in 2004 with its impressive 12-4 league record.

During his time at UAB and Missouri, Zimmerman worked with five eventual NBA players: Donell Taylor (Washington Wizards), Squeaky Johnson (New Orleans Hornets), first round draft pick DeMarre Carroll (Toronto Raptors), Kim English (Detroit Pistons) and Phil Pressey (Boston Celtics).



Zimmerman's coaching career began in the high school ranks in Arkansas, where he spent seven years as a head coach at both Dardanelle High School and Planview-Rover High School. He amassed an impressive 74-46 record as the head coach at Dardanelle over four seasons and guided his team in 2000 to the quarterfinals of the Class AAA State Tournament. The Sand Lizards ended the 2000 season with a record of 24-11 and a No. 7 ranking. After a 17-10 record and state tournament appearance in 2001, Zimmerman led his team to a District 4A Tournament Championship in 2002 with an 18-12 record. He earned District Coach of the Year honors in each of his final three seasons and was named the KARV Dream Team Coach of the Year and River Valley Radio Coach of the Year in 2000.

As the head coach and athletics director at Planview-Rover, Zimmerman led the Panthers to three conference championships and was selected as the 4A South Conference's Outstanding Boys Coach in 1996. His girls' team competed in the 1997 State Tournament and finished with a state ranking of No. 10.

A veteran of "The Fastest 40 Minutes in Basketball" style that Anderson employs, Zimmerman learned the basics of the system when he was a manager for his alma mater and Naismith Hall of Fame head coach Nolan Richardson. In his three years working with the Razorbacks, Arkansas won two Southwest Conference (SWC) Championships, two SWC Tournament titles and made three NCAA Tournament appearances. He was a part of Arkansas' 1990 Final Four team, which ended the year 30-5. He also assisted with Razorback Basketball Camps throughout his tenure as manager and high school coach.

A 1990 graduate of Arkansas with a degree in physical education and four years in the ROTC, Zimmerman joined the United States Army after he earned his degree. He spent five years in the military, earning the rank of Captain, graduating from Airborne School in 1991 and serving with the 1st Infantry Division (The Big Red One) from 1991-95. His other experiences in the military included Platoon Leader, Shop Officer, Company Executive Officer and Battalion Adjutant.





# JEFF DANIELS

DIRECTOR OF STUDENT-ATHLETE DEVELOPMENT - 8TH SEASON

Jeff Daniels is in his eighth year with the Razorbacks in 2018-19 and enters his third season as the Director of Student-Athlete Development. A veteran of the game, Daniels came to Arkansas after spending five years on head coach Mike Anderson's staff at Missouri.

Daniels spent five years as the Director of Basketball Operations at Arkansas, before transitioning into the Director of Student-Athlete Development prior to the 2016-17 season. Daniels is charged with coordinating programs to enhance personal and career development of the student-athletes, while engaging the players in community service efforts.

Last season, Arkansas won 23 games and played in its second straight NCAA Tournament. The Hogs led the league in 3-point field goal percentage while ranking second in the SEC in four other categories. The program produced two first team All-SEC picks - Jaylen Barford and Daryl Macon - while Daniel Gafford emerged on the scene as one of the league's premier big men to be named to the SEC All-Freshman team.

The Razorbacks posted the seventh most wins in program history, going 26-10, in 2016-17, as the staff led Arkansas to 12 SEC wins for the fifth time in school history and captured six conference road victories, tying the 1994 championship team and the 2015 NCAA Tournament squad for the most in the SEC era. The Razorbacks ended the season 8-3 in their last 11 SEC road contests, the best stretch since the end of the 1993-94 and beginning of the 1994-95 seasons. Arkansas used its second best free throw percentage in school history (.761) to post a 4-0 record in games decided by one possession and a perfect 24-0 mark when leading with two minutes left in the contest.

The 2014-15 campaign saw Arkansas return to its glory days of the 1990s, as the Razorbacks returned to both the NCAA Tournament and SEC Tournament championship game for the first time since 2008. Highlighted by a victory over Southern Conference champ Wofford in the NCAA Tournament second round and a program record six SEC road wins, Arkansas produced the sixth-most wins in

program history with a 27-9 record.

In 2013-14, the Razorbacks returned to the postseason for the first time since 2008, by earning a spot in the NIT. Arkansas finished fifth in the league standings at 10-8 while reaching the 20-win plateau (22-12) for the first time since the aforementioned 2007-08 campaign. Highlighting the 22-win season was the program's first-ever season sweep of SEC rival Kentucky and a 5-1 mark against teams that advanced to the Final Four of the NCAA Tournament and NIT.

Daniels has been with Anderson for the past 13 years, one at Alabama-Birmingham, five at Missouri and the last seven at Arkansas. Over his 12 years on Anderson's staff, he has been a part of 10 winning campaigns, seven 20-win seasons and six NCAA Tournament appearances, highlighted by a 31-win season and run to the Elite Eight in 2009 at Missouri.

Daniels joined his longtime friend at the Division I level after a 10-year coaching career at Division II Montevallo and Valdosta State. His coaching career at his alma mater, Montevallo, began in 1995 when he was named the program's fifth head coach. His teams were well known for their defensive prowess and he guided the Falcons to steady improvements throughout his tenure. He was named the Gulf South Conference Coach of the Year in 2002 before accepting a position as associate head coach at Valdosta State in 2003.

In two seasons with Valdosta State, the Blazers went 43-13, won a Gulf South Conference Championship and ranked as high as No. 3 in the nation. Daniels defensive mindset was instilled in the Blazers arsenal and Valdosta State ranked No. 1 in the nation in field goal percentage defense each of his two years with the program.

Daniels' coaching career began as a graduate assistant coach at Montevallo. He spent two years as a graduate assistant before accepting the full-time assistant position in 1986 on Rob Spivery's staff, helping guide the Falcons to its most successful stint in the program's history. Daniels first met Anderson during his junior



college playing days as the two began their post-high school careers at Jefferson State Community College in 1979-80. The teammates reached the National Junior College Athletic Association's national title game, losing to a Nolan Richardson coached Western Texas team.

Following his junior college days, Daniels began a two-year playing career at Montevallo. Daniels was awarded the Dean's Trophy for scholastic achievement as a junior and was named a captain prior to his senior campaign.

A native of Birmingham, Alabama, Daniels attended Huffman High School. He and his wife, Robbie, have two children, son Andrew (22) and daughter Makenzie (18).







# WILL BARTLETT

**SPECIAL ASSISTANT TO THE HEAD COACH - 8TH SEASON**

Will Bartlett joined the Razorbacks in the summer of 2011 following the hiring of head coach Mike Anderson and is in his eighth year with the program in 2018-19. He previously served as the video coordinator but embarks on his first year at Special Assistant to the Head Coach for 2018-19 campaign.

No stranger to Anderson's "Fastest 40 Minutes in Basketball," Bartlett worked with Anderson for five years as a student manager and graduate assistant at Missouri before taking Arkansas' Coordinator of Basketball Operations position prior to the 2011-12 season. Bartlett was promoted to the role of Video Coordinator in fall of 2013.

In his current role, Bartlett will assist Coach Anderson and the men's basketball program with external operations and projects, including community service, alumni and donor relations. He will assist in overseeing construction, graphics and maintenance projects while serving as a liaison between the men's basketball staff and professional scouts/sports marketing personnel. Bartlett will also assist in tracking and promoting the overall academic progress of basketball student athletes and oversee video editing and analysis for men's basketball program to develop performance efficiency reports for the coaching staff to analyze.

As part of the Arkansas staff, Bartlett has helped bring Razorback basketball back to national relevance. The

program has played in the postseason four times over the last five seasons, including three NCAA berths, while winning at least 20 games four times.

After earning his undergraduate degree, Bartlett was retained by Anderson and his staff to work as a graduate assistant at Missouri. In that role, he coordinated film exchange, organized the video editing, assisted with scouting reports, oversaw the recruiting database and helped to organize summer camps.

Prior to his increased role, Bartlett was the head student manager at Missouri and helped coordinate visiting team practices, supervised campers at summer camps, set up a training program for new managers, organized practice equipment and assisted coaches with drills and workouts.

A 2009 graduate of Missouri with a degree in psychology, he also earned a master's degree in parks and recreation from Missouri in the spring of 2011. He was a multi-semester member of the Dean's List as an undergraduate and graduated in the top 15 percent of his class when he earned his master's degree.

A native of Macomb, Illinois, Bartlett is the son of David and Martha Bartlett. He was a four-year letterwinner in soccer, basketball and baseball at Macomb High School. He married the former Ashton McAllister on June 4, 2016 and the couple resides in Fayetteville.



# DAVE RICHARDSON

**HEAD STRENGTH AND CONDITIONING COACH - 1ST SEASON**

Dave Richardson begins his first season as head strength and conditioning coach for men's basketball. Richardson spent the last 13 seasons as associate strength and conditioning coach at Ohio State University, where he helped develop some of the top collegiate basketball players in the nation.

Richardson spent 12 seasons with the Buckeye's men's basketball program while serving as the men's lacrosse strength coach this past season. During his time with Ohio State basketball, the Buckeyes made 11 postseason appearances, including five Sweet 16 berths, two Final Four's, a national runner-up finish in 2007 and an NIT Championship in 2008. Richardson helped Evan Turner be the 2010 consensus National Player of the Year and Greg Oden be the top pick in the 2007 NBA Draft. A total of 21 of his players went on to play in the professionally with nine players being drafted by the NBA highlighted by Oden, Turner (2nd overall pick in 2010), D'Angelo Russell (2nd overall pick in 2015) and Mike Conley Jr. (4th overall pick in 2007).

Prior to his time at Ohio State, Richardson was the strength and conditioning coach for the Miami Hurricane men's basketball program from 2001-05 where he helped develop long-time NBA veterans John Salmons and James Jones. He worked for six seasons as the head strength and conditioning coach at the University of Louisiana at Monroe and served five years as head strength and

conditioning coach at Nicholls State University. Two of the seasons at Nicholls State he served as the head track and field coach.

The Monroe, La., native also worked as the strength and conditioning coach for Central America's Davis Cup tennis team in 1991.

Richardson, who was a student assistant on the ULM strength staff as an undergraduate, earned a bachelor's degree in health and human performance in 1989 and a master's degree in exercise science in 1990 from Louisiana-Monroe.

He has a strong background in powerlifting. In 1984 he won the Alaska powerlifting state championship and was crowned the Louisiana state powerlifting champion in 1986 and 1987. In 1985 and 1986 he was the ArkLaMiss champion and was listed among the Powerlifting USA Top 100. In addition, Richardson served five years in the Army and was a member of the All-Army powerlifting team.

Richardson and his wife, Amanda, have a son, David. Richardson also has a daughter, Megan, who is a teacher in Louisiana.







# DAVE ENGLAND

HEAD ATHLETIC TRAINER - 36TH SEASON

Dave England, the department's director of athletic training, has been a full-time athletic trainer with the Razorbacks since 1984 and works specifically for the Arkansas men's basketball program. He also works with baseball, men's and women's tennis, men's golf and the Razorback spirit squads.

In 2016, he was recognized by the Southeastern Conference with the Chris Patrick Award, an honor handed out annually to the most outstanding athletic trainer in the SEC. In 2004, England received the District 6 Athletic Trainer Service Award from the National Athletic Trainers Association. He was honored in 2000 as the Arkansas Athletic Trainers' Association Trainer of the Year.

England also worked at Arkansas as a student and graduate assistant athletic trainer. He returned to Fayetteville, Arkansas, following a stint in the St. Louis Cardinals organization.

A 1980 graduate of Arkansas with a bachelor's of science degree in education, England worked the 1976 Cotton Bowl and the 1978 Orange Bowl football games as a student athletic trainer. He was a graduate assistant for Dean Weber in 1980-81 and went with the Hogs to the 1980 Hall of Fame Bowl. He also worked with baseball as a student and graduate assistant.


After spending some time in the lower levels of the Cardinals organization, he worked his way up to the position of head athletic trainer for the Cardinals' Double-A team in Little Rock, Arkansas. He returned to the Razorbacks in January 1984 as an assistant and was promoted to head athletic trainer in 1989.

While working with Razorback basketball, England has been to 19 NCAA tournaments and two NITs. He's made three trips to the Final Four and worked with the 1994 NCAA champions and the 1995 national runner-up. He returned to the College World Series with Razorback baseball in 1985 and 1987.

While working with football, he has been to the Liberty and Cotton bowls twice, along with trips to the Orange, Holiday and Hall of Fame bowls.

One of the founding members of the Arkansas Athletic Trainers' Association in 1987, England was inducted into the AATA Hall of Fame in 1999.

England has two daughters – Jennifer and Alyson – and two granddaughters, Ellie and Sadie. He is married to the former Heather Cullum, the director of guest services for the athletic department.



# RILEY HALL

VIDEO COORDINATOR - 3RD SEASON

Riley Hall is in his third year with the Razorbacks and first as video coordinator in 2018-19.

In his current role, Hall is in charge of collecting game tapes, breaking down practice and game footage for instructional use and organizing scouting video for the Razorback coaching staff.

Previously, Hall spent two seasons as a graduate assistant with the Razorback men's basketball program in 2017-18. His duties then included overseeing all student managers, supervising practice preparations, directing and sending mailouts for current and future recruits and reviewing film breakdown/scouting reports for potential opponents. Prior to coming on staff, Hall served as a student manager from 2013-16.

The Bryant, Arkansas, native graduated from the University of Arkansas in May 2016 with a bachelor's degree in kinesiology. He completed his Master's in Recreation and Sports Management in 2018.

Hall married the former London Farrar on August 4, 2018.







# ROBERT KISABETH

**DIRECTOR OF EQUIPMENT OPERATIONS - 8TH SEASON**

Robert Kisabeth is in his eighth season in Arkansas athletics and has served as the Director of Equipment Operations for Olympic Sports since July 2015.

Kisabeth oversees the equipment operations for the men's basketball program and the 16 Olympic sports. His responsibilities include ordering, receiving and maintaining all Razorback Nike apparel and equipment. In addition, he is also responsible for ordering Nike apparel for the athletic department's support groups.

Kisabeth additionally oversees the student manager programs, student-athlete letter award participation program, athletic postseason awards, as well as serving as the athletic department representative for the accounting of department capital assets.

Prior to his promotion into this position in July 2015, Kisabeth served as the assistant equipment manager overseeing equipment operations for the men's and women's basketball and track programs for four years.

A native of Tiffin, Ohio, Kisabeth started his career path while earning his undergraduate degree at Bowling Green State University. While with the Falcons, he

worked with several Olympic sports as well as the football team. His responsibilities included fitting student-athletes, assisting with team budgets, meeting with sales representatives and supervising student managers.

During the summer of his junior year, Kisabeth spent time with the Cleveland Browns, eventually joining the staff upon his graduation in 2009. He worked specifically with the team's quarterbacks during practice sessions and assisted in the preparation, packing and logistics of equipment for travel, repairing helmets and hardware, preparing footballs for games, practice and charity events and sustained records using inventory software.

Kisabeth graduated magna cum laude from Bowling Green State University with a Bachelor of Science degree in education and a minor in marketing while majoring in sports marketing.

He earned his master's degree in operations management from the University of Arkansas in October 2015.

Kisabeth is also a certified member of the Athletic Equipment Managers Association. He and his wife, Laura, and reside in Fayetteville. Their son Cade was born February 19, 2018.



## VELTON KENNEDY

**GRADUATE ASSISTANT**

**2ND SEASON**

Velton Kennedy Jr. is in his second year as a graduate assistant with the Razorback men's basketball program in 2018-19. Prior to coming on staff, Kennedy served as a student manager from 2014-17.

In his current position, Kennedy oversees all student managers, supervises practice preparations, directs and sends mailouts for current and future recruits and reviews film breakdown/scouting reports for potential opponents.

The Little Rock, Arkansas, native is the son of Velton Sr. and Annette Kennedy. He graduated from the University of Arkansas in May 2017 with a bachelor's degree in recreation & sports management. He is currently pursuing a Master's degree in operations management.

In addition to his work with the Razorback men's basketball team, Kennedy has also worked with youth organizations around the community of Fayetteville where he is a mentor to many kids.



## TREY THOMPSON

**GRADUATE ASSISTANT**

**1ST SEASON**

Trey Thompson begins his first season as a graduate assistant with the Razorback men's basketball program after a successful four-year career at Arkansas, helping the program to three NCAA Tournament berths.

Thompson played in 114 games in his career and tallied 299 points with 384 rebounds. At 6-9, he was the tallest player in Razorback history to record more assists (146) and field goals made (122).

Thompson wore the coveted "SEC Graduate" patch during his senior season as the Madison native graduated in December 2017 with a degree in sport management. He earned SEC Academic Honor Roll three times in his career, including 2014-15, 2015-16 and 2017-18.

A product of Forrest City HS, Thompson was a three-time All-State selection and the consensus second-ranked player in the state.

Thompson is pursuing his Master's in Adult and Lifelong Learning.





## TERRY MERCER

EXECUTIVE ASSISTANT

41ST SEASON

A major component of the University of Arkansas basketball program, Terry Mercer is in her 41st year as the executive assistant for Razorback basketball in 2018-19. Her friendly demeanor welcomes visitors to the offices at the Basketball Performance Center.

Mercer, whose career has spanned five head coaches, was one of the first people to welcome Mike Anderson back to Fayetteville as the two spent 17 years together in his first stint with the program.

She handles all correspondence for Coach Anderson and helps with the administrative details of the Mike Anderson Razorback Basketball Camps in addition to organizing Anderson's hectic schedule. Other duties include coordinating Coach Anderson's speaking engagements and handling the day-to-day business for associate head coach Melvin Watkins.

Mercer has enjoyed the success of the Razorback program, making four trips to the Final Four and 25 NCAA Tournament excursions.

A native of Princeton, North Carolina, she graduated from Saratoga High School in 1972, she worked for Southern Piping Company in Wilson, North Carolina, for six years before her husband, Elton, was transferred to Fayetteville.

She and Elton have a daughter, Heather (Husband Ryan), a son, Jacob (Wife Danielle), and four granddaughters, Caitlyn (16), Kenleigh (13), Lauren (17) and Laney (10).



## AMANDA CREAMER

EXECUTIVE ASSISTANT

8TH SEASON

Amanda Creamer is in her eighth year with the Razorbacks as an executive assistant in 2018-19. Joining the University for a second time, Creamer was a student at Arkansas and later assisted with the recruiting efforts and summer camps for three years before leaving, only to return when Mike Anderson was named head coach.

Mike Anderson was named head coach.

Prior to returning to her alma mater, Creamer was the executive assistant to Mike Anderson at Missouri. With the Tigers, she maintained the day-to-day aspects of the office, handled Coach Anderson's schedule and oversaw student workers, among other duties.

Creamer was the office manager for the women's basketball team at Alabama-Birmingham (UAB) for two years before moving to Columbia. In that capacity, she assisted with the statistical crew for home games along with her other day-to-day tasks for the Blazers and their Dragon Club.

A native of Harrison, Arkansas, Creamer earned her bachelor's degree in journalism from Arkansas in 2000 and is close to earning her masters in the same discipline. In six years with the Razorbacks, she worked as a student assistant in the women's communications office as well as an intern in the men's sports information office. She began her work with men's basketball during the summer of 2001.

In addition to her work in athletic departments, Creamer has also worked with the Columbia (Mo.) Chamber of Commerce in various capacities.

# THE MANAGERS



**Clay Cunningham**  
Senior | 3rd Year  
North Little Rock, Ark.



**Jacob Leonard**  
Senior | 3rd Year  
Flippin, Arkansas



**Tyson Hicks**  
Sophomore | 2nd Year  
Sturgeon, Missouri



**Tobias Johnson**  
Junior | 2nd Year  
Harrison, Arkansas



**Jack Hutchinson**  
Fr. | 1st Year  
Fayetteville, Arkansas



**Ethan Westerman**  
Fr. | 1st Year  
Fountain Lake, Arkansas





## RAZORBACK PLAYERS

---

### IN THIS SECTION

Roster .....	30
TV/Radio Speed Chart.....	31
The Juniors.....	32-35
The Sophomores .....	36-39
The Redshirts .....	40-41
The Newcomers.....	42-51
Player Game-By-Game Stats.....	52-55
SEC Network .....	56





FRONT ROW, LEFT-RIGHT: Mason Jones, Isaiah Joe, Jonathan Holmes, Keyshawn Embery, Head Coach Mike Anderson, Khalil Garland, Jalen Harris, Gabe Osabuohien, Desi Sills. SECOND ROW, LEFT-RIGHT: Head Strength & Conditioning Coach Dave Richardson, Head Athletic Trainer Dave England, Director of Student-Athlete Development Jeff Daniels, Director of Equipment Operations Robert Kisabeth, Associate Head Coach Melvin Watkins, Reggie Chaney, Ethan Henderson, Daniel Gafford, Ibrahim Ali, Adrio Bailey, Jordan Phillips, Assistant Coach TJ Cleveland, Graduate Assistant Trey Thompson, Director of Basketball Operations Matt Zimmerman, Assistant Coach Scotty Thurman, Video Coordinator Riley Hall, Special Assistant to the Head Coach Will Bartlett, Graduate Assistant Velton Kennedy.

### 2018-19 ARKANSAS MEN'S BASKETBALL ROSTER


No.	Name	Pos.	Yr.	Ht.	Wt.	Hometown	High School/Previous School
0	Desi Sills	G	Fr.	6-2	196	Jonesboro, Ark.	Jonesboro HS
1	Isaiah Joe	G	Fr.	6-5	167	Fort Smith, Ark.	Fort Smith Northside HS
2	Adrio Bailey	F	Jr.	6-6	222	Campiti, La.	Lakeview HS
3	Khalil Garland	G	R-Fr.	6-5	198	Little Rock, Ark.	Parkview Magnet HS
5	Jalen Harris	G	R-So.	6-2	166	Wilson, N.C.	Word of God Christian Acad. / New Mexico
10	Daniel Gafford	F	So.	6-11	233	El Dorado, Ark.	El Dorado HS
11	Keyshawn Embery-Simpson	G	Fr.	6-3	202	Midwest City, Okla.	IMG Academy (Fla.)
13	Mason Jones	G	So.	6-5	207	Desoto, Texas	Triple A Academy / Connors State College
15	Jonathan Holmes	G	Jr.	5-10	190	Columbia, Ill.	Columbia HS
22	Gabe Osabuohien	F	So.	6-8	221	Toronto, Canada	Southwest Christian Academy (Ark.)
23	Ibrahim Ali	F	Fr.	6-10	244	Maumelle, Ark.	Maumelle HS
24	Ethan Henderson	F	Fr.	6-8	210	Little Rock, Ark.	Parkview Magnet HS
25	Jordan Phillips	G	Fr.	6-7	209	Fort Worth, Texas	Grace Preparatory Academy
35	Reggie Chaney	F	Fr.	6-8	222	Tulsa, Okla.	Findlay Prep (Henderson, Nev.)

Head Coach: Mike Anderson (Tulsa 1982)  
 Associate Head Coach: Melvin Watkins (Charlotte, 1977)  
 Assistant Coach: TJ Cleveland (Arkansas, 2002)  
 Assistant Coach: Scotty Thurman (Philander Smith College 2003)  
 Director of Basketball Operations: Matt Zimmerman (Arkansas, 1990)  
 Director of Student-Athlete Development: Jeff Daniels (Montevallo, 1982)  
 Special Assistant to Head Coach: Will Bartlett (Missouri, 2009)  
 Video Coordinator: Riley Hall (Arkansas, 2016)  
 Head Athletic Trainer: David England (Arkansas, 1980)  
 Head Strength Coach: Dave Richardson (Louisiana-Monroe, 1989)  
 Director of Equipment Operations: Robert Kisabeth (Bowling Green, 2009)  
 Graduate Assistant: Velton Kennedy (Arkansas, 2017)  
 Graduate Assistant: Trey Thompson (Arkansas, 2018)

#### Pronunciation Guide

#0 Desi Sills ..... Dez-ee  
 #2 Adrio Bailey ..... A-Dree-O  
 #22 Gabe Osabuohien ..... oh-sah-BOY-en  
 #23 Ibrahim (or Ibbi) Ali.....IB-Ra-him (IB-ee) ALL-lee






**#0 Desi Sills**  
G | Fr. | 6-2 | 196  
Jonesboro, Ark.




**#1 Isaiah Joe**  
G | Fr. | 6-5 | 167  
Fort Smith, Ark.



**#2 Adrio Bailey**  
F | Jr. | 6-7 | 222  
Campti, La.



**#3 Khalil Garland**  
G | R-Fr. | 6-5 | 198  
Little Rock, Ark.



**#5 Jalen Harris**  
G | R-So. | 6-2 | 166  
Wilson, N.C.



**#10 Daniel Gafford**  
F | So. | 6-11 | 233  
El Dorado, Ark.



**#11 Keyshawn Embery-Simpson**  
G | Fr. | 6-3 | 202  
Midwest City, Okla.



**#13 Mason Jones**  
G | So. | 6-5 | 207  
Desoto, Texas



**#15 Jonathan Holmes**  
G | Jr. | 5-10 | 190  
Columbia, Ill.



**#22 Gabe Osabuohien**  
F | So. | 6-8 | 221  
Toronto, Canada




**#23 Ibrahim Ali**  
F | Fr. | 6-10 | 244  
Maumelle, Ark.



**#24 Ethan Henderson**  
F | Fr. | 6-8 | 210  
Little Rock, Ark.



**#25 Jordan Phillips**  
G | Fr. | 6-7 | 209  
Fort Worth, Texas



**#35 Reggie Chaney**  
F | Fr. | 6-8 | 222  
Tulsa, Okla.



**Mike Anderson**  
Head Coach | 8th Season



**Melvin Watkins**  
Associate Head Coach | 8th Season



**TJ Cleveland**  
Assistant Coach | 8th Season



**Scotty Thurman**  
Assistant Coach | 3rd Season









# 2 • Adrio BAILEY

F, Jr., 6-6, 222

Campti, La. / Lakeview HS

• Represents Arkansas on the SEC Men's Basketball Leadership Council.

## As a Sophomore (2017-18)

Played in 31 games, starting 16 ... Opened the season with a career-high 15 points, making 7-of-8 shots from the field, in a win over Samford ... Posted a career-high seven rebounds versus Oklahoma in the PK80 ... Added a career-high five blocks versus North Carolina in game two of the PK80 while scoring eight points and grabbing four rebounds in the third-place win over UConn of the PK80 ... In Arkansas' first SEC Tournament game, had nine points, four rebounds, three steals and two blocks ... Recorded his fourth-career, double-figure scoring game - third of the season - with 10 points at Mississippi State, his first double-digit effort of his career against SEC competition ... Scored seven points and added five boards in a road win at Alabama ... Slammed home a career-high four dunks against Troy to go 5-of-8 from the field for 10 points ... His five blocks in 18 minutes was the first such performance by a Razorback (5+ blocks in fewer than 20 minutes of playing time) since Moses Kingsley against Mississippi State on Feb. 21, 2015 (via @HogStats).

## As a Freshman (2016-17)

Played 27 games, starting twice ... Recorded season highs in scoring (14), rebounds (7) and assists (2) in a win over Austin Peay (Dec. 3), shooting 7-of-8 from the field ... Played a season-high 19 minutes in the second round game of the NCAA Tournament against No. 1 North Carolina (March 19), recording a season-high three steals and adding four points ... Went 3-of-3 from the field in a win over Alabama (Feb. 1), finishing with seven points, three rebounds, one block and one steal.

## Prior to Arkansas

Ranked as the No. 11 player in the state of Louisiana and the No. 50 small forward in the 2016 class by Rivals.com ... Rated as a three-star player by 247Sports, Rivals.com, Scout.com and Future150.com ... Averaged 19.5 points, 12.7 rebounds and 3.9 blocks as a senior ... Averaged 15 points, 10 rebounds, four assists, three steals and 2.3 blocks as a junior ... Led the Gators to a 34-4 record and a Class 2A runner-up finish ... Played for Urban DFW on the AAU circuit.

## Personal

Born June 24, 1997 in Natchitoches, La. ... Son of Major Bailey Sr. and Claretha Bailey ... Father played college football at Northwestern State University ... Siblings: Byron Gollston, Major Bailey Jr., and Von'Travious Brown ... Majoring in recreation and sports management.



## PERSONAL BESTS »

### POINTS

Season: 15 vs. Samford (11/10/17) SEC: 10 at Mississippi State (01/02/18)  
 Career: 15 vs. Samford (11/10/17) SEC: 10 at Mississippi State (01/02/18)

### FIELD GOALS MADE

Season: 7 vs. Samford (11/10/17) SEC: 5 at Mississippi State (01/02/18)  
 Career: 7 (2x), last vs. Samford (11/10/17) SEC: 5 at Mississippi State (01/02/18)

### FIELD GOALS ATTEMPTED

Season: 8 (2x), last vs. Troy (12/16/17) SEC: 7 at Mississippi State (01/02/18)  
 Career: 8 (3x), last vs. Troy (12/16/17) SEC: 7 at Mississippi State (01/02/18)

### 3-POINT FIELD GOALS MADE

Season: -- SEC: --  
 Career: -- SEC: --

### 3-POINT FG ATTEMPTS

Season: -- SEC: --  
 Career: -- SEC: --

### FREE THROWS MADE

Season: 5 vs. South Carolina (03/08/18) SEC: 2 vs. Auburn (2/27/18)  
 Career: 5 vs. South Carolina (03/08/18) SEC: 2 vs. Auburn (2/27/18)

### FREE THROWS ATTEMPTED

Season: 6 vs. South Carolina (03/08/18) SEC: 6 vs. South Carolina (03/08/18)  
 Career: 6 vs. South Carolina (03/08/18) SEC: 3 vs. Alabama (02/01/17)

### REBOUNDS

Season: 7 vs. Oklahoma (11/23/17) SEC: 6 at Mississippi State (01/02/18)  
 Career: 7 (2x), last vs. Oklahoma (11/23/17) SEC: 6 at Mississippi State (01/02/18)

### ASSISTS

Season: 3 vs. Fresno State (11/17/17) SEC: 2 vs. Ole Miss (01/20/18)  
 Career: 3 vs. Fresno State (11/17/17) SEC: 2 vs. Ole Miss (01/20/18)

### STEALS

Season: 3 vs. South Carolina (03/08/18) SEC: 1 (5x), last at LSU (02/03/18)  
 Career: 3 (2x), last vs. USC (03/08/18) SEC: 2 vs. Texas A&M (02/22/17)

### BLOCKED SHOTS

Season: 5 vs. North Carolina (11/24/17) SEC: 1 (5x), last at Alabama (02/24/18)  
 Career: 5 vs. North Carolina (11/24/17) SEC: 2 vs. Vanderbilt (02/27/17)

### MINUTES

Season: 28 vs. Fresno State (11/17/17) SEC: 23 vs. Ole Miss (01/20/18)  
 Career: 28 vs. Fresno State (11/17/17) SEC: 23 vs. Ole Miss (01/20/18)



## ADRIO BAILEY CAREER STATISTICS

Year	GP	GS	Min	Avg	FG	FGA	Pct	3FG	3FGA	Pct	FT	FTA	Pct	Off	Def	Tot	Avg	PF	FO	Ast	TO	Blk	Stl	Pts	Avg
2016-17	27	2	200	7.4	22	39	.564	0	0	.000	6	19	.316	13	22	35	1.3	29	0	7	11	7	14	50	1.9
2017-18	31	16	439	14.2	53	98	.541	0	0	.000	20	33	.606	29	50	79	2.5	59	1	17	18	23	15	126	4.1
TOTAL	58	18	639	11.0	75	137	.547	0	0	.000	26	52	.500	42	72	114	2.0	88	1	24	29	30	29	176	3.0







# 15 • Jonathan Holmes

**G, Jr., 5-10, 190**  
**Columbia, Ill. / Columbia HS**

**As a Sophomore (2017-18)**

Saw action in 11 games and scored 15 points with three rebounds ... Hit his first collegiate 3-pointer versus Bucknell and added a trey versus Troy.

**As a Freshman (2016-17)**

SEC First-Year Academic Honor Roll ... Played in six games as a walk-on ... Recorded his first action against Austin Peay (Dec. 3), pulling down his lone rebound of the year ... Scored first career points in a win over Georgia (March 4).

**Prior to Arkansas**

Two-time first team selection for the Republic-Times All-Local Team ... Averaged 14.6 points in leading the Eagles to a 22-7 finish ... Team also won conference and region titles as a senior ... Scored 29 and 25 points in back-to-back games to be the Republic-Times Athlete of the Week ... Averaged 13.4 points per game as a junior.

**Personal**

Born on March 24, 1998 in Columbia, Ill. ... Son of David and Tracey Holmes ... Has two brothers, Jordan and Jackson ... Jordan plays football at Illinois ... Majoring in business.



**PERSONAL BESTS »**

<b>POINTS</b>	
Season: 3 (2x), last vs. ORU (12/19/17)	SEC: 2 (2x), last vs. Vandy (02/10/18)
Career: 3 (2x), last vs. ORU (12/19/17)	SEC: 2 (2x), last vs. Vandy (02/10/18)
<b>FIELD GOALS MADE</b>	
Season: 1 (7x), last vs. Vandy (02/10/18)	SEC: 1 vs. Vanderbilt (02/10/18)
Career: 1 (7x), last vs. Vandy (02/10/18)	SEC: 1 vs. Vanderbilt (02/10/18)
<b>FIELD GOALS ATTEMPTED</b>	
Season: 2 (6x), last vs. ORU (12/19/17)	SEC: 1 (2x), last vs. TX A&M (02/14/18)
Career: 2 (7x), last vs. ORU (12/19/17)	SEC: 1 (5x), last vs. TX A&M (02/14/18)
<b>3-POINT FIELD GOALS MADE</b>	
Season: 1 (2x), last vs. Troy (12/16/17)	SEC: 1 (2x), last vs. Troy (12/16/17)
Career: 1 (2x), last vs. Troy (12/16/17)	SEC: --
<b>3-POINT FG ATTEMPTS</b>	
Season: 1 (6x), last vs. CSUB (12/27/17)	SEC: --
Career: 2 vs. Austin Peay (12/03/16)	SEC: 1 (2x), last vs. Ole Miss (02/18/17)
<b>FREE THROWS MADE</b>	
Season: 1 vs. Samford (11/10/17)	SEC: --
Career: 1 vs. Samford (11/10/17)	SEC: --
<b>FREE THROWS ATTEMPTED</b>	
Season: 2 vs. Samford (11/10/17)	SEC: --
Career: 2 vs. Samford (11/10/17)	SEC: --
<b>REBOUNDS</b>	
Season: 1 (3x), last vs. Vandy (02/10/18)	SEC: 1 vs. Vanderbilt (02/10/18)
Career: 1 (4x), last vs. Vandy (02/10/18)	SEC: 1 vs. Vanderbilt (02/10/18)
<b>ASSISTS</b>	
Season: 1 vs. Samford (11/10/17)	SEC: --
Career: 1 vs. Samford (11/10/17)	SEC: --
<b>STEALS</b>	
Season: 1 vs. Bucknell (11/12/17)	SEC: --
Career: 1 vs. Bucknell (11/12/17)	SEC: --
<b>BLOCKED SHOTS</b>	
Season: --	SEC: --
Career: --	SEC: --
<b>MINUTES</b>	
Season: 4 vs. UConn (11/26/17)	SEC: 1 (2x), last vs. TX A&M (02/17/18)
Career: 4 vs. UConn (11/26/17)	SEC: 1 (5x), last vs. TX A&M (02/17/18)



**JONATHAN HOLMES CAREER STATISTICS**

Year	GP	GS	Min	Avg	FG	FGA	Pct	3FG	3FGA	Pct	FT	FTA	Pct	Off	Def	Tot	Avg	PF	FO	Ast	TO	Blk	Stl	Pts	Avg
2016-17	6	0	7	1.2	1	5	.200	0	4	.000	0	0	.000	0	1	1	0.2	1	0	0	0	0	0	2	0.3
2017-18	11	0	18	1.6	6	15	.400	2	6	.333	1	2	.500	2	1	3	0.3	1	0	1	2	0	1	15	1.4
<b>TOTAL</b>	<b>17</b>	<b>0</b>	<b>25</b>	<b>1.5</b>	<b>7</b>	<b>20</b>	<b>.350</b>	<b>2</b>	<b>10</b>	<b>.200</b>	<b>1</b>	<b>2</b>	<b>.500</b>	<b>2</b>	<b>2</b>	<b>4</b>	<b>0.2</b>	<b>2</b>	<b>0</b>	<b>1</b>	<b>2</b>	<b>0</b>	<b>1</b>	<b>17</b>	<b>1.0</b>







# 10 • Daniel Gafford

F, So., 6-11, 233

El Dorado, Ark. / El Dorado HS

## 2018 SEC All-Freshman Team

### As a Freshman (2017-18)

Named to SEC All-Freshman Team by league coaches ... Averaged 11.8 points, 6.2 rebounds and 2.2 blocked shots overall while averaging 12.7 points and 6.2 boards in league play ... Was the first Arkansas freshman in program history to record 400 pts, 200 rebs and 60 blocks in a season (@HogStats) ... Ranked 22nd nationally and second in the SEC with 76 blocked shots ... Shot 60.5 percent from the field, which would have ranked 14th nationally and tops in the SEC but he did not meet the NCAA minimum of making five shots per game (averaged 4.7) ... Named SEC Freshman of the Week three times ... Was only SEC freshman to receive the weekly honor three times and became just the third Razorback to earn the honor multiple times (Bobby Portis and Patrick Beverley each were three-time recipients) ... First was Dec. 11 as he combined to make 13-of-17 field goals versus Colorado State (5-of-9 for 14 points) and Minnesota (8-of-8 for 16 points) with a total of 13 rebounds ... Second was Jan. 22 when he posted 14 points and 11 rebounds in a midweek loss at Florida, before scoring 15 points with nine rebounds, three steals and three blocks in a win over Ole Miss on Saturday ... Third came on Feb. 19 following strong performances in wins at Ole Miss (6-of-7 FG and 7-of-10 FT for 19 points and six rebounds) and versus Texas A&M (7-of-8 shooting for 18 points and six rebounds) ... Threw down 75 dunks in 35 games which was more than six other SEC teams and one shy of another league member ... Tallied three double-doubles, including 16 and 12 versus Florida in the SEC Tournament, 21 and 10 versus No. 14 Auburn and 14 and 11 at Florida ... Just missed a triple-double against Vanderbilt, recording 16 points, nine rebounds and seven blocked shots ... Tied his career-high with seven blocks versus Auburn, which are tied for most rejections in a regular season SEC game in school history ... The 21 points versus Auburn was his best output in a league game as he had season highs in both field goals made (10) and attempted (15) ... Also Established career high with 12 rebounds, including a season-best 10 on the defensive end, versus Cal State Bakersfield ... Poured in a season-high 25 points (9-of-11 shooting from the field and 7-of-10 from the line) in his third collegiate game (Fresno State) ... Scored double digits in each of his first four collegiate games, had a streak of five straight in double figures and had a total of 22 games in double digits in his rookie campaign.



### Prior to Arkansas

Ranked as the top player in the state of Arkansas and the No. 11 power forward in the nation by 247Sports.com ... Rated as a four-star player by ESPN, 247Sports.com, Rivals.com, Scout.com and Future150.com ... A consensus top 50 player, rated as high as No. 33 in the 2017 class by Rivals.com ... Two-time All-State selection ... Led the Wildcats to a 28-5 record and a trip to the 6A state title game as a senior ... Averaged 17.4 points, 16 rebounds, 7.7 blocks, 2.5 steals and 1.4 assists per game as a senior ... Tallied 11 triple-doubles and 18 double-doubles in his final year at El Dorado ... Had 10-plus blocks in 11 games ... Pulled down 10-plus rebounds in 31 games, including seven games of 20 or more boards and one 30-rebound performance.

### Personal

Born on Oct. 1, 1998 in El Dorado ... Son of Wayne Gafford and Teresa Frazier ... Has four siblings ... Majoring in sport management.

## DANIEL GAFFORD CAREER STATISTICS

Year	GP	GS	Min	Avg	FG	FGA	Pct	3FG	3FGA	Pct	FT	FTA	Pct	Off	Def	Tot	Avg	PF	FO	Ast	TO	Blk	Stl	Pts	Avg
2017-18	35	26	790	22.6	164	271	.605	0	0	.000	85	161	.528	77	140	217	6.2	114	3	24	37	76	19	413	11.8
TOTAL	35	26	790	22.6	164	271	.605	0	0	.000	85	161	.528	77	140	217	6.2	114	3	24	37	76	19	413	11.8

### PERSONAL BESTS »

#### POINTS

Season: 25 vs. Fresno State (11/17/17) SEC: 21 vs. Auburn (02/27/18)  
 Career: 25 vs. Fresno State (11/17/17) SEC: 21 vs. Auburn (02/27/18)

#### FIELD GOALS MADE

Season: 10 vs. Auburn (02/27/18) SEC: 10 vs. Auburn (02/27/18)  
 Career: 10 vs. Auburn (02/27/18) SEC: 10 vs. Auburn (02/27/18)

#### FIELD GOALS ATTEMPTED

Season: 15 vs. Auburn (02/27/18) SEC: 15 vs. Auburn (02/27/18)  
 Career: 15 vs. Auburn (02/27/18) SEC: 15 vs. Auburn (02/27/18)

#### 3-POINT FIELD GOALS MADE

Season: -- SEC: --  
 Career: -- SEC: --

#### 3-POINT FG ATTEMPTS

Season: -- SEC: --  
 Career: -- SEC: --

#### FREE THROWS MADE

Season: 7 (2x), last at Ole Miss (02/13/18) SEC: 7 at Ole Miss (02/13/18)  
 Career: 7 (2x), last at Ole Miss (02/13/18) SEC: 7 at Ole Miss (02/13/18)

#### FREE THROWS ATTEMPTED

Season: 10 (2x), last at Ole Miss (02/13/18) SEC: 10 at Ole Miss (02/13/18)  
 Career: 10 (2x), last at Ole Miss (02/13/18) SEC: 10 at Ole Miss (02/13/18)

#### REBOUNDS

Season: 12 (2x), last vs. Fla. (03/09/18) SEC: 11 at Florida (01/17/18)  
 Career: 12 (2x), last vs. Fla. (03/09/18) SEC: 11 at Florida (01/17/18)

#### ASSISTS

Season: 4 vs. Oral Roberts (12/19/17) SEC: 2 (4x), last vs Auburn (02/27/18)  
 Career: 4 vs. Oral Roberts (12/19/17) SEC: 2 (4x), last vs Auburn (02/27/18)

#### STEALS

Season: 3 vs. Ole Miss (01/20/18) SEC: 3 vs. Ole Miss (01/20/18)  
 Career: 3 vs. Ole Miss (01/20/18) SEC: 3 vs. Ole Miss (01/20/18)

#### BLOCKED SHOTS

Season: 7 (2x), last vs. Auburn (02/27/18) SEC: 7 (2x), last vs. Auburn (02/27/18)  
 Career: 7 (2x), last vs. Auburn (02/27/18) SEC: 7 (2x), last vs. Auburn (02/27/18)

#### MINUTES

Season: 33 vs. Tennessee (12/30/17) SEC: 33 vs. Tennessee (12/30/17)  
 Career: 33 vs. Tennessee (12/30/17) SEC: 33 vs. Tennessee (12/30/17)









# #22 • Gabe Osabuohien

F, So., 6-8, 221

Toronto, Canada / Southwest Christian Academy (Ark.)

• Name is pronounced oh-sah-BOY-en

## As a Freshman (2017-18)

Played in 20 games, averaging 1.1 points and 1.4 rebounds ... Tied for the team lead in charges taken with eight out of Arkansas' 47 total ... Played a season-high 17 minutes versus South Carolina (Feb. 6) and followed that by playing 16 versus Vanderbilt (Feb. 10) ... Posted a season-high six points, with three rebounds, versus Texas A&M (Feb. 17) ... Grabbed at least three rebounds five times, including a season-high four versus South Carolina (Feb. 6).

## Prior to Arkansas

Ranked as the No. 5 player in the state of Arkansas and the No. 63 small forward in the country by 247Sports.com ... Played his prep career at Little Rock's Southwest Christian Academy ... Averaged 11 points, seven rebounds and four assists as a senior for a team that went 31-2 and advanced to the NACA National Championships ... Averaged 12 points and eight rebounds as a junior and played AAU with Grassroots Canada, before joining Team Loaded North Carolina on the Adidas Circuit the last two seasons.

## Personal

Born on Oct. 27, 1998 in Toronto ... Son of Kingsley and Roseline Osabuohien ... Has two siblings, Precious and Jessica ... Majoring in communications.

## PERSONAL BESTS »

### POINTS

Season: 6 vs. Texas A&M (02/17/18) SEC: 6 vs. Texas A&M (02/17/18)  
 Career: 6 vs. Texas A&M (02/17/18) SEC: 6 vs. Texas A&M (02/17/18)

### FIELD GOALS MADE

Season: 3 vs. Texas A&M (02/17/18) SEC: 3 vs. Texas A&M (02/17/18)  
 Career: 3 vs. Texas A&M (02/17/18) SEC: 3 vs. Texas A&M (02/17/18)

### FIELD GOALS ATTEMPTED

Season: 6 vs. Texas A&M (02/17/18) SEC: 6 vs. Texas A&M (02/17/18)  
 Career: 6 vs. Texas A&M (02/17/18) SEC: 6 vs. Texas A&M (02/17/18)

### 3-POINT FIELD GOALS MADE

Season: -- SEC: --  
 Career: -- SEC: --

### 3-POINT FG ATTEMPTS

Season: 1 (4x), last vs. Fla. (03/09/18) SEC: 1 (2x), last vs. Fla. (03/09/18)  
 Career: 1 (4x), last vs. Fla. (03/09/18) SEC: 1 (2x), last vs. Fla. (03/09/18)

### FREE THROWS MADE

Season: 1 (2x), last at Miss (02/13/18) SEC: 1 (2x), last at Miss (02/13/18)  
 Career: 1 (2x), last at Miss (02/13/18) SEC: 1 (2x), last at Miss (02/13/18)

### FREE THROWS ATTEMPTED

Season: 2 (4x), last at Miss (02/13/18) SEC: 2 (2x), last at Miss (02/13/18)  
 Career: 2 (4x), last at Miss (02/13/18) SEC: 2 (2x), last at Miss (02/13/18)

### REBOUNDS

Season: 4 vs. South Carolina (02/06/18) SEC: 4 vs. South Carolina (02/06/18)  
 Career: 4 vs. South Carolina (02/06/18) SEC: 4 vs. South Carolina (02/06/18)

### ASSISTS

Season: 2 vs. South Carolina (02/06/18) SEC: 2 vs. South Carolina (02/06/18)  
 Career: 2 vs. South Carolina (02/06/18) SEC: 2 vs. South Carolina (02/06/18)

### STEALS

Season: 1 (2x), last vs. TX A&M (02/17/18) SEC: 1 (2x), last vs. TX A&M (02/17/18)  
 Career: 1 (2x), last vs. TX A&M (02/17/18) SEC: 1 (2x), last vs. TX A&M (02/17/18)

### BLOCKED SHOTS

Season: 1 (3x), last vs. TX A&M (02/17/18) SEC: 1 (3x), last vs. TX A&M (02/17/18)  
 Career: 1 (3x), last vs. TX A&M (02/17/18) SEC: 1 (3x), last vs. TX A&M (02/17/18)

### MINUTES

Season: 17 vs. S. Carolina (02/06/18) SEC: 17 vs. S. Carolina (02/06/18)  
 Career: 17 vs. S. Carolina (02/06/18) SEC: 17 vs. S. Carolina (02/06/18)



## GABE OSABUOHIE CAREER STATISTICS

Year	GP	GS	Min	Avg	FG	FGA	Pct	3FG	3FGA	Pct	FT	FTA	Pct	Off	Def	Tot	Avg	PF	FO	Ast	TO	Blk	Stl	Pts	Avg
2017-18	20	0	136	6.8	10	25	.400	0	4	.000	2	10	.200	6	22	28	1.4	21	0	7	11	3	3	22	1.1
TOTAL	20	0	136	6.8	10	25	.400	0	4	.000	2	10	.200	6	22	28	1.4	21	0	7	11	3	3	22	1.1







# 3 • Khalil Garland

*G, R-Fr., 6-5, 198*

*Little Rock, Ark. / Parkview Magnet HS*

## **As a Freshman (2017-18)**

Redshirted.

## **Prior to Arkansas**

Two-time All-State selection ... Led the Patriots to a 28-6 record and a trip to the 5A State Championship game as a senior where he was named the Tournament MVP ... Ranked as the No. 2 player in the state of Arkansas, No. 12 guard in the 2017 class and No. 55 overall by ESPN ... Rated a four-star player by ESPN and 247Sports.com, while Rivals.com, Scout.com and Future150.com all rated him as a three-star prospect ... Averaged 12.9 points, 3.7 rebounds, 2.1 assists and 1.6 steals during his senior year at Parkview ... Recorded a season-high, 36-point scoring effort against fellow 2017 Razorback signee Daniel Gafford's El Dorado Wildcats ... Averaged 11.8 points, 3.6 rebounds, 2.0 assists and 1.2 steals per game for Team Penny out of Memphis, which participated on the Nike EYBL circuit and in the Nike Peach Jam.

## **Personal**

Born on Dec. 15, 1998 in Hope ... Son of Alan and Monique Garland ... Has one sister, Amaiya ... Majoring in communications.









# 5 • Jalen Harris

G, R-So., 6-2, 166

Wilson, N.C. / Word of God Christian Acad. / New Mexico

## As a Sophomore (2017-18)

Redshirted at Arkansas per NCAA transfer regulations.

## As a Freshman at New Mexico (2016-17)

Played 20.6 minutes per game for the Lobos, appearing in all 31 contests and making 18 starts as a freshman ... Averaged 4.5 points and 2.3 assists per game and scored a career-high 15 points against Nevada on Jan. 7, finishing one rebound shy of a double-double ... Finished third on New Mexico's squad with 2.3 assists per game, including a season-best eight dimes against Utah State on Jan. 4 ... Recorded a steal in 17 games, finishing second on the team with 25 takeaways, including a career-high three steals in two different contests.

## High School

Played his prep career under head coach Brian Clifton at Word of God Christian Academy in Raleigh, N.C. ... Rated a top 15 recruit in the state of North Carolina and led his high school team to a top 40 ranking in the state by MaxPreps ... Played for John Wall's summer team.

## Personal

Born on Nov. 13, 1996 in Wilson, N.C. ... Son of Mark Harris, Jr. and Tamara Harris ... Had one sister, Haley ... Majoring in communications.

## PERSONAL BESTS »

### POINTS

Season: SEC: --  
Career: 15 vs. Nevada (01/07/17) SEC: --

### FIELD GOALS MADE

Season: SEC: --  
Career: 4 (4x), last vs UNLV (01/10/17) SEC: --

### FIELD GOALS ATTEMPTED

Season: SEC: --  
Career: 11 vs. Nevada (01/07/17) SEC: --

### 3-POINT FIELD GOALS MADE

Season: -- SEC: --  
Career: 1 (7x), last vs. Fresno (03/09/17) SEC: --

### 3-POINT FG ATTEMPTS

Season: SEC: --  
Career: 1 (5x), last vs. Fresno (03/09/17) SEC: --

### FREE THROWS MADE

Season: SEC: --  
Career: 7 vs. Nevada (01/07/17) SEC: --

### FREE THROWS ATTEMPTED

Season: SEC: --  
Career: 10 vs. Nevada (01/07/17) SEC: --

### REBOUNDS

Season: SEC: --  
Career: 9 vs. Nevada (01/07/17) SEC: --

### ASSISTS

Season: SEC: --  
Career: 8 at Utah State (01/04/17) SEC: --

### STEALS

Season: SEC: --  
Career: 3 (2x), last vs. Nevada (01/07/17) SEC: --

### BLOCKED SHOTS

Season: SEC: --  
Career: 1 (3x), last at UNLV (02/01/17) SEC: --

### MINUTES

Season: SEC: --  
Career: 37 vs. Nevada (01/07/17) SEC: --



## JALEN HARRIS CAREER STATISTICS

Year	GP	GS	Min	Avg	FG	FGA	Pct	3FG	3FGA	Pct	FT	FTA	Pct	Off	Def	Tot	Avg	PF	FO	Ast	TO	Blk	Stl	Pts	Avg
2016-17 *	31	18	639	20.6	47	107	439	7	27	.259	38	51	.745	2	54	56	1.8	64	0	72	40	3	25	139	4.5
2017-18	Redshirted																								
<b>TOTAL</b>	<b>31</b>	<b>18</b>	<b>639</b>	<b>20.6</b>	<b>47</b>	<b>107</b>	<b>439</b>	<b>7</b>	<b>27</b>	<b>.259</b>	<b>38</b>	<b>51</b>	<b>.745</b>	<b>2</b>	<b>54</b>	<b>56</b>	<b>1.8</b>	<b>64</b>	<b>0</b>	<b>72</b>	<b>40</b>	<b>3</b>	<b>25</b>	<b>139</b>	<b>4.5</b>

\* - 2016-17 stats from New Mexico



# 23 • Ibrahim Ali

*F, Fr., 6-10, 244*

*Maumelle, Ark. / Maumelle HS*

• Name is pronounced IB-Ra-him All-Lee ... Also goes by Ibby (IB-ee)

### Prior to Arkansas

Was a three-star recruit according to Rivals.com ... Sat out 2017-18 season to work on his development ... Averaged 4.0 points, 5.7 rebounds and 1.2 blocks as a senior at Maumelle HS in 2016-17.

### Personal

Born July 2, 1998 in Lagos, Nigeria ... Son of the late Joel and Rekiva Ali and Terrell and Angie Curtis ... Siblings: Mariam Ali, Aisha Ali and Michael Ali (biological) and TJ Curtis, Rhyan Curtis and Skyler Curtis ... Arts and sciences.







# 35 • Reggie Chaney

*F, Fr., 6-8, 222*

*Tulsa, Okla. / Findlay Prep (Henderson, Nev.)*



## **Prior to Arkansas**

Rated No. 3 overall prospect from the state of Texas and as the No. 29 power forward in the country by 247Sports Named to the USA TODAY All-Nevada second team ... As a senior, contributed 13.8 points, 7.3 rebounds and 1.3 steals and led his squad to a 32-5 mark ... During his junior year, put up 11.2 points, 7.3 rebounds and 1.6 blocks, helping Findlay Prep to a 33-4 record ... Spent his offseason on the summer ball circuit as a member of RM5 Elite in the Nike EYBL league ... Averaged 11.4 points and 7.3 rebounds while shooting 63 percent from the floor in the summer of 2017.

## **Personal**

Born Sept. 6, 1999 in Tulsa ... Son of Reggie Lee and Chandra Chaney ... Has two sisters - Aubrey Lee and Damia Chaney - and one brother - Carter Lee ... Majoring in communications.



# 11 • Keyshawn Embery-Simpson

*G, Fr., 6-3, 202*

*Midwest City, Okla. / IMG Academy (Fla.)*

## **Prior to Arkansas**

Listed as a four-star recruit by 247Sports.com, Rivals.com and Future150.com ... 247Sports.com also tabbed him the 22nd-best point guard in the nation and 13th-best prospect in the state of Florida ... As a junior at Midwest City HS, averaged 26.8 points and 5.6 rebounds while earning a spot on The Oklahoman's Super 5 ... While at Midwest City, ranked as the No. 1 player in the state of Oklahoma by 247Sports.com and Future150.com.

## **Personal**

Born on May 26, 1999 in Midwest City, Okla. ... Son of Jermaine and Keisha Simpson ... Has one sister, Ada Rae Simpson ... Majoring in communications.





# 24 • Ethan Henderson

*F, Fr. 6-8. 210*

*Little Rock, Ark. / Parkview Magnet HS*



### **Prior to Arkansas**

Rated the top player in Arkansas by 247Sports.com, ESPN.com and Future150.com, which also tabbed him the 30th-best power forward in the nation ... A four-star recruit by Future150.com and 83rd-best player in the nation ... Named to the USA TODAY All-Arkansas first team and second team All-State by the Arkansas Democrat Gazette ... Averaged 13.6 points, 5.9 rebounds and 2.0 blocks per game ... On the summer circuit at the Adidas Summer Championships in Las Vegas, Henderson averaged 14 points, 6.5 rebounds and shot 67.4 percent from the floor for the Arkansas Hawks ... Helped Parkview win the 2018 and 2016 5A state championships (the latter alongside current Razorback Khalil Garland).

### **Personal:**

Born Feb. 14, 2000 in Little Rock... Son of Eric and Eileen Henderson ... Has one brother, Eric Henderson Jr. ... Majoring in recreation and sports management.





# 1 • Isaiah Joe

*G, Fr., 6-5, 167*

*Fort Smith, Ark. / Fort Smith Northside HS*

**Prior to Arkansas:**

Was the USA TODAY Arkansas Player of the Year as well as the Gatorade Player of the Year for Arkansas ... Rated #2 player in the state of Arkansas by 247Sports.com and ESPN/Scout while being a four-star and the 28th-best shooting guard in the nation by Rivals ... Averaged 22.8 points, 4.4 rebounds, 3.4 assists and 2.9 steals as a senior ... Led Northside High School to consecutive 7A state championships ... As a junior, averaged 18.8 points, 4.5 rebounds and 2.2 steals per game ... The sharp-shooter shot over 51-percent from behind the arc for the Arkansas Hawks, averaging 16 points per game ... In Las Vegas at the 2017 Adidas Summer Championships, Joe shot 57.1 percent from deep, averaging 13.5 points, 2.5 rebounds and 1.5 assists.

**Personal:**

Born July 2, 1999 in Fort Smith ... Son of Derrick and Nicole Joe ... Has two brothers - Jacob and Jon ... Majoring in recreation and sport management.





# 13 • Mason Jones

*G, So., 6-5, 207*

*Desoto, Texas / Triple A Academy / Connors State Coll.*



## **Prior to Arkansas**

Played one season at Connors State College ... Averaged 15.5 points, 6.9 rebounds and 2.5 assists per game ... Drained 72 3-pointers and sank 42.9 percent of his shots beyond the arc ... Finished in double figures in scoring 28 times, including nine 20-point games and two 30-point efforts ... Helped the 13th-ranked Cowboys (31-4) reach the NJCAA Elite 8 ... HIGH SCHOOL: At Triple A Academy, averaged 15.9 points, 5.7 rebounds and 4.1 assists as a senior.

## **Personal:**

Born July 21, 1998 in Dallas ... Son of Mark and Arolynn Jones ... Siblings: Jordan, Matt and Alex ... Brother, Matt, played on Duke's 2015 national championship team ... Sister, Jordan, was a standout at Texas A&M ... Majoring in communications.



# 25 • Jordan Phillips

*G, Fr., 6-7, 209*

*Fort Worth, Texas / Grace Preparatory Academy*

## **Prior to Arkansas**

A three-star recruit by 247Sports.com, which also rated him the 11th-best prospect in Texas ... Ranked as high as the 37th-best shooting guard in the country by 247Sports.com and as high as the 132nd overall player in the country by Rivals.com ... Had a Scout grade of 90 ... Played at Grace Preparatory Academy as a senior after beginning his high school career at Cedar Hill High School (Cedar Hill, Texas) ... As a senior, named an All-Star by the Texas Association of Basketball Coaches for 6A, 5A Private Schools ... At Cedar Hill, averaged 21 points and six rebounds per game ... Led the Longhorns to a 29-5 overall record, finishing 12th in the state of Texas ... During the spring and summer, Phillips played for Dallas Showtyme Elite, averaging 23 points, six rebounds, seven assists and three steals

## **Personal:**

Born Feb. 2, 1999 in Fort Worth ... Son of Michael and Lynn Phillips ... Has one sibling, Kennedy ... Majoring in communications.





# 0 • Desi Sills

*G, Fr., 6-2, 196*

*Jonesboro, Ark. / Jonesboro HS*



**Prior to Arkansas**

Rated #3 player in the state of Arkansas by 247Sports.com and ESPN while being a consensus top 50 pick among the nation's top point guards ... Named to the USA TODAY All-Arkansas first team ... A two-time, first team 6A All-State selection (2017 and 2018) ... Helped guide Jonesboro High School to back-to-back 6A state championships ... Averaged 20 points, 5.3 rebounds and 2.5 assists in 2017-18 ... As a junior, put up 15.5 points, 4.5 rebounds and two assists per game, leading the Hurricanes to a perfect 32-0 record that ended in a title game victory over current Razorback Daniel Gafford ... Played with current Razorbacks Isaiah Joe and Ethan Henderson on the Arkansas Hawks AAU team.

**Personal:**

Born Dec. 29, 1998 in Jonesboro ... Son of Desi and Shawna Sills ... Has three brothers - Travon, Neal and Quaavon - and two sisters - C'cchae and Devonce ... Majoring in recreation and sports management.





#2 • ADRIO BAILEY

2016-17 (FRESHMAN)

Opponent	Min	FG-A	3-A	FT-A	Reb	PF	A	TO	Bk	Stl	Pts
Fort Wayne	3	0-0	0-0	0-0	1	1	0	1	0	0	0
Southern Illinois	7	0-1	0-0	0-2	1	1	0	3	0	0	0
UT Arlington	DNP	--	--	--	--	--	--	--	--	--	--
at Minnesota	5	0-1	0-0	0-0	1	0	0	0	0	0	0
Mount St. Mary's	4	0-0	0-0	0-0	0	0	1	0	0	1	0
Stephen F. Austin	12	1-1	0-0	0-0	0	4	0	1	0	0	2
Austin Peay	18	7-8	0-0	0-0	7	2	2	2	2	1	14
Houston	7	0-1	0-0	1-2	2	1	1	1	0	0	1
North Florida	6	1-1	0-0	1-2	1	1	0	0	0	0	3
vs Texas	DNP	--	--	--	--	--	--	--	--	--	--
North Dakota St.	9	1-2	0-0	0-1	1	0	0	0	0	1	2
vs Sam Houston St.	11	1-2	0-0	2-4	2	2	0	1	1	2	4
Florida	3	0-0	0-0	0-0	1	0	0	1	0	0	0
at Tennessee	DNP	--	--	--	--	--	--	--	--	--	--
at Kentucky	4	0-0	0-0	0-0	0	1	1	0	0	1	0
Mississippi State	1	0-0	0-0	0-0	0	0	0	0	0	0	0
Missouri	4	0-1	0-0	0-0	1	0	0	0	0	0	0
at Texas A&M	DNP	--	--	--	--	--	--	--	--	--	--
LSU	8	0-0	0-0	0-0	4	2	1	0	0	0	0
at Vanderbilt	DNP	--	--	--	--	--	--	--	--	--	--
at Oklahoma State	12	1-1	0-0	0-0	4	1	1	0	0	0	2
Alabama	11	3-3	0-0	1-3	3	3	0	0	1	1	7
at Missouri	4	0-0	0-0	0-0	1	1	0	0	0	0	0
Vanderbilt	15	2-4	0-0	0-0	4	2	0	0	2	1	4
at LSU	9	1-2	0-0	0-2	0	0	0	0	1	0	2
at South Carolina	6	0-1	0-0	0-0	0	0	0	0	0	1	0
Ole Mis	3	1-3	0-0	0-1	1	1	0	0	0	0	2
Texas A&M	7	0-1	0-0	1-2	0	1	0	0	0	2	1
at Auburn	3	0-0	0-0	0-0	0	1	0	0	0	0	0
at Florida	DNP	--	--	--	--	--	--	--	--	--	--
Georgia	2	1-1	0-0	0-0	0	0	0	0	0	0	2
vs Ole Miss	DNP	--	--	--	--	--	--	--	--	--	--
vs Vanderbilt	7	0-1	0-0	0-0	0	1	0	0	0	0	0
vs Kentucky	DNP	--	--	--	--	--	--	--	--	--	--
vs Seton Hall	DNP	--	--	--	--	--	--	--	--	--	--
vs North Carolina	19	2-4	0-0	0-0	0	3	0	1	0	3	4
<b>Totals</b>	<b>200</b>	<b>22-39</b>	<b>0-0</b>	<b>6-19</b>	<b>35</b>	<b>29</b>	<b>7</b>	<b>11</b>	<b>7</b>	<b>14</b>	<b>50</b>

2017-18 (SOPHOMORE)

Opponent	Min	FG-A	3-A	FT-A	Reb	PF	A	TO	Bk	Stl	Pts
Samford	25	7-8	0-0	1-1	6	0	1	3	2	1	15
Bucknell	23	3-5	0-0	1-2	4	4	2	2	2	2	7
Fresno State	28	1-2	0-0	3-4	5	3	3	0	2	0	5
vs Oklahoma	17	3-6	0-0	3-4	7	1	1	0	1	0	9
vs North Carolina	18	2-5	0-0	0-0	4	1	0	0	5	0	4
vs UConn	24	4-7	0-0	0-1	4	2	0	0	1	1	8
at Houston	11	1-2	0-0	2-3	1	3	0	1	0	0	4
Colorado State	9	0-0	0-0	0-0	0	1	1	0	0	0	0
Minnesota	15	3-7	0-0	0-0	2	3	0	0	0	0	6
vs Troy	16	5-8	0-0	0-0	6	3	2	1	1	0	10
Oral Roberts	12	3-3	0-0	0-1	1	0	2	1	2	2	6
CSU Bakersfield	11	2-2	0-0	0-0	3	4	0	1	0	0	4
Tennessee	5	0-0	0-0	0-0	0	0	0	0	1	0	0
at Mississippi State	18	5-7	0-0	0-2	6	5	0	0	0	1	10
at Auburn	17	1-4	0-0	0-0	3	1	1	1	1	1	2
LSU	7	0-3	0-0	1-2	1	1	0	1	0	0	1
Missouri	4	0-1	0-0	0-0	1	1	0	0	0	0	0
at Florida	8	0-1	0-0	0-0	1	1	0	1	1	1	0
Ole Miss	23	1-1	0-0	0-2	0	4	2	0	1	1	2
at Georgia	9	0-0	0-0	0-0	2	1	0	0	0	0	0
Oklahoma State	3	0-0	0-0	0-0	1	0	0	1	0	0	0
at Texas A&M	DNP	--	--	--	--	--	--	--	--	--	--
at LSU	15	2-4	0-0	1-2	3	2	0	0	0	1	5
vs South Carolina	14	0-1	0-0	0-0	2	2	0	2	0	0	0
vs Vanderbilt	DNP	--	--	--	--	--	--	--	--	--	--
at Ole Miss	DNP	--	--	--	--	--	--	--	--	--	--
vs Texas A&M	2	0-0	0-0	0-0	0	0	0	0	0	0	0
Kentucky	DNP	--	--	--	--	--	--	--	--	--	--
at Alabama	13	3-4	0-0	1-1	5	1	1	1	1	0	7
Auburn	10	0-0	0-0	2-2	1	3	0	0	0	0	2
at Missouri	9	1-1	0-0	0-0	1	3	0	0	0	0	2
vs South Carolina	24	2-6	0-0	5-6	4	4	0	2	2	3	9
vs Florida	17	1-2	0-0	0-0	2	1	0	0	0	1	2
vs Tennessee	12	0-3	0-0	0-0	1	3	0	0	0	0	6
vs Butler	20	3-5	0-0	0-0	2	1	1	0	0	0	6
<b>Totals</b>	<b>439</b>	<b>53-98</b>	<b>0-0</b>	<b>20-33</b>	<b>79</b>	<b>59</b>	<b>17</b>	<b>18</b>	<b>23</b>	<b>15</b>	<b>126</b>







## #5 • JALEN HARRIS

2016-17 (FRESHMAN AT NEW MEXICO)

Opponent	Min	FG-A	3-A	FT-A	Reb	PF	A	TO	Bk	Stl	Pts
Idaho State	5	0-0	0-0	0-0	0	4	2	0	0	1	0
Houston Baptist	23	4-4	1-1	4-6	1	1	4	3	0	1	13
New Mexico State	15	0-2	0-0	0-0	3	2	1	2	0	2	0
vs Virginia Tech	16	2-3	0-0	1-1	0	1	3	1	0	0	5
vs CSU Northridge	11	2-2	0-0	0-0	1	0	0	1	0	1	4
vs Dayton	13	0-0	0-0	0-0	0	2	1	1	0	0	0
Abilene Christian	18	1-2	0-1	0-0	0	0	2	0	0	0	2
at Illinois State	13	1-2	0-0	1-2	2	1	0	0	0	3	3
UTEP	7	0-0	0-0	0-0	1	2	1	2	0	0	0
at New Mexico State	29	2-6	0-1	1-3	1	3	3	2	0	1	5
Arkansas-Pine Bluff	25	1-4	0-1	0-0	2	2	4	0	0	2	2
at Arizona	29	1-4	0-1	3-3	1	3	4	1	0	0	5
Fresno State	27	2-4	0-0	5-6	2	2	3	1	0	1	9
at San Diego State	30	4-6	0-1	1-3	2	3	2	1	1	0	9
at Utah State	33	2-7	0-2	0-0	3	4	8	3	0	2	4
Nevada	37	4-11	0-2	7-10	9	3	4	1	0	3	15
UNLV	25	4-4	1-1	2-2	3	4	4	5	0	0	11
at Colorado State	21	0-3	0-1	0-0	0	2	1	2	1	0	0
at Boise State	23	2-3	0-0	2-2	2	0	1	0	0	1	6
Wyoming	27	2-4	1-2	2-2	2	3	2	0	0	0	7
Utah State	21	3-3	1-1	0-0	1	1	3	2	0	1	7
at Nevada	19	2-3	1-1	2-2	1	4	3	1	0	0	7
at UNLV	22	1-5	0-1	0-0	1	4	1	1	1	0	2
San Jose State	25	1-4	0-1	2-2	4	2	2	1	0	2	4
at Air Force	17	2-5	0-1	0-0	2	1	0	1	0	1	4
Boise State	15	1-2	0-1	0-0	3	2	0	2	0	0	2
at Fresno State	20	2-3	1-1	1-2	3	1	4	2	0	1	6
Colorado State	22	0-4	0-2	2-2	3	3	4	1	0	0	2
at Wyoming Cowboys	11	0-2	0-1	0-0	3	1	0	0	0	1	0
San Diego State	19	0-2	0-1	0-0	0	2	3	2	0	1	0
vs Fresno State	21	1-3	1-2	2-3	0	1	2	1	0	0	5
<b>Total</b>	<b>639</b>	<b>47-107</b>	<b>7-27</b>	<b>38-51</b>	<b>56</b>	<b>64</b>	<b>72</b>	<b>40</b>	<b>3</b>	<b>25</b>	<b>139</b>

## #10 • DANIEL GAFFORD

2017-18 (FRESHMAN)

Opponent	Min	FG-A	3-A	FT-A	Reb	PF	A	TO	Bk	Stl	Pts
Samford	17	4-6	0-0	2-5	4	5	2	0	3	0	10
Bucknell	16	5-7	0-0	5-5	3	5	0	0	0	0	15
Fresno State	30	9-11	0-0	7-10	8	3	1	1	3	2	25
vs Oklahoma	25	4-6	0-0	5-6	8	4	2	3	1	2	13
vs North Carolina	15	2-4	0-0	1-2	6	4	0	0	2	1	5
vs UConn	14	3-4	0-0	3-6	5	5	0	3	0	0	9
at Houston	18	1-4	0-0	3-4	6	2	1	1	0	1	5
Colorado State	16	5-9	0-0	4-7	6	2	0	0	2	1	14
Minnesota	21	8-8	0-0	0-3	7	4	1	1	6	0	16
vs Troy	24	4-6	0-0	2-6	6	4	1	0	3	0	10
Oral Roberts	22	5-7	0-0	2-3	4	1	4	1	2	0	12
CSU Bakersfield	22	2-7	0-0	2-4	12	4	0	1	1	2	6
Tennessee	33	6-8	0-0	3-9	8	4	0	1	5	0	15
at Mississippi State	32	8-11	0-0	1-3	5	3	2	3	1	0	17
at Auburn	17	3-7	0-0	2-5	4	4	0	0	1	0	8
LSU	24	3-5	0-0	2-5	5	3	2	2	3	1	8
Missouri	25	6-11	0-0	3-4	6	3	0	1	1	0	15
at Florida	25	6-12	0-0	2-5	11	2	0	0	1	0	14
Ole Miss	28	6-11	0-0	3-4	9	4	0	2	3	3	15
at Georgia	27	0-3	0-0	0-0	3	3	1	0	0	1	0
Oklahoma State	14	3-7	0-0	0-2	4	4	0	1	1	0	6
at Texas A&M	20	2-4	0-0	1-2	4	4	0	0	1	0	5
at LSU	21	4-7	0-0	2-6	4	4	0	2	1	1	10
vs South Carolina	19	5-7	0-0	1-3	6	3	0	0	3	0	11
vs Vanderbilt	24	7-12	0-0	2-5	9	4	0	3	7	2	16
at Ole Miss	20	6-7	0-0	7-10	6	2	0	0	0	0	19
vs Texas A&M	28	7-8	0-0	4-6	6	4	2	2	2	1	18
vs Kentucky	23	2-6	0-0	5-9	5	2	1	1	4	0	9
at Alabama	20	4-12	0-0	3-4	7	4	1	0	0	0	11
Auburn	27	10-15	0-0	1-4	10	1	2	3	7	0	21
at Missouri	25	7-10	0-0	2-4	4	3	0	1	4	1	16
vs South Carolina	25	4-5	0-0	0-0	4	3	0	1	4	0	8
vs Florida	28	8-11	0-0	0-0	12	3	1	1	1	0	16
vs Tennessee	24	3-4	0-0	2-6	5	1	0	2	0	0	8
vs Butler	21	2-9	0-0	3-4	5	2	0	0	3	0	7
<b>TOTALS</b>	<b>790</b>	<b>164-271</b>	<b>0-0</b>	<b>85-161</b>	<b>217</b>	<b>114</b>	<b>24</b>	<b>37</b>	<b>76</b>	<b>19</b>	<b>413</b>





# #15 • JONATHAN HOLMES

## 2016-17 (FRESHMAN)

Opponent	Min	FG-A	3-A	FT-A	Reb	PF	A	TO	Blk	Stl	Pts
Fort Wayne	DNP	--	--	--	--	--	--	--	--	--	--
Southern Illinois	DNP	--	--	--	--	--	--	--	--	--	--
UT Arlington	DNP	--	--	--	--	--	--	--	--	--	--
at Minnesota	DNP	--	--	--	--	--	--	--	--	--	--
Mount St. Mary's	DNP	--	--	--	--	--	--	--	--	--	--
Stephen F. Austin	DNP	--	--	--	--	--	--	--	--	--	--
Austin Peay	2	0-2	0-2	0-0	1	0	0	0	0	0	0
Houston	DNP	--	--	--	--	--	--	--	--	--	--
North Florida	DNP	--	--	--	--	--	--	--	--	--	--
vs Texas	DNP	--	--	--	--	--	--	--	--	--	--
North Dakota St.	DNP	--	--	--	--	--	--	--	--	--	--
vs Sam Houston St.	2	0-0	0-0	0-0	0	0	0	0	0	0	0
Florida	DNP	--	--	--	--	--	--	--	--	--	--
at Tennessee	DNP	--	--	--	--	--	--	--	--	--	--
at Kentucky	DNP	--	--	--	--	--	--	--	--	--	--
Mississippi State	DNP	--	--	--	--	--	--	--	--	--	--
Missouri	0	0-0	0-0	0-0	0	0	0	0	0	0	0
at Texas A&M	DNP	--	--	--	--	--	--	--	--	--	--
LSU	DNP	--	--	--	--	--	--	--	--	--	--
at Vanderbilt	DNP	--	--	--	--	--	--	--	--	--	--
at Oklahoma State	DNP	--	--	--	--	--	--	--	--	--	--
Alabama	1	0-1	0-0	0-0	0	1	0	0	0	0	0
at Missouri	DNP	--	--	--	--	--	--	--	--	--	--
Vanderbilt	DNP	--	--	--	--	--	--	--	--	--	--
at LSU	DNP	--	--	--	--	--	--	--	--	--	--
at South Carolina	DNP	--	--	--	--	--	--	--	--	--	--
Ole Miss	1	0-1	0-0	0-0	0	0	0	0	0	0	0
Texas A&M	DNP	--	--	--	--	--	--	--	--	--	--
at Auburn	DNP	--	--	--	--	--	--	--	--	--	--
at Florida	DNP	--	--	--	--	--	--	--	--	--	--
Georgia	1	1-1	0-0	0-0	0	0	0	0	0	0	2
vs Ole Miss	DNP	--	--	--	--	--	--	--	--	--	--
vs Vanderbilt	DNP	--	--	--	--	--	--	--	--	--	--
vs Kentucky	DNP	--	--	--	--	--	--	--	--	--	--
vs Seton Hall	DNP	--	--	--	--	--	--	--	--	--	--
vs North Carolina	DNP	--	--	--	--	--	--	--	--	--	--
<b>Totals</b>	<b>7</b>	<b>1-5</b>	<b>0-4</b>	<b>0-0</b>	<b>1</b>	<b>1</b>	<b>0</b>	<b>0</b>	<b>0</b>	<b>0</b>	<b>2</b>



## 2017-18 (SOPHOMORE)

Opponent	Min	FG-A	3-A	FT-A	Reb	PF	A	TO	Blk	Stl	Pts
Samford	3	0-2	0-1	1-2	1	0	1	0	0	0	1
Bucknell	2	1-1	1-1	0-0	0	0	0	0	0	1	3
Fresno State	DNP	--	--	--	--	--	--	--	--	--	--
vs Oklahoma	DNP	--	--	--	--	--	--	--	--	--	--
vs North Carolina	DNP	--	--	--	--	--	--	--	--	--	--
vs UConn	4	1-2	0-0	0-0	1	0	0	1	0	0	2
at Houston	DNP	--	--	--	--	--	--	--	--	--	--
Colorado State	2	1-2	0-1	0-0	0	1	0	0	0	0	2
Minnesota	DNP	--	--	--	--	--	--	--	--	--	--
vs Troy	1	1-2	1-1	0-0	0	0	0	0	0	0	3
Oral Roberts	2	1-2	0-1	0-0	0	0	0	0	0	0	2
CSU Bakersfield	2	0-2	0-1	0-0	0	0	0	0	0	0	0
Tennessee	DNP	--	--	--	--	--	--	--	--	--	--
at Mississippi State	DNP	--	--	--	--	--	--	--	--	--	--
at Auburn	DNP	--	--	--	--	--	--	--	--	--	--
LSU	DNP	--	--	--	--	--	--	--	--	--	--
Missouri	DNP	--	--	--	--	--	--	--	--	--	--
at Florida	DNP	--	--	--	--	--	--	--	--	--	--
Ole Miss	DNP	--	--	--	--	--	--	--	--	--	--
at Georgia	DNP	--	--	--	--	--	--	--	--	--	--
Oklahoma State	DNP	--	--	--	--	--	--	--	--	--	--
at Texas A&M	DNP	--	--	--	--	--	--	--	--	--	--
at LSU	DNP	--	--	--	--	--	--	--	--	--	--
vs South Carolina	0	0-0	0-0	0-0	0	0	0	0	0	0	0
vs Vanderbilt	1	1-1	0-0	0-0	1	0	0	1	0	0	2
at Ole Miss	DNP	--	--	--	--	--	--	--	--	--	--
vs Texas A&M	1	0-1	0-0	0-0	0	0	0	0	0	0	0
Kentucky	DNP	--	--	--	--	--	--	--	--	--	--
at Alabama	DNP	--	--	--	--	--	--	--	--	--	--
Auburn	0	0-0	0-0	0-0	0	0	0	0	0	0	0
at Missouri	DNP	--	--	--	--	--	--	--	--	--	--
vs South Carolina	DNP	--	--	--	--	--	--	--	--	--	--
vs Florida	DNP	--	--	--	--	--	--	--	--	--	--
vs Tennessee	DNP	--	--	--	--	--	--	--	--	--	--
vs Butler	DNP	--	--	--	--	--	--	--	--	--	--
<b>Totals</b>	<b>18</b>	<b>6-15</b>	<b>2-6</b>	<b>1-2</b>	<b>3</b>	<b>1</b>	<b>1</b>	<b>2</b>	<b>0</b>	<b>1</b>	<b>15</b>







## #22 • GABE OSABUOHEN

### 2017-18 (FRESHMAN)

Opponent	Min	FG-A	3-A	FT-A	Reb	PF	A	TO	Blk	Stl	Pts
Samford	10	1-2	0-0	0-2	0	1	0	1	0	0	2
Bucknell	11	1-4	0-1	0-0	2	1	0	0	0	0	2
Fresno State	5	0-1	0-1	0-2	1	2	0	0	0	0	0
vs Oklahoma	DNP	--	--	--	--	--	--	--	--	--	--
vs North Carolina	DNP	--	--	--	--	--	--	--	--	--	--
vs UConn	8	0-1	0-0	0-0	3	0	1	1	0	1	0
at Houston	DNP	--	--	--	--	--	--	--	--	--	--
Colorado State	8	2-2	0-0	0-0	3	4	0	1	0	0	4
Minnesota	DNP	--	--	--	--	--	--	--	--	--	--
vs Troy	2	1-1	0-0	0-1	2	0	1	0	0	0	2
Oral Roberts	5	0-0	0-0	0-0	0	0	0	0	0	0	0
CSU Bakersfield	2	0-0	0-0	0-0	0	0	1	0	1	0	0
Tennessee	DNP	--	--	--	--	--	--	--	--	--	--
at Mississippi State	DNP	--	--	--	--	--	--	--	--	--	--
at Auburn	DNP	--	--	--	--	--	--	--	--	--	--
LSU	DNP	--	--	--	--	--	--	--	--	--	--
Missouri	DNP	--	--	--	--	--	--	--	--	--	--
at Florida	DNP	--	--	--	--	--	--	--	--	--	--
Ole Miss	DNP	--	--	--	--	--	--	--	--	--	--
at Georgia	DNP	--	--	--	--	--	--	--	--	--	--
Oklahoma State	DNP	--	--	--	--	--	--	--	--	--	--
at Texas A&M	1	0-0	0-0	0-0	0	0	0	0	0	0	0
at LSU	DNP	--	--	--	--	--	--	--	--	--	--
South Carolina	17	0-0	0-0	0-0	4	3	2	2	0	0	0
Vanderbilt	16	0-0	0-0	1-2	2	1	0	2	1	0	1
at Ole Miss	8	1-2	0-0	1-2	3	3	0	0	0	0	3
Texas A&M	15	3-6	0-1	0-1	3	3	1	1	1	1	6
Kentucky	10	1-2	0-0	0-0	0	2	0	2	0	1	0
at Alabama	3	0-1	0-0	0-0	0	2	0	2	0	1	0
Auburn	2	0-0	0-0	0-0	0	0	0	0	0	0	0
at Missouri	DNP	--	--	--	--	--	--	--	--	--	--
vs South Carolina	6	0-1	0-0	0-0	2	0	0	0	0	0	0
vs Florida	3	0-2	0-1	0-0	1	0	0	0	0	0	0
vs Tennessee	3	0-0	0-0	0-0	0	1	0	0	0	0	0
vs Butler	1	0-0	0-0	0-0	0	0	0	0	0	0	0
<b>Totals</b>	<b>136</b>	<b>10-25</b>	<b>0-4</b>	<b>2-10</b>	<b>28</b>	<b>21</b>	<b>7</b>	<b>11</b>	<b>3</b>	<b>3</b>	<b>22</b>





# RIGHT NOW, YOU'RE WATCHING THIS HERE:



FPS 60.000 SHUTTER 180.0

E1 800 ND 0.6 WB +2.0 CC



STREAMING LIVE  
 WATCH

[SECNetwork.com/Now](http://SECNetwork.com/Now)





## YEAR IN REVIEW

### IN THIS SECTION

Season Notes .....	58-59
Results .....	60
Player Overall & SEC Statistics.....	61
Team Game-By-Game Stats.....	62
Opponent Game-By-Game Stats .....	63
Player Game-By-Game (P-R-A) .....	64
Starting Lineups.....	64
Game Highs/Lows .....	65
Leads & Deficits.....	66
Specialty Stats.....	67
Box Scores .....	68-79
SEC Standings & Awards .....	80
SEC Individual Leaders.....	81-82

**RECORD BREAKDOWN**

At Home (Bud Walton Arena)	15-2
On The Road	3-7
Neutral	5-3
White Uniforms	16-3
Cardinal Uniforms	5-7
Anthracite Uniforms	0-0
Special Edition PK80 Uniforms	2-2

**HALFTIME/LEADS/OVERTIME**

Leading at the half, home	13-0
Leading at the half, road/neutral	6-0
Tied at the half, home	0-1
Tied at the half, road/neutral	0-0
Trailing at the half, home	2-1
Trailing at the half, road/neutral	2-10
Games decided by 5 points or fewer	7-1
Games decided by 10 points or fewer	11-3
Leading with 5:00 left in regulation	20-1
Leading with 2:00 left in regulation	20-1
Overtime games	2-0

**OFFENSE**

Scoring less than 70 points	3-7
Scoring 70-79 points	3-4
Scoring 80-89 points	5-1
Scoring 90-99 points	9-0
Scoring 100+ points	3-0
2 Players Or Less in Double Figures	3-2
3 Players in Double Figures	4-5
4 Players in Double Figures	10-4
5 Players in Double Figures	4-1
6 Players in Double Figures	2-0
7 Players in Double Figures	0-0
1 Player Scores 20 Points	8-6
2 Players Score 20 Points	7-0
When shooting 50 percent or higher	10-2
When shooting less than 50 percent	13-10

**REBOUNDING/TURNOVERS**

When outrebounding opponent	12-2
When outrebounded	10-9
When rebounds are even	1-1
When grabbing 10+ offensive reb	9-6
When forcing 15+ turnovers	13-1
When committing less than 15 turnovers	19-12
When committing 15+ turnovers	4-0

**Top Scorers (Includes Ties)**

Jaylen Barford	11-6
Daryl Macon	9-5
Daniel Gafford	4-1
C.J. Jones	1-0
Anton Beard	0-1

**Top Rebounders (Includes Ties)**

Daniel Gafford	14-5
Trey Thompson	5-3
Darius Hall	3-4
Anton Beard	3-2
Daryl Macon	2-0
Jaylen Barford	2-3
Dustin Thomas	2-2
Adrio Bailey	1-0

**Months**

In November	5-1
In December	6-1
In January	4-5
In February	6-2
In March	2-3

**THE #FASTEST40 FACTS**

- Arkansas posted at least 20 wins for the fourth time in the Mike Anderson era, made its second straight NCAA appearance, reached the NCAA Tournament for the third time in the last four years and played in the postseason for the fourth time in the last five years.
- Arkansas went 5-3 in neutral site games, the Razorbacks have won five-plus neutral site games in back-to-back seasons for the first time in 10 years.
- The Razorbacks finished in a tie for fourth in the SEC and reached the SEC Tournament semifinal.
- Arkansas led the SEC in 3-point field goal percentage while ranking second in the league in assist-to-turnover ratio, field goal percentage, scoring offense and fewest turnovers per game.
- The Razorbacks are one of two teams in the league to finish .500 or better in SEC play each of the last six years.
- Arkansas' 122 dunks are the most in the Mike Anderson era, and Daniel Gafford's 75 slams are 27 more dunks than Butler has all season as a team.
- Arkansas reached the semifinal at the SEC Tournament for the third time in the last four seasons, finishing runner-up in 2015 and 2017.

**SENIORS LEAVE THEIR LEGACY**

- Led by four-year lettermen Trey Thompson and Anton Beard, the senior class helped Arkansas win 92 games over the last four seasons.

**RAZORBACKS RETURN TO BIG DANCE**

- For the second consecutive year and third time in the last four seasons, Arkansas earned a berth to the NCAA Tournament. The Razorbacks, thanks to a strong finish to the season, were the #7 seed in the East Regional and faced #10 seed Butler in the first round in Detroit.

**BIG WINS**

- The Razorbacks went 5-2 versus ranked opponents in 2017-18. The five wins over ranked opponents is the most such wins since knocking off eight AP Top 25 teams during the 1994-95 National Runner-up season.
- Arkansas faced 11 teams in this year's NCAA Tournament and posted an 8-8 record against those programs. Five of the eight wins came against top 8 seeds.

**GOOD START ... GOOD FINISH**

- Arkansas started the 2017-18 season with an 11-2 record and, after a win over #9 Tennessee on the Dec. 30, 2017, the Razorbacks entered the top 25 at 22, a position they held for two ranking periods. During that run, Arkansas also defeated #14 Minnesota.
- After going 4-6 to start 2018, the Razorbacks went on to win eight of its next 10 with wins over #21 Texas A&M, #14 Auburn and #23 Florida to secure a berth to the NCAA Tournament.



Jaylen Barford was named 1st team All-SEC by the coaches as well as being named NABC All-District.



Daryl Macon was named 1st team All-SEC by the Associated Press as well as being named NABC All-District.





## BARFORD, MACON HAVE GREAT SENIOR SEASON

- Both Named 1st Team All-SEC
- Both Named NABC All-District
- Both led the SEC in a statistics
- Both signed NBA contracts
- Jaylen Barford and Daryl Macon were both named All-SEC – Barford earning 1st team by the coaches and 2nd team by the AP while Macon was 1st team by the media and 2nd team by the coaches. The duo were later named All-District 21 by the National Association of Basketball Coaches with Barford collecting 1st team honors and Macon making the 2nd team.
- \* Barford led the SEC in 3-point field goal percentage (.433), and field goals made (224). Macon led the league in free throw percentage (.875) to mark the second straight year a Razorback has led the league at the charity stripe.
- Barford and Macon were the only two players in the SEC to rank in the top 10 in points per game, 3-point FG percentage and overall FG percentage.
- Barford (.433) and Macon (.421) ranked first and third, respectively, in the SEC in 3-point field goal percentage.
- After the season, Barford signed with the Charlotte Hornets and Macon inked a contract with the Miami Heat. However, Macon later joined the Dallas Mavericks after the summer league.

## GAFFORD EARNS NUMEROUS HONORS

- Daniel Gafford came to Arkansas with a lot of hype and the big man lived up to all of it. The El Dorado native was named to the SEC All-Freshman team. He was the first Arkansas freshman in program history to record 400 points, 200 rebounds and 60 blocks in a season (@HogStats).
- Gafford ranked 22nd nationally and second in the SEC with 76 blocked shots. He additionally shot 60.5 percent from the field, which would have ranked 14th nationally and tops in the SEC but he did not meet the NCAA minimum of making five shots per game (averaged 4.7).
- He was named SEC Freshman of the Week three times and was only SEC freshman to receive the weekly honor three times, becoming just the third Razorback to earn the honor multiple times (Bobby Portis and Patrick Beverley each were three-time recipients).

## SEC LEGEND 2018

- Former Razorback great Jonathon Modica was named an Allstate® SEC Legend and was recognized at the SEC Men's Basketball Tournament in St. Louis.
- Ranked 12th on Arkansas' all-time scoring list, Modica racked up 1,589 career points in his four years in Fayetteville, leading the Razorbacks in scoring his freshman (2002-03) and sophomore (2003-04) seasons. The Smackover, Arkansas, native helped the Razorbacks return to the NCAA Tournament in his senior season in 2005-06, after a four-year drought.
- Modica was named All-SEC second team in 2004 and 2006 by the league coaches. In 2003, Modica was selected to the SEC All-Freshman team. At 6-5, Modica was as versatile as any guard the Razorbacks has ever had. Modica ranks 10th all-time in program history for career rebounds in SEC play with 258, second among guards, only trailing former teammate Ronnie Brewer.



Daniel Gafford was a three-time SEC Freshman of the Week and he went on to earn SEC All-Freshman team honors thanks to his 76 blocked shots and 75 dunks. His 75 dunks were more than six SEC schools had for the season and one shy of a seventh.

### Double-Figure Scoring Games

Player	13-14	14-15	15-16	16-17	17-18	Career
Barford	--	--	--	27	33	60
Macon	--	--	--	27	30	57
Beard	--	8	7	14	20	49
Gafford	--	--	--	--	22	22
Jones	--	--	--	2	10	12
Thomas	1	3	--	4	2	10
Hall	--	--	--	--	7	7
Bailey	--	--	--	1	3	4
Thompson	--	0	2	0	1	3

### 20-Point Scoring Games

Player	13-14	14-15	15-16	16-17	17-18	Career
Barford	--	--	--	5	13	18
Macon	--	--	--	3	14	17
Gafford	--	--	--	--	2	2

### 30-Point Scoring Games

Player	13-14	14-15	15-16	16-17	17-18	Career
Macon	--	--	--	1	1	2

### 3 + Three-Pointers in a Game

Player	13-14	14-15	15-16	16-17	17-18	Career
Macon	--	--	--	11	16	27
Barford	--	--	--	2	17	19
Jones	--	--	--	1	8	9
Beard	--	2	1	2	3	8
Thomas	0	1	--	0	0	1
Hall	--	--	--	--	1	1

### 5 + Three-Pointers in a Game

Player	13-14	14-15	15-16	16-17	17-18	Career
Macon	--	--	--	1	5	6
Jones	--	--	--	0	2	2
Barford	--	--	--	0	2	2

### Double Figure Rebounding Games

Player	13-14	14-15	15-16	16-17	17-18	Career
Gafford	--	--	--	--	4	4
Thompson	--	0	0	1	1	2
Thomas	0	0	--	0	2	2
Barford	--	--	--	0	2	2
Hall	--	--	--	--	1	1

### Double-Doubles

Player	13-14	14-15	15-16	16-17	17-18	Career
Gafford	--	--	--	--	3	3
Barford	--	--	--	0	2	2
Hall	--	--	--	--	1	1

### 5 + Assist Games

Player	13-14	14-15	15-16	16-17	17-18	Career
Macon	--	--	--	5	12	17
Beard	--	0	0	2	8	10
Barford	--	--	--	1	5	6
Thompson	--	0	1	1	3	5

### 3 + Steals in a Game

Player	13-14	14-15	15-16	16-17	17-18	Career
Barford	--	--	--	6	4	10
Beard	--	4	1	2	2	9
Macon	--	--	--	2	4	6
Thomas	0	1	--	1	1	3
Gafford	--	--	--	--	1	1
Thompson	--	0	0	1	0	1
Bailey	--	--	--	1	1	2

### 3 + Blocks in a Game

Player	13-14	14-15	15-16	16-17	17-18	Career
Gafford	--	--	--	--	14	14
Thompson	--	0	2	1	2	5
Jones	--	--	--	1	0	1
Cook	--	--	--	1	0	1
Bailey	--	--	--	0	1	1



# 2017-18 SCHEDULE & RESULTS

<b>RECORD:</b>	<b>OVERALL</b>	<b>HOME</b>	<b>AWAY</b>	<b>NEUTRAL</b>
ALL GAMES	23-12	15-2	3-7	5-3
CONFERENCE	10-8	7-2	3-6	0-0
NON-CONFERENCE	13-4	8-0	0-1	5-3

DATE	TIME	OPPONENT	TV	RESULT	ATTEND	RECORD (SEC)	HIGH POINTS	HIGH REBOUNDS
11/10/17	7:00 pm	SAMFORD	SEC Network +	W 95-56	13407	1-0	(16)Daryl Macon (16)Jaylen Barford	(8)Trey Thompson
11/12/17	5:00 pm	BUCKNELL	SEC Network	W 101-73	13404	2-0	(27)Jaylen Barford	(11)Trey Thompson
11/17/17	7:00 pm	FRESNO STATE	SEC Network +	W 83-75	15051	3-0	(25)Daniel Gafford	(8)Daniel Gafford
11/23/17	2:00 pm	&1 vs Oklahoma	ESPN2	W 92-83	11294	4-0	(27)Daryl Macon	(9)Dustin Thomas
11/24/17	12:30 pm	&2 vs #9 North Carolina	ESPN	68-87 L	6603	4-1	(21)Jaylen Barford	(6)Daniel Gafford
11/26/17	12:30 pm	&1 vs UCONN	ESPN	W 102-67	11571	5-1	(24)Jaylen Barford	(6)Darious Hall
12/02/17	6:35 pm	at Houston	CBS Sports Network	65-91 L	4186	5-2	(13)Anton Beard (13)Jaylen Barford	(6)Daniel Gafford (6)Dustin Thomas
12/05/17	7:00 pm	COLORADO STATE	SEC Network +	W 92-66	13634	6-2	(19)C.J. Jones (19)Jaylen Barford	(6)Daniel Gafford
12/09/17	5:46 pm	#14 MINNESOTA	SEC Network	W 95-79	17583	7-2	(22)Jaylen Barford	(7)Daniel Gafford
12/16/17	7:00 pm	^ vs Troy	--	W 88-63	16416	8-2	(25)Daryl Macon	(7)Jaylen Barford
12/19/17	7:00 pm	ORAL ROBERTS	SEC Network +	W 104-69	13945	9-2	(18)Jaylen Barford (4)Anton Beard	(4)Daniel Gafford
12/27/17	7:00 pm	CSU BAKERSFIELD	SEC Network	W 95-68	15829	10-2	(19)Jaylen Barford	(12)Daniel Gafford
12/30/17	12:00 pm	* #9 TENNESSEE	SEC Network	Wot 95-93	18696	11-2 (1-0)	(33)Daryl Macon	(8)Daniel Gafford
01/02/18	8:00 pm	* at Mississippi State	SEC Network	75-78 L	6324	11-3 (1-1)	(24)Daryl Macon	(7)Jaylen Barford
01/06/18	5:00 pm	* at Auburn	ESPNU	77-88 L	8950	11-4 (1-2)	(21)Jaylen Barford	(6)Darious Hall (6)Trey Thompson
01/10/18	8:05 pm	* LSU	SEC Network	54-75 L	15199	11-5 (1-3)	(17)Jaylen Barford	(6)Trey Thompson
01/13/18	5:05 pm	* MISSOURI	ESPN2	W 65-63	18297	12-5 (2-3)	(15)Daniel Gafford (6)Daniel Gafford	(6)Daryl Macon
01/17/18	7:00 pm	* at Florida	ESPN2	73-88 L	9929	12-6 (2-4)	(28)Jaylen Barford	(11)Daniel Gafford
01/20/18	2:30 pm	* OLE MISS	SEC Network	W 97-93	18030	13-6 (3-4)	(23)Jaylen Barford	(9)Daniel Gafford
01/23/18	6:30 pm	* at Georgia	SEC Network	Wo2 80-77	6405	14-6 (4-4)	(25)Daryl Macon	(4)Trey Thompson (4)Anton Beard
01/27/18	5:00 pm	! OKLAHOMA STATE	ESPN2	W 66-65	18057	15-6	(22)Daryl Macon	(10)Dustin Thomas
01/30/18	8:00 pm	* at Texas A&M	ESPN	66-80 L	8761	15-7 (4-5)	(20)Daryl Macon	(7)Darious Hall
02/03/18	2:30 pm	* at LSU	SEC Network	86-94 L	9272	15-8 (4-6)	(22)Daryl Macon	(4)Jaylen Barford (4)Darious Hall (4)Daniel Gafford
02/06/18	6:00 pm	* SOUTH CAROLINA	ESPN2	W 81-65	14956	16-8 (5-6)	(25)Daryl Macon (6)Trey Thompson	(6)Daniel Gafford
02/10/18	7:30 pm	* VANDERBILT	SEC Network	W 72-54	17083	17-8 (6-6)	(21)Daryl Macon	(9)Daniel Gafford
02/13/18	6:00 pm	* at Ole Miss	SEC Network	W 75-64	6023	18-8 (7-6)	(19)Daniel Gafford	(11)Darious Hall
02/17/18	3:05 pm	* #21 TEXAS A&M	ESPN	W 94-75	18097	19-8 (8-6)	(21)Jaylen Barford	(7)Darious Hall
02/20/18	8:05 pm	* KENTUCKY	ESPN	72-87 L	18083	19-9 (8-7)	(26)Daryl Macon	(10)Dustin Thomas
02/24/18	5:00 pm	* at Alabama	SEC Network	W 76-73	15383	20-9 (9-7)	(17)Daryl Macon	(7)Daniel Gafford (7)Trey Thompson
02/27/18	8:05 pm	* #14 AUBURN	SEC Network	W 91-82	15733	21-9 (10-7)	(21)Daniel Gafford	(10)Jaylen Barford (10)Daniel Gafford
03/03/18	5:05 pm	* at Missouri	ESPN2	67-77 L	15061	21-10 (10-8)	(16)Daniel Gafford	(5)Anton Beard (5)Jaylen Barford
03/08/18	8:37 pm	% vs South Carolina	SEC Network	W 69-64	11752	22-10	(17)Jaylen Barford	(4)Daryl Macon (4)Adrio Bailey (4)Daniel Gafford
03/09/18	8:42 pm	% vs #23 Florida	SEC Network	W 80-72	14596	23-10	(27)Jaylen Barford	(12)Daniel Gafford
03/10/18	2:30 pm	% vs #13 Tennessee	ESPN	66-84 L	18729	23-11	(19)Daryl Macon	(7)Darious Hall
03/16/18	3:20 pm	\$ vs 10th-seed Butler	TruTV	62-79 L	20163	23-12	(15)Jaylen Barford	(5)Daniel Gafford

Home Games in CAPS | \* - Conference game | & - PK80 Phil Knight Invitational - Victory Bracket (Portland, Ore. - 1 - played at Moda Center - 2 - played at Veterans Memorial Coliseum)  
 ^ - at Verizon Arena (North Little Rock, Ark.) | ! - Big 12/SEC Challenge | % - SEC Tournament (St. Louis, Mo. - Scottrade Center) | \$ - NCAA Tournament (Detroit, Mich. - Little Caesars Arena)

ATTENDANCE SUMMARY	GAMES	TOTALS	AVG/GAME
HOME	17	275084	16181
AWAY	10	90294	9029
NEUTRAL	8	111124	13890
TOTAL	35	476502	13614





## 2017-18 ARKANSAS OVERALL STATISTICS

RECORD:	OVERALL	HOME	AWAY	NEUTRAL
ALL GAMES	23-12	15-2	3-7	5-3
CONFERENCE	10-8	7-2	3-6	0-0
NON-CONFERENCE	13-4	8-0	0-1	5-3

##	Player	GP	GS	• TOTAL •			• 3-PTS •			• REBOUNDS •				PF	FO	A	TO	Blk	Stl	Pts	Avg					
				Min	Avg	FG	FGA	Pct	3FG	FGA	Pct	FT	FTA									Pct	Off	Def	Tot	Avg
00	Jaylen Barford	35	35	1094	31.3	224	477	.470	87	201	.433	93	129	.721	35	102	137	3.9	88	0	89	67	10	35	628	17.9
04	Daryl Macon	35	30	1082	30.9	174	389	.447	85	202	.421	154	176	.875	13	88	101	2.9	62	0	138	63	2	36	587	16.8
10	Daniel Gafford	35	26	790	22.6	164	271	.605	0	0	.000	85	161	.528	77	140	217	6.2	114	3	24	37	76	19	413	11.8
31	Anton Beard	35	35	1051	30.0	110	286	.385	38	116	.328	73	99	.737	20	70	90	2.6	89	1	105	45	2	32	331	9.5
23	C.J. Jones	35	0	519	14.8	80	189	.423	43	116	.371	19	24	.792	4	46	50	1.4	30	0	14	13	5	8	222	6.3
20	Darrious Hall	35	5	519	14.8	64	128	.500	13	32	.406	36	64	.563	32	78	110	3.1	72	1	16	39	8	18	177	5.1
13	Dustin Thomas	26	17	500	19.2	48	94	.511	1	2	.500	34	51	.667	31	76	107	4.1	69	1	26	29	3	20	131	5.0
02	Adrio Bailey	31	16	439	14.2	53	98	.541	0	0	.000	20	33	.606	29	50	79	2.5	59	1	17	18	23	15	126	4.1
01	Trey Thompson	35	9	629	18.0	50	98	.510	0	0	.000	17	28	.607	39	98	137	3.9	76	1	53	34	29	23	117	3.3
05	Arlando Cook	28	2	292	10.4	22	49	.449	0	0	.000	6	16	.375	13	36	49	1.8	19	0	11	10	2	8	50	1.8
15	Jonathan Holmes	11	0	18	1.6	6	15	.400	2	6	.333	1	2	.500	2	1	3	0.3	1	0	1	2	0	1	15	1.4
22	Gabe Osabuohien	20	0	136	6.8	10	25	.400	0	4	.000	2	10	.200	6	22	28	1.4	21	0	7	11	3	3	22	1.1
14	JT Plummer	7	0	6	0.9	0	0	.000	0	0	.000	0	0	.000	0	0	0	0.0	0	0	0	0	0	0	0	0.0
TM	TEAM.....														50	49	99	2.8	1		13				0	
	ARKANSAS.....	35				1005	2119	.474	269	679	.396	540	793	.681	351	856	1207	34.5	701	8	501	381	163	218	2819	80.5
	Opponents.....	35				872	2028	.430	301	844	.357	602	828	.727	397	866	1263	36.1	682	14	477	490	125	167	2647	75.6

SCORE BY PERIODS:	1st	2nd	OT	OT2	Total
Arkansas	1318	1462	28	11	2819
Opponents	1223	1390	26	8	2647

DEADBALL REBOUNDS:	OFF	DEF	TOTAL
Arkansas	125	24	149
Opponents	105	25	130

## 2017-18 ARKANSAS SEC ONLY STATISTICS

RECORD:	OVERALL	HOME	AWAY	NEUTRAL
SEC GAMES	10-8	7-2	3-6	0-0

##	Player	GP	GS	• TOTAL •			• 3-PTS •			• REBOUNDS •				PF	FO	A	TO	Blk	Stl	Pts	Avg					
				Min	Avg	FG	FGA	Pct	3FG	FGA	Pct	FT	FTA									Pct	Off	Def	Tot	Avg
00	Jaylen Barford	18	18	588	32.7	117	261	.448	48	113	.425	44	59	.746	20	53	73	4.1	53	0	41	38	2	18	326	18.1
04	Daryl Macon	18	14	574	31.9	98	210	.467	46	107	.430	83	96	.865	8	51	59	3.3	37	0	73	38	0	15	325	18.1
10	Daniel Gafford	18	17	438	24.3	92	156	.590	0	0	.000	44	88	.500	46	66	112	6.2	57	0	11	21	44	10	228	12.7
31	Anton Beard	18	18	537	29.8	52	131	.397	20	55	.364	24	36	.667	7	35	42	2.3	47	1	48	24	0	14	148	8.2
20	Darrious Hall	18	4	294	16.3	30	60	.500	6	15	.400	20	37	.541	17	46	63	3.5	32	1	10	16	3	7	86	4.8
23	C.J. Jones	18	0	231	12.8	31	82	.378	13	44	.295	6	9	.667	3	17	20	1.1	14	0	5	7	1	3	81	4.5
13	Dustin Thomas	16	12	304	19.0	28	54	.519	1	1	1.000	14	25	.560	16	42	58	3.6	45	1	16	18	2	11	71	4.4
01	Trey Thompson	18	1	320	17.8	25	50	.500	0	0	.000	11	13	.846	17	53	70	3.9	43	1	25	17	17	11	61	3.4
02	Adrio Bailey	14	4	154	11.0	13	27	.481	0	0	.000	5	11	.455	11	15	26	1.9	25	1	4	6	5	5	31	2.2
22	Gabe Osabuohien	8	0	72	9.0	5	11	.455	0	1	.000	2	5	.400	2	12	14	1.8	12	0	4	8	2	2	12	1.5
05	Arlando Cook	18	2	161	8.9	11	27	.407	0	0	.000	3	9	.333	5	21	26	1.4	11	0	5	8	2	4	25	1.4
15	Jonathan Holmes	4	0	2	0.5	1	2	.500	0	0	.000	0	0	.000	1	0	1	0.3	0	0	0	1	0	0	2	0.5
14	JT Plummer	1	0	0	0.0	0	0	.000	0	0	.000	0	0	.000	0	0	0	0.0	0	0	0	0	0	0	0	0.0
TM	TEAM.....														30	27	57	3.2	1		8				0	
	RAZORBACKS.....	18				503	1071	.470	134	336	.399	256	388	.660	183	438	621	34.5	377	5	242	210	78	100	1396	77.6
	Opponents.....	18				447	1032	.433	156	431	.362	356	475	.749	207	449	656	36.4	334	10	254	227	76	88	1406	78.1

SCORE BY PERIODS:	1st	2nd	OT	OT2	Total
Arkansas	632	725	28	11	1396
Opponents	650	722	26	8	1406



## ARKANSAS GAME-BY-GAME STATISTICS

Opponent	Date	Score	W/L	• TOTAL •			• 3-PTRS •			• REBOUNDS •				PF	A	TO	Blk	Stl	Pts	Avg			
				FG	FGA	Pct	3FG	FGA	Pct	FT	FTA	Pct	Off								Def	Tot	Avg
SAMFORD	11/10/17	95-56	W	36	63	.571	9	22	.409	14	22	.636	7	28	35	35.0	18	28	11	6	7	95	95.0
BUCKNELL	11/12/17	101-73	W	38	71	.535	6	15	.400	19	25	.760	16	25	41	38.0	21	12	13	5	10	101	98.0
FRESNO STATE	11/17/17	83-75	W	27	56	.482	4	14	.286	25	38	.658	9	24	33	36.3	21	15	11	6	5	83	93.0
vs Oklahoma	11/23/17	92-83	W	28	65	.431	9	18	.500	27	33	.818	10	31	41	37.5	19	14	16	4	8	92	92.8
vs North Carolina	11/24/17	68-87	L	27	72	.375	9	27	.333	5	8	.625	9	21	30	36.0	19	10	9	9	8	68	87.8
vs UCONN	11/26/17	102-67	W	33	55	.600	11	19	.579	25	33	.758	8	34	42	37.0	17	16	14	1	5	102	90.2
at Houston	12/02/17	65-91	L	19	55	.345	6	19	.316	21	30	.700	8	21	29	35.9	19	7	13	1	4	65	86.6
COLORADO STATE	12/05/17	92-66	W	35	67	.522	9	24	.375	13	18	.722	7	24	31	35.2	22	22	5	3	6	92	87.2
MINNESOTA	12/09/17	95-79	W	39	68	.574	10	23	.435	7	13	.538	8	25	33	35.0	27	23	9	9	5	95	88.1
vs Troy	12/16/17	88-63	W	34	64	.531	8	23	.348	12	19	.632	8	34	42	35.7	20	19	6	8	7	88	88.1
ORAL ROBERTS	12/19/17	104-69	W	41	69	.594	14	25	.560	8	15	.533	9	16	25	34.7	12	27	9	7	14	104	89.5
CSU BAKERSFIELD	12/27/17	95-68	W	32	68	.471	10	27	.370	21	31	.677	17	30	47	35.8	24	15	9	3	10	95	90.0
TENNESSEE	12/30/17	95-93	Wot	33	61	.541	8	20	.400	21	33	.636	6	28	34	35.6	20	9	12	7	4	95	90.4
at Mississippi State	01/02/18	75-78	L	32	62	.516	6	15	.400	5	12	.417	12	27	39	35.9	26	17	13	3	3	75	89.3
at Auburn	01/06/18	77-88	L	30	62	.484	4	19	.211	13	19	.684	9	26	35	35.8	17	13	11	4	6	77	88.5
LSU	01/10/18	54-75	L	19	57	.333	4	18	.222	12	20	.600	11	22	33	35.6	20	10	11	5	3	54	86.3
MISSOURI	01/13/18	65-63	W	23	50	.460	5	13	.385	14	25	.560	11	21	32	35.4	20	13	13	1	7	65	85.1
at Florida	01/17/18	73-88	L	29	66	.439	9	19	.474	6	15	.400	14	22	36	35.4	19	10	8	2	3	73	84.4
OLE MISS	01/20/18	97-93	W	29	53	.547	11	22	.500	28	35	.800	8	21	29	35.1	21	18	14	4	9	97	85.1
at Georgia	01/23/18	80-77	Wot	29	60	.483	11	23	.478	11	14	.786	9	19	28	34.8	22	10	15	2	8	80	84.8
OKLAHOMA STATE	01/27/18	66-65	W	24	61	.393	8	22	.364	10	18	.556	14	20	34	34.7	19	14	9	7	9	66	83.9
at Texas A&M	01/30/18	66-80	L	25	61	.410	8	22	.364	8	13	.615	8	22	30	34.5	22	13	13	7	7	66	83.1
at LSU	02/03/18	86-94	L	33	60	.550	3	8	.375	17	24	.708	12	18	30	34.3	19	12	11	2	8	86	83.2
SOUTH CAROLINA	02/06/18	81-65	W	25	53	.472	8	20	.400	23	29	.793	7	22	29	34.1	17	11	13	7	8	81	83.1
VANDERBILT	02/10/18	72-54	W	27	58	.466	9	17	.529	9	16	.563	8	35	43	34.4	22	13	15	9	6	72	82.7
at Ole Miss	02/13/18	75-64	W	26	62	.419	7	23	.304	16	27	.593	13	36	49	35.0	22	15	8	0	4	75	82.4
TEXAS A&M	02/17/18	94-75	W	35	71	.493	10	23	.435	14	22	.636	19	26	45	35.4	25	17	9	3	5	94	82.8
KENTUCKY	02/20/18	72-87	L	25	63	.397	9	26	.346	13	18	.722	11	18	29	35.1	19	14	9	7	3	72	82.4
at Alabama	02/24/18	76-73	W	27	57	.474	7	14	.500	15	21	.714	13	23	36	35.2	20	13	16	2	7	76	82.2
AUBURN	02/27/18	91-82	W	31	59	.525	10	19	.526	19	30	.633	6	33	39	35.3	20	19	11	8	5	91	82.5
at Missouri	03/03/18	67-77	L	25	56	.446	5	15	.333	12	15	.800	6	19	25	35.0	26	15	8	5	4	67	82.0
vs South Carolina	03/08/18	69-64	W	21	49	.429	4	13	.308	23	26	.885	6	23	29	34.8	18	12	14	7	10	69	81.6
vs Florida	03/09/18	80-72	W	28	60	.467	8	19	.421	16	24	.667	14	29	43	35.0	16	8	6	1	1	80	81.5
vs Tennessee	03/10/18	66-84	L	20	49	.408	6	15	.400	20	29	.690	13	13	26	34.8	18	8	10	2	3	66	81.1
vs Butler	03/16/18	62-79	L	20	56	.357	4	18	.222	18	23	.783	5	20	25	34.5	14	9	7	6	6	62	80.5
Arkansas		2819		1005	2119	.474	269	679	.396	540	793	.681	351	856	1207	34.5	701	501	381	163	218	2819	80.5
Opponents		2647		872	2028	.430	301	844	.357	602	828	.727	397	866	1263	36.1	682	477	490	125	167	2647	75.6

Games played: 35  
 Points/game: 80.5  
 FG Pct: 47.4  
 3FG Pct: 39.6  
 FT Pct: 68.1

Rebounds/game: 34.5  
 Assists/game: 14.3  
 Turnovers/game: 10.9  
 Assist/turnover ratio: 1.3  
 Steals/game: 6.2  
 Blocks/game: 4.7





## OPPONENT GAME-BY-GAME STATISTICS

Opponent	Date	Score	W/L	• TOTAL •			• 3-PTRS •			• FT •			• REBOUNDS •										
				FG	FGA	Pct	3FG	FGA	Pct	FT	FTA	Pct	Off	Def	Tot	Avg	PF	A	TO	Bk	Stl	Pts	Avg
SAMFORD	11/10/17	95-56	W	20	61	.328	8	29	.276	8	15	.533	15	17	32	32.0	20	12	19	1	6	56	56.0
BUCKNELL	11/12/17	101-73	W	26	58	.448	11	27	.407	10	18	.556	10	15	25	28.5	21	15	18	3	3	73	64.5
FRESNO STATE	11/17/17	83-75	W	28	61	.459	6	16	.375	13	22	.591	12	28	40	32.3	29	11	16	2	5	75	68.0
vs Oklahoma	11/23/17	92-83	W	30	65	.462	8	29	.276	15	20	.750	6	29	35	33.0	24	15	19	4	9	83	71.8
vs North Carolina	11/24/17	68-87	L	31	63	.492	8	16	.500	17	21	.810	11	35	46	35.6	13	16	14	7	2	87	74.8
vs UCONN	11/26/17	102-67	W	23	61	.377	7	26	.269	14	22	.636	8	18	26	34.0	26	9	14	1	8	67	73.5
at Houston	12/02/17	65-91	L	29	56	.518	10	21	.476	23	28	.821	8	30	38	34.6	26	19	12	4	8	91	76.0
COLORADO STATE	12/05/17	92-66	W	19	52	.365	9	25	.360	19	28	.679	13	25	38	35.0	18	8	19	1	3	66	74.8
MINNESOTA	12/09/17	95-79	W	25	61	.410	5	19	.263	24	37	.649	14	25	39	35.4	19	10	10	2	3	79	75.2
vs Troy	12/16/17	88-63	W	18	59	.305	8	29	.276	19	25	.760	9	26	35	35.4	14	9	10	4	4	63	74.0
ORAL ROBERTS	12/19/17	104-69	W	29	55	.527	8	23	.348	3	7	.429	11	23	34	35.3	14	18	27	2	4	69	73.5
CSU BAKERSFIELD	12/27/17	95-68	W	22	64	.344	7	29	.241	17	25	.680	14	22	36	35.3	22	13	17	4	5	68	73.1
TENNESSEE	12/30/17	95-93	Wot	32	71	.451	11	25	.440	18	26	.692	11	30	41	35.8	27	17	14	3	5	93	74.6
at Mississippi State	01/02/18	75-78	L	25	59	.424	4	21	.190	24	40	.600	17	22	39	36.0	11	9	7	8	8	78	74.9
at Auburn	01/06/18	77-88	L	30	58	.517	11	20	.550	17	22	.773	5	25	30	35.6	16	15	9	3	7	88	75.7
LSU	01/10/18	54-75	L	29	55	.527	4	18	.222	13	19	.684	7	31	38	35.8	17	18	9	3	2	75	75.7
MISSOURI	01/13/18	65-63	W	21	50	.420	11	29	.379	10	14	.714	10	22	32	35.5	22	13	16	1	5	63	74.9
at Florida	01/17/18	73-88	L	28	58	.483	13	25	.520	19	22	.864	10	30	40	35.8	16	14	9	6	4	88	75.7
OLE MISS	01/20/18	97-93	W	29	60	.483	11	29	.379	24	29	.828	12	18	30	35.5	24	17	13	3	7	93	76.6
at Georgia	01/23/18	80-77	Wot	24	55	.436	9	22	.409	20	26	.769	13	25	38	35.6	15	17	17	7	3	77	76.6
OKLAHOMA STATE	01/27/18	66-65	W	20	52	.385	7	24	.292	18	23	.783	13	26	39	35.8	16	11	16	2	2	65	76.0
at Texas A&M	01/30/18	66-80	L	28	59	.475	10	26	.385	14	25	.560	16	29	45	36.2	13	19	16	4	3	80	76.2
at LSU	02/03/18	86-94	L	29	55	.527	15	30	.500	21	23	.913	8	17	25	35.7	19	17	12	7	2	94	77.0
SOUTH CAROLINA	02/06/18	81-65	W	21	51	.412	6	18	.333	17	20	.850	10	23	33	35.6	23	17	18	2	5	65	76.5
VANDERBILT	02/10/18	72-54	W	14	56	.250	3	26	.115	23	29	.793	10	27	37	35.6	17	4	12	4	5	54	75.6
at Ole Miss	02/13/18	75-64	W	18	62	.290	8	25	.320	20	31	.645	15	32	47	36.1	21	11	10	1	5	64	75.2
TEXAS A&M	02/17/18	94-75	W	24	55	.436	4	17	.235	23	35	.657	13	20	33	36.0	17	13	13	7	6	75	75.1
KENTUCKY	02/20/18	72-87	L	31	67	.463	8	21	.381	17	20	.850	18	28	46	36.3	19	16	11	4	7	87	75.6
at Alabama	02/24/18	76-73	W	22	49	.449	11	27	.407	18	27	.667	9	19	28	36.0	15	14	18	9	9	73	75.5
AUBURN	02/27/18	91-82	W	22	64	.344	7	28	.250	31	34	.912	12	25	37	36.1	25	11	11	0	2	82	75.7
at Missouri	03/03/18	67-77	L	20	48	.417	10	24	.417	27	33	.818	11	26	37	36.1	17	12	12	4	3	77	75.7
vs South Carolina	03/08/18	69-64	W	23	60	.383	8	25	.320	10	16	.625	18	24	42	36.3	22	13	19	1	2	64	75.4
vs Florida	03/09/18	80-72	W	25	60	.417	13	32	.406	9	14	.643	8	20	28	36.0	21	13	9	5	4	72	75.3
vs Tennessee	03/10/18	66-84	L	28	49	.571	11	17	.647	17	20	.850	9	20	29	35.8	23	16	10	6	6	84	75.5
vs Butler	03/16/18	62-79	L	29	59	.492	11	26	.423	10	12	.833	11	34	45	36.1	20	15	14	0	5	79	75.6
Opponents		2647		872	2028	.430	301	844	.357	602	828	.727	397	866	1263	36.1	682	477	490	125	167	2647	75.6
Arkansas		2819		1005	2119	.474	269	679	.396	540	793	.681	351	856	1207	34.5	701	501	381	163	218	2819	80.5



Games played: 35  
 Points/game: 75.6  
 FG Pct: 43.0  
 3FG Pct: 35.7  
 FT Pct: 72.7

Rebounds/game: 36.1  
 Assists/game: 13.6  
 Turnovers/game: 14.0  
 Assist/turnover ratio: 1.0  
 Steals/game: 4.8  
 Blocks/game: 3.6



# POINTS - REBOUNDS - ASSISTS

Opponent	Date	Score	WL	#00 BARFORD	#01 THOMPSON	#02 BAILEY	#04 MACON	#05 COOK	#10 GAFFORD	#13 THOMAS	#14 PLUMMER	#15 HOLMES	#20 HALL	#22 OSABUOHIEI	#23 JONES	#31 BEARD
SAMFORD	11/10/17	95-56	W	16-4-6	8-8-3	15-6-1	16-3-8	DNP	10-4-2	DNP	0-0-0	1-1-1	3-3-0	2-0-0	10-3-1	14-2-6
BUCKNELL	11/12/17	101-73	W	27-5-2	2-11-2	7-4-2	21-2-4	DNP	15-3-0	DNP	0-0-0	3-0-0	6-4-0	2-2-0	7-5-1	11-2-1
FRESNO STATE	11/17/17	83-75	W	18-7-5	3-1-0	5-5-3	11-2-1	DNP	25-8-1	DNP	DNP	DNP	0-3-1	0-1-0	6-2-1	15-3-3
vs Oklahoma	11/23/17	92-83	W	19-2-2	2-4-5	9-7-1	27-5-1	DNP	13-8-2	5-9-0	DNP	DNP	1-1-0	DNP	2-1-0	14-3-3
vs North Carolina	11/24/17	68-87	L	21-3-2	4-2-2	4-4-0	7-1-2	DNP	5-6-0	2-4-0	DNP	DNP	3-1-0	DNP	12-2-0	10-3-4
vs UConn	11/26/17	102-67	W	24-4-3	1-3-5	8-4-0	16-3-2	DNP	9-5-0	7-4-0	0-0-0	2-1-0	7-6-0	0-3-1	19-1-1	9-4-4
at HOUSTON	12/02/17	65-91	L	13-3-2	0-2-0	4-1-0	10-0-1	DNP	5-6-1	9-6-0	DNP	DNP	0-1-0	DNP	11-3-0	13-2-3
COLORADO STATE	12/05/17	92-66	W	19-5-3	2-2-3	0-0-1	9-0-7	0-4-2	14-6-0	6-2-2	0-0-0	2-0-0	8-3-0	4-3-0	19-1-2	9-3-2
MINNESOTA	12/09/17	95-79	W	22-4-4	2-6-2	6-2-0	12-2-8	4-2-0	16-7-1	6-2-2	DNP	DNP	2-2-0	DNP	15-1-0	10-3-6
vs TROY	12/16/17	88-63	W	7-7-5	8-3-1	10-6-2	25-3-5	0-3-1	10-6-1	2-5-0	DNP	3-0-0	4-2-0	2-2-1	6-2-1	11-2-2
ORAL ROBERTS	12/19/17	104-69	W	18-3-4	2-3-1	6-1-2	14-3-3	6-1-1	12-4-4	4-1-3	0-0-0	2-0-0	11-3-3	0-0-0	15-2-2	14-4-4
CSU BAKERSFIELD	12/27/17	95-68	W	19-2-3	5-6-1	4-3-0	16-3-8	2-2-0	6-12-0	10-6-0	0-0-0	0-0-0	14-3-1	0-0-1	4-2-0	15-3-1
TENNESSEE	12/30/17	95-93	WOT	28-5-4	2-1-0	0-0-0	33-3-3	1-2-0	15-8-0	4-7-1	DNP	DNP	0-0-0	DNP	2-3-0	10-4-1
at Mississippi State	01/02/18	75-78	L	11-7-5	0-4-1	10-6-0	24-5-2	2-0-0	17-5-2	0-5-4	DNP	DNP	2-3-0	DNP	0-1-0	9-1-3
at Auburn	01/06/18	77-88	L	21-3-3	8-6-2	2-3-1	10-2-2	4-5-1	8-4-0	4-2-1	DNP	DNP	7-6-0	DNP	2-1-2	11-1-1
LSU	01/10/18	54-75	L	17-3-1	8-6-0	1-1-0	9-4-4	0-4-1	8-5-2	0-1-0	DNP	DNP	5-5-1	DNP	4-0-0	2-0-1
MISSOURI	01/13/18	65-63	W	13-4-0	3-2-2	0-1-0	8-6-8	0-1-1	15-6-0	5-3-0	DNP	DNP	10-5-1	DNP	0-0-0	11-2-1
at Florida	01/17/18	73-88	L	28-4-0	2-1-0	0-1-0	13-6-5	0-0-0	14-11-0	4-4-2	DNP	DNP	4-2-0	DNP	6-0-0	2-1-3
OLE MISS	01/20/18	97-93	W	23-5-4	2-4-0	2-0-2	20-0-6	6-3-1	15-9-0	DNP	DNP	DNP	11-3-0	DNP	11-2-0	7-2-5
at Georgia	01/23/18	80-77	WOT	24-2-2	3-4-2	0-2-0	25-3-1	0-3-0	0-3-1	8-1-0	DNP	DNP	7-3-0	DNP	5-1-0	8-4-4
OKLAHOMA STATE	01/27/18	66-65	W	6-0-3	7-6-0	0-1-0	22-2-2	4-3-0	6-4-0	9-10-3	DNP	DNP	2-2-0	DNP	6-0-0	4-4-6
at Texas A&M	01/30/18	66-80	L	19-5-4	0-2-2	DNP	20-4-4	0-1-0	5-4-0	2-3-0	DNP	DNP	13-7-1	0-0-0	0-0-0	7-3-2
at LSU	02/03/18	86-94	L	15-4-2	11-4-1	5-3-0	22-2-5	4-0-0	10-4-0	6-3-0	DNP	DNP	2-4-0	DNP	0-0-1	11-4-3
SOUTH CAROLINA	02/06/18	81-65	W	24-1-1	6-6-1	0-2-0	25-1-4	0-0-0	11-6-0	DNP	DNP	0-0-0	3-2-0	0-4-2	7-4-1	5-0-2
VANDERBILT	02/10/18	72-54	W	16-2-1	2-5-2	DNP	21-4-4	0-1-0	16-9-0	3-7-2	DNP	2-1-0	0-2-1	1-2-0	4-1-0	7-4-3
at Ole Miss	02/13/18	75-64	W	13-5-1	0-5-3	DNP	4-4-6	1-2-0	19-6-0	6-4-1	DNP	DNP	14-11-3	3-3-0	2-1-0	13-3-1
TEXAS A&M	02/17/18	94-75	W	21-5-5	2-6-0	0-0-0	20-3-3	0-1-0	18-6-2	7-3-0	DNP	0-0-0	2-7-1	6-3-1	13-2-0	5-1-5
KENTUCKY	02/20/18	72-87	L	12-1-1	4-4-2	DNP	26-1-1	0-0-0	9-5-1	6-10-1	DNP	DNP	0-1-1	2-2-1	0-0-1	13-2-5
at Alabama	02/24/18	76-73	W	10-2-0	0-7-5	7-5-1	17-5-3	0-0-0	11-7-1	11-2-1	DNP	DNP	2-0-1	0-0-0	13-0-0	5-1-1
AUBURN	02/27/18	91-82	W	20-10-3	2-1-2	2-1-0	16-3-6	7-3-0	21-10-2	2-2-1	0-0-0	0-0-0	2-2-0	0-0-0	8-2-0	11-4-5
at Missouri	03/03/18	67-77	L	11-5-4	6-2-0	2-1-0	12-3-6	0-0-1	16-4-0	3-1-2	DNP	DNP	2-0-0	DNP	4-2-0	11-5-2
vs South Carolina	03/08/18	69-64	W	17-2-0	4-1-2	9-4-0	12-4-4	0-2-0	8-4-0	DNP	DNP	DNP	9-0-1	0-2-0	3-3-0	7-4-5
vs Florida	03/09/18	80-72	W	27-10-1	2-1-0	2-2-0	13-4-3	4-4-0	16-12-1	DNP	DNP	DNP	6-2-0	0-1-0	0-1-0	10-3-3
vs Tennessee	03/10/18	66-84	L	14-1-1	0-4-0	0-1-0	19-2-2	1-0-1	8-5-0	DNP	DNP	DNP	11-7-0	0-0-0	2-0-0	11-3-4
vs Butler	03/16/18	62-79	L	15-2-2	4-4-1	6-2-1	12-3-4	4-2-1	7-5-0	DNP	DNP	DNP	4-4-0	0-0-0	4-1-0	6-0-0

# STARTING LINEUPS/RECORD BY STARTERS

Date	Opponent	GUARD	GUARD	GUARD	FORWARD	FORWARD	Outcome
Nov. 10	Samford	Barford	Macon	Beard	Bailey	Thompson	W, 95-56
Nov. 12	Bucknell	Barford	Macon	Beard	Bailey	Thompson	W, 101-73
Nov. 17	Fresno State	Barford	Macon	Beard	Bailey	Thompson	W, 83-75
Nov. 23	vs. Oklahoma	Barford	Macon	Beard	Bailey	Thompson	W, 92-83
Nov. 24	vs. North Carolina	Barford	Macon	Beard	Bailey	Thompson	L, 87-68
Nov. 26	vs. UConn	Barford	Macon	Beard	Bailey	Thompson	W, 102-67
Dec. 2	at Houston	Barford	Macon	Beard	Bailey	Thompson	L, 91-65
Dec. 5	Colorado State	Barford	Macon	Beard	Thomas	Thompson	W, 92-66
Dec. 9	Minnesota	Barford	Macon	Beard	Thomas	Gafford	W, 95-79
Dec. 16	vs. Troy	Barford	Macon	Beard	Thomas	Gafford	W, 88-63
Dec. 19	Oral Roberts	Barford	Macon	Beard	Thomas	Gafford	W, 104-69
Dec. 27	CSU Bakersfield	Barford	Macon	Beard	Thomas	Gafford	W, 95-68
Dec. 30	Tennessee	Barford	Macon	Beard	Thomas	Gafford	W, 95-93 (OT)
Jan. 2	at Mississippi State	Barford	Macon	Beard	Thomas	Gafford	L, 78-75
Jan. 6	at Auburn	Barford	Macon	Beard	Thomas	Gafford	L, 88-77
Jan. 10	LSU	Barford	Macon	Beard	Bailey	Gafford	L, 75-54
Jan. 13	Missouri	Barford	Hall	Beard	Thomas	Gafford	W, 65-63
Jan. 17	at Florida	Barford	Macon	Beard	Thomas	Gafford	L, 88-73
Jan. 20	Ole Miss	Barford	Hall	Beard	Bailey	Gafford	W, 97-93
Jan. 23	at Georgia	Barford	Hall	Beard	Bailey	Gafford	W, 80-77
Jan. 27	Oklahoma State	Barford	Hall	Beard	Bailey	Gafford	W, 66-65
Jan. 30	at Texas A&M	Barford	Hall	Beard	Cook	Gafford	L, 80-66
Feb. 3	at LSU	Barford	Macon	Beard	Thomas	Gafford	L, 94-86

Date	Opponent	GUARD	GUARD	GUARD	FORWARD	FORWARD	Outcome
Feb. 6	South Carolina	Barford	Macon	Beard	Bailey	Gafford	W, 81-65
Feb. 10	Vanderbilt	Barford	Macon	Beard	Cook	Gafford	W, 72-54
Feb. 13	at Ole Miss	Barford	Macon	Beard	Thomas	Gafford	W, 75-64
Feb. 17	Texas A&M	Barford	Macon	Beard	Thomas	Gafford	W, 94-75
Feb. 20	Kentucky	Barford	Macon	Beard	Thomas	Gafford	L, 87-72
Feb. 24	at Alabama	Barford	Macon	Beard	Thomas	Gafford	W, 76-73
Feb. 27	Auburn	Barford	Macon	Beard	Thomas	Thompson	W, 91-82
March 3	at Missouri	Barford	Macon	Beard	Thomas	Gafford	L, 77-67
March 8	vs. South Carolina	Barford	Macon	Beard	Bailey	Gafford	W, 69-64
March 9	vs. Florida	Barford	Macon	Beard	Bailey	Gafford	W, 80-72
March 10	vs. Tennessee	Barford	Macon	Beard	Bailey	Gafford	L, 84-66
March 16	vs. Butler	Barford	Macon	Beard	Bailey	Gafford	L, 79-62

**RECORD BY LINEUP:**

Barford	Macon	Beard	Bailey	Thompson	5-2
Barford	Macon	Beard	Thomas	Thompson	2-0
Barford	Macon	Beard	Thomas	Gafford	8-5
Barford	Macon	Beard	Bailey	Gafford	3-3
Barford	Hall	Beard	Thomas	Gafford	1-1
Barford	Hall	Beard	Bailey	Gafford	3-0
Barford	Hall	Beard	Cook	Gafford	0-1
Barford	Macon	Beard	Cook	Gafford	1-0





## ARKANSAS >> GAME HIGHS

POINTS	104	ORAL ROBERTS (12/19/17)
	102	vs UCONN (11/26/17)
	101	BUCKNELL (11/12/17)
FIELD GOALS MADE	41	ORAL ROBERTS (12/19/17)
	39	MINNESOTA (12/09/17)
FIELD GOAL ATTEMPTS	72	vs North Carolina (11/24/17)
	71	TEXAS A&M (02/17/18)
	71	BUCKNELL (11/12/17)
FIELD GOAL PERCENTAGE	.600 (33-55)	vs UCONN (11/26/17)
	.594 (41-69)	ORAL ROBERTS (12/19/17)
3 PT FIELD GOALS MADE	14	ORAL ROBERTS (12/19/17)
	11	THREE TIMES
3 PT FG ATTEMPTS	27	CSU BAKERSFIELD (12/27/17)
	27	vs North Carolina (11/24/17)
3 PT FG PERCENTAGE	.579 (11-19)	vs UCONN (11/26/17)
	.560 (14-25)	ORAL ROBERTS (12/19/17)
FREE THROWS MADE	28	OLE MISS (01/20/18)
	27	vs Oklahoma (11/23/17)
FREE THROW ATTEMPTS	38	FRESNO STATE (11/17/17)
	35	OLE MISS (01/20/18)
FREE THROW PERCENTAGE	.885 (23-26)	vs South Carolina (03/08/18)
	.818 (27-33)	vs Oklahoma (11/23/17)
REBOUNDS	49	at Ole Miss (02/13/18)
	47	CSU BAKERSFIELD (12/27/17)
ASSISTS	28	SAMFORD (11/10/17)
	27	ORAL ROBERTS (12/19/17)
STEALS	14	ORAL ROBERTS (12/19/17)
	10	THREE TIMES
BLOCKED SHOTS	9	VANDERBILT (02/10/18)
	9	MINNESOTA (12/09/17)
	9	vs North Carolina (11/24/17)
TURNOVERS	16	at Alabama (02/24/18)
	16	vs Oklahoma (11/23/17)
FOULS	27	MINNESOTA (12/09/17)
	26	at Missouri (03/03/18)

## ARKANSAS >> GAME LOWS

POINTS	54	LSU (01/10/18)
	62	vs Butler (03/16/18)
	65	at Houston (12/02/17)
	65	MISSOURI (01/13/18)
FIELD GOALS MADE	19	at Houston (12/02/17)
	19	LSU (01/10/18)
FIELD GOAL ATTEMPTS	49	vs South Carolina (03/08/18)
	49	vs Tennessee (03/10/18)
FIELD GOAL PERCENTAGE	.333 (19-57)	LSU (01/10/18)
	.345 (19-55)	at Houston (12/02/17)
3 PT FIELD GOALS MADE	3	at LSU (02/03/18)
	4	FIVE TIMES
3 PT FG ATTEMPTS	8	at LSU (02/03/18)
	13	MISSOURI (01/13/18)
	13	vs South Carolina (03/08/18)
3 PT FG PERCENTAGE	.211 (4-19)	at Auburn (01/06/18)
	.222 (4-18)	LSU (01/10/18)
	.222 (4-18)	vs Butler (03/16/18)
FREE THROWS MADE	5	vs North Carolina (11/24/17)
	5	at Mississippi State (01/02/18)
FREE THROW ATTEMPTS	8	vs North Carolina (11/24/17)
	12	at Mississippi State (01/02/18)
FREE THROW PERCENTAGE	.400 (6-15)	at Florida (01/17/18)
	.417 (5-12)	at Mississippi State (01/02/18)
REBOUNDS	25	ORAL ROBERTS (12/19/17)
	25	at Missouri (03/03/18)
	25	vs Butler (03/16/18)
ASSISTS	7	at Houston (12/02/17)
	8	vs Florida (03/09/18)
	8	vs Tennessee (03/10/18)
STEALS	1	vs Florida (03/09/18)
	3	FIVE TIMES
BLOCKED SHOTS	0	at Ole Miss (02/13/18)
TURNOVERS	5	COLORADO STATE (12/05/17)
	6	vs Troy (12/16/17)
	6	vs Florida (03/09/18)
FOULS	12	ORAL ROBERTS (12/19/17)
	14	vs Butler (03/16/18)

## INDIVIDUAL >> GAME HIGHS

Points	33	Daryl Macon vs Tennessee (12/30/17)
	28	Jaylen Barford at Florida (01/17/18)
	28	Jaylen Barford vs Tennessee (12/30/17)
	27	Jaylen Barford vs Florida (03/09/18)
	27	Daryl Macon vs Oklahoma (11/23/17)
	27	Jaylen Barford vs Bucknell (11/12/17)
Field Goals Made	10	Daniel Gafford vs Auburn (02/27/18)
	10	Jaylen Barford at Georgia (01/23/18)
	10	Jaylen Barford at Florida (01/17/18)
	10	Daryl Macon vs Tennessee (12/30/17)
	10	Jaylen Barford vs Tennessee (12/30/17)
	10	Jaylen Barford vs Bucknell (11/12/17)
Field Goal Att.	20	Jaylen Barford at Georgia (01/23/18)
	19	Jaylen Barford vs Oklahoma (11/23/17)
FG Pct (min 5 made)	1.000 (8-8)	Daniel Gafford vs Minnesota (12/09/17)
	1.000 (6-6)	Darious Hall at Texas A&M (01/30/18)
3-Point FG Made	6	Daryl Macon vs Oklahoma (11/23/17)
	5	Jaylen Barford vs South Carolina (02/06/18)
	5	Daryl Macon at Georgia (01/23/18)
	5	Jaylen Barford at Florida (01/17/18)
	5	Daryl Macon at Mississippi State (01/02/18)
	5	Daryl Macon vs Tennessee (12/30/17)
	5	C.J. Jones vs Oral Roberts (12/19/17)
	5	Daryl Macon vs Troy (12/16/17)
	5	C.J. Jones vs Minnesota (12/09/17)
3-Point FG Att.	10	Jaylen Barford vs Texas A&M (02/17/18)
	10	Daryl Macon at Georgia (01/23/18)
	10	C.J. Jones vs North Carolina (11/24/17)
3-Pt FG Pct (min 3 made)	1.000 (4-4)	Daryl Macon vs Auburn (02/27/18)
	1.000 (3-3)	C.J. Jones at Alabama (02/24/18)
Free Throws Made	12	Daryl Macon vs South Carolina (02/06/18)
	11	Daryl Macon vs Ole Miss (01/20/18)
Free Throw Att.	13	Daryl Macon vs South Carolina (02/06/18)
	12	Daryl Macon vs Ole Miss (01/20/18)
FT Pct (min 6 made)	1.000 (8-8)	Daryl Macon vs South Carolina (03/08/18)
	1.000 (8-8)	Darious Hall vs Ole Miss (01/20/18)
	1.000 (8-8)	Daryl Macon vs Tennessee (12/30/17)
	1.000 (7-7)	Daryl Macon vs Tennessee (03/10/18)
	1.000 (7-7)	Daryl Macon vs Oklahoma (11/23/17)
	1.000 (6-6)	Daryl Macon at Missouri (03/03/18)
	1.000 (6-6)	Daryl Macon at LSU (02/03/18)
	1.000 (6-6)	Daryl Macon at Georgia (01/23/18)
	1.000 (6-6)	C.J. Jones vs UCONN (11/26/17)
	1.000 (6-6)	Anton Beard vs Oklahoma (11/23/17)
Rebounds	12	Daniel Gafford vs Florida (03/09/18)
	12	Daniel Gafford vs CSU Bakersfield (12/27/17)
Assists	8	Daryl Macon vs Missouri (01/13/18)
	8	Daryl Macon vs CSU Bakersfield (12/27/17)
	8	Daryl Macon vs Minnesota (12/09/17)
	8	Daryl Macon vs Samford (11/10/17)
Steals	5	Jaylen Barford vs Oral Roberts (12/19/17)
	3	12 TIMES
Blocked Shots	7	Daniel Gafford vs Auburn (02/27/18)
	7	Daniel Gafford vs Vanderbilt (02/10/18)
Turnovers	6	Jaylen Barford vs Missouri (01/13/18)
	5	Daryl Macon at Georgia (01/23/18)
Fouls	5	Darious Hall vs Vanderbilt (02/10/18)
	5	Trey Thompson at Texas A&M (01/30/18)
	5	Adrio Bailey at Mississippi State (01/02/18)
	5	Anton Beard vs Tennessee (12/30/17)
	5	Dustin Thomas vs Tennessee (12/30/17)
	5	Daniel Gafford vs UCONN (11/26/17)
	5	Daniel Gafford vs Bucknell (11/12/17)
	5	Daniel Gafford vs Samford (11/10/17)
Minutes	42	Jaylen Barford at Georgia (01/23/18)
	42	Anton Beard vs Tennessee (12/30/17)
	41	Daryl Macon vs Tennessee (12/30/17)
	38	Anton Beard at Georgia (01/23/18)
	38	Daryl Macon at Auburn (01/06/18)
	38	Jaylen Barford at Mississippi State (01/02/18)
	38	Anton Beard vs North Carolina (11/24/17)



## LEADS & DEFICITS

Date	Opponent	Largest Lead	Largest Deficit	Time Led	Time Trailed	Time Tied	Outcome
Nov. 10	Samford	44 (2nd - 12:09)	1 (1st - 16:52)	38:45	0:07	1:08	W, 95-56
Nov. 12	Bucknell	28 (2nd - 00:19)	3 (1st - 19:37)	37:56	1:41	0:23	W, 101-73
Nov. 17	Fresno State	19 (2nd - 10:32)	6 (1st - 17:50)	35:05	4:42	0:13	W, 83-75
Nov. 23	vs. Oklahoma <sup>^</sup>	10 (1st - 8:45)	2 (1st - 16:05)	36:29	0:58	2:33	W, 93-83
Nov. 24	vs. North Carolina <sup>^</sup>	6 (1st - 15:05)	19 (2nd - 0:24)	7:25	31:21	1:14	L, 87-68
Nov. 26	vs. UConn <sup>^</sup>	42 (2nd - 2:03)	None	39:49	None	0:11	W, 102-67
Dec. 2	at Houston	None	30 (2nd - 3:04)	None	38:34	1:26	L, 91-65
Dec. 5	Colorado State	29 (2nd - 5:43)	11 (1st - 16:10)	32:05	7:34	0:21	W, 92-66
Dec. 9	Minnesota	19 (2nd - 7:59)	None	39:19	None	0:41	W, 95-79
Dec. 16	vs. Troy <sup>+</sup>	25 (2nd - 1:43)	6 (1st - 18:47)	35:38	4:10	0:12	W, 88-63
Dec. 19	Oral Roberts	40 (2nd - 15:54)	None	38:55	None	1:05	W, 104-69
Dec. 27	CSU Bakersfield	27 (2nd - 0:23)	3 (1st - 18:42)	36:56	1:25	1:39	W, 95-68
Dec. 30	Tennessee*	11 (OT - 0:47)	10 (1st - 1:11)	4:05	38:23	2:32	W, 95-93 (OT)
Jan. 2	at Mississippi State*	8 (2nd - 12:46)	4 (1st - 0:44)	28:44	6:09	5:07	L, 78-75
Jan. 6	at Auburn*	None	21 (2nd - 11:24)	None	39:43	0:16	L, 88-77
Jan. 10	LSU*	1 (1st - 19:37)	27 (2nd - 2:29)	0:20	39:17	0:23	L, 75-54
Jan. 13	Missouri*	18 (1st - 6:11)	6 (2nd - 4:43)	27:21	8:21	4:18	W, 65-63
Jan. 17	at Florida*	2 (1st - 15:24)	21 (2nd - 4:01)	0:58	36:49	2:13	L, 88-73
Jan. 20	Ole Miss*	16 (1st - 1:58)	2 (1st - 14:42)	39:09	0:21	0:30	W, 97-93
Jan. 23	at Georgia*	6 (2nd - 7:45)	16 (1st - 6:40)	10:58	31:36	7:26	W, 80-77
Jan. 27	Oklahoma State	3 (2nd - 2:06)	13 (1st - 11:40)	6:38	32:30	0:52	W, 66-65
Jan. 30	at Texas A&M*	9 (1st - 14:14)	21 (2nd - 13:37)	6:34	30:50	2:36	L, 80-66
Feb. 3	at LSU*	4 (1st - 18:36)	13 (2nd - 17:59)	6:33	32:05	1:22	L, 94-86
Feb. 6	South Carolina*	17 (2nd - 6:09)	5 (1st - 14:47)	34:36	4:31	0:53	W, 81-65
Feb. 10	Vanderbilt*	21 (2nd - 3:18)	6 (1st - 9:06)	28:45	9:55	1:20	W, 72-54
Feb. 13	at Ole Miss*	18 (2nd - 3:00)	6 (1st - 17:59)	26:51	12:41	0:28	W, 75-64
Feb. 17	Texas A&M*	19 (2nd - 0:38)	2 (1st - 18:32)	38:20	0:24	1:16	W, 94-75
Feb. 20	Kentucky*	11 (1st - 17:01)	17 (2nd - 0:30)	18:39	14:41	6:40	L, 87-72
Feb. 24	at Alabama*	10 (1st - 2:30)	4 (2nd - 16:16)	29:33	7:14	3:13	W, 76-73
Feb. 27	Auburn*	19 (2nd - 17:48)	3 (1st - 19:21)	37:56	0:31	1:20	W, 91-82
March 3	at Missouri*	7 (1st - 13:36)	12 (2nd - 6:04)	7:20	29:43	2:57	L, 77-67
March 8	vs. South Carolina&	15 (2nd - 16:18)	2 (1st - 18:59)	35:22	0:45	3:19	W, 69-64
March 9	vs. Florida&	14 (2nd - 5:58)	8 (1st - 12:49)	18:05	19:26	2:29	W, 80-72
March 10	vs. Tennessee&	None	20 (2nd - 2:32)	None	39:54	0:06	L, 84-66
March 16	vs. Butler#	None	17 (2nd - 0:26)	None	39:36	0:36	L, 79-62

<sup>^</sup> Phil Knight Invitational (Portland, Oregon)

<sup>+</sup> at Verizon Arena (North Little Rock, Ark.)

\* SEC Game

% Big12/SEC Challenge

& SEC Tournament (St. Louis)

# NCAA Tournament (Detroit)





## SPECIALTY STATS

Opponent	T/O	2ndCh	Paint	FastB	Bench	Ties	Leads	WL	Score
Samford	35	7	44	19	26	0	1	W	95-56
Bucknell	29	25	54	10	33	0	3	W	101-73
Fresno State	20	13	40	12	31	0	1	W	83-75
vs. Oklahoma^	20	12	30	6	21	1	2	W	92-83
vs. North Carolina^	15	6	28	2	22	0	0	L	68-87
vs. UConn^	20	9	38	13	44	0	0	W	102-67
at Houston	9	8	18	0	25	0	0	L	65-91
Colorado State	27	8	38	16	47	0	1	W	92-66
Minnesota	17	15	46	11	29	0	0	W	95-79
vs. Troy+	17	12	50	19	33	0	1	W	88-63
Oral Roberts	42	11	46	26	42	0	0	W	104-69
CSU Bakersfield	24	23	40	9	29	0	1	W	95-68
Tennessee*	18	11	38	19	5	2	3	W	95-93
at Mississippi State*	9	9	42	4	14	2	5	L	75-78
at Auburn*	9	9	40	15	23	0	0	L	77-88
LSU*	6	13	26	3	17	0	0	L	54-75
Missouri*	14	7	34	14	11	2	2	W	65-63
at Florida*	11	14	36	4	12	2	2	L	73-88
Ole Miss*	21	11	30	8	39	0	1	W	97-93
at Georgia*	23	10	24	12	41	2	9	W	80-77
Oklahoma State	20	23	30	11	48	1	7	W	66-65
at Texas A&M*	20	5	24	8	22	3	1	L	66-80
at LSU*	17	12	48	14	22	0	0	L	86-94
South Carolina*	26	12	24	6	16	2	3	W	81-65
Vanderbilt*	12	4	22	14	12	0	2	W	72-54
at Ole Miss*	10	15	26	6	20	1	1	W	75-64
Texas A&M*	18	17	34	7	23	0	1	W	94-75
Kentucky*	9	16	26	11	6	4	4	L	72-87
at Alabama*	21	12	30	0	22	3	3	W	76-73
Auburn*	16	6	26	17	40	1	1	W	91-82
at Missouri*	14	4	28	10	14	2	0	L	67-77
vs. South Carolina&	19	10	28	8	16	1	1	W	69-64
vs. Florida&	13	18	30	7	12	2	4	W	80-72
vs. Tennessee&	11	12	24	4	14	0	0	L	84-66
vs. Butler#	9	7	22	9	16	0	1	L	62-79
<b>Totals</b>	<b>621</b>	<b>406</b>	<b>1164</b>	<b>354</b>	<b>847</b>	<b>31</b>	<b>61</b>		
• Average/Game	17.7	11.6	33.3	10.1	24.2	0.9	1.7		
<b>Opponent</b>	<b>437</b>	<b>426</b>	<b>957</b>	<b>250</b>	<b>1129</b>	<b>54</b>	<b>53</b>		
• Average/Game	12.5	12.2	27.3	7.1	32.3	1.5	1.5		

^ - Phil Knight Invitational (Portland, Oregon)

+ - at Verizon Arena (North Little Rock, Ark.)

\* - SEC Game

% - Big12/SEC Challenge

& - SEC Tournament (St. Louis)

# - NCAA Tournament (Detroit)



# YEAR IN REVIEW

## GAME 1

### Arkansas vs Samford Nov. 10, 2017 at 7 p.m. at Fayetteville, Ark. (Bud Walton Arena)

#### Samford 56 • 0-1

#	Player	Total			3-Ptr			Rebounds			PF	TP	A	TO	Blk	Stl	Min
		FG-FGA	FG-FGA	FT-FTA	FG-FGA	FG-FGA	FT-FTA	Off	Def	Tot							
20	Alex Thompson	f	4-11	2-9	0-0	0	2	2	3	10	1	2	0	0	0	25	
33	Wyatt Walker	c	2-7	0-0	0-0	2	2	4	3	4	0	2	0	0	0	15	
00	Christen Cunningham	g	3-7	1-2	0-0	1	2	3	0	7	1	4	0	0	0	28	
03	Josh Sharkey	g	2-7	0-1	2-3	1	2	3	3	6	4	6	0	2	24		
22	D Denzel-Dyson	g	2-6	1-4	3-4	1	1	2	1	8	1	2	0	1	21		
01	Kevin Nolan	f	1-2	1-2	0-0	0	1	1	0	3	0	0	0	0	5		
02	Justin Coleman	f	2-8	1-4	1-2	1	1	2	2	6	3	1	0	0	23		
04	Triston Chambers	f	2-5	2-5	0-0	1	0	1	2	6	0	0	0	0	19		
13	Eric Adams	f	1-2	0-0	0-0	1	2	3	2	2	0	1	1	1	9		
15	Stefan Latic	f	0-3	0-2	2-2	1	0	1	0	2	0	0	0	0	10		
24	Gerald Smith	f	0-0	0-0	0-0	0	0	0	0	0	1	0	0	0	1		
55	Alex Peters	f	1-3	0-0	0-4	2	2	4	3	2	1	1	0	2	20		
Team						4	2	6									
Totals			20-61	8-29	8-15	15	17	32	20	56	12	19	1	6	200		

FG % 1st Half: 7-26 26.9% 2nd half: 13-35 37.1% Game: 20-61 32.8%  
 3FG % 1st Half: 2-12 16.7% 2nd half: 6-17 35.3% Game: 8-29 27.6%  
 FT % 1st Half: 3-4 75.0% 2nd half: 5-11 45.5% Game: 8-15 53.3%

Deadball Rebounds 4,3

#### Arkansas 95 • 1-0

#	Player	Total			3-Ptr			Rebounds			PF	TP	A	TO	Blk	Stl	Min
		FG-FGA	FG-FGA	FT-FTA	FG-FGA	FG-FGA	FT-FTA	Off	Def	Tot							
01	Trey Thompson	f	4-4	0-0	0-0	1	7	8	2	8	3	0	0	1	25		
02	Adrio Bailey	f	7-8	0-0	1-1	2	4	6	0	15	1	3	2	1	25		
00	Jaylen Barford	g	5-11	2-5	4-5	0	4	4	3	16	6	2	1	1	29		
04	Daryl Macon	g	5-9	4-7	2-2	0	3	3	2	16	8	1	0	2	30		
31	Anton Beard	g	5-10	1-3	3-3	1	1	2	1	14	6	2	0	1	26		
10	Daniel Gafford	f	4-6	0-0	2-5	2	2	4	5	10	2	0	3	0	17		
14	JT Plummer	f	0-0	0-0	0-0	0	0	0	0	0	0	0	0	0	2		
15	Jonathan Holmes	f	0-2	0-1	1-2	0	1	1	0	1	1	0	0	0	3		
20	Darius Hall	f	1-4	0-1	1-2	1	2	3	4	3	0	2	0	1	12		
22	Gabe Osabuohien	f	1-2	0-0	0-2	0	0	0	1	2	0	1	0	0	10		
23	C.J. Jones	f	4-7	2-5	0-0	0	3	3	0	10	1	0	0	0	21		
Team						0	1	1									
Totals			36-63	9-22	14-22	7	28	35	18	95	28	11	6	7	200		

FG % 1st Half: 18-30 60.0% 2nd half: 18-33 54.5% Game: 36-63 57.1%  
 3FG % 1st Half: 7-13 53.8% 2nd half: 2-9 22.2% Game: 9-22 40.9%  
 FT % 1st Half: 4-6 66.7% 2nd half: 10-16 62.5% Game: 14-22 63.6%

Deadball Rebounds 8,1

Officials: Tony Greene, K.B. Burdette Jr., Nathan Bemis  
 Technical fouls: Samford-None. Arkansas-None.  
 Attendance: 13407  
 Estimated Actual Attendance: 8,054  
 Fouled Out: Arkansas, #10, Gafford (1:35, 2H)

Score by periods	1st	2nd	Total
Samford	19	37	56
Arkansas	47	48	95

Points	In	Off	2nd	Fast	Bench
SAM	20	14	17	9	21
AR	44	35	7	19	26

Last FG - SAM 2nd-00:34, AR 2nd-00:01.  
 Largest lead - SAM by 1 1st-16:52, AR by 44 2nd-12:09.  
 SAM led for 00:07, AR led for 38:45. Game was tied for 01:08.

Score tied - 1 time.  
 Lead changed - 2 times.

## GAME 2

### Arkansas vs Bucknell Nov. 12, 2017 at 5 p.m. at Fayetteville, Ark. (Bud Walton Arena)

#### Bucknell 73 • 0-2

#	Player	Total			3-Ptr			Rebounds			PF	TP	A	TO	Blk	Stl	Min
		FG-FGA	FG-FGA	FT-FTA	FG-FGA	FG-FGA	FT-FTA	Off	Def	Tot							
23	Zach Thomas	f	7-13	5-7	5-9	3	7	10	1	24	3	4	1	0	30		
20	Nana Foulland	c	7-12	0-0	3-6	2	1	3	4	17	0	3	0	0	30		
01	Kimbal Mackenzie	g	1-5	1-3	0-0	0	0	0	2	3	1	1	0	0	13		
02	Stephen Brown	g	5-9	1-3	2-2	0	2	2	1	13	9	3	0	0	28		
11	Avi Toomer	g	3-7	2-5	0-0	0	1	1	4	8	0	2	0	1	25		
00	Paul Newman	f	0-0	0-0	0-0	0	1	1	0	0	1	0	0	0	2		
03	Jimmy Sotos	f	2-4	1-3	0-1	0	0	0	3	5	1	0	0	0	16		
04	Nate Sestina	f	0-2	0-1	0-0	2	2	4	2	0	0	1	0	0	14		
05	Jordan Sechan	f	0-1	0-1	0-0	0	0	0	0	0	0	0	0	0	1		
12	John Meeks	f	0-0	0-0	0-0	0	1	1	0	0	0	0	0	0	5		
13	Bruce Moore	f	0-2	0-1	0-0	0	0	0	2	0	0	0	2	1	15		
14	Ben Robertson	f	0-0	0-0	0-0	0	0	0	1	0	0	2	0	1	5		
15	Nate Jones	f	1-3	1-3	0-0	0	0	0	1	3	1	0	0	0	13		
22	Matt O'Reilly	f	0-0	0-0	0-0	0	0	0	0	0	0	0	0	0	3		
Team						3	0	3									
Totals			26-58	11-27	10-18	10	15	25	21	73	15	18	3	3	200		

FG % 1st Half: 12-32 37.5% 2nd half: 14-26 53.8% Game: 26-58 44.8%  
 3FG % 1st Half: 6-16 37.5% 2nd half: 5-11 45.5% Game: 11-27 40.7%  
 FT % 1st Half: 4-8 50.0% 2nd half: 6-10 60.0% Game: 10-18 55.6%

Deadball Rebounds 3,2

#### Arkansas 101 • 2-0

#	Player	Total			3-Ptr			Rebounds			PF	TP	A	TO	Blk	Stl	Min
		FG-FGA	FG-FGA	FT-FTA	FG-FGA	FG-FGA	FT-FTA	Off	Def	Tot							
01	Trey Thompson	f	1-2	0-0	0-1	4	7	11	3	2	2	2	1	0	25		
02	Adrio Bailey	f	3-5	0-0	1-2	2	2	4	4	7	2	2	2	2	23		
00	Jaylen Barford	g	10-15	2-3	5-9	2	3	5	1	27	2	1	0	2	28		
04	Daryl Macon	g	8-15	3-6	2-2	1	1	2	2	21	4	3	0	1	29		
31	Anton Beard	g	3-9	0-3	5-5	1	1	2	2	11	1	2	0	2	28		
10	Daniel Gafford	f	5-7	0-0	5-5	2	1	3	5	15	0	0	0	0	16		
14	JT Plummer	f	0-0	0-0	0-0	0	0	0	0	0	0	0	0	0	1		
15	Jonathan Holmes	f	1-1	1-1	0-0	0	0	0	0	3	0	0	0	1	2		
20	Darius Hall	f	3-5	0-0	0-0	1	3	4	3	6	0	3	2	1	17		
22	Gabe Osabuohien	f	1-4	0-1	0-0	1	1	2	1	2	0	0	0	0	11		
23	C.J. Jones	f	3-8	0-1	1-1	0	5	5	0	7	1	0	0	1	20		
Team						2	1	3									
Totals			38-71	6-15	19-25	16	25	41	21	101	12	13	5	10	200		

FG % 1st Half: 20-36 55.6% 2nd half: 18-35 51.4% Game: 38-71 53.5%  
 3FG % 1st Half: 4-9 44.4% 2nd half: 2-6 33.3% Game: 6-15 40.0%  
 FT % 1st Half: 12-17 70.6% 2nd half: 7-8 87.5% Game: 19-25 76.0%

Deadball Rebounds 6,2

Officials: Joe Lindsay, Gerald Williams, Owen Shortt  
 Technical fouls: Bucknell-Zach Thomas. Arkansas-None.  
 Attendance: 13404  
 Estimated Actual Attendance: 6,477  
 Fouled out: Arkansas #10, Gafford (2:41, 2H)

Score by periods	1st	2nd	Total
Bucknell	34	39	73
Arkansas	56	45	101

Points	In	Off	2nd	Fast	Bench
BUCKNE	28	15	8	0	8
AR	54	29	25	10	33

Last FG - BUCKNELL 2nd-00:42, AR 2nd-00:19.  
 Largest lead - BUCKNELL by 3 1st-19:37, AR by 28 2nd-00:19.  
 BUCKNELL led for 01:41, AR led for 37:56. Game was tied for 00:23.

Score tied - 0 times.  
 Lead changed - 5 times.



Arkansas opened 2017-18 with a 95-56 win over Samford. The Razorbacks have won 43 straight home openers, including a 25-0 record in openers inside Bud Walton Arena. Also, Arkansas has won 23 consecutive season openers.

## GAME 3

### Arkansas vs Fresno State Nov. 17, 2017 at 7 p.m. at Fayetteville, Ark. (Bud Walton Arena)

#### Fresno State 75 • 2-1

#	Player	Total			3-Ptr			Rebounds			PF	TP	A	TO	Blk	Stl	Min
		FG-FGA	FG-FGA	FT-FTA	FG-FGA	FG-FGA	FT-FTA	Off	Def	Tot							
11	BRYSAN WILLIAMS	f	11-15	0-0	0-1	5	4	9	5	22	2	3	0	1	32		
34	TERRELL CARTER II	c	2-5	0-0	1-3	2	0	2	4	5	0	1	0	0	13		
01	JARON HOPKINS	g	4-8	0-0	1-5	1	9	10	4	9	5	3	1	2	38		
21	DESHON TAYLOR	g	4-14	1-5	10-10	0	4	4	2	19	1	3	0	0	33		
22	RAY BOWLES	g	1-8	0-3	1-2	2	3	5	2	3	2	1	0	1	29		
03	JOHNNY MCWILLIAMS	f	0-0	0-0	0-0	0	0	0	0	0	0	0	0	0	0+		
05	JAHMEL TAYLOR	f	4-7	4-7	0-0	0	1	1	4	12	0	2	0	1	28		
20	SAM BITTNER	f	1-2	1-1	0-0	1	3	4	3	1	1	0	0	0	16		
32	NATE GRIMES	f	1-2	0-0	0-1	1	3	4	2	0	1	1	0	1	11		
Team						0	1	1									
Totals			28-61	6-16	13-22	12	28	40	29	75	11	16	2	5	200		

FG % 1st Half: 9-29 31.0% 2nd half: 19-32 59.4% Game: 28-61 45.9%  
 3FG % 1st Half: 2-8 25.0% 2nd half: 4-8 50.0% Game: 6-16 37.5%  
 FT % 1st Half: 5-10 50.0% 2nd half: 8-12 66.7% Game: 13-22 59.1%

Deadball Rebounds 4

#### Arkansas 83 • 3-0

#	Player	Total			3-Ptr			Rebounds			PF	TP	A	TO	Blk	Stl	Min
		FG-FGA	FG-FGA	FT-FTA	FG-FGA	FG-FGA	FT-FTA	Off	Def	Tot							
01	Trey Thompson	f	1-2	0-0	1-3	1	0	1	4	3	0	4					





# GAME 4

**Arkansas vs Oklahoma**  
Nov. 23, 2017 at 4 p.m. at Portland, Ore. (Moda Center)

**Arkansas 92 • 4-0**

#	Player	Total		3-Ptr		Rebounds			PF	TP	A	TO	Blk	Stl	Min
		FG-FGA	FG-FGA	FT-FTA	Off	Def	Tot								
01	Trey Thompson	1-2	0-0	0-0	2	2	4	2	2	5	1	0	1	15	
02	Adrio Bailey	3-6	0-0	3-4	3	4	7	1	9	1	0	1	0	17	
00	Jaylen Barford	7-19	3-7	2-4	0	2	2	2	19	2	2	2	0	34	
04	Daryl Macon	7-13	6-8	7-7	0	5	5	2	27	1	3	0	2	34	
31	Anton Beard	4-12	0-1	6-6	1	2	3	2	14	3	3	0	1	35	
10	Daniel Gafford	4-6	0-0	5-6	0	8	8	4	13	2	3	1	2	25	
13	Dustin Thomas	1-2	0-0	3-4	3	6	9	4	5	0	3	0	1	23	
20	Darius Hall	0-1	0-0	1-2	0	1	1	1	1	0	0	0	1	7	
23	C.J. Jones	1-4	0-2	0-0	0	1	1	1	2	0	1	1	0	10	
Team						1 0 1									
Totals		28-65	9-18	27-33	10	31	41	19	92	14	16	4	8	200	

FG % 1st Half: 19-40 47.5% 2nd half: 9-25 36.0% Game: 28-65 43.1% Deadball Rebounds 4.1  
3FG % 1st Half: 7-10 70.0% 2nd half: 2-8 25.0% Game: 9-18 50.0%  
FT % 1st Half: 5-6 83.3% 2nd half: 22-27 81.5% Game: 27-33 81.8%

**Oklahoma 83 • 2-1**

#	Player	Total		3-Ptr		Rebounds			PF	TP	A	TO	Blk	Stl	Min
		FG-FGA	FG-FGA	FT-FTA	Off	Def	Tot								
00	Christian James	5-11	2-6	1-4	1	2	3	3	13	3	4	0	0	29	
01	Rashard Odomes	2-2	0-0	1-1	0	3	3	3	5	2	0	0	1	12	
03	Khadeem Lattin	4-7	0-1	2-3	3	7	10	4	10	0	2	1	2	30	
04	Jamuni Mcneace	0-0	0-0	0-0	0	1	1	4	0	0	1	0	2	10	
05	Matt Freeman	2-3	1-2	0-0	0	1	1	2	5	2	1	0	0	13	
11	Trae Young	8-18	4-9	8-9	0	3	3	2	28	5	4	1	2	34	
13	Jordan Shepherd	3-5	1-2	2-2	0	0	0	5	9	1	3	0	2	24	
14	Ty Lazenby	0-0	0-0	0-0	0	0	0	0	0	0	1	0	0	3	
20	Kameron McGusty	3-11	0-4	1-1	0	2	2	0	7	1	1	0	0	18	
35	Brady Manek	3-8	0-5	0-0	1	7	8	1	6	1	2	2	0	27	
Team						1 3 4									
Totals		30-65	8-29	15-20	6	29	35	24	83	15	19	4	9	200	

FG % 1st Half: 17-33 51.5% 2nd half: 13-32 40.6% Game: 30-65 46.2% Deadball Rebounds 2  
3FG % 1st Half: 6-17 35.3% 2nd half: 2-12 16.7% Game: 8-29 27.6%  
FT % 1st Half: 5-6 83.3% 2nd half: 10-14 71.4% Game: 15-20 75.0%

Officials: Chris Rastatter, Keith Kimble, Anthony Jordan  
Technical fouls: Arkansas-None. Oklahoma-None.  
Attendance: 11294

Score by periods	1st	2nd	Total
Arkansas	50	42	92
Oklahoma	45	38	83

Points	In	Off	2nd	Fast	Bench
AR	Paint	T/O	Chance	Break	
OU	42	13	4	12	83

Last FG - AR 2nd-01:03, OU 2nd-00:18.  
Largest lead - AR by 10 1st-08:45, OU by 2 1st-16:05.  
AR led for 36:29, OU led for 00:58. Game was tied for 02:33.

Score tied - 4 times.  
Lead changed - 4 times.



Arkansas went 2-1 at the PK80 Phil Knight Invitational with wins over Oklahoma and UConn.

# GAME 5

**Arkansas vs No. 9 North Carolina**  
Nov. 24, 2017 at 12:30 p.m. at Portland, Ore. (Memorial Coliseum)

**North Carolina 87 • 5-0**

#	Player	Total		3-Ptr		Rebounds			PF	TP	A	TO	Blk	Stl	Min
		FG-FGA	FG-FGA	FT-FTA	Off	Def	Tot								
15	Garrison Brooks	2-6	0-0	0-0	1	2	3	0	4	0	0	1	0	19	
32	Luke Maye	11-16	4-5	2-4	5	11	16	2	28	5	5	1	0	34	
01	Theo Pinson	3-6	0-1	3-4	1	3	4	3	9	2	5	3	0	33	
02	Joel Berry II	3-12	0-1	7-8	0	2	2	2	13	4	0	0	1	34	
24	Kenny Williams	7-12	3-5	2-2	0	8	8	3	19	1	2	1	1	35	
00	Seventh Woods	0-2	0-1	0-0	0	1	1	1	0	1	0	0	0	6	
03	Andrew Platek	1-2	0-1	0-0	0	0	0	0	2	2	0	1	0	7	
04	Brandon Robinson	2-4	0-0	1-1	2	4	6	2	5	0	0	0	0	15	
05	Jalek Felton	1-2	1-2	0-0	0	0	0	0	3	1	0	0	0	6	
21	Sterling Hanley	1-1	0-0	2-2	0	2	2	0	4	0	2	0	0	8	
42	Brandon Huffman	0-0	0-0	0-0	0	0	0	0	0	0	0	0	0	3	
Team						2 2 4									
Totals		31-63	8-16	17-21	11	35	46	13	87	16	14	7	2	200	

FG % 1st Half: 13-27 48.1% 2nd half: 18-36 50.0% Game: 31-63 49.2% Deadball Rebounds 4.2  
3FG % 1st Half: 4-8 50.0% 2nd half: 4-8 50.0% Game: 8-16 50.0%  
FT % 1st Half: 7-11 63.6% 2nd half: 10-10 100.0% Game: 17-21 81.0%

**Arkansas 68 • 4-1**

#	Player	Total		3-Ptr		Rebounds			PF	TP	A	TO	Blk	Stl	Min
		FG-FGA	FG-FGA	FT-FTA	Off	Def	Tot								
01	Trey Thompson	2-3	0-0	0-2	1	1	2	2	4	2	0	1	1	26	
02	Adrio Bailey	2-5	0-0	0-0	1	3	4	1	4	0	0	5	0	18	
00	Jaylen Barford	9-17	2-6	1-1	0	3	4	4	21	2	3	1	2	27	
04	Daryl Macon	2-11	1-5	2-2	0	1	1	0	7	2	1	0	1	23	
31	Anton Beard	4-15	2-6	0-0	0	3	3	3	10	4	3	0	1	38	
10	Daniel Gafford	2-4	0-0	1-2	2	4	6	4	5	0	0	2	1	15	
13	Dustin Thomas	1-4	0-0	0-0	2	2	4	3	2	0	2	0	1	22	
20	Darius Hall	1-2	0-0	1-1	1	0	1	1	3	0	0	0	0	5	
23	C.J. Jones	4-11	4-10	0-0	0	2	2	1	12	0	0	0	1	26	
Team						2 2 4									
Totals		27-72	9-27	5-8	9	21	30	19	68	10	9	9	8	200	

FG % 1st Half: 10-31 32.3% 2nd half: 17-41 41.5% Game: 27-72 37.5% Deadball Rebounds 2  
3FG % 1st Half: 4-11 36.4% 2nd half: 5-16 31.3% Game: 9-27 33.3%  
FT % 1st Half: 2-4 50.0% 2nd half: 3-4 75.0% Game: 5-8 62.5%

Officials: Roger Ayers, Randy McCall, A.J. DeSai  
Technical fouls: North Carolina-None. Arkansas-None.  
Attendance:

Score by periods	1st	2nd	Total
North Carolina	37	50	87
Arkansas	26	42	68

Points	In	Off	2nd	Fast	Bench
NC	Paint	T/O	Chance	Break	
AR	38	15	8	8	14
AR	28	15	6	2	22

Last FG - NC 2nd-00:44, AR 2nd-03:32.  
Largest lead - NC by 19 2nd-00:24, AR by 6 1st-15:05.  
NC led for 31:21, AR led for 07:25. Game was tied for 01:14.

Score tied - 1 time.  
Lead changed - 1 time.

# GAME 6

**Arkansas vs UConn**  
Nov. 26, 2017 at 2:44 p.m. at Portland, Ore. (Moda Center)

**Arkansas 102 • 5-1**

#	Player	Total		3-Ptr		Rebounds			PF	TP	A	TO	Blk	Stl	Min
		FG-FGA	FG-FGA	FT-FTA	Off	Def	Tot								
00	Jaylen Barford	9-12	4-5	2-2	0	4	4	0	24	3	2	0	0	27	
01	Trey Thompson	0-1	0-0	1-2	0	3	3	1	1	5	0	0	0	19	
02	Adrio Bailey	4-7	0-0	0-1	2	2	4	2	8	0	0	1	1	24	
04	Daryl Macon	5-9	2-4	4-6	0	3	3	1	16	2	1	0	1	26	
31	Anton Beard	2-6	1-3	4-4	1	3	4	2	9	4	1	0	0	27	
10	Daniel Gafford	3-4	0-0	3-6	1	4	5	5	9	0	3	0	0	14	
13	Dustin Thomas	1-2	0-0	5-6	1	3	4	2	7	0	2	0	1	15	
14	JT Plummer	0-0	0-0	0-0	0	0	0	0	0	0	0	0	0	1	
15	Jonathan Holmes	1-2	0-0	0-0	1	0	1	0	2	0	1	0	0	4	
20	Darius Hall	3-3	1-1	0-0	0	6	6	3	7	0	2	0	0	14	
22	Gabe Osabuohien	0-1	0-0	0-0	1	2	3	0	1	1	0	1	0	8	
23	C.J. Jones	5-8	3-6	6-6	0	1	1	1	19	1	0	0	1	21	
Team						1 3 4									
Totals		33-55	11-19	25-33	8	34	42	17	102	16	14	1	5	200	

FG % 1st Half: 16-29 55.2% 2nd half: 17-26 65.4% Game: 33-55 60.0% Deadball Rebounds 4.1  
3FG % 1st Half: 5-9 55.6% 2nd half: 6-10 60.0% Game: 11-19 57.9%  
FT % 1st Half: 8-13 61.5% 2nd half: 17-20 85.0% Game: 25-33 75.8%

**UCONN 67 • 4-2**

#	Player	Total		3-Ptr		Rebounds			PF	TP	A	TO	Blk	Stl	Min
		FG-FGA	FG-FGA	FT-FTA	Off	Def	Tot								
00	Antwoine Anderson	3-8	1-4	3-5	0	2	2	4	10	2	2	0	1	36	
03	Alterique Gilbert	0-5	0-3	1-2	0	1	1	1	1	0	1	0	0	17	
04	Jalen Adams	10-21	4-10	1-3	0	3	3	4	25	3	4	0	4	36	
22	Terry Larrier	7-14	2-4	2-2	1	1	2	2	18	0	2	0	0	27	
25	Josh Carlton	0-0	0-0	1-2	1	1	2	2	1	2	4	0	0	16	
01	Christian Vital	1-7	0-4	4-4	2	2	4	3	6	1	0	0	2	25	
05	Isaiah Whaley	0-0	0-0	0-0	0	0	0	1	0	1	0	0	1	6	
11	Kwintin Williams	0-0	0-0	0-0	0	0	0	1	0	0	0	0	0	3	
12	Tyler Polley	1-2	0-1	0-0	0	0	0	2	2	0	0	0	0	15	
21	Mamadou Diarra	1-4	0-0	2-4	2	3	5	2	4	0	1	1	0	13	
31	Mike Noyes	0-0	0-0	0-0	0	0	0	0	0	0	0	0	0	1	
34	David Onuora	0-0	0-0	0-0	0	2	2	4	0	0	0	0	0	5	
Team						2 3 5									
Totals		23-61	7-26	14-22	8	18	26	26	67	9	14	1	8	200	

FG % 1st Half: 11-28 39.3% 2nd half: 12-3



# » YEAR IN REVIEW



Arkansas upset #14 Minnesota, 95-79. It was one of five wins over a ranked program in 2017-18.

## GAME 8

**Arkansas vs Colorado State**  
Dec. 5, 2017 at 7 p.m. at Fayetteville, Ark. (Bud Walton Arena)

**Colorado State 66 • 4-5**

#	Player	Total			3-Ptr			Rebounds			PF	TP	A	TO	Blk	Stl	Min
		FG-FGA	FG-FGA	FT-FTA	FG-FGA	FG-FGA	FT-FTA	Off	Def	Tot							
01	Che Bob	f	1-4	1-2	1-4	1	0	1	3	4	2	3	1	0	23		
20	Deion James	f	2-6	0-1	1-1	2	3	5	2	5	2	4	0	0	23		
32	Nico Carvacho	c	1-3	0-0	1-4	2	7	9	2	3	1	2	0	0	18		
11	Prentiss Nixon	g	8-13	5-8	10-11	0	4	4	4	31	0	1	0	1	34		
22	J.D. Paige	g	2-10	2-7	0-0	1	3	4	3	6	1	6	0	0	28		
03	Raquan Mitchell	f	3-4	0-1	2-2	3	2	5	0	8	0	0	0	1	26		
13	Lorenzo Jenkins	f	0-4	0-3	0-0	0	2	2	2	0	0	1	0	0	17		
14	Robbie Berwick	f	0-2	0-1	0-0	0	1	1	1	0	1	0	0	0	4		
15	Anthony Bonner	f	2-6	1-2	4-4	1	3	4	0	9	1	0	0	1	25		
21	Logan Ryan	f	0-0	0-0	0-2	0	0	0	1	0	0	0	0	0	2		
Team						3	0	3									
Totals			19-52	9-25	19-28	13	25	38	18	66	8	19	1	3	200		

FG % 1st Half: 10-32 31.3% 2nd half: 9-20 45.0% Game: 19-52 36.5%  
 3FG % 1st Half: 3-14 21.4% 2nd half: 6-11 54.5% Game: 9-25 36.0%  
 FT % 1st Half: 6-9 66.7% 2nd half: 13-19 68.4% Game: 19-28 67.9%

**Arkansas 92 • 6-2**

#	Player	Total			3-Ptr			Rebounds			PF	TP	A	TO	Blk	Stl	Min
		FG-FGA	FG-FGA	FT-FTA	FG-FGA	FG-FGA	FT-FTA	Off	Def	Tot							
01	Trey Thompson	f	1-2	0-0	0-0	1	1	2	2	2	3	0	1	0	15		
13	Dustin Thomas	f	2-4	0-0	2-2	0	2	2	2	6	2	0	0	0	16		
00	Jaylen Barford	g	7-13	3-6	2-4	1	4	5	2	19	3	1	0	0	25		
04	Daryl Macon	g	4-8	0-4	1-1	0	0	0	2	9	7	1	0	0	26		
31	Anton Beard	g	3-8	1-4	2-2	1	2	3	3	9	2	0	0	2	26		
02	Adrio Bailey	f	0-0	0-0	0-0	0	0	0	1	0	1	0	0	0	9		
05	Arlando Cook	g	0-3	0-0	0-0	1	3	4	1	0	2	0	0	1	15		
10	Daniel Gafford	f	5-9	0-0	4-7	2	4	6	2	14	0	0	2	1	16		
14	JT Plummer	f	0-0	0-0	0-0	0	0	0	0	0	0	0	0	0	1		
15	Jonathan Holmes	f	1-2	0-1	0-0	0	0	0	1	2	0	0	0	0	2		
20	Darius Hall	f	3-7	2-4	0-0	0	3	3	1	8	0	2	0	0	18		
22	Gabe Osabuohien	f	2-2	0-0	0-0	1	2	3	4	4	0	1	0	0	8		
23	C.J. Jones	f	7-9	3-5	2-2	0	1	1	1	19	2	0	0	0	23		
Team						0	2	2									
Totals			35-67	9-24	13-18	7	24	31	22	92	22	5	3	6	200		

FG % 1st Half: 18-35 51.4% 2nd half: 17-32 53.1% Game: 35-67 52.2%  
 3FG % 1st Half: 4-11 36.4% 2nd half: 5-13 38.5% Game: 9-24 37.5%  
 FT % 1st Half: 7-11 63.6% 2nd half: 6-7 85.7% Game: 13-18 72.2%

Officials: Doug Shows, Tony Henderson, Patrick Evans  
 Technical fouls: Colorado State-None. Arkansas-None.  
 Attendance: 13634  
 Estimated Actual Attendance: 7,882

Score by periods	1st	2nd	Total
Colorado State	29	37	66
Arkansas	47	45	92

Last FG - CSU 2nd-01:27, AR 2nd-00:42.  
 Largest lead - CSU by 11 1st-16:10, AR by 29 2nd-05:43.  
 CSU led for 07:34. AR led for 32:05. Game was tied for 00:21.

Points	In	Off	2nd	Fast	Bench
CSU	20	6	18	7	17
AR	38	27	8	16	47

Score tied - 0 times.  
 Lead changed - 1 time.

## GAME 7

**Arkansas at Houston**  
Dec. 2, 2017 at 6:30 p.m. at Houston, Texas (H&PE Arena)

**Arkansas 65 • 5-2**

#	Player	Total			3-Ptr			Rebounds			PF	TP	A	TO	Blk	Stl	Min
		FG-FGA	FG-FGA	FT-FTA	FG-FGA	FG-FGA	FT-FTA	Off	Def	Tot							
01	Trey Thompson	f	0-3	0-0	0-0	0	2	2	4	0	0	3	1	1	22		
02	Adrio Bailey	f	1-2	0-0	2-3	0	1	1	3	4	0	1	0	0	11		
00	Jaylen Barford	g	3-11	0-3	7-9	2	1	3	2	13	2	3	0	0	36		
04	Daryl Macon	g	3-10	1-4	3-5	0	0	0	2	10	1	2	0	0	29		
31	Anton Beard	g	4-10	2-5	3-5	0	2	2	2	13	3	1	0	1	33		
10	Daniel Gafford	f	1-4	0-0	3-4	3	3	6	2	5	1	1	0	1	18		
13	Dustin Thomas	f	3-6	0-1	3-4	2	4	6	2	9	0	0	0	1	28		
20	Darius Hall	f	0-0	0-0	0-0	0	1	1	0	0	0	1	0	0	3		
23	C.J. Jones	f	4-9	3-6	0-0	0	3	3	2	11	0	1	0	0	20		
Team						1	4	5									
Totals			19-55	6-19	21-30	8	21	29	19	65	7	13	1	4	200		

FG % 1st Half: 8-25 32.0% 2nd half: 11-30 36.7% Game: 19-55 34.5%  
 3FG % 1st Half: 4-8 50.0% 2nd half: 2-11 18.2% Game: 6-19 31.6%  
 FT % 1st Half: 9-12 75.0% 2nd half: 12-18 66.7% Game: 21-30 70.0%

**Houston 91 • 6-1**

#	Player	Total			3-Ptr			Rebounds			PF	TP	A	TO	Blk	Stl	Min
		FG-FGA	FG-FGA	FT-FTA	FG-FGA	FG-FGA	FT-FTA	Off	Def	Tot							
14	Devin Davis	f	10-14	1-2	7-8	4	6	10	4	28	2	1	2	0	32		
24	Breaon Brady	f	0-4	0-0	4-4	0	4	4	3	4	0	2	2	1	16		
05	Corey Davis Jr.	g	5-12	5-11	2-3	0	2	2	4	17	3	2	0	2	37		
25	Jr., Galen Robinson	g	1-2	0-0	0-0	0	3	3	3	2	9	2	0	3	30		
32	Rob Gray	g	3-8	0-2	5-5	0	4	4	3	11	2	3	0	0	23		
02	Mike Adewunmi	g	0-2	0-1	0-0	0	1	1	0	0	0	0	0	0	2		
03	Armoni Brooks	f	3-4	3-4	2-2	0	1	1	0	11	1	0	0	1	11		
12	Wes Vanbeck	f	2-2	1-1	2-4	1	0	1	1	7	0	0	0	0	14		
13	Nura Zanna	f	2-3	0-0	1-2	1	6	7	5	5	1	1	0	0	16		
20	Gabe Grant	f	0-1	0-0	0-0	0	1	1	0	0	0	0	0	0	3		
31	Valentine Sangoyomi	f	0-1	0-0	0-0	0	0	0	0	0	1	0	0	0	3		
35	Fabian White Jr.	f	3-3	0-0	0-0	1	2	3	3	6	0	1	0	1	13		
Team						1	0	1									
Totals			29-56	10-21	23-28	8	30	38	26	91	19	12	4	8	200		

FG % 1st Half: 14-27 51.9% 2nd half: 15-29 51.7% Game: 29-56 51.8%  
 3FG % 1st Half: 7-12 58.3% 2nd half: 3-9 33.3% Game: 10-21 47.6%  
 FT % 1st Half: 9-11 81.8% 2nd half: 14-17 82.4% Game: 23-28 82.1%

Officials: Pat Adams (CC), Anthony Jordan (R1), Steven Anderson (R2)  
 Technical fouls: Arkansas-None. Houston-None.  
 Attendance: 4186

Score by periods	1st	2nd	Total
Arkansas	29	36	65
Houston	44	47	91

Points	In	Off	2nd	Fast	Bench
AR	18	9	8	0	25
HOU	29	12	9	9	29

Last FG - AR 2nd-00:14, HOU 2nd-00:23.  
 Largest lead - AR None, HOU by 30 2nd-03:04.  
 AR led for 00:00. HOU led for 38:34. Game was tied for 01:26.

Score tied - 0 times.  
 Lead changed - 0 times.

## GAME 9

**Arkansas vs No. 14 Minnesota**  
Dec. 9, 2017 at 5:45 p.m. at Fayetteville, Ark. (Bud Walton Arena)

**Minnesota 79 • 8-3**

#	Player	Total			3-Ptr			Rebounds			PF	TP	A	TO	Blk	Stl	Min
		FG-FGA	FG-FGA	FT-FTA	FG-FGA	FG-FGA	FT-FTA	Off	Def	Tot							
03	Jordan Murphy	f	7-13	0-0	6-11	4	6	10	4	20	1	3	0	0	36		
22	Reggie Lynch	c	1-3	0-0	3-4	1	2	3	4	5	0	2	1	1	14		
01	Dupree McBrayer	g	2-4	2-4	0-2	1	1	2	2	6	0	2	1	1	28		
02	Nate Mason	g	4-12	2-8	7-8	1	3	4	2	17	6	2	0	1	35		
05	Amir Coffey	g	6-11	1-3	5-6	1	5	6	1	18	1	1	0	0	35		
11	Isaiah Washington	f	3-10	0-2	1-1	0	3	3	1	7	1	0	0	0	18		
20	Davonte Fitzgerald	f	0-4	0-1	0-0	0	0	0	2	0	0	0	0	0	9		
41	Gaston Diedhiou	f	2-3	0-0	2-4	1	2	3	3	6	1	0	0	0	18		
42	Michael Hurt	f	0-1	0-1	0-1	0	3	3	0	0	0	0	0	0	7		
Team						5	0	5									
Totals			25-61	5-19	24-37	14	25	39	19	79	10	10	2	3	200		

FG % 1st Half: 14-31 45.2% 2nd half: 11-30 36.7% Game: 25-61 41.0%  
 3FG % 1st Half: 4-11 36.4% 2nd half: 1-8 12.5% Game: 5-19 26.3%  
 FT % 1st Half: 10-16 62.5% 2nd half: 14-21 66.7% Game: 24-37 64.9%

**Arkansas 95 • 7-2**

#	Player	Total			3-Ptr			Rebounds			PF	TP	A	TO	Blk	Stl	Min
		FG-FGA	FG-FGA	FT-FTA	FG-FGA	FG-FGA	FT-FTA	Off	Def	Tot							
10	Daniel Gafford	f	8-8	0-0	0-3	2	5	7	4	16	1	1	6	0	21		
13	Dustin Thomas	f	3-4	0-0	0-0	0	2	2	3	6	2	0	0	0	11		
00	Jaylen Barford	g	9-15	2-5	2-3	0	4	4	1	22	4	0	1	0	36		
04	Daryl Macon	g	4-12	2-8	2-3	0	2	2	2	12	8	2	0	2	30		
31	Anton Beard	g	4-9	1-3	1-2	0	3	3	3	10	6	2	0	0	31		
01	Trey Thompson	f	1-3	0-0	0-0	2	4	6	4	2	2	2	2	2	19		
02	Adrio Bailey	f	3-7	0-0	0-0	1	1	2	3	6	0	0	0	0	15		
05	Arlando Cook	f	1-1	0-0	2-2	1	1	2	2	4	0	0	0	1	14		





# GAME 10

**Arkansas vs Troy**  
Dec. 16, 2017 at 7 p.m. at North Little Rock, Ark. (Verizon Arena)

Troy 63 • 5-6

#	Player	Total			3-Ptr			Rebounds			PF	TP	A	TO	Blk	Stl	Min
		FG-FGA	FG-FGA	FT-FTA	FG-FGA	FG-FGA	FT-FTA	Off	Def	Tot							
04	Jr, Juan Davis	3-11	2-7	1-2	0	6	6	3	9	0	2	1	0	0	36		
30	Alex Hicks	6-12	0-2	4-4	5	5	10	3	16	0	0	1	1	31			
00	Kevin Baker	0-9	0-5	1-4	0	2	2	2	1	2	4	0	1	23			
03	Wesley Person	5-15	4-11	11-13	0	5	5	1	25	4	2	0	0	36			
24	Shawn Hopkins	0-0	0-0	0-0	0	0	0	0	0	0	0	1	1	17			
01	Javan Johnson	1-2	1-2	0-0	0	1	1	2	3	0	2	0	0	6			
02	Darian Adams	0-2	0-1	0-0	1	2	3	0	0	0	0	0	1	21			
05	Malik Burnett	1-1	1-1	0-0	0	0	0	3	6	0	0	0	0	2			
11	Bj Miller	2-7	0-0	2-2	0	3	3	3	6	3	0	1	0	28			
22	Whit Moreman	0-0	0-0	0-0	0	0	0	0	0	0	0	0	0	0+			
Team					3	2	5										
Totals		18-59	8-29	19-25	9	26	35	14	63	9	10	4	4	200			

FG % 1st Half: 9-32 28.1% 2nd half: 9-27 33.3% Game: 18-59 30.5% Deadball Rebounds 3  
 3FG % 1st Half: 5-18 27.8% 2nd half: 3-11 27.3% Game: 8-29 27.6%  
 FT % 1st Half: 2-4 50.0% 2nd half: 17-21 81.0% Game: 19-25 76.0%

Arkansas 88 • 8-2

#	Player	Total			3-Ptr			Rebounds			PF	TP	A	TO	Blk	Stl	Min
		FG-FGA	FG-FGA	FT-FTA	FG-FGA	FG-FGA	FT-FTA	Off	Def	Tot							
10	Daniel Gafford	4-6	0-0	2-6	1	5	6	4	10	1	0	3	0	24			
13	Dustin Thomas	1-1	0-0	0-0	2	3	5	2	2	0	0	0	0	17			
00	Jaylen Barford	2-11	1-5	2-4	1	6	7	1	7	5	0	0	1	30			
04	Daryl Macon	8-14	5-9	4-4	0	3	3	2	25	5	0	0	3	30			
31	Anton Beard	5-10	1-5	0-0	0	2	2	2	11	2	2	0	1	28			
01	Trey Thompson	3-3	0-0	2-2	1	2	3	2	8	1	2	2	1	14			
02	Adrio Bailey	5-8	0-0	0-0	3	3	6	3	10	2	1	1	0	16			
05	Arlando Cook	0-1	0-0	0-0	0	3	3	0	0	1	0	0	0	9			
15	Jonathan Holmes	1-2	1-1	0-0	0	0	0	0	3	0	0	0	0	1			
20	Darius Hall	2-2	0-0	0-0	0	2	2	4	4	0	0	1	0	12			
22	Gabe Osabuohien	1-1	0-0	0-1	0	2	2	0	2	1	0	0	0	2			
23	C.J. Jones	2-5	0-3	2-2	0	2	2	0	6	1	1	1	1	17			
Team					0	1	1										
Totals		34-64	8-23	12-19	8	34	42	20	88	19	6	8	7	200			

FG % 1st Half: 18-29 62.1% 2nd half: 16-35 45.7% Game: 34-64 53.1% Deadball Rebounds 3.1  
 3FG % 1st Half: 5-12 41.7% 2nd half: 3-11 27.3% Game: 8-23 34.8%  
 FT % 1st Half: 4-6 66.7% 2nd half: 8-13 61.5% Game: 12-19 63.2%

Officials: Karl Hess, Peter Juzenas, Glenn Tuitt  
 Technical fouls: Troy-Kevin Baker. Arkansas-None.  
 Attendance: 16416

Score by periods	1st	2nd	Total
Troy	25	38	63
Arkansas	45	43	88

Points	In	Off	2nd	Fast	Bench
TROY	Paint	T/O	Chance	Break	
AR	16	7	9	2	12
	15	17	12	19	33

Last FG - TROY 2nd-00:26, AR 2nd-00:05.  
 Largest lead - TROY by 6 1st-18:47, AR by 25 2nd-01:43.  
 TROY led for 04:10. AR led for 35:38. Game was tied for 00:12.

Score tied - 0 times.  
 Lead changed - 1 time.

# GAME 12

**Arkansas vs CSU Bakersfield**  
Dec. 27, 2017 at 7 p.m. at Fayetteville, Ark. (Bud Walton Arena)

CSU Bakersfield 68 • 7-8

#	Player	Total			3-Ptr			Rebounds			PF	TP	A	TO	Blk	Stl	Min
		FG-FGA	FG-FGA	FT-FTA	FG-FGA	FG-FGA	FT-FTA	Off	Def	Tot							
13	Shon Briggs	4-9	1-1	0-1	2	0	2	5	9	1	1	1	2	18			
15	Fallou Ndoye	2-2	0-0	2-2	2	4	6	4	6	0	4	1	0	26			
00	Jarkel Joiner	3-11	1-4	5-6	2	0	2	1	12	0	1	0	0	27			
01	Brent Wrapp	0-1	0-1	2-2	0	5	5	3	2	8	5	0	1	28			
02	Rickey Holden	3-13	1-6	4-5	2	1	3	1	11	1	2	0	1	34			
10	Justin Davis	4-8	1-3	2-3	2	3	5	4	11	1	1	0	0	18			
11	Justin McCall	0-3	0-0	0-0	0	0	0	0	0	0	0	0	0	5			
21	Greg Lee	1-3	0-2	0-0	1	0	1	0	2	1	1	0	0	6			
22	Moataz Aly	2-2	0-0	2-6	1	3	4	2	6	1	0	2	0	14			
23	Damiyne Durham	3-12	3-12	0-0	0	3	3	2	9	0	2	0	1	24			
Team					2	3	5										
Totals		22-64	7-29	17-25	14	22	36	22	68	13	17	4	5	200			

FG % 1st Half: 13-32 40.6% 2nd half: 9-32 28.1% Game: 22-64 34.4% Deadball Rebounds 6.2  
 3FG % 1st Half: 6-17 35.3% 2nd half: 1-12 8.3% Game: 7-29 24.1%  
 FT % 1st Half: 6-7 85.7% 2nd half: 11-18 61.1% Game: 17-25 68.0%

Arkansas 95 • 10-2

#	Player	Total			3-Ptr			Rebounds			PF	TP	A	TO	Blk	Stl	Min
		FG-FGA	FG-FGA	FT-FTA	FG-FGA	FG-FGA	FT-FTA	Off	Def	Tot							
10	Daniel Gafford	2-7	0-0	2-4	2	10	12	4	6	0	1	1	2	22			
13	Dustin Thomas	4-6	0-0	2-2	2	4	6	2	10	0	1	0	2	20			
00	Jaylen Barford	8-12	3-5	0-0	1	1	2	3	19	3	1	0	1	23			
04	Daryl Macon	4-6	2-4	6-8	0	3	3	2	16	8	0	0	2	31			
31	Anton Beard	4-12	3-8	4-4	1	2	3	3	15	1	1	1	0	26			
01	Trey Thompson	2-5	0-0	1-2	3	3	6	1	5	1	1	0	1	15			
02	Adrio Bailey	2-2	0-0	0-0	1	2	3	4	4	0	1	0	0	11			
05	Arlando Cook	1-2	0-0	0-0	1	1	2	0	2	0	0	0	0	10			
14	JT Plummer	0-0	0-0	0-0	0	0	0	0	0	0	0	0	0	1			
15	Jonathan Holmes	0-2	0-1	0-0	0	0	0	0	0	0	0	0	0	2			
20	Darius Hall	4-8	1-4	5-9	2	1	3	4	14	1	2	0	1	17			
22	Gabe Osabuohien	0-0	0-0	0-0	0	0	0	0	0	1	0	1	0	2			
23	C.J. Jones	1-6	1-5	1-2	0	2	2	1	4	0	1	0	1	20			
Team					4	1	5										
Totals		32-68	10-27	21-31	17	30	47	24	95	15	9	3	10	200			

FG % 1st Half: 16-37 43.2% 2nd half: 16-31 51.6% Game: 32-68 47.1% Deadball Rebounds 5  
 3FG % 1st Half: 3-13 23.1% 2nd half: 7-14 50.0% Game: 10-27 37.0%  
 FT % 1st Half: 7-10 70.0% 2nd half: 14-21 66.7% Game: 21-31 67.7%

Officials: Mike Nance, Owen Shortt, Nate Green  
 Technical fouls: CSU Bakersfield-None. Arkansas-Jaylen Barford; Anton Beard.  
 Attendance: 15829  
 Estimated Actual Attendance: 11,327  
 Fouled out: CSU Bakersfield #13, Briggs (4:44 2H)

Score by periods	1st	2nd	Total
CSU Bakersfield	38	30	68
Arkansas	42	53	95

Points	In	Off	2nd	Fast	Bench
CSUB	Paint	T/O	Chance	Break	
AR	22	9	16	8	28
	40	24	23	9	29

Last FG - CSUB 2nd-00:11, AR 2nd-00:01.  
 Largest lead - CSUB by 3 1st-18:42, AR by 27 2nd-00:23.  
 CSUB led for 01:25. AR led for 36:56. Game was tied for 01:39.

Score tied - 1 time.  
 Lead changed - 1 time.

# GAME 11

**Arkansas vs Oral Roberts**  
Dec. 19, 2017 at 7 p.m. at Fayetteville, Ark. (Bud Walton Arena)

Oral Roberts 69 • 4-10

#	Player	Total			3-Ptr			Rebounds			PF	TP	A	TO	Blk	Stl	Min
		FG-FGA	FG-FGA	FT-FTA	FG-FGA	FG-FGA	FT-FTA	Off	Def	Tot							
23	Emmanuel Nzekwesi	10-13	2-5	0-0	0	2	2	3	22	2	5	1	2	34			
25	Javan White	2-5	0-0	0-0	6	10	16	1	4	3	3	0	0	32			
52	Chris Miller	4-5	0-0	2-4	3	1	4	3	10	0	2	0	0	15			
10	Sam Kearns	1-7	1-6	0-0	0	1	1	1	3	4	3	0	0	25			
24	R.J. Fuqua	7-15	4-8	1-1	0	3	3	2	19	3	3	0	1	35			
03	Jontray Harris	1-4	0-2	0-0	0	2	2	0	2	2	3	0	0	22			
20	Spencer Sutton	1-2	1-2	0-0	0	0	0	4	3	2	4	0	0	12			
33	Emir Ahmedic	0-0	0-0	0-0	0	1	1	0	0	0	1	1	0	4			
44	Albert Owens	3-4	0-0	0-2	1	3	4	0	6	2	2	0	1	21			
Team					1	0	1										
Totals		29-55	8-23	3-7	11	23	34	14	69	18	27	2	4	200			

FG % 1st Half: 10-24 41.7% 2nd half: 19-31 61.3% Game: 29-55 52.7% Deadball Rebounds 2  
 3FG % 1st Half: 3-11 27.3% 2nd half: 5-12 41.7% Game: 8-23 34.8%  
 FT % 1st Half: 0-2 0.0% 2nd half: 3-5 60.0% Game: 3-7 42.9%

Arkansas 104 • 9-2

#	Player	Total			3-Ptr			Rebounds			PF	TP	A	TO	Blk	Stl	Min
		FG-FGA	FG-FGA	FT-FTA	FG-FGA</												



# » YEAR IN REVIEW

## GAME 13

Arkansas vs No. 19 Tennessee  
Dec. 30, 2017 at 12:00 p.m. at Fayetteville, Ark. (Bud Walton Arena)

### Tennessee 93 • 9-3, 0-1 SEC

#	Player	Total			3-Ptr			Rebounds			PF	TP	A	TO	Blk	Stl	Min
		FG-FGA	FG-FGA	FT-FTA	FG-FGA	FG-FGA	FT-FTA	Off	Def	Tot							
02	Grant Williams	f	5-13	0-1	2-4	3	3	6	5	12	1	2	2	1		34	
05	Admiral Schofield	f	4-10	4-6	4-4	0	7	7	5	16	1	2	0	0		27	
11	Kyle Alexander	f	2-2	0-0	0-0	2	4	6	5	4	0	1	1	0		22	
00	Jordan Bone	g	7-16	2-3	5-6	0	6	6	1	21	5	1	0	1		38	
23	Jordan Bowden	g	3-5	0-0	1-3	1	1	2	5	7	2	2	0	0		22	
01	Lamonte Turner	g	4-9	2-6	0-0	0	2	2	2	10	2	1	0	0		21	
03	James Daniel	g	5-10	3-7	4-5	0	2	2	2	17	4	2	0	2		35	
10	John Fulkerson	g	0-1	0-0	0-0	1	1	2	1	0	1	0	0	0		11	
15	Derrick Walker	g	1-1	0-0	0-0	1	2	3	0	2	1	1	0	0		6	
32	Chris Darrington	g	1-4	0-2	2-4	0	1	1	1	4	0	1	0	1		9	
	Team					3	1	4			1						
	Totals		32-71	11-25	18-26	11	30	41	27	93	17	14	3	5		225	

FG % 1st Half: 14-30 46.7% 2nd half: 11-29 37.9% OT: 7-12 58.3% Game: 32-71 45.1% Deadball Rebounds 7,1  
 3FG % 1st Half: 6-11 54.5% 2nd half: 2-9 22.2% OT: 3-5 60.0% Game: 11-25 44.0%  
 FT % 1st Half: 4-8 50.0% 2nd half: 11-15 73.3% OT: 3-3 100.0% Game: 18-26 69.2%

### Arkansas 95 • 11-2, 1-0 SEC

#	Player	Total			3-Ptr			Rebounds			PF	TP	A	TO	Blk	Stl	Min
		FG-FGA	FG-FGA	FT-FTA	FG-FGA	FG-FGA	FT-FTA	Off	Def	Tot							
10	Daniel Gafford	f	6-8	0-0	3-9	3	5	8	4	15	0	1	5	0		33	
13	Dustin Thomas	f	2-3	0-0	0-1	1	6	7	5	4	1	1	0	0		27	
00	Jaylen Barford	g	10-18	1-5	7-8	1	4	5	3	28	4	0	0	2		35	
04	Daryl Macon	g	10-18	5-9	8-8	0	3	3	1	33	3	3	0	0		41	
31	Anton Beard	g	3-7	2-3	2-3	0	4	4	5	10	1	2	0	1		42	
01	Trey Thompson	g	1-1	0-0	0-0	0	1	1	0	2	0	2	0	0		13	
02	Adrio Bailey	g	0-0	0-0	0-0	0	0	0	0	0	0	0	1	0		5	
05	Arlando Cook	g	0-0	0-0	1-2	0	2	2	1	1	0	0	0	0		13	
20	Darrious Hall	g	0-0	0-0	0-0	0	0	0	0	0	0	3	0	1		3	
23	C.J. Jones	g	1-6	0-3	0-2	1	2	3	1	2	0	0	1	0		13	
	Team					0	1	1									
	Totals		33-61	8-20	21-33	6	28	34	20	95	9	12	7	4		225	

FG % 1st Half: 13-30 43.3% 2nd half: 14-25 56.0% OT: 6-6 100.0% Game: 33-61 54.1% Deadball Rebounds 3,1  
 3FG % 1st Half: 4-11 36.4% 2nd half: 2-7 28.6% OT: 2-2 100.0% Game: 8-20 40.0%  
 FT % 1st Half: 1-4 25.0% 2nd half: 12-17 70.6% OT: 8-12 66.7% Game: 21-33 63.6%

Officials: Doug Shows, Patrick Evans, Will Howard  
 Technical fouls: Tennessee-None. Arkansas-None.  
 Attendance: 18696  
 Fouled out: Arkansas #13, Thomas (3:53 2H); #31, Beard (0:01.5 OT)  
 Tennessee #2, Williams (2:10 2H); #5, Schofield (3:22 OT)  
 Tennessee #23, Bowden (0:22 OT); #11, Alexander (0:13.8 OT)

Score by periods	1st	2nd	OT	Total
Tennessee	38	35	20	93
Arkansas	31	42	22	95

	In	Off	2nd	Fast	Bench
Points	30	10	11	16	33
Paint	38	18	11	19	5

Last FG - UT OT-00:08, AR OT-00:47.  
 Largest lead - UT by 10 1st-01:11, AR by 11 OT-00:47.  
 UT led for 38:23. AR led for 04:05. Game was tied for 02:32.  
 Score tied - 3 times.  
 Lead changed - 5 times.

## GAME 15

No. 22 Arkansas at Auburn  
Jan. 6, 2018 at 5:00 p.m. at Auburn, Ala. (Auburn Arena)

### Arkansas 77 • 11-4, 1-2

#	Player	Total			3-Ptr			Rebounds			PF	TP	A	TO	Blk	Stl	Min
		FG-FGA	FG-FGA	FT-FTA	FG-FGA	FG-FGA	FT-FTA	Off	Def	Tot							
10	Daniel Gafford	f	3-7	0-0	2-5	2	2	4	4	8	0	0	1	0		17	
13	Dustin Thomas	f	1-1	0-0	2-3	0	2	2	0	4	1	3	0	0		12	
00	Jaylen Barford	g	8-14	3-7	2-3	1	2	3	4	21	3	3	0	1		33	
04	Daryl Macon	g	3-11	0-5	4-4	0	2	2	0	10	2	1	0	3		38	
31	Anton Beard	g	5-12	1-5	0-0	0	1	1	4	11	1	1	0	0		26	
01	Trey Thompson	g	3-4	0-0	2-2	1	5	6	3	8	2	1	0	1		23	
02	Adrio Bailey	g	1-4	0-0	0-0	1	2	3	1	2	1	1	1	1		17	
05	Arlando Cook	g	2-3	0-0	0-0	2	3	5	0	4	1	0	2	0		10	
20	Darrious Hall	g	3-3	0-0	1-2	1	5	6	1	7	0	1	0	0		21	
23	C.J. Jones	g	1-3	0-2	0-0	1	0	1	0	2	2	0	0	0		3	
	Team					0	2	2									
	Totals		30-62	4-19	13-19	9	26	35	17	77	13	11	4	6		200	

FG % 1st Half: 13-31 41.9% 2nd half: 17-31 54.8% Game: 30-62 48.4% Deadball Rebounds 3,2  
 3FG % 1st Half: 1-9 11.1% 2nd half: 3-10 30.0% Game: 4-19 21.1%  
 FT % 1st Half: 3-6 50.0% 2nd half: 10-13 76.9% Game: 13-19 68.4%

### Auburn 88 • 14-1, 2-0

#	Player	Total			3-Ptr			Rebounds			PF	TP	A	TO	Blk	Stl	Min
		FG-FGA	FG-FGA	FT-FTA	FG-FGA	FG-FGA	FT-FTA	Off	Def	Tot							
13	Desean Murray	f	5-8	0-0	5-6	2	6	8	2	15	2	2	1	2		26	
24	Anfernee Mclemore	f	2-5	1-2	0-0	0	1	1	4	5	0	0	1	1		15	
01	Jared Harper	g	3-9	1-3	7-9	0	1	1	1	14	8	2	0	2		29	
02	Bryce Brown	g	4-9	3-6	2-2	0	0	0	3	13	1	0	0	0		30	
05	Mustapha Heron	g	7-14	3-4	0-1	2	4	6	1	17	0	1	0	0		28	
00	Horace Spencer	g	0-0	0-0	1-2	0	2	2	4	1	0	0	1	1		19	
04	Chuma Okeke	g	4-8	2-4	0-0	1	5	6	0	10	1	2	0	0		19	
10	Davion Mitchell	g	3-3	0-0	0-0	0	1	1	0	6	3	2	0	0		23	
14	Malik Dunbar	g	2-2	1-1	2-2	0	3	3	1	7	0	0	0	1		11	
	Team					0	2	2									
	Totals		30-58	11-20	17-22	5	25	30	16	88	15	9	3	7		200	

FG % 1st Half: 19-35 54.3% 2nd half: 11-23 47.8% Game: 30-58 51.7% Deadball Rebounds 0,1  
 3FG % 1st Half: 7-13 53.8% 2nd half: 4-7 57.1% Game: 11-20 55.0%  
 FT % 1st Half: 2-5 40.0% 2nd half: 15-17 88.2% Game: 17-22 77.3%

Officials: Doug Shows, Patrick Evans, Tim Gattis  
 Technical fouls: Arkansas-Daryl Macon. Auburn-None.  
 Attendance: 8950

Score by periods	1st	2nd	Total
Arkansas	30	47	77
Auburn	47	41	88

	In	Off	2nd	Fast	Bench
Points	40	9	9	15	23
Paint	36	16	4	10	24

Last FG - AR 2nd-00:24, AU 2nd-00:59.  
 Largest lead - AR None, AU by 21 2nd-11:24.  
 AR led for 00:00. AU led for 39:43. Game was tied for 00:16.  
 Score tied - 0 times.  
 Lead changed - 0 times.

## GAME 14

No. 22 Arkansas at Mississippi State  
Jan. 2, 2018 at 8:00 p.m. at Starkville, Miss. (Humphrey Coliseum)

### Arkansas 75 • 11-3, 1-1

#	Player	Total			3-Ptr			Rebounds			PF	TP	A	TO	Blk	Stl	Min
		FG-FGA	FG-FGA	FT-FTA	FG-FGA	FG-FGA	FT-FTA	Off	Def	Tot							
10	Daniel Gafford	f	8-11	0-0	1-3	1	4	5	3	17	2	3	1	0		32	
13	Dustin Thomas	f	0-2	0-0	0-0	1	4	5	2	0	4	1	0	0		18	
00	Jaylen Barford	g	4-15	0-6	3-4	3	4	7	4	11	5	2	0	0		38	
04	Daryl Macon	g	9-12	5-7	1-3	2	3	5	2	24	2	2	0	0		37	
31	Anton Beard	g	4-7	1-2	0-0	0	1	1	2	9	3	2	0	2		29	
01	Trey Thompson	g	0-1	0-0	0-0	0	4	4	3	0	1	2	2	0		8	
02	Adrio Bailey	g	5-7	0-0	0-2	0	4	6	5	10	0	0	0	1		18	
05	Arlando Cook	g	1-3	0-0	0-0	0	0	0	2	2	0	0	0	0		4	
20	Darrious Hall	g	1-2	0-0	0-0	1	2	3	1	2	0	0	0	0		6	
23	C.J. Jones	g	0-2	0-0	0-0	0	1	1	2	0	0	1	0	0		10	
	Team					2	0	2									
	Totals		32-62	6-15	5-12	12	27	39	26	75	17	13	3	3		200	

FG % 1st Half: 12-31 38.7% 2nd half: 20-31 64.5% Game: 32-62 51.6% Deadball Rebounds 3  
 3FG % 1st Half: 2-7 28.6% 2nd half: 4-8 50.0% Game: 6-15 40.0%  
 FT % 1st Half: 2-4 50.0% 2nd half: 3-8 37.5% Game: 5-12 41.7%

### Mississippi State 78 • 13-1, 1-0

#	Player	Total			3-Ptr			Rebounds			PF	TP	A	TO	Blk	Stl	Min
		FG-FGA	FG-FGA	FT-FTA	FG-FGA	FG-FGA	FT-FTA	Off	Def	Tot							
24	Abdul Ado	f	3-3	0-0	2-9	5	4	9	2	8	0	1	4	1		34	
35	Aric Holman	f	1-8	0-4	2-2	2	3	5	2	4	0	1	0	0		20	
00	Nick Weatherspoon	g	7-10	1-3	7-10	0	4	4	1	22	2	0	2	2		33	
11	Q Weatherspoon	g	7-13	2-4	6-8	5	2	7	4	22	2	2	1	3		33	
23	Tyson Carter	g	2-7	1-5	2-3	1	3	4	0	7	1	0	0	0		21	
01	Lamar Peters	g	4-9	0-3	1-2	0	2	2	1	9	3	1	0	1		23	
02	Eli Wright	g	0-4	0-0	0-0	0	0	0	0	0	0	0	0	0		10	
03	Xavian Stapleton	g	1-4	0-2	4-6	1	3	4	1	6	1	1	0	1		20	
45	E.J. Datcher	g	0-1	0-0	0-0	1	0	1	0	0	0						





# GAME 16

**Arkansas vs LSU**  
Jan. 10, 2018 at 8:00 p.m. at Fayetteville, Ark. (Bud Walton Arena)

LSU 75 • 11-4, 2-1 SEC

#	Player	Total			3-Ptr			Rebounds			PF	TP	A	TO	Blk	Stl	Min
		FG-FGA	FG-FGA	FT-FTA	Off	Def	Tot	Off	Def	Tot							
01	Duop Reath	f	5-10	0-0	1-1	1	5	6	1	11	1	5	2	0	0	25	
21	Aaron Epps	f	5-7	2-4	1-2	3	8	11	4	13	3	1	0	0	18		
03	Tremont Waters	g	3-10	0-4	2-5	0	5	5	1	8	2	0	0	0	36		
04	Skylar Mays	g	3-5	2-2	4-4	0	1	1	1	12	3	0	0	1	30		
05	Daryl Edwards	g	1-4	0-3	0-1	0	0	0	3	2	2	0	0	0	19		
00	Brandon Sampson		1-2	0-1	1-2	0	0	3	2	3	1	0	0	0	14		
02	Brandon Rachal		3-3	0-0	0-0	0	0	0	2	6	0	1	0	0	16		
10	Galen Alexander		0-0	0-0	0-0	0	1	1	0	0	0	0	0	0	2		
12	Marshall Graves		0-1	0-1	0-0	0	0	0	0	0	0	0	0	0	2		
14	Randy Onwuasor		4-6	0-1	4-4	1	4	5	1	12	0	0	0	0	17		
15	Reed Vial		0-1	0-1	0-0	0	0	0	0	0	0	0	0	0	2		
44	Wayde Sims		4-6	0-1	0-0	1	1	2	2	8	0	0	1	1	19		
Team						1	3	4									
Totals			29-55	4-18	13-19	7	31	38	17	75	18	9	3	2	200		

FG % 1st Half: 15-27 55.6% 2nd half: 14-28 50.0% Game: 29-55 52.7% Deadball Rebounds 1  
 3FG % 1st Half: 3-9 33.3% 2nd half: 1-9 11.1% Game: 4-18 22.2%  
 FT % 1st Half: 8-13 61.5% 2nd half: 5-6 83.3% Game: 13-19 68.4%

Arkansas 54 • 11-5, 1-3 SEC

#	Player	Total			3-Ptr			Rebounds			PF	TP	A	TO	Blk	Stl	Min
		FG-FGA	FG-FGA	FT-FTA	Off	Def	Tot	Off	Def	Tot							
02	Adrio Bailey	f	0-3	0-0	1-2	1	0	1	1	1	0	1	0	0	7		
10	Daniel Gafford	f	3-5	0-0	2-5	1	4	5	3	8	2	2	3	1	24		
00	Jaylen Barford	g	6-15	3-6	2-4	0	3	3	3	17	1	2	1	1	34		
04	Daryl Macon	g	2-7	1-4	4-5	0	4	4	2	9	4	3	0	0	34		
31	Anton Beard	g	1-6	0-2	0-0	0	0	0	3	2	1	0	0	0	33		
01	Trey Thompson		4-6	0-0	0-0	3	3	6	3	8	0	0	1	1	16		
05	Arlando Cook		0-0	0-0	0-0	1	3	4	0	0	1	1	0	0	13		
13	Dustin Thomas		0-2	0-0	0-0	0	1	1	1	0	0	0	0	0	4		
20	Darius Hall		1-7	0-3	3-4	3	2	5	1	5	1	1	0	0	21		
23	C.J. Jones		2-6	0-3	0-0	0	0	0	2	4	0	1	0	0	14		
Team						2	2	4									
Totals			19-57	4-18	12-20	11	22	33	20	54	10	11	5	3	200		

FG % 1st Half: 6-33 18.2% 2nd half: 13-24 54.2% Game: 19-57 33.3% Deadball Rebounds 4,2  
 3FG % 1st Half: 1-11 9.1% 2nd half: 3-7 42.9% Game: 4-18 22.2%  
 FT % 1st Half: 8-13 61.5% 2nd half: 3-7 57.1% Game: 12-20 60.0%

Officials: Anthony Jordan, Pat Adams, Ron Groover  
 Technical fouls: LSU-None. Arkansas-TEAM.  
 Attendance: 15199  
 Estimated Actual Attendance: 11,818

Score by periods	1st	2nd	Total
LSU	41	34	75
Arkansas	21	33	54

Last FG - LSU 2nd-02:29, AR 2nd-00:26.  
 Largest lead - LSU by 27 2nd-02:29, AR by 1 1st-19:37.  
 LSU led for 39:17. AR led for 00:20. Game was tied for 00:23.

Score tied - 0 times.  
 Lead changed - 1 time.

# GAME 18

**Arkansas at Florida**  
Jan. 17, 2018 at 6:00 p.m. at Gainesville, Fla. (Exactech Arena)

Arkansas 73 • 12-6, 2-4 SEC

#	Player	Total			3-Ptr			Rebounds			PF	TP	A	TO	Blk	Stl	Min
		FG-FGA	FG-FGA	FT-FTA	Off	Def	Tot	Off	Def	Tot							
10	Daniel Gafford	f	6-12	0-0	2-5	5	6	11	2	14	0	0	1	0	25		
13	Dustin Thomas	f	1-2	1-1	1-2	1	3	4	2	4	0	0	0	1	28		
00	Jaylen Barford	g	10-15	5-6	3-4	1	3	4	3	28	0	3	0	1	32		
04	Daryl Macon	g	6-15	1-5	0-0	0	6	6	3	13	5	4	0	0	36		
31	Anton Beard	g	1-6	0-1	0-0	1	0	1	1	2	3	0	0	0	13		
01	Trey Thompson		1-1	0-0	0-0	1	0	1	1	2	0	0	0	0	6		
02	Adrio Bailey		0-1	0-0	0-0	0	1	1	1	0	0	1	1	1	8		
05	Arlando Cook		0-2	0-0	0-2	0	0	0	1	0	0	0	0	0	13		
20	Darius Hall		2-6	0-1	0-2	0	2	2	4	4	0	0	0	0	18		
23	C.J. Jones		2-6	2-5	0-0	0	0	0	1	6	0	0	0	0	21		
Team						5	1	6									
Totals			29-66	9-19	6-15	14	22	36	19	73	10	8	2	3	200		

FG % 1st Half: 13-31 41.9% 2nd half: 16-35 45.7% Game: 29-66 43.9% Deadball Rebounds 2  
 3FG % 1st Half: 5-10 50.0% 2nd half: 4-9 44.4% Game: 9-19 47.4%  
 FT % 1st Half: 2-8 25.0% 2nd half: 4-7 57.1% Game: 6-15 40.0%

Florida 88 • 13-5, 5-1 SEC

#	Player	Total			3-Ptr			Rebounds			PF	TP	A	TO	Blk	Stl	Min
		FG-FGA	FG-FGA	FT-FTA	Off	Def	Tot	Off	Def	Tot							
13	Kevarrius Hayes	f	3-4	0-0	1-2	4	2	6	2	7	0	3	3	0	26		
25	Keith Stone	f	2-6	0-1	3-5	0	3	3	2	7	0	0	0	0	19		
04	Egor Koulechov	g	4-10	2-6	2-2	2	6	8	3	12	2	1	0	0	35		
05	KeVaughn Allen	g	8-12	6-7	6-6	1	3	4	0	28	1	2	2	0	34		
11	Chris Chiozza	g	2-7	1-2	2-2	0	2	2	4	7	9	1	0	3	26		
00	Mike Okauru		2-5	0-1	0-0	1	0	1	0	4	0	0	0	0	13		
03	Jalen Hudson		6-11	4-7	5-5	0	9	9	0	21	1	1	1	1	26		
21	Dontay Bassett		0-1	0-0	0-0	0	0	0	4	0	1	0	0	0	7		
24	Deaundrea Ballard		1-2	0-1	0-0	1	3	4	1	2	0	1	0	0	14		
Team						1	2	3									
Totals			28-58	13-25	19-22	10	30	40	16	88	14	9	6	4	200		

FG % 1st Half: 15-27 55.6% 2nd half: 13-31 41.9% Game: 28-58 48.3% Deadball Rebounds 1  
 3FG % 1st Half: 7-12 58.3% 2nd half: 6-13 46.2% Game: 13-25 52.0%  
 FT % 1st Half: 11-12 91.7% 2nd half: 8-10 80.0% Game: 19-22 86.4%

Officials: Joe Lindsay, Olandis Poole, Keith Kimble  
 Technical fouls: Arkansas-None. Florida-None.  
 Attendance: 9929

Score by periods	1st	2nd	Total
Arkansas	33	40	73
Florida	48	40	88

Last FG - AR 2nd-00:39, UF 2nd-00:49.  
 Largest lead - AR by 2 1st-15:24, UF by 21 2nd-04:01.  
 AR led for 00:58. UF led for 36:49. Game was tied for 02:13.

Score tied - 3 times.  
 Lead changed - 4 times.

# GAME 17

**Arkansas vs Missouri**  
Jan. 13, 2018 at 5:00 p.m. at Fayetteville, Ark. (Bud Walton Arena)

Missouri 63 • 12-5, 2-2 SEC

#	Player	Total			3-Ptr			Rebounds			PF	TP	A	TO	Blk	Stl	Min
		FG-FGA	FG-FGA	FT-FTA	Off	Def	Tot	Off	Def	Tot							
11	Jontay Porter	f	1-4	1-3	2-4	1	2	3	5	5	2	3	1	1	24		
21	Jordan Barnett	f	5-11	2-6	0-0	3	7	10	2	12	3	2	0	0	33		
23	Jeremiah Tilmon	g	2-6	0-0	0-2	2	2	4	5	4	0	3	0	0	18		
03	Kassius Robertson	g	9-15	6-11	2-2	1	7	8	1	26	1	2	0	0	39		
15	Jordan Geist	g	3-7	1-4	0-0	0	1	1	0	7	3	2	0	1	31		
01	Terrence Phillips		0-1	0-1	0-0	0	0	0	4	0	3	1	0	0	15		
14	Reed Nikko		0-0	0-0	0-0	1	0	1	0	0	0	0	0	0	7		
24	Kevin Puryear		0-2	0-0	6-6	0	1	1	3	6	0	2	0	0	19		
33	Cullen Vanleer		1-4	1-4	0-0	0	0	0	2	3	1	1	0	0	14		
Team						2	2	4									
Totals			21-50	11-29	10-14	10	22	32	22	63	13	16	1	5	200		

FG % 1st Half: 10-29 34.5% 2nd half: 11-21 52.4% Game: 21-50 42.0% Deadball Rebounds 1,1  
 3FG % 1st Half: 6-18 33.3% 2nd half: 5-11 45.5% Game: 11-29 37.9%  
 FT % 1st Half: 2-3 66.7% 2nd half: 8-11 72.7% Game: 10-14 71.4%

Arkansas 65 • 12-5, 2-3 SEC

#	Player	Total			3-Ptr			Rebounds			PF	TP	A	TO	Blk	Stl	Min
		FG-FGA	FG-FGA	FT-FTA	Off	Def	Tot	Off	Def	Tot							
10	Daniel Gafford	f	6-11	0-0	3-4	4	2	6	3	15	0	1	1	0	25		
13	Dustin Thomas	f	1-2	0-0	3-6	1	2	3	4	5	0	0	0	0	20		
20	Darius Hall	f	4-4	0-0	2-4	1	4	5	0	10	1	0	0	2	21		
00	Jaylen Barford	g	5-11	2-4	1-2	3	1	4	2	13	0	6	0	0	31		
31	Anton Beard	g	4-9	2-5	1-2	0	2	2	3	11	1	2	0	0	31		
01	Trey Thompson		1-2	0-0	1-2	1	1	2	2	3	2	1					



# » YEAR IN REVIEW

## GAME 19

Arkansas vs Ole Miss  
Jan. 20, 2018 at 2:30 p.m. at Fayetteville, Ark. (Bud Walton Arena)

### Ole Miss 93 • 10-9, 3-4 SEC

#	Player	Total		3-Ptr		Rebounds			PF	TP	A	TO	Blk	Stl	Min
		FG	FGA	FG	FGA	Off	Def	Tot							
02	Marcanvis Hymon	f	2-2	0-0	1-2	3	5	8	2	5	1	5	0	0	21
12	Bruce Stevens	f	5-9	1-3	4-4	3	1	4	5	15	3	2	0	0	26
01	Deandre Burnett	g	3-12	2-6	7-8	1	1	2	2	15	2	3	0	0	28
03	Terence Davis	g	10-15	5-8	5-6	1	4	5	4	30	0	0	1	1	34
04	Breoin Tyree	g	5-8	3-6	3-5	0	1	1	3	16	5	0	0	0	25
00	Devontae Shuler	g	1-4	0-3	2-2	0	1	1	4	4	3	2	0	2	17
05	Markel Crawford	g	1-6	0-2	0-0	0	2	2	0	2	3	0	0	3	29
13	Dominik Olejniczak	g	2-3	0-0	2-2	2	2	4	3	6	0	0	1	0	11
50	Justas Furmanavicius	g	0-1	0-1	0-0	0	0	0	1	0	0	1	1	1	9
	Team					2	1	3							
	Totals		29-60	11-29	24-29	12	18	30	24	93	17	13	3	7	200

FG % 1st Half: 13-28 46.4% 2nd half: 16-32 50.0% Game: 29-60 48.3% Deadball Rebounds 2,1  
 3FG % 1st Half: 4-12 33.3% 2nd half: 7-17 41.2% Game: 11-29 37.9%  
 FT % 1st Half: 8-10 80.0% 2nd half: 16-19 84.2% Game: 24-29 82.8%

### Arkansas 97 • 13-6, 3-4 SEC

#	Player	Total		3-Ptr		Rebounds			PF	TP	A	TO	Blk	Stl	Min
		FG	FGA	FG	FGA	Off	Def	Tot							
02	Adrio Bailey	f	1-1	0-0	0-2	0	0	0	4	2	2	0	1	1	23
10	Daniel Gafford	f	6-11	0-0	3-4	3	6	9	4	15	0	2	3	3	28
20	Darius Hall	f	1-2	1-1	8-8	2	1	3	4	11	0	2	0	0	13
00	Jaylen Barford	g	8-11	3-4	4-7	1	4	5	3	23	4	3	0	3	34
31	Anton Beard	g	2-8	1-4	2-2	0	2	2	2	7	5	1	0	2	30
01	Trey Thompson	g	1-1	0-0	0-0	0	4	4	2	2	0	0	0	0	12
04	Daryl Macon	g	3-8	3-8	11-12	0	0	0	2	20	6	2	0	0	29
05	Arlando Cook	g	3-4	0-0	0-0	1	2	3	0	6	1	1	0	0	16
23	C.J. Jones	g	4-7	3-5	0-0	0	2	2	0	11	0	2	0	0	15
	Team					1	0	1							
	Totals		29-53	11-22	28-35	8	21	29	21	97	18	14	4	9	200

FG % 1st Half: 16-27 59.3% 2nd half: 13-26 50.0% Game: 29-53 54.7% Deadball Rebounds 4,1  
 3FG % 1st Half: 4-12 33.3% 2nd half: 3-9 33.3% Game: 11-22 50.0%  
 FT % 1st Half: 10-13 76.9% 2nd half: 18-22 81.8% Game: 28-35 80.0%

Officials: Doug Shows, Garrick Shannon, Steven Anderson  
 Technical fouls: Ole Miss-Breoin Tyree. Arkansas-None.  
 Attendance: 18030  
 Fouled Out: Ole Miss, #12, Stevens (2H)

Score by periods	1st	2nd	Total
Ole Miss	38	55	93
Arkansas	50	47	97

	In	Off	2nd	Fast	Bench
Points	Paint	T/O	Chance	Break	
OM	32	18	22	8	12
AR	30	21	11	8	39

Last FG - OM 2nd-00:12, AR 2nd-04:04.  
 Largest lead - OM by 2 1st-14:42, AR by 16 1st-01:58.  
 OM led for 00:21. AR led for 39:09. Game was tied for 00:30.

Score tied - 1 time.  
 Lead changed - 2 times.

## GAME 21

Arkansas vs Oklahoma State  
Jan. 27, 2018 at 5 p.m. at Fayetteville, Ark. (Bud Walton Arena)

### Oklahoma State 65 • 13-8

#	Player	Total		3-Ptr		Rebounds			PF	TP	A	TO	Blk	Stl	Min
		FG	FGA	FG	FGA	Off	Def	Tot							
41	Mitchell Solomon	f	2-4	0-0	6-6	3	3	6	3	10	1	3	1	1	29
35	Yankuba Sima	c	2-2	0-0	1-2	1	1	2	3	5	1	2	1	0	19
00	Brandon Averette	g	4-11	1-3	1-3	0	4	4	1	10	4	4	0	0	36
21	Lindy Waters	g	4-8	3-7	6-7	1	6	7	3	17	1	5	0	1	34
30	Jeffrey Carroll	g	2-10	2-5	2-2	1	5	6	3	8	1	0	0	0	30
04	Thomas Dziagwa	g	1-9	1-8	0-0	0	0	0	0	3	0	1	0	0	16
12	Cameron Mcgriff	g	3-5	0-1	2-2	4	6	10	1	8	3	1	0	0	22
14	Lucas N'Guessan	g	1-2	0-0	0-1	1	0	1	2	2	0	0	0	0	11
33	Trey Reeves	g	1-1	0-0	0-0	0	0	0	0	2	0	0	0	0	3
	Team					2	1	3							
	Totals		20-52	7-24	18-23	13	26	39	16	65	11	16	2	2	200

FG % 1st Half: 15-30 50.0% 2nd half: 5-22 22.7% Game: 20-52 38.5% Deadball Rebounds 3,1  
 3FG % 1st Half: 6-16 37.5% 2nd half: 1-8 12.5% Game: 7-24 29.2%  
 FT % 1st Half: 4-6 66.7% 2nd half: 14-17 82.4% Game: 18-23 78.3%

### Arkansas 66 • 15-6

#	Player	Total		3-Ptr		Rebounds			PF	TP	A	TO	Blk	Stl	Min
		FG	FGA	FG	FGA	Off	Def	Tot							
02	Adrio Bailey	f	0-0	0-0	0-0	0	1	1	0	0	0	1	0	0	3
10	Daniel Gafford	f	3-7	0-0	0-2	2	2	4	4	6	0	1	1	0	14
20	Darius Hall	f	1-2	0-0	0-2	1	1	2	1	2	0	1	1	1	14
00	Jaylen Barford	g	2-11	2-6	0-1	0	0	0	3	6	3	1	1	2	28
31	Anton Beard	g	2-11	0-6	0-1	0	4	4	2	4	6	0	1	0	36
01	Trey Thompson	g	3-6	0-0	1-2	3	3	6	3	7	0	0	2	2	26
04	Daryl Macon	g	7-13	4-7	4-4	1	1	2	1	22	2	1	0	1	32
05	Arlando Cook	g	2-3	0-0	0-0	2	1	3	1	4	0	0	0	0	12
13	Dustin Thomas	g	2-5	0-0	5-6	3	7	10	2	9	3	3	1	3	25
23	C.J. Jones	g	2-3	2-3	0-0	0	0	0	2	6	0	0	0	0	10
	Team					2	0	2							
	Totals		24-61	8-22	10-18	14	20	34	19	66	14	9	7	9	200

FG % 1st Half: 13-31 41.9% 2nd half: 11-30 36.7% Game: 24-61 39.3% Deadball Rebounds 4,1  
 3FG % 1st Half: 5-10 50.0% 2nd half: 3-12 25.0% Game: 8-22 36.4%  
 FT % 1st Half: 1-4 25.0% 2nd half: 9-14 64.3% Game: 10-18 55.6%

Officials: Pat Adams, Ron Groover, Lee Cassell  
 Technical fouls: Oklahoma State-None. Arkansas-Jaylen Barford.  
 Attendance: 18057

Score by periods	1st	2nd	Total
Oklahoma State	40	25	65
Arkansas	32	34	66

	In	Off	2nd	Fast	Bench
Points	Paint	T/O	Chance	Break	
OSU	20	9	15	2	15
AR	30	20	23	11	48

Last FG - OSU 2nd-07:34, AR 2nd-00:16.  
 Largest lead - OSU by 13 1st-11:40, AR by 3 2nd-02:06.  
 OSU led for 32:30. AR led for 06:38. Game was tied for 00:52.

Score tied - 5 times.  
 Lead changed - 13 times.

## GAME 20

Arkansas at Georgia  
Jan. 23, 2018 at 5:30 p.m. at Athens, Ga. (Stegeman Coliseum)

### Arkansas 80 • 14-6, 4-4

#	Player	Total		3-Ptr		Rebounds			PF	TP	A	TO	Blk	Stl	Min
		FG	FGA	FG	FGA	Off	Def	Tot							
02	Adrio Bailey	f	0-0	0-0	0-0	1	1	2	1	0	0	0	0	0	9
10	Daniel Gafford	f	0-3	0-0	0-0	0	3	3	0	0	1	0	0	1	27
20	Darius Hall	f	3-5	1-1	0-0	1	2	3	0	7	0	1	0	0	23
00	Jaylen Barford	g	10-20	3-7	1-2	1	1	2	3	24	2	1	0	3	42
31	Anton Beard	g	3-6	1-3	1-1	2	2	4	4	8	4	1	0	0	38
01	Trey Thompson	g	1-3	0-0	1-2	2	2	4	2	3	2	1	2	2	29
04	Daryl Macon	g	7-14	5-10	6-6	0	3	3	3	25	1	5	0	0	33
05	Arlando Cook	g	0-1	0-0	0-0	0	3	3	1	0	0	1	0	0	6
13	Dustin Thomas	g	4-5	0-0	0-1	0	1	1	4	8	0	3	0	2	29
23	C.J. Jones	g	1-3	1-2	2-2	0	1	1	1	5	0	0	0	0	14
	Team					2	0	2							
	Totals		29-60	11-23	11-14	9	19	28	22	80	10	15	2	8	250

FG % 1st Half: 11-26 42.3% 2nd half: 14-23 60.9% OT: 4-11 36.4% Game: 29-60 48.3% Deadball Rebounds 2,1  
 3FG % 1st Half: 3-8 37.5% 2nd half: 4-8 50.0% OT: 4-7 57.1% Game: 11-23 47.8%  
 FT % 1st Half: 3-5 60.0% 2nd half: 3-3 100.0% OT: 5-6 83.3% Game: 11-14 78.6%

### Georgia 77 • 12-7, 3-5

#	Player	Total		3-Ptr		Rebounds			PF	TP	A	TO	Blk	Stl	Min
		FG	FGA	FG	FGA	Off	Def	Tot							
01	Yante Maten	f	6-16	1-2	13-16	7	8	15	1	26	3	3	2	1	46
20	Rayshaun Hammonds	f	0-3	0-3	0-0	1	1	2	2	0	3	0	0	0	16
34	Derek Ogbiede	f	2-6	0-0	1-2	1	4	5	2	5	3	2	1	0	22
00	William Jackson II	g	5-8	5-8	0-0	0	5	5	3	15	5	4	1	1	45
03	Juwan Parker	g	5-12	1-5	1-1	0	3	3	1	12	2	2	2	1	44
02	Jordan Harris	g	1-1	0-0	3-4	1	2	3	2	5	1	1	0	0	21
10	Teshaun Hightower	g	0-1	0-0	0-0	0	0	0	1	0	0	0	0	0	5
13	E'Torriion Wilridge	g	2-4	1-3	0-0	0	0	0	1	5	0	1	0	0	20
32	Mike Edwards	g	0-0	0-0	0-0	1	1	2	0	0	0	0	0	0	4
33	Nicolas Claxton	g	3-4	1-1	2-3	1	1	2	2	9	0	1	1	0	27
	Team					1	0	1							
	Totals		24-55	9-22	20-26	13	25	38	15	77	17	17	7	3	250

FG % 1st Half: 12-29 41.4% 2nd half: 8-18 44.4% OT: 4-8 50.0% Game: 24-55 43.6% Deadball Rebounds 5  
 3FG % 1st Half: 5-12 41.7% 2nd half: 3-7 42.9% OT: 1-3 33.3% Game: 9-22 40.9%  
 FT % 1st Half: 4-4 100.0% 2nd half: 11-13 84.6% OT: 5-9 55.6% Game: 20-26 76.9%





**GAME 22**

**Arkansas vs Texas A&M**  
Jan. 30, 2018 at 8 p.m. at College Station, Texas (Reed Arena)

**Arkansas 66 • 15-7, 4-5 SEC**

#	Player	Total			3-Ptr			Rebounds			PF	TP	A	TO	Blk	Stl	Min
		FG-FGA	FG-FGA	FT-FTA	FG-FGA	FG-FGA	FT-FTA	Off	Def	Tot							
00	Jaylen Barford	* 7-16	3-7	2-2	3	2	5	4	19	4	4	0	0	0	28		
05	Ariando Cook	* 0-3	0-0	0-0	0	1	1	0	0	0	0	0	1	13			
10	Daniel Gafford	* 2-4	0-0	1-2	2	2	4	4	5	0	0	1	0	20			
20	Darius Hall	* 6-6	1-1	0-2	0	7	7	2	13	1	4	1	2	35			
31	Anton Beard	* 2-9	1-4	2-4	2	1	3	2	7	2	3	0	1	25			
01	Trey Thompson	0-4	0-0	0-0	0	2	2	5	0	2	1	3	0	25			
04	Daryl Macon	7-16	3-9	3-3	1	3	4	2	20	4	1	0	2	31			
13	Dustin Thomas	1-2	0-0	0-0	0	3	3	2	0	0	2	1	18				
22	Gabe Osabuohien	0-0	0-0	0-0	0	0	0	0	0	0	0	0	1				
23	C.J. Jones	0-1	0-1	0-0	0	0	0	0	0	0	0	0	0	4			
	Team				0	1	1										
	Totals	25-61	8-22	8-13	8	22	30	22	66	13	13	7	7	200			

FG % 1st Half: 13-29 44.8% 2nd half: 12-32 37.5% Game: 25-61 41.0% Deadball Rebounds 4  
3FG % 1st Half: 2-9 22.2% 2nd half: 6-13 46.2% Game: 8-22 36.4%  
FT % 1st Half: 4-5 80.0% 2nd half: 4-8 50.0% Game: 8-13 61.5%

**Texas A&M 80 • 14-8, 3-6 SEC**

#	Player	Total			3-Ptr			Rebounds			PF	TP	A	TO	Blk	Stl	Min
		FG-FGA	FG-FGA	FT-FTA	FG-FGA	FG-FGA	FT-FTA	Off	Def	Tot							
01	DJ Hogg	* 3-7	3-6	2-2	0	1	1	1	11	4	3	0	0	32			
02	TJ Starks	* 5-8	4-5	2-4	0	4	4	0	16	5	4	0	0	22			
03	Admon Gilder	* 4-9	3-7	2-3	2	6	8	2	13	2	3	0	2	33			
34	Tyler Davis	* 6-12	0-1	3-8	11	2	13	2	15	0	0	1	0	34			
44	Robert Williams	* 5-6	0-0	0-2	1	6	7	3	10	4	2	3	1	19			
00	Jay Jay Chandler	1-6	0-3	2-2	1	0	1	1	4	0	1	0	0	11			
05	Savion Flagg	0-1	0-1	0-0	0	0	0	0	0	0	0	0	0	5			
10	Tonny Trocha-Morelos	1-3	0-1	2-2	1	4	5	2	4	1	0	0	0	23			
13	Duane Wilson	3-7	0-2	1-2	0	3	3	2	7	3	3	0	0	20			
15	Isiah Jasey	0-0	0-0	0-0	0	0	0	0	0	0	0	0	0	1			
	Team				0	3	3										
	Totals	28-59	10-26	14-25	16	29	45	13	80	19	16	4	3	200			

FG % 1st Half: 13-34 38.2% 2nd half: 15-25 60.0% Game: 28-59 47.5% Deadball Rebounds 4  
3FG % 1st Half: 3-14 21.4% 2nd half: 7-12 58.3% Game: 10-26 38.5%  
FT % 1st Half: 4-9 44.4% 2nd half: 10-16 62.5% Game: 14-25 56.0%

Officials: Doug Shows, Keith Kimble, Peter Juzenas  
Technical fouls: Arkansas-None. Texas A&M-None.  
Attendance: 8761

Score by periods	1st	2nd	Total
Arkansas	32	34	66
Texas A&M	33	47	80

Last FG - AR 2nd-00:06, TAMU 2nd-02:05.  
Largest lead - AR by 9 1st-14:14, TAMU by 21 2nd-13:37.  
AR led for 06:34. TAMU led for 30:50. Game was tied for 02:36.

Score tied - 5 times.  
Lead changed - 2 times.

**GAME 24**

**Arkansas vs South Carolina**  
Feb. 6, 2018 at 6 p.m. at Fayetteville, Ark. (Bud Walton Arena)

**South Carolina 65 • 13-11, 4-7 SEC**

#	Player	Total			3-Ptr			Rebounds			PF	TP	A	TO	Blk	Stl	Min
		FG-FGA	FG-FGA	FT-FTA	FG-FGA	FG-FGA	FT-FTA	Off	Def	Tot							
10	Justin Minaya	f 5-10	1-3	0-0	1	3	4	5	11	4	1	1	0	36			
21	Maik Kotsar	f 2-4	1-1	2-2	1	3	4	3	7	1	1	0	2	19			
30	Chris Silva	f 1-5	0-0	6-8	4	2	6	0	8	3	4	1	1	27			
02	Hassani Gravett	g 3-9	1-4	5-5	0	7	7	4	12	4	4	0	0	28			
23	Evan Hinson	g 0-0	0-0	0-0	2	2	4	2	0	0	2	0	0	8			
00	David Beatty	g 0-2	0-1	0-0	0	0	0	2	0	1	0	0	0	7			
01	Kory Holden	3-8	2-4	3-4	1	1	2	1	11	1	1	0	0	15			
05	Frank Booker	2-3	0-1	0-0	0	1	1	2	4	2	0	0	0	13			
12	Khadim Gueye	0-0	0-0	0-0	0	0	0	0	0	0	0	0	0	1			
13	Felipe Haase	4-8	1-4	0-0	0	1	1	3	9	1	3	0	1	25			
15	Wesley Myers	1-2	0-0	1-1	0	2	2	1	3	0	1	0	1	14			
33	Jason Cudd	0-0	0-0	0-0	0	0	0	0	0	0	0	0	0	7			
	Team				1	1	2										
	Totals	21-51	6-18	17-20	10	23	33	23	65	17	18	2	5	200			

FG % 1st Half: 11-24 45.8% 2nd half: 10-27 37.0% Game: 21-51 41.2% Deadball Rebounds 1,1  
3FG % 1st Half: 4-9 44.4% 2nd half: 2-9 22.2% Game: 6-18 33.3%  
FT % 1st Half: 12-15 80.0% 2nd half: 5-5 100.0% Game: 17-20 85.0%

**Arkansas 81 • 16-8, 5-6 SEC**

#	Player	Total			3-Ptr			Rebounds			PF	TP	A	TO	Blk	Stl	Min
		FG-FGA	FG-FGA	FT-FTA	FG-FGA	FG-FGA	FT-FTA	Off	Def	Tot							
02	Adrio Bailey	f 0-1	0-0	0-0	0	2	2	2	0	0	2	0	0	14			
10	Daniel Gafford	f 5-7	0-0	1-3	0	6	6	3	11	0	0	3	0	19			
00	Jaylen Barford	g 7-16	5-9	5-6	0	1	1	1	24	1	2	0	2	31			
04	Daryl Macon	g 5-12	3-7	12-13	0	1	1	2	25	4	1	0	3	33			
31	Anton Beard	g 2-5	0-1	1-2	0	0	0	2	5	2	1	0	1	22			
01	Trey Thompson	2-2	0-0	2-2	3	3	6	3	6	1	1	3	1	25			
05	Ariando Cook	0-1	0-0	0-0	0	0	0	0	0	0	2	0	0	5			
15	Jonathan Holmes	0-0	0-0	0-0	0	0	0	0	0	0	0	0	0	0+			
20	Darius Hall	1-3	0-0	1-2	1	1	2	1	3	0	1	1	1	15			
22	Gabe Osabuohien	0-0	0-0	0-0	1	3	4	3	0	2	2	0	0	17			
23	C.J. Jones	3-6	0-3	1-1	0	4	4	0	7	1	0	0	0	19			
	Team				2	1	3										
	Totals	25-53	8-20	23-29	7	22	29	17	81	11	13	7	8	200			

FG % 1st Half: 15-31 48.4% 2nd half: 10-22 45.5% Game: 25-53 47.2% Deadball Rebounds 3  
3FG % 1st Half: 4-12 33.3% 2nd half: 4-8 50.0% Game: 8-20 40.0%  
FT % 1st Half: 9-11 81.8% 2nd half: 14-18 77.8% Game: 23-29 79.3%

Officials: Michael Stephens, Kipp Kissingner, William Covington  
Technical fouls: South Carolina-None. Arkansas-None.  
Attendance: 14956  
Estimated Actual Attendance: 7,089  
Fouled Out: South Carolina #10, Minaya (0:10.7, 2H)

Score by periods	1st	2nd	Total
South Carolina	38	27	65
Arkansas	43	38	81

Last FG - SC 2nd-03:08, AR 2nd-04:25.  
Largest lead - SC by 5 1st-14:47, AR by 17 2nd-06:09.  
SC led for 04:31. AR led for 34:36. Game was tied for 00:53.

Score tied - 5 times.  
Lead changed - 6 times.

**GAME 23**

**Arkansas vs LSU**  
Feb. 3, 2018 at 2:30 p.m. at Baton Rouge, La. (Pete Maravich Assembly Center)

**Arkansas 86 • 15-8 (4-6)**

#	Player	Total			3-Ptr			Rebounds			PF	TP	A	TO	Blk	Stl	Min
		FG-FGA	FG-FGA	FT-FTA	FG-FGA	FG-FGA	FT-FTA	Off	Def	Tot							
10	Daniel Gafford	f 4-7	0-0	2-6	3	1	4	4	10	0	2	1	1	21			
13	Dustin Thomas	f 3-7	0-0	0-0	2	1	3	2	6	0	2	0	0	20			
00	Jaylen Barford	g 7-12	1-2	0-0	1	3	4	2	15	2	2	0	2	32			
04	Daryl Macon	g 7-12	2-4	6-6	0	2	2	4	22	5	2	0	0	34			
31	Anton Beard	g 3-4	0-1	5-5	0	4	4	4	11	3	2	0	2	30			
01	Trey Thompson	5-6	0-0	1-1	0	4	4	1	11	1	0	1	1	19			
02	Adrio Bailey	2-4	0-0	1-2	3	0	3	2	5	0	0	0	1	15			
05	Ariando Cook	2-4	0-0	0-0	0	0	0	0	4	0	0	0	1	5			
22	Darius Hall	0-1	0-0	2-4	1	3	4	0	2	0	0	0	0	17			
23	C.J. Jones	0-3	0-1	0-0	0	0	0	0	0	1	0	0	0	7			
	Team				2	0	2										
	Totals	33-60	3-8	17-24	12	18	30	19	86	12	11	2	8	200			

FG % 1st Half: 16-35 45.7% 2nd half: 17-25 68.0% Game: 33-60 55.0% Deadball Rebounds 5,1  
3FG % 1st Half: 1-5 20.0% 2nd half: 2-3 66.7% Game: 3-8 37.5%  
FT % 1st Half: 2-2 100.0% 2nd half: 15-22 68.2% Game: 17-24 70.8%

**LSU 94 • 13-9 (4-6)**

#	Player	Total			3-Ptr			Rebounds			PF	TP	A	TO	Blk	Stl	Min
		FG-FGA	FG-FGA	FT-FTA	FG-FGA	FG-FGA	FT-FTA	Off	Def	Tot							
01	Duop Reath	f 2-6	1-3	0-0	1	4	5	4	5	1	2	1	0	19			
21	Aaron Epps	f 6-9	2-4	2-2	4	1	5	4	16	1	1	2	0	32			
03	Tremont Waters	g 7-14	4-9	9-10	0	2	2	2	27	11	4	0	1	36			
04	Skyлар Mays	g 5-7	3-4	2-2	0	0	0	0	15	3	1	2	1	34			
14	Randy Onwuasor	g 0-0	0-0	0-0	0	0	0	0	2	0	0	0	0	6			
00	Brandon Sampson	3-7	2-4	5-6	0	3	3	1	13	0	3	0	0	25			
05	Daryl Edwards	4-7	3-6	3-3	1	2	3	4	14	0	0	0	0	20			
44	Wayde Sims	2-5	0-0	0-0	1	5	6	2	4	1	1	2	0	28			
	Team				1	0	1										
	Totals	29-55	15-30	21-23	8	17	25	19	94	17	12	7	2	200			

FG % 1st Half: 16-31 51.6% 2nd half: 13-24 54.2% Game: 29-55 52.7% Deadball Rebounds 1  
3FG % 1st Half: 8-18 44.4% 2nd half: 7-12 58.3% Game: 15-30 50.0%  
FT % 1st Half: 3-3 100.0% 2nd half: 18-20 90.0% Game: 21-23 91.3%

Officials: Tony Henderson, Glenn Tuit, Rob Rorke  
Technical fouls: Arkansas-None. LSU-None.  
Attendance: 9272

Score by periods	1st	2nd	Total
Arkansas	35	51	86
LSU	43	51	94

Last FG - AR 2nd-00:10, LSU 2nd-01:15.  
Largest lead - AR by 4 1st-18:36, LSU by 13 2nd-17:59.  
AR led for 06:3



GAME 25

Arkansas vs Vanderbilt
Feb. 10, 2018 at 7:30 p.m. at Fayetteville, Ark. (Bud Walton Arena)

Vanderbilt 54 • 9-16, 3-9 SEC

Statistical table for Vanderbilt vs Arkansas game, including FG, 3-PT, Rebounds, PF, TP, A, TO, Blk, Stl, Min for each player and team totals.

FG % 1st Half: 4-26 15.4% 2nd half: 10-30 33.3% Game: 14-56 25.0%
3FG % 1st Half: 1-14 7.1% 2nd half: 2-12 16.7% Game: 3-25 11.5%
FT % 1st Half: 12-12 100.0 2nd half: 11-17 64.7% Game: 23-29 79.3%

Arkansas 72 • 17-8, 6-6 SEC

Statistical table for Arkansas vs Vanderbilt game, including FG, 3-PT, Rebounds, PF, TP, A, TO, Blk, Stl, Min for each player and team totals.

FG % 1st Half: 10-26 38.5% 2nd half: 17-32 53.1% Game: 27-58 46.6%
3FG % 1st Half: 2-6 33.3% 2nd half: 7-11 63.6% Game: 9-17 52.9%
FT % 1st Half: 6-9 66.7% 2nd half: 3-7 42.9% Game: 9-16 56.3%

Officials: Karl Hess, Brian Shey, Steven Anderson
Technical fouls: Vanderbilt-TEAM, Arkansas-None.
Attendance: 17083
Estimated Actual Attendance: 11,524
Fouled out: Arkansas #20, Hall (1:14 2H)

Score by periods table showing 1st, 2nd, and Total scores for Vanderbilt and Arkansas.

Last FG - VU 2nd-02:36, AR 2nd-00:27.
Largest lead - VU by 6 1st-10:23, AR by 21 2nd-03:18.
VU led for 09:55, AR led for 28:45. Game was tied for 01:20.

Points In Off 2nd Fast
Paint T/O Chance Break Bench
VU 20 15 11 2 20
AR 22 12 4 14 12

Score tied - 0 times.
Lead changed - 3 times.



C.J. Jones scored 13 points off the bench to help the Razorbacks defeat #21 Texas A&M as part of a four-game win streak.

GAME 26

Arkansas at Ole Miss
Feb. 13, 2018 at 6 p.m. at Oxford, Miss. (The Pavilion at Ole Miss)

Arkansas 75 • 18-8, 7-6 SEC

Statistical table for Arkansas vs Ole Miss game, including FG, 3-PT, Rebounds, PF, TP, A, TO, Blk, Stl, Min for each player and team totals.

FG % 1st Half: 11-32 34.4% 2nd half: 15-30 50.0% Game: 26-62 41.9%
3FG % 1st Half: 4-14 28.6% 2nd half: 3-9 33.3% Game: 7-23 30.4%
FT % 1st Half: 8-12 66.7% 2nd half: 8-15 53.3% Game: 16-27 59.3%

Ole Miss 64 • 11-15, 4-9 SEC

Statistical table for Ole Miss vs Arkansas game, including FG, 3-PT, Rebounds, PF, TP, A, TO, Blk, Stl, Min for each player and team totals.

FG % 1st Half: 5-29 17.2% 2nd half: 13-33 39.4% Game: 18-62 29.0%
3FG % 1st Half: 2-12 16.7% 2nd half: 6-13 46.2% Game: 8-25 32.0%
FT % 1st Half: 11-17 64.7% 2nd half: 9-14 64.3% Game: 20-31 64.5%

Officials: Ron Groover, Mike Nance, Vladimir Voyard-Tadal

Technical fouls: Arkansas-None, Ole Miss-None.

Attendance: 6023

Score by periods table showing 1st, 2nd, and Total scores for Arkansas and Ole Miss.

Points In Off 2nd Fast
Paint T/O Chance Break Bench
AR 26 10 15 6 20
OM 18 8 8 7 9

Last FG - AR 2nd-01:43, OM 2nd-00:20.
Largest lead - AR by 18 2nd-03:00, OM by 6 1st-17:59.
AR led for 26:51, OM led for 12:41. Game was tied for 00:28.

Score tied - 2 times.
Lead changed - 1 time.

GAME 27

Arkansas vs No. 21 Texas A&M
Feb. 17, 2018 at 3 p.m. at Fayetteville, Ark. (Bud Walton Arena)

Texas A&M 75 • 17-10, 6-8 SEC

Statistical table for Texas A&M vs Arkansas game, including FG, 3-PT, Rebounds, PF, TP, A, TO, Blk, Stl, Min for each player and team totals.

FG % 1st Half: 11-26 42.3% 2nd half: 13-29 44.8% Game: 24-55 43.6%
3FG % 1st Half: 0-7 0.0% 2nd half: 4-10 40.0% Game: 4-17 23.5%
FT % 1st Half: 10-18 55.6% 2nd half: 13-17 76.5% Game: 23-35 65.7%

Arkansas 94 • 19-8, 8-6 SEC

Statistical table for Arkansas vs Texas A&M game, including FG, 3-PT, Rebounds, PF, TP, A, TO, Blk, Stl, Min for each player and team totals.

FG % 1st Half: 16-34 47.1% 2nd half: 19-37 51.4% Game: 35-71 49.3%
3FG % 1st Half: 4-12 33.3% 2nd half: 6-11 54.5% Game: 10-23 43.5%
FT % 1st Half: 7-10 70.0% 2nd half: 7-12 58.3% Game: 14-22 63.6%

Officials: Tony Greene, Chuck Jones, Wil Howard
Technical fouls: Texas A&M-None, Arkansas-None.
Attendance: 18097

Score by periods table showing 1st, 2nd, and Total scores for Texas A&M and Arkansas.

Points In Off 2nd Fast
Paint T/O Chance Break Bench
TAMU 32 10 14 10 8
AR 34 18 17 7 23

Last FG - TAMU 2nd-02:33, AR 2nd-01:56.
Largest lead - TAMU by 2 1st-18:32, AR by 19 2nd-00:38.
TAMU led for 00:24, AR led for 38:20. Game was tied for 01:16.

Score tied - 1 time.
Lead changed - 2 times.





**GAME 28**

**Arkansas vs Kentucky**  
Feb. 20, 2018 at 8 p.m. at Fayetteville, Ark. (Bud Walton Arena)

**Kentucky 87 • 19-9, 8-7 SEC**

#	Player	Total		3-Ptr		Rebounds			PF	TP	A	TO	Blk	Stl	Min
		FG-FGA	FG-FGA	FT-FTA	Off	Def	Tot								
04	Nick Richards	f	0-0	0-0	1-2	1	1	2	4	1	0	0	0	0	7
05	Kevin Knox	f	8-18	3-8	4-5	1	6	7	0	23	1	3	0	2	38
32	Wenyen Gabriel	f	2-6	1-2	0-0	2	0	2	3	5	1	0	2	1	15
03	Hamidou Diallo	g	0-1	0-1	2-2	0	1	1	2	2	0	1	0	1	10
22	Gilgeous-Alexander	g	6-12	2-3	4-4	2	3	5	0	18	7	2	0	0	39
00	Quade Green	g	4-12	2-7	2-2	2	4	6	2	12	4	1	0	0	34
01	Sacha Killeya-Jones	g	1-2	0-0	0-0	2	0	2	2	2	0	0	0	0	7
02	Jarred Vanderbilt	g	4-6	0-0	3-4	6	3	9	3	11	0	1	0	1	19
25	Pj Washington	g	6-10	0-0	1-1	2	8	10	3	13	3	3	2	2	31
	Team					0	2	2							
	<b>Totals</b>		<b>31-67</b>	<b>8-21</b>	<b>17-20</b>	<b>18</b>	<b>28</b>	<b>46</b>	<b>19</b>	<b>87</b>	<b>16</b>	<b>11</b>	<b>4</b>	<b>7</b>	<b>200</b>

FG % 1st Half: 16-34 47.1% 2nd half: 15-33 45.5% Game: 31-67 46.3% Deadball Rebounds 1,1  
3FG % 1st Half: 4-11 36.4% 2nd half: 4-10 40.0% Game: 8-21 38.1%  
FT % 1st Half: 7-9 77.8% 2nd half: 10-11 90.9% Game: 17-20 85.0%

**Arkansas 72 • 19-9, 8-7 SEC**

#	Player	Total		3-Ptr		Rebounds			PF	TP	A	TO	Blk	Stl	Min
		FG-FGA	FG-FGA	FT-FTA	Off	Def	Tot								
10	Daniel Gafford	f	2-6	0-0	5-9	2	3	5	2	9	1	1	4	0	23
13	Dustin Thomas	f	3-4	0-0	0-0	6	4	10	4	6	1	0	0	1	20
00	Jaylen Barford	g	4-16	2-7	2-2	1	0	1	2	12	1	0	1	0	30
04	Daryl Macon	g	8-16	4-9	6-7	0	1	1	2	26	1	1	0	0	32
31	Anton Beard	g	5-9	3-6	0-0	0	2	2	3	13	5	3	0	1	32
01	Trey Thompson	g	2-3	0-0	0-0	1	3	4	3	4	2	3	1	1	22
05	Arlando Cook	g	0-0	0-0	0-0	0	0	0	0	0	0	0	0	0	5
20	Darius Hall	g	0-3	0-1	0-0	0	1	1	2	0	1	0	1	0	17
22	Gabe Osabuohien	g	1-2	0-0	0-0	0	2	2	0	2	1	1	0	0	10
23	C.J. Jones	g	0-4	0-3	0-0	0	0	0	1	0	1	0	0	0	9
	Team					1	2	3							
	<b>Totals</b>		<b>25-63</b>	<b>9-26</b>	<b>13-18</b>	<b>11</b>	<b>18</b>	<b>29</b>	<b>19</b>	<b>72</b>	<b>14</b>	<b>9</b>	<b>7</b>	<b>3</b>	<b>200</b>

FG % 1st Half: 14-35 40.0% 2nd half: 11-28 39.3% Game: 25-63 39.7% Deadball Rebounds 3,2  
3FG % 1st Half: 8-19 42.1% 2nd half: 1-7 14.3% Game: 9-26 34.6%  
FT % 1st Half: 7-11 63.6% 2nd half: 6-7 85.7% Game: 13-18 72.2%

Officials: Joe Lindsay, Ted Valentine, Olandis Poole  
Technical fouls: Kentucky-None. Arkansas-None.  
Attendance: 18083

Score by periods	1st	2nd	Total
Kentucky	43	44	87
Arkansas	43	29	72

Points	In	Off	2nd	Fast	Bench
UK	Paint	T/O	Chance	Break	
UK	38	15	16	12	38
AR	26	9	16	11	6

Last FG - UK 2nd-00:30, AR 2nd-00:20.  
Largest lead - UK by 17 2nd-00:30, AR by 11 1st-17:01.  
UK led for 14:41, AR led for 18:39. Game was tied for 06:40.

Score tied - 12 times.  
Lead changed - 9 times.

**GAME 30**

**Arkansas vs No. 14 Auburn**  
Feb. 27, 2018 at 8 p.m. at Fayetteville, Ark. (Bud Walton Arena)

**Auburn 82 • 24-6, 12-5 SEC**

#	Player	Total		3-Ptr		Rebounds			PF	TP	A	TO	Blk	Stl	Min
		FG-FGA	FG-FGA	FT-FTA	Off	Def	Tot								
00	Horace Spencer	f	1-3	0-0	2-2	0	2	2	5	4	1	0	0	0	12
13	Desean Murray	f	1-4	0-1	1-2	1	3	4	4	3	1	1	0	0	21
01	Jared Harper	g	4-11	1-7	11-11	1	1	2	2	20	5	2	0	0	36
02	Bryce Brown	g	4-13	0-6	4-4	0	1	1	1	12	1	2	0	0	32
05	Mustapha Heron	g	8-21	3-7	9-11	3	5	8	3	28	0	1	0	2	35
04	Chuma Okeke	g	1-4	1-3	2-2	3	7	10	4	5	2	0	0	0	31
10	Davion Mitchell	g	1-3	1-2	2-2	0	2	2	2	5	1	1	0	0	17
14	Malik Dunbar	g	2-5	1-2	0-0	1	3	4	3	5	0	4	0	0	15
41	Cole Blackstock	g	0-0	0-0	0-0	0	0	0	1	0	0	0	0	0	1
	Team					3	1	4							
	<b>Totals</b>		<b>22-64</b>	<b>7-28</b>	<b>31-34</b>	<b>12</b>	<b>25</b>	<b>37</b>	<b>25</b>	<b>82</b>	<b>11</b>	<b>11</b>	<b>0</b>	<b>2</b>	<b>200</b>

FG % 1st Half: 11-32 34.4% 2nd half: 11-32 34.4% Game: 22-64 34.4% Deadball Rebounds 0,2  
3FG % 1st Half: 3-14 21.4% 2nd half: 4-14 28.6% Game: 7-28 25.0%  
FT % 1st Half: 17-19 89.5% 2nd half: 14-15 93.3% Game: 31-34 91.2%

**Arkansas 91 • 21-9, 10-7 SEC**

#	Player	Total		3-Ptr		Rebounds			PF	TP	A	TO	Blk	Stl	Min
		FG-FGA	FG-FGA	FT-FTA	Off	Def	Tot								
01	Trey Thompson	f	0-1	0-0	2-2	0	1	1	3	2	2	1	1	0	13
13	Dustin Thomas	f	1-2	0-0	0-0	0	2	2	2	2	1	1	0	0	8
00	Jaylen Barford	g	5-18	3-9	7-8	1	9	10	1	20	3	1	0	0	32
04	Daryl Macon	g	6-7	4-4	0-2	0	3	3	3	16	6	2	0	1	26
31	Anton Beard	g	2-6	1-3	0-0	0	4	4	3	11	5	2	0	1	32
02	Adrio Bailey	g	0-0	0-0	2-2	0	1	1	3	2	0	0	0	0	10
05	Arlando Cook	g	3-4	0-0	1-3	1	2	3	2	7	0	0	0	1	20
10	Daniel Gafford	g	10-15	0-0	1-4	4	6	10	1	21	2	3	7	0	27
14	JT Plummer	g	0-0	0-0	0-0	0	0	0	0	0	0	0	0	0	0+
15	Jonathan Holmes	g	0-0	0-0	0-0	0	0	0	0	0	0	0	0	0	0+
20	Darius Hall	g	1-1	0-0	0-0	0	2	2	1	2	0	0	0	1	11
22	Gabe Osabuohien	g	0-0	0-0	0-0	0	0	0	0	0	0	0	0	0	2
23	C.J. Jones	g	3-5	2-3	0-0	0	2	2	1	8	0	0	0	1	19
	Team					0	1	1							
	<b>Totals</b>		<b>31-59</b>	<b>10-19</b>	<b>19-30</b>	<b>6</b>	<b>33</b>	<b>39</b>	<b>20</b>	<b>91</b>	<b>19</b>	<b>11</b>	<b>8</b>	<b>5</b>	<b>200</b>

FG % 1st Half: 17-32 53.1% 2nd half: 14-27 51.9% Game: 31-59 52.5% Deadball Rebounds 6  
3FG % 1st Half: 7-10 70.0% 2nd half: 3-9 33.3% Game: 10-19 52.6%  
FT % 1st Half: 11-16 68.8% 2nd half: 8-14 57.1% Game: 19-30 63.3%

Officials: Anthony Jordan, Pat Adams, Ted Valentine  
Technical fouls: Auburn-None. Arkansas-None.  
Attendance: 15733  
Estimated Actual Attendance: 13,898  
Fouled Out: Auburn #0, Spencer @ 7:32 2H

Score by periods	1st	2nd	Total
Auburn	42	40	82
Arkansas	52	39	91

Points	In	Off	2nd	Fast	Bench
AU	Paint	T/O	Chance	Break	
AU	20	9	6	7	15
AR	26	16	6	17	40

Last FG - AU 2nd-03:05, AR 2nd-02:39.  
Largest lead - AU by 3 1st-19:21, AR by 19 2nd-17:48.  
AU led for 00:31, AR led for 37:56. Game was tied for 01:20.

Score tied - 1 time.  
Lead changed - 1 time.

**GAME 29**

**Arkansas at Alabama**  
Feb. 24, 2018 at 5 p.m. at Tuscaloosa, Ala. (Coleman Coliseum)

**Arkansas 76 • 20-9, 9-7**

#	Player	Total		3-Ptr		Rebounds			PF	TP	A	TO	Blk	Stl	Min	
		FG-FGA	FG-FGA	FT-FTA	Off	Def	Tot									
10	Daniel Gafford	f	4-12	0-0	3-4	5	2	7	4	11	1	0	0	0	20	
13	Dustin Thomas	f	4-5	0-0	3-4	1	1	2	3	11	1	0	0	1	19	
00	Jaylen Barford	g	4-7	2-3	0-0	0	2	2	4	10	0	4	0	1	29	
04	Daryl Macon	g	5-12	1-4	6-8	1	4	5	0	17	3	2	0	3	29	
31	Anton Beard	g	1-5	1-3	2-4	0	1	1	3	5	1	1	0	1	32	
01	Trey Thompson	g	0-1	0-0	0-0	1	6	7	0	0	5	2	1	0	20	
02	Adrio Bailey	g	3-4	0-0	1-1	3	2	5	1	7	1	1	1	0	13	
05	Arlando Cook	g	0-0	0-0	0-0	0	0	0	0	0	0	0	0	0	6	
20	Darius Hall	g	1-3	0-1	0-0	0	0	0	0	0	2	1	0	0	11	
22	Gabe Osabuohien	g	0-1	0-0	0-0	0	0	0	0	0	0	2	0	1	3	
23	C.J. Jones	g	5-7	3-3	0-0	0	0	0	0	0	1	13	0	1	0	18
	Team					2	5	7								
	<b>Totals</b>		<b>27-57</b>	<b>7-14</b>	<b>15-21</b>	<b>13</b>	<b>23</b>	<b>36</b>	<b>20</b>	<b>76</b>	<b>13</b>	<b>16</b>	<b>2</b>	<b>7</b>	<b>200</b>	

FG % 1st Half: 13-27 48.1% 2nd half: 14-30 46.7% Game: 27-57 47.4% Deadball Rebounds 4  
3FG % 1st Half: 4-7 57.1% 2nd half: 3-7 42.9% Game: 7-14 50.0%  
FT % 1st Half: 5-5 100.0% 2nd half: 10-16 62.5% Game: 15-21 71.4%

**Alabama 73 • 17-12, 8-8**

#	Player	Total		3-Ptr		Rebounds			PF	TP	A	TO	Blk	Stl	Min
		FG-FGA	FG-FGA	FT-FTA	Off	Def	Tot								
00	Donta Hall	f	2-5	0-0	0-3	3	5	8	2	4	1	1	3	1	29
25	Braxton Key	f	6-9	2-4	2-3	1	4	5	2	16	2	3	2	1	25
02	Collin Sexton	g	3-10	0-5	9-13	0	2	2	2	15	6	2	0	1	31
12	Dazon Ingram	g	4-7	2-5	3-4	0	2	2	4	13	2	3	2	1	30
23	John Petty	g	4-6	4-6	2-2	2	1	3	1	14	1	2	0	0	30
03	Alex Reese	g	2-6	2-4	0-0	1	0	1	0	6	0	1	1	1	15
04	Daniel Giddens	g	0-0	0-0	0-0	0	0								



GAME 31

Arkansas at Missouri
March 3, 2018 at 5 p.m. at Columbia, Mo. (Mizzou Arena)

Arkansas 67 • 21-10 (10-8)

Table with columns: #, Player, Total FG-FGA, 3-Ptr FG-FGA, FT-FTA, Rebounds (Off, Def, Tot), PF, TP, A, TO, Blk, Stl, Min. Includes team totals and game statistics.

FG % 1st Half: 11-29 37.9% 2nd half: 14-27 51.9% Game: 25-56 44.6%
3FG % 1st Half: 3-8 37.5% 2nd half: 2-7 28.6% Game: 5-15 33.3%
FT % 1st Half: 6-7 85.7% 2nd half: 6-8 75.0% Game: 12-15 80.0%

Missouri 77 • 20-11 (10-8)

Table with columns: #, Player, Total FG-FGA, 3-Ptr FG-FGA, FT-FTA, Rebounds (Off, Def, Tot), PF, TP, A, TO, Blk, Stl, Min. Includes team totals and game statistics.

FG % 1st Half: 13-32 40.6% 2nd half: 7-16 43.8% Game: 20-48 41.7%
3FG % 1st Half: 5-11 45.5% 2nd half: 5-13 38.5% Game: 10-24 41.7%
FT % 1st Half: 8-11 72.7% 2nd half: 19-22 86.4% Game: 27-33 81.8%

Officials: Tony Greene, Tony Henderson, Bart Lenox
Technical fouls: Arkansas-None, Missouri-None.
Attendance: 15061

Score by periods table with columns: 1st, 2nd, Total. Rows for Arkansas and Missouri.

Points, In Paint, Off T/O, 2nd Chance, Fast Break, Bench table with columns: Points, In Paint, Off T/O, 2nd Chance, Fast Break, Bench. Rows for AR and MIZ.

Last FG - AR 2nd-02:30, MIZ 2nd-01:10.
Largest lead - AR by 7 1st-13:36, MIZ by 12 2nd-06:04.
AR led for 07:20, MIZ led for 29:43. Game was tied for 02:57.

Score tied - 2 times.
Lead changed - 1 time.



In a win over #23 Florida in the SEC Tournament, Daniel Gafford (16 pts and 12 rebs) and Jaylen Barford (27 pts and 10 rebs) were two of four Razorbacks to score in double figures.

GAME 32

Arkansas vs South Carolina
March 8, 2018 at 8:30 p.m. at St. Louis, Mo. (Scottrade Center)

South Carolina 64 • 17-16; 7-11 SEC

Table with columns: #, Player, Total FG-FGA, 3-Ptr FG-FGA, FT-FTA, Rebounds (Off, Def, Tot), PF, TP, A, TO, Blk, Stl, Min. Includes team totals and game statistics.

FG % 1st Half: 11-30 36.7% 2nd half: 12-30 40.0% Game: 23-60 38.3%
3FG % 1st Half: 4-13 30.8% 2nd half: 4-12 33.3% Game: 8-25 32.0%
FT % 1st Half: 2-7 28.6% 2nd half: 8-9 88.9% Game: 10-16 62.5%

Arkansas 69 • 22-10; 10-8 SEC

Table with columns: #, Player, Total FG-FGA, 3-Ptr FG-FGA, FT-FTA, Rebounds (Off, Def, Tot), PF, TP, A, TO, Blk, Stl, Min. Includes team totals and game statistics.

FG % 1st Half: 10-25 40.0% 2nd half: 11-24 45.8% Game: 21-49 42.9%
3FG % 1st Half: 2-7 28.6% 2nd half: 2-6 33.3% Game: 4-13 30.8%
FT % 1st Half: 14-15 93.3% 2nd half: 9-11 81.8% Game: 23-26 88.5%

Officials: Anthony Jordan, Brian Shey, Vladimir Voyard-Tadal
Technical fouls: South Carolina-TEAM, Arkansas-None.
Attendance: 11752

Score by periods table with columns: 1st, 2nd, Total. Rows for South Carolina and Arkansas.

Points, In Paint, Off T/O, 2nd Chance, Fast Break, Bench table with columns: Points, In Paint, Off T/O, 2nd Chance, Fast Break, Bench. Rows for SC and AR.

Last FG - SC 2nd-02:35, AR 2nd-02:52.
Largest lead - SC by 2 1st-18:59, AR by 15 2nd-16:18.
SC led for 00:45, AR led for 35:22. Game was tied for 03:19.

Score tied - 2 times.
Lead changed - 1 time.

GAME 33

Arkansas vs Florida
March 9, 2018 at 8:30 p.m. at St. Louis, Mo. (Scottrade Center)

Arkansas 80 • 23-10; 10-8 SEC

Table with columns: #, Player, Total FG-FGA, 3-Ptr FG-FGA, FT-FTA, Rebounds (Off, Def, Tot), PF, TP, A, TO, Blk, Stl, Min. Includes team totals and game statistics.

FG % 1st Half: 13-32 40.6% 2nd half: 15-28 53.6% Game: 28-60 46.7%
3FG % 1st Half: 4-10 40.0% 2nd half: 4-9 44.4% Game: 8-19 42.1%
FT % 1st Half: 0-1 0.0% 2nd half: 16-23 69.6% Game: 16-24 66.7%

Florida 72 • 20-12; 11-7 SEC

Table with columns: #, Player, Total FG-FGA, 3-Ptr FG-FGA, FT-FTA, Rebounds (Off, Def, Tot), PF, TP, A, TO, Blk, Stl, Min. Includes team totals and game statistics.

FG % 1st Half: 11-25 44.0% 2nd half: 14-35 40.0% Game: 25-60 41.7%
3FG % 1st Half: 7-15 46.7% 2nd half: 6-17 35.3% Game: 13-32 40.6%
FT % 1st Half: 0-2 0.0% 2nd half: 9-12 75.0% Game: 9-14 64.3%

Officials: Doug Shows, Tony Henderson, Chuck Jones
Technical fouls: Arkansas-None, Florida-None.
Attendance: 14596

Score by periods table with columns: 1st, 2nd, Total. Rows for Arkansas and Florida.

Points, In Paint, Off T/O, 2nd Chance, Fast Break, Bench table with columns: Points, In Paint, Off T/O, 2nd Chance, Fast Break, Bench. Rows for AR and UF.

Last FG - AR 2nd-00:15, UF 2nd-00:12.
Largest lead - AR by 14 2nd-05:58, UF by 8 1st-12:49.
AR led for 18:05, UF led for 19:26. Game was tied for 02:29.

Score tied - 3 times.
Lead changed - 7 times.





# GAME 34

**Arkansas vs Tennessee**  
March 10, 2018 at 2:30 p.m. at St. Louis, Mo. (Scottrade Center)

## Arkansas 66 • 23-11; 10-8 SEC

#	Player	Total			3-Ptr			Rebounds			PF	TP	A	TO	Blk	Stl	Min
		FG-FGA	FG-FGA	FT-FTA	FG-FGA	FG-FGA	FT-FTA	Off	Def	Tot							
02	Adrio Bailey	f	0-3	0-0	0-0	0	1	1	3	0	0	0	0	0	0	12	
10	Daniel Gafford	f	3-4	0-0	2-6	1	4	5	1	8	0	2	0	0	0	24	
00	Jaylen Barford	g	4-8	3-6	3-4	0	1	1	2	14	1	2	2	0	0	29	
04	Daryl Macon	g	5-10	2-3	7-7	0	2	2	1	19	2	3	0	0	0	34	
31	Anton Beard	g	4-11	1-4	2-4	3	0	3	4	11	4	0	0	0	3	30	
01	Trey Thompson	g	0-0	0-0	0-0	2	2	4	0	0	0	0	0	0	0	20	
05	Arlando Cook	g	0-1	0-0	1-2	0	0	0	1	1	1	0	0	0	0	14	
20	Darrious Hall	g	3-8	0-0	5-6	5	2	7	4	11	0	3	0	0	0	21	
22	Gabe Osabuohien	g	0-0	0-0	0-0	0	0	0	1	0	0	0	0	0	0	3	
23	C.J. Jones	g	1-4	0-2	0-0	0	0	0	1	2	0	0	0	0	0	13	
Team																	
Totals			20-49	6-15	20-29	13	13	26	18	66	8	10	2	3	0	200	

FG % 1st Half: 10-26 38.5% 2nd half: 10-23 43.5% Game: 20-49 40.8% Deadball Rebounds 5  
 3FG % 1st Half: 3-7 42.9% 2nd half: 3-8 37.5% Game: 6-15 40.0%  
 FT % 1st Half: 6-7 85.7% 2nd half: 14-22 63.6% Game: 20-29 69.0%

## Tennessee 84 • 25-7; 13-5 SEC

#	Player	Total			3-Ptr			Rebounds			PF	TP	A	TO	Blk	Stl	Min
		FG-FGA	FG-FGA	FT-FTA	FG-FGA	FG-FGA	FT-FTA	Off	Def	Tot							
02	Grant Williams	f	2-5	0-0	8-9	3	2	5	3	12	4	2	1	0	0	28	
05	Admiral Schofield	f	6-13	2-2	2-2	0	7	7	4	16	2	2	1	0	0	27	
11	Kyle Alexander	f	5-7	0-0	2-2	5	2	7	3	12	0	0	2	0	0	24	
00	Jordan Bone	g	8-11	3-4	0-0	0	2	2	1	19	4	1	1	1	1	29	
23	Jordan Bowden	g	0-0	0-0	2-3	0	1	1	4	2	2	0	1	0	0	15	
01	Lamonte Turner	g	3-7	3-6	0-0	0	2	2	2	9	4	1	0	0	0	26	
03	James Daniel	g	3-4	3-4	3-4	0	1	1	2	12	0	0	0	0	0	22	
10	John Fulkerson	g	1-1	0-0	0-0	0	0	0	1	2	0	0	0	0	1	9	
13	Jalen Johnson	g	0-1	0-1	0-0	0	1	1	0	0	0	0	0	0	0	2	
15	Derrick Walker	g	0-0	0-0	0-0	0	0	0	1	0	0	0	0	0	0	9	
32	Chris Darrington	g	0-0	0-0	0-0	0	0	0	0	0	0	0	0	0	1	1	
35	Yves Pons	g	0-0	0-0	0-0	0	0	0	2	0	0	0	0	0	0	8	
Team																	
Totals			28-49	11-17	17-20	9	20	29	23	84	16	10	6	6	0	200	

FG % 1st Half: 19-25 76.0% 2nd half: 9-24 37.5% Game: 28-49 57.1% Deadball Rebounds 2  
 3FG % 1st Half: 7-8 87.5% 2nd half: 4-9 44.4% Game: 11-17 64.7%  
 FT % 1st Half: 3-4 75.0% 2nd half: 14-16 87.5% Game: 17-20 85.0%

Officials: Joe Lindsay, Anthony Jordan, Chuck Jones  
 Technical fouls: Arkansas-None, Tennessee-None.  
 Attendance: 18729

Score by periods	1st	2nd	Total
Arkansas	29	37	66
Tennessee	48	36	84

Last FG - AR 2nd-04:43, UT 2nd-01:16.  
 Largest lead - AR None, UT by 20 2nd-02:32.  
 AR led for 00:00. UT led for 39:54. Game was tied for 00:06.

Points	In	Off	2nd	Fast	Bench
AR	24	11	12	4	14
UT	22	14	19	6	23

Score tied - 0 times.  
 Lead changed - 0 times.

# GAME 35

**Arkansas vs Butler**  
March 16, 2018 at 3:20 p.m. at Detroit, Mich. (Little Caesars Arena)

## Butler 79 • 21-13

#	Player	Total			3-Ptr			Rebounds			PF	TP	A	TO	Blk	Stl	Min
		FG-FGA	FG-FGA	FT-FTA	FG-FGA	FG-FGA	FT-FTA	Off	Def	Tot							
02	Aaron Thompson	g	2-4	0-1	1-2	0	2	2	3	5	7	5	0	3	34		
03	Kamar Baldwin	g	9-17	2-3	4-4	1	8	9	3	24	5	1	0	1	36		
04	Tyler Wideman	g	3-8	0-1	1-2	5	4	9	4	7	1	2	0	1	25		
20	Paul Jorgensen	g	1-4	1-4	0-0	0	1	1	2	3	0	0	0	0	10		
05	Henry Baddley	g	0-2	0-1	0-0	1	0	1	1	0	0	1	0	0	10		
22	Sean Mcdermott	g	4-6	3-5	0-0	1	6	7	4	11	0	0	0	0	31		
30	Kelan Martin	g	9-16	5-11	4-4	0	9	9	1	27	1	5	0	0	39		
51	Nate Fowler	g	1-2	0-0	0-0	0	3	3	2	2	1	0	0	0	15		
Team																	
Totals			29-59	11-26	10-12	11	34	45	20	79	15	14	0	5	200		

FG % 1st Half: 14-34 41.2% 2nd half: 15-25 60.0% Game: 29-59 49.2% Deadball Rebounds 1  
 3FG % 1st Half: 6-14 42.9% 2nd half: 5-12 41.7% Game: 11-26 42.3%  
 FT % 1st Half: 2-4 50.0% 2nd half: 8-8 100.0% Game: 10-12 83.3%

## Arkansas 62 • 23-12

#	Player	Total			3-Ptr			Rebounds			PF	TP	A	TO	Blk	Stl	Min
		FG-FGA	FG-FGA	FT-FTA	FG-FGA	FG-FGA	FT-FTA	Off	Def	Tot							
00	Jaylen Barford	*	4-11	2-6	5-6	0	2	2	2	15	2	3	0	0	0	33	
02	Adrio Bailey	*	3-5	0-0	0-0	1	1	2	1	6	1	0	0	0	0	20	
04	Daryl Macon	*	3-10	1-6	5-5	0	3	3	1	12	4	1	0	2	34		
10	Daniel Gafford	*	2-9	0-0	3-4	2	3	5	2	7	0	0	3	0	0	21	
31	Anton Beard	*	1-4	0-1	4-5	0	0	0	2	6	0	1	0	0	0	25	
01	Trey Thompson	*	2-3	0-0	0-0	0	4	4	1	4	1	0	1	0	1	18	
05	Arlando Cook	*	2-2	0-0	0-1	0	2	2	2	4	1	0	0	1	13		
20	Darrious Hall	*	2-7	0-2	0-0	1	3	4	3	4	0	2	1	2	22		
22	Gabe Osabuohien	*	0-0	0-0	0-0	0	0	0	0	0	0	0	0	0	0	1	
23	C.J. Jones	*	1-5	1-3	1-2	0	1	1	0	4	0	0	1	0	0	13	
Team																	
Totals			20-56	4-18	18-23	5	20	25	14	62	9	7	6	6	0	200	

FG % 1st Half: 10-28 35.7% 2nd half: 10-28 35.7% Game: 20-56 35.7% Deadball Rebounds 2  
 3FG % 1st Half: 3-10 30.0% 2nd half: 1-8 12.5% Game: 4-18 22.2%  
 FT % 1st Half: 8-10 80.0% 2nd half: 10-13 76.9% Game: 18-23 78.3%

Officials: Roger Ayers, Jeb Hartness, Matt Potter  
 Technical fouls: Butler-None, Arkansas-None.  
 Attendance: 20163  
 NCAA EAST REGION FIRST ROUND - #7 ARKANSAS VS. #10 BUTLER  
 Butler vs Purdue in Second Round on Sunday

Score by periods	1st	2nd	Total
Butler	36	43	79
Arkansas	31	31	62

Points	In	Off	2nd	Fast	Bench
BUTLER	34	9	9	7	79
AR	22	9	7	9	16

Last FG - BUTLER 2nd-00:26, AR 2nd-00:50.  
 Largest lead - BUTLER by 19 1st-13:42, AR by 2 1st-03:48.  
 BUTLER led for 38:11. AR led for 00:25. Game was tied for 01:24.

Score tied - 1 time.  
 Lead changed - 2 times.



For the second straight year, Arkansas played in the NCAA Tournament, won at least 23 games and reached the semifinal at the SEC Tournament.



# FINAL SEC STANDINGS

	CONF	PCT.	HOME	AWAY	OVERALL	PCT.	HOME	ROAD	NEUTRAL	STRK
1. Auburn	13-5	.722	8-1	5-4	26-8	.765	15-1	7-4	4-3	L1
Tennessee	13-5	.722	8-1	5-4	26-9	.743	13-2	8-4	5-3	L1
3. Florida	11-7	.611	6-3	5-4	21-13	.618	12-5	5-4	4-4	L1
4. Arkansas	10-8	.556	7-2	3-6	23-12	.657	15-2	3-7	5-3	L2
Kentucky	10-8	.556	7-2	3-6	26-11	.703	16-2	4-6	6-3	L1
Missouri	10-8	.556	6-3	4-5	20-13	.606	13-3	5-6	2-4	L2
7. Mississippi State	9-9	.500	7-2	2-7	25-12	.676	19-2	4-8	2-2	L1
Texas A&M	9-9	.500	6-3	3-6	22-13	.629	13-3	4-7	5-3	L1
9. Alabama	8-10	.444	6-3	2-7	20-16	.556	12-5	2-8	6-2	L1
LSU	8-10	.444	6-3	2-7	18-15	.545	14-4	3-8	1-3	L1
11. South Carolina	7-11	.389	5-4	2-7	17-16	.515	10-5	4-8	3-3	L1
Georgia	7-11	.389	5-4	2-7	18-15	.545	11-4	4-9	3-2	L1
13. Vanderbilt	6-12	.333	5-4	1-8	12-20	.375	11-7	1-10	0-3	L1
14. Ole Miss	5-13	.278	4-5	1-8	12-20	.375	10-8	1-10	1-2	L4

## SEC WEEKLY AWARD WINNERS

- Nov. 13 Player: Admon Gilder, Texas A&M  
Frosh: Tremont Waters, LSU
- Nov. 20 Player: Egor Koulechov, Florida  
Frosh: John Petty, Alabama
- Nov. 27 Player: Jalen Hudson, Florida  
Frosh: Collin Sexton, Alabama
- Dec. 4 Player: Tyson Carter, Mississippi State  
Frosh: Chuma Okeke, Auburn
- Dec. 11 Player: Duop Reath, LSU  
Frosh: **DANIEL GAFFORD, ARKANSAS**
- Dec. 18 Player: **DARYL MACON, ARKANSAS**  
Frosh: Hamidou Diallo, Kentucky
- Dec. 25 Player: Yante Maten, Georgia  
Frosh: Savion Flagg, Texas A&M
- Jan. 1 Player: **DARYL MACON, ARKANSAS**  
Frosh: John Petty, Alabama
- Jan. 8 Player: Mustapha Heron, Auburn  
Frosh: Tremont Waters, LSU
- Jan. 15 Player: Grant Williams, Tennessee  
Frosh: Shai Gilgeous-Alexander, Kentucky
- Jan. 22 Co-Player: Jalen Hudson, Florida  
Co-Player: Tyler Davis, Texas A&M  
Frosh: **DANIEL GAFFORD, ARKANSAS**
- Jan. 29 Co-Player: **DARYL MACON, ARKANSAS**  
Co-Player: Mustapha Heron, Auburn  
Frosh: Kevin Knox, Kentucky
- Feb. 5 Player: Kassius Robertson, Missouri  
Frosh: Nick Weatherspoon, Mississippi State
- Feb. 12 Player: Kassius Robertson, Missouri  
Frosh: TJ Starks, Texas A&M
- Feb. 19 Player: Jeff Roberson, Vanderbilt  
Frosh: **DANIEL GAFFORD, ARKANSAS**
- Feb. 26 Co-Player: Lamar Peters, Mississippi State  
Co-Player: Admiral Schofield, Tennessee  
Frosh: Jarred Vanderbilt, Kentucky
- March 5 Co-Player: Jalen Hudson, Florida  
Co-Player: Admiral Schofield, Tennessee  
Frosh: Jontay Porter, Missouri

## SEC COMMUNITY SERVICE TEAM

- Braxton Key, Alabama Terence Davis, Ole Miss
- TREY THOMPSON, ARKANSAS** Aaron Epps, LSU
- Jared Harper, Auburn Jeremiah Tilmon, Missouri
- Kevarrius Hayes, Florida Djery Baptiste, Vanderbilt
- Tonny Trocha-Morelos, Texas A&M Yante Maten, Georgia
- Grant Williams, Tennessee Dillon Pulliam, Kentucky
- Khadim Gueye, S. Carolina Mitchell Storm, Miss. State

## SEC POSTSEASON RESULTS

### SEC TOURNAMENT

- Mar. 7 #12 Georgia def. #13 Vanderbilt 78-62
- #11 South Carolina def. #14 Ole Miss 85-84
- Mar. 8 #9 Alabama def. #8 Texas A&M 71-70
- #12 Georgia def. #5 Missouri 62-60
- #7 Mississippi State def. #10 LSU 80-77
- #6 ARKANSAS** def. #1 South Carolina 69-64
- Mar. 9 #9 Alabama def. #1 Auburn 81-61
- #4 Kentucky def. #12 Georgia 62-49
- #2 Tennessee def. #7 Mississippi St. 62-59
- #6 ARKANSAS** def. #3 Florida 80-72
- Mar. 10 #4 Kentucky def. #9 Alabama 86-83
- #2 Tennessee def. **#6 ARKANSAS** 84-66
- Mar. 11 #4 Kentucky def. #2 Tennessee 77-72

### NCAA TOURNAMENT

- 1st Rd #3 Tennessee def. #14 Wright State 73-47
- #5 Kentucky def. #12 Davidson 78-73
- #9 Alabama def. #8 Virginia Tech 86-83
- #6 Florida def. #1 St. Bonaventure 77-62
- #7 Texas A&M def. #10 Providence 73-69
- #10 Butler def. **#7 ARKANSAS** 79-62
- #4 Auburn def. #13 Col. of Charleston 62-58
- #9 Florida State def. #8 Missouri 67-54
- 2nd Rd #1 Villanova def. #9 Alabama 81-58
- #5 Kentucky def. #13 Buffalo 95-75
- #11 Loyola-Chicago def. #3 Tennessee 63-62
- #3 Texas Tech def. #6 Florida 69-66
- #7 Texas A&M def. #2 North Carolina 86-65
- #5 Clemson def. #4 Auburn 84-53
- Sw 16 #3 Michigan def. #7 Texas A&M 99-72
- #9 Kansas def. #5 Kentucky 61-58

### NIT

- 1st Rd #3 LSU def. Louisiana 84-76
- #4 Mississippi State def. Nebraska 66-59
- 2nd Rd #4 Mississippi State def. #1 Baylor 78-77
- #2 Utah def. #3 LSU 95-71
- 3rd Rd #4 Mississippi State def. #2 Louisville 79-56
- Semis #4 Penn St. def. #4 Mississippi State 75-60

## 2018 SEC POSTSEASON HONORS

### • COACHES •

#### FIRST TEAM ALL-SEC

#### **JAYLEN BARFORD, ARKANSAS**

- Chris Chiozza, Florida
- Yante Maten, Georgia
- Kevin Knox, Kentucky
- Kassius Robertson, Missouri
- Chris Silva, South Carolina
- Grant Williams, Tennessee
- Tyler Davis, Texas A&M

#### SECOND TEAM ALL-SEC

Collin Sexton, Alabama

#### **DARYL MACON, ARKANSAS**

- Bryce Brown, Auburn
- Jared Harper, Auburn
- Shai Gilgeous-Alexander, Kentucky
- Quinnndary Weatherspoon, Miss. State
- Admiral Schofield, Tennessee
- Jeff Roberson, Vanderbilt

#### ALL-FRESHMAN

Collin Sexton, Alabama

#### **DANIEL GAFFORD, ARKANSAS**

- Shai Gilgeous-Alexander, Kentucky
- Kevin Knox, Kentucky
- Tremont Waters, LSU
- Nick Weatherspoon, Miss. State
- Jontay Porter, Missouri
- TJ Starks, Texas A&M

#### ALL-DEFENSIVE

- Donta Hall, Alabama
- Anfernee McLemore, Auburn
- Chris Chiozza, Florida
- Chris Silva, South Carolina
- Robert Williams, Texas A&M

**Coach of the Year:** Rick Barnes, Tennessee

**Player of the Year:** Grant Williams, Tennessee

**Scholar-Athlete of the Year:** Juwan Parker, Georgia

**Co-Freshman of the Year:** Collin Sexton, Alabama & Kevin Knox, Kentucky

**Co-Sixth-Man of the Year:** Jontay Porter, Missouri & Lamonté Turner, Tennessee

**Co-Defensive Player of the Year:** Chris Silva, South Carolina & Robert Williams, Texas A&M

### • ASSOCIATED PRESS •

#### FIRST TEAM ALL-SEC

Bryce Brown, Auburn

#### **DARYL MACON, ARKANSAS**

- Yante Maten, Georgia
- Collin Sexton, Alabama
- Grant Williams, Tennessee

#### SECOND TEAM ALL-SEC

#### **JAYLEN BARFORD, ARKANSAS**

- Chris Chiozza, Florida
- Jared Harper, Auburn
- Mustapha Heron, Auburn
- Kassius Robertson, Missouri

**Player of the year:** Yante Maten, Georgia

**Coach of the year:** Rick Barnes, Tennessee

**Newcomer of the year:** Collin Sexton, Alabama





## SCORING

Player	Team	G	Pts.	Avg.
1. Yante Maten	Georgia	33	636	19.3
2. Collin Sexton	Alabama	33	632	19.2
<b>3. Jaylen Barford</b>	<b>Arkansas</b>	<b>35</b>	<b>628</b>	<b>17.9</b>
4. Jeff Roberson	Vanderbilt	32	542	16.9
<b>5. Daryl Macon</b>	<b>Arkansas</b>	<b>35</b>	<b>587</b>	<b>16.8</b>
6. Mustapha Heron	Auburn	32	526	16.4
7. Kassius Robertson	Missouri	33	537	16.3
8. Tremont Waters	LSU	33	525	15.9
9. Bryce Brown	Auburn	33	524	15.9
10. Kevin Knox	Kentucky	37	576	15.6

## REBOUNDING

Player	Team	G	Reb.	Avg.
1. Robert Williams	Texas A&M	30	277	9.2
2. Tyler Davis	Texas A&M	35	313	8.9
3. Yante Maten	Georgia	33	283	8.6
4. Chris Silva	South Carolina	33	264	8.0
5. Jeff Roberson	Vanderbilt	32	228	7.1
6. Jontay Porter	Missouri	33	224	6.8
7. Desean Murray	Auburn	34	229	6.7
8. Aric Holman	Mississippi State	37	249	6.7
9. Donta Hall	Alabama	34	224	6.6
10. Abdul Ado	Mississippi State	36	231	6.4

## FIELD GOAL PCT

Player	Team	G	FG-FGA	Pct.
1. Tyler Davis	Texas A&M	35	206-352	.585
2. Duop Reath	LSU	33	167-307	.544
3. Q Weatherspoon	Mississippi State	37	187-386	.484
4. Jeff Roberson	Vanderbilt	32	164-343	.478
5. Grant Williams	Tennessee	35	183-387	.473
<b>6. Jaylen Barford</b>	<b>Arkansas</b>	<b>35</b>	<b>224-477</b>	<b>.470</b>
7. Yante Maten	Georgia	33	207-446	.464
8. Jalen Hudson	Florida	34	179-393	.455
9. Collin Sexton	Alabama	33	196-438	.447
10. Admiral Schofield	Tennessee	35	177-396	.447



For the second straight year, a Razorback led the SEC in free throw percentage. Daryl Macon accomplished the feat in 2017-18, sinking 87.5 percent, while Dusty Hannahs sank a league-best 90.8 percent for the 2016-17 season.

## ASSISTS

Player	Team	G	Assists	Avg.
1. Chris Chiozza	Florida	34	208	6.1
2. Tremont Waters	LSU	33	198	6.0
3. Jared Harper	Auburn	34	185	5.4
4. S.Gilgeous-Alexander	Kentucky	37	189	5.1
5. Lamar Peters	Mississippi State	34	152	4.5
<b>6. Daryl Macon</b>	<b>Arkansas</b>	<b>35</b>	<b>138</b>	<b>3.9</b>
7. Deandre Burnett	Ole Miss	31	121	3.9
8. Collin Sexton	Alabama	33	119	3.6
9. Hassani Gravett	South Carolina	30	107	3.6
10. Jordan Bone	Tennessee	35	124	3.5

## STEALS

Player	Team	G	Steals	Avg.
1. Tremont Waters	LSU	33	67	2.0
2. Chris Chiozza	Florida	34	65	1.9
3. S.Gilgeous-Alexander	Kentucky	37	61	1.6
4. Skylar Mays	LSU	33	52	1.6
5. Lamar Peters	Mississippi State	34	50	1.5
6. Q Weatherspoon	Mississippi State	37	52	1.4
7. Herbert Jones	Alabama	35	44	1.3
8. Admon Gilder	Texas A&M	30	37	1.2
9. Saben Lee	Vanderbilt	32	39	1.2
10. Markel Crawford	Ole Mis	32	38	1.2
Mustapha Heron	Auburn	32	38	1.2

## FREE THROW PCT

Player	Team	G	FT-FTA	Pct.
<b>1. Daryl Macon</b>	<b>Arkansas</b>	<b>35</b>	<b>154-176</b>	<b>.875</b>
2. Jeff Roberson	Vanderbilt	32	152-178	.854
3. Desean Murray	Auburn	34	100-119	.840
4. Kevin Puryear	Missouri	33	84-102	.824
5. Jared Harper	Auburn	34	166-202	.822
6. S.Gilgeous-Alexander	Kentucky	37	143-175	.817
7. Mustapha Heron	Auburn	32	139-173	.803
8. Tremont Waters	LSU	33	117-146	.801
9. Deandre Burnett	Ole Miss	31	133-166	.801
10. Yante Maten	Georgia	33	193-241	.801

## BLOCKED SHOTS

Player	Team	G	Blocks	Avg.
1. Anfernee McLemore	Auburn	27	73	2.7
2. Robert Williams	Texas A&M	30	78	2.6
<b>3. Daniel Gafford</b>	<b>Arkansas</b>	<b>35</b>	<b>76</b>	<b>2.2</b>
4. Kevarrius Hayes	Florida	33	67	2.0
5. Donta Hall	Alabama	34	68	2.0
6. Abdul Ado	Mississippi State	36	67	1.9
7. Aric Holman	Mississippi State	37	66	1.8
8. Kyle Alexander	Tennessee	34	57	1.7
9. Jontay Porter	Missouri	33	55	1.7
10. Yante Maten	Georgia	33	49	1.5



Jaylen Barford led the SEC in 3-point field goal percentage (.433) as well as lead the league in field goals made (224).

### 3-POINT FG PCT

Player	Team	G	3FG-FGA	Pct.
1. Jaylen Barford	Arkansas	35	87-201	.433
2. Kassius Robertson	Missouri	33	105-243	.432
3. Daryl Macon	Arkansas	35	85-202	.421
4. Riley LaChance	Vanderbilt	32	81-194	.418
5. Jordan Barnett	Missouri	32	82-198	.414
6. Frank Booker	South Carolina	33	85-208	.409
7. Jalen Hudson	Florida	34	78-193	.404
8. Egor Koulechov	Florida	34	70-177	.395
Lamonte Turner	Tennessee	35	70-177	.395
10. Bryce Brown	Auburn	33	107-280	.382

### 3-POINT FG MADE

Player	Team	G	3FG Made	Avg.
1. Bryce Brown	Auburn	33	107	3.2
2. Kassius Robertson	Missouri	33	105	3.2
3. Frank Booker	South Carolina	33	85	2.6
4. Jordan Barnett	Missouri	32	82	2.6
5. Riley LaChance	Vanderbilt	32	81	2.5
6. John Petty	Alabama	36	90	2.5
7. Jaylen Barford	Arkansas	35	87	2.5
8. Daryl Macon	Arkansas	35	85	2.4
9. Jalen Hudson	Florida	34	78	2.3
10. Tremont Waters	LSU	33	72	2.2

### ASSIST/TURNOVER

Player	Team	G	Asst/Turn	Ratio
1. Chris Chiozza	Florida	34	208/61	3.4
2. Jordan Bone	Tennessee	35	124/44	2.8
3. Riley LaChance	Vanderbilt	32	103/40	2.6
4. Jared Harper	Auburn	34	185/72	2.6
5. Anton Beard	Arkansas	35	105/45	2.3
6. Daryl Macon	Arkansas	35	138/63	2.2
7. Tremont Waters	LSU	33	198/96	2.1
8. S.Gilgeous-Alexander	Kentucky	37	189/100	1.9
9. William Jackson II	Georgia	33	115/61	1.9
10. Deandre Burnett	Ole Miss	31	121/66	1.8

### ARKANSAS IN THE NCAA/SEC

	NCAA	SEC	NO.
3-pt Field Goal Attempts (351 ranked)	212	12	679
Assist Turnover Ratio (351 ranked)	40	2	1.31
Assists Per Game (351 ranked)	116	4	14.3
Blocked Shots Per Game (351 ranked)	34	8	4.7
Defensive Rebounds per Game (351 ranked)	236	11	24.46
Fewest Fouls (351 ranked)	331	13	701
Fewest Turnovers (351 ranked)	61	4	381
Field-Goal Percentage (351 ranked)	42	2	47.4
Field-Goal Percentage Defense (351 ranked)	115	11	43
Free Throw Attempts (351 ranked)	23	5	793
Free Throws Made (351 ranked)	50	6	540
Free-Throw Percentage (351 ranked)	291	12	68.1
Offensive Rebounds Per Game (351 ranked)	192	11	10.03
Personal Fouls Per Game (351 ranked)	303	13	20
Rebound Margin (351 ranked)	261	13	-1.6
Scoring Defense (351 ranked)	263	13	75.6
Scoring Margin (351 ranked)	100	6	4.9
Scoring Offense (351 ranked)	38	2	80.5
Steals Per Game (351 ranked)	169	8	6.2
Three Pt FG Defense (351 ranked)	230	12	35.7
Three-Point Field Goals Per Game (351 ranked)	169	8	7.7
Three-Point Field-Goal Percentage (351 ranked)	19	1	39.6
Total 3-point FGM (351 ranked)	124	6	269
Total Assists (351 ranked)	85	3	501
Total Blocks (351 ranked)	28	7	163
Total Rebounds (351 ranked)	122	11	1,207
Total Rebounds Per Game (351 ranked)	221	12	34.49
Total Steals (351 ranked)	119	7	218
Turnover Margin (346 ranked)	24	3	3.1
Turnovers Forced (351 ranked)	94	3	14
Turnovers Per Game (351 ranked)	24	2	10.9
Won-Lost Percentage (351 ranked)	71	5	65.7

### RAZORBACKS IN THE NCAA/SEC

	PLAYER	NCAA	SEC	NO.
3-pt Field Goal Attempts (245 ranked)	Daryl Macon	159	6	202
	Jaylen Barford	167	7	201
Assist Turnover Ratio (250 ranked)	Anton Beard	63	5	2.33
	Daryl Macon	85	6	2.19
Assists Per Game (250 ranked)	Daryl Macon	176	6	3.9
Blocked Shots Per Game (237 ranked)	Daniel Gafford	29	3	2.17
Field-Goal Percentage (250 ranked)	Jaylen Barford	174	6	47
Free Throw Attempts (245 ranked)	Daryl Macon	118	9	176
	Daniel Gafford	170	15	161
Free Throws Made (245 ranked)	Daryl Macon	62	6	154
Free-Throw Percentage (247 ranked)	Daryl Macon	30	1	87.5
Offensive Rebounds Per Game (250 ranked)	Daniel Gafford	209	11	2.2
Points Per Game (250 ranked)	Jaylen Barford	110	3	17.9
	Daryl Macon	182	5	16.8
3-pt Field Goals Per Game (249 ranked)	Jaylen Barford	132	7	2.49
	Daryl Macon	151	8	2.43
Total 3-point FGM (248 ranked)	Jaylen Barford	93	4	87
	Daryl Macon	105	5	85
Total Assists (244 ranked)	Daryl Macon	137	6	138
Total Blocks (242 ranked)	Daniel Gafford	22	2	76
Total Field Goal Attempts (248 ranked)	Jaylen Barford	62	1	477
Total Field Goals Made (248 ranked)	Jaylen Barford	54	1	224
Total Minutes (250 ranked)	Jaylen Barford	241	7	1094
Total Points (250 ranked)	Jaylen Barford	70	3	628
	Daryl Macon	108	4	587
Total Rebounds (249 ranked)	Daniel Gafford	228	14	217





## RAZORBACK HISTORY

---

### IN THIS SECTION

Bud Walton Arena/Barnhill Arena .....	84-87
Bud Walton Arena Records.....	88
History & Memorable Games .....	89-99
All-Americans.....	100-101
Honors & Awards.....	102-105
All-Time Final Rankings .....	106-107
Razorbacks In The NBA .....	108-109
Letterwinners.....	110-111
Hall of Fame/Hall of Honor.....	112





**THE BASKETBALL PALACE OF MID-AMERICA**

## BUD WALTON ARENA

Arkansas has played in Bud Walton Arena - The Basketball Palace of Mid-America - for 24 years and has drawn more than six million fans. In that time, it has ranked among national attendance leaders every season and the Hogs have won 81.1 percent of their home games.

When Arkansas joined the Southeastern Conference in August of 1990, then-Razorback Athletic Director Frank Broyles knew the athletic facilities had to be upgraded to contend in America's most nationally competitive league.

His attention turned immediately to basketball. The Hogs were very successful, coming off a Final Four trip earlier that year, but had just a 9,000-seat home, Barnhill Arena.

One day, Bud Walton, co-founder of Walmart, visited Broyles and asked him what Arkansas needed most to be competitive in the SEC. Broyles mentioned the need for additional basketball seats and was asked by Walton what a new arena would cost. The figure \$30 million was discussed and Walton offered to pay half. From that visit, Bud Walton Arena was born.

Groundbreaking to grand opening was accomplished in a remarkable 18 months. The Razorbacks played in Bud Walton for the first time in November of 1993. Everything went perfectly during the first full year. Not only did Arkansas sell out the arena, the Razorbacks were unbeaten in their new home (16-0) and won the 1994 National Championship.

The Hogs carry a 347-79 (.814) record into the 2018-19 season.

In 25 seasons, Arkansas has an all-time average attendance of 16,035 in Bud Walton Arena. Arkansas has ranked in the top 30 nationally in attendance every year in BWA.

Entering the 2018-19 campaign, Arkansas has a combined mark of 651-173 in its last two home arenas for an outstanding home winning percentage of .790 over the last 61 years.

Bud Walton Arena houses the Tommy Boyer Hall of Champions (pictured right) that includes a tribute to Arkansas' 1994 NCAA Championship and multiple Final Four appearances as well as the history of Razorback basketball, track and field, baseball, tennis and golf. Eye-catching displays that were recently updated on the concourse level salute Razorback highlights.

Enhancements prior to the 2009 season included the addition of courtside seating, electronic signage at the scorer's table, new retractable seats in the lower level,

electronic ribbon boards along the bottom of the upper deck, replacing the Razorback on the court with the classic Razorback logo and opening up the student section by converting it from chairback seats to benches.

Eight suites were added prior to the 2008 season, raising the total to 47.

The Razorbacks received an expanded locker room in 2005, which was redesigned in 2012 and includes a lounge with a spacious meeting area.

In the summer of 2015, a \$4 million investment was made to the arena to maximize fan experience. Fans will immediately notice a new center hung video board with four LED displays that will give Bud Walton Arena the largest video display of any basketball facility in the country. To go along with the visual enhancements, a brand new sound system was also installed to enhance volume and clarity for every seat in the arena.

As captivating as the displays, museum and championship banners are, the aspect of the facility demanding the most attention is spirit. Every game still produces an NCAA Tournament-type atmosphere with the exception of the crowd, which is anything but neutral.

According to Rosser International in Atlanta, when the arena was built, there were more seats in less space than in any such facility in the world. It's no wonder the noise level can be absolutely ear-splitting.

From pre-game to post-game, Bud Walton Arena is perfectly choreographed with the band, the spirit groups, the lighting system, the public address, the scoreboard and the team. Each game at Bud Walton Arena is a rich experience, leaving Razorback fans hungry for more.








## ARKANSAS' ALL-TIME RECORD AT BWA

Year	Record	SEC Record	Attendance	Average	Natl Rk
1994	16-0 (.1000)	8-0 (1.000)	322,146	20,134	4th
1995	14-1 (.933)	7-1 (.875)	301,212	20,081	4th
1996	14-4 (.778)	6-2 (.750)	346,698	19,261	5th
1997	15-3 (.833)	6-2 (.750)	329,540	18,308	5th*
1998	15-0 (1.000)	8-0 (1.000)	291,089	19,406	4th
1999	14-2 (.875)	6-2 (.750)	292,704	18,294	5th
2000	9-5 (.643)	5-3 (.625)	249,300	17,807	6th
2001	16-2 (.889)	7-1 (.875)	292,057	16,225	9th
2002	11-5 (.688)	5-3 (.625)	241,033	15,065	13th
2003	8-8 (.563)	3-5 (.375)	236,638	14,790	14th
2004	10-6 (.625)	4-4 (.500)	236,676	14,792	13th
2005	13-3 (.813)	5-3 (.625)	252,608	15,788	9th
2006	15-1 (.938)	7-1 (.875)	239,336	14,958	12th
2007	13-3 (.813)	5-3 (.625)	267,520	16,720	9th
2008	15-1 (.938)	7-1 (.875)	274,360	17,148	8th
2009	12-6 (.667)	2-6 (.250)	288,781	16,043	11th
2010	12-9 (.571)	5-3 (.625)	276,821	13,182	25th
2011	15-3 (.833)	5-3 (.625)	216,398	12,022	29th
2012	17-3 (.850)	5-3 (.625)	262,329	13,116	23rd
2013	17-1 (.944)	9-0 (1.000)	251,968	13,998	20th
2014	17-2 (.894)	7-2 (.778)	269,838	14,202	21st
2015	16-2 (.889)	7-2 (.778)	283,485	15,750	11th
2016	13-4 (.764)	6-3 (.667)	258,705	15,218	12th
2017	15-3 (.833)	6-3 (.667)	274,446	15,247	12th
2018	15-2 (.882)	7-2 (.778)	275,084	16,181	10th
<b>Totals</b>	<b>347-79 (.814)</b>	<b>148-58 (.718)</b>	<b>6,830,772</b>	<b>16,035</b>	

25 straight years in top 30 in national attendance

\*National rank based on regular-season average of 19,321



*The key contributor to Arkansas' world-class facility, Bud Walton.*






## BUD WALTON ARENA

*Crowds of 20,000-Plus*

Rk	Attendance	Opponent	Date
1.	20,320	Kentucky	01/26/97
2.	20,298	Auburn	02/24/99
	20,298	Kentucky	01/29/95
4.	20,275	Alabama	01/24/98
5.	20,274	Georgia	03/03/01
6.	20,272	Auburn	03/04/95
7.	20,270	Cincinnati	12/09/95
8.	20,268	Kentucky	01/29/05
	20,268	Alabama	01/24/95
10.	20,266	Kentucky	02/25/01
11.	20,264	LSU	01/31/95
12.	20,262	Alabama	02/16/94
13.	20,260	Memphis	02/09/95
14.	20,258	Missouri	12/06/97
	20,258	Ole Miss	02/18/95
16.	20,256	Missouri	12/05/95
17.	20,248	Ole Miss	02/05/98
	20,248	Alabama	02/28/96
19.	20,246	Vanderbilt	02/01/94
20.	20,242	Mississippi State	01/11/95
	20,242	Auburn	02/21/98
	20,242	Tulsa	12/23/94
23.	20,230	Florida	02/12/94
24.	20,224	Mississippi State	03/05/94
25.	20,214	Tennessee	01/07/95
26.	20,212	Missouri	12/2/93
27.	20,208	Louisville	12/21/96
	20,208	Auburn	02/26/94
	20,208	LSU	01/11/94
30.	20,202	South Carolina	02/18/98
31.	20,198	Kentucky	02/20/99
32.	20,190	Georgia	02/15/97
33.	20,186	Providence	01/23/99
34.	20,184	Mississippi State	02/13/99
	20,184	Delaware State	12/11/93
36.	20,168	Georgia	01/16/99
	20,168	Montevallo	02/25/95
38.	20,164	Vanderbilt	02/07/98
39.	20,162	Mississippi State	01/20/96
40.	20,158	LSU	01/30/96
41.	20,118	South Carolina	01/22/94
42.	20,114	LSU	01/27/99
	20,104	Ole Miss	01/09/98
	20,104	LSU	01/11/97
	20,104	Arizona	11/17/95
46.	20,102	Murray State	12/10/94
47.	20,098	Texas Southern	12/28/93
48.	20,096	Ole Miss	01/05/94
49.	20,084	Jackson State	12/18/93
50.	20,068	Tennessee	02/02/99
51.	20,048	Murray State	11/29/93
52.	20,034	Montevallo	02/05/94
53.	20,018	Florida A&M	12/21/94
54.	20,014	Centenary	12/06/94
55.	20,008	SMU	01/03/94
56.	20,006	Memphis	02/01/97
57.	20,002	UL Monroe	11/15/95



*Corliss Williamson led Arkansas in scoring in the final game at Barnhill Arena and the first game at Bud Walton Arena.*

## HOME GAME RECORDS

**Most Individual Points:** 51, Rotnei Clarke vs. Alcorn St., 11/13/10

**Team:** 166, vs. U.S. International, 12/09/89

**Combined Teams:** 267 (UA 166, U.S. International 101), 12/09/89

**Most Individual Field Goals:** 20, Dean Tolson vs. Texas A&M, 03/02/74

**Team:** 68, vs. U.S. International, 12/09/89

**Combined Teams:** 108 (UA 68, U.S. International 40), 12/09/89

**Most Individual Field Goals Attempted:** 36, Dean Tolson vs. Texas A&M, 03/02/74

**Team:** 101, vs. U.S. International, 12/09/89

**Combined Teams:** 201 (UA 97, Western Kentucky 104), 12/03/74

**Most Individual Free Throws:** 22, Martin Terry vs. Texas A&M, 01/22/72

**Team:** 55, vs. Rice, 02/05/72

**Combined Teams:** 96 (UA 55, Rice 41), 02/05/72

**Most Individual Rebounds:** 23, Nick Davis vs. Jackson St., 11/21/97

**Team:** 77, vs. Jackson St., 11/22/02

**Combined Teams:** 114 (UA 50, Western Kentucky 64), 02/03/74





The Razorbacks were 304-94 in 36 seasons in Barnhill Arena, winning the final 26 Southwest Conference (SWC) games played there.

**BARNHILL ARENA** (Arkansas' home from 1958-1993)

Year	Record	Conference	Avg. Att.
1958	9-2 (.818)	6-1 (.857)	NA
1959	5-4 (.556)	4-3 (.571)	NA
1960	7-4 (.636)	4-3 (.571)	NA
1961	8-2 (.800)	5-2 (.714)	NA
1962	7-3 (.700)	4-3 (.571)	NA
1963	6-3 (.667)	5-2 (.714)	NA
1964	6-5 (.545)	4-3 (.571)	NA
1965	5-5 (.500)	3-3 (.500)	NA
1966	9-1 (.900)	6-1 (.857)	NA
1967	3-5 (.375)	3-3 (.500)	NA
1968	5-4 (.556)	5-2 (.714)	NA
1969	5-5 (.500)	3-3 (.500)	NA
1970	3-4 (.429)	3-3 (.500)	NA
1971	3-11 (.214)	0-7 (.000)	NA
1972	7-4 (.636)	4-3 (.571)	NA
1973	9-5 (.643)	5-2 (.714)	NA
1974	8-4 (.667)	5-2 (.714)	NA
1975	12-2 (.857)	7-0 (1.000)	NA
1976	11-1 (.917)	6-1 (.857)	NA
1977	11-0 (1.000)	7-0 (1.000)	NA
1978	12-0 (1.000)	7-0 (1.000)	6,305

Year	Record	Conference	Avg. Att.
1979	10-2 (.833)	6-2 (.750)	9,125
1980	12-0 (1.000)	8-0 (1.000)	9,129
1981	10-1 (.909)	7-1 (.875)	9,182
1982	11-0 (1.000)	8-0 (1.000)	9,198
1983	11-1 (.917)	7-1 (.875)	9,147
1984	11-0 (1.000)	8-0 (1.000)	8,840
1985	10-1 (.909)	7-1 (.875)	8,925
1986	4-7 (.364)	2-6 (.250)	8,641
1987	10-2 (.833)	6-2 (.750)	8,978
1988	11-1 (.917)	7-1 (.875)	8,725
1989	11-0 (1.000)	8-0 (1.000)	9,083
1990	10-1 (.909)	8-0 (1.000)	9,117
1991	13-1 (.929)	8-0 (1.000)	9,405
1992	10-1 (.909)	8-0 (1.000)	9,423
1993	9-2 (.818)	6-2 (.750)	9,435
Totals	304-94 (.764)	200-63 (.760)	8,916

Note: UA was a member of the Southwest Conference from 1924-91 and has been a member of the Southeastern Conference since 1992.

Note: Barnhill Arena's capacity was expanded from 5,000 to 6,200 in 1977 and to 9,000 in 1978.



## BUD WALTON ARENA RECORDS

### Arkansas Team

Points: 137 vs. Troy State, 12/10/96  
 Field Goals Made: 57 vs. Troy State (57-99), 12/10/96  
 Field Goals Att.: 99 vs. Troy State (57-99), 12/10/96  
 Field-Goal Pct.: .623 vs. Jackson State (48-77), 11/22/96  
 3-Pointers Made: 21\* vs. Troy State (21-37), 12/10/96  
 3-Pointers Att.: 54\* vs. North Texas (19-54), 12/30/98  
 3-Point Pct. (Min. 15 att.): .667\* vs. Miss State (16-24) 1/9/16; vs. W. Carolina (14-21), 12/7/98  
 Free Throw Made: 48 vs. Ole Miss (48-53), 1/17/04  
 Free Throw Att.: 53 vs. Ole Miss (48-53), 1/17/04; Northeastern Ill.(35 of 53), 11/16/97  
 Free-Throw Pct. (Min. 10 att.): .941 vs. LSU (16-17) 2/12/05  
 Offensive Rebounds: 30 vs. Alcorn State, 12/3/95; vs. Northeastern Ill., 11/16/97  
 Defensive Rebounds: 48 vs. Jackson State, 11/22/02  
 Total Rebounds: 77 vs. Jackson State, 11/22/02  
 Personal Fouls: 35 vs. Cincinnati, 12/9/95  
 Assists: 40 vs. Troy State, 12/10/96  
 Turnovers: 31 vs. Alcorn State, 12/3/95  
 Blocks: 18\* vs. Missouri, 12/5/95  
 Steals: 26\* vs. La-Monroe, 11/25/00  
 Points First Half: 71 vs. Alcorn State, 11/13/09  
 Points Second Half: 75 vs. Missouri, 12/2/93

### Opponent Team

Points: 98, Ole Miss, 2/4/09; Alabama, 2/28/96, Florida, 2/18/12  
 Field Goals Made: 36, Northwestern State (36-70), 12/28/14  
 Field Goals Att.: 93, Centenary (34-93), 12/6/94  
 Field-Goal Pct.: .652, Auburn (33-54), 2/17/16  
 3-Pointers Made: 17, Florida (17-31), 1/14/98  
 3-Pointers Att.: 40, Jackson State (13-40), 11/21/97  
 3-Point Pct. (Min. 15 att.): .652, Auburn (15-23), 2/17/16  
 Free Throws Made: 38, Missouri (38-47), 12/15/95  
 Free Throw Att.: 52, Ole Miss (32-52), 1/9/99  
 Free-Throw Pct. (Min. 10 att.): .929, Ole Miss (13-14), 2/5/11, Georgia (26-28), 3/4/17  
 Offensive Rebounds: 28, LSU, 1/11/97  
 Defensive Rebounds: 35, Vanderbilt, 1/5/16  
 Total Rebounds: 55, Missouri, 12/15/95  
 Personal Fouls: 38, Northeastern Illinois, 11/16/97  
 Assists: 23, Vanderbilt, 2/7/98  
 Turnovers: 42, Bethune-Cookman, 12/2/97; Grambling, 12/31/00  
 Blocks: 12, Ole Miss, 2/5/11  
 Steals: 18, Alcorn State, 12/3/95  
 Points First Half: 60, Alabama, 2/28/96  
 Points Second Half: 56, Jackson State, 11/30/94

### ARKANSAS INDIVIDUAL

Points: 51, Rotnei Clarke vs. Alcorn State, 11/13/09  
 Field Goals Made: 15, Rotnei Clarke (15-21) vs. Alcorn State, 11/13/09  
 Field Goals Att.: 28, Pat Bradley (11-28) vs. North Texas, 12/30/98  
 Field-Goal Pct. (Min. 8 att.): 1.000\*, Moses Kingsley (8-8) vs. Southern University, 11/13/15;  
 Lee Wilson (9-9) vs. Montevallo, 2/25/95  
 3-Pointers Made: 13\*#, Rotnei Clarke (13-21) vs. Alcorn St., 11/13/09  
 3-Pointers Att.: 24\*#, Pat Bradley (10-24) vs. North Texas, 12/30/98  
 3-Point Pct. (Min. 6 att.): 1.000, Patrick Beverley (6-6) vs. Auburn, 3/8/08  
 Free Throw Made: 17, Corliss Williamson (17-22) vs. Ole Miss, 2/18/95  
 Free Throw Att.: 22, Corliss Williamson (17-22) vs. Ole Miss, 2/18/95  
 Free-Throw Pct. (Min. 10 att.): 1.000\*, Dusty Hannahs (10-10) vs. Evansville, 12/8/15;  
 Kareem Reid (14-14) vs. Memphis, 12/19/98;  
 Alandise Harris (11-11) vs. SMU, 11/18/13;  
 Julysse Nobles (10-10) vs. Auburn, 1/25/11  
 Offensive Rebounds: 12, Dionisio Gomez vs. Georgia, 1/18/03 (17 total)  
 Defensive Rebounds: 15, Nick Davis vs. Jackson State, 11/21/97  
 Total Rebounds: 23\*, Nick Davis vs. Jackson State, 11/21/97  
 Assists: 15\*, Kareem Reid vs. Jackson State, 11/22/96;  
 Dontell Jefferson vs. Portland St., 11/18/05  
 Turnovers: 8, Sonny Weems vs. Missouri, 11/28/07; Darian Townes vs. Tennessee, 2/24/07;  
 Sunday Adebayo vs. Cincinnati, 12/9/95  
 Blocks: 10, Steven Hill vs. Texas St., 12/6/05  
 Steals: 8, Clint McDaniel vs. Florida A&M, 12/21/94



Rashad Madden scored 20-plus points five times at home in 2013-14, helping the Razorbacks average 86.7 points per game at Bud Walton Arena.

### OPPONENT INDIVIDUAL

Points: 45, Jodie Meeks, Kentucky, 2/14/09  
 Field Goals Made: 17, Jodie Meeks (17-24), Kentucky, 2/24/09  
 Field Goals Att.: 29, Nate Driggers (13-29), Montevallo, 2/25/95  
 Field-Goal Pct. (Min. 8 att.): 1.000, Adam Wing (8-8), Evansville, 12/08/15  
 3-Pointers Made: 9, Bryce Brown (9-14), Auburn, 02/17/16  
 3-Pointers Att.: 14, Bryce Brown, Auburn, 02/17/16; Aijay Foreman, Centenary, 12/6/94;  
 Joe Ervin, North Texas, 12/30/98;  
 Travis Bader, Oakland, 11/16/11  
 3-Point Pct. (Min. 6 att.): .714, Dan Cross (5-7), Florida, 2/12/94  
 Free Throw Made: 18, Jason Sutherland (18-20), Missouri, 12/5/95  
 Free Throw Att.: 20, Ansu Sesay (14-20), Ole Miss, 2/18/95;  
 Jason Sutherland (18-20), Missouri, 12/5/95  
 Free-Throw Pct. (Min. 10 att.): 1.000, Jared Harper (11-11), Auburn, 02/27/18;  
 1.000, Deshon Taylor, Fresno State, 11/17/17  
 Offensive Rebounds: 11, Sunday Adebayo, Memphis, 2/1/97  
 Defensive Rebounds: 14, Jaime Lloreda, LSU, 1/6/04  
 Total Rebounds: 18, Korvotney Barber, Auburn, 1/24/09  
 Assists: 12, Perth Robinson, Georgia, 1/18/95  
 Turnovers: 12, Devin Gibson, Texas-San Antonio, 12/12/07  
 Blocks: 10, PJ Roberson, Grambling St., 11/26/11  
 Steals: 8, Terry Conerway, Southwest Texas State, 12/21/02

### MISCELLANEOUS

Overall Record: 347-79 (.814)  
 SEC Record: 148-58 (.718)  
 Arkansas Points Scored: 33,151 (77.8); Opponents: 27,829 (65.3)  
 Most Combined Points: 215 vs. Centenary (Arkansas 121, Centenary 94)  
 Longest Winning Streak: 30 games (Memphis 2/1/97-North Texas 12/30/98)  
 Longest Losing Streak: 3 (5x, last from 2/18/12-2/28/12)  
 Field Goals: Arkansas: 12,663-27,238 (.465); Opponents: 10,061-24,911 (.404)  
 Arkansas 100-Point Games: 42  
 Arkansas 90-Point Games: 106  
 Opponent 100-Point Games: 0  
 Biggest Victory Margin: 58 vs. Montevallo (122-64), 2/5/94  
 Biggest Defeat Margin: 30 vs. Florida (98-68), 2/18/12  
 Record vs. Ranked Teams: 39-24  
 Record vs. Top 10 Teams: 14-7  
 Record vs. Top Five Teams: 7-4  
 Last Ranked Team at BWA: No. 14 Auburn, 02/27/18 (W, 91-82)  
 Highest Ranked Team at BWA: No. 2, 4x, Florida 2/5/13; Texas 1/5/10;  
 Kentucky 2/19/03; Auburn 2/24/99  
 Highest Attendance: 20,320 vs. Kentucky, 1/26/97  
 Lowest Attendance: 7,096 vs. Indiana State, 3/18/14

\* UA Record || # SEC Record



## RAZORBACK BASKETBALL HISTORY

Championships were a tradition at Arkansas long before the Razorbacks earned the national title in 1994. The '94 championship was the grandest of them all, but the NCAA trophy isn't exactly the only one on the shelf in the fabulous Bud Walton Arena museum.

In fact, Arkansas has made six trips to the NCAA Final Four and earned 31 bids to the NCAA Tournament.

In conference play, Arkansas has won 24 league championships with 22 coming in the Southwest Conference between 1926 and 1991. The Hogs won the Southeastern Conference crown in 1992, their first year in the league, after winning three straight SWC titles. The Hogs have also won seven league tournament crowns.

Since joining the SEC, Arkansas has been a dominant member. The Razorbacks won overall titles in 1992 and 1994, Western Division titles in 1992, '93, '94 and '95, and won the tournament crown in 2000.

Arkansas has a long-standing tradition of winning in basketball. It started in the 1920s and has carried through to this time. Even though Arkansas didn't begin playing basketball until 1924, the Hogs won more SWC championships than any other school.

It didn't take long for the Hogs to have an impact on the SWC. Two years after starting the program, Arkansas won its first league championship. It was the first of five in a row. Francis Schmidt, Arkansas' first basketball coach, guided the Hogs to the 1926, '27, '28 and '29 titles. Chuck Bassett was the coach of the 1930 championship squad.

Wear Schoonover, Arkansas' first football All-American, captained the 1930 club. He earned All-SWC honors three times. In fact, the Razorbacks dominated the all-conference squads of the late 1920s. In 1928, Arkansas had four of the five All-SWC selections when Glen Rose, Tom Pickell, Gene Lambert Sr. and Schoonover were named all-league. Rose was also the first Razorback to earn All-America honors (1928), followed a year later by Pickell and Lambert.

The Hogs were loaded with all-conference talent during that time. Rose was a three-time All-SWC pick, as was Pickell.

Lambert and Rolla Adams made it twice as did Milan Creighton.

From 1926 through 1929, Arkansas was a combined 60-5.

When Schmidt left Arkansas as coach, he went to league rival TCU and was tough to beat until the Razorbacks hired Rose as head coach.

Rose began another glorious run with a co-championship in 1935. The Hogs won SWC titles in '36, '38, '41 and '42. The 1936 Razorbacks almost represented the United States in the Olympics, winning four games in an Olympic playoff before losing to a team of all-stars from California in the semifinals of the tournament.

Jim Lee Howell, Ike Poole, Taft Moody, Don Lockard, Jack Robbins, Howard Hickey and Johnny Adams were the stars of their day. Adams was an All-American in 1941. He was Arkansas' fifth All-American, but the last one until Ron Brewer made it in 1977.



*Scotty Thurman's clutch three-pointer with the shot clock winding down and 51 seconds left to play gave Arkansas a 73-70 lead in the 76-72 victory over Duke in the 1994 NCAA Championship game.*



From 1945-1950, Arkansas had four second-place finishes and shared the 1949 title. The Razorbacks then went through a mild recession before claiming a co-championship in 1958. By winning a playoff game against SMU, Arkansas qualified for the NCAA Tournament. It wasn't a pleasant experience. Oklahoma State, which featured Eddie Sutton as a player, downed the Hogs by 25, 65-40, and Oscar Robertson exploded for 58 points as the Hogs were drilled by Cincinnati, 97-62, in a consolation game.

As unpleasant as the tournament experience was, Arkansas would have loved to have gone back, but it didn't happen for 19 years. Not even Rose, who led the Hogs to the '58 title in his second stint as coach, could return Arkansas to glory. He retired following the 1966 season, but neither of his two successors, Duddy Waller or Lanny Van Eman, put a contender on the floor.

Van Eman did, however, bringing excitement to the game. His teams regularly scored in the 80s and 90s at a time when the traditional powers played games in the 60s. Van Eman recruited Martin Terry from junior college and Terry set school single-season scoring records that still stand. He averaged 28.3 points per game as a senior. Even though he played only two seasons, Terry still ranks among Arkansas' top 20 all-time scorers.

Unfortunately, Van Eman's teams usually gave up more points than they scored. Twice in 1971, Arkansas scored 100 or more points and lost.

Van Eman's second club managed to win 16 games, but only five came in SWC play. Arkansas and Baylor, which paired for a thrilling 111-110 Baylor victory the year before, put on another wild show with the Razorbacks winning, 131-109, in Fayetteville, setting a league record for points scored by two teams in a conference game.

After the 1974 Hogs won just 10 games, Frank Broyles, newly appointed athletic director as well as an already established football coach, decided it was time to make a commitment to basketball. He turned things around by hiring Sutton.

Sutton caught the state's attention in his first season when the Razorbacks finished 17-9 and second in the SWC. By the time his second team finished its 19-9 campaign, construction workers were already renovating Barnhill Arena, a facility constructed in 1957.

The 1976 Hogs also featured the nucleus of what was to become one of the greatest teams in history. Ron Brewer and Marvin Delph were sophomores. Sidney Moncrief was a freshman and he quietly led the nation in field goal percentage (.665, 149-224), and Sutton knew he had something special.

With half of Barnhill's facelift completed before the 1977 season, a new wave of excitement swept through the entire state of Arkansas.

The Razorbacks blitzed through the SWC unbeaten, winning their first league title in 19 years. Brewer, Moncrief and Delph were the toast of the Ozarks. Arkansas finished 26-2, but lost in the first round of the NCAA Tournament when Moncrief fouled out, allowing Wake Forest to come from behind for a victory.

Expectations were high in 1978 and the Hogs didn't disappoint. For a week, the Razorbacks were even ranked No. 1 in the Associated Press poll. A loss at Houston after two victories earlier in the week dropped the Hogs from their position at the top.

Arkansas shared the SWC title with Texas, but was upset by Houston, again on a last-second shot at the SWC Tournament. Stunned, the Razorbacks returned home unsure of whether or not they would receive an at-large bid to the NCAA Tournament.



*The 1944 Razorback men's basketball team.*

The Hogs got in and victories over Weber State and No. 2 UCLA thrust Arkansas into the regional finals. Brewer hit a long jumper with less than a minute to play and Jim Counce scored on a layup at the end to seal a 61-58 victory over Cal-Fullerton, sending the Hogs to the Final Four.

No. 1-ranked Kentucky ended Arkansas' dreams of a national title with a semifinal victory, but Brewer hit another of his patented buzzer shots in the third-place game, giving Arkansas a thrilling 71-69 victory over Notre Dame.

With All-American Brewer and the sleek-shooting Delph gone, Moncrief and Steve Schall were left to lead the 1979 Hogs. It was almost a repeat performance of 1978.

Moncrief was brilliant. He simply refused to allow his team to lose. After a brief midseason slump, Arkansas won 14 straight games, including two at the SWC Tournament and two in the NCAA Tournament. A victory over Louisville sent Arkansas into the Midwest Regional finals against No. 1-ranked Indiana State and superstar Larry Bird.

Arkansas could not stop Bird, but ISU could not contain Moncrief. In one of the greatest games in UA history, the Hogs suffered a 73-71 setback, when a last-second Sycamore shot bounced twice and fell in. Arkansas finished 25-5 and the Moncrief era was history.

Sutton won three more SWC titles and left behind a legacy, when his teams won 20 or more games nine years in a row. Arkansas played in the NCAA Tournament in each of those nine seasons, but never came close to returning to the Final Four. The Razorbacks even featured a team that had three future first-round NBA draft choices when Scott Hastings, Darrell Walker and Alvin Robertson played together. Joe Kleine, another future NBA product, redshirted that year (1982).

When Sutton left for Kentucky, Broyles turned a completely different direction when he hired Nolan Richardson. Richardson's teams were noted for defense, just as Sutton's were, but it was a different style of defense. Richardson's defense usually turned quickly to offense and his teams at Tulsa had led the nation in scoring.

Inheriting a group of players recruited to play at a slower pace, Richardson had to bite the bullet as his first season resulted in a 12-16 finish. Then he started recruiting. His second team won 19 games and his third was 21-9. His 1989 squad won Arkansas' first SWC title since 1982 and breezed through the



league tournament. Arkansas set school scoring records and downed Loyola-Marymount in the first round of the NCAA Tournament before bowing out to Louisville.

By then, Richardson's style and players had converted Razorback fans. Barnhill Arena was hopping every time the Hogs played. It wouldn't have taken a Final Four appearance for the state to go nuts, but when the Razorbacks reached the 1990 Final Four, the state went crazy.

The Hogs were SWC champs again and dominated the SWC Tournament for the second consecutive year. Triumphs over Princeton, Dayton, North Carolina and Texas sent the Razorbacks into the Final Four. A loss to Duke in the semifinals ended the season at 30-5.

It nearly happened again in 1991. Arkansas won a school-record 34 games before falling to Kansas in the Southeast Regional finals. Arkansas ended its history in the Southwest Conference by winning the final three regular season and tournament championships.

A new era was launched in 1992 and the Razorbacks didn't miss a beat. Arkansas won the Southeastern Conference title with a 13-3 record. Included were two victories over Shaquille O'Neal-led LSU and a big win at Kentucky. The Todd Day-Lee Mayberry-Oliver Miller era ended with a 26-8 season and another trip to the NAAs.

After winning the SEC's Western Division in '93 and pushing North Carolina to the limit in a Sweet 16 loss to the eventual national champions, the Razorbacks enjoyed its best season ever in 1994. Arkansas won nearly everything possible. The Razorbacks were SEC champs, again sweeping LSU and winning at Kentucky, they made the school's fifth trip to the Final Four and completed their dream season by beating Arizona and Duke to win the national title.

A year later, Arkansas was No. 1 in all the preseason polls, but the Hogs stumbled early before making a late-season run. Arkansas repeated as Western Division champion, then downed Texas Southern, Syracuse, Memphis and Virginia to earn its sixth Final Four appearance.

A win over North Carolina in the semifinals allowed the Hogs to advance to the finals, but it was UCLA's year as the Bruins beat Arkansas for the 1995 crown.

With every starter gone from the back-to-back Final Four clubs, Arkansas was expected to struggle in 1996. Richardson, however, molded together a young team and the Hogs peaked late. Seeded 12th in the NCAA East Regional, Arkansas beat Penn State and Marquette to advance to the Sweet 16 before falling to top-ranked Massachusetts.

In 1997, Arkansas was forced to endure an NCAA inquiry, which proved fruitless, but it damaged the Hogs' recruiting. The streak of nine straight NCAA Tournament appearances ended but the Bud Walton Arena crowds were rejuvenated by three NIT games. Fans who never before had the opportunity to buy Razorback basketball tickets were able to attend and helped Arkansas advance to the NIT semifinals in New York.

It was back to the NAAs in 1998 as the Razorbacks, who got 10.4 points and an SEC-leading 9.8 rebounds per game from Nick Davis, won 24 games and reached the second round with a win over Nebraska.

Arkansas won its 10th straight NCAA Tournament first-round game in 1999 as Pat Bradley set school records for career three-point shooting (366-915, .400). Derek Hood recorded more double-doubles than anyone in Arkansas history (18) and also led the league in rebounding (10.3), and Kareem Reid broke Mayberry's career record for assists (748).

The Razorbacks also had one of the most unique weeks in its basketball history. The final two home games came over a five-day span against No. 5 Kentucky and No. 2 Auburn. Never before had Arkansas played two top 10 teams at home in the same week. Arkansas beat UK, 74-70, and topped Auburn, 104-88.

Following an up-and-down season in 2000, Arkansas won four games in four days, including wins over No. 16 Kentucky, No. 10 LSU and No. 23 Auburn to win the school's first SEC Tournament title. Brandon Dean was the MVP after averaging 15.2 points in the title run.

The 2001 club rebounded from an 0-3 league start with a six-game winning streak late in the year to earn Arkansas' 13th NCAA Tournament appearance in 14 years and its 15th straight post-season tournament berth.

The Nolan Richardson era came to an end in 2002 when he was released from his contract. The Razorbacks dropped to 14-15, including a 13-14 mark under Richardson. Mike Anderson was 1-1 as interim head coach for the last two games of the season.

Stan Heath rebuilt the roster with recruiting classes ranked as high as No. 13 by Rivals.com in 2004 and No. 7 by Hoop Scoop in 2003. In 2005, the Razorbacks won the Paradise Jam tournament title and went 18-12.

In 2006, Heath had Arkansas back in the NCAA Tournament, going 22-10 behind honorable mention All-American Ronnie Brewer (18.4 ppg), All-SEC guard Jonathon Modica (16.1 ppg) and SEC Sixth Man of the Year Eric Ferguson (8.1 ppg).

Arkansas earned another NCAA bid in 2007. The Razorbacks won the Old Spice Classic, reached the finals of the SEC Tournament and recorded the 27th 20-win season in school history by finishing 21-14. Patrick Beverley (13.9 ppg, 4.5 rpg) was the SEC Newcomer and Freshman of the year, and Steven Hill (6.2 ppg, 2.8 blocks) the SEC Defensive Player of the Year.

John Pelphrey, an honorable mention All-American as a player at Kentucky, became head coach for the 2008 season. His background included playing for Eddie Sutton and Rick Pitino at Kentucky, and working as an assistant coach for Sutton at Oklahoma State, and Billy Donovan at Marshall and Florida.

Pelphrey's first Razorback team went 23-12, was 6-2 against ranked teams, reached the finals of the SEC Tournament and advanced to the second round of the NCAA Tournament with a win over No. 24 Indiana. Sonny Weems (15.0 ppg, 4.5 rpg) was first-team All-SEC and won the College Slam Dunk championship.

Pelphrey's second team, in 2009, was short on depth and experience. The Hogs finished 14-16, but had wins over No. 4 Oklahoma and No. 7 Texas, and won the Jim Thorpe Classic. He would lead the team for two more years, but failed to return the Razorbacks back to the NCAA Tournament.

On March 23, 2011, the Razorbacks ushered in a new (old) style of basketball with the hiring of longtime Razorback assistant Mike Anderson. Anderson left the program in 2002 when Richardson departed and went on to highly successful stints at UAB and Missouri before returning to Arkansas. Anderson's first job was to retain a highly-touted recruiting class that ranked among the top 10 in the nation, which he did, and has brought a new mindset to the Razorback program.

During his first seven seasons at Arkansas, Anderson has produced a 128-74 record and led the Razorbacks back to the NCAA Tournament twice in the last three years. Anderson has also re-established Bud Walton Arena as one of the toughest places to play and brought excitement back to the tradition-rich program.



## MEMORABLE GAMES

The history of Razorback basketball is filled with thrilling and even heart-stopping moments. The Final Four, conference championships and last-second, game-winning jumpers shape the memories of the "greatest" moments in Arkansas history. Following are 10 of those:

### No. 2 ARKANSAS 76, No. 6 DUKE 72 NCAA Championship Game April 4, 1994, at Charlotte, N.C.

Despite Arkansas' incredible basketball success through the years, the Razorbacks had never played for the national championship until their battle with Duke at the Charlotte Coliseum. The Hogs had been ranked No. 1 much of the year, but Duke had won two national titles in the three previous seasons and had defeated Arkansas in the 1990 Final Four at Denver.

Duke controlled the tempo in the first half and Corliss Williamson, who had been nearly unstoppable in the entire tournament, missed his first five shots for the Razorbacks. The Blue Devils led by as many as five points in the opening period, but Scotty Thurman drilled a late three-pointer to give Arkansas a 34-33 halftime advantage.

Corey Beck hit a short jumper early in the second half to give the Hogs a 38-35 lead, but Duke scored 13 unanswered points and suddenly led 48-38 with 17:09 left. While the surge left Duke fans roaring their approval, it also sped up the tempo of the game. The Razorbacks trailed but actually had the Blue Devils right where they wanted them.

Playing at a quicker pace, Arkansas caught up in less than five minutes. When Al Dillard drilled a three with 8:08 remaining to give Arkansas a five-point lead, it looked like momentum had swung to the Hogs for good. Duke fought back and tied the game at 65-65 and finally 70-all with 1:29 remaining. The Razorbacks took a timeout.

When Dwight Stewart fumbled a pass, he quickly passed it out to Thurman with the shot clock winding down. Thurman had no choice but to shoot. As his shot was narrowly clearing the outstretched hand of Antonio Lang, the shot clock hit zero. The shot, though, was true. It was a dagger to the hearts of the Blue Devils and surpassed U.S. Reed's halfcourt jumper against Louisville as the most famous shot in Arkansas history.

Duke never recovered. Three free throws in the final seconds clinched the 76-72 victory that gave Arkansas the 1994 national championship.

### Arkansas 76, Duke 72 Final Four • National Championship Game • April 4, 1994 Charlotte Coliseum • Charlotte, N.C. • Att.: 23,674

#	Player	Tot-FG		3-Pt			Rebounds				PF	TP	A	TO	BLK	S	MIN
		FG	FGA	FG	FGA	FT	FTA	OF	DE	Tot							
21	Antonio Lang *	6	9	0	0	3	3	3	2	5	5	15	3	5	1	0	34
33	Grant Hill *	4	11	1	4	3	5	1	13	14	3	12	6	9	3	3	38
44	Cherokee Parks *	7	10	0	0	0	1	3	4	7	3	14	0	0	2	0	30
5	Jeff Capel *	6	16	2	6	0	0	1	4	5	3	14	4	6	0	1	35
20	Chris Collins *	4	11	4	8	0	0	0	0	0	1	12	1	1	1	1	34
3	Marty Clark	1	6	0	2	1	2	1	0	1	2	3	2	0	0	0	15
52	Erik Meek	1	2	0	0	0	0	3	4	7	1	2	0	0	0	0	14
	TEAM							2	3	5							
	Totals	29	65	7	20	7	11	14	30	44	18	72	17	23	7	5	200

FG% 1st Half: 15-39 .484 2nd Half: 14-34 .412 Game: .446 DEADBALL  
3-PL FG% 1st Half: 2-9 .222 2nd Half: 5-11 .455 Game: .350 REBOUNDS  
F Throw% 1st Half: 1-3 .333 2nd Half: 6-8 .750 Game: .636 1

#	Player	Tot-FG		3-Pt			Rebounds				PF	TP	A	TO	BLK	S	MIN
		FG	FGA	FG	FGA	FT	FTA	OF	DE	Tot							
23	Ken Biley *	0	0	0	0	0	0	0	0	0	1	0	0	0	0	0	3
34	Corliss Williamson *	10	24	0	0	3	5	7	1	8	3	23	3	5	2	2	35
15	Dwight Stewart *	3	11	0	5	0	0	4	5	9	3	6	4	1	0	4	29
14	Corey Beck *	5	11	0	1	5	8	2	8	10	3	15	4	3	0	1	35
30	Scotty Thurman *	6	13	3	5	0	0	1	4	5	2	15	1	0	0	1	36
12	Clint McDaniel	2	5	1	3	2	4	0	2	2	2	7	3	1	0	3	32
44	Darnell Robinson	1	5	0	0	0	0	1	1	2	1	2	0	1	0	0	12
3	Al Dillard	1	5	1	4	1	2	1	0	1	1	4	0	0	0	0	8
22	Davor Rimac	0	1	0	0	0	0	0	0	0	0	0	0	1	0	0	5
33	Lee Wilson	2	2	0	0	0	0	1	3	4	1	4	0	1	0	0	5
	TEAM							2	1	3							
	Totals	30	77	5	18	11	19	19	25	44	17	76	15	12	3	11	200

FG% 1st Half: 16-38 .421 2nd Half: 14-39 .359 Game: .390 DEADBALL  
3-PL FG% 1st Half: 2-5 .400 2nd Half: 3-13 .231 Game: .278 REBOUNDS  
F Throw% 1st Half: 0-0 .000 2nd Half: 11-19 .579 Game: .579 6

Technical fouls: None

Score by Periods	1st	2nd	Total
Duke	33	39	72
Arkansas	34	42	76



Corey Beck had 15 points, a team-high 10 rebounds and four assists in the championship game victory over Duke.





**ARKANSAS 65, No. 1 NORTH CAROLINA 64**  
**Feb. 12, 1984, at Pine Bluff, Ark.**

North Carolina was 19-0 and ranked No. 1 nationally when the Tar Heels visited Pine Bluff. Arkansas was on its way to a second-place finish in the Southwest Conference and had defeated SMU in Dallas the day before.

Violent weather kept the Hogs from flying to Pine Bluff until the morning of the game, and the Razorbacks arrived in town two hours before the nationally televised contest.

North Carolina had plenty of weapons. Michael Jordan, Sam Perkins and Brad Daugherty, all future NBA stars, were in the starting lineup along with Steve Hale, a guard from Tulsa whose second choice of schools was Arkansas.

The Hogs were armed with Joe Kleine and Alvin Robertson, but the unsung heroes were Darryl Bedford and Charles Balentine. Bedford, a freshman who had been a little used reserve, hit all six of his shots and scored 12 points. Balentine, of course, was the hero at the end.

A crowd of 7,529 was in a frenzy from the opening tipoff to the final buzzer. They watched Jordan score 21 points and Kleine answer with 20. Perkins had 17 and Hale 15. Leroy Sutton scored 11 points, Balentine 10 and Robertson nine for the Hogs.

The second half was a nailbiter and the Tar Heels led by one with only seconds to play. Balentine drove the baseline and hit an eight-footer to give Arkansas the lead before UNC missed a buzzer shot.


**Arkansas 65, North Carolina 64**  
**Pine Bluff Convention Center • Pine Bluff, Ark. • Att.: 7,529**

North Carolina		Tot-FG										FT		FTA		Tot		PF		TP		A		TO		BLK		S		MIN	
#	Player	FG	FGA	FT	FTA	Tot	PF	TP	A	TO	BLK	S	MIN																		
44	Matt Doherty *	2	9	1	1	4	2	5	4	3	0	1	36																		
41	Sam Perkins *	5	10	7	8	11	3	17	0	1	0	0	34																		
42	Brad Daugherty *	0	3	2	2	3	5	2	1	1	1	1	22																		
25	Steve Hale *	5	9	5	5	0	4	15	6	2	0	4	37																		
23	Michael Jordan *	9	15	3	5	1	2	21	1	4	0	0	35																		
24	Joe Wolf	0	1	2	2	1	2	2	0	0	0	0	21																		
22	Buzz Peterson	1	2	0	0	0	1	2	0	2	0	1	13																		
35	Dave Popson	0	0	0	0	0	1	0	0	0	0	0	2																		
TEAM		22		49		20		23		22		20																			
Totals		22		49		20		23		22		20																			
FG%		44.9		32.7		70.0		64.0		12.0		13.0																			
F Throw%		12-13 .923		8-10 .800		.449		.870		DEADB		REBOUNDS																			

Arkansas		Tot-FG										FT		FTA		Tot		PF		TP		A		TO		BLK		S		MIN	
#	Player	FG	FGA	FT	FTA	Tot	PF	TP	A	TO	BLK	S	MIN																		
24	Charles Balentine *	4	8	2	2	3	2	10	2	0	0	1	39																		
33	Leroy Sutton *	5	6	1	2	3	5	11	0	2	0	0	16																		
35	Joe Kleine *	5	12	10	10	2	20	0	3	1	1	39																			
14	Ricky Norton *	1	3	0	0	5	2	2	5	3	0	2	33																		
21	Alvin Robertson *	3	7	3	6	2	4	9	10	3	0	2	34																		
12	Scott Rose	0	0	0	0	0	0	0	0	0	0	1																			
22	Robert Kitchen	0	0	0	0	0	1	0	0	1	0	5																			
54	Darryl Bedford	6	6	0	0	2	3	12	0	3	0	0	25																		
30	Mike Ratliff	0	0	1	2	0	0	1	0	1	0	4																			
52	Eric Poerscke	0	1	0	0	0	1	0	0	0	0	3																			
42	Robert Brannon	0	0	0	0	0	0	0	0	0	0	1																			
TEAM		24		43		17		22		26		20																			
Totals		24		43		17		22		26		20																			
FG%		55.8		32.8		70.0		65.0		17.0		16.0																			
F Throw%		13-14 .929		8-8 .833		.558		.773		DEADB		REBOUNDS																			

Technical fouls: Arkansas - Eddie Sutton

Score by Periods	1st	2nd	Total
North Carolina	34	30	64
Arkansas	38	27	65



**No. 1 INDIANA STATE 73, No. 5 ARKANSAS 71**  
**NCAA Regional Final**  
**March 17, 1979, at Cincinnati, Ohio**

A Final Four team in 1978, Arkansas was not expected to return in 1979 with the loss of Ron Brewer and Marvin Delph, two of the famed "Triplets." Sidney Moncrief, however, almost single-handedly pushed his team to greater heights than anyone expected.

Moncrief, senior Steve Schall and a cast of sophomores and freshmen put together a 14-game winning streak late in the year and arrived at the Midwest Regional finals ready to challenge No. 1-ranked and unbeaten Indiana State, and superstar Larry Bird. The stakes were a spot in the Final Four.

Bird was awesome. The Hogs simply could not stop him. With 9:22 left, he already had 27 points. Razorback Coach Eddie Sutton then made the ultimate gamble. He put the 6-4 Moncrief on the 6-9 Bird for the final seven minutes.

Bird scored just four more points. Meanwhile, Moncrief was almost as unstoppable as Bird had been. He finished with 24 points and eight rebounds, and had his team in a position to win late. Arkansas had the ball with 1:31 left and holding for the last shot with the score tied 71-71. With 1:02 remaining, U.S. Reed tripped and was called for walking, giving the Sycamores the ball.


ISU held for the last shot, but could not get the ball to Bird, who was smothered by Moncrief. It was Bob Heaton who launched the shot with two seconds left and the Hogs watched helplessly as it hit both sides of the rim before dropping through, depriving the Hogs of a second straight trip to the Final Four.

**Indiana St. 73, Arkansas 71**  
**Midwest Regional • Elite Eight • March 17, 1979**  
**Riverfront Coliseum • Cincinnati, Ohio • Att.: 17,166**

Indiana St.		Tot-FG										FT		FTA		Tot		PF		TP		A		TO		BLK		S		MIN	
#	Player	FG	FGA	FT	FTA	Tot	PF	TP	A	TO	BLK	S	MIN																		
42	Alex Gilbert *	6	9	0	0	2	3	12	0	0	2	0	22																		
40	Brad Milley *	3	3	0	0	4	2	6	3	1	0	0	35																		
33	Larry Bird *	12	22	7	8	10	3	31	3	2	0	1	40																		
23	Steve Reed *	0	1	0	0	0	3	0	5	0	0	0	32																		
22	Carl Nicks *	5	11	3	4	0	4	13	3	3	0	0	33																		
30	Bob Heaton	4	5	0	0	1	0	8	0	0	0	0	16																		
44	Leroy Staley	1	4	1	3	3	1	3	0	1	0	1	22																		
TEAM		31		55		11		15		20		16																			
Totals		31		55		11		15		20		16																			
FG%		56.4		32.7		73.0		14.0		7.0		2.0																			
F Throw%		15-30 .500		4-4 1.000		.564		.733		DEADB		REBOUNDS																			

Arkansas		Tot-FG										FT		FTA		Tot		PF		TP		A		TO		BLK		S		MIN	
#	Player	FG	FGA	FT	FTA	Tot	PF	TP	A	TO	BLK	S	MIN																		
20	Alan Zahn *	5	7	0	0	3	3	10	3	1	0	0	30																		
44	Scott Hastings *	3	7	4	4	3	2	10	3	3	0	0	40																		
30	Steve Schall *	6	7	0	2	4	4	12	2	1	0	0	40																		
24	U.S. Reed *	4	8	3	3	4	5	11	2	1	0	0	34																		
32	Sidney Moncrief *	10	16	4	4	8	2	24	2	3	0	0	40																		
40	Tony Brown	0	0	0	0	0	0	0	1	0	0	0	4																		
34	Mike Young	2	2	0	0	1	1	4	1	0	0	0	12																		
TEAM		30		47		11		13		25		17																			
Totals		30		47		11		13		25		17																			
FG%		63.8		32.1		71.0		14.0		10.0		0.0																			
F Throw%		16-25 .640		4-4 1.000		.638		.846		DEADB		REBOUNDS																			

Score by Periods	1st	2nd	Total
Indiana St.	37	36	73
Arkansas	39	32	71



**No. 5 ARKANSAS 74, No. 2 UCLA 70  
NCAA Tournament Regional Semifinal  
March 16, 1978, at Albuquerque, N.M.**

It had been an incredible year for Arkansas. The Razorbacks repeated as Southwest Conference champs but had to nervously await an NCAA at-large bid when they were eliminated from the league tournament by Houston in the semifinals. The "Triplets," Ron Brewer, Sidney Moncrief and Marvin Delph, were the ringleaders.

Still, the Hogs were underdogs and a new kid on the NCAA block when they faced second-ranked UCLA in the third round at Albuquerque. David Greenwood was the leader of the Bruins, who weren't far removed from their incredible string of NCAA championships.

UCLA was stunned as Arkansas roared to a 40-22 lead that was cut to 42-29 by halftime. The Bruins didn't panic. They pressed the Hogs and took a 60-58 lead.

Brewer tied the game with two free throws, Steve Schall hit a short turnaround and Delph drilled a jump shot to put the Hogs back in front.

Delph sizzled by hitting 11 of his 14 shots, finishing with 23 points. Moncrief had 21 and Brewer 18. Greenwood finished with 17 for UCLA.

The victory moved the Razorbacks a step closer to their eventual trip to the Final Four.

**Arkansas 74, UCLA 70  
West Regional • Sweet 16 • March 16, 1978  
University Arena • Albuquerque, N.M. • Att.: 17,750**

UCLA		Tot-FG		Rebounds		PF		TP		A		TO		BLK		S		MIN	
#	Player	FG	FGA	FT	FTA	Tot	PF	TP	A	TO	BLK	S	MIN						
24	David Greenwood *	8	13	1	4	4	5	17	2	2	2	1	39						
35	James Wilkes *	3	5	0	0	0	5	6	1	1	0	1	21						
31	Gig Sims *	0	1	0	0	4	2	0	1	1	1	0	13						
22	Raymond Townsend *	1	11	0	0	2	2	2	2	2	0	0	26						
24	Roy Hamilton *	9	16	1	2	1	4	19	6	3	0	4	36						
14	Brad Holland	5	8	0	0	0	2	8	2	1	0	0	20						
32	Darrel Allums	6	7	0	2	10	4	12	0	2	0	1	27						
50	Marvin Thomas	1	1	0	0	2	0	2	0	0	0	0	1						
55	Kiki Vandeweghe	2	4	0	0	4	0	4	0	1	1	0	17						
TEAM Totals		34	67	2	8	30	24	70	14	13	4	7	200						

FG%	1st Half: 14-28 .500	2nd Half: 20-39 .512	Game: 507	DEADBALL
F Throw%	1st Half: 1-5 .200	2nd Half: 1-3 .333	Game: 250	REBOUNDS
				2

Arkansas		Tot-FG		Rebounds		PF		TP		A		TO		BLK		S		MIN	
#	Player	FG	FGA	FT	FTA	Tot	PF	TP	A	TO	BLK	S	MIN						
42	Jim Counce *	0	1	2	2	3	0	2	3	5	0	2	39						
44	Marvin Delph *	11	14	1	1	10	2	23	0	3	0	1	40						
30	Steve Schall *	4	7	0	0	2	4	8	1	2	1	2	20						
10	Ron Brewer *	5	14	8	10	5	0	18	5	4	0	0	40						
32	Sidney Moncrief *	7	13	7	13	11	2	21	1	1	1	0	39						
20	Alan Zahn	1	1	0	0	2	3	2	1	1	0	0	21						
24	U.S. Reed	0	0	0	2	0	0	0	0	0	0	0	1						
TEAM Totals		28	50	18	28	36	12	74	11	16	2	5	200						

FG%	1st Half: 19-30 .633	2nd Half: 9-20 .450	Game: 560	DEADBALL
F Throw%	1st Half: 4-5 .800	2nd Half: 14-23 .608	Game: 642	REBOUNDS
				3

Score by Periods	1st	2nd	Total
UCLA	29	41	70
Arkansas	42	32	74

**FINAL FOURS**

**ARKANSAS IN THE FINAL FOUR**

1941 - Tied for third	1990 - Tied for third
1945 - Tied for third	1994 - National Champion
1978 - Third	1995 - Runner-up

During Arkansas' long, illustrious history, the Razorbacks have been to the NCAA Final Four six times.

The Hogs have earned 30 bids to the NCAA Tournament and made 29 appearances, missing the 1944 event due to a car accident prior to the first-round games.

Only eight schools in the entire country have been to the Final Four more than Arkansas, and only eight schools have earned more than UA's 30 NCAA Tournament bids. Among SEC schools, only Kentucky has been to the NCAA Tournament more often. In fact, Arkansas, Kentucky, LSU, Georgia, Mississippi State and Florida are the only league schools to reach the Final Four.

It was tougher to get in the tournament in the early days, but it also took fewer games to win the title.

In the 1940s, only eight teams participated in the NCAA Tournament, which first became an event in 1939. Up to that point, the NIT was the top national post-season tournament. Twice in the '40s, the Razorbacks advanced to the Final Four.

The 1941 Hogs roared through the Southwest Conference with a 12-0 mark and carried a 19-2 record into the tournament. Arkansas downed Wyoming, 65-40, to reach the Final Four at Kansas City. Washington State handed the Razorbacks a 64-53 setback, meaning Arkansas and Pittsburgh tied for third since there was no third-place game.

Arkansas returned in 1945, again to Kansas City. Arkansas was 16-8 entering the tournament but edged Oregon, 79-76, to reach the Final Four. Eventual national champion Oklahoma State, which Arkansas had defeated once earlier in the season, downed the Hogs and UA tied Ohio State for third place.

It took 33 years for Arkansas to return. In 1978, the Hogs were SWC champs and beat Weber State, second-ranked UCLA and California-Fullerton to advance to the Final Four at St. Louis. Top-ranked Kentucky led by just one with two minutes to play and posted a 64-59 victory.

There was a third-place game and Ron Brewer hit a buzzer shot from the top of the circle to send the Razorbacks past Notre Dame, 71-69. Brewer had 20 points and Marvin Delph 21 in their final game as Razorbacks.

Nolan Richardson guided the Hogs to the Final Four in 1990, 1994 and 1995.

In 1990, wins over Princeton, Dayton, North Carolina and Texas earned Arkansas a trip to Denver. The Razorbacks were 30-4 heading into a semifinal showdown with Duke.





## FINAL FOURS


Richardson took his club to Denver a day early to adjust to the altitude, but the Hogs fell behind early in both halves and used plenty of adrenaline to catch up. Arkansas led 69-62 with 10:38 remaining, but ran out of gas. Duke came back and won, 97-83, but also used most of its energy. The Blue Devils were beaten by Nevada-Las Vegas in the title game while Arkansas tied Georgia Tech for third.

The ultimate came in 1994. The Hogs downed North Carolina A&T, Georgetown, Tulsa and Michigan to advance to the Final Four at Charlotte, N.C. The win over Arizona was Arkansas' first ever in the national semifinals and set up a clash with Duke.

With the score tied with less than a minute to play, a well-defended Scotty Thurman hit a three-pointer to lead the Razorbacks to a 76-72 victory and the national title.

With every starter from the championship squad returning, the Hogs were favored to return to the Final Four in 1995, and they did. Texas Southern, Syracuse, Memphis and Virginia were knocked off along the way to the Final Four at Seattle, but none of the wins came by more than six points.

Arkansas fell behind early but rallied to get by North Carolina in the semifinals. Playing in the NCAA championship game for the second straight year, Arkansas came up short in an 89-78 loss to UCLA.




### No. 20 ARKANSAS 74, No. 12 LOUISVILLE 73 NCAA Tournament Second Round March 14, 1981, at Austin, Texas

Defending NCAA champion Louisville and Southwest Conference champion Arkansas clawed at each other for 39 minutes and 55 seconds in the second round of the NCAA Tournament and the scoreboard read Louisville 73, Arkansas 72 after Derek Smith's short jumper for the Cardinals.

The Razorbacks, who had led by six points with 2:13 left, called timeout. U.S. Reed took the inbounds pass and coolly dribbled to midcourt near the sideline. With a second left on the clock, he launched a desperation 49-footer. The only thing desperate after the shot was the look on the faces of the Louisville players as they watched the ball hit nothing but net.

Reed shook hands with everyone on the press table after hitting a shot that will live forever in the minds of Razorback fans. He finished with 19 points. Darrell Walker had 23 and the Hogs were still alive in the NCAA Tournament.



Corey Beck averaged 12.0 points, 7.0 rebounds and 4.0 assists in earning Final Four All-Tournament honors in 1994.

### Arkansas 74, Louisville 73 Midwest Regional • Second Round • March 14, 1981 Frank Erwin Center • Austin, Texas • Att.: 8,523

Arkansas		Tot:FG		Rebounds		Tot		PF		TP		A		TO		BLK		S		MIN	
#	Player	FG	FGA	FT	FTA	Tot	Tot	Pf	TP	A	TO	BLK	S	MIN							
40	Tony Brown*	1	3	0	0	2	5	2	0	2	0	1	3								
42	Keith Peterson*	2	4	4	6	6	3	8	0	2	0	1	39								
44	Scott Hastings*	2	8	8	8	8	4	12	0	2	0	0	32								
20	Darrell Walker*	9	15	5	7	4	3	23	3	1	0	2	40								
24	U.S. Reed*	7	14	5	6	6	3	19	6	5	1	3	40								
43	Greg Skulman	0	0	0	0	0	0	0	1	2	0	0	4								
34	Mike Young	4	7	2	2	0	2	10	1	5	0	0	25								
45	Carey Kelly	0	1	0	1	1	3	0	0	1	0	0	13								
12	Brad Friess	0	0	0	0	0	0	0	0	0	0	0	4								
TEAM																					
Totals		25	52	24	30	34	23	74	11	20	1	7	200								
FG%		1st Half: 15-34 .441		2nd Half: 10-18 .555		Game: .480		DEADBALL				REBOUNDS									
F Throw%		1st Half: 7-8 .875		2nd Half: 17-22 .772		Game: .800						0									

Louisville		Tot:FG		Rebounds		Tot		PF		TP		A		TO		BLK		S		MIN	
#	Player	FG	FGA	FT	FTA	Tot	Tot	Pf	TP	A	TO	BLK	S	MIN							
43	Derek Smith*	5	9	0	0	7	4	10	5	6	1	1	35								
22	Rodney McCray*	4	4	3	5	5	5	11	2	1	0	3	25								
33	Charles Jones*	4	4	2	4	3	3	10	0	1	4	0	31								
4	Lancaster Gordon*	3	6	2	3	4	2	8	1	2	1	1	30								
5	Jerry Eaves*	3	11	3	5	4	2	9	3	8	0	1	35								
21	Scotter McCray	5	9	1	4	4	4	11	0	0	2	2	23								
34	Roger Burkman	0	0	4	4	1	5	4	0	0	0	0	8								
44	Poncho Wright	2	5	6	6	0	1	10	1	1	0	2	10								
14	Greg Deuser	0	1	0	0	0	0	0	1	1	0	0	3								
TEAM																					
Totals		26	49	21	31	29	26	73	13	20	8	10	200								
FG%		1st Half: 12-18 .667		2nd Half: 14-31 .452		Game: .531		DEADBALL				REBOUNDS									
F Throw%		1st Half: 9-15 .600		2nd Half: 12-15 .800		Game: .677						2									

Technical fouls: None

Score by Periods	1st	2nd	Total
Arkansas	37	37	74
Louisville	33	40	73



**No. 7 ARKANSAS 106, No. 23 LSU 92  
March 3, 1992, at Fayetteville**

It was Arkansas' first year as a member of the Southeastern Conference (SEC). Earlier in the season, Todd Day had exploded for a career-high 43 points as the Razorbacks defeated LSU, 101-90, at Baton Rouge. The Tigers recovered from the defeat, though, and by the time they arrived at Barnhill Arena, they had tied the Hogs for the SEC lead.

LSU's first ever visit to Fayetteville would determine the SEC championship.

The Tigers started strong. Shaquille O'Neal did his best to quiet an overflow crowd of 9,518 with 11 points in the opening half as LSU roared to a 51-36 advantage. O'Neal, however, scored his last points with 11:37 remaining to give the Tigers a 69-58 lead before the Razorbacks charged back.

Lee Mayberry, who hit a then-school record nine three-point field goals and finished with 35 points, teamed with Day, who finished with 27, to bring the Hogs from behind. Mayberry's last three-pointer tied the game at 87-all and Oliver Miller blocked O'Neal's shot at the buzzer to force overtime.

Arkansas blitzed the Tigers, 19-5, in the extra period. Day scored nine points and Mayberry had four during that time. The victory sent Barnhill Arena into a frenzy and the Razorbacks on the way to their first SEC title.

**Arkansas 106, LSU 92 (OT)  
Barnhill Arena • Fayetteville, Ark. • Att.: 9,518**

#	Player	Tot-FG		3-Pt		Rebounds		PF	TP	A	TO	BLK	S	MIN			
		FG	FGA	FG	FGA	OF	DE								Tot		
22	Clarence Ceasar *	6	15	3	8	0	0	2	6	8	5	15	6	2	1	3	37
24	Vernel Singleton *	6	8	1	1	10	11	5	2	7	5	23	1	2	0	0	37
33	Shaquille O'Neal *	9	17	0	0	3	5	5	9	14	3	21	0	2	2	0	42
4	Jamie Brandon *	5	10	2	4	0	0	2	1	3	3	12	8	3	0	0	44
10	Maurice Williamson *	6	11	4	5	1	2	0	0	0	3	17	4	2	0	2	34
43	Geert Hammink	0	0	0	0	0	0	0	1	1	0	0	1	1	0	0	3
25	Paul Marshall	0	2	0	2	0	0	0	0	0	1	0	1	0	0	0	11
5	Justin Anderson	1	5	1	4	1	2	1	0	1	2	4	2	1	0	0	15
32	Harold Boudreaux	0	0	0	0	0	0	0	0	0	0	0	0	0	0	0	1
11	Mike Hansen	0	0	0	0	0	0	0	0	0	0	0	1	0	0	0	1
TEAM																	
Totals		33	68	11	24	15	20	17	19	36	22	92	23	14	3	6	225

FG%	1st Half: 21-35 .571	2nd Half: 12-33 .364	Game: 485	DEADBALL
3-PL FG%	1st Half: 7-14 .500	2nd Half: 4-10 .400	Game: 417	REBOUNDS
F Throw%	1st Half: 2-5 .400	2nd Half: 13-15 .867	Game: 750	3

#	Player	Tot-FG		3-Pt		Rebounds		PF	TP	A	TO	BLK	S	MIN			
		FG	FGA	FG	FGA	OF	DE								Tot		
34	Roosevelt Wallace *	4	7	0	0	0	2	2	4	6	0	8	2	2	0	0	15
3	Warren Linn *	5	9	3	6	0	0	0	1	1	1	13	3	0	0	0	34
25	Oliver Miller *	4	6	0	1	2	4	3	7	10	4	10	2	2	3	3	41
10	Todd Day *	7	13	1	4	12	15	3	5	8	3	27	3	3	0	3	43
11	Lee Mayberry *	12	18	9	12	2	2	1	1	2	0	35	7	2	0	3	42
35	Isaiah Morris	1	4	0	0	0	0	0	0	0	1	2	0	0	0	0	9
21	Darrell Hawkins	4	7	0	0	3	3	0	0	0	3	11	0	1	0	0	28
23	Ken Biley	0	0	0	0	0	0	0	0	0	0	0	1	0	0	0	3
20	Robert Shepherd	0	0	0	0	0	0	0	0	0	0	0	1	0	0	0	8
12	Clint McDaniel	0	0	0	0	0	0	0	0	0	0	0	1	0	0	0	2
TEAM																	
Totals		37	64	13	23	19	26	11	19	30	12	106	19	11	3	9	225

FG%	1st Half: 14-29 .483	2nd Half: 23-35 .657	Game: 578	DEADBALL
3-PL FG%	1st Half: 6-10 .600	2nd Half: 7-13 .538	Game: 565	REBOUNDS
F Throw%	1st Half: 2-7 .286	2nd Half: 17-19 .895	Game: 731	5

Score by Periods				
	1st	2nd	OT	Total
LSU	51	36	5	92
Arkansas	36	51	19	106

## NATIONAL CHAMPIONSHIP

Without a senior in the starting lineup, playing in the most palatial arena in college basketball with the President of the United States attending four games and led by a coach with a system that could not be drawn up on a blackboard, Arkansas vaulted into the elite of the elite when the Razorbacks won the 1994 NCAA Championship.

Construction workers built Bud Walton Arena in record time and the 19,200-seat showcase dazzled fans and opponents as much as the Razorbacks did. Sellout crowds each time the doors were opened watched the Hogs go 16-0 at home. Only one game, the 84-83 victory over LSU, was decided by fewer than 10 points. Arkansas won those 16 games by an average of 30 points.

Arkansas blitzed Murray State, 93-67, in the Bud Walton Arena opener on Nov. 29, but the building was dedicated a few nights later when Missouri came to Fayetteville for an ESPN showcase game. The Dec. 2 game was decided in the first few minutes as Arkansas roared to a 120-68 victory over a Missouri club that went unbeaten in the Big Eight and came within one victory of reaching the Final Four.

Ranked No. 1 nationally for 10 weeks during the regular season, the Hogs lost only twice during the regular campaign. Alabama beat Arkansas, 66-64, in Tuscaloosa, and Mississippi State edged the Hogs, 72-71, in Starkville.

Sophomores Corliss Williamson and Scotty Thurman carried much of the load, while junior Corey Beck was the blue collar leader. When the Hogs had to score, they went inside to Williamson, who averaged 20.4 points per game. He shot 62.6 from the field and 70 percent at the free throw line.

Thurman, though, was the last-minute hero. His three-pointer with seven seconds left gave Arkansas a one-point victory at Tennessee. He hit another three in the last 30 seconds to lift the Hogs past LSU at Baton Rouge in overtime.

Beck did much of the dirty work, defending with tenacity and leading the team in assists. He and junior Clint McDaniel were probably the best defensive guards in college basketball. Head coach Nolan Richardson certainly thought so. McDaniel also provided perimeter firepower, as did junior Dwight Stewart, Arkansas' fifth starter who was more a forward than a center.

Richardson used a deep bench to guide the Hogs to a 24-2 regular season finish. Al Dillard brought instant offense into any contest with his incredible three-point shooting range. He was Arkansas' third-leading scorer behind Williamson and Thurman (15.9 ppg) with an 8.9 average even though he played just more than 12 minutes a game. Roger Crawford, one of only two seniors on the squad, also brought instant firepower off the bench, but he was injured early in the NCAA Tournament run and was not available for the Final Four.

In his honor, UA players wore a No. 31 patch on their jerseys.

Freshmen Darnell Robinson and Lee Wilson, a pair of 6-11 centers, gave the Hogs size they didn't have in 1993 when they won 22 games and reached the Sweet 16 before falling to eventual national champion North Carolina. Senior Ken Biley and junior Elmer Martin also made significant contributions.

When President Bill Clinton visited Bud Walton Arena for a Dec. 28 blowout of Texas Southern, no one realized it would be a preview of later visits to the NCAA Tournament. The nation's most recognizable Razorback fan later appeared on the cover of Sports Illustrated wearing sweatbands presented by Richardson.

A 13-game winning streak was snapped by Kentucky in the SEC Tournament, but the Razorbacks were still seeded first in the Midwest Regional at Oklahoma City. Williamson scored 24 points and had seven rebounds in a 94-79 first-round victory over North Carolina A&T. He followed with 21 points and Robinson, making a surprise start, added 13 in the 85-73 second-round win over Georgetown.

Earlier in the year, Tulsa gave Arkansas a scare before the Hogs won in overtime, 93-91, in Tulsa. The Golden Hurricane surprised UCLA and Oklahoma State to reach the Sweet 16 with Arkansas in Dallas. This one was no contest as Williamson and Thurman scored 21 each, and McDaniel 19 in a 103-84 victory.





## NATIONAL CHAMPIONSHIP

Michigan was Arkansas' regional final foe and the Hogs could not contain Juwan Howard, but neither could the Wolverines handle Thurman. With Williamson smothered by Michigan's inside defense and held to 12 points, Thurman tossed in 20 as Arkansas reached the Final Four with a 76-68 win attended by President Clinton.

By the time the Hogs arrived at Charlotte, N.C., they were a confident bunch. They also had been somehow convinced by Richardson that they were not nationally respected, even though they had been ranked No. 1. Arizona was the semifinal opponent and the Wildcat guards, Damon Stoudamire and Khalid Reeves, were billed as the top offensive guards in the nation.

Beck and McDaniel were motivated to the hilt and smothered them. They combined to hit just 11 of their 43 shots, including just two of 22 three-point attempts. Williamson scored 29 points and grabbed 13 rebounds, and the Hogs advanced to the championship game with a 91-82 victory.

An entire state stood still on April 4, 1994. Arkansas fans who could not be there (more than 3,000 made the trip to Charlotte) watched and listened in every corner of the state. President Clinton was there again, and so was Duke, the 1991 and '92 national champion.

After an airtight first half that ended with Arkansas holding a 34-33 lead, Duke jumped out to a 10-point advantage in the first three minutes of the second half. However, the pace of the game picked up during the run and it never slowed down. The Razorbacks took advantage and were even with the Devils less than five minutes later.

When Arkansas built a 70-65 lead late in the contest it looked safe, but Grant Hill's three tied the game with 1:29 remaining.

Although Williamson finished with 23 points, there was no doubt who would take the next shot for Arkansas. Thurman launched a high-arching three-point attempt with only seconds left on the shot clock. The shot fell with 51 seconds left and when it settled through the net, the outcome had been determined. A pair of free throws by McDaniel and another by Dillard sealed Duke's fate, 76-72.

Once the national championship belonged to the Hogs, an entire state celebrated. President Clinton embraced Richardson on the court and later officially honored the Razorbacks at the White House.

The 1994 NCAA championship trophy is on display at Bud Walton Arena.



Corliss Williamson was named the Most Outstanding Player of the 1994 Final Four after averaging 26.0 points and 10.5 rebounds in Arkansas' two wins.



### No. 3 ARKANSAS 103, TEXAS 96 Feb. 4, 1990, at Austin, Texas

Arkansas already had a two-game lead over Texas in the Southwest Conference when the Razorbacks invaded Austin for a nationally televised game.

The Hogs owned a four-game winning streak over the Longhorns, and it was a must-win situation for Texas. The Razorbacks led for most of the first half but Texas gained a five-point advantage midway through the second half. It was 77-72 'Horns when Todd Day fouled out for Arkansas 3:31 from the end.

Texas still led, 86-83, and had Travis Mays at the free throw line with 12 seconds left, but Mays missed the free throw and Lee Mayberry stunned the Texas crowd of more than 16,000 with a long three-pointer three seconds from the buzzer to send the game into overtime.

Arkansas made sure Texas never recovered. A three-pointer by Ernie Murry got the Hogs started and Mayberry's jumper at 3:20 put the Hogs in front to stay. Mayberry and Lenzie Howell each scored 23 points to offset 24 by Joey Wright, 23 by Mays and 22 by Lance Blanks. The victory gave Arkansas a three-game lead it never surrendered on its way to the SWC title.

### Arkansas 103, Texas 96 (OT) Erwin Center • Austin, Texas • Att.: 16,231

Arkansas		Tot-FG		3-Pt		FT		FTA		Rebounds			PF	TP	A	TO	BLK	S	MIN
#	Player	FG	FGA	FG	FGA	FT	FTA	OF	DE	Tot	PF	TP	A	TO	BLK	S	MIN		
10	Todd Day *	7	16	0	0	3	4	3	2	5	5	17	1	3	2	3	33		
24	Lenzie Howell *	10	19	0	0	3	5	1	3	4	2	23	2	3	1	3	31		
55	Mario Credit *	0	2	0	0	0	0	1	1	2	2	0	0	0	1	2	10		
11	Lee Mayberry *	9	16	2	4	3	3	1	6	7	4	23	3	5	0	0	43		
20	Arllyn Bowers *	0	4	0	1	2	2	0	1	1	3	2	0	0	0	0	11		
14	Ernie Murry	3	6	2	3	1	1	1	3	4	2	9	2	0	0	2	18		
21	Darrell Hawkins	1	2	0	0	0	0	0	1	1	0	2	0	2	0	0	6		
22	Cannon Whitby	0	0	0	0	0	0	0	0	0	0	0	0	0	0	0	1		
25	Oliver Miller	3	11	0	0	2	2	5	8	13	4	8	0	4	10	4	32		
31	Ron Huery	4	7	0	0	7	9	0	3	3	4	15	4	1	2	0	32		
42	Larry Marks	2	3	0	0	0	0	0	0	0	0	4	0	0	0	0	8		
TEAM										4	5								
Totals		39	86	4	8	21	26	13	32	45	26	103	12	18	16	14	225		
FG%		1st Half: 18-38 .473		2nd Half: 21-48 .437		Game: 453		DEADBALL											
3-Pt. FG%		1st Half: 1-4 .250		2nd Half: 3-4 .750		Game: 500		REBOUNDS											
F Throw%		1st Half: 7-9 .777		2nd Half: 14-17 .823		Game: 807		1											

Texas		Tot-FG		3-Pt		FT		FTA		Rebounds			PF	TP	A	TO	BLK	S	MIN
#	Player	FG	FGA	FG	FGA	FT	FTA	OF	DE	Tot	PF	TP	A	TO	BLK	S	MIN		
32	Lance Blanks *	4	15	1	4	13	14	1	4	5	3	22	5	2	0	4	45		
42	Locksley Collie *	4	14	0	0	7	12	9	7	16	5	15	1	4	0	0	38		
44	Guillermo Myers *	5	8	0	0	0	1	6	7	13	4	10	0	2	3	1	36		
12	Joey Wright *	7	15	3	6	7	7	2	4	6	3	24	4	9	0	1	44		
14	Travis Mays *	9	23	3	9	2	3	2	8	10	4	23	1	6	1	2	45		
3	Benford Williams	1	5	0	0	0	0	3	3	6	4	2	0	1	1	0	13		
11	Courtney Jeans	0	0	0	0	0	0	1	1	0	0	0	1	0	0	0	2		
55	George Muller	0	0	0	0	0	0	0	1	1	0	0	0	0	0	0	2		
TEAM										2	2								
Totals		30	80	7	19	29	37	23	37	60	23	96	11	25	5	8	225		
FG%		1st Half: 13-35 .371		2nd Half: 17-45 .378		Game: 375		DEADBALL											
3-Pt. FG%		1st Half: 2-6 .333		2nd Half: 5-13 .385		Game: 368		REBOUNDS											
F Throw%		1st Half: 12-14 .857		2nd Half: 17-23 .739		Game: 784		4											

Score by Periods	1st	2nd	OT	Total
Arkansas	44	42	17	103
Texas	40	46	10	96



No. 12 ARKANSAS 73, No. 2 HOUSTON 68  
March 4, 1984, at Fayetteville

Hakeem Olajuwon and Houston were on their way to their third consecutive Final Four, they were ranked second nationally and hadn't lost a Southwest Conference game in two years. The Cougars had gone 16-0 in 1983 and were 15-0 going into the regular season finale at Barnhill Arena.

Arkansas was outstanding as well. The Hogs already had upset top-ranked North Carolina at Pine Bluff, but at 13-2 couldn't catch Houston in the SWC standings. No one in the overflow crowd of 9,438 cared as they watched a terrific contest showcased by national television.

Olajuwon was held to 10 points before fouling out, but Michael Young picked up the slack with 22 and Alvin Franklin earned 21. They weren't as hot as the Hogs, though. Joe Kleine, whose inside power put Olajuwon in foul trouble, scored 22 points, hitting all 10 of his free throws. Charles Balentine added 16, Ricky Norton 14 and Alvin Robertson 13 points and nine assists.


Houston led at the half but saw its hopes dim when Olajuwon drew his fourth and fifth fouls in a 38-second span six minutes from the end while trying to stop Kleine inside. Kleine hit all four free throws and the Hogs had a huge victory.

Arkansas 73, Houston 68  
Barnhill Arena • Fayetteville, Ark. • Att.: 9,438

Table with columns: #, Player, Tot-FG, FGA, FT, FTA, Rebounds (Tot, PF), TP, A, TO, BLK, S, MIN. Includes game statistics for FG%, F Throw%, and DEADBALL REBOUNDS.

Table with columns: #, Player, Tot-FG, FGA, FT, FTA, Rebounds (Tot, PF), TP, A, TO, BLK, S, MIN. Includes game statistics for FG%, F Throw%, and DEADBALL REBOUNDS.

Technical fouls: Houston - Olajuwon  
Score by Periods table with columns: 1st, 2nd, Total for Houston and Arkansas.



ARKANSAS 104, No. 2 AUBURN 88  
Feb. 24, 1999, at Fayetteville

Auburn hadn't won a SEC championship in 39 years but had already clinched the title and was ranked second nationally with a 25-1 record when the Tigers came to Bud Walton Arena for Arkansas' regular season home finale.

The Razorbacks had stunned fifth-ranked Kentucky four days earlier and believed a win over Auburn would clinch a spot in the NCAA Tournament. It was an emotional evening before the game started. Seniors Derek Hood, Pat Bradley and Kareem Reid, record-setters who persevered through four sometimes-difficult seasons, were introduced to the Bud Walton Arena fans for the final time.

Arkansas' fans created the noisiest environment Coach Nolan Richardson, his players and long-time followers of the program could ever remember. An overflow crowd of 20,298 nearly shook the building with an incredible level of exhortation. Not a player or coach on either side completed an interview without mentioning the crowd.

It was a one-point game with 16:26 left but a rebound basket by Hood spurred the Razorbacks to a 30-10 run that left Auburn in shock. Both teams were quick, but the Tigers must have thought there were more than five Hogs on the floor as the noise pushed Arkansas beyond its highest previous performance level of the campaign.

Arkansas 104, Auburn 88  
Bud Walton Arena • Fayetteville, Ark. • Att.: 20,298

Table with columns: #, Player, Tot-FG, FGA, 3-Pt, FGA, FT, FTA, Rebounds (Tot, PF), TP, A, TO, BLK, S, MIN. Includes game statistics for FG%, 3-Pt FG%, F Throw%, and DEADBALL REBOUNDS.

Table with columns: #, Player, Tot-FG, FGA, 3-Pt, FGA, FT, FTA, Rebounds (Tot, PF), TP, A, TO, BLK, S, MIN. Includes game statistics for FG%, 3-Pt FG%, F Throw%, and DEADBALL REBOUNDS.





## NCAA LEADERS

### NCAA INDIVIDUAL STATISTICAL LEADERS

1991	Oliver Miller, 70.4 field goal percentage (254-361)
1976	Sidney Moncrief, 66.5 field goal percentage (149-224)*
1974	Rickey Medlock, 91.6 free throw percentage (87-95)
1961-63	Tommy Boyer, 89.2 career free throw pct. (315-353)**
1963	Tommy Boyer, 44 consecutive free throws**
1963	Tommy Boyer, 91.3 free throw percentage (147-161)
1962	Tommy Boyer, 93.3 free throw percentage (125-134)


\* All-time NCAA record for a freshman

\*\* Since broken

### NCAA TEAM STATISTICAL LEADERS

1999	292 three-point field goals made
1995	361 three-point field goals made*
1995	721 assists
1995	3,416 points scored
1995	445 steals
1995	39 games played
1994	91.2 winning percentage (31-3)
1994	301 three-point field goals made
1994	687 assists
1994	20.2 assists per game
1994	91.2 winning percentage (31-3)
1994	17.9-point margin of victory (93.4-75.6)
1992	674 assists
1991	3,783 points scored
1991	467 steals
1989	11.6 steals (372 in 32 games)
1978	54.6 field goal percentage (1,060-1,943)
1977	54.5 field goal percentage (849-1,558)
1962	.776 free throw percentage (502-647)

\* All-time NCAA record



### No. 9 ARKANSAS 94, No. 5 KENTUCKY 92 Jan. 29, 1995, at Fayetteville

Kentucky's second-ever trip to Fayetteville was a highly-anticipated event. CBS moved the game to Super Bowl Sunday to ensure a large audience for the nationally televised event.

By halftime it was obvious another special event was taking place, just as every Arkansas-Kentucky game had been. The Wildcats led by one when Reggie Garrett stunned the visitors with a halfcourt buzzer shot to give Arkansas a 49-47 halftime lead.

Arkansas was tied or led the entire second half until Walter McCarty's short jumper gave Kentucky an 82-80 lead with 5:19 left. From that point on, neither team led by more than four, and there were three ties and three lead changes.

Scotty Thurman, Arkansas' greatest last-second shot maker ever, made sure the crowd went home happy. He drove past UK defenders, pulled up and hit an 18-footer with eight seconds to go to put the Razorbacks in front for good. McDaniel made a baseline steal in the final second and hit a free throw for the final margin.

Thurman and Corliss Williamson combined for 50 points as the Hogs won their fourth straight regular season game over the Wildcats.

### Arkansas 94, Kentucky 92 Bud Walton Arena • Fayetteville, Ark. • Att.: 20,298

#### Kentucky

#	Player	Tot-FG		3-Pt			Rebounds			PF	TP	A	TO	BLK	S	MIN		
		FG	FGA	FG	FGA	FT	FTA	OF	DE								Tot	
12	Rodrick Rhodes *	4	13	1	6	2	2	0	3	3	2	11	7	4	0	2	35	
40	Walter McCarty *	7	9	2	3	0	0	2	5	7	4	16	2	0	0	0	24	
10	Andre Riddick *	1	6	0	0	0	0	1	3	5	8	4	2	1	1	3	0	24
00	Tony Delk *	9	15	6	9	7	8	1	2	3	3	21	2	3	0	1	35	
15	Jeff Sheppard *	5	9	2	5	2	2	1	2	3	5	14	2	3	0	0	26	
32	Jared Prickett	1	2	0	0	0	0	0	1	1	2	2	0	1	0	0	9	
25	Anthony Epps	2	3	2	3	2	2	0	0	0	0	8	4	1	0	1	15	
24	Antoine Walker	1	3	1	1	0	0	0	1	1	1	3	1	2	1	0	12	
41	Mark Pope	1	2	0	0	3	4	1	1	2	4	5	0	0	0	0	16	
3	Chris Harrison	0	1	0	1	0	0	0	0	0	1	0	0	0	0	0	1	
34	Scott Padgett	0	0	0	0	0	0	0	0	0	0	0	0	0	0	0	1	
22	Allen Edwards	0	1	0	1	0	0	0	0	0	0	0	0	0	0	0	2	
TEAM																		
Totals		31	64	14	29	16	19	10	22	32	26	92	19	15	4	4	200	


FG	1st Half: 15-30 .500	2nd Half: 16-34 .471	Game: 484	DEADBALL
3-Pt. FG	1st Half: 9-16 .563	2nd Half: 5-13 .385	Game: 483	REBOUNDS
F Throw	1st Half: 8-11 .727	2nd Half: 8-10 .800	Game: 842	2

#### Arkansas

#	Player	Tot-FG		3-Pt			Rebounds			PF	TP	A	TO	BLK	S	MIN	
		FG	FGA	FG	FGA	FT	FTA	OF	DE								Tot
34	Corliss Williamson *	9	15	0	0	10	13	2	7	9	1	28	3	2	3	2	33
30	Scotty Thurman *	5	6	4	5	8	8	0	4	4	2	22	2	2	0	1	37
15	Dwight Stewart *	2	7	2	5	0	0	0	3	3	5	6	2	3	2	0	19
12	Clint McDaniel *	2	5	1	4	4	6	1	0	1	2	9	4	2	0	2	30
14	Corey Beck *	2	5	0	1	4	5	2	4	6	4	8	8	4	0	1	36
23	Reggie Garrett	3	6	1	2	1	1	0	0	0	4	8	0	1	0	0	17
44	Darnell Robinson	4	8	0	2	0	0	2	2	4	1	8	1	3	1	1	16
3	Al Dillard	2	4	1	2	0	0	0	0	1	5	0	1	0	0	0	8
33	Lee Wilson	0	1	0	0	0	0	1	1	2	0	0	0	0	1	0	3
21	Landis Williams	0	0	0	0	0	0	0	0	0	0	0	0	0	0	0	1
TEAM																	
Totals		29	57	9	21	27	33	9	24	33	20	94	20	18	7	7	200

FG	1st Half: 14-28 .500	2nd Half: 15-29 .517	Game: 509	DEADBALL
3-Pt. FG	1st Half: 7-12 .583	2nd Half: 2-9 .222	Game: 429	REBOUNDS
F Throw	1st Half: 14-16 .875	2nd Half: 13-17 .765	Game: 818	3

Score by Periods	1st	2nd	Total
Kentucky	47	45	92
Arkansas	49	45	94







# » ALL-AMERICANS




**JOHN ADAMS**  
1941 - Helms Foundation 1st/  
Converse Yearbook 2nd




**TOMMY BOYER**  
1963 - UPI, Converse HM



**RON BREWER**  
1978 - Converse, USBWA, WA 1st/  
AP 2nd/BW 3rd  
Helms Foundation  
1977 - Helms Foundation



**RONNIE BREWER**  
2006 - Basketball Times 3rd  
AP, CollegeInsider.com HM




**JERRY CARLTON**  
1962- Converse HM  
1961 - Converse HM



**TODD DAY**  
1992 - WA 1st/NABC, SN, BW 2nd/  
AP & UPI 3rd  
1991 - WA 1st/AP 2nd/  
BT, NABC, BW 3rd  
1990 - Basketball Times 3rd




**MARVIN DELPH**  
1978 - Converse Yearbook 2nd  
1977 - AP, TSN HM



**BILL FLYNT**  
1946 - Helms Foundation 3rd



**FRED GRIM**  
1958 - Associated Press HM



**SCOTT HASTINGS**  
1982 - Helms Foundation  
1981 - Helms Foundation



**GEORGE KOK**  
1948 - AP 3rd  
1946 - Sporting News 2nd



**GENE LAMBERT**  
1929 - Helms Foundation 1st




**LEE MAYBERRY**  
1992 - AP, Basketball Times &  
NABC 3rd



**SIDNEY MONCRIEF**  
1979 - AP, Converse, NABC, USBWA,  
WA 1st/TSN & UPI 2nd  
1978 - WA 1st/UIP 2nd/AP,  
NABC 3rd/Helms  
1977 - AP, TSN HM



**TOM PICKELL**  
1929 - College Humor Magazine



**IKE POOLE**  
1936 - Helms Foundation 1st/  
Converse 2nd




**BOBBY PORTIS**  
2015 - Associated Press, USBWA 2nd,  
Sporting News 3rd



**CLYDE RHODEN**  
1960 - Converse HM




**JACK ROBBINS**  
1938 - NEA 3rd




**ALVIN ROBERTSON**  
1984 - UPI 2nd/AP 3rd






**GLEN ROSE**  
1928 - Helms Foundation 1st  
(1978 NABC Golden Anniversary Award)



**WEAR SCHOONOVER**  
1930 - College Humor Magazine 2nd



**JAMES "DOC" SEXTON**  
1932 - College Humor Magazine 3rd  
1931 - College Humor Magazine 3rd



**MARTIN TERRY**  
1973 - Helms Foundation 1st



**SCOTTY THURMAN**  
1995 - Basketball Times 3rd  
Associated Press HM  
1994 - Associated Press HM



**DARRELL WALKER**  
1983 - AP/Converse & UPI 2nd  
Helms Foundation



**CORLISS WILLIAMSON**  
1995 - TSN, WA, BW 1st/AP,  
NABC, UPI, USBWA 2nd  
1994 - WA 1st/AP, NABC, UPI,  
USBWA, BW 2nd/BT 3rd



**CLAYTON WYNNE**  
1943 - Pic Magazine 3rd

Note: AP (1948-Present) and UPI (1949-96) selected only a first team until 1951; *College Humor Magazine* selected teams from 1929-33 and in 1936; *Converse Yearbook* selected teams from 1932-83; the Helms Foundation (1905-83) selected only a first team; the NABC selected only a first team until 1948; NEA (Newspaper Enterprise Association) selected teams from 1917-73; *Pic Magazine* selected teams from 1942-44; The Sporting News selected teams from 1943-46 and since 1997; the USBWA (United States Basketball Writers Association) selected a 10-player first team from 1957-83, five-player first and second teams from 1984-97 and added a third team in 1998; and the Wooden Award has selected a first and second team since 1977.

## FRESHMEN ALL-AMERICANS




**PATRICK BEVERLEY**  
2007 - CollegeInsider.com 1st  
Basketball Times 2nd  
Rivals.com  
CollegeHoops.net 3rd



**RONNIE BREWER**  
2004 - Rivals.com 2nd  
College Basketball News 3rd



**COURTNEY FORTSON**  
2009 - CollegeHoops.net 3rd




**JOE JOHNSON**  
2000 - Basketball Times 2nd



**MARSHAWN POWELL**  
2010 - Rivals.com 3rd



**SCOTTY THURMAN**  
1993 - Sporting News 1st



**CORLISS WILLIAMSON**  
1993 - Sporting News 1st

### Legend

- AP - Associated Press
- BT - *Basketball Times*
- BW - *Basketball Weekly*
- Converse - Converse Magazine
- NABC - National Association of Basketball Coaches
- NEA - Newspaper Enterprises Association
- SN - Sporting News
- UPI - United Press International
- USBWA - United States Basketball Writers Association
- WA - Wooden Award



Scotty Thurman is the only player in program history to earn first team All-SEC honors three times.

**ALL-SEC**

- 2018 Jaylen Barford, Coaches' 1st, AP 2nd  
Daryl Macon, AP 1st, Coaches' 2nd
- 2017 Moses Kingsley, AP & Coaches' 2nd
- 2016 Moses Kingsley, AP & Coaches' 2nd
- 2015 Bobby Portis, AP & Coaches' 1st  
Michael Qualls, AP & Coaches' 2nd
- 2014 Bobby Portis, Coaches' 2nd
- 2013 BJ Young, Coaches' 2nd, AP HM  
Marshawn Powell, Coaches' 2nd, AP HM
- 2012 BJ Young, Coaches' 2nd, AP HM
- 2011 Rotnei Clarke, Coaches' 2nd, AP HM
- 2010 Courtney Fortson, Coaches' 2nd, AP HM
- 2009 Mike Washington, Coaches' & AP 2nd
- 2008 Sonny Weems, Coaches' 1st, AP 2nd
- 2007 Patrick Beverley, Coaches' 2nd
- 2006 Ronnie Brewer, Coaches' & AP 1st  
Jonathon Modica, Coaches' 2nd, AP HM
- 2005 Ronnie Brewer, Coaches' 1st, AP 2nd
- 2004 Jonathon Modica, Coaches' 2nd
- 2002 Jannero Pargo, AP & Coaches' 3rd
- 2001 Joe Johnson, Coaches' 2nd, AP 3rd  
Jannero Pargo, AP & Coaches' 3rd
- 2000 Joe Johnson, AP 2nd, Coaches' 3rd
- 1999 Derek Hood, AP & Coaches' 2nd
- 1998 Nick Davis, AP 1st, Coaches' 2nd  
Pat Bradley, AP & Coaches' 2nd
- 1997 Pat Bradley, AP & Coaches' 3rd  
Derek Hood, AP & Coaches' 3rd
- 1995 Scotty Thurman, AP & Coaches' 1st  
Corliss Williamson, AP & Coaches' 1st  
Corey Beck, AP 3rd  
Clint McDaniel, AP 3rd
- 1994 Scotty Thurman, AP & Coaches' 1st  
Corliss Williamson, AP & Coaches' 1st

- 1993 Scotty Thurman, AP 2nd, Coaches' 1st  
Darrell Hawkins, AP 3rd, Coaches' 2nd  
Corliss Williamson, Coaches' 2nd
- 1992 Todd Day, AP 1st, Coaches'  
Lee Mayberry, AP 1st, Coaches'  
Oliver Miller, AP 3rd

\* Coaches began selecting more than one team following the 1992 season.

**SEC ALL-FRESHMAN SELECTIONS**

- 2018 Daniel Gafford
- 2015 Anton Beard
- 2014 Bobby Portis
- 2012 BJ Young
- 2010 Marshawn Powell
- 2009 Courtney Fortson
- 2007 Patrick Beverley
- 2005 Darian Townes
- 2004 Ronnie Brewer  
Olu Famutimi
- 2003 Jonathon Modica
- 2000 Joe Johnson
- 1997 Glendon Alexander
- 1996 Kareem Reid
- 1994 Darnell Robinson
- 1993 Scotty Thurman  
Corliss Williamson

**SEC PLAYER OF THE YEAR (Coaches)**

- 2015 Bobby Portis
- 1995 Corliss Williamson
- 1994 Corliss Williamson

**SEC PLAYER OF THE YEAR (AP)**

- 2015 Bobby Portis
- 1995 Corliss Williamson
- 1994 Corliss Williamson

**SEC NEWCOMER OF THE YEAR (AP)**

- 2007 Patrick Beverley

**SEC FRESHMAN OF THE YEAR**

- 2007 Patrick Beverley

**SEC DEFENSIVE PLAYER OF THE YEAR**

- 2007 Steven Hill

**SEC ALL-DEFENSIVE TEAM**

(Selected in '91 and '92; and started again in '08)

- 2017 Moses Kingsley
- 2016 Moses Kingsley
- 2011 Delvon Johnson
- 2008 Steven Hill
- 1992 Lee Mayberry

**SEC SIXTH MAN OF THE YEAR**

- 2006 Eric Ferguson

**SEC PRESEASON PLAYER OF THE YEAR**

- 2016 Moses Kingsley
- 2005 Ronnie Brewer
- 2001 Joe Johnson

**SEC PLAYERS OF THE WEEK**

- 2018 Daryl Macon, Dec. 18  
Daryl Macon, Jan. 1  
Daryl Macon, Jan. 29
- 2017 Daryl Macon, Feb. 20
- 2016 Anthlon Bell, Jan. 11  
Moses Kingsley, Feb. 1
- 2015 Michael Qualls, Dec. 1  
Bobby Portis, Jan. 12  
Bobby Portis, Feb. 16
- 2013 BJ Young, Dec. 31  
Marshawn Powell, Feb. 18
- 2011 Rotnei Clarke, Jan. 31 & Feb. 28
- 2010 Rotnei Clarke, Nov. 16  
Courtney Fortson, Feb. 8
- 2009 Michael Washington, Nov. 17 & Jan. 5  
Courtney Fortson, Dec. 15
- 2008 Sonny Weems, Feb. 4
- 2007 Gary Ervin, Jan. 8 & March 5
- 2006 Jonathon Modica, Feb. 6
- 2005 Jonathon Modica, Feb. 14
- 2002 Jannero Pargo, Dec. 23 & Jan. 28
- 2001 Jannero Pargo, Jan. 22
- 1998 Kareem Reid, Dec. 15
- 1995 Corliss Williamson, Feb. 13  
Scotty Thurman, Feb. 20
- 1994 Scotty Thurman, Feb. 7 & Feb. 21  
Corliss Williamson, Feb. 28
- 1992 Todd Day, Jan. 13 & March 2

**SEC FRESHMAN POW**

(Beginning in 2007)

- 2018 Daniel Gafford, Dec. 11  
Daniel Gafford, Jan. 22  
Daniel Gafford, Feb. 19
- 2015 Anton Beard, Feb. 23
- 2013 Bobby Portis, Dec. 9, Jan. 6, Feb. 10
- 2012 BJ Young, Jan. 9
- 2010 Marshawn Powell, Feb. 1
- 2009 Courtney Fortson, Dec. 22
- 2007 Patrick Beverley, Nov. 13, Nov. 27, Feb. 19



Ronnie Brewer was a two-time All-SEC first team choice by the league coaches before making the jump to the NBA as a first round pick in 2006.





Bobby Portis became the first player in program history with 1,000 points and 500 rebounds as a sophomore, leading Arkansas back to the NCAA Tournament in 2015.

**SEC COMMUNITY SERVICE TEAM**

- 2018 Trey Thompson
- 2017 Moses Kingsley
- 2016 Keaton Miles
- 2015 Moses Kingsley
- 2014 Kikko Haydar
- 2013 Kikko Haydar
- 2012 Michael Sanchez
- 2011 Marcus Britt
- 2010 Rotnei Clarke
- 2009 Michael Sanchez
- 2008 Darian Townes
- 2007 Sean McCurdy
- 2006 Dontell Jefferson
- 2005 Steven Hill
- 2004 Billy Pharis
- 2003 Blake Eddins
- 2002 Blake Eddins
- 2001 Brandon Davis
- 2000 Brandon Davis
- 1999 Pat Bradley

**NATIONAL ASSOCIATION OF BASKETBALL COACHES (NABC) ALL-DISTRICT**

- 2018 Jaylen Barford, 1st  
Daryl Macon, 2nd
- 2017 Moses Kingsley, 2nd
- 2015 Bobby Portis, 1st  
Michael Qualls, 2nd
- 2013 Marshawn Powell, 2nd
- 2009 Michael Washington, 2nd
- 2008 Sonny Weems, 2nd
- 2007 Patrick Beverley, 2nd
- 2006 Ronnie Brewer, 1st
- 2005 Ronnie Brewer, 1st
- 2002 Jannero Pargo, 1st
- 2001 Joe Johnson, 1st
- 1999 Derek Hood, 2nd

- Kareem Reid, 2nd
- 1998 Kareem Reid, 2nd
- 1997 Kareem Reid, 2nd
- 1995 Corliss Williamson, 1st  
Scotty Thurman, 2nd
- 1994 Scotty Thurman, 1st  
Corliss Williamson, 1st
- 1993 Scotty Thurman, 2nd
- 1992 Todd Day, 1st  
Lee Mayberry, 2nd  
Oliver Miller, 2nd
- 1991 Todd Day, 1st  
Lee Mayberry, 1st  
Oliver Miller, 1st
- 1990 Todd Day, 1st  
Lenzie Howell, 1st  
Lee Mayberry, 1st  
Oliver Miller, 1st
- 1988 Andrew Lang, 1st
- 1985 Charles Ballentine, 1st  
Joe Kleine, 1st
- 1984 Alvin Robertson, 1st  
Joe Kleine, 2nd
- 1983 Darrell Walker, 1st
- 1982 Scott Hastings, 1st
- 1981 Scott Hastings, 1st  
U.S. Reed, 1st
- 1980 U.S. Reed, 1st  
Scott Hastings, 2nd
- 1979 Sidney Moncrief, 1st
- 1978 Ron Brewer, 1st  
Marvin Delph, 1st  
Sidney Moncrief, 1st
- 1977 Ron Brewer, 1st  
Marvin Delph, 1st  
Sidney Moncrief, 1st
- 1976 Marvin Delph, 3rd  
Daryll Saulsberry, 3rd

- 1975 Kent Allison, 1st  
Rickey Medlock, 3rd
- 1974 Dean Tolson, 2nd
- 1973 Martin Terry, 1st  
Dean Tolson, 3rd
- 1972 Martin Terry, 3rd
- 1968 James Eldridge, 3rd
- 1967 Tommy Rowland, 2nd
- 1966 Ricky Sugg, 2nd
- 1965 Ricky Sugg, 3rd
- 1964 Jim Magness, 2nd
- 1963 Tommy Boyer, 2nd
- 1962 Jerry Carlton, 1st  
Tommy Boyer, 2nd
- 1960 Clyde Rhoden, 1st
- 1958 Fred Grim, 1st
- 1957 Terry Day
- 1956 Jerald Barnett
- 1955 Buddy Smith
- 1954 Jerald Barnett
- 1953 Gene Lambert
- 1950 Robert Ambler  
James Cathcart

**UNITED STATES BASKETBALL WRITERS ASSOCIATION (USBWA) ALL-DISTRICT VII**

- 2018 Jaylen Barford  
Daryl Macon
- 2017 Moses Kingsley
- 2016 Moses Kingsley
- 2015 Bobby Portis  
Michael Qualls
- 2014 Bobby Portis
- 2013 Marshawn Powell, BJ Young
- 2012 BJ Young
- 2011 Rotnei Clarke
- 2010 Rotnei Clarke
- 2009 Michael Washington
- 2008 Sonny Weems
- 2007 Patrick Beverley
- 2006 Ronnie Brewer
- 2005 Ronnie Brewer
- 2004 Jonathon Modica

**USBWA ALL-DISTRICT POY**

- 2015 Bobby Portis

**USBWA ALL-AMERICA SECOND TEAM**

- 2015 Bobby Portis



## ALL-TOURNAMENT

### FINAL FOUR

- 1995 Clint McDaniel  
Corliss Williamson
- 1994 Corey Beck  
Scotty Thurman  
Corliss Williamson - MVP
- 1978 Ron Brewer

*Final Four All-Tournament teams started in 1952*

### NCAA TOURNAMENT

#### ALL-REGIONAL MIDWEST

- 1995 Scotty Thurman  
Corliss Williamson - MVP
- 1994 Clint McDaniel  
Scotty Thurman  
Corliss Williamson
- 1990 Lenzie Howell - MVP  
Lee Mayberry  
Oliver Miller
- 1991 Todd Day  
Oliver Miller
- 1979 Sidney Moncrief  
Steve Schall

#### MIDEAST

- 1983 Darrell Walker

#### WEST

- 1978 Ron Brewer - MVP  
Marvin Delph  
Sidney Moncrief

### SEC TOURNAMENT

- 2017 Daryl Macon
- 2015 Michael Qualls
- 2008 Charles Thomas  
Darian Townes
- 2007 Sonny Weems
- 2001 Joe Johnson
- 2000 Brandon Dean - MVP  
Joe Johnson
- 1999 Derek Hood  
Kareem Reid
- 1995 Scotty Thurman  
Corliss Williamson
- 1994 Corliss Williamson
- 1992 Todd Day

### NABC ALL-STAR GAME PARTICIPANTS

- 1993 Darrell Hawkins
- 1992 Lee Mayberry
- 1991 Ron Huery
- 1988 Andrew Lang
- 1984 Alvin Robertson
- 1983 Darrell Walker
- 1982 Scott Hastings
- 1979 Sidney Moncrief

## COACH OF THE YEAR

### NATIONAL

- 1994 Nolan Richardson - NABC, Naismith,  
Chevrolet/CBS, Atlanta Tipoff Club,  
Kodak
- 1978 Eddie Sutton - AP, UPI, USBWA

### NABC DISTRICT 9

- 1994 Nolan Richardson
- 1991 Nolan Richardson
- 1990 Nolan Richardson
- 1978 Eddie Sutton
- 1977 Eddie Sutton

### SEC


- 1998 Nolan Richardson - Coaches' &  
Birmingham Tipoff Club (Rupp Cup)

### SEC LEGENDS

- 2018 Jonathan Modica
- 2017 Oliver Miller
- 2016 Pat Bradley
- 2015 Darrell Walker
- 2014 Clint McDaniel
- 2013 Jerry Carlton
- 2012 Nolan Richardson
- 2011 George Kok
- 2010 Jim Counce
- 2009 Scotty Thurman
- 2008 Corliss Williamson
- 2007 U.S. Reed
- 2006 Marvin Delph
- 2005 Scott Hastings
- 2004 Todd Day
- 2003 Lee Mayberry
- 2002 Ron Brewer
- 2001 Joe Kleine
- 2000 Tommy Boyer
- 1999 Sidney Moncrief

### OLYMPIANS

- 1984 Joe Kleine  
Alvin Robertson



*Eddie Sutton was named national coach of the year following the Final Four season of 1978.*






Martin Terry earned All-SWC first-team honors in 1972 and 1973.

- |      |                  |      |                    |
|------|------------------|------|--------------------|
| 1974 | Dean Tolson      | 1937 | Don Lockard        |
| 1973 | Martin Terry     |      | Jack Robbins       |
| 1972 | Martin Terry     | 1936 | Elwin Gilliland    |
| 1963 | Tommy Boyer      |      | Jim Lee Howell     |
| 1962 | Jerry Carlton    |      | Ike Poole          |
|      | Tommy Boyer      | 1935 | Taft Moody         |
| 1961 | Jerry Carlton    |      | Ike Poole          |
|      | Clyde Rhoden     | 1934 | Taft Moody         |
|      | Pat Foster       | 1933 | Tom Murphy         |
| 1960 | Clyde Rhoden     | 1932 | Tom Murphy         |
| 1958 | Fred Grim        |      | James "Doc" Sexton |
| 1956 | Jerald Barnett   | 1931 | Milan Creighton    |
|      | Manuel Whitley   | 1930 | Wear Schoonover    |
| 1951 | D.L. Miller      |      | Milan Creighton    |
| 1950 | Jim Cathcart     |      | Roy Prewitt        |
| 1949 | Kenneth Kearns   | 1929 | Tom Pickell        |
| 1948 | George Kok       |      | Gene Lambert Sr.   |
| 1947 | Alvin Williams   |      | Wear Schoonover    |
| 1946 | George Kok       | 1928 | Glen Rose          |
| 1945 | George Kok       |      | Tom Pickell        |
| 1944 | Deno Nichols     |      | Gene Lambert Sr.   |
|      | Billy Flynt      |      | Wear Schoonover    |
| 1943 | Gordon Carpenter | 1927 | Glen Rose          |
|      | Clayton Wynne    |      | Harold Steele      |
| 1942 | R.C. Pitts       |      | Tom Pickell        |
| 1941 | Johnny Adams     | 1926 | Rolla Adams        |
|      | John Frieberger  |      | Elbert Pickell     |
|      | Howard Hickey    |      | Glen Rose          |
| 1940 | Howard Hickey    |      | Curtis Parker      |
| 1939 | Johnny Adams     | 1925 | Rolla Adams        |
| 1938 | Don Lockard      |      |                    |
|      | Jack Robbins     |      |                    |

**ALL-SOUTHWEST CONFERENCE**

(First team only)

- |      |                 |
|------|-----------------|
| 1991 | Todd Day        |
|      | Lee Mayberry    |
|      | Oliver Miller   |
| 1990 | Todd Day        |
|      | Lee Mayberry    |
| 1989 | Keith Wilson    |
| 1988 | Ron Huery       |
| 1985 | Joe Kleine      |
| 1984 | Joe Kleine      |
|      | Alvin Robertson |
| 1983 | Darrell Walker  |
| 1982 | Scott Hastings  |
| 1981 | Scott Hastings  |
| 1980 | Scott Hastings  |
| 1979 | Sidney Moncrief |
| 1978 | Ron Brewer      |
|      | Marvin Delph    |
|      | Sidney Moncrief |
| 1977 | Ron Brewer      |
|      | Marvin Delph    |
|      | Sidney Moncrief |
| 1975 | Kent Allison    |
|      | Robert Birden   |



Alvin Robertson was a All-SWC first team selection in 1984, the same year he earned All-America honors.



# ALL-TIME FINAL RANKINGS

## 1977

*Associated Press*

- Michigan
- UCLA
- Kentucky
- UNLV
- North Carolina
- Syracuse
- Marquette
- San Francisco
- Wake Forest
- Notre Dame
- Alabama
- Detroit
- Minnesota
- Utah
- Tennessee
- Kansas St.
- UNC-Charlotte
- ARKANSAS**
- Louisville
- Virginia Military

*United Press International*

- Michigan
- San Francisco
- North Carolina
- UCLA
- Kentucky
- UNLV
- ARKANSAS**
- Tennessee
- Syracuse
- Utah
- Kansas St.
- Cincinnati
- Louisville
- Marquette
- Providence
- Indiana St.
- Minnesota
- Alabama
- Detroit
- Purdue

## 1978

*Associated Press*

- Kentucky
- UCLA
- DePaul
- Michigan St.
- ARKANSAS**
- Notre Dame
- Duke
- Marquette
- Georgia Tech
- Kansas
- San Francisco
- New Mexico
- Indiana
- Utah
- Florida St.
- North Carolina
- Texas
- Detroit
- Miami (Ohio)
- Pennsylvania

*UPI*

- Kentucky
- UCLA
- Marquette
- New Mexico
- Michigan St.
- ARKANSAS**
- DePaul
- Kansas
- Duke
- North Carolina
- Notre Dame
- Florida St.
- San Francisco
- Louisville
- Indiana
- Houston

- Utah St.
- Utah
- Texas
- Georgetown

## 1979

*Associated Press*

- Indiana St.
- UCLA
- Michigan St.
- Notre Dame
- ARKANSAS**
- DePaul
- LSU
- Syracuse
- North Carolina
- Marquette
- Duke
- San Francisco
- Louisville
- Pennsylvania
- Purdue
- Oklahoma
- St. John's (N.Y.)
- Rutgers
- Toledo
- Iowa

*UPI*

- Indiana St.
- UCLA
- North Carolina
- Michigan St.
- Notre Dame
- ARKANSAS**
- Duke
- DePaul
- LSU
- Syracuse
- Iowa
- Georgetown
- Marquette
- Purdue
- Texas
- Temple
- San Francisco
- Tennessee
- Louisville
- Detroit

## 1981

*Associated Press*

- DePaul
- Oregon St.
- Arizona St.
- LSU
- Virginia
- North Carolina
- Notre Dame
- Kentucky
- Indiana
- UCLA
- Wake Forest
- Louisville
- Iowa
- Utah
- Tennessee
- Brigham Young
- Wyoming
- Maryland
- Illinois
- ARKANSAS**

## 1982

*Associated Press*

- North Carolina
- DePaul
- Virginia
- Notre Dame
- Missouri
- Georgetown
- Minnesota
- Idaho
- Memphis St.

- Tulsa
- Fresno St.
- ARKANSAS**
- Alabama
- West Virginia
- Kentucky
- Iowa
- Ala.-Birmingham
- Wake Forest
- UCLA
- Louisville

*UPI*

- North Carolina
- DePaul
- Virginia
- Oregon St.
- Missouri
- Minnesota
- Georgetown
- Idaho
- Memphis St.
- Fresno St.
- Tulsa
- Alabama
- ARKANSAS**
- Kentucky
- Wyoming
- Iowa
- West Virginia
- Kansas St.
- Wake Forest
- Louisville

## 1983

*Associated Press*

- Houston
- Louisville
- St. John's (N.Y.)
- Virginia
- Indiana
- UNLV
- UCLA
- North Carolina
- ARKANSAS**
- Missouri
- Boston College
- Kentucky
- Villanova
- Wichita St.
- UT-Chattanooga
- N.C. St.
- Memphis St.
- Georgia
- Oklahoma St.
- Georgetown

*UPI*

- Houston
- Louisville
- St. John's (N.Y.)
- Virginia
- Indiana
- UNLV
- UCLA
- North Carolina
- ARKANSAS**
- Kentucky
- Villanova
- Missouri
- Boston College
- N.C. St.
- Georgia
- UT-Chattanooga
- Memphis St.
- Illinois St.
- Oklahoma St.
- Georgetown

*ESPN/USA Today*

- N.C. State
- Houston
- Minnesota
- Georgia
- Virginia

- Kentucky
- North Carolina
- St. John's (N.Y.)
- Indiana

## 10. ARKANSAS

- Villanova
- Memphis State
- Boston College
- Iowa
- Wichita State
- UCLA
- Ohio State
- UNLV
- Missouri
- Georgetown
- Fresno State
- Utah
- Syracuse
- Washington St.
- Tennessee

## 1984

*Associated Press*

- North Carolina
- Georgetown
- Kentucky
- DePaul
- Houston
- Illinois
- Oklahoma
- ARKANSAS**
- Texas-El Paso
- Purdue
- Maryland
- Tulsa
- UNLV
- Duke
- Washington
- Memphis St.
- Oregon St.
- Syracuse
- Wake Forest
- Temple

*UPI*

- North Carolina
- Georgetown
- Kentucky
- DePaul
- Houston
- Illinois
- ARKANSAS**
- Oklahoma
- Texas-El Paso
- Maryland
- Purdue
- Tulsa
- UNLV
- Washington
- Memphis St.
- Syracuse
- Indiana
- Auburn
- Oregon St.

*ESPN/USA Today*

- Georgetown
- Houston
- Kentucky
- North Carolina
- Illinois
- DePaul
- Virginia
- Wake Forest
- Memphis State
- UNLV
- Indiana
- Maryland
- ARKANSAS**
- Oklahoma
- Dayton
- Louisville
- Purdue
- Syracuse
- Washington
- Texas-El Paso
- Tulsa

- Duke
- Michigan
- SMU
- Temple

## 1985

*ESPN/USA Today*

- Villanova
- Georgetown
- St. John's (N.Y.)
- Georgia Tech
- Memphis State
- Oklahoma
- North Carolina
- Louisiana Tech
- Michigan
- N.C. State
- Illinois
- Loyola (Ill.)
- Duke
- Auburn
- Boston College
- Kansas
- Syracuse
- Maryland
- Va. Commonwealth
- UNLV
- UAB
- Alabama
- UCLA
- Kentucky
- ARKANSAS**

## 1989

*UPI*

- Arizona
- Georgetown
- Illinois
- North Carolina
- Oklahoma
- Indiana
- Duke
- Missouri
- Syracuse
- Michigan
- Seton Hall
- Stanford
- Louisville
- UNLV
- Iowa
- Florida St.
- N.C. St.
- West Virginia
- Alabama

*ESPN/USA Today*

- Michigan
- Seton Hall
- Illinois
- Duke
- Georgetown
- Syracuse
- Arizona
- North Carolina
- UNLV
- Indiana
- Missouri
- Oklahoma
- Louisville
- N.C. State
- Virginia
- Iowa
- Minnesota
- West Virginia
- Ball State
- ARKANSAS**
- Stanford
- Florida State
- Texas-El Paso
- South Alabama
- UCLA

## 1990

*Associated Press*

- Oklahoma
- UNLV
- Connecticut

- Michigan St.
- Kansas
- Syracuse
- ARKANSAS**
- Georgetown
- Georgia Tech
- Purdue
- Missouri
- La Salle
- Michigan
- Arizona
- Duke
- Louisville
- Clemson
- Illinois
- LSU
- Minnesota
- Loyola (Calif.)
- Oregon St.
- Alabama
- New Mexico St.
- Xavier (Ohio)

*UPI*

- Oklahoma
- UNLV
- Connecticut
- Michigan St.
- Kansas
- Syracuse
- Georgia Tech
- ARKANSAS**
- Georgetown
- Purdue
- Missouri
- Arizona
- La Salle
- Duke
- Michigan
- Louisville
- Clemson
- Illinois
- Alabama
- New Mexico St.

*ESPN/USA Today*

- UNLV
- Duke
- Georgia Tech
- ARKANSAS**
- Connecticut
- Purdue
- Michigan St.
- Minnesota
- Loyola (Calif.)
- Syracuse
- Oklahoma
- Texas
- Clemson
- Kansas
- Georgetown
- Alabama
- Xavier (Ohio)
- Michigan
- La Salle
- Missouri
- Arizona
- Ball State
- UCLA
- Louisville
- North Carolina

## 1991

*Associated Press*

- UNLV
- ARKANSAS**
- Indiana
- North Carolina
- Ohio St.
- Duke
- Syracuse
- Arizona
- Kentucky
- Utah
- Nebraska
- Kansas
- Seton Hall
- Oklahoma St.

- New Mexico St.
- UCLA
- East Tenn. St.
- Princeton
- Alabama
- St. John's (N.Y.)
- Mississippi St.
- LSU
- Texas
- DePaul
- Southern Miss

*UPI*

- UNLV
- ARKANSAS**
- Indiana
- North Carolina
- Ohio St.
- Duke
- Arizona
- Syracuse
- Nebraska
- Utah
- Seton Hall
- Kansas
- Oklahoma St.
- UCLA
- East Tenn. St.
- Alabama
- New Mexico St.
- Mississippi St.
- St. John's (N.Y.)
- Princeton
- LSU
- Michigan St.
- Georgetown
- N.C. St.
- Texas

*ESPN/USA Today*

- Duke
- UNLV
- Kansas
- North Carolina
- ARKANSAS**
- Seton Hall
- St. John's (N.Y.)
- Ohio State
- Indiana
- Arizona
- Temple
- Utah
- Oklahoma St.
- Alabama
- Connecticut
- Syracuse
- Kentucky
- E. Michigan
- Nebraska
- Georgetown
- Pittsburgh
- New Mexico St.
- N.C. State
- E. Tenn. St.
- UCLA

## 1992

*Associated Press*

- Duke
- Kansas
- Ohio St.
- UCLA
- Indiana
- Kentucky
- UNLV
- Southern Cal
- ARKANSAS**
- Arizona
- Oklahoma St.
- Cincinnati
- Alabama
- Michigan St.
- Michigan
- Missouri
- Massachusetts
- North Carolina
- Seton Hall
- Florida St.





# ALL-TIME FINAL RANKINGS

21. Syracuse
22. Georgetown
23. Oklahoma
24. DePaul
25. LSU

UPI

1. Duke
2. Kansas
3. UCLA
4. Ohio St.
5. Arizona
6. Indiana
7. Southern Cal
8. **ARKANSAS**
9. Kentucky
10. Oklahoma St.
11. Michigan St.
12. Missouri
13. Alabama
14. Cincinnati
15. North Carolina
16. Florida St.
17. Michigan
18. Seton Hall
19. Georgetown
20. Syracuse
21. Massachusetts
22. Oklahoma
23. DePaul
24. St. John's (N.Y.)
25. Tulane

ESPN/USA Today

1. Duke
2. Indiana
3. Michigan
4. Ohio State
5. Cincinnati
6. Kentucky
7. Kansas
8. UCLA
9. Oklahoma St.
10. **ARKANSAS**
11. Southern Cal
12. North Carolina
13. Seton Hall
14. Florida State
15. Massachusetts
16. Arizona
17. Memphis St.
18. Missouri
19. Alabama
20. Michigan St.
21. Georgia Tech
22. Texas-El Paso
23. Georgetown
24. Syracuse
25. LSU

**1993**

Associated Press

1. Indiana
2. Kentucky
3. Michigan
4. North Carolina
5. Arizona
6. Seton Hall
7. Cincinnati
8. Vanderbilt
9. Kansas
10. Duke
11. Florida St.
12. **ARKANSAS**
13. Iowa
14. Massachusetts
15. Louisville
16. Wake Forest
17. New Orleans
18. Georgia Tech
19. Utah
20. Western Kentucky
21. New Mexico
22. Purdue
23. Oklahoma St.

24. New Mexico St.
25. UNLV

UPI

1. Indiana
2. North Carolina
3. Michigan
4. Kentucky
5. Arizona
6. Seton Hall
7. Cincinnati
8. Vanderbilt
9. Kansas
10. Duke
11. Florida St.
12. **ARKANSAS**
13. Iowa
14. Louisville
15. Wake Forest
19. Massachusetts
17. Utah
18. New Orleans
19. Georgia Tech
20. Purdue
21. UNLV
22. Oklahoma St.
23. Virginia
24. Western Kentucky
25. New Mexico St.

ESPN/USA Today

1. North Carolina
2. Michigan
3. Kentucky
4. Kansas
5. Indiana
6. Cincinnati
7. Florida State
8. Vanderbilt
9. Duke
10. **ARKANSAS**
11. Seton Hall
12. Arizona
13. Temple
14. Wake Forest
15. Louisville
19. Western Kentucky
17. California
18. Virginia
19. Iowa
20. Utah
21. George Washington
22. Massachusetts
23. Xavier-Ohio
24. UCLA
25. Minnesota

**1994**

Associated Press

1. North Carolina
2. **ARKANSAS**
3. Purdue
4. Connecticut
5. Missouri
6. Duke
7. Kentucky
8. Massachusetts
9. Arizona
10. Louisville
11. Michigan
12. Temple
13. Kansas
14. Florida
15. Syracuse
16. California
17. UCLA
18. Indiana
19. Oklahoma St.
20. Texas
21. Marquette
22. Nebraska
23. Minnesota
24. St. Louis
25. Cincinnati

UPI

1. **ARKANSAS**
2. North Carolina
3. Purdue
4. Connecticut
5. Missouri
6. Duke
7. Massachusetts
8. Kentucky
9. Arizona
10. Louisville
11. Michigan
12. Temple
13. Kansas
14. Syracuse
15. Florida
16. California
17. UCLA
18. Indiana
19. Oklahoma St.
20. Marquette
21. Texas
22. St. Louis
23. Minnesota
24. Nebraska
25. Ala.-Birmingham

ESPN/USA Today

1. **ARKANSAS**
2. Duke
3. Arizona
4. Florida
5. Purdue
6. Missouri
7. Connecticut
8. Michigan
9. North Carolina
10. Louisville
11. Boston College
12. Kansas
13. Kentucky
14. Syracuse
15. Massachusetts
16. Indiana
17. Marquette
18. Temple
19. Iowa
20. Maryland
21. Oklahoma St.
22. UCLA
23. Minnesota
24. Texas
25. Pennsylvania

**1995**

Associated Press

1. UCLA
2. Kentucky
3. Wake Forest
4. North Carolina
5. Kansas
6. **ARKANSAS**
7. Massachusetts
8. Connecticut
9. Villanova
10. Maryland
11. Michigan St.
12. Purdue
13. Virginia
14. Oklahoma St.
15. Arizona
16. Arizona St.
17. Oklahoma
18. Mississippi St.
19. Utah
20. Alabama
21. Western Kentucky
22. Georgetown
23. Missouri
24. Iowa St.
25. Syracuse

UPI

1. UCLA
2. Kentucky

3. Wake Forest
4. Kansas
5. North Carolina
6. **ARKANSAS**
7. Massachusetts
8. Connecticut
9. Villanova
10. Michigan St.
11. Maryland
12. Purdue
13. Arizona
14. Virginia
15. Arizona St.
16. Oklahoma St.
17. Mississippi St.
18. Utah
19. Oklahoma
20. Alabama
21. Syracuse
22. Missouri
22. Iowa St.
24. Oregon
25. Stanford

\* UPI poll discontinued following 1996 season

ESPN/USA Today

1. UCLA
2. **ARKANSAS**
3. North Carolina
4. Oklahoma St.
5. Kentucky
6. Connecticut
7. Massachusetts
8. Virginia
9. Wake Forest
10. Kansas
11. Maryland
12. Mississippi St.
13. Arizona State
14. Memphis
15. Tulsa
16. Georgetown
17. Syracuse
18. Missouri
19. Purdue
20. Michigan St.
21. Alabama
22. Utah
23. Villanova
24. Texas
25. Arizona

**1996**

ESPN/USA Today

1. Kentucky
2. Massachusetts
3. Syracuse
4. Mississippi St.
5. Kansas
6. Cincinnati
7. Georgetown
8. Connecticut
9. Wake Forest
10. Texas Tech
11. Arizona
12. Utah
13. Georgia Tech
14. Louisville
15. Purdue
16. Georgia
17. Villanova
18. **ARKANSAS**
19. UCLA
20. Iowa State
21. Virginia Tech
22. Iowa
23. Marquette
24. North Carolina
25. New Mexico

**1998**

Associated Press

1. North Carolina
2. Kansas
3. Duke
4. Arizona

5. Kentucky
6. Connecticut
7. Utah
8. Princeton
9. Cincinnati
10. Stanford
11. Purdue
12. Michigan
13. Ole Miss
14. South Carolina
15. TCU
16. Michigan St.
17. **ARKANSAS**
18. New Mexico
19. UCLA
20. Maryland
21. Syracuse
22. Illinois
23. Xavier
24. Temple
25. Murray St.

ESPN/USA Today

1. Kentucky
2. Utah
3. North Carolina
4. Stanford
5. Duke
6. Arizona
7. Connecticut
8. Kansas
9. Purdue
10. Michigan St.
11. Rhode Island
12. UCLA
13. Syracuse
14. Cincinnati
15. Maryland
16. Princeton
17. Michigan
18. West Virginia
19. South Carolina
20. Ole Miss
21. New Mexico
22. **ARKANSAS**
23. Valparaiso
24. Washington
25. TCU

**1999**

Associated Press

1. Duke
2. Michigan St.
3. Connecticut
4. Auburn
5. Maryland
6. Utah
7. Stanford
8. Kentucky
9. St. John's (N.Y.)
10. Miami (Fla.)
11. Cincinnati
12. Arizona
13. North Carolina
14. Ohio St.
15. UCLA
16. Col. of Charleston
17. **ARKANSAS**
18. Wisconsin
19. Indiana
20. Tennessee
21. Iowa
22. Kansas
23. Florida
24. UNC-Charlotte
25. New Mexico

ESPN/USA Today

1. Connecticut
2. Duke
3. Michigan St.
4. Ohio St.
5. Kentucky
5. St. John's (N.Y.)
7. Auburn
8. Maryland
9. Stanford
10. Utah

11. Cincinnati
12. Miami (Fla.)
12. Gonzaga
14. Temple
15. Iowa
16. Arizona
17. Florida
18. North Carolina
19. Oklahoma
20. Miami (Ohio)
21. UCLA
22. Purdue
23. Kansas
24. SW Missouri St.
25. **ARKANSAS**

**2015**

Associated Press

1. Kentucky (65)
2. Villanova
3. Wisconsin
4. Duke
5. Arizona
6. Virginia
7. Gonzaga
8. Notre Dame
9. Iowa State
10. Kansas
11. Northern Iowa
12. Maryland
13. Oklahoma
14. Wichita State
15. North Carolina
16. Baylor
17. Louisville
18. SMU
19. Utah
20. West Virginia
21. **ARKANSAS**
22. Georgetown
23. Michigan State
24. Butler
25. VCU

ESPN/USA Today

1. Duke (29)
2. Wisconsin
3. Kentucky (2)
4. Arizona
5. Notre Dame
6. Gonzaga
7. Michigan State
8. Virginia
9. Villanova
10. Louisville
11. Wichita State
12. North Carolina
13. Oklahoma
14. Northern Iowa
15. Utah
16. Maryland
17. Kansas
18. West Virginia
19. Iowa State
20. **ARKANSAS**
21. Baylor
22. Xavier
23. Butler
24. NC State
25. Oregon



### ALL-TIME NBA DRAFT PICKS (37)

Player	Year	Team	Round	Overall
Bobby Portis	2015	Chicago Bulls	1st	22
Patrick Beverley	2009	Los Angeles Lakers	2nd	42
Sonny Weems	2008	Chicago Bulls	2nd	39
Ronnie Brewer	2006	Utah Jazz	1st	14
Joe Johnson	2001	Boston Celtics	1st	10
Darnell Robertson	1996	Dallas Mavericks	2nd	58
Corliss Williamson	1995	Sacramento Kings	1st	13
Todd Day	1992	Milwaukee Bucks	1st	8
Oliver Miller	1992	Phoenix Suns	1st	22
Lee Mayberry	1992	Milwaukee Bucks	1st	23
Isaiah Morris	1992	Miami Heat	2nd	37
Andrew Lang	1988	Phoenix Suns	2nd	28
Joe Kleine	1985	Sacramento Kings	1st	6
Charles Balentine	1985	Sacramento Kings	6th	120
Alvin Robertson	1984	San Antonio Spurs	1st	7
Leroy Sutton	1984	Dallas Mavericks	8th	176
Darrell Walker	1983	New York Knicks	1st	12
Scott Hastings	1982	New York Knicks	2nd	29
Tony Brown	1982	New Jersey Nets	4th	82
Keith Peterson	1982	Dallas Mavericks	8th	165
U.S. Reed	1981	Kansas City Kings	5th	104
Allan Zahn	1980	San Antonio Spurs	7th	153
Steve Schall	1980	San Antonio Spurs	10th	209
Sidney Moncrief	1979	Milwaukee Bucks	1st	5
Steve Schall	1979	San Antonio Spurs	5th	106
Marvin Delph	1979	Boston Celtics	6th	110
Ron Brewer	1978	Portland Trailblazers	1st	7
Marvin Delph	1978	Buffalo Braves	3rd	65
Dean Tolson	1974	Seattle Supersonics	5th	80
Dennis White	1974	Kansas City Kings	10th	167
Martin Terry	1973	Chicago Bulls	3rd	39
Jerry Carlton	1962	St. Louis Hawks	13th	96
Fred Grim	1958	Syracuse Nationals	5th	38
Walt Kearns	1953	Minneapolis Lakers	10th	87
Gene Lambert Jr.	1953	Rochester Royals	18th	117
Bob Ambler	1951	Tri-Cities Blackhawks	7th	62
Jim Cathcart	1950	Washington Capitols	7th	77

### BY TEAM

Team	Selections
Atlanta*	2
Boston	2
Brooklyn&	1
Chicago	3
Dallas	3
Los Angeles Clippers@	1
Los Angeles Lakers#	2
Miami	1
Milwaukee	3
New York	2
Oklahoma City^	1
Phoenix	2
Philadelphia!	1
Portland	1
Sacramento%	6
San Antonio	4
Utah	1

#### Team Guide

- \* 1 as Tri-Cities Blackhawks
- \* 1 as St. Louis Hawks
- & as New Jersey Nets
- @ as Buffalo Braves
- ^ as Seattle Supersonics
- ! as Syracuse Nationals
- % 2 as Kansas City Kings
- % 1 as Rochester Royals
- # 1 as Minneapolis Lakers

### BY ROUND

Round	Selections
1st	12
2nd	6
3rd	2
4th	1
5th	4
6th	2
7th	3
8th	2
9th	0
10th	3
11th	0
12th	0
13th	1
18th	1

\*The NBA Draft was reduced to two rounds in 1989

### THE NUMBERS

- 37** All-Time NBA Draft Picks (\*35 players)
- 16** All-Star Appearances
- 12** First Round Draft Picks
- 6** Top-10 Draft Picks
- 3** NBA Titles

\*Marvin Delph and Steve Schall were both drafted twice

### BY OVERALL SELECTION

Player	Year	Team	Round	Overall
Sidney Moncrief	1979	Milwaukee Bucks	1st	5
Joe Kleine	1985	Sacramento Kings	1st	6
Ron Brewer	1978	Portland Trailblazers	1st	7
Alvin Robertson	1984	San Antonio Spurs	1st	7
Todd Day	1992	Milwaukee Bucks	1st	8
Joe Johnson	2001	Boston Celtics	1st	10
Darrell Walker	1983	New York Knicks	1st	12
Corliss Williamson	1995	Sacramento Kings	1st	13
Ronnie Brewer	2006	Utah Jazz	1st	14
Oliver Miller	1992	Phoenix Suns	1st	22
Bobby Portis	2015	Chicago Bulls	1st	22
Lee Mayberry	1992	Milwaukee Bucks	1st	23
Andrew Lang	1988	Phoenix Suns	2nd	28
Scott Hastings	1982	New York Knicks	2nd	29
Isaiah Morris	1992	Miami Heat	2nd	37
Fred Grim	1958	Syracuse Nationals	5th	38
Martin Terry	1973	Chicago Bulls	3rd	39
Sonny Weems	2008	Chicago Bulls	2nd	39
Patrick Beverley	2009	Los Angeles Lakers	2nd	42
Darnell Robertson	1996	Dallas Mavericks	2nd	58
Bob Ambler	1951	Tri-Cities Blackhawks	7th	62
Marvin Delph	1978	Buffalo Braves	3rd	65
Jim Cathcart	1950	Washington Capitols	7th	77
Dean Tolson	1974	Seattle Supersonics	5th	80
Tony Brown	1982	New Jersey Nets	4th	82
Walt Kearns	1953	Minneapolis Lakers	10th	87
Jerry Carlton	1962	St. Louis Hawks	13th	96
U.S. Reed	1981	Kansas City Kings	5th	104
Steve Schall	1979	San Antonio Spurs	5th	106
Marvin Delph	1979	Boston Celtics	6th	110
Gene Lambert Jr.	1953	Rochester Royals	18th	117
Charles Balentine	1985	Sacramento Kings	6th	120
Allan Zahn	1980	San Antonio Spurs	7th	153
Keith Peterson	1982	Dallas Mavericks	8th	165
Dennis White	1974	Kansas City Kings	10th	167
Leroy Sutton	1984	Dallas Mavericks	8th	176
Steve Schall	1980	San Antonio Spurs	10th	209



Bobby Portis was the No. 22 overall pick by the Chicago Bulls in the 2015 NBA Draft and the 12th first rounder in program history.





**All-NBA Teams**

2010 - Joe Johnson, Third Team, Atlanta  
 1986 - Sidney Moncrief, Second Team, Milwaukee  
 1986 - Alvin Robertson, Second Team, San Antonio  
 1985 - Sidney Moncrief, Second Team, Milwaukee  
 1984 - Sidney Moncrief, Second Team, Milwaukee  
 1983 - Sidney Moncrief, First Team, Milwaukee  
 1982 - Sidney Moncrief, Second Team, Milwaukee

**All-Defensive Teams**

1991 - Alvin Robertson, First Team  
 1990 - Alvin Robertson, Second Team  
 1989 - Alvin Robertson, Second Team  
 1988 - Alvin Robertson, Second Team  
 1987 - Alvin Robertson, First Team  
 1986 - Sidney Moncrief, First Team, Milwaukee  
 1986 - Alvin Robertson, Second Team, San Antonio  
 1985 - Sidney Moncrief, First Team, Milwaukee  
 1984 - Sidney Moncrief, First Team, Milwaukee  
 1983 - Sidney Moncrief, First Team, Milwaukee  
 1982 - Sidney Moncrief, Second Team, Milwaukee

**NBA Titles**

Scott Hastings, 1990, Detroit  
 Joe Kleine, 1998, Chicago  
 Corliss Williamson, 2004, Detroit

**All-Star Appearances**

Joe Johnson - 7 ('07, '08, '09, '10, '11, '12, '14)  
 Sidney Moncrief - 5 ('82, '83, '84, '85, '86)  
 Alvin Robertson - 4 ('86, '87, '88, '91)

**NBA Player of the Month**

Joe Johnson (East) March '08  
 Sidney Moncrief December '81  
 Alvin Robertson December '85

**NBA All-Rookie Team**

Ron Brewer, 1978-79, First Team

**NBA Sixth Man of the Year**

Corliss Williamson, 2001-02

**NBA Defensive Player of the Year**

Sidney Moncrief, 1982-83 & 1983-84  
 Alvin Robertson, 1985-86

**NBA Most Improved Player**

Alvin Robertson, 1985-86, San Antonio



Joe Johnson reached a historic milestone in 2016-17, becoming the 42nd player in NBA history to score 20,000 career points.

**ALL-TIME NBA ROSTER**

**Jaylen Barford**

Charlotte Hornets (preseason 2018-19)

**Corey Beck**

Charlotte Hornets (1996, 1998), Detroit Pistons (1999), Charlotte Hornets (1999)

**Patrick Beverley**

Houston Rockets (2013-17), Los Angeles Clippers (2017-18)

**Ron Brewer**

Portland Trailblazers (1979-80, 1981), San Antonio Spurs (1981, 1982), Cleveland Cavaliers (1982, 1983), Golden State Warriors (1983, 1984), San Antonio Spurs (1984, 1985) New Jersey Nets (1985), Chicago Bulls (1986), Cleveland Cavaliers (1986)

**Ronnie Brewer**

Utah Jazz (2007-10), Memphis Grizzlies (2010), Chicago Bulls (2011-12), New York Knicks (2013), Oklahoma City Thunder (2013), Chicago Bulls (2014), Houston Rockets (20014)

**Tony Brown**

Indiana Pacers (1985), Chicago Bulls (1986), New Jersey Nets (1987), Houston Rockets (1989), Milwaukee Bucks (1989-90), Los Angeles Lakers (1991), Utah Jazz (1991), Los Angeles Clippers (1992), Seattle Sonics (1992)

**Coty Clarke**

Boston Celtics (2016)

**Todd Day**

Milwaukee Bucks (1993-95, 1996), Boston Celtics (1996-97), Miami Heat (1998), Phoenix Suns (2000), Minnesota Timberwolves (2001)

**Courtney Fortson**

Los Angeles Clippers (2012), Houston Rockets (2012)

**Scott Hastings**

New York Knicks (1983), Atlanta Hawks (1983-88), Miami Heat (1989), Detroit Piston (1990-91), Denver Nuggets (1992-93)

**Steven Hill**

Oklahoma City Thunder (2009)

**Derek Hood**

Charlotte Hornets (2000)

**Byron Irvin**

Portland Trailblazers (1990), Washington Bullets (1991, 1993)

**Dontell Jefferson**

Charlotte Bobcats (2009)

**Joe Johnson**

Boston Celtics (2002), Phoenix Suns (2002-05), Atlanta Hawks (2006-12), Brooklyn Nets (2013-15, 2016), Miami Heat (2016), Utah Jazz (2017), Houston Rockets (2018)

**Joe Kleine**

Sacramento Kings (1986-88, 1989), Boston Celtics (1989-93), Phoenix Suns (1994-96, 1997), Los Angeles Lakers (1997), New Jersey Nets (1997), Chicago Bulls (1998), Phoenix Suns (1999), Portland Trailblazers (2000)

**Andrew Lang**

Phoenix Suns (1989-92), Philadelphia 76ers (1993), Atlanta Hawks (1994-95, 1996), Minnesota Timberwolves (1996), Milwaukee Bucks (1997-98), Chicago Bulls (1999), New York Knicks (2000)

**Daryl Macon**

Dallas Mavericks (preseason 2018-19)



Corliss Williamson was the No. 13 pick by the Sacramento Kings in the 1995 NBA Draft.

**Lee Mayberry**

Milwaukee Bucks (1993-96), Vancouver Grizzlies (1997-99)

**Clint McDaniel**

Sacramento Kings (1996)

**Melvin McGaha**

New York Knicks (1949)

**Oliver Miller**

Phoenix Suns (1993-94), Detroit Pistons (1995), Toronto Raptors (1996), Dallas Mavericks (1997), Toronto Raptors (1997-98) Sacramento Kings (1999), Phonix Suns (2000), Minnesota Timberwolves (2004)

**Sidney Moncrief**

Milwaukee Bucks (1980-89), Atlanta Hawks (1991)

**Isaiah Morris**

Detroit Pistons (1993)

**Jannero Pargo**

Los Angeles Lakers (2003, 2004), Toronto Raptors (2004), Chicago Bulls (2004-06), New Orleans Hornets (2007-08), Chicago Bulls (2010), Atlanta Hawks (2012), Washington Wizards (2013), Atlanta Hawks (2013) Charlotte Bobcats/Hornets (2013-15)

**Bobby Portis**

Chicago Bulls (2016-18)

**Alvin Robertson**

San Antonio Spurs (1985-89), Milwaukee Bucks (1990-92, 1993), Detroit Pistons (1993), Toronto Raptors (1996)

**Dean Tolson**

Seattle Superonics (1975, 1977-78)

**Darrell Walker**

New York Knicks (1984-86), Denver Nuggets (1987), Washington Bullets (1988-91), Detroit Pistons (1992, 1993), Chicago Bulls (1993)

**Sonny Weems**

Denver Nuggets (2009), Toronto Raptors (2010-11), Phoenix Suns (2016), Philadelphia 76ers (2016)

**Corliss Williamson**

Sacramento Kings (1996-2000), Toronto Raptors (2001), Detroit Pistons (2001-04), Philadelphia 76ers (2005), Sacramento Kings (2005-07)



# LETTERWINNERS

<b>A</b>		
Abron, Devonta	2012	Seagoville, Texas
Adams, Elmo	1950	Beebe, Ark.
Adams, Johnny	1939, 40, 41	Beebe, Ark.
Adams, Marvin	1952, 53, 54	Caddo, Okla.
Adams, O'Neal	1940, 41, 42	Beebe, Ark.
Adams, Robert	1948, 1950	Mulberry, Ark.
Adams, Rolla	1924, 25, 26	
Adebayo, Sunday	1998	Benin City, Nigeria
Alexander, Glendon	1997	Carrollton, Texas
Allison, Kent	1975	South Bend, Ind.
Ambler, Robert	1949, 50, 51	Texarkana, Ark.
Anderson, Bobby	1961, 62	Pine Bluff, Ark.
Ayers, James	1926	Dierks, Ark.

<b>B</b>		
Babb, Nick	2015	Arlington, Texas
Bailey, Adrio	2017, 18	Campti, La.
Bailey, Alvin	1979	West Helena, Ark.
Baker, Carl	2000, 01, 02, 03	Palestine, Ark.
Baker, Shawn	1987, 88	Tulsa, Okla.
Balentine, Charles	1982, 83, 84, 85	Newport, Ark.
Bane, Jim	1963, 64	Branson, Mo.
Barford, Jaylen	2017, 18	Jackson, Tenn.
Barnes, Alton	1970	Pine Bluff, Ark.
Barnett, Jerald	1954, 55, 56	Harrison, Ark.
Bass, Jody	1972, 73	Denton, Texas
Bates, Steve	1978	Fort Wayne, Ind.
Beall, Elstner	1933	
Beard, Anton	2015, 16, 17, 18	N. Little Rock, Ark.
Beck, Corey	1993, 94, 95	Memphis, Tenn.
Bedford, Darryl	1983, 84	Smyrna, Ga.
Bell, Anthlon	2013, 14, 15, 16	Memphis, Tenn.
Bennett, Chris	1976, 78	Little Rock, Ark.
Benton, James	1937, 38	Fordyce, Ark.
Beverley, Patrick	2007, 08	Chicago, Ill.
Biggers, Ray	1992, 93, 94	Houston, Texas
Biley, Ken	1991, 92, 93, 94	Pine Bluff, Ark.
Birden, Robert	1974, 75, 76	Pine Bluff, Ark.
Blackburn, Clifford	1924	Danville, Ark.
Blackmon, Jamar	2003, 04	Little Rock, Ark.
Blasingame, John	1960, 61	Monette, Ark.
Borgsmiller, John	1950	
Boss, Ora Lee	1958, 59	Green Forest, Ark.
Bowers, Arlyn	1989, 90, 91	Memphis, Tenn.
Box, Larry	1972	Leachville, Ark.
Boyer, Tommy	1961, 62, 63	Fort Smith, Ark.
Bradley, A.B.	1942, 43	Clinton, Ark.
Bradley, Pat	1996, 97, 98, 99	Everett, Mass.
Brady, Harold	1937, 38	
Brannon, Robert	1983	Columbia, S.C.
Brasfield, Travis	1932, 33, 34	
Brewer, Ron	1976, 77, 78	Fort Smith, Ark.
Brewer, Ronnie	2004, 05, 06	Fayetteville, Ark.
Briggs, E.J.	1940	
Britt, Marcus	2008, 09, 10, 11	Madison, Ark.
Britt, Maurice	1939	Lonoke, Ark.
Brodie, Frank	1936, 37	
Brown, Mike	1972	White Hall, Ark.
Brown, Tony	1979, 80, 81, 82	Chicago, Ill.
Bryant, Gerald	1951	Many, La.
Bryant, Glenn	2010, 11	Detroit, Mich.
Buckner, Ray	1975, 76, 77	Pine Bluff, Ark.
Burk, Houston	1925, 26, 27	
Butler, Walter "Pete"	1955, 56	Jefferson City, Mo.
Byles, Tony	1946, 47	Robeline, La.

<b>C</b>		
Campbell, Doug	1972, 73	Lyons, Kan.
Campbell, Johnny	1947, 48	Harrison, Ark.
Carlton, Jerry	1960, 61, 62	Sheridan, Ark.
Carpenter, Gordon	1941, 42, 43	
Carpenter, Jay	1957, 58, 59	Jefferson City, Mo.
Carpenter, Mike	1986	Knoxville, Tenn.
Carter, Alan	1943	
Cathcart, James	1948, 49, 50	
Chambers, Lendon	1939	

Clark, Andre	2009	N. Little Rock, Ark.
Clark, Carter	2001	Springfield, Mo.
Clarke, Coty	2013, 14	Birmingham, Ala.
Clarke, Rotnei	2009, 10, 11	Verdigris, Okla.
Cleveland, T.J.	1999, 2000, 01, 02	Birmingham, Ala.
Clifton, Gus	1932	
Coffman, M.B. "Skippy"	1962, 63	Little Rock, Ark.
Coleman, Paul	1948, 49	
Cone, Benton	1967, 68, 69	Wilmot, Ark.
Cook, Armando	2017, 18	St. Louis, Mo.
Cook, Orval	1964, 65, 66	Cleveland, Okla.
Copeland, Jody	1945	
Corzine, Corky	1976	Florissant, Mo.
Counce, Jim	1975, 76, 77, 78	Memphis, Tenn.
Cox, Stephen	2008, 09, 10	Jonesboro, Ark.
Craft, Reggie	1979	
Crane, Jay	1984, 85, 86	Ft. Worth, Texas
Cranford, Preston	2004, 06, 07	Heber Springs, Ark.
Crawford, Roger	1993, 94	Birmingham, Ala.
Credit, Mario	1987, 88, 89, 90	Kansas City, Kan.
Creighton, Milan	1929, 30, 31	Gothenberg, Neb.
Crockett, James	1978, 79	West Helena, Ark.
Cutts, Willie	1983	Fort Worth, Texas

<b>D</b>		
Davis, Brandon	1998, 99, 2000, 01	Camden, Ark.
Davis, Kendrick	2003, 04	Houston, Texas
Davis, Nick	1996, 97, 98	Columbia, S.C.
Davis, Shawn	1989, 90, 91, 92	Maud, Texas
Day, Terry	1955, 56, 57	Magnolia, Ark.
Day, Todd	1989, 90, 91, 92	Memphis, Tenn.
Dean, Brandon	1999, 2000, 01, 02	Monroe, La.
DeBose, Keenan	1983, 84	Killeen, Texas
Delph, Marvin	1975, 76, 77, 78	Conway, Ark.
Dickson, Joe	1955, 56, 57	Little Rock, Ark.
Dillard, Alex	1994, 95	Bassemmer, Ala.
Donaldson, John	1938	
Dunn, Wayne	1956, 57, 58	Hampton, Ark.
Durham, Jabril	2015, 16	
Dykes, Jimmy	1982, 83, 84	Fayetteville, Ark.

<b>E</b>		
Eddins, Blake	2000, 01, 02, 03	Montgomery, Ala.
Eidson, Harold	1929	Centerville, Ark.
Eldridge, James	1968, 69, 70	Green Forest, Ark.
Elkins, Orval	1952, 53, 54	Minden, La.
Engskov, John	1994, 95, 96	Berryville, Ark.
Ervin, Gary	2007, 08	Brooklyn, N.Y.

<b>F</b>		
Famutimi, Olu	2004, 05	Flint, Mich.
Farmer, Jemal	2010, 11	Chicago, Ill.
Ferguson, Eric	2003, 04, 05, 06	Long Island, N.Y.
Fletcher, Clyde	1991, 92	Memphis, Tenn.
Flynt, Bill	1944, 45, 46	Lonoke, Ark.
Fortson, Courtney	2009, 10	Montgomery, Ala.
Foster, Pat	1959, 60, 61	Emerson, Ark.
Freeman, Allie	1985, 86, 87, 88	Little Rock, Ark.
Freeman, Wally	1966, 67	Sheridan, Ark.
Frieberger, John	1939, 40, 41	Point, Texas
Friess, Brad	1979, 80, 81, 82	Austin, Texas
Fulton, John	1935	Malvern, Ark.

<b>G</b>		
Gafford, Daniel	2018	El Dorado, Ark.
Gammill, Gerald	1939, 40	
Garner, Ronnie	1959, 60, 61	Hot Springs, Ark.
Gehring, Ken	1977	Akron, Ohio
Gibson, Ray	1931, 32, 33	Prairie Grove, Ark.
Gilbert, Jason	1999	Mountain View, Ark.
Gilliland, Elwin	1935, 36, 37	Beebe, Ark.
Gipson, Teddy	1999, 2000, 01, 02	Farmerville, La.
Gomez, Dionisio	2000, 01, 02, 03	Fayetteville, Ark.
Green, Steve	1997	Monticello, Ark.
Grim, Fred	1956, 57, 58	Green Forest, Ark.
Grindle, LaVerne	1959, 60	Overton, Texas
Grisham, Larry	1957, 58	Jonesboro, Ark.
Grisham, Larry	1969	White Hall, Ark.
Guess, Charles	1965, 66	
Gulley III, Fred	2013, 14	Fayetteville, Ark.

<b>H</b>		
Hagood, Leslie	1938	
Haizlip, Ralph	1927, 28	Hot Springs, Ark.
Hale, Arthur	1927, 28, 29	Fayetteville, Ark.
Hale, Harrison, Jr.	1930	Fayetteville, Ark.
Hall, Antwon	1996	Chicago, Ill.
Hall, Darius	2018	Little Rock, Ark.
Hamilton, Ray	1936, 37, 38	Lonoke, Ark.
Hankins, Justin	1999	Elkins, Ark.
Hankins, Zane	1958, 59	Newport, Ark.
Hannahs, Dusty	2016, 17	Little Rock, Ark.
Harris, Alandise	2014, 15	Little Rock, Ark.
Hastings, Scott	1979, 80, 81, 82	Independence, Kan.
Hawkins, Darrell	1989, 90, 92, 93	Prairie View, Texas
Haydar, Kikko	2011, 12, 13, 14	Fayetteville, Ark.
Hays, Dennie	1936	
Hazen, Brachen	2017	Columbia City, Ind.
Heider, Joel	1971, 72	Kansas City, Kan.
Henderson, Jethro	1930	Hot Springs, Ark.
Henry, Jason	2009	West Memphis, Ark.
Hess, Jack	1950, 51	Verden, Okla.
Hester, Bill (Toar)	1951	Hall Summitt, La.
Hickey, Howard	1939, 40, 41	Clarksville, Ark.
Hill, Steven	2005, 06, 07, 08	Branson, Mo.
Hilliard, Keith	1980	Memphis, Tenn.
Hogue, Larry	1962, 63, 64	North Little Rock, Ark.
Holmes, Jonathan	2017, 18	Columbia, Ill.
Holt, Ken	1929, 30, 31	
Honea, Robert	1942	
Honea, Elmer	1935	Fayetteville, Ark.
Hood, Derek	1996, 97, 98, 99	Kansas City, Mo.
Horrell, Scott	1980	Marmaduke, Ark.
Horsell, J.L.	1934, 35, 36	
Horst, Howard	1928	
Horton, Clifford	1947, 48	Marshall, Ark.
Howell, Jim Lee	1934, 35, 36	Lonoke, Ark.
Howell, Lenzie	1989, 90	Dallas, Texas
Hudspeth, Gerald	1949, 50	St. Joe, Ark.
Huery, Ron	1987, 88, 90, 91	Memphis, Tenn.
Hunter, Vincent	2004, 06, 07, 08	Little Rock, Ark.
Hurd, Anthony	1987	Kansas City, Mo.
Hutchison, Kenny	1985, 86, 87	New York, N.Y.

<b>I</b>		
Irvin, Byron	1985, 86	Chicago, Ill.

<b>J</b>		
Jay, Jim	1963, 64	Lincoln, Ark.
Jefferies, Chris	1999	Fresno, Calif.
Jefferson, Dontell	2005, 06	Lithonia, Ga.
Jelks, J.L.	1931, 32, 33	Jonesboro, Ark.
Jenkins, Lorenzo	2016	Naples, Fla.
Jennings, Jason	1998, 99	Bald Knob, Ark.
Johnson, Delvon	2010, 11	Chicago, Ill.
Johnson, Joe	2000, 01	Little Rock, Ark.
Joliff, Charles	1944, 45, 46	Manila, Ark.
Jones, Ben	1943, 44	Watlenson, Ark.
Jones, C.J.	2017, 18	Birmingham, Ala.
Jones, Loyd	1960	Lincoln, Ark.
Jones, Matt	2002, 04	Fort Smith, Ark.
Jones, Michael	2002, 03, 04, 05	Little Rock, Ark.
Jordan, Berry	2002	Jacksonville, Fla.

<b>K</b>		
Kays, Paul	1928	Fayetteville, Ark.
Kearns, Kenneth	1945, 46, 48	
Kearns, Walter	1951, 52, 53	Denton, Texas
Keeling, Lance	1997, 99	St. Joe, Ark.
Keeter, Danny	1969, 70	Mountain Home, Ark.
Kelly, Carey	1980, 81, 82, 83	Canton, Miss.
Kendall, Bruce	1931, 32, 33	Berryville, Ark.
Kimbrell, Jacky	1967, 68, 69	Turrell, Ark.
King, Cyrus	1924, 25	Stuttgart, Ark.
Kingsley, Moses	2014, 15, 16, 17	Abuja, Nigeria
Kissee, Jim	1964, 65	Marshfield, Mo.
Kitchen, Robert	1983, 84	Muskegon Heights, Mich.
Kleine, Joe	1983, 84, 85	Slater, Mo.
Kok, George	1945, 46, 47, 48	Grand Rapids, Mich.
Kouassi, Willy	2016	Abidjan, Ivory Coast
Kretschmar, Joe	1956	Jefferson City, Mo.





# LETTERWINNERS

<b>L</b>		
Lambert, Eugene, Jr.	1951, 52, 53	Fayetteville, Ark.
Lambert, Eugene, Sr.	1928, 29	Augusta, Ark.
Lane, Alonzo	2000, 01, 02, 03	Canton, Miss.
Lang, Andrew	1985, 86, 87, 88	Pine Bluff, Ark.
Lee, Almer	1970, 71	Fort Smith, Ark.
Lewis, Tryon	1952	Fayetteville, Ark.
Linn, Warren	1990, 92, 93	Tulsa, Okla.
Lively, Charles	1943	Des Arc, Ark.
Lockard, Don	1936, 37, 38	
Logue, Donald	1950	Fayetteville, Ark.
Lucas, Mike	1985	Dallas, Texas
Lucke, Joel	1951, 52, 53	Pine Bluff, Ark.
Lunday, Kenneth	1935, 36	Miami, Okla.

<b>M</b>		
Macon, Daryl	2017, 18	Little Rock, Ark.
Madden, Rashad	2012, 13, 14, 15	Lepanto, Ark.
Magness, Jim	1963, 64	Hot Springs, Ark.
Mann, Marvin	1961	Hickory, Va.
Marks, Larry	1988, 89, 90	Columbia, Tenn.
Martin, Elmer	1992, 93, 94, 95	Memphis, Tenn.
Martin, Neal	1938, 39	Texarkana, Ark.
Martin, Robert	1936, 37	
Mayberry, Lee	1989, 90, 91, 92	Tulsa, Okla.
McAlister, Leslie (Mack)	1968, 70	Jonesboro, Ark.
McClary, Cam	1977	Marshfield, Wis.
McCurdy, Sean	2006, 07	Westport, Conn.
McConnell, J.D.	1964, 65, 66	Fayetteville, Mo.
McDaniel, Clint	1992, 93, 94, 95	Tulsa, Okla.
McDonald, Leo	1954, 55	Many, La.
McGaha, Melvin	1944, 45, 46, 47	Oak Grove, La.
McGowan, Cyrus	2006, 07	Meridian, Miss.
McGuire, J.C.	1924	
McKellar, Philip	1987	North Little Rock, Ark.
McKenzie, Robert	1968, 69, 70	White Hall, Ark.
Medlock, Rickey	1973, 74, 75	Cave City, Ark.
Merritt, Reggie	1993, 94, 95, 96	Little Rock, Ark.
Mickelson, Hunter	2012, 13	Jonesboro, Ark.
Miles, Keaton	2015, 16	Dallas, Texas
Miller, Oliver	1989, 90, 91, 92	Ft. Worth, Texas
Miller, D. L.	1950, 51	Van Buren, Ark.
Mills, William	1985, 86	Perkins, Ga.
Mitchell, A.E.	1930	
Mitchell, Brandon	2012	Amite, La.
Modica, Jonathon	2003, 04, 05, 06	Smackover, Ark.
Moncrief, Sidney	1976, 77, 78, 79	Little Rock, Ark.
Monk, Marcus	2005	Lepanto, Ark.
Moody, Taft	1933, 34	
Mooney, Fred	1970, 71	Jonesboro, Ark.
Moore, Brandon	2009	New Orleans, La.
Moore, Stephan	1985, 86, 87, 88	Cushing, Okla.
Morris, Isaiah	1991, 92	Richmond, Va.
Morrison, Alan	1960, 61	Texarkana, Ark.
Mosiman, Jake	2016	Lawrence, Kan.
Mukubu, Wen	2003, 04	Miami, Fla.
Munsey, Sammy	2006	Little Rock, Ark.
Murphy, Tom	1931, 32, 33	Batesville, Ark.
Murphy, Vernon	1971, 72	Texarkana, Texas
Murry, Ernie	1990, 91	Wabbeska, Ark.

<b>N</b>		
Nash, Eugene	1979, 80, 81, 82	Tyrone, Ark.
Newby, Jack	1934	Little Rock, Ark.
Nichols, Deno	1944	
Nobles, Julysse	2010, 11, 12	Jackson, Miss.
Norton, Ricky	1981, 82, 83, 84	Okolona, Ark.
Nutt, Houston	1977	Little Rock, Ark.

<b>O</b>		
Oliver, Tom	1930	Jacksonville, Ark.
Oshabuohien, Gabe	2018	Toronto, Canada

<b>P</b>		
Pargo, Jannero	2001, 02	Chicago, Ill.
Parker, Curtis	1924, 26	Winthrop, Ark.
Pauley, Dan	1974	Kansas City, Mo.

Peterson, Jeff	2011	Springfield, Mo.
Peterson, Keith	1979, 80, 81, 82	Little Rock, Ark.
Pharis, Billy	2004	Van Buren, Ark.
Pickell, Elbert	1924, 25, 26	
Pickell, Tom	1927, 28, 29	
Pickren, Jim	1929, 30, 31	Salem, Ark.
Pilgrim, Lawson	1977	Conway, Ark.
Pitts, R.C.	1940, 41, 42	Oxford, Miss.
Plummer, JT	2018	San Antonio, Texas
Poerschke, Eric	1984, 85, 86, 87	Houston, Texas
Poole, H.L.Ike	1934, 35, 36	McGehee, Ark.
Portis, Bobby	2014, 15	Little Rock, Ark.
Powell, Marshawn	2010, 11, 13	Newport News, Va.
Prewitt, Roy	1928, 29, 30	Grady, Ark.
Price, Norman	1949, 50, 51	Mansfield, Ark.
Price, Steve	1973, 74, 75	Delray Beach, Fla.

<b>Q</b>		
Qualls, Michael	2013, 14, 15	Shreveport, La.

<b>R</b>		
Rankin, Tommy	1958, 59, 60	Jonesboro, Ark.
Rankin, Roxie	1944, 47	Fayetteville, Ark.
Ratliff, Mike	1984, 85, 86, 87	Brooklyn, N.Y.
Ray, Herman	1935	Little Rock, Ark.
Reed, U.S.	1978, 79, 80, 81	Pine Bluff, Ark.
Rehl, Kevin	1985, 86	Verma-Alma, Okla.
Reid, Kareem	1996, 97, 98, 99	Bronx, N.Y.
Renfro, Elza	1924	Fayetteville, Ark.
Rhoden, Clyde	1959, 60, 61	Hot Springs, Ark.
Richie, Ocie	1945	
Rimac, Davor	1992, 93, 94, 95	Zagreb, Croatia
Rittman, Richard	1957, 58	Stuttgart, Ark.
Robbins, Jack	1936, 37, 38	Little Rock, Ark.
Robbins, Nobel	1941	
Robertson, Alvin	1982, 83, 84	Barberton, Ohio
Robinson, Darnell	1994, 95, 96	Oakland, Calif.
Rogers, Jerry	1961, 62	North Little Rock, Ark.
Rose, Glen	1926, 27, 28	North Little Rock, Ark.
Rose, Scott	1983, 84, 85, 86	Memphis, Tenn.
Rousseau, Steve	1964, 65, 66	Dewitt, Ark.
Rowland, Tommy	1965, 66, 67	Little Rock, Ark.
Rucker, Paul	1934, 35	Bauxite, Ark.
Ruckman, Charles	1925, 26	

<b>S</b>		
Sagely, Floyd	1952, 53, 54	Van Buren, Ark.
Sailer, Bill	1952, 53	Branson, Mo.
Sanchez, Michael	2009, 10, 11, 12	Springdale, Ark.
Satchell, Larry	2000, 01, 02, 03	Waco, Texas
Saulsberry, Daryll	1975, 76	Albuquerque, N.M.
Schall, Steve	1976, 77, 78, 79	Raytown, Mo.
Schoonover, Wear	1928, 29, 30	Pocahontas, Mo.
Schulte, Jack	1974, 75, 76	Ellisville, Mo.
Schumchyk, Frank	1944, 45, 46	Long Island, N.Y.
Schumchyk, Mike	1944, 45, 46	Long Island, N.Y.
Scott, Darryl	1985, 86	Wynne, Ark.
Scott, David	1979	South Bend, Ind.
Scott Jr., Rickey	2011, 12, 13, 14	Irving, Texas
Scott, Tim	1987, 88	Little Rock, Ark.
Scroggins, Carroll	1953, 54, 55	Center Ridge, Ark.
Searles, John	1971	Pine Bluff, Ark.
Self, David	1966, 67, 68	El Dorado, Ark.
Self, Jewell	1959	Little Rock, Ark.
Sexton, Doc	1931, 32, 33	Little Rock, Ark.
Shaw, Raymond	1952, 53, 54	Lafayette, La.
Shepherd, Robert	1992, 93	Chicago, Ill.
Simmons, Tristan	2016	El Dorado, Ark.
Sims, Keith		1944
Skulman, Greg	1980, 81, 82	Ozark, Ark.
Smith, Buddy	1954, 55, 56	DeQueen, Ark.
Smith, Glenn		1939
Smith, Norman	1954, 55, 56	Bucyrus, Ohio
Smith, Sammie	1950, 51, 52	Little Rock, Ark.
Sneed, Brice	1959	Green Forest, Ark.
Snively, John	1982, 83	Pawhuska, Okla.
Southerland, Billy	1940	Pendleton, Texas
Spears, Roger	1972, 73, 74	Tulsa, Okla.
Spivey, Davion	2013	Ruston, La.
Steele, Harold		1925, 26, 27

Stephens, Gary	1967, 68, 69	N. Little Rock, Ark.
Stewart, Dwight	1993, 94, 95	Memphis, Tenn.
Stolzer, Lawrence	1957, 58	Little Rock, Ark.
Stroud, Steve	1976, 77	Batesville, Ark.
Sugg, Ricky	1964, 65, 66	Berryville, Ark.
Sullinger, J.J.	2002	Columbus, Ohio
Sullivan, Rashard	2003, 04, 05	Ft. Lauderdale, Fla.
Sutton, Leroy	1980, 82, 83, 84	South Bend, Ind.

<b>T</b>		
Talkington, John	1964, 65, 67	Midwest City, Okla.
Tanneberger, Ricky	1968, 69, 70	Little Rock, Ark.
Tatum, Charles	2000, 01, 02, 04	Midland, Texas
Terry, Charles	1975, 76	Emporia, Kan.
Terry, Martin	1972, 73	Emporia, Kan.
Thomas, Charles	2005, 06, 07, 08	Jackson, Miss.
Thomas, Dustin	2017, 18	Texarkana, Texas
Thompson, Ali	1996, 97, 98	Jonesboro, Ark.
Thompson, Harry	1957, 58, 59	Mount Pleasant, Ark.
Thompson, Matt	2012	Plano, Texas
Thompson, Trey	2015, 16, 17, 18	Madison, Ark.
Thurman, Scotty	1993, 94, 95	Ruston, La.
Tolson, Dean	1972, 73, 74	Kansas City, Mo.
Townes, Darian	2005, 06, 07, 08	Alexandria, Va.
Towns, Marlon	1996	Memphis, Tenn.
Trapp, Charles	1930	Little Rock, Ark.
Trumbo, Donald	1956	Fayetteville, Ark.
Trumbo, Trey	1976, 77	Fayetteville, Ark.
Tuck, Henry	1937	

<b>V</b>		
Vint, Bobby	1968, 70, 71	North Little Rock, Ark.
Vogel, Warren	1963, 64	Marion, Kan.

<b>W</b>		
Wade, Mardracus	2011, 12, 13, 14	Memphis, Tenn.
Wagner, DeQuavious	2013, 14	Alexandria, La.
Waihe, Marvell	2011, 12	Toronto, Canada
Walker, Chris	1997, 98, 99, 00	Pine Bluff, Ark.
Walker, Darrell	1981, 82, 83	Chicago, Ill.
Walker, J.W.	1952	Russellville, Ark.
Wallace, Roosevelt	1991, 92	Cleveland, Ohio
Wallace, Tarik	1997, 98	Richmond, Va.
Waller, P.T. "Duddy"	1951	Emerson, Ark.
Washington, Mike	2007, 08, 09, 10	McGehee, Ark.
Watkins, Manuale	2014, 15, 16, 17	Fayetteville, Ark.
Watts, Donnie	1969, 71	Hot Springs, Ark.
Weems, Sonny	2007, 08	West Memphis, Ark.
Welsh, Stef	2007, 08, 09, 10	Newport News, Va.
West, James	1950, 51	Van Buren, Ark.
Wheeler, Paul	1944, 45, 46	
Whitby, Cannon	1987, 88, 89, 90	Obion County, Tenn.
White, Dennis	1972, 73, 74	Independence, Mo.
Whitley, Manuel	1950, 53	Bismarck, Ark.
Whitney, Guy	1996, 97, 98	Bentonville, Ark.
Whitt, Jimmy	2016	Columbia, Mo.
Williams, Alvin	1946, 47, 48	
Williams, Jacorey	2013, 14, 15	Birmingham, Ala.
Williams, Landis	1995, 96, 97, 98	Tulsa, Okla.
Williams, Robert	1949, 50, 51	Billings, Mo.
Williamson, Corliss	1993, 94, 95	Russellville, Ark.
Wilson, Jessie	1942, 43	
Wilson, Jim	1962, 63	Cherry Valley, Ark.
Wilson, Lee	1994, 95, 96, 97	Waco, Texas
Wilson, Keith	1987, 88, 89	Fort Smith, Ark.
Windle, James	1959	Miami, Okla.
Wofford, Larry	1961, 62, 63	Fort Smith, Ark.
Wynne, Clayton	1941, 42, 43	Hulbert, Ark.

<b>Y</b>		
Young, BJ	2012, 13	St. Louis, Mo.
Young, Mike	1978, 79, 80, 81	Wolflake, Ind.
Young, Ott	1942	

<b>Z</b>		
Zahn, Alan	1977, 78, 79, 80	Albuquerque, N.M.



**ARKANSAS SPORTS HALL OF FAME**

Established in January, 1959, to honor individuals who have made a special contribution to athletics in Arkansas. Only inductees that coached, played or were closely affiliated with University of Arkansas athletics are listed.

- 1959 Jim Lee Howell, football; Wear Schoonover, football
- 1960 Jim Benton, football; John Barnhill, football, college athletics; Steve Creekmore, football, golf
- 1961 Hugo Bezdek, football, baseball
- 1962 None
- 1963 Clyde Scott, football, track; George Cole, football, college athletics; Russell May, football
- 1964 **Glen Rose, basketball, football**; Dan Estes, football
- 1965 **Gordon Carpenter, basketball; Tom Murphy, basketball, football**; J.L. Carter, football
- 1966 Francis Schmidt, football
- 1967 Frank Broyles, football, college athletics
- 1968 Howard "Red" Hickey, football; Gene "Sodie" Davidson, football
- 1970 **Melvin McGaha, baseball, basketball, football**; Fred Thomsen, football
- 1971 Wilson Matthews, football; Pat Summerall, football
- 1972 Maurice "Footsie" Britt, football; Dave Hanner, football; Boyd Cypert, college athletics
- 1973 Ray Hamilton, football; Sam Coleman, high school athletics
- 1974 Jack Robbins, football
- 1975 Miller Barber, golf; Lamar McHan, football
- 1976 Billy Ray Smith, Sr., football
- 1977 Leon "Muscles" Campbell, football; **Tom Pickell, basketball**
- 1978 Fred Williams, football
- 1979 Lance Alworth, football; **Johnny Adams, basketball**
- 1980 Barry Switzer, football
- 1981 Clifford Shaw, officiating; Jim Mooty, football; Wayne Harris, football

- 1982 Aubrey "Cobb" Fowler, football, track; Milan Creighton, football
- 1983 Lou Holtz, football; **Eddie Sutton, basketball**
- 1984 Fred Akers, football; Kay Eakin, football
- 1985 **Eugene Lambert, basketball**; Floyd Sagely, football
- 1986 Loyd Phillips, football; W. Howard Pearce, football, stadium management
- 1987 John McDonnell, track; Jim Lindsey, football; Alton Baldwin, football
- 1988 **George Kok, basketball**; Dwight Sloan, football; Lewis Carpenter, football
- 1989 Ken Hatfield, football; Harold Horton, football; Brad Scott, football; R.H. Sikes, golf
- 1990 Henry Moore, football
- 1991 Norm DeBriyn, baseball; **Pat Foster, basketball**; Gerald Nesbitt, football
- 1992 Preston Carpenter, football; Dan Hampton, football
- 1993 **Sidney Moncrief, basketball**; Buddy Bob Benson, football
- 1994 Joe Ferguson, football; **Ron Brewer, basketball; Ike Poole, football, basketball**
- 1995 Billy Ray Smith, Jr., football; Chuck Dicus, football
- 1996 Bill Burnett, football; Kevin McReynolds, baseball; Raymond Peters, football
- 1997 Bill Montgomery, football; Billy Moore, football; Mike Conley, track
- 1998 **Nolan Richardson, basketball; Marvin Delph, basketball**; Jimmy Johnson, football; Firmon Bynum, football
- 1999 Ronnie Caveness, football; Jerry Jones, football
- 2000 **Tommy Boyer, basketball**; Bobby Burnett, football
- 2001 Orville Henry, journalism; Jerry Lamb, football; Ken Turner, football
- 2002 Steve Atwater, football; Brandon Burlsworth, football; **Joe Kleine, basketball**; Cliff Powell, football
- 2003 O'Neale Adams, football; Louis Schaufele, football, baseball; **Darrell Walker, basketball**

- 2004 Jesse Branch, football; Bud Campbell, journalism; Bud Canada, football; Steve Cox, football; Wayne Martin, football
- 2005 William "Bud" Brooks, football; **Scott Hastings, basketball**
- 2006 Gary Anderson, football; John Daly, golf; Paul Eells, television and radio play-by-play; **Fred Grim, basketball**; Bettye Fiscus Dickey, women's basketball
- 2007 Bobby Crockett, football; Tom Pagnozzi, baseball; George Walker, football; Jim Elder, journalism
- 2008 **Todd Day, basketball**; Bruce James, football; Jon Richardson, football
- 2009 Martine Bercher, football; R.C. Thielemann, football; **Corliss Williamson, basketball**; Jarrell Williams, football
- 2010 Bill Ferrell, trainer and baseball coach; Leotis Harris, football; **Scotty Thurman, basketball**; 1964 National Championship football team
- 2011 Dick Bumpas, football; **Jerry Carlton, basketball**; Ben Cowins, football; Quinn Grove, football; Cliff Horton, football; Cliff Lee, baseball
- 2012 Harry Jones, football; **Lee Mayberry, basketball**; **U.S. Reed, basketball**; Bob Ford, football; **1994 National Championship basketball team**
- 2013 Stacy Lewis, golf; Frank O'Mara, track & field
- 2014 David Bazzel, football; Gary Blair, women's basketball; Dennis "Dirt" Winston, football
- 2015 **Pat Bradley, basketball**; Ron Calcagni, football; Stephen Jones, football; Bowden Wyatt, football; Christy Smith, women's basketball
- 2016 **Almer Lee, basketball**; Greg Koch, football, Fred Marshall, football, Niall O'Shaughnessy, XC and track & field
- 2017 Darren McFadden, football; Larry Jackson, football
- 2018 Kevin Scanlon, football; Brison Manor, football; Dean Weber, training; Jerry Eckwood, football; Shawn Andrews, football;

**UNIVERSITY OF ARKANSAS SPORTS HALL OF HONOR**

The University of Arkansas Sports Hall of Honor was established in 1988 as a means of honoring the all-time great athletes and coaches that have done so much in establishing a tradition of excellence in University of Arkansas athletics. Only former Razorback lettermen are allowed to vote.

- 1988 Lance Alworth, John Barnhill, Frank Broyles, **Sidney Moncrief, Glen Rose**, Clyde Scott
- 1989 Jim Benton, George Cole, Wayne Harris, Wilson Matthews, Kevin McReynolds, **Wear Schoonover**
- 1990 Miller Barber, **Mel McGaha**, John McDonnell, Loyd Phillips, Jack Robbins, Jim Lee Howell
- 1991 Leon Campbell, Mike Conley, Norm DeBriyn, Dan Hampton, Dave Hanner, Fred Williams
- 1993 **Ron Brewer**, Chuck Dicus, Joe Ferguson, Lamar McHan, Pat Summerall
- 1994 **George Kok**, Maurice Britt, Bill Ferrell, Steve Little, Bettye Fiscus, Billy Ray Smith Sr., Niall O'Shaughnessy, John Daly
- 1995 Bill Burnett, Ken Hatfield, **Eddie Sutton**, R.H. Sikes, Tim Lollar, J. William Fulbright, Bud Brooks
- 1996 Preston Carpenter, Bob Cheyne, Joe Falcon, **Eugene Lambert**, Bill Montgomery, Billy Moore, **Nolan Richardson**, Barry Switzer, Melody Sye
- 1997 Harold Horton, Jim Mooty, Lon Farrell, Billy Ray Smith, Jr., Johnny Ray, Frank O'Mara, Jim Lindsey, Henry Moore, Floyd Sagely
- 1998 Steve Atwater, **Marvin Delph**, Paul Donovan, Bev Lewis, Eddie Bradford, **Ike Poole**, Steve Creekmore, Sr.

- 1999 Fred Akers, **Tommy Boyer**, Ronnie Caveness, Jimmy Johnson, Gordon Long, Gerald Nesbitt, Tom Pagnozzi, Stanley Redwine, George Walker
- 2000 Jesse Branch, Bobby Burnett, Lew Carpenter, Delmonica DeHorney, Howard "Red" Hickey, Jeff King, **Joe Kleine**, Tom Murphy, Dean Weber
- 2001 Alton Baldwin, Jim Bone, Deena Drossin, **Pat Foster**, Quinn Grove, Glen Ray Hines, Cliff Powell, Reuben Reina, Jarrell Williams
- 2002 **Todd Day**, Bobby Crockett, Martine Bercher, Rick Schaeffer, Deane Pappas, Amber Nicholas Shirey, Harold E. "Sonney" Henson, Ronnie Underwood, Ray Hamilton
- 2003 **Johnny Adams**, Gary Anderson, Bud Canada, Chip Hooper, Fred Marshall, Jerry Mazzanti, Cynthia Moore, Scott Tabor, **Corliss Williamson**
- 2004 Brandon Burlsworth, **Jerry Carlton**, Peter Doohan, Harry Jones, Jerry Jones, Seneca Lassiter, Wayne Martin, **Lee Mayberry**, Tracy Webb Rice
- 2005 Dick Booth, Bill Gray, Leotis Harris, **Scott Hastings**, Steve Krueger, Jerry Lamb, Jon Richardson, Christy Smith, R.C. Thielemann
- 2006 Scott Bull, Dick Bumpas, Jay Donathan, Ron Hightower, Bobby Proctor, Louis Schaufele, **Martin Terry**, Amy Yoder Begley, Lance Harter
- 2007 Jim Barnes, Jackie Brasuell, Ben Cowins, Megan Flowers, Dean Garrett, Brenden Pappas, Randy Stewart, Phillip Stidham, **Scotty Thurman**
- 2008 Rodney Brand, Tommy Brasher, Bruce James, Daniel Lincoln, Ryan Lundquist, George McKinney, Gi-Gi Miller, **Darrell Walker**, Steed White
- 2009 Shawn Andrews, Richard Bell, Ron Calcagni, Veronica Campbell-Brown, **Dr. Jim Counce**, Alistair Cragg, Billy Joe Moody, Tom Pucci

- 2010 Bubba Carpenter, **Milan Creighton**, Ike Forte, Karen Gorham, Greg Koch, Kevin Scanlon, **U.S. Reed**, Tracy Robertson, Terry Don Phillips, Erick Walder, Jim Williams
- 2011 Gary Adams, Steve Cox, Jessica Koch Dailey, **Fred Grim, Almer Lee**, Brison Manor Jr., Jessica Field Phelan, Godfrey Siamusiye, Pat Serret, Jimmy Walker
- 2012 Edrick Floreal, **Andrew Lang**, Bill McClard, Bruce Maxwell, Ronn Reynolds, **Clyde Rhoden**, Jody Rittenhouse, Lisa Sparks, Terry Stewart, Dennis Winston
- 2013 Barry Foster, Dickey Morton, **Charles Balentine**, Calvin Davis, Greg D'Alexander, Cheryl McArton Ward, Ed Hackett, Don Christian, Buddy Sutton
- 2014 **Pat Bradley**, Freddie Childress, Shemeka Christon, Robert Cox, Graham Hood, Kenoy Kennedy, Stacy Lewis, Pat Morrison, Louis Ramsay
- 2015 Niall Bruton, Deedee Brown-Campbell, Robin Ford, Lynn Garner, **Derek Hood**, Steve Korte, Mike Log gins, Ron Meyer, Kendall Trainor
- 2016 Gregory Lasker, **Oliver Miller**, Lou Holtz, Kendrick Moore, Roddie Haley, Christie Wurth-Thomas, Tammy Kincaid-Dustin, **Tom Pickell**, Danny Rhodes
- 2017 Ken Hamlin, Madre Hill, Troy Eklund, Jack O'Keefe, Melvin Lister, Amy Wright, Chin Bee Khoo, Louis Campbell, Bo Busby
- 2018 April Steiner Bennett, Ron Faurot, Greg Horne, Ivan Jordan, Bruce Lahay, Ewell Lee, Steve Loy, Dana McQuillin, **Rickey Medlock**, Sytia Messer, **Jonathon Modica**, Nick Schmidt, Jerry Spencer, Randy Stephens, Kim Storey Chronister






## RAZORBACK RECORDS

### IN THIS SECTION


1,000-Point Scorers .....	114-118
30-Point Games .....	119
Scoring Records .....	120-121
Field Goal Records .....	122-124
Free Throw Records .....	125-127
Rebounding Records .....	128-129
Three-Point Field Goal Records .....	130-132
Assist Records .....	133
Block Records .....	134
Steal Records .....	135
Class Records .....	136
Team Records .....	137-141
Year-By-Year Comparison .....	142-144
100-Point Games .....	145
Miscellaneous Records .....	146
Postseason Records .....	147-148
All-Time Series Records .....	149-157
Year-By-Year Records .....	158
Coaching Records .....	159
Year-By-Year Results .....	160-174




# » 1,000-POINT CLUB



<b>1 • Todd Day (1989-92) • 2,395 points</b>																
Seasons	G-GS	Min-Avg.	FG-FGA	Pct.	3FG-3FGA	Pct.	FT-FTA	Pct.	Off-Def-Reb.	Avg.	A	TO	Blk	Stl	Pts.	Avg.
1988-89	32-13	741-23.2	148-328	.451	31-90	.344	98-137	.715	44-85-129	4.0	49	73	27	48	425	13.3
1989-90	35-34	1,008-28.8	237-483	.491	71-176	.403	139-183	.760	72-116-188	5.4	89	83	33	82	684	19.5
1990-91	38-37	1,121-29.5	277-586	.473	67-189	.354	165-221	.747	77-124-201	5.3	111	99	25	85	786	20.7
1991-92	22-22	711-32.3	173-347	.499	57-133	.429	97-127	.764	53-102-155	7.0	70	62	17	56	500	22.7
<b>Totals</b>	<b>127-106</b>	<b>3,581-28.2</b>	<b>835-1,744</b>	<b>.479</b>	<b>226-588</b>	<b>.384</b>	<b>499-668</b>	<b>.747</b>	<b>246-427-673</b>	<b>5.3</b>	<b>319</b>	<b>317</b>	<b>102</b>	<b>271</b>	<b>2,395</b>	<b>18.9</b>



<b>2 • Sidney Moncrief (1976-79) • 2,066 Points</b>																
Seasons	G-GS	Min-Avg.	FG-FGA	Pct.	3FG-3FGA	Pct.	FT-FTA	Pct.	Off-Def-Reb.	Avg.	A	TO	Blk	Stl	Pts.	Avg.
1975-76	28	-	149-224	.665	-	-	56-77	.727	213	7.6	-	-	-	-	354	12.6
1976-77	28	-	157-242	.649	-	-	117-171	.684	235	8.4	-	-	-	-	431	15.4
1977-78	36	1,293-35.9	209-354	.590	-	-	203-256	.793	278	7.7	60	116	17	44	621	17.3
1978-79	30	1,157-38.6	224-400	.560	-	-	212-248	.855	289	9.6	80	109	13	44	660	22.0
<b>Totals</b>	<b>122</b>	<b>2,450-37.1</b>	<b>739-1,220</b>	<b>.616</b>	<b>-</b>	<b>-</b>	<b>588-752</b>	<b>.765</b>	<b>1015</b>	<b>8.3</b>	<b>140</b>	<b>225</b>	<b>30</b>	<b>88</b>	<b>2,066</b>	<b>16.9</b>




<b>3 • Lee Mayberry (1989-92) • 1,940 Points</b>																
Seasons	G-GS	Min-Avg.	FG-FGA	Pct.	3FG-3FGA	Pct.	FT-FTA	Pct.	Off-Def-Reb.	Avg.	A	TO	Blk	Stl	Pts.	Avg.
1988-89	32-32	1,001-31.3	157-314	.500	33-74	.446	67-91	.736	102	3.2	135	50	2	50	414	12.9
1989-90	35-35	1,131-32.3	193-381	.507	65-129	.504	57-72	.792	100	2.6	183	59	7	66	508	14.5
1990-91	38-37	1,216-32.0	192-397	.484	57-149	.383	59-93	.634	129	3.4	209	69	3	100	500	13.2
1991-92	34-34	1,167-34.3	181-368	.492	63-162	.389	93-125	.744	78	2.3	202	54	12	75	518	15.2
<b>Totals</b>	<b>139-138</b>	<b>4,515-32.5</b>	<b>723-1,460</b>	<b>.495</b>	<b>218-514</b>	<b>.424</b>	<b>276-381</b>	<b>.724</b>	<b>130-279-409</b>	<b>2.9</b>	<b>729</b>	<b>232</b>	<b>24</b>	<b>291</b>	<b>1,940</b>	<b>14.0</b>



<b>4 • Scott Hastings (1979-82) • 1,779 Points</b>																
Seasons	G-GS	Min-Avg.	FG-FGA	Pct.	3FG-3FGA	Pct.	FT-FTA	Pct.	Off-Def-Reb.	Avg.	A	TO	Blk	Stl	Pts.	Avg.
1978-79	30	753-25.1	97-191	.508	-	-	54-74	.730	138	4.6	38	54	11	10	248	8.3
1979-80	29	1,033-35.6	172-322	.534	-	-	125-160	.781	194	6.7	34	74	17	24	469	16.2
1980-81	32	1,054-32.9	192-341	.563	-	-	139-189	.735	173	5.4	45	80	21	29	523	16.3
1981-82	29	1,040-35.9	204-369	.553	-	-	131-177	.740	175	6.7	42	82	23	43	539	18.6
<b>Totals</b>	<b>120</b>	<b>3,880-32.3</b>	<b>665-1,223</b>	<b>.544</b>	<b>-</b>	<b>-</b>	<b>449-600</b>	<b>.748</b>	<b>699</b>	<b>5.7</b>	<b>159</b>	<b>290</b>	<b>72</b>	<b>106</b>	<b>1,779</b>	<b>14.8</b>




<b>5 • Pat Bradley (1996-99) • 1,765 Points</b>																
Seasons	G-GS	Min-Avg.	FG-FGA	Pct.	3FG-3FGA	Pct.	FT-FTA	Pct.	Off-Def-Reb.	Avg.	A	TO	Blk	Stl	Pts.	Avg.
1995-96	33-17	793-24.0	107-256	.418	82-198	.414	39-51	.765	12-55-67	2.0	41	44	0	32	335	10.2
1996-97	32-29	964-30.1	150-339	.442	98-230	.426	63-69	.913	19-53-72	2.3	57	57	0	55	461	14.4
1997-98	33-31	970-29.4	161-421	.382	98-242	.384	74-82	.902	29-59-88	2.7	56	64	1	50	489	14.8
1998-99	34-31	971-28.6	158-396	.399	93-245	.380	71-86	.826	27-59-86	2.5	54	47	3	23	480	14.1
<b>Totals</b>	<b>132-108</b>	<b>3,698-28.0</b>	<b>576-1412</b>	<b>.408</b>	<b>366-915</b>	<b>.400</b>	<b>247-288</b>	<b>.858</b>	<b>87-226-313</b>	<b>2.4</b>	<b>208</b>	<b>212</b>	<b>4</b>	<b>160</b>	<b>1,765</b>	<b>13.4</b>




<b>6 • Joe Kleine (1983-85) • 1,753 Points</b>																
Seasons	G-GS	Min-Avg.	FG-FGA	Pct.	3FG-3FGA	Pct.	FT-FTA	Pct.	Off-Def-Reb.	Avg.	A	TO	Blk	Stl	Pts.	Avg.
1982-83	30	950-31.7	165-307	.538	-	-	69-109	.633	219	7.3	18	81	9	19	399	13.3
1983-84	32-32	1,173-36.7	209-351	.595	-	-	163-211	.773	293	9.2	25	98	21	26	581	18.2
1984-85	35-35	1,289-36.8	294-484	.607	-	-	185-257	.720	294	8.4	23	87	16	38	773	22.1
<b>Totals</b>	<b>97-67</b>	<b>3,412-35.2</b>	<b>668-1,142</b>	<b>.585</b>	<b>-</b>	<b>-</b>	<b>417-577</b>	<b>.723</b>	<b>806</b>	<b>8.3</b>	<b>66</b>	<b>266</b>	<b>46</b>	<b>83</b>	<b>1,753</b>	<b>18.1</b>



<b>7 • Marvin Delph (1975-78) • 1,742 Points</b>																
Seasons	G-GS	Min-Avg.	FG-FGA	Pct.	3FG-3FGA	Pct.	FT-FTA	Pct.	Off-Def-Reb.	Avg.	A	TO	Blk	Stl	Pts.	Avg.
1974-75	26	409-15.7	68-135	.504	-	-	26-32	.813	66	2.5	17	-	-	-	162	6.2
1975-76	27	-	196-393	.499	-	-	48-58	.828	190	7.0	-	-	-	-	440	16.3
1976-77	28	-	245-460	.533	-	-	62-84	.738	154	5.5	-	-	-	-	552	19.7
1977-78	35	1,164-33.3	253-452	.560	-	-	82-94	.872	199	5.7	29	58	10	32	588	16.8
<b>Totals</b>	<b>116</b>	<b>1,573-25.8</b>	<b>762-1,440</b>	<b>.529</b>	<b>-</b>	<b>-</b>	<b>218-268</b>	<b>.813</b>	<b>609</b>	<b>5.3</b>	<b>46</b>	<b>58</b>	<b>10</b>	<b>32</b>	<b>1,742</b>	<b>15.0</b>



<b>8 • Corliss Williamson (1993-95) • 1,728 Points</b>																
Seasons	G-GS	Min-Avg.	FG-FGA	Pct.	3FG-3FGA	Pct.	FT-FTA	Pct.	Off-Def-Reb.	Avg.	A	TO	Blk	Stl	Pts.	Avg.
1992-93	18-7	454-25.2	101-176	.574	0-0	.000	61-98	.622	44-48-92	5.1	30	40	22	7	263	14.6
1993-94	34-34	989-29.1	273-436	.626	0-0	.000	149-213	.700	103-159-262	7.7	74	90	39	39	695	20.4
1994-95	39-39	1,208-31.0	283-515	.550	1-6	.167	203-304	.668	128-165-293	7.5	89	92	33	67	770	19.7
<b>Totals</b>	<b>91-80</b>	<b>2,651-29.1</b>	<b>657-1,127</b>	<b>.583</b>	<b>1-6</b>	<b>.167</b>	<b>413-615</b>	<b>.672</b>	<b>275-372-647</b>	<b>7.1</b>	<b>193</b>	<b>222</b>	<b>94</b>	<b>113</b>	<b>1,728</b>	<b>19.0</b>



<b>9 • Oliver Miller (1989-92) • 1,674 Points</b>																
Seasons	G-GS	Min-Avg.	FG-FGA	Pct.	3FG-3FGA	Pct.	FT-FTA	Pct.	Off-Def-Reb.	Avg.	A	TO	Blk	Stl	Pts.	Avg.
1988-89	30-8	599-20.0	88-161	.547	4-12	.333	50-78	.641	29-83-112	3.7	41	65	60	20	230	7.7
1989-90	35-13	757-21.6	152-238	.639	0-4	.000	86-132	.652	73-146-219	6.3	49	77	85	41	390	11.1
1990-91	38-35	931-24.5	254-361	.704	1-3	.333	87-135	.644	117-177-294	7.7	103	109	112	55	596	15.7
1991-92	34-30	956-28.1	186-309	.602	0-11	.000	86-133	.647	92-169-261	7.7	103	96	88	38	458	13.5
<b>Totals</b>	<b>137-86</b>	<b>3,243-23.7</b>	<b>680-1,069</b>	<b>.636</b>	<b>5-30</b>	<b>.167</b>	<b>309-478</b>	<b>.645</b>	<b>311-575-886</b>	<b>6.5</b>	<b>296</b>	<b>347</b>	<b>345</b>	<b>154</b>	<b>1,674</b>	<b>12.2</b>






10 • Scotty Thurman (1993-95) • 1,650 Points															
Seasons	G-GS	Min-Avg.	FG-FGA	Pct.	3FG-3FGA	Pct.	FT-FTA	Pct.	Off-Def-Reb.	Avg.	A	TO	Blk	Stl	Pts. Avg.
1992-93	31-31	890-28.7	204-439	.465	80-181	.442	52-65	.800	32-104-136	4.4	67	52	9	49	540 17.4
1993-94	34-34	987-29.0	201-429	.469	85-198	.429	52-71	.732	41-112-153	4.5	103	51	9	47	539 15.9
1994-95	37-37	1,186-32.1	206-450	.458	102-239	.427	57-73	.781	39-106-145	3.9	84	74	2	51	571 15.4
<b>Totals</b>	<b>102-102</b>	<b>3,063-30.0</b>	<b>611-1318</b>	<b>.464</b>	<b>267-618</b>	<b>.432</b>	<b>161-209</b>	<b>.770</b>	<b>112-322-434</b>	<b>4.3</b>	<b>254</b>	<b>177</b>	<b>20</b>	<b>147</b>	<b>1,650 16.2</b>



11 • George Kok (1945-48) • 1,644 Points															
Seasons	G-GS	Min-Avg.	FG-FGA	Pct.	3FG-3FGA	Pct.	FT-FTA	Pct.	Off-Def-Reb.	Avg.	A	TO	Blk	Stl	Pts. Avg.
1944-45	24	-	192	-	-	-	65-95	.684	-	-	-	-	-	-	449 18.7
1945-46	23	-	154	-	-	-	80-107	.748	-	-	-	-	-	-	388 16.8
1946-47	24	-	136	-	-	-	66-97	.680	-	-	-	-	-	-	338 14.1
1947-48	23	-	191	-	-	-	87-128	.680	-	-	-	-	-	-	469 20.4
<b>Totals</b>	<b>94</b>	<b>-</b>	<b>673</b>	<b>-</b>	<b>-</b>	<b>-</b>	<b>298-427</b>	<b>.698</b>	<b>-</b>	<b>-</b>	<b>-</b>	<b>-</b>	<b>-</b>	<b>-</b>	<b>1,644 17.5</b>



12 • Jonathon Modica (2003-06) • 1,589 Points															
Seasons	G-GS	Min-Avg.	FG-FGA	Pct.	3FG-3FGA	Pct.	FT-FTA	Pct.	Off-Def-Reb.	Avg.	A	TO	Blk	Stl	Pts. Avg.
2002-03	28-19	688-24.6	117-252	.464	31-86	.360	58-88	.659	56-69-125	4.5	17	53	2	29	323 11.5
2003-04	28-23	828-29.6	157-340	.462	37-114	.325	111-142	.782	59-66-125	4.5	34	62	2	21	462 16.5
2004-05	30-12	632-31.1	103-198	.520	30-70	.429	53-91	.582	35-50-85	2.8	47	57	2	22	289 9.6
2005-06	32-32	990-30.9	178-376	.473	55-157	.350	104-142	.732	58-70-128	4.0	53	66	1	36	515 16.1
<b>Totals</b>	<b>118-86</b>	<b>3,138-26.6</b>	<b>555-1166</b>	<b>.476</b>	<b>153-427</b>	<b>.358</b>	<b>326-463</b>	<b>.704</b>	<b>208-255-463</b>	<b>3.9</b>	<b>151</b>	<b>238</b>	<b>7</b>	<b>108</b>	<b>1,589 13.5</b>



13 • Ron Huery (1987-88, 1990-91) • 1,550 Points															
Seasons	G-GS	Min-Avg.	FG-FGA	Pct.	3FG-3FGA	Pct.	FT-FTA	Pct.	Off-Def-Reb.	Avg.	A	TO	Blk	Stl	Pts. Avg.
1986-87	33-30	960-29.1	129-291	.443	22-61	.361	106-137	.774	43-74-117	3.5	89	100	3	59	386 11.7
1987-88	30-24	894-29.8	147-324	.454	27-69	.391	82-113	.726	43-78-121	4.0	72	75	16	51	403 13.4
1989-90	33-6	678-20.5	119-257	.463	17-52	.327	74-94	.787	31-67-98	3.0	82	41	16	37	329 10.0
1990-91	38-10	795-20.9	139-284	.489	28-73	.384	126-150	.840	57-67-124	3.3	108	63	35	60	432 11.4
<b>Totals</b>	<b>134-70</b>	<b>3,327-24.8</b>	<b>534-1156</b>	<b>.462</b>	<b>94-255</b>	<b>.369</b>	<b>388-494</b>	<b>.785</b>	<b>174-286-460</b>	<b>3.4</b>	<b>351</b>	<b>279</b>	<b>70</b>	<b>207</b>	<b>1,550 11.6</b>




14 • Kareem Reid (1996-99) • 1,475 Points															
Seasons	G-GS	Min-Avg.	FG-FGA	Pct.	3FG-3FGA	Pct.	FT-FTA	Pct.	Off-Def-Reb.	Avg.	A	TO	Blk	Stl	Pts. Avg.
1995-96	33-31	1,117-33.8	141-357	.395	28-108	.259	116-169	.686	34-67-101	3.1	219	124	0	65	426 12.9
1996-97	32-29	986-30.8	112-271	.413	17-73	.233	74-106	.698	27-59-86	2.7	183	17	0	68	315 9.8
1997-98	32-28	944-29.5	127-295	.431	39-113	.345	88-119	.738	17-51-68	2.1	166	73	0	61	381 11.9
1998-99	34-29	971-28.6	117-293	.399	36-112	.321	83-108	.769	23-63-86	2.5	181	73	2	57	353 10.4
<b>Totals</b>	<b>131-117</b>	<b>4,018-30.7</b>	<b>497-1216</b>	<b>.409</b>	<b>120-406</b>	<b>.296</b>	<b>361-502</b>	<b>.719</b>	<b>101-240-341</b>	<b>2.6</b>	<b>749</b>	<b>287</b>	<b>2</b>	<b>251</b>	<b>1,475 11.3</b>



15 • Ron Brewer (1976-78) • 1,440 Points															
Seasons	G-GS	Min-Avg.	FG-FGA	Pct.	3FG-3FGA	Pct.	FT-FTA	Pct.	Off-Def-Reb.	Avg.	A	TO	Blk	Stl	Pts. Avg.
1975-76	28	-	130-226	.575	-	-	74-99	.748	105	3.8	-	-	-	-	334 11.9
1976-77	27	-	199-326	.610	-	-	61-97	.629	85	3.1	-	-	-	-	459 17.0
1977-78	36	1,291-35.9	258-486	.531	-	-	131-157	.834	112	3.1	99	98	27	77	647 18.0
<b>Totals</b>	<b>91</b>	<b>1,291-35.9</b>	<b>587-1,038</b>	<b>.566</b>	<b>-</b>	<b>-</b>	<b>266-353</b>	<b>.754</b>	<b>302</b>	<b>3.3</b>	<b>99</b>	<b>98</b>	<b>27</b>	<b>77</b>	<b>1,440 15.8</b>



16 • Ronnie Brewer (2004-06) • 1,416 Points															
Seasons	G-GS	Min-Avg.	FG-FGA	Pct.	3FG-3FGA	Pct.	FT-FTA	Pct.	Off-Def-Reb.	Avg.	A	TO	Blk	Stl	Pts. Avg.
2003-04	28-28	907-32.4	125-260	.481	17-64	.266	74-129	.574	59-94-153	5.5	94	72	20	57	341 12.2
2004-05	30-29	955-31.8	171-360	.475	36-91	.396	108-165	.655	52-93-145	4.8	101	61	14	76	486 16.2
2005-06	32-31	1,112-34.8	197-447	.441	51-151	.338	144-192	.750	39-115-154	4.8	104	70	15	83	589 18.4
<b>Totals</b>	<b>90-88</b>	<b>2,974-33.0</b>	<b>493-1,067</b>	<b>.462</b>	<b>104-306</b>	<b>.340</b>	<b>326-486</b>	<b>.671</b>	<b>150-302-452</b>	<b>5.0</b>	<b>299</b>	<b>203</b>	<b>49</b>	<b>216</b>	<b>1,416 15.7</b>



17 • Martin Terry (1972-73) • 1,368 Points															
Seasons	G-GS	Min-Avg.	FG-FGA	Pct.	3FG-3FGA	Pct.	FT-FTA	Pct.	Off-Def-Reb.	Avg.	A	TO	Blk	Stl	Pts. Avg.
1971-72	26	-	213-454	.464	-	-	207-261	.793	141	5.4	-	-	-	-	633 24.3
1972-73	26	-	264-508	.520	-	-	207-242	.855	95	3.7	-	-	-	-	735 28.3
<b>Totals</b>	<b>52</b>	<b>-</b>	<b>477-962</b>	<b>.496</b>	<b>-</b>	<b>-</b>	<b>414-503</b>	<b>.823</b>	<b>236</b>	<b>4.5</b>	<b>-</b>	<b>-</b>	<b>-</b>	<b>-</b>	<b>1,368 26.3</b>



18 • Darrell Walker (1981-83) • 1,325 Points															
Seasons	G-GS	Min-Avg.	FG-FGA	Pct.	3FG-3FGA	Pct.	FT-FTA	Pct.	Off-Def-Reb.	Avg.	A	TO	Blk	Stl	Pts. Avg.
1980-81	31	926-29.9	137-269	.509	-	-	75-125	.600	139	4.5	103	120	28	79	349 11.3
1981-82	29	1,039-35.8	162-316	.513	-	-	106-161	.658	152	5.2	101	108	11	67	430 14.8
1982-83	30	1,105-36.8	197-374	.527	-	-	152-238	.639	172	5.7	98	116	11	84	546 18.2
<b>Totals</b>	<b>90</b>	<b>3,070-34.1</b>	<b>496-959</b>	<b>.517</b>	<b>-</b>	<b>-</b>	<b>333-524</b>	<b>.635</b>	<b>463</b>	<b>5.1</b>	<b>302</b>	<b>344</b>	<b>50</b>	<b>230</b>	<b>1,325 14.7</b>




# » 1,000-POINT CLUB



## 19 • Darian Townes (2005-08) • 1,318 Points

Seasons	G-GS	Min-Avg.	FG-FGA	Pct.	3FG-3FGA	Pct.	FT-FTA	Pct.	Off-Def-Reb.	Avg.	A	TO	Blk	Stl	Pts.	Avg.
2004-05	30-14	715-23.8	122-235	.519	1-1	1.000	60-86	.698	56-81-137	4.6	14	37	48	15	305	10.2
2005-06	32-12	714-22.3	126-252	.500	0-0	.000	52-83	.627	59-105-164	5.1	25	39	52	14	304	9.5
2006-07	35-5	619-17.7	118-220	.536	1-1	1.000	47-84	.560	50-100-150	4.3	21	43	56	11	284	8.1
2007-08	35-8	805-23.0	168-279	.602	0-0	.000	89-142	.627	77-116-193	5.5	31	46	38	21	425	12.1
<b>TOTAL</b>	<b>132-39</b>	<b>2,853-21.6</b>	<b>534-986</b>	<b>.542</b>	<b>2-2</b>	<b>1.000</b>	<b>248-395</b>	<b>.628</b>	<b>242-402-644</b>	<b>4.9</b>	<b>91</b>	<b>165</b>	<b>194</b>	<b>61</b>	<b>1,318</b>	<b>10.0</b>



## 20 • Dean Tolson (1972-74) • 1,316 Points

Seasons	G-GS	Min-Avg.	FG-FGA	Pct.	3FG-3FGA	Pct.	FT-FTA	Pct.	Off-Def-Reb.	Avg.	A	TO	Blk	Stl	Pts.	Avg.
1971-72	26	-	164-340	.482	-	-	76-155	.490	257	9.9	-	-	-	-	404	15.5
1972-73	25	-	183-356	.514	-	-	74-142	.521	310	12.4	-	-	-	-	440	17.6
1973-74	21	-	204-373	.547	-	-	64-115	.557	278	13.2	-	-	-	-	472	22.5
<b>Totals</b>	<b>72</b>	<b>-</b>	<b>551-1069</b>	<b>.515</b>	<b>-</b>	<b>-</b>	<b>214-412</b>	<b>.585</b>	<b>845</b>	<b>11.7</b>	<b>-</b>	<b>-</b>	<b>-</b>	<b>-</b>	<b>1,316</b>	<b>17.0</b>




## 21 • Rotnei Clarke (2009-11) • 1,306 Points

Seasons	G-GS	Min-Avg.	FG-FGA	Pct.	3FG-3FGA	Pct.	FT-FTA	Pct.	Off-Def-Reb.	Avg.	A	TO	Blk	Stl	Pts.	Avg.
2008-09	30-30	944-31.5	120-294	.408	83-211	.393	43-46	.935	13-43-56	1.9	32	25	1	27	366	12.2
2009-10	31-30	1,058-34.1	151-332	.455	100-234	.427	67-81	.827	5-69-74	2.4	37	36	3	36	469	15.1
2010-11	31-31	985-31.8	144-328	.439	91-208	.438	92-107	.860	10-84-94	3.0	49	38	1	24	471	15.2
<b>TOTAL</b>	<b>92-91</b>	<b>2,987-32.5</b>	<b>415-954</b>	<b>.435</b>	<b>274-653</b>	<b>.420</b>	<b>202-234</b>	<b>.863</b>	<b>28-196-224</b>	<b>2.4</b>	<b>118</b>	<b>99</b>	<b>5</b>	<b>87</b>	<b>1,306</b>	<b>14.2</b>



## 22 • Marshawn Powell (2010-13) • 1,283 Points

Seasons	G-GS	Min-Avg.	FG-FGA	Pct.	3FG-3FGA	Pct.	FT-FTA	Pct.	Off-Def-Reb.	Avg.	A	TO	Blk	Stl	Pts.	Avg.
2009-10	32-32	992-31.0	190-380	.500	8-37	.216	90-142	.634	74-141-215	6.7	45	66	42	32	478	14.9
2010-11	28-18	628-22.4	117-251	.466	7-28	.250	62-94	.660	46-81-127	4.5	29	41	14	21	303	10.8
2011-12	2-2	43-21.5	15-21	.714	0-2	.000	9-13	.692	5-7-12	6.0	3	8	3	2	39	19.5
2012-13	32-31	819-25.6	175-359	.487	27-78	.346	86-134	.642	61-113-174	5.4	43	58	37	38	463	14.5
<b>TOTAL</b>	<b>94-83</b>	<b>2,482-26.4</b>	<b>497-1,011</b>	<b>.492</b>	<b>42-145</b>	<b>.290</b>	<b>247-383</b>	<b>.645</b>	<b>186-342-528</b>	<b>5.6</b>	<b>120</b>	<b>173</b>	<b>96</b>	<b>93</b>	<b>1,283</b>	<b>13.6</b>



## 23 • U.S. Reed (1978-81) • 1,260 Points

Seasons	G-GS	Min-Avg.	FG-FGA	Pct.	3FG-3FGA	Pct.	FT-FTA	Pct.	Off-Def-Reb.	Avg.	A	TO	Blk	Stl	Pts.	Avg.
1977-78	31	298-9.6	27-48	.563	-	-	31-45	.689	37	1.2	14	22	10	6	85	2.7
1978-79	30	990-33.0	128-238	.538	-	-	97-141	.688	95	3.2	63	56	19	27	353	11.8
1979-80	29	1,099-37.9	166-298	.557	-	-	74-93	.796	108	3.7	41	45	16	36	406	14.0
1980-81	32	1,129-35.3	155-302	.513	-	-	106-140	.757	131	4.1	40	74	22	50	416	13.0
<b>Totals</b>	<b>122</b>	<b>3,516-28.8</b>	<b>476-886</b>	<b>.537</b>	<b>-</b>	<b>-</b>	<b>308-419</b>	<b>.735</b>	<b>371</b>	<b>3.0</b>	<b>158</b>	<b>197</b>	<b>67</b>	<b>119</b>	<b>1,260</b>	<b>10.3</b>



## 24 • Derek Hood (1996-99) • 1,247 Points

Seasons	G-GS	Min-Avg.	FG-FGA	Pct.	3FG-3FGA	Pct.	FT-FTA	Pct.	Off-Def-Reb.	Avg.	A	TO	Blk	Stl	Pts.	Avg.
1995-96	33-28	717-21.7	105-222	.473	0-0	.000	36-82	.439	98-102-200	6.1	36	75	22	32	246	7.5
1996-97	32-31	872-27.3	130-269	.483	0-1	.000	50-79	.633	101-156-257	8.0	54	77	23	39	310	9.7
1997-98	32-29	722-22.6	119-237	.502	0-0	.000	32-60	.533	71-125-196	6.1	53	66	27	36	270	8.4
1998-99	34-34	978-28.8	173-306	.565	0-2	.000	75-110	.682	144-205-349	10.3	61	66	31	41	421	12.4
<b>Totals</b>	<b>131-122</b>	<b>3,289-25.1</b>	<b>527-1034</b>	<b>.510</b>	<b>0-3</b>	<b>.000</b>	<b>193-331</b>	<b>.583</b>	<b>414-588-1,002</b>	<b>7.6</b>	<b>204</b>	<b>284</b>	<b>103</b>	<b>148</b>	<b>1,247</b>	<b>9.5</b>



## 25 • Moses Kingsley (2014-17) • 1,200 Points

Seasons	G-GS	Min-Avg.	FG-FGA	Pct.	3FG-3FGA	Pct.	FT-FTA	Pct.	Off-Def-Reb.	Avg.	A	TO	Blk	Stl	Pts.	Avg.
2013-14	32-0	368-11.5	43-81	.531	1-2	.500	41-63	.651	39-63-102	3.2	7	14	49	14	128	4.0
2014-15	36-4	391-10.9	49-101	.485	0-0	.000	33-53	.623	45-45-90	2.5	11	23	38	15	131	3.6
2015-16	32-31	945-29.5	183-334	.548	0-0	.000	142-223	.637	103-196-299	9.3	39	65	76	36	508	15.9
2016-17	36-36	998-27.7	149-319	.467	7-16	.438	128-169	.757	79-198-277	7.7	49	70	93	23	433	12.0
<b>TOTAL</b>	<b>136-71</b>	<b>2702-19.9</b>	<b>424-835</b>	<b>.508</b>	<b>8-18</b>	<b>.444</b>	<b>344-508</b>	<b>.677</b>	<b>266-502-768</b>	<b>5.6</b>	<b>106</b>	<b>172</b>	<b>256</b>	<b>88</b>	<b>1,200</b>	<b>8.8</b>



## 26 • Mario Credit (1987-90) • 1,162 Points

Seasons	G-GS	Min-Avg.	FG-FGA	Pct.	3FG-3FGA	Pct.	FT-FTA	Pct.	Off-Def-Reb.	Avg.	A	TO	Blk	Stl	Pts.	Avg.
1986-87	32-11	498-15.6	77-126	.611	0-0	.000	39-60	.650	28-64-92	2.9	8	28	15	11	193	6.0
1987-88	30-15	693-23.1	107-183	.585	0-0	.000	79-118	.669	48-93-141	4.7	22	50	16	27	293	9.8
1988-89	32-24	717-22.4	149-246	.606	0-0	.000	68-117	.581	54-92-146	4.6	20	49	22	28	366	11.4
1989-90	33-26	621-18.8	106-185	.573	0-0	.000	98-126	.778	50-79-129	3.9	13	28	10	31	310	9.4
<b>Totals</b>	<b>127-76</b>	<b>2,529-19.9</b>	<b>439-740</b>	<b>.593</b>	<b>0-0</b>	<b>.000</b>	<b>284-421</b>	<b>.675</b>	<b>180-328-508</b>	<b>4.0</b>	<b>63</b>	<b>155</b>	<b>63</b>	<b>97</b>	<b>1,162</b>	<b>9.1</b>



## 27 • Charles Thomas (2005-08) • 1,149 Points

Seasons	G-GS	Min-Avg.	FG-FGA	Pct.	3FG-3FGA	Pct.	FT-FTA	Pct.	Off-Def-Reb.	Avg.	A	TO	Blk	Stl	Pts.	Avg.
2004-05	29-18	529-18.2	52-126	.413	3-13	.231	53-69	.768	31-47-78	2.7	15	42	3	4	160	5.5
2005-06	32-21	728-22.8	103-198	.520	6-12	.500	99-137	.723	77-83-160	5.0	25	44	5	19	311	9.7
2006-07	34-29	803-23.6	120-270	.444	7-39	.179	117-151	.775	67-128-195	5.7	44	73	8	10	364	10.7
2007-08	34-17	731-21.5	113-216	.523	5-13	.385	83-114	.728	56-96-152	4.5	47	76	6	16	314	9.2
<b>TOTAL</b>	<b>129-85</b>	<b>2,791-21.6</b>	<b>388-810</b>	<b>.479</b>	<b>21-77</b>	<b>.273</b>	<b>352-471</b>	<b>.747</b>	<b>231-351-585</b>	<b>4.5</b>	<b>131</b>	<b>235</b>	<b>22</b>	<b>49</b>	<b>1,149</b>	<b>8.9</b>





<b>28 • Anthlon Bell (2013-16) • 1,144 Points</b>																
Seasons	G-GS	Min-Avg.	FG-FGA	Pct.	3FG-3FGA	Pct.	FT-FTA	Pct.	Off-Def-Reb.	Avg.	A	TO	Blk	Stl	Pts.	Avg.
2012-13	29-0	268-9.2	43-131	.328	33-104	.317	9-11	.818	4-20-24	0.8	9	8	3	4	128	4.4
2013-14	32-14	515-16.1	84-222	.378	50-151	.331	12-15	.800	14-26-40	1.3	23	21	2	11	230	7.2
2014-15	36-16	660-18.3	95-257	.370	65-185	.351	29-41	.707	12-30-42	1.2	50	32	4	21	284	7.9
2015-16	32-30	918-28.7	172-402	.428	89-202	.441	69-82	.841	22-71-93	2.9	39	35	7	21	502	15.9
<b>TOTAL</b>	<b>129-60</b>	<b>2361-18.3</b>	<b>394-1012</b>	<b>.389</b>	<b>237-642</b>	<b>.369</b>	<b>119-149</b>	<b>.799</b>	<b>52-147-199</b>	<b>1.5</b>	<b>121</b>	<b>96</b>	<b>16</b>	<b>57</b>	<b>1,144</b>	<b>8.9</b>




<b>29 • Brandon Dean (1999-02) • 1,130 Points</b>																
Seasons	G-GS	Min-Avg.	FG-FGA	Pct.	3FG-3FGA	Pct.	FT-FTA	Pct.	Off-Def-Reb.	Avg.	A	TO	Blk	Stl	Pts.	Avg.
1998-99	33-7	565-17.1	92-202	.455	30-82	.366	17-33	.515	28-47-75	2.3	49	40	2	42	231	7.0
1999-00	34-17	719-21.1	112-254	.441	33-109	.303	33-53	.623	31-38-69	2.0	53	48	11	56	290	8.5
2000-01	31-14	584-18.8	91-211	.431	38-105	.362	34-55	.618	19-48-67	2.2	58	30	5	39	254	8.2
2001-02	29-24	750-25.9	132-273	.484	48-135	.356	43-59	.729	16-67-83	3.0	59	38	7	40	355	12.2
<b>Totals</b>	<b>127-62</b>	<b>2618-20.6</b>	<b>427-940</b>	<b>.454</b>	<b>149-431</b>	<b>.346</b>	<b>127-200</b>	<b>.635</b>	<b>94-200-294</b>	<b>2.3</b>	<b>219</b>	<b>156</b>	<b>25</b>	<b>177</b>	<b>1,130</b>	<b>8.3</b>




<b>30 • Rashad Madden (2012-15) • 1,106 Points</b>																
Seasons	G-GS	Min-Avg.	FG-FGA	Pct.	3FG-3FGA	Pct.	FT-FTA	Pct.	Off-Def-Reb.	Avg.	A	TO	Blk	Stl	Pts.	Avg.
2011-12	32-0	631-19.7	68-179	.380	17-71	.239	58-77	.753	25-81-106	3.3	58	50	9	15	211	6.6
2012-13	31-10	520-16.8	43-92	.467	7-35	.200	37-52	.712	19-56-75	2.4	57	35	7	17	130	4.2
2013-14	33-27	869-26.3	125-275	.455	50-125	.400	119-145	.821	28-66-94	2.8	91	77	9	28	419	12.7
2014-15	36-32	978-27.2	100-236	.424	46-122	.377	100-116	.862	31-101-132	3.7	164	84	5	29	346	9.6
<b>Totals</b>	<b>132-69</b>	<b>2998-22.7</b>	<b>336-782</b>	<b>.430</b>	<b>120-353</b>	<b>.340</b>	<b>314-390</b>	<b>.805</b>	<b>103-304-407</b>	<b>3.1</b>	<b>370</b>	<b>246</b>	<b>30</b>	<b>89</b>	<b>1,106</b>	<b>8.4</b>



<b>31 • Michael Qualls (2013-15) • 1,100 Points</b>																
Seasons	G-GS	Min-Avg.	FG-FGA	Pct.	3FG-3FGA	Pct.	FT-FTA	Pct.	Off-Def-Reb.	Avg.	A	TO	Blk	Stl	Pts.	Avg.
2012-13	31-5	483-15.6	55-137	.401	6-27	.222	28-46	.609	30-76-106	3.4	23	21	21	23	144	4.6
2013-14	33-17	815-24.7	129-301	.429	42-120	.350	83-122	.680	54-93-147	4.5	64	51	17	31	383	11.6
2014-15	36-34	1086-30.2	180-413	.436	55-165	.333	158-204	.775	59-133-192	5.3	60	61	17	32	573	15.9
<b>Totals</b>	<b>100-56</b>	<b>2384-23.8</b>	<b>364-851</b>	<b>.428</b>	<b>103-312</b>	<b>.330</b>	<b>269-372</b>	<b>.723</b>	<b>143-302-445</b>	<b>4.5</b>	<b>147</b>	<b>133</b>	<b>55</b>	<b>86</b>	<b>1,100</b>	<b>11.0</b>



<b>32 • Alvin Robertson (1982-84) • 1,097 Points</b>																
Seasons	G-GS	Min-Avg.	FG-FGA	Pct.	3FG-3FGA	Pct.	FT-FTA	Pct.	Off-Def-Reb.	Avg.	A	TO	Blk	Stl	Pts.	Avg.
1981-82	28	495-17.7	84-159	.528	-	-	35-58	.603	62	2.2	49	44	4	37	203	7.3
1982-83	28	915-32.7	161-294	.548	-	-	76-115	.661	137	4.9	101	91	8	88	398	14.2
1983-84	32-32	1,109-34.7	187-375	.499	-	-	122-182	.670	175	5.5	191	139	13	92	496	15.5
<b>Totals</b>	<b>88-32</b>	<b>2,519-28.6</b>	<b>432-828</b>	<b>.522</b>	<b>-</b>	<b>-</b>	<b>233-355</b>	<b>.656</b>	<b>374</b>	<b>4.3</b>	<b>341</b>	<b>274</b>	<b>25</b>	<b>217</b>	<b>1,097</b>	<b>12.4</b>



<b>33 • James Eldridge (1968-70) • 1,090 Points</b>																
Seasons	G-GS	Min-Avg.	FG-FGA	Pct.	3FG-3FGA	Pct.	FT-FTA	Pct.	Off-Def-Reb.	Avg.	A	TO	Blk	Stl	Pts.	Avg.
1967-68	24	-	155-305	.508	-	-	88-128	.688	173	7.2	-	-	-	-	398	16.6
1968-69	24	-	141-308	.458	-	-	46-73	.630	170	7.1	-	-	-	-	328	13.7
1969-70	24	-	149-339	.440	-	-	58-81	.716	174	7.3	-	-	-	-	364	15.2
<b>Totals</b>	<b>72</b>	<b>-</b>	<b>445-952</b>	<b>.467</b>	<b>-</b>	<b>-</b>	<b>192-282</b>	<b>.681</b>	<b>517</b>	<b>7.2</b>	<b>-</b>	<b>-</b>	<b>-</b>	<b>-</b>	<b>1,090</b>	<b>15.1</b>



<b>34 • Jaylen Barford (2017-18) • 1,087 Points</b>																
Seasons	G-GS	Min-Avg.	FG-FGA	Pct.	3FG-3FGA	Pct.	FT-FTA	Pct.	Off-Def-Reb.	Avg.	A	TO	Blk	Stl	Pts.	Avg.
2016-17	36-30	914-25.4	174-397	.438	29-109	.266	82-109	.752	39-97-136	3.8	72	71	6	44	459	12.8
2017-18	35-35	1094-31.3	224-477	.470	81-201	.403	93-129	.721	35-102-137	3.9	89	67	10	35	628	17.9
<b>Totals</b>	<b>77-65</b>	<b>2008-28.3</b>	<b>398-874</b>	<b>.455</b>	<b>116-301</b>	<b>.374</b>	<b>175-238</b>	<b>.735</b>	<b>74-199-273</b>	<b>3.8</b>	<b>161</b>	<b>138</b>	<b>16</b>	<b>79</b>	<b>1,087</b>	<b>15.3</b>



<b>35 • Daryl Macon (2017-18) • 1,070 Points</b>																
Seasons	G-GS	Min-Avg.	FG-FGA	Pct.	3FG-3FGA	Pct.	FT-FTA	Pct.	Off-Def-Reb.	Avg.	A	TO	Blk	Stl	Pts.	Avg.
2016-17	36-21	908-25.2	141-311	.453	65-168	.387	136-157	.866	19-76-95	2.6	80	65	2	41	483	13.4
2017-18	35-30	1082-30.9	174-389	.447	85-202	.421	154-176	.875	13-88-101	2.9	138	63	2	36	587	16.8
<b>Totals</b>	<b>71-51</b>	<b>1990-28.0</b>	<b>315-700</b>	<b>.450</b>	<b>150-370</b>	<b>.405</b>	<b>290-333</b>	<b>.871</b>	<b>32-164-196</b>	<b>2.8</b>	<b>218</b>	<b>128</b>	<b>4</b>	<b>77</b>	<b>1,070</b>	<b>15.1</b>



<b>36 • Tommy Boyer (1961-63) • 1,067 Points</b>																
Seasons	G-GS	Min-Avg.	FG-FGA	Pct.	3FG-3FGA	Pct.	FT-FTA	Pct.	Off-Def-Reb.	Avg.	A	TO	Blk	Stl	Pts.	Avg.
1960-61	23	-	99-229	.432	-	-	43-58	.741	105	4.6	-	-	-	-	241	10.5
1961-62	23	-	131-308	.425	-	-	125-134	.933	111	4.8	-	-	-	-	387	16.8
1962-63	24	-	146-326	.448	-	-	147-161	.913	76	3.2	-	-	-	-	439	18.3
<b>Totals</b>	<b>70</b>	<b>-</b>	<b>376-863</b>	<b>.436</b>	<b>-</b>	<b>-</b>	<b>315-353</b>	<b>.892</b>	<b>292</b>	<b>4.2</b>	<b>-</b>	<b>-</b>	<b>-</b>	<b>-</b>	<b>1,067</b>	<b>15.2</b>



<b>37 • Mike Washington (2007-10) • 1,065 Points</b>																
Seasons	G-GS	Min-Avg.	FG-FGA	Pct.	3FG-3FGA	Pct.	FT-FTA	Pct.	Off-Def-Reb.	Avg.	A	TO	Blk	Stl	Pts.	Avg.
2006-07	25-1	221-8.5	36-79	.456	4-14	.286	14-23	.609	21-21-42	1.6	6	16	7	4	90	3.5
2007-08	35-9	468-13.4	52-126	.413	7-27	.259	38-61	.623	62-76-138	3.9	18	34	24	10	149	4.3
2008-09	30-30	901-30.0	178-323	.551	5-30	.167	103-171	.602	105-189-294	9.8	27	62	39	29	464	15.5
2009-10	29-27	735-25.3	126-254	.496	6-26	.231	104-160	.650	59-118-177	6.1	22	52	37	19	362	12.5
<b>Totals</b>	<b>120-67</b>	<b>2,325-19.4</b>	<b>392-782</b>	<b>.501</b>	<b>22-97</b>	<b>.227</b>	<b>259-415</b>	<b>.624</b>	<b>247-404-651</b>	<b>5.4</b>	<b>73</b>	<b>164</b>	<b>107</b>	<b>62</b>	<b>1,065</b>	<b>8.9</b>




<b>38-t • Eric Ferguson (2003-06) • 1,047 Points</b>																
Seasons	G-GS	Min-Avg.	FG-FGA	Pct.	3FG-3FGA	Pct.	FT-FTA	Pct.	Off-Def-Reb.	Avg.	A	TO	Blk	Stl	Pts.	Avg.
2002-03	28-26	932-33.3	104-296	.351	46-150	.307	51-85	.600	13-73-86	3.1	91	109	2	52	305	10.9
2003-04	28-20	724-25.9	75-202	.371	29-85	.341	48-56	.857	12-61-73	2.6	78	55	6	37	227	8.1
2004-05	30-17	817-27.2	98-245	.400	44-119	.370	23-38	.605	20-60-80	2.7	128	54	3	51	263	8.8
2005-06	31-9	782-25.2	92-228	.404	41-126	.325	27-45	.600	12-62-74	2.4	82	66	0	32	252	8.1
<b>Totals</b>	<b>117-72</b>	<b>3,255-27.8</b>	<b>369-971</b>	<b>.380</b>	<b>160-480</b>	<b>.333</b>	<b>149-224</b>	<b>.665</b>	<b>57-256-313</b>	<b>2.7</b>	<b>379</b>	<b>284</b>	<b>11</b>	<b>172</b>	<b>1,047</b>	<b>8.9</b>




<b>38-t • Bobby Portis (2014-15) • 1,047 Points</b>																
Seasons	G-GS	Min-Avg.	FG-FGA	Pct.	3FG-3FGA	Pct.	FT-FTA	Pct.	Off-Def-Reb.	Avg.	A	TO	Blk	Stl	Pts.	Avg.
2013-14	34-34	918-27.0	161-316	.509	9-33	.273	87-118	.737	86-144-230	6.8	50	41	54	35	418	12.3
2014-15	36-36	1076-29.9	250-466	.536	14-30	.467	115-156	.737	133-188-321	8.9	42	56	50	39	629	17.5
<b>Totals</b>	<b>70-70</b>	<b>1994-28.5</b>	<b>411-782</b>	<b>.526</b>	<b>23-63</b>	<b>.365</b>	<b>202-274</b>	<b>.737</b>	<b>219-332-551</b>	<b>7.9</b>	<b>92</b>	<b>97</b>	<b>104</b>	<b>74</b>	<b>1,047</b>	<b>15.0</b>



<b>38-t • Dusty Hannahs (2016-17) • 1,047 Points</b>																
Seasons	G-GS	Min-Avg.	FG-FGA	Pct.	3FG-3FGA	Pct.	FT-FTA	Pct.	Off-Def-Reb.	Avg.	A	TO	Blk	Stl	Pts.	Avg.
2015-16	32-20	866-27.1	174-380	.458	81-187	.433	100-115	.870	19-58-77	2.4	29	41	0	20	529	16.5
2016-17	36-23	891-24.8	168-383	.439	74-191	.387	108-119	.908	20-42-62	1.7	43	60	4	16	518	14.4
<b>TOTAL</b>	<b>68-43</b>	<b>1757-25.8</b>	<b>342-763</b>	<b>.448</b>	<b>155-378</b>	<b>.410</b>	<b>208-234</b>	<b>.889</b>	<b>39-100-139</b>	<b>2.0</b>	<b>72</b>	<b>101</b>	<b>4</b>	<b>36</b>	<b>1,047</b>	<b>15.4</b>



<b>41 • Jerry Carlton (1960-62) • 1,042 Points</b>																
Seasons	G-GS	Min-Avg.	FG-FGA	Pct.	3FG-3FGA	Pct.	FT-FTA	Pct.	Off-Def-Reb.	Avg.	A	TO	Blk	Stl	Pts.	Avg.
1959-60	24	-	100-231	.433	-	-	59-80	.738	105	4.4	-	-	-	-	259	10.8
1960-61	23	-	122-281	.434	-	-	101-117	.863	96	4.2	-	-	-	-	345	15.0
1961-62	24	-	149-355	.419	-	-	140-159	.880	119	5.0	-	-	-	-	438	18.2
<b>Totals</b>	<b>71</b>	<b>-</b>	<b>371-867</b>	<b>.428</b>	<b>-</b>	<b>-</b>	<b>300-356</b>	<b>.843</b>	<b>320</b>	<b>4.5</b>	<b>-</b>	<b>-</b>	<b>-</b>	<b>-</b>	<b>1,042</b>	<b>14.7</b>



<b>42 • Clint McDaniel (1992-95) • 1,007 Points</b>																
Seasons	G-GS	Min-Avg.	FG-FGA	Pct.	3FG-3FGA	Pct.	FT-FTA	Pct.	Off-Def-Reb.	Avg.	A	TO	Blk	Stl	Pts.	Avg.
1991-92	27-2	264-9.8	33-97	.340	11-35	.314	29-39	.744	12-17-29	1.1	31	31	2	26	106	3.9
1992-93	30-11	495-16.5	76-177	.429	21-73	.288	52-77	.675	24-34-58	1.9	48	34	4	45	225	7.5
1993-94	31-13	669-21.6	81-199	.407	38-108	.352	52-69	.754	22-65-87	2.8	59	30	2	53	252	8.1
1994-95	37-33	1,093-29.5	139-302	.460	55-139	.396	91-119	.765	31-82-113	3.1	90	71	1	102	424	11.5
<b>Totals</b>	<b>125-59</b>	<b>2,521-20.2</b>	<b>329-775</b>	<b>.425</b>	<b>125-355</b>	<b>.352</b>	<b>224-304</b>	<b>.737</b>	<b>89-198-287</b>	<b>2.3</b>	<b>228</b>	<b>166</b>	<b>9</b>	<b>226</b>	<b>1,007</b>	<b>8.1</b>



<b>43 • Robert McKenzie (1968-70) • 1,006 Points</b>																
Seasons	G-GS	Min-Avg.	FG-FGA	Pct.	3FG-3FGA	Pct.	FT-FTA	Pct.	Off-Def-Reb.	Avg.	A	TO	Blk	Stl	Pts.	Avg.
1967-68	24	-	125-283	.442	-	-	109-132	.826	150	6.3	-	-	-	-	359	15.0
1968-69	21	-	108-242	.446	-	-	68-84	.810	104	5.0	-	-	-	-	284	13.5
1969-70	24	-	135-305	.443	-	-	95-145	.655	182	7.6	-	-	-	-	365	15.2
<b>Totals</b>	<b>69</b>	<b>-</b>	<b>367-830</b>	<b>.442</b>	<b>-</b>	<b>-</b>	<b>272-361</b>	<b>.753</b>	<b>436</b>	<b>6.3</b>	<b>-</b>	<b>-</b>	<b>-</b>	<b>-</b>	<b>1,006</b>	<b>14.6</b>





Player	Year	Points	Opponent	Date
Rotnei Clarke	So.	51	Alcorn State	11/13/09
Martin Terry	Sr.	47	SMU	02/24/73
Martin Terry	Jr.	46	Texas A&M	01/22/72
Dean Tolson	Sr.	45	Texas A&M	03/02/74
Todd Day	Sr.	43	LSU	01/11/92
Martin Terry	Sr.	43	Memphis	12/23/72
Joe Kleine	Sr.	41	Iowa State	12/27/84
Dean Tolson	Sr.	41	Indiana State	01/05/74
Ricky Sugg	Jr.	41	Centenary	12/13/65
Martin Terry	Jr.	40	Southern Illinois	12/11/71
Al Dillard	Jr.	39	Delaware State	12/11/93
Todd Day	Sr.	39	Alabama	03/14/92
Sidney Moncrief	Sr.	39	Southern Miss	12/23/78
Vernon Murphy	Jr.	39	Missouri-St. Louis	12/21/70
Jonathon Modica	Sr.	37	South Carolina	02/04/06
Joe Kleine	Sr.	37	TCU	02/09/85
Alvin Robertson	Sr.	37	North Texas	12/17/83
Martin Terry	Sr.	37	Southern Illinois	12/30/72
Rotnei Clarke	Jr.	36	Vanderbilt	01/29/11
Joe Kleine	Sr.	36	Texas Tech	03/10/85
Dean Tolson	Sr.	36	Rice	02/09/74
Martin Terry	Sr.	36	Missouri-St. Louis	01/06/73
Vernon Murphy	Jr.	36	Baylor	03/02/71
Johnny Adams	Sr.	36	TCU	02/21/41
Bobby Portis	Fr.	35	Alabama	02/05/14
Courtney Fortson	So.	35	Mississippi State	01/28/10
Jannero Pargo	Sr.	35	Mississippi State	02/27/02
Jannero Pargo	Sr.	35	Florida	01/26/02
Lee Mayberry	Sr.	35	LSU	03/03/92
Todd Day	Sr.	35	Auburn	01/04/92
Darrell Walker	Sr.	35	Alabama State	12/15/82
Martin Terry	Sr.	35	Texas A&M	01/13/73
Martin Terry	Sr.	35	TCU	02/20/73
Martin Terry	Sr.	35	Tulane	12/9/72
Tommy Rowland	Jr.	35	Centenary	12/12/66
Tommy Boyer	Jr.	35	LSU	12/19/62
Michael Washington	Jr.	34	North Texas	01/03/09
Scotty Thurman	Fr.	34	Ole Miss	01/06/93
Scotty Thurman	Fr.	34	Missouri	12/19/92
Todd Day	So.	34	Texas	01/25/90
Mario Credit	Jr.	34	Loyola-Marymount	03/16/89
Tim Scott	Jr.	34	Kansas	12/06/86
Martin Terry	Sr.	34	TCU	01/27/73
Martin Terry	Jr.	34	Texas	02/22/72
Dean Tolson	So.	34	Baylor	02/29/72
Daryl Macon	Sr.	33	Tennessee	12/30/17
Dusty Hannahs	Jr.	33	Florida	03/10/16
Marshawn Powell	Jr.	33	Oklahoma	12/04/12
Jonathon Modica	So.	33	Mississippi State	02/14/04
Jannero Pargo	Sr.	33	Alabama	01/30/02
Pat Bradley	Jr.	33	South Carolina	02/18/98
Todd Day	Jr.	33	UAB	01/30/91
Joe Kleine	Sr.	33	Texas-San Antonio	12/18/84
Sidney Moncrief	Sr.	33	Rice	02/03/79
Dean Tolson	So.	33	Texas	1972
Martin Terry	Jr.	33	Rice	03/04/72
Martin Terry	Jr.	33	Baylor	02/29/72
Vernon Murphy	Jr.	33	Oklahoma	01/05/71
Robert McKenzie	So.	33	Oklahoma City	01/25/68
Tommy Boyer	Jr.	33	TCU	1962
George Kok	Sr.	33	Rice	02/28/48
Bobby Portis	So.	32	Vanderbilt	01/10/15
Rotnei Clarke	So.	32	East Tennessee State	11/27/09
Jannero Pargo	Sr.	32	UT Chattanooga	12/20/01
Pat Bradley	Sr.	32	Western Carolina	12/07/98
Pat Bradley	Sr.	32	North Texas	12/30/98
Scotty Thurman	So.	32	Auburn	01/15/94
Lenzie Howell	Sr.	32	Texas A&M	02/21/90
Joe Kleine	Sr.	32	Texas	01/12/85
Joe Kleine	Sr.	32	Texas Tech	01/16/85
Joe Kleine	Jr.	32	Alabama State	12/21/83

Player	Year	Points	Opponent	Date
Joe Kleine	Jr.	32	North Texas	12/17/83
Ted Thompson	Jr.	32	Western Kentucky	12/03/73
Dean Tolson	So.	32	TCU	02/12/72
Martin Terry	Jr.	32	Texas A&M	02/15/72
Jerry Carlton	Sr.	32	Rice	1962
George Kok	So.	32	Sedalia AAB	1946
George Kok	So.	32	Rice	1946
George Kok	Fr.	32	Texas A&M	1945
BJ Young	Fr.	31	Florida	02/18/12
Sonny Weems	Sr.	31	Indiana	03/21/08
Todd Day	Sr.	31	Jackson State	12/21/91
Todd Day	Jr.	31	Alabama	03/21/91
Lee Mayberry	So.	31	U.S. International	12/09/89
Lenzie Howell	Jr.	31	Texas A&M	03/11/89
Keith Wilson	Sr.	31	Texas	02/08/89
Joe Kleine	Sr.	31	Ohio State	12/01/84
Martin Terry	Sr.	31	Texas	02/13/73
Martin Terry	Jr.	31	Rice	03/04/72
Tommy Rowland	Jr.	31	Michigan	12/30/66
Tommy Boyer	Sr.	31	Baylor	1963
Tommy Boyer	Sr.	31	TCU	1963
Pete Butler	Jr.	31	Texas	1955
George Kok	Sr.	31	Pepperdine	1948
Johnny Adams	Jr.	31	Warrensburg (Mo.)	1940
Daryl Macon	Jr.	30	Ole Miss	02/18/17
Michael Qualls	Jr.	30	Alabama	01/22/15
Michael Washington	Jr.	30	Southeastern Louisiana	11/14/08
Jannero Pargo	Sr.	30	Memphis	01/02/02
Joe Johnson	Fr.	30	Mississippi State	01/22/00
Pat Bradley	So.	30	Missouri	12/07/96
Corliss Williamson	So.	30	Georgia	03/11/94
Todd Day	Jr.	30	Florida State	01/21/91
Todd Day	Jr.	30	Houston	02/07/91
Mario Credit	Jr.	30	Texas	02/08/89
Sidney Moncrief	Sr.	30	Oklahoma	12/02/78
Steve Schall	Sr.	30	North Texas	01/04/79
Marvin Delph	Sr.	30	Texas	02/01/78
Marvin Delph	Jr.	30	SMU	02/02/77
Rickey Medlock	Jr.	30	SMU	02/16/74
Martin Terry	Sr.	30	Missouri Western	12/04/72
Martin Terry	Jr.	30	Rice	02/05/72
Dean Tolson	So.	30	Rice	03/04/72
Donnie Watts	Sr.	30	Rice	1971
Almer Lee	Jr.	30	Texas A&M	1971
Tommy Boyer	Sr.	30	Texas Tech	02/19/63
Manuel Whitley	Sr.	30	Texas A&M	1956

### 30-POINT GAME FAST FACTS

**Total:** 117

**Total Players:** 45

**Most Recent:** 33 by Daryl Macon vs. Tennessee (Dec. 30, 2017)

**Most in a Season:** 10 by Martin Terry, 1973

**Most in Career:** 18 by Martin Terry, 1972-73

**Last with Five or More in Same Season:** Jannero Pargo, 2002 (5)


**Most Recent Consecutive 30-Point Games:** Jannero Pargo, 35 vs. Florida (Jan. 26, 2002); 33 at Alabama (Jan. 30, 2002)

**Last Game with Multiple Players Scoring 30 Points:**

Keith Wilson, 31 & Mario Credit, 30 vs. Texas (Feb. 8, 1989)



## » SCORING AVERAGE



Martin Terry is the only Arkansas player to average better than 20 points for his career, scoring 1,368 points in 52 games.

### SEASON

1.	28.3	Martin Terry (735 pts, 26 gms)	1973	
2.	24.3	Martin Terry (633 pts, 26 gms)	1972	
3.	22.7	Todd Day (500 pts, 22 gms)	1992	
4.	22.5	Dean Tolson (472 pts, 21 gms)	1974	
5.	22.1	Joe Kleine (773 pts, 35 gms)	1985	
6.	22.0	Sidney Moncrief (660 pts, 30 gms)	1979	
7.	20.7	Todd Day (786 pts, 38 gms)	1991	
8.	20.4	Corliss Williamson (695 pts, 34 gms)	1994	
		20.4	George Kok (469 pts, 23 gms)	1948
10.	19.7	Corliss Williamson (770 pts, 39 gms)	1995	
		19.7	Marvin Delph (552 pts, 28 gms)	1977

### CAREER

1.	26.3	Martin Terry (1,368 pts, 52 gms)	1972-73
2.	19.0	Corliss Williamson (1,728 pts, 91 gms)	1993-95
3.	18.9	Todd Day (2,395 pts, 127 gms)	1989-92
4.	18.3	Dean Tolson (1,316 pts, 72 gms)	1972-74
5.	18.1	Joe Kleine (1,753 pts, 97 gms)	1983-85
6.	16.9	Sidney Moncrief (2,066 pts, 122 gms)	1976-79
7.	16.2	Scotty Thurman (1,650 pts, 102 gms)	1993-95
8.	16.0	Courtney Fortson (753 pts, 47 gms)	2009-10
9.	15.8	Ron Brewer (1,440 pts, 91 gms)	1976-78
10.	15.7	Ronnie Brewer (1,416 pts, 90 gms)	2004-06

### SEC SEASON

1.	23.0	Todd Day (368 pts, 16 gms)	1992
2.	21.8	Corliss Williamson (348 pts, 16 gms)	1995
3.	20.8	Corliss Williamson (333 pts, 16 gms)	1994
4.	18.8	Ronnie Brewer (301 pts, 16 gms)	2006
5.	18.6	Bobby Portis (335 pts, 18 gms)	2015
6.	18.0	Courtney Fortson (288 pts, 16 gms)	2010
7.	17.8	Jonathon Modica (284 pts, 16 gms)	2006
8.	17.3	Sonny Weems (276 pts, 16 gms)	2008
9.	17.2	Scotty Thurman (275 pts, 16 gms)	1994
10.	17.1	Scotty Thurman (273 pts, 16 gms)	1993

### SEC CAREER

1.	23.0	Todd Day (368 pts, 16 gms)	1992
2.	19.7	Corliss Williamson (866 pts, 44 gms)	1993-95
3.	17.1	Scotty Thurman (819 pts, 48 gms)	1993-95
4.	16.5	Courtney Fortson (513 pts, 31 gms)	2009-10
5.	16.3	Lee Mayberry (260 pts, 16 gms)	1992
6.	15.7	Ronnie Brewer (753 pts, 48 gms)	2004-06
7.	15.4	Bobby Portis (553 pts, 36 gms)	2014-15
8.	15.3	Jannero Pargo (490 pts, 32 gms)	2001-02
9.	14.9	Dusty Hannahs (537 pts, 36 gms)	2016-17
10.	14.8	BJ Young (504 pts, 34 gms)	2012-13

### SCORING AVERAGE LEADERS

Year	Player	G	Pts.	Avg.
2017-18	Jaylen Barford	35	628	17.9
2016-17	Dusty Hannahs	36	518	14.4
2015-16	Dusty Hannahs	32	529	16.5
2014-15	Bobby Portis	36	629	17.5
2013-14	Rashad Madden	33	419	12.7
2012-13	BJ Young	31	470	15.2
2011-12	BJ Young	32	488	15.3
2010-11	Rotnei Clarke	31	471	15.2
2009-10	Courtney Fortson	18	323	17.9
2008-09	Michael Washington	30	464	15.5
2007-08	Sonny Weems	34	509	15.0
2006-07	Patrick Beverley	35	485	13.9
2005-06	Ronnie Brewer	32	589	18.4
2004-05	Ronnie Brewer	30	486	16.2
2003-04	Jonathon Modica	28	462	16.5
2002-03	Jonathon Modica	28	323	11.5
2001-02	Jannero Pargo	29	482	16.6
2000-01	Joe Johnson	30	427	14.2
1999-00	Joe Johnson	23	368	16.0
1998-99	Pat Bradley	34	480	14.1
1997-98	Pat Bradley	33	489	14.8
1996-97	Pat Bradley	32	461	14.4
1995-96	Kareem Reid	33	426	12.9
1994-95	Corliss Williamson	39	770	19.7

Year	Player	G	Pts.	Avg.
1993-94	Corliss Williamson	34	695	20.4
1992-93	Scotty Thurman	31	540	17.4
1991-92	Todd Day	22	500	22.7
1990-91	Todd Day	38	786	20.7
1989-90	Todd Day	35	684	19.5
1988-89	Lenzie Howell	32	466	14.6
1987-88	Ron Huery	30	403	13.4
1986-87	Tim Scott	33	393	11.9
1985-86	William Mills	24	331	13.8
1984-85	Joe Kleine	35	773	22.1
1983-84	Joe Kleine	32	581	18.2
1982-83	Darrell Walker	30	546	18.2
1981-82	Scott Hastings	29	539	18.6
1980-81	Scott Hastings	32	523	16.3
1979-80	Scott Hastings	29	469	16.2
1978-79	Sidney Moncrief	30	660	22.0
1977-78	Ron Brewer	36	647	18.0
1976-77	Marvin Delph	28	552	19.7
1975-76	Marvin Delph	27	440	16.3
1974-75	Kent Allison	26	393	15.1
1973-74	Dean Tolson	21	472	22.5
1972-73	Martin Terry	26	735	28.3
1971-72	Martin Terry	26	633	24.3
1970-71	Almer Lee	23	441	19.2

Year	Player	G	Pts.	Avg.
1969-70	Almer Lee	24	408	17.0
1968-69	James Eldridge	24	328	13.7
1967-68	James Eldridge	24	398	16.6
1966-67	Tommy Rowland	24	443	18.5
1965-66	Ricky Sugg	24	328	13.6
1964-65	Ricky Sugg	24	340	14.2
1963-64	Jim Magness	24	356	14.8
1962-63	Tommy Boyer	24	439	18.3
1961-62	Jerry Carlton	24	438	18.2
1960-61	Pat Foster	23	355	15.4
1959-60	Clyde Rhoden	24	389	16.2
1958-59	Clyde Rhoden	24	350	14.6
1957-58	Fred Grim	27	380	14.1
1956-57	Terry Day	24	301	12.5
1955-56	Manuel Whitley	24	409	17.0
1954-55	Jerald Barnett	24	247	10.3
1953-54	Jerald Barnett	23	225	9.8
1952-53	Gene Lambert	21	270	12.9
1951-52	Walter Kearns	24	216	9.0
1950-51	Billy Hester	22	204	9.3
1949-50	Jim Cathcart	23	233	10.1
1948-49	Bob Ambler	26	259	10.0
1947-48	George Kok	23	469	20.4
1946-47	Al Williams	24	380	15.8



**GAME**

1.	51	Rotnei Clarke vs. Alcorn State	11/13/09
2.	47	Martin Terry vs. SMU	02/24/73
3.	46	Martin Terry vs. Texas A&M	01/22/72
4.	45	Dean Tolson vs. Texas A&M	03/02/74
5.	43	Todd Day at LSU	01/11/92
	43	Martin Terry vs. Memphis	12/23/72
7.	41	Joe Kleine vs. Iowa State	12/27/84
	41	Dean Tolson at Indiana State	01/05/74
	41	Ricky Sugg at Centenary	12/13/65
10.	40	Martin Terry vs. Southern Illinois	12/11/71

**SEASON**

1.	786	Todd Day	1991
2.	773	Joe Kleine	1985
3.	770	Corliss Williamson	1995
4.	735	Martin Terry	1973
5.	695	Corliss Williamson	1994
6.	684	Todd Day	1990
7.	660	Sidney Moncrief	1979
8.	647	Ron Brewer	1978
9.	633	Martin Terry	1972
10.	629	Bobby Portis	2015

**CAREER**

1.	2,395	Todd Day	1989-92
2.	2,066	Sidney Moncrief	1976-79
3.	1,940	Lee Mayberry	1989-92
4.	1,779	Scott Hastings	1979-82
5.	1,765	Pat Bradley	1996-99
6.	1,753	Joe Kleine	1983-85
7.	1,742	Marvin Delph	1975-78
8.	1,728	Corliss Williamson	1993-95
9.	1,674	Oliver Miller	1989-92
10.	1,650	Scotty Thurman	1993-95

**SEC GAME**

1.	43	Todd Day at LSU	01/11/92
2.	39	Todd Day vs. Alabama	03/14/92
3.	37	Jonathon Modica vs. S. Carolina	02/04/06
4.	36	Rotnei Clarke at Vanderbilt	01/29/11
5.	35	Bobby Portis vs. Alabama	02/05/14
	35	Courtney Fortson vs. Miss. St.	01/28/10
	35	Jannero Pargo at Miss. St.	02/27/02
	35	Jannero Pargo vs. Florida	01/26/02
	35	Lee Mayberry vs. LSU	03/03/92
	35	Todd Day vs. Auburn	01/04/92

**SEC SEASON**

1.	368	Todd Day	1992
2.	348	Corliss Williamson	1995
3.	335	Bobby Portis	2015
4.	333	Corliss Williamson	1994
5.	301	Ronnie Brewer	2006
6.	289	Anthlon Bell	2016
7.	288	Courtney Fortson	2010
8.	284	Jonathon Modica	2006
9.	278	Moses Kingsley	2016
10.	276	Dusty Hannahs	2016
	276	Sonny Weems	2008

**SEC CAREER**

1.	866	Corliss Williamson	1993-95
2.	855	Jonathon Modica	2003-06
3.	834	Pat Bradley	1996-99
4.	819	Scotty Thurman	1993-95
5.	753	Ronnie Brewer	2004-06
6.	701	Marshawn Powell	2010-13
7.	668	Kareem Reid	1996-99
8.	647	Rotnei Clarke	2009-11
9.	635	Darian Townes	2005-08
10.	592	Derek Hood	1996-99



In his only season in the SEC (1992-93), Todd Day set a program SEC single-season record with 368 points.

**POINTS LEADERS**

Year	Player	G	Pts.	Avg.
2017-18	Jaylen Barford	35	628	17.9
2016-17	Dusty Hannahs	36	518	14.4
2015-16	Dusty Hannahs	32	529	16.5
2014-15	Bobby Portis	36	629	17.5
2013-14	Rashad Madden	33	419	12.7
2012-13	BJ Young	31	470	15.2
2011-12	BJ Young	32	488	15.3
2010-11	Rotnei Clarke	31	471	15.2
2009-10	Marshawn Powell	32	478	14.9
2008-09	Michael Washington	30	464	15.5
2007-08	Sonny Weems	34	509	15.0
2006-07	Patrick Beverley	35	485	13.9
2005-06	Ronnie Brewer	32	589	18.4
2004-05	Ronnie Brewer	30	486	16.2
2003-04	Jonathon Modica	28	462	16.5
2002-03	Jonathon Modica	28	323	11.5
2001-02	Jannero Pargo	29	482	16.6
2000-01	Joe Johnson	30	427	14.2
1999-00	Joe Johnson	23	368	16.0
1998-99	Pat Bradley	34	480	14.1
1997-98	Pat Bradley	33	489	14.8
1996-97	Pat Bradley	32	461	14.4
1995-96	Kareem Reid	33	426	12.9
1994-95	Corliss Williamson	39	770	19.7

Year	Player	G	Pts.	Avg.
1993-94	Corliss Williamson	34	695	20.4
1992-93	Scotty Thurman	31	540	17.4
1991-92	Lee Mayberry	34	518	15.2
1990-91	Todd Day	38	786	20.7
1989-90	Todd Day	35	684	19.5
1988-89	Lenzie Howell	32	466	14.6
1987-88	Ron Huery	30	403	13.4
1986-87	Tim Scott	33	393	11.9
1985-86	Mike Ratliff	28	368	13.1
1984-85	Joe Kleine	35	773	22.1
1983-84	Joe Kleine	32	581	18.2
1982-83	Darrell Walker	30	546	18.2
1981-82	Scott Hastings	29	539	18.6
1980-81	Scott Hastings	32	523	16.3
1979-80	Scott Hastings	29	469	16.2
1978-79	Sidney Moncrief	30	660	22.0
1977-78	Ron Brewer	36	647	18.0
1976-77	Marvin Delph	28	552	19.7
1975-76	Marvin Delph	27	440	16.3
1974-75	Kent Allison	26	393	15.1
1973-74	Dean Tolson	21	472	22.5
1972-73	Martin Terry	26	735	28.3
1971-72	Martin Terry	26	633	24.3
1970-71	Vernon Murphy	26	458	17.6

Year	Player	G	Pts.	Avg.
1969-70	Almer Lee	24	408	17.0
1968-69	James Eldridge	24	328	13.7
1967-68	James Eldridge	24	398	16.6
1966-67	Tommy Rowland	24	443	18.5
1965-66	Ricky Sugg	24	328	13.6
1964-65	Ricky Sugg	24	340	14.2
1963-64	Jim Magness	24	356	14.8
1962-63	Tommy Boyer	24	439	18.3
1961-62	Jerry Carlton	24	438	18.2
1960-61	Pat Foster	23	355	15.4
1959-60	Clyde Rhoden	24	389	16.2
1958-59	Clyde Rhoden	24	350	14.6
1957-58	Fred Grim	27	380	14.1
1956-57	Terry Day	24	301	12.5
1955-56	Manuel Whitley	24	409	17.0
1954-55	Jerald Barnett	24	247	10.3
1953-54	Jerald Barnett	23	225	9.8
1952-53	Gene Lambert	21	270	12.9
1951-52	Walter Kearns	24	216	9.0
1950-51	Billy Hester	22	204	9.3
1949-50	Jim Cathcart	23	233	10.1
1948-49	Bob Ambler	26	259	10.0
1947-48	George Kok	23	469	20.4
1946-47	Al Williams	24	380	15.8



## » FIELD GOAL PERCENTAGE



As a junior in 1990-91, Oliver Miller led the nation in field goal percentage, making seven or more field goals in 22 contests.

### GAME (MINIMUM 8 ATT.)

1.	1.000	Daniel Gafford vs Minnesota	12/09/17
	1.000	Bobby Portis vs. UTSA (8-8)	01/04/13
	1.000	Daryll Saulsberry vs. MacMurray (10-10)	01/04/75
	1.000	Lee Wilson vs. Montevallo (9-9)	02/25/95
	1.000	Steve Schall vs. Weber St. (9-9)	03/11/79
	1.000	Darrell Hawkins vs. Missouri State (8-8)	12/17/92
	1.000	Coty Clarke at Florida (8-8)	02/23/13
	1.000	Joe Kleine vs. St. Peter's (8-8)	12/28/83
8.	.923	Landis Williams vs. Montevallo (12-13)	02/25/95
9.	.909	Oliver Miller vs. Murray St. (10-11)	03/19/92
	.909	Joe Kleine vs. Rice (10-11)	1984

### SEASON (MINIMUM 60 ATT.)

1.	.704	Oliver Miller (254-361) *	1991
2.	.699	Leroy Sutton (79-113)	1983
3.	.691	Charles Balentine (47-68)	1983
4.	.678	Steven Hill (59-87)	2008
5.	.674	Lee Wilson (58-86)	1995
6.	.665	Sidney Moncrief (149-224)	1976
7.	.662	Leroy Sutton (100-151)	1984
8.	.649	Sidney Moncrief (157-242)	1977
9.	.641	Steven Hill (93-145)	2007
10.	.639	Oliver Miller (152-238)	1990

\* Led the NCAA

### CAREER (MINIMUM 700 ATT.)

1.	.636	Oliver Miller (680-1,069)	1989-92
2.	.606	Sidney Moncrief (739-1,220)	1976-79
3.	.593	Mario Credit (439-740)	1987-90
4.	.585	Joe Kleine (668-1,142)	1983-85
5.	.583	Corliss Williamson (657-1,127)	1993-95
6.	.566	Ron Brewer (587-1,038)	1976-78
7.	.544	Scott Hastings (665-1,223)	1979-82
8.	.542	Darian Townes (534-986)	2005-08
9.	.537	U.S. Reed (476-886)	1978-81
10.	.529	Marvin Delph (762-1,440)	1975-78

### SEC GAME (MINIMUM 9 ATT.)

1.	.889	Corliss Williamson at LSU (8-9)	02/02/93
2.	.846	Corliss Williamson vs. LSU (11-13)	01/11/94
3.	.833	Corliss Williamson vs. S. Carolina (10-12)	01/22/94
4.	.818	Patrick Beverley vs. Auburn (9-11)	03/08/08
	.818	Derek Hood vs. Auburn (9-11)	02/24/99
	.818	Corliss Williamson vs. Ole Miss (9-11)	01/05/94
	.818	Oliver Miller vs. Mississippi St. (9-11)	01/15/92
8.	.800	Steven Hill vs. LSU (8-10)	01/20/07
9.	.786	Corliss Williamson vs. Vanderbilt (11-14)	02/01/94
10.	.769	Michael Qualls vs. Georgia (7-9)	03/01/14
	.769	BJ Young vs. Mississippi St. (10-13)	01/07/12

### SEC SEASON (MINIMUM 90 ATT.)

1.	.652	Corliss Williamson (129-198)	1994
2.	.625	Darian Townes (70-112)	2008
3.	.594	Oliver Miller (82-138)	1992
4.	.592	Dwight Stewart (58-98)	1993
5.	.588	Corliss Williamson (70-119)	1993
6.	.560	Bobby Portis (136-243)	2015
	.560	Sunday Adebayo (51-91)	1996
8.	.555	Derek Hood (86-155)	1999
9.	.547	Moses Kingsley (99-181)	2016
10.	.534	Corliss Williamson (119-223)	1995

### SEC CAREER (MINIMUM 200 ATT.)

1.	.589	Corliss Williamson (318-540)	1993-95
2.	.540	Corey Beck (116-215)	1993-95
3.	.530	Bobby Portis (219-413)	2014-15
4.	.528	Darian Townes (262-496)	2005-08
5.	.513	Darrell Hawkins (123-240)	1992-93
6.	.512	Lee Wilson (109-213)	1994-97
7.	.498	Todd Day (128-257)	1992
8.	.496	Derek Hood (251-506)	1996-99
9.	.481	Mike Washington (177-368)	2007-10
10.	.478	Marshawn Powell (271-567)	2010-13

## FIELD GOAL PCT LEADERS

(MINIMUM 100 ATTEMPTS)

Season	Player	FGM	FGA	Pct.
2017-18	Daniel Gafford	164	271	.605
2016-17	Manuale Watkins	93	165	.564
2015-16	Moses Kingsley	183	334	.548
2014-15	Bobby Portis	250	466	.536
2013-14	Bobby Portis	161	316	.509
2012-13	Coty Clarke	76	148	.514
2011-12	BJ Young	177	351	.504
2010-11	Delvon Johnson	111	204	.544
2009-10	Marshawn Powell	190	380	.500
2008-09	Michael Washington	178	323	.551
2007-08	Darian Townes	168	279	.602
2006-07	Steven Hill	93	145	.641
2005-06	Charles Thomas	103	198	.520
2004-05	Jonathon Modica	103	198	.520
2003-04	Ronnie Brewer	125	260	.481
2002-03	Dionisio Gomez	91	195	.467
2001-02	Dionisio Gomez	61	116	.526
2000-01	Alonzo Lane	88	171	.515
1999-00	Alonzo Lane	108	193	.560
1998-99	Derek Hood #	173	306	.565
1997-98	Landis Williams	84	139	.604
1996-97	Lee Wilson	84	157	.535
1995-96	Lee Wilson	86	162	.531
1994-95	Corliss Williamson	283	515	.550
1993-94	Corliss Williamson	273	436	.626

Season	Player	FGM	FGA	Pct.
1992-93	Corliss Williamson	101	176	.574
1991-92	Oliver Miller	186	309	.602
1990-91	Oliver Miller *	254	361	.704
1989-90	Oliver Miller	152	238	.639
1988-89	Mario Credit	149	246	.606
1987-88	Mario Credit	107	183	.585
1986-87	Mario Credit	77	126	.611
1985-86	Eric Poerschke	56	113	.496
1984-85	Joe Kleine	294	484	.607
1983-84	Leroy Sutton	100	151	.662
1982-83	Leroy Sutton	79	113	.699
1981-82	Tony Brown	109	185	.589
1980-81	Scott Hastings	192	341	.563
1979-80	U.S. Reed	166	298	.557
1978-79	Steve Schall	138	223	.619
1977-78	Sidney Moncrief	209	354	.590
1976-77	Sidney Moncrief	157	242	.649
1975-76	Sidney Moncrief *	149	224	.665
1974-75	Kent Allison	172	282	.610
1973-74	Dean Tolson	204	373	.547
1972-73	Martin Terry	264	508	.520
1971-72	Doug Campbell	73	142	.514
1970-71	Donnie Watts	149	290	.514
1969-70	Ricky Tanneberger	75	161	.460
1968-69	Ricky Tanneberger	94	200	.470

Season	Player	FGM	FGA	Pct.
1967-68	James Eldridge	155	305	.508
1966-67	Tommy Rowland	148	300	.483
1965-66	J.D. McConnell	120	259	.463
1964-65	John Talkington	107	220	.486
1963-64	Warren Vogel	111	242	.459
	Ricky Sugg	85	185	.459
1962-63	Jim Magness	87	183	.475
1961-62	Jim Wilson	74	163	.454
1960-61	Ronnie Garner	102	212	.482
1959-60	Jerry Carlton	100	231	.433
1958-59	Clyde Rhoden	131	314	.417
1957-58	Harry Thompson	94	241	.390
1956-57	Fred Grim	107	297	.360
1955-56	Manuel Whitley	135	322	.419
1954-55	Jerald Barnett	88	199	.442
1953-54	Norman Smith	61	155	.393
1952-53	Raymond Shaw	60	151	.398
1951-52	Gene Lambert	74	166	.445
1950-51	Billy Hester	71	149	.476

# Led the SEC | \* Led the NCAA





**GAME**

1.	20	Dean Tolson vs. Texas A&M	03/02/74
2.	17	Dean Tolson vs. Rice	02/09/74
	17	Martin Terry vs. So. Illinois	02/11/71
4.	16	Todd Day at LSU	01/11/92
	16	Dean Tolson vs. Indiana St.	01/05/74
	16	Martin Terry vs. SMU	02/24/73
	16	Vernon Murphy vs. Missouri-St. Louis	12/21/70
8.	15	Rotnei Clarke vs. Alcorn St.	11/13/09
	15	Joe Kleine vs. Iowa St.	12/27/84
	15	Joe Kleine vs. UTSA	12/18/84
	15	Darrell Walker vs. Alabama St.	12/15/82

**SEASON**

1.	294	Joe Kleine	1985
2.	283	Corliss Williamson	1995
3.	277	Todd Day	1991
4.	273	Corliss Williamson	1994
5.	264	Martin Terry	1973
6.	258	Ron Brewer	1978
7.	254	Oliver Miller	1991
8.	253	Marvin Delph	1978
9.	250	Bobby Portis	2015
10.	245	Marvin Delph	1977

**CAREER**

1.	835	Todd Day	1989-92
2.	762	Marvin Delph	1975-78
3.	739	Sidney Moncrief	1976-79
4.	723	Lee Mayberry	1989-92
5.	680	Oliver Miller	1989-92
6.	668	Joe Kleine	1983-85
7.	665	Scott Hastings	1979-82
8.	657	Corliss Williamson	1993-95
9.	611	Scotty Thurman	1993-95
10.	587	Ron Brewer	1975-78

**SEC GAME**

1.	16	Todd Day at LSU	01/11/92
2.	14	Bobby Portis vs. Alabama	02/05/14
	14	Todd Day vs. Alabama	03/14/92
4.	13	Bobby Portis vs. Vanderbilt	01/10/15
5.	12	Rotnei Clarke at Vanderbilt	01/29/11
	12	Marshawn Powell vs. Vanderbilt	02/27/10
	12	Jonathon Modica vs. Miss. St.	02/14/04
	12	Pat Bradley vs. South Carolina	02/18/98
	12	Scotty Thurman at Auburn	01/15/94
	12	Corliss Williamson vs. Georgia	03/11/94
	12	Scotty Thurman vs. Ole Miss	01/06/93
	12	Lee Mayberry vs. LSU	03/03/92

**SEC SEASON**

1.	136	Bobby Portis	2015
2.	129	Corliss Williamson	1994
3.	128	Todd Day	1992
4.	119	Corliss Williamson	1995
5.	17	Jaylen Barford	2018
6.	103	Scotty Thurman	1994
7.	102	Scotty Thurman	1993
	102	Sonny Weems	2008
9.	99	Marshawn Powell	2010
	99	Moses Kingsley	2016

**SEC CAREER**

1.	318	Corliss Williamson	1993-95
2.	300	Scotty Thurman	1993-95
3.	295	Jonathon Modica	2003-06
4.	271	Marshawn Powell	2010-13
5.	269	Pat Bradley	1996-99
6.	262	Darian Townes	2005-08
7.	251	Derek Hood	1996-99
8.	250	Ronnie Brewer	2004-06
9.	227	Kareem Reid	1996-99
10.	219	Bobby Portis	2014-15



Corliss Williamson led the Razorbacks in made field goals each of his three seasons on campus and is the all-time leader in SEC play.

**FIELD GOALS MADE LEADERS**

Season	Player	FGM	FGA	Pct.
2017-18	Jaylen Barford #	224	477	.470
2016-17	Jaylen Barford	174	397	.438
2015-16	Moses Kingsley	183	334	.548
2014-15	Bobby Portis	250	466	.536
2013-14	Bobby Portis	161	316	.509
2012-13	BJ Young	180	401	.449
2011-12	BJ Young	177	351	.504
2010-11	Rotnei Clarke	144	328	.439
2009-10	Marshawn Powell	190	380	.500
2008-09	Michael Washington	178	323	.551
2007-08	Sonny Weems	197	425	.464
2006-07	Sonny Weems	161	332	.485
2005-06	Ronnie Brewer	197	447	.441
2004-05	Ronnie Brewer	171	360	.475
2003-04	Jonathon Modica	157	340	.463
2002-03	Jonathon Modica	117	252	.464
2001-02	Jannero Pargo	165	359	.460
2000-01	Joe Johnson	162	346	.468
1999-00	Joe Johnson	140	302	.464
1998-99	Derek Hood	173	306	.565
1997-98	Pat Bradley	161	421	.382
1996-97	Pat Bradley	150	339	.442
1995-96	Kareem Reid	141	357	.395
1994-95	Corliss Williamson	283	515	.550

Season	Player	FGM	FGA	Pct.
1993-94	Corliss Williamson	273	436	.626
1992-93	Scotty Thurman	204	439	.465
1991-92	Oliver Miller	186	309	.602
1990-91	Todd Day	277	586	.473
1989-90	Todd Day	237	483	.491
1988-89	Lenzie Howell	166	326	.509
1987-88	Ron Huery	147	324	.454
1986-87	Ron Huery	129	291	.443
1985-86	Mike Ratliffe	137	298	.460
1984-85	Joe Kleine	294	484	.607
1983-84	Joe Kleine	209	351	.595
1982-83	Darrell Walker	197	374	.527
1981-82	Scott Hastings	204	369	.553
1980-81	Scott Hastings	192	341	.563
1979-80	Scott Hastings	172	322	.534
1978-79	Sidney Moncrief	224	400	.560
1977-78	Ron Brewer	258	486	.531
1976-77	Marvin Delph	245	460	.533
1975-76	Marvin Delph	196	393	.499
1974-75	Kent Allison	172	282	.610
1973-74	Dean Tolson	204	373	.547
1972-73	Martin Terry	264	508	.520
1971-72	Martin Terry	213	454	.469
1970-71	Almer Lee	167	333	.502

Season	Player	FGM	FGA	Pct.
1969-70	Almer Lee	180	418	.431
1967-68	James Eldridge	155	305	.508
1966-67	Tommy Rowland	148	300	.483
1965-66	Ricky Sugg	122	273	.447
1964-65	Ricky Sugg	129	268	.481
1963-64	Jim Magness	125	310	.403
1962-63	Tommy Boyer	146	326	.448
1961-62	Jerry Carlton	149	355	.419
1960-61	Jerry Carlton	122	281	.434
1959-60	Ronnie Garner	135	345	.391
1958-59	Clyde Rhoden	131	314	.417
1957-58	Fred Grim	147	396	.371
1956-57	Terry Day	113	422	.268
1955-56	Manuel Whitley	135	322	.419
1954-55	Jerald Barnett	88	199	.442
1953-54	Jerald Barnett	81	225	.360
1952-53	Gene Lambert	87	263	.331
1951-52	Walter Kearns	82	268	.306
1950-51	D.L. Miller	72	174	.414

# Led the SEC



## » FIELD GOALS ATTEMPTED



Marvin Delph ranks third all-time in field goal attempts, leading the Razorbacks in scoring as a sophomore and junior.

### GAME

1.	30	Dean Tolson vs. TCU	02/12/72
2.	29	Martin Terry vs. SMU	01/30/73
	29	Terry Day at Oklahoma	12/01/57
4.	28	Pat Bradley vs. North Texas	12/30/98
	28	Ronnie Garner at SMU	03/02/60
6.	27	Courtney Fortson at Vanderbilt	03/08/09
	27	Martin Terry at TCU	02/20/73
8.	26	Courtney Fortson at Miss. St.	01/14/10
	26	Todd Day at LSU	01/11/92
	26	Darrell Walker vs. Alabama St.	12/15/82

### SEASON

1.	586	Todd Day	1991
2.	515	Corliss Williamson	1995
3.	508	Martin Terry	1973
4.	486	Ron Brewer	1978
5.	484	Joe Kleine	1985
6.	483	Todd Day	1990
7.	477	Jaylen Barford #	2018
8.	466	Bobby Portis	2015
9.	460	Marvin Delph	1977
10.	454	Martin Terry	1972

### CAREER

1.	1,744	Todd Day	1989-92
2.	1,460	Lee Mayberry	1989-92
3.	1,440	Marvin Delph	1975-78
4.	1,412	Pat Bradley	1996-99
5.	1,318	Scotty Thurman	1993-95
6.	1,223	Scott Hastings	1979-82
7.	1,220	Sidney Moncrief	1976-79
8.	1,216	Kareem Reid	1996-99
9.	1,166	Jonathon Modica	2003-06
10.	1,156	Ron Huery	1987-88, 90-91

# Led the SEC

### SEC GAME

1.	27	Courtney Fortson at Vanderbilt	03/08/09
2.	26	Courtney Fortson at Miss. St.	01/14/10
	26	Todd Day at LSU	01/11/92
4.	25	Scotty Thurman vs. Ole Miss	01/06/93
5.	23	Scotty Thurman at Alabama	02/15/95
	23	Todd Day vs. Vanderbilt	02/12/92
7.	22	Pat Bradley at Kentucky	01/17/98
8.	21	Marshawn Powell vs. Vanderbilt	02/27/10
	21	Mike Washington at LSU	01/31/09
	21	Corliss Williamson at Miss. St.	01/19/94
	21	Corliss Williamson vs. Kentucky	03/12/94

### SEC SEASON

1.	261	Jaylen Barford #	2018
2.	257	Todd Day	1992
3.	243	Bobby Portis	2015
4.	240	Courtney Fortson	2010
5.	229	Sonny Weems	2008
6.	226	Pat Bradley	1998
7.	225	Ronnie Brewer	2006
8.	224	Anthlon Bell	2016
9.	223	Corliss Williamson	1995
10.	221	Scotty Thurman	1993

### SEC CAREER

1.	695	Pat Bradley	1996-99
2.	666	Jonathon Modica	2003-06
3.	645	Scotty Thurman	1993-95
4.	573	Ronnie Brewer	2003-06
5.	567	Marshawn Powell	2010-13
6.	545	Kareem Reid	1996-99
7.	540	Corliss Williamson	1993-95
8.	524	Eric Ferguson	2003-06
9.	509	Anthlon Bell	2013-16
10.	506	Derek Hood	1996-99

# Led the SEC

### FIELD GOALS ATTEMPTED LEADERS

Season	Player	FGM	FGA	Pct.
2017-18	Jaylen Barford #	224	477	.470
2016-17	Jaylen Barford	174	397	.438
2015-16	Anthlon Bell	172	402	.428
2014-15	Bobby Portis	250	466	.536
2013-14	Bobby Portis	161	316	.509
2012-13	BJ Young	180	401	.449
2011-12	BJ Young	177	351	.504
2010-11	Rotnei Clarke	144	328	.438
2009-10	Marshawn Powell	190	380	.500
2008-09	Courtney Fortson	154	363	.424
2007-08	Sonny Weems	197	425	.464
2006-07	Patrick Beverley	150	351	.427
2005-06	Ronnie Brewer	197	447	.441
2004-05	Ronnie Brewer	171	360	.475
2003-04	Jonathon Modica	157	340	.463
2002-03	Eric Ferguson	104	296	.351
2001-02	Jannero Pargo	165	359	.460
2000-01	Joe Johnson	162	346	.468
1999-00	Chris Walker	129	315	.410
1998-99	Pat Bradley	158	396	.399
1997-98	Pat Bradley	161	421	.382
1996-97	Pat Bradley	150	339	.442
1995-96	Kareem Reid	141	357	.395
1994-95	Corliss Williamson	283	515	.550
1993-94	Corliss Williamson	273	436	.626

Season	Player	FGM	FGA	Pct.
1992-93	Scotty Thurman	204	439	.465
1991-92	Lee Mayberry	181	368	.492
1990-91	Todd Day	277	586	.473
1989-90	Todd Day	237	483	.491
1988-89	Keith Wilson	162	347	.467
1987-88	Ron Huery	147	324	.454
1986-87	Tim Scott	125	327	.382
1985-86	Mike Ratliffe	137	298	.460
1984-85	Joe Kleine	294	484	.607
1983-84	Alvin Robertson	187	375	.494
1982-83	Darrell Walker	197	374	.527
1981-82	Scott Hastings	204	369	.553
1980-81	Scott Hastings	192	341	.563
1979-80	Scott Hastings	172	322	.534
1978-79	Scott Hastings	229	400	.560
1977-78	Ron Brewer	258	486	.531
1976-77	Marvin Delph	245	460	.533
1975-76	Marvin Delph	196	393	.499
1974-75	Kent Allison	172	282	.610
1973-74	Dean Tolson	204	373	.547
1972-73	Martin Terry	264	508	.520
1971-72	Martin Terry	213	454	.469
1970-71	Vernon Murphy	165	340	.485
1969-70	Almer Lee	180	418	.431
1968-69	James Eldridge	141	308	.458

Season	Player	FGM	FGA	Pct.
1967-68	James Eldridge	155	305	.508
1966-67	Tommy Rowland	148	300	.483
1965-66	Ricky Sugg	122	273	.447
1964-65	Ricky Sugg	129	268	.481
1963-64	Jim Magness	125	310	.403
1962-63	Tommy Boyer	146	326	.448
1961-62	Jerry Carlton	149	355	.419
1960-61	Jerry Carlton	122	281	.434
1959-60	Ronnie Garner	135	345	.391
1958-59	Clyde Rhoden	131	314	.417
1957-58	Fred Grim	147	396	.371
1956-57	Terry Day	113	422	.268
1955-56	Manuel Whitley	135	322	.419
1954-55	Pete Butler	76	223	.341
1953-54	Orval Elkins	63	227	.277
1952-53	Walter Kearns	86	276	.312
1951-52	Walter Kearns	82	268	.306
1950-51	D.L. Miller	72	174	.414

# Led the SEC





**GAME (MINIMUM 11 ATTEMPTS)**

1.	1.000	Tommy Boyer vs. Texas Tech (18-18)	1963
	1.000	Daryl Macon vs. Texas (14-14)	12/17/16
	1.000	Kareem Reid vs. Memphis (14-14)	02/19/98
	1.000	Scott Hastings vs. Rice (14-14)	1982
	1.000	Ron Huery vs. California (12-12)	12/30/86
	1.000	Alandise Harris vs. SMU (11-11)	11/18/13
	1.000	Sidney Moncrief vs. Houston (11-11)	1979
	1.000	Ron Brewer vs. TCU (11-11)	1978
9.	.923	Daryl Macon at Tennessee (12-13)	01/03/17
	.923	Darrell Hawkins vs. Memphis (12-13)	03/21/92
	.923	Lee Mayberry at Kentucky (12-13)	01/25/92
	.923	Tim Scott vs. Kansas (12-13)	12/06/86

**SEASON (MINIMUM 20 ATT.)**

1.	.952	Charles Tatum (20-21)	2001
2.	.939	Rickey Medlock (62-66)	1975
3.	.935	Rotnei Clarke (43-46)	2009
4.	.933	Tommy Boyer (125-134) *	1962
5.	.916	Rickey Medlock (87-95) *	1974
6.	.915	Robert Birden (65-71)	1975
7.	.914	Darrell Hawkins (74-81)	1992
8.	.913	Pat Bradley (63-69)	1997
9.	.913	Tommy Boyer (147-161) *	1963
10.	.908	Dusty Hannahs (108-119) #	2017

**CAREER (MINIMUM 150 ATT.)**

1.	.904	Rickey Medlock (178-197)	1973-75
2.	.892	Tommy Boyer (315-353)	1961-63
3.	.889	Dusty Hannahs (208-234)	2016-17
4.	.863	Rotnei Clarke (202-234)	2009-11
5.	.858	Pat Bradley (247-288)	1996-99
6.	.843	Jerry Carlton (300-356)	1960-62
7.	.823	Darrell Hawkins (219-266)	1988-93
8.	.819	Tim Scott (163-199)	1987-88
9.	.815	Isaiah Morris (132-162)	1991-92
10.	.813	Marvin Delph (218-268)	1975-78

\* Led the NCAA | # Led the SEC

**SEC GAME (MINIMUM 8 ATT.)**


1.	1.000	Julysses Nobles (10-10) vs. Auburn	01/25/11
	1.000	Charles Thomas (10-10) vs. La. Tech	12/30/06
	1.000	Robert Shepherd (10-10) vs. Kentucky	02/10/93
	1.000	Kendrick Davis (9-9) vs. Ole Miss	01/17/04
	1.000	Ali Thompson (9-9) vs. Mississippi St.	02/23/97
		Arkansas players were 8-for-8,	15 other times

**SEC SEASON (MIN. 30 ATT.)**

1.	.941	Pat Bradley (32-34)	1997
	.941	Darrell Hawkins (32-34)	1992
3.	.918	Anthlon Bell (45-49)	2016
4.	.894	Dusty Hannahs (42-47)	2017
5.	.881	Jannero Pargo (37-42)	2002
6.	.868	Rotnei Clarke (59-68)	2011
7.	.867	Pat Bradley (39-45)	1998
8.	.864	Robert Shepherd (38-44)	1993
9.	.857	Daryl Macon (72-84)	2017
10.	.865	Daryl Macon (83-96)	2018

**SEC CAREER (MIN. 60 ATT.)**

1.	.885	Darrell Hawkins (77-87)	1992-93
2.	.863	Jannero Pargo (63-73)	2001-02
3.	.861	Rotnei Clarke (93-108)	2009-11
4.	.841	Anthlon Bell (69-82)	2013-16
5.	.840	Pat Bradley (137-163)	1996-99
6.	.837	Dusty Hannahs (87-104)	2016-17
7.	.825	Rashad Madden (184-223)	2012-15
8.	.797	Robert Shepherd (51-64)	1992-93
9.	.783	Lee Mayberry (54-69)	1992
10.	.781	Scotty Thurman (89-114)	1993-95



As a junior, Rickey Medlock led the nation in free throw percentage and went on to become the program's career leader at over 90 percent.

**FREE THROW PERCENTAGE LEADERS (MINIMUM 45 ATTEMPTS)**

Season	Player	FTM	FTA	Pct.
2017-18	Daryl Macon #	154	176	.875
2016-17	Dusty Hannahs #	108	119	.908
2015-16	Dusty Hannahs	100	115	.870
2014-15	Rashad Madden	100	116	.862
2013-14	Rashad Madden	119	145	.821
2012-13	Coty Clarke	75	101	.743
2011-12	Mardracus Wade	66	81	.815
2010-11	Mardracus Wade	41	47	.872
2009-10	Rotnei Clarke	67	81	.827
2008-09	Rotnei Clarke	43	46	.935
2007-08	Sonny Weems	61	76	.803
2006-07	Patrick Beverley	112	138	.812
2005-06	Ronnie Brewer	144	192	.750
2004-05	Charles Thomas	53	69	.768
2003-04	Eric Ferguson	48	56	.857
2002-03	Kendrick Davis	53	67	.791
2001-02	Jannero Pargo	57	73	.781
2000-01	Jannero Pargo	43	49	.878
1999-00	Joe Johnson	60	79	.759
1998-99	Pat Bradley	71	86	.826
1997-98	Pat Bradley	74	82	.902
1996-97	Pat Bradley	63	69	.913
1995-96	Pat Bradley	39	51	.765
1994-95	Scotty Thurman	57	73	.781

Season	Player	FTM	FTA	Pct.
1993-94	Clint McDaniel	52	69	.754
1992-93	Darrell Hawkins	96	116	.828
1991-92	Darrell Hawkins	74	81	.914
1990-91	Ron Huery	126	150	.840
1989-90	Arlyn Bowers	54	68	.794
1988-89	Lenzie Howell	134	176	.761
1987-88	Allie Freeman	47	55	.855
1986-87	Philip McKellar	51	59	.864
1985-86	Mike Ratliff	94	126	.746
1984-85	William Mills	43	59	.729
1983-84	Joe Kleine	163	211	.773
1982-83	Ricky Norton	36	46	.783
1981-82	Tony Brown	52	68	.765
1980-81	U.S. Reed	106	140	.757
1979-80	U.S. Reed	74	93	.796
1978-79	Sidney Moncrief	212	248	.855
1977-78	Marvin Delph	82	94	.872
1976-77	Jim Counce	35	45	.778
1975-76	Marvin Delph	48	58	.828
1974-75	Rickey Medlock	62	66	.939
1973-74	Rickey Medlock *	87	95	.916
1972-73	Martin Terry	207	242	.855
1971-72	Vernon Murphy	98	119	.824
1970-71	Donnie Watts	62	76	.816

Season	Player	FTM	FTA	Pct.
1969-70	James Eldridge	58	81	.716
1968-69	Robert McKenzie	68	84	.810
1967-68	Robert McKenzie	109	132	.826
1966-67	David Self	40	51	.784
1965-66	J.D. McConnell	37	46	.804
1964-65	Ricky Sugg	77	89	.865
1963-64	Ricky Sugg	39	47	.830
1962-63	Tommy Boyer *	147	161	.913
1961-62	Tommy Boyer *	125	134	.933
1960-61	Jerry Carlton	101	117	.863
1959-60	Ronnie Garner	89	112	.794
1958-59	Jay Carpenter	70	96	.729
1957-58	Fred Grim	86	102	.843
1956-57	Larry Grisham	89	113	.788
1955-56	Jerald Barnett	69	93	.742
1954-55	Jerald Barnett	71	95	.747
1953-54	Raymond Shaw	49	69	.710
1952-53	Walter Kearns	46	54	.852
1951-52	Gene Lambert	57	86	.663
1950-51	D.L. Miller	57	76	.750
1949-50	Jim Cathcart	63	108	.583

\* Led the NCAA | # Led the SEC



## » FREE THROWS MADE



Third all-time in free throws made in SEC play, Rashad Madden is the only Arkansas native in program history to compile 1,000 points, 300 rebounds and 300 assists as a Razorback.

### GAME

1.	22	Martin Terry vs. Texas A&M	01/22/72
2.	19	Vernon Murphy at Missouri-St. Louis	12/06/71
3.	18	Tommy Boyer vs. Texas Tech	1963
4.	17	Corliss Williamson vs. Ole Miss	02/18/95
	17	Martin Terry vs. Tulane	1973
6.	14	Daryl Macon vs. Texas	12/17/16
	14	Courtney Fortson vs. Miss. St.	01/28/10
	14	Kareem Reid vs. Memphis	12/19/98
	14	Todd Day vs. Texas	01/25/90
	14	Joe Kleine vs. North Texas	12/17/83

### SEASON

1.	212	Sidney Moncrief	1979
2.	207	Martin Terry	1973
	207	Martin Terry	1972
4.	203	Corliss Williamson	1995
	203	Sidney Moncrief	1978
6.	185	Joe Kleine	1985
7.	165	Todd Day	1991
8.	163	Joe Kleine	1984
9.	158	Michael Qualls	2015
10.	154	Daryl Macon	2018

### CAREER

1.	588	Sidney Moncrief	1976-79
2.	499	Todd Day	1989-92
3.	449	Scott Hastings	1979-82
4.	417	Joe Kleine	1983-85
5.	414	Martin Terry	1972-73
6.	413	Corliss Williamson	1993-95
7.	388	Ron Huery	1987-88, 90-91
8.	361	Kareem Reid	1996-99
9.	352	Charles Thomas	2005-08
10.	344	Moses Kingsley	2014-17

### SEC GAME

1.	17	Corliss Williamson vs. Ole Miss	02/18/95
2.	14	Courtney Fortson vs. Miss. St.	01/28/10
3.	13	Corliss Williamson vs. Miss. St.	03/05/94
	13	Corliss Williamson at LSU	02/22/95
5.	12	Daryl Macon vs South Carolina	03/08/18
	12	Daryl Macon at Tennessee	01/03/17
	12	Rashad Madden vs. Ole Miss	01/17/15
	12	Rashad Madden vs. LSU	02/15/14
	12	Courtney Fortson at Georgia	02/03/10
	12	Vincent Hunter vs. Ole Miss	01/17/04
	12	Corey Beck at Alabama	01/08/94
	12	Lee Mayberry at Kentucky	01/25/92
	12	Todd Day vs. LSU	03/03/92

### SEC SEASON

1.	109	Corliss Williamson	1995
2.	94	Courtney Fortson	2010
3.	83	Daryl Macon	2018
	83	Rashad Madden	2014
5.	82	Michael Qualls	2015
6.	80	Moses Kingsley	2016
7.	79	Ronnie Brewer	2006
8.	75	Moses Kingsley	2017
	75	Corliss Williamson	1994
10.	72	Daryl Macon	2017
	72	Todd Day	1992

### SEC CAREER

1.	229	Corliss Williamson	1993-95
2.	196	Ronnie Brewer	2004-06
3.	184	Rashad Madden	2012-15
4.	180	Moses Kingsley	2014-17
5.	171	Jonathon Modica	2003-06
6.	157	Kareem Reid	1996-99
7.	137	Michael Qualls	2013-15
	137	Marshawn Powell	2010-13
	137	Pat Bradley	1996-99
10.	130	Courtney Fortson	2009-10

### FREE THROWS MADE LEADERS

Season	Player	FTM	FTA	Pct.
2017-18	Daryl Macon	154	176	.875
2016-17	Daryl Macon	136	157	.866
2015-16	Moses Kingsley	142	223	.637
2014-15	Michael Qualls	158	204	.775
2013-14	Marshawn Powell	119	145	.821
2012-13	Marshawn Powell	86	134	.642
2011-12	BJ Young	84	113	.743
2010-11	Rotnei Clarke	92	107	.860
2009-10	Courtney Fortson	104	137	.759
	Mike Washington	104	160	.650
2008-09	Mike Washington	103	171	.602
2007-08	Darian Townes	89	142	.627
2006-07	Charles Thomas	117	151	.755
2005-06	Ronnie Brewer	144	192	.750
2004-05	Ronnie Brewer	108	165	.655
2003-04	Jonathon Modica	111	142	.782
2002-03	Jonathon Modica	58	88	.659
2001-02	JJ Sullinger	72	100	.720
2000-01	Joe Johnson	68	91	.747
1999-00	Chris Walker	64	96	.667
1998-99	Kareem Reid	83	108	.769
1997-98	Kareem Reid	88	119	.739
1996-97	Kareem Reid	74	106	.698
1995-96	Kareem Reid	116	169	.686
1994-95	Corliss Williamson	203	304	.668

Season	Player	FTM	FTA	Pct.
1993-94	Corliss Williamson	149	213	.700
1992-93	Darrell Hawkins	96	116	.828
1991-92	Todd Day	97	127	.764
1990-91	Todd Day	165	221	.747
1989-90	Todd Day	139	183	.760
1988-89	Lenzie Howell	134	176	.761
1987-88	Ron Huery	82	113	.726
1986-87	Ron Huery	106	137	.774
1985-86	Mike Ratliff	94	126	.746
1984-85	Joe Kleine	185	257	.720
1983-84	Joe Kleine	163	211	.773
1982-83	Darrell Walker	152	238	.639
1981-82	Scott Hastings	131	177	.740
1980-81	Scott Hastings	139	189	.735
1979-80	Scott Hastings	125	160	.781
1978-79	Sidney Moncrief	212	248	.855
1977-78	Sidney Moncrief	203	256	.793
1976-77	Sidney Moncrief	117	171	.684
1975-76	Daryll Saulsberry	91	127	.717
1974-75	Robert Birden	65	71	.915
1973-74	Rickey Medlock *	87	95	.916
1972-73	Martin Terry	207	242	.855
1971-72	Martin Terry	207	261	.793
1970-71	Vernon Murphy	128	191	.670
1969-70	Robert McKenzie	95	145	.655

Season	Player	FTM	FTA	Pct.
1968-69	Gary Stephens	82	127	.646
1967-68	Robert McKenzie	109	132	.826
1966-67	Tommy Rowland	117	168	.696
1965-66	Steve Rousseau	123	159	.774
1964-65	Steve Rousseau	88	112	.786
1963-64	Jim Magness	93	118	.788
1962-63	Tommy Boyer	147	161	.913
1961-62	Tommy Boyer	125	134	.933
1960-61	Pat Foster	113	137	.825
1959-60	Clyde Rhoden	135	181	.746
1958-59	Clyde Rhoden	88	142	.620
1957-58	Fred Grim	86	102	.843
1956-57	Larry Grisham	89	113	.788
1955-56	Jerald Barnett	69	93	.742
1954-55	Norman Smith	92	127	.713
1953-54	Buddy Smith	71	102	.696
1952-53	Gene Lambert	96	145	.662
1951-52	Gene Lambert	57	86	.663
1950-51	Billy Hester	62	88	.705
1949-50	Jim Cathcart	63	108	.583

\* Led the NCAA





**GAME**

1.	24	Martin Terry vs. Texas A&M	01/22/72
2.	23	Vernon Murphy vs. Oklahoma	01/05/71
3.	22	Corliss Williamson vs. Ole Miss	02/18/95
	22	Lawrence Stolzer vs. Ft. Chaffee	1957
5.	21	Martin Terry at Tulane	12/09/72
6.	19	Kareem Reid vs. Jackson St.	12/30/95
	19	Mario Credit vs. Ole Miss	12/13/88
8.	18	Courtney Fortson vs. Miss. St.	01/28/10
	18	Corliss Williamson at Kentucky	02/09/94
	18	Todd Day vs. Texas	01/25/90

**SEASON**

1.	304	Corliss Williamson	1995
2.	261	Martin Terry	1972
3.	257	Joe Kleine	1985
4.	256	Sidney Moncrief	1978
5.	248	Sidney Moncrief	1979
6.	242	Martin Terry	1973
7.	238	Darrell Walker	1983
8.	223	Moses Kingsley	2016
9.	221	Todd Day	1991
10.	213	Corliss Williamson	1994

**CAREER**

1.	752	Sidney Moncrief	1976-79
2.	668	Todd Day	1989-92
3.	615	Corliss Williamson	1993-95
4.	600	Scott Hastings	1979-82
5.	577	Joe Kleine	1983-85
6.	524	Darrell Walker	1981-83
7.	508	Moses Kingsley	2014-17
8.	503	Martin Terry	1972-73
9.	502	Kareem Reid	1996-99
10.	494	Ron Huery	1987-88, 90-91

**SEC GAME**


1.	22	Corliss Williamson vs. Ole Miss	02/18/95
2.	18	Courtney Fortson vs. Miss. St.	01/28/10
	18	Corliss Williamson at Kentucky	02/09/94
4.	17	Corliss Williamson at LSU	02/22/95
5.	16	Courtney Fortson at Georgia	02/03/10
	16	Corey Beck at Alabama	01/08/94
7.	15	Todd Day vs. LSU	03/03/92
8.	14	Moses Kingsley vs. Auburn	02/17/16
	14	Rashad Madden vs. Ole Miss	01/17/15
	14	Bobby Portis vs. Ole Miss	01/17/15
	14	Rashad Madden vs. LSU	02/15/14
	14	Ronnie Brewer at Auburn	01/21/06
	14	Vincent Hunter vs. Ole Miss	01/17/04

**SEC SEASON**

1.	158	Corliss Williamson	1995
2.	134	Moses Kingsley	2016
3.	123	Courtney Fortson	2010
4.	112	Michael Qualls	2015
5.	105	Ronnie Brewer	2006
6.	101	Moses Kingsley	2017
7.	98	Corliss Williamson	1994
8.	97	Rashad Madden	2014
9.	96	Daryl Macon	2018
	96	Ronnie Brewer	2005

**SEC CAREER**

1.	323	Corliss Williamson	1993-95
2.	287	Ronnie Brewer	2004-06
3.	280	Moses Kingsley	2014-17
4.	244	Jonathon Modica	2003-06
5.	223	Rashad Madden	2012-15
6.	210	Kareem Reid	1996-99
7.	207	Marshawn Powell	2010-13
8.	198	Michael Qualls	2013-15
9.	192	Corey Beck	1993-95
10.	188	Mike Washington	2007-10



Just over 28 percent of Sidney Moncrief's career points came at the free throw line, where he is the all-time leader in makes (588) and attempts (752).

**FREE THROWS ATTEMPTED**

Season	Player	FTM	FTA	Pct.
2017-18	Daryl Macon	154	176	.875
2016-17	Moses Kingsley	128	169	.757
2015-16	Moses Kingsley	142	223	.637
2014-15	Michael Qualls	158	204	.775
2013-14	Rashad Madden	119	145	.821
2012-13	Marshawn Powell	86	134	.642
2011-12	BJ Young	84	113	.743
2010-11	Delvon Johnson	75	126	.595
2009-10	Mike Washington	104	160	.650
2008-09	Mike Washington	103	171	.602
2007-08	Darian Townes	89	142	.627
2006-07	Charles Thomas	117	151	.775
2005-06	Ronnie Brewer	144	192	.750
2004-05	Ronnie Brewer	108	165	.655
2003-04	Jonathon Modica	111	142	.782
2002-03	Jonathon Modica	58	88	.659
2001-02	JJ Sullinger	72	100	.720
2000-01	Joe Johnson	68	91	.747
1999-00	Alonzo Lane	53	106	.500
1998-99	Derek Hood	75	110	.682
1997-98	Nick Davis	76	161	.472
1996-97	Kareem Reid	74	106	.698
1995-96	Kareem Reid	116	169	.686
1994-95	Corliss Williamson	203	304	.668

Season	Player	FTM	FTA	Pct.
1993-94	Corliss Williamson	149	213	.700
1992-93	Corey Beck	82	122	.672
1991-92	Todd Day	97	127	.764
1990-91	Todd Day	165	221	.747
1989-90	Todd Day	139	183	.760
1988-89	Lenzie Howell	134	176	.761
1987-88	Mario Credit	79	118	.669
1986-87	Ron Huery	106	137	.774
1985-86	Mike Ratliff	94	126	.746
1984-85	Joe Kleine	185	257	.720
1983-84	Joe Kleine	163	211	.773
1982-83	Darrell Walker	152	238	.639
1981-82	Scott Hastings	131	177	.740
1980-81	Scott Hastings	139	189	.735
1979-80	Scott Hastings	125	160	.781
1978-79	Sidney Moncrief	212	248	.855
1977-78	Sidney Moncrief	203	256	.793
1976-77	Sidney Moncrief	117	171	.684
1975-76	Daryll Saultsberry	91	127	.717
1974-75	Kent Allison	49	95	.516
1973-74	Rickey Medlock	87	95	.916
1972-73	Martin Terry	207	242	.855
1971-72	Martin Terry	207	261	.793
1970-71	Vernon Murphy	128	191	.670

Season	Player	FTM	FTA	Pct.
1969-70	Robert McKenzie	95	145	.655
1968-69	Gary Stephens	82	127	.646
1967-68	Robert McKenzie	109	132	.826
1966-67	Tommy Rowland	117	168	.696
1965-66	Steve Rousseau	123	159	.774
1964-65	Steve Rousseau	88	112	.786
1963-64	Jim Magness	93	118	.788
1962-63	Tommy Boyer	147	161	.913
1961-62	Tommy Boyer	125	134	.933
1960-61	Pat Foster	113	137	.825
1959-60	Clyde Rhoden	135	181	.746
1958-59	Clyde Rhoden	88	142	.620
1957-58	Fred Grim	86	102	.843
1956-57	Larry Grisham	89	113	.788
	Terry Day	75	113	.663
1955-56	Jerald Barnett	69	93	.742
1954-55	Pete Butler	87	139	.626
1953-54	Jerald Barnett	63	103	.612
1952-53	Gene Lambert	96	145	.662
1951-52	Walter Kearns	52	92	.565
1950-51	Billy Hester	62	88	.705
1949-50	Jim Cathcart	63	108	.583



Dean Tolson averaged 11.7 rebounds over three seasons at Arkansas, highlighted by the top two single-season performances.

**SEASON**

1.	13.2	Dean Tolson (278 in 21 gms)	1974
2.	12.4	Dean Tolson (310 in 25 gms)	1973
3.	10.3	Derek Hood (349 in 34 gms) #	1999
4.	9.9	Dean Tolson (257 in 26 gms)	1972
5.	9.8	Mike Washington (294 in 30 gms) #	2009
	9.8	Nick Davis (322 in 33 gms) #	1998
7.	9.7	Ronnie Garner (233 in 24 gms)	1960
	9.7	Manuel Whitley (233 in 24 gms)	1956
9.	9.6	Sidney Moncrief (289 in 30 gms)	1979
10.	9.3	Moses Kingsley (299 in 32 gms)	2016
	9.3	Terry Day (224 in 24 gms)	1957

**CAREER**

1.	11.7	Dean Tolson (845 in 72 gms)	1972-74
2.	8.3	Joe Kleine (806 in 97 gms)	1982-85
	8.3	Sidney Moncrief (1,015 in 122 gms)	1976-79
4.	8.2	Kent Allison (213 in 26 gms)	1975
5.	7.9	Bobby Portis (551 in 70 gms)	2014-15
6.	7.6	Derek Hood (1,002 in 131 gms)	1996-99
7.	7.2	James Eldridge (517 in 72 gms)	1968-70
8.	7.1	Corliss Williamson (647 in 91 gms)	1993-95
	7.1	Vernon Murphy (362 in 51 gms)	1971-72
10.	6.7	Clyde Rhoden (464 in 69 gms)	1959-61

# Led the SEC

**SEC SEASON**

1.	9.5	Derek Hood (152 in 16 gms)	1999
2.	9.3	Bobby Portis (168 in 18 gms)	2015
	9.3	Nick Davis (148 in 16 gms)	1998
4.	8.9	Michael Washington (142 in 16 gms)	2009
5.	8.3	Moses Kingsley (150 in 18 gms)	2016
	8.3	Patrick Beverley (133 in 16 gms)	2008
	8.3	Sunday Adebayo (83 in 10 gms)	1996
8.	7.8	Corliss Williamson (125 in 16 gms)	1994
	7.8	Derek Hood (125 in 16 gms)	1997
10.	7.7	Moses Kingsley (138 in 18 gms)	2017

**SEC CAREER**

1.	8.1	Bobby Portis (291 in 36 gms)	2014-15
2.	7.3	Derek Hood (468 in 64 gms)	1996-99
3.	6.9	Todd Day (110 in 16 gms)	1992
4.	6.8	Corliss Williamson (297 in 44 gms)	1993-95
5.	6.5	Oliver Miller (104 in 16 gms)	1992
6.	6.3	Patrick Beverley (202 in 32 gms)	2007-08
7.	6.0	Joe Johnson (181 in 30 gms)	2000-01
8.	5.8	Roosevelt Wallace (93 in 16 gms)	1992
9.	5.7	Marshawn Powell (287 in 50 gms)	2010-13
	5.7	Coty Clarke (205 in 36 gms)	2013-14

**REBOUNTING AVERAGE LEADERS**

Season	Player	Games	Reb.	Avg.
2017-18	Daniel Gafford	35	217	6.2
2016-17	Moses Kingsley	36	277	7.7
2015-16	Moses Kingsley	32	299	9.3
2014-15	Bobby Portis	36	321	8.9
2013-14	Bobby Portis	34	230	6.8
2012-13	Marshawn Powell	32	174	5.4
2011-12	Devonta Abbron	32	135	4.2
2010-11	Delvon Johnson	31	223	7.2
2009-10	Marshawn Powell	32	215	6.7
2008-09	Michael Washington #	30	294	9.8
2007-08	Patrick Beverley	35	231	6.6
2006-07	Charles Thomas	35	195	5.7
2005-06	Darian Townes	32	164	5.1
2004-05	Ronnie Brewer	30	145	4.8
2003-04	Ronnie Brewer	28	153	5.5
2002-03	Dionisio Gomez	28	186	6.6
2001-02	Dionisio Gomez	28	139	5.0
2000-01	Joe Johnson	30	193	6.4
1999-00	Joe Johnson	23	132	5.7
1998-99	Derek Hood #	34	349	10.3
1997-98	Nick Davis #	33	322	9.8
1996-97	Derek Hood #	32	257	8.0
1995-96	Derek Hood	33	200	6.1
1994-95	Corliss Williamson	39	293	7.5
1993-94	Corliss Williamson	34	262	7.7

Season	Player	Games	Reb.	Avg.
1992-93	Corliss Williamson	18	92	5.1
1991-92	Oliver Miller	34	261	7.7
1990-91	Oliver Miller	38	294	7.7
1989-90	Oliver Miller	35	219	6.3
1988-89	Lenzie Howell	32	224	7.0
1987-88	Andrew Lang	30	218	7.3
1986-87	Andrew Lang	32	240	7.5
1985-86	Andrew Lang	26	168	6.5
1984-85	Joe Kleine	35	294	8.4
1983-84	Joe Kleine	32	293	9.2
1982-83	Joe Kleine	30	219	7.3
1981-82	Scott Hastings	29	175	6.0
1980-81	Scott Hastings	32	173	5.4
1979-80	Scott Hastings	29	194	6.7
1978-79	Sidney Moncrief	30	289	9.6
1977-78	Sidney Moncrief	36	278	7.7
1976-77	Sidney Moncrief	28	235	8.4
1975-76	Sidney Moncrief	28	213	7.6
1974-75	Kent Allison	26	213	8.2
1973-74	Dean Tolson	21	278	13.2
1972-73	Dean Tolson	25	310	12.4
1971-72	Dean Tolson	26	257	9.9
1970-71	Vernon Murphy	26	230	8.8
1969-70	Robert McKenzie	24	182	7.6
1968-69	James Eldridge	24	170	7.1

Season	Player	Games	Reb.	Avg.
1967-68	Gary Stephens	24	182	7.6
1966-67	Tommy Rowland	23	206	8.9
1965-66	John Talkington	23	196	8.5
	J. D. McConnell	23	196	8.5
1964-65	J. D. McConnell	22	153	7.0
1963-64	Jim Magness	23	127	5.5
1962-63	Jim Wilson	24	181	7.5
1961-62	Jim Wilson	24	158	6.6
1960-61	Ronnie Garner	23	180	7.8
1959-60	Ronnie Garner	24	233	9.7
1958-59	Jay Carpenter	24	211	8.8
1957-58	Harry Thompson	27	218	8.1
1956-57	Terry Day	24	224	9.3
1955-56	Manuel Whitley	24	233	9.7
1954-55	Pete Butler	24	173	7.2
1953-54	Raymond Shaw	23	138	6.0
1952-53	Walter Kearns	21	143	6.8

# Led the SEC





**GAME**

1.	23	Nick Davis vs. Jackson State	11/21/97
2.	22	Dean Tolson vs. Texas	1973
	22	Dean Tolson vs. Rice	1973
	22	Dean Tolson vs. TCU	02/12/72
5.	21	Dean Tolson vs. Rice	1973
	21	Dean Tolson vs. S. Illinois	12/30/72
	21	Doug Campbell vs. Rockhurst	1972
8.	20	Dean Tolson vs. Rice	02/09/74
	20	John Talkington vs. Texas	1966
10.	19	Dean Tolson 4 times, vs. Baylor	1974
		vs. Texas, 1974, vs. TCU, 1974, vs. Rice	1972

**SEASON**

1.	349	Derek Hood	1999
2.	322	Nick Davis	1998
3.	321	Bobby Portis	2015
4.	310	Dean Tolson	1973
5.	299	Moses Kingsley	2016
6.	294	Michael Washington	2009
	294	Oliver Miller	1991
	294	Joe Kleine	1985
9.	293	Corliss Williamson	1995
	293	Joe Kleine	1984

**CAREER**

1.	1,015	Sidney Moncrief	1976-79
2.	1,002	Derek Hood	1996-99
3.	886	Oliver Miller	1989-92
4.	845	Dean Tolson	1972-74
5.	806	Joe Kleine	1983-85
6.	768	Moses Kingsley	2014-17
7.	690	Andrew Lang	1985-88
8.	680	Scott Hastings	1979-82
9.	673	Todd Day	1989-92
10.	651	Mike Washington	2007-10

**SEC GAME**

1.	18	Mike Washington vs. Florida	03/12/09
2.	17	Dionisio Gomez vs. Georgia	01/18/03
	17	Derek Hood vs. Mississippi St.	03/06/99
	17	Nick Davis vs. Alabama	01/24/98
	17	Nick Davis at Auburn	01/21/98
6.	16	Steven Hill at Alabama	01/27/07
	16	Nick Davis at Georgia	02/25/96
	16	Corliss Williamson vs. Kentucky	03/12/94
	16	Todd Day at Tennessee	02/05/92
10.	15	Bobby Portis vs. LSU	03/07/15
	15	Patrick Beverley at LSU	01/26/08
	15	Charles Thomas at Georgia	03/05/06
	15	Mike Washington vs. Miss St.	01/10/09

**SEC SEASON**

1.	168	Bobby Portis	2015
2.	152	Derek Hood	1999
3.	150	Moses Kingsley	2016
4.	148	Nick Davis	1998
5.	142	Michael Washington	2009
6.	138	Moses Kingsley	2017
7.	133	Patrick Beverley	2008
8.	125	Corliss Williamson	1994
9.	123	Bobby Portis	2014
10.	112	Daniel Gafford	2018
	112	Coty Clarke	2014

**SEC CAREER**

1.	468	Derek Hood	1996-99
2.	366	Moses Kingsley	2014-17
3.	315	Mike Washington	2007-10
4.	303	Darian Townes	2005-08
5.	297	Corliss Williamson	1993-95
6.	291	Bobby Portis	2014-15
7.	287	Marshawn Powell	2010-13
8.	262	Charles Thomas	2005-08
9.	261	Ronnie Brewer	2004-06
10.	258	Jonathon Modica	2003-06



Bobby Portis set a program freshman record with 230 rebounds in 2013-14 and followed it up with an Arkansas sophomore record 321 boards in 2014-15.

**REBOUND LEADERS**

Season	Player	Games	Reb.	Avg.
2017-18	Daniel Gafford	35	217	6.2
2016-17	Moses Kingsley	36	277	7.7
2015-16	Moses Kingsley	32	299	9.3
2014-15	Bobby Portis	36	321	8.9
2013-14	Bobby Portis	34	230	6.8
2012-13	Marshawn Powell	32	174	5.4
2011-12	Devonta Abbron	32	135	4.2
2010-11	Delvon Johnson	31	223	7.2
2009-10	Marshawn Powell	32	215	6.7
2008-09	Michael Washington	30	294	9.8
2007-08	Patrick Beverley	35	231	6.6
2006-07	Charles Thomas	35	195	5.7
2005-06	Darian Townes	32	164	5.1
2004-05	Ronnie Brewer	30	145	4.8
2003-04	Ronnie Brewer	28	153	5.5
2002-03	Dionisio Gomez	28	186	6.6
2001-02	Dionisio Gomez	28	139	5.0
2000-01	Joe Johnson	30	193	6.4
1999-00	Chris Walker	34	154	4.5
1998-99	Derek Hood	34	349	10.3
1997-98	Nick Davis	33	322	9.8
1996-97	Derek Hood	32	257	8.0
1995-96	Derek Hood	33	200	6.1
1994-95	Corliss Williamson	39	293	7.5

Season	Player	Games	Reb.	Avg.
1993-94	Corliss Williamson	34	262	7.7
1992-93	Darrell Hawkins	31	140	4.5
1991-92	Oliver Miller	34	261	7.7
1990-91	Oliver Miller	38	294	7.7
1989-90	Oliver Miller	35	219	6.3
1988-89	Lenzie Howell	32	224	7.0
1987-88	Andrew Lang	30	218	7.3
1986-87	Andrew Lang	32	240	7.5
1985-86	Andrew Lang	26	168	6.5
1984-85	Joe Kleine	35	294	8.4
1983-84	Joe Kleine	32	293	9.2
1982-83	Joe Kleine	30	219	7.3
1981-82	Scott Hastings	29	175	6.0
1980-81	Scott Hastings	32	173	5.4
1979-80	Scott Hastings	29	194	6.7
1978-79	Sidney Moncrief	30	289	9.6
1977-78	Sidney Moncrief	36	278	7.7
1976-77	Sidney Moncrief	28	235	8.4
1975-76	Sidney Moncrief	28	213	7.6
1974-75	Kent Allison	26	213	8.2
1973-74	Dean Tolson	21	278	13.2
1972-73	Dean Tolson	25	310	12.4
1971-72	Dean Tolson	26	257	9.9
1970-71	Vernon Murphy	26	230	8.8

Season	Player	Games	Reb.	Avg.
1969-70	Robert McKenzie	24	182	7.6
1968-69	James Eldridge	24	170	7.1
1967-68	Gary Stephens	24	182	7.6
1966-67	Tommy Rowland	23	206	8.9
1965-66	John Talkington	23	196	8.5
	J. D. McConnell	23	196	8.5
1964-65	J. D. McConnell	22	153	7.0
1963-64	Jim Magness	23	127	5.5
1962-63	Jim Wilson	24	181	7.5
1961-62	Jim Wilson	24	158	6.6
1960-61	Ronnie Garner	23	180	7.8
1959-60	Ronnie Garner	24	233	9.7
1958-59	Jay Carpenter	24	211	8.8
1957-58	Harry Thompson	24	218	9.1
1956-57	Terry Day	24	224	9.3
1955-56	Manuel Whitley	24	233	9.7
1954-55	Pete Butler	24	173	7.2
1953-54	Raymond Shaw	23	138	6.0
1952-53	Walter Kearns	21	143	6.8



## » THREE-POINT FG PERCENTAGE



Scotty Thurman shot over 42 percent from long range each of his three seasons, making 80 or more threes each year.

### GAME (MINIMUM 4 ATT.)

1.	1.000	Patrick Beverley vs. Auburn (6-6)	03/08/08
	1.000	Dusty Hannahs vs. Charleston S. (5-5)	11/20/15
	1.000	Mardracus Wade at Georgia (5-5)	02/08/12
	1.000	Sonny Weems at LSU (5-5)	01/26/08
	1.000	Daryl Macon vs. Auburn (4-4)	02/27/18
	1.000	Anton Beard at Ole Miss (4-4)	02/14/15
	1.000	Anthlon Bell vs. Alabama State (4-4)	11/16/14
	1.000	Kikko Haydar at Michigan (4-4)	12/08/12
	1.000	Courtney Fortson at S. Alabama (4-4)	11/26/08
	1.000	Brandon Dean vs. Northwestern (La.) St. (4-4)	12/20/00
	1.000	Chris Walker vs. Mississippi St. (4-4)	01/22/00
	1.000	Chris Walker vs. UT Arlington (4-4)	12/22/99
	1.000	Jason Gilbert vs. Providence (4-4)	01/23/99
	1.000	Dwight Stewart vs. Georgetown (4-4)	03/20/94
	1.000	Arlyn Bowers vs. SMU (4-4)	01/14/89
	1.000	Lee Mayberry at Rice (4-4)	03/01/89

### SEASON (MINIMUM 33 ATT.)

1.	.504	Lee Mayberry (65-129)	1990
2.	.490	Corey Beck (24-49)	1995
3.	.489	Arlyn Bowers (23-47)	1989
4.	.485	Mike Ratliff (16-33)	1987
5.	.477	Arlyn Bowers (41-86)	1991
6.	.476	Mardracus Wade (70-147) #	2012
7.	.458	Chris Walker (33-72)	1999
8.	.452	Darell Hawkins (19-42)	1993
9.	.446	Lee Mayberry (33-74)	1989
10.	.443	Joe Johnson (35-79)	2001

### CAREER (MINIMUM 300 ATT.)

1.	.432	Scotty Thurman (267-618)	1993-95
2.	.425	Jannero Pargo (168-395)	2001-02
3.	.424	Lee Mayberry (218-514)	1989-92
4.	.420	Rotnei Clarke (274-653)	2009-11
5.	.410	Dusty Hannahs (155-378)	2016-17
6.	.401	Al Dillard (138-344)	1994-95
7.	.400	Pat Bradley (366-915)	1996-99
8.	.384	Todd Day (226-588)	1989-92
9.	.382	Patrick Beverley (138-361)	2007-08
10.	.369	Anthlon Bell (237-642)	2013-16

### SEC GAME (MINIMUM 4 ATT.)

1.	1.000	Patrick Beverley (6-6) vs. Auburn	03/08/08
	1.000	Mardracus Wade (5-5) at Georgia	02/08/12
	1.000	Sonny Weems (5-5) at LSU	01/26/08
	1.000	Daryl Macon vs. Auburn (4-4)	02/27/18
	1.000	Anton Beard at Ole Miss (4-4)	02/14/15
	1.000	Chris Walker at Mississippi St. (4-4)	02/12/00

### SEC SEASON (MIN. 50 ATT.)

1.	.474	Rotnei Clarke (45-95)	2011
2.	.465	Al Dillard (33-71)	1995
3.	.460	Anthlon Bell (52-113)	2016
4.	.451	Teddy Gipson (23-51)	2000
5.	.447	Patrick Beverley (38-85)	2008
6.	.440	Joe Johnson (22-50)	2000
7.	.439	Dusty Hannahs (47-107)	2016
	.439	Scotty Thurman (47-107)	1995
9.	.438	Mardracus Wade (32-73)	2012
10.	.437	Jannero Pargo (52-119)	2002

### SEC CAREER (MIN. 75 ATT.)

1.	.436	Lee Mayberry (34-78)	1992
2.	.433	Joe Johnson (39-90)	2000-01
3.	.429	Dusty Hannahs (90-210)	2016-17
4.	.429	Scotty Thurman (130-303)	1993-95
5.	.425	Patrick Beverley (77-181)	2007-08
6.	.421	Jannero Pargo (93-221)	2001-02
7.	.418	Chris Walker (46-110)	1997-00
	.418	Robert Shepherd (33-79)	1992-93
9.	.408	Todd Day (40-98)	1992
10.	.405	Rotnei Clarke (136-336)	2009-11

# Led the SEC

### THREE-POINT PCT. LEADERS (MINIMUM 50 ATTEMPTS)

Season	Player	3PTM	3PTA	Pct.
2017-18	Jaylen Barford #	87	201	.433
2016-17	Daryl Macon	65	168	.387
	Dusty Hannahs	74	191	.387
2015-16	Anthlon Bell	89	202	.441
2014-15	Rashad Madden	46	122	.377
2013-14	Coty Clarke	25	58	.431
2012-13	Kikko Haydar	27	69	.391
2011-12	Mardracus Wade #	70	147	.476
2010-11	Rotnei Clarke	91	208	.438
2009-10	Rotnei Clarke #	100	234	.427
2008-09	Rotnei Clarke	83	211	.393
2007-08	Patrick Beverley	65	172	.378
2006-07	Patrick Beverley	73	189	.386
2005-06	Jonathon Modica	55	157	.350
2004-05	Jonathon Modica	30	70	.429
2003-04	Billy Pharis	25	66	.379
2002-03	Jonathon Modica	31	86	.360
2001-02	Jannero Pargo	95	220	.432
2000-01	Joe Johnson	35	79	.443
1999-00	TJ Cleveland	49	118	.415
1998-99	Chris Walker	33	72	.458
1997-98	Pat Bradley	93	242	.384
1996-97	Pat Bradley	98	230	.426

Season	Player	3PTM	3PTA	Pct.
1995-96	Pat Bradley	82	198	.414
1994-95	Scotty Thurman #	102	239	.427
1993-94	Scotty Thurman	85	198	.429
1992-93	Scotty Thurman	80	181	.442
1991-92	Todd Day	57	133	.429
1990-91	Arlyn Bowers	41	86	.477
1989-90	Lee Mayberry	65	129	.504
1988-89	Lee Mayberry	33	74	.446
1987-88	Ron Huery	27	69	.391
1986-87	Philip McKellar	31	72	.431

# Led the SEC





**GAME**

1.	13	Rotnei Clarke vs. Alcorn St.	%	11/13/09
2.	12	Al Dillard vs. Delaware St.		12/11/93
3.	10	Rotnei Clarke vs. East Tenn. St.		11/27/09
	10	Pat Bradley vs. North Texas		12/30/98
5.	9	Lee Mayberry vs. LSU		03/03/92
6.	8	Dusty Hannahs vs. Miss. State		01/09/16
	8	Pat Bradley vs. Troy		12/10/96
8.	7	Seven times by five players		

(Last: Anthlon Bell vs. Ole Miss, 03/05/14)

**SEASON**

1.	102	Scotty Thurman		1995
2.	100	Rotnei Clarke		2010
3.	98	Pat Bradley		1997
4.	95	Jannero Pargo		2002
5.	93	Pat Bradley		1998
	93	Pat Bradley		1999
7.	91	Rotnei Clarke		2011
8.	89	Anthlon Bell		2016
9.	87	Jaylen Barford		2018
10.	85	Daryl Macon		2018
	85	Scotty Thurman		1994

**CAREER**

1.	366	Pat Bradley		1996-99
2.	274	Rotnei Clarke		2009-11
3.	267	Scotty Thurman		1993-95
4.	237	Anthlon Bell		2013-16
5.	226	Todd Day		1989-92
6.	218	Lee Mayberry		1989-92
7.	168	Jannero Pargo		2001-02
8.	160	Eric Ferguson		2003-06
9.	155	Dusty Hannahs		2016-17
10.	153	Jonathon Modica		2003-06

% SEC Record

**SEC GAME**

1.	9	Lee Mayberry vs. LSU		03/03/92
2.	8	Dusty Hannahs vs. Miss. State		01/09/16
	8	Tarik Wallace vs. Auburn		02/21/98
4.	7	Anthlon Bell vs. Ole Miss		03/05/14
	7	Jannero Pargo at Miss. St.		02/27/02
	7	Jannero Pargo at Alabama		01/30/02
	7	Jannero Pargo at Florida		01/26/02
	7	Todd Day vs. Auburn		01/04/92
	7	Scotty Thurman at Auburn		01/14/95
	7	Pat Bradley vs. South Carolina		02/18/98
	7	Pat Bradley vs. South Carolina		03/08/96

**SEC SEASON**

1.	52	Anthlon Bell		2016
	52	Jannero Pargo		2002
3.	48	Jaylen Barford		2018
4.	47	Dusty Hannahs		2016
	47	Scotty Thurman		1995
	47	Pat Bradley		1998
7.	46	Daryl Macon		2018
	46	Rotnei Clarke		2009
9.	45	Rotnei Clarke		2011
	45	Rotnei Clarke		2010

**SEC CAREER**

1.	159	Pat Bradley		1996-99
2.	136	Rotnei Clarke		2009-11
3.	130	Scotty Thurman		1993-95
4.	120	Anthlon Bell		2013-16
5.	94	Jonathon Modica		2003-06
6.	93	Jannero Pargo		2001-02
7.	90	Dusty Hannahs		2016-17
8.	84	Eric Ferguson		2003-06
9.	77	Patrick Beverley		2007-08
10.	76	Brandon Dean		1999-02



Anthlon Bell tied a program record in 2015-16 with 52 three-pointers made in SEC play and joined Pat Bradley as the only Arkansas player to lead the team in threes four times.

**THREE-POINT FGS MADE LEADERS**

Season	Player	3PTM	3PTA	Pct.
2017-18	Jaylen Barford	87	201	.433
2016-17	Dusty Hannahs	74	191	.387
2015-16	Anthlon Bell	89	202	.441
2014-15	Anthlon Bell	65	185	.351
2013-14	Anthlon Bell	50	151	.331
	Rashad Madden	50	125	.400
2012-13	Anthlon Bell	33	104	.317
2011-12	Mardracus Wade	70	147	.476
2010-11	Rotnei Clarke	91	208	.438
2009-10	Rotnei Clarke	100	234	.427
2008-09	Rotnei Clarke	83	211	.393
2007-08	Patrick Beverley	65	172	.378
2006-07	Patrick Beverley	73	189	.386
2005-06	Jonathon Modica	55	157	.350
2004-05	Eric Ferguson	44	119	.370
2003-04	Jonathon Modica	37	114	.325
2002-03	Eric Ferguson	46	150	.307
2001-02	Jannero Pargo	95	220	.432
2000-01	Jannero Pargo	73	175	.417
1999-00	TJ Cleveland	49	118	.415
1998-99	Pat Bradley	93	245	.380
1997-98	Pat Bradley	93	242	.384
1996-97	Pat Bradley	98	230	.426
1995-96	Pat Bradley	82	198	.414

Season	Player	3PTM	3PTA	Pct.
1994-95	Scotty Thurman	102	239	.427
1993-94	Scotty Thurman	85	198	.429
1992-93	Scotty Thurman	80	181	.442
1991-92	Lee Mayberry	63	162	.389
1990-91	Todd Day	67	189	.354
1989-90	Todd Day	71	176	.403
1988-89	Lee Mayberry	33	74	.446
	Keith Wilson	33	116	.284
1987-88	Tim Scott	41	116	.353
1986-87	Tim Scott	53	162	.327



## » THREE-POINT FGS ATTEMPTED



Pat Bradley ranks fifth all-time with 1,765 career points, taking 65 percent of his field goal attempts from three-point land.

### GAME

1.	24	Pat Bradley vs. North Texas	%	12/30/98
2.	22	Al Dillard vs. Delaware St.		12/11/93
3.	17	Rotnei Clarke vs. Alcorn St.		11/13/09
	17	Rotnei Clarke vs. East Tenn. St.		11/27/09
5.	14	Stef Welsh vs. Ole Miss		03/04/09
	14	Jannero Pargo at Alabama		01/30/02
	14	Pat Bradley vs. Miss. St.		03/06/99
8.	13	Seven times by five players		

(Last: Dusty Hannahs vs. Miss. State, 01/09/16)

### SEASON

1.	245	Pat Bradley		1999
2.	242	Pat Bradley		1998
3.	239	Scotty Thurman		1995
4.	234	Rotnei Clarke		2010
5.	230	Pat Bradley		1997
6.	220	Jannero Pargo		2002
7.	211	Rotnei Clarke		2009
8.	208	Rotnei Clarke		2011
9.	202	Daryl Macon		2018
	202	Anthlon Bell		2016
	202	Tarik Wallace		1998

### CAREER

1.	915	Pat Bradley		1996-99
2.	653	Rotnei Clarke		2009-11
3.	642	Anthlon Bell		2013-16
4.	618	Scotty Thurman		1993-95
5.	588	Todd Day		1989-92
6.	514	Lee Mayberry		1989-92
7.	480	Eric Ferguson		2003-06
8.	452	Stef Welsh		2007-10
9.	431	Brandon Dean		1999-02
10.	427	Jonathon Modica		2003-06

### % SEC Record

### SEC GAME

1.	14	Stef Welsh vs. Ole Miss		03/04/09
	14	Jannero Pargo at Alabama		01/30/02
	14	Pat Bradley vs. Miss. St.		03/06/99
4.	13	Dusty Hannahs vs. Miss. St.		01/09/16
	13	Tarik Wallace at Kentucky		01/17/98
	13	Scotty Thurman at Auburn		01/14/95
	13	Scotty Thurman at LSU		03/02/94
	13	Scotty Thurman vs. Ole Miss		01/06/93
9.	12	Rotnei Clarke at LSU		02/24/10
	12	Rotnei Clarke vs. Vanderbilt		02/27/10
	12	Rotnei Clarke vs. Ole Miss		03/04/09
	12	Stef Welsh vs. Auburn		01/24/09
	12	Lee Mayberry vs. LSU		03/03/92

### SEC SEASON

1.	121	Rotnei Clarke		2009
2.	120	Rotnei Clarke		2010
3.	119	Jannero Pargo		2002
	119	Pat Bradley		1998
5.	117	Pat Bradley		1997
6.	113	Jaylen Barford		2018
	113	Anthlon Bell		2016
8.	107	Daryl Macon		2018
	107	Dusty Hannahs		2016
	107	Scotty Thurman		1995

### SEC CAREER

1.	429	Pat Bradley		1996-99
2.	336	Rotnei Clarke		2009-11
3.	326	Anthlon Bell		2013-16
4.	303	Scotty Thurman		1993-95
5.	266	Eric Ferguson		2003-06
6.	263	Jonathon Modica		2003-06
7.	223	Brandon Dean		1999-02
8.	221	Jannero Pargo		2001-02
9.	217	Stef Welsh		2007-10
10.	210	Dusty Hannahs		2016-17

### THREE-POINT FGS ATT. LEADERS

Season	Player	3PTM	3PTA	Pct.
2017-18	Daryl Macon	85	202	.421
2016-17	Dusty Hannahs	74	191	.387
2015-16	Anthlon Bell	89	202	.441
2014-15	Anthlon Bell	65	185	.351
2013-14	Anthlon Bell	50	151	.331
2012-13	BJ Young	25	110	.227
2011-12	Mardracus Wade	70	147	.476
2010-11	Rotnei Clarke	91	208	.438
2009-10	Rotnei Clarke	100	234	.427
2008-09	Rotnei Clarke	83	211	.393
2007-08	Patrick Beverley	65	172	.378
2006-07	Patrick Beverley	73	189	.386
2005-06	Jonathon Modica	55	157	.350
2004-05	Eric Ferguson	44	119	.370
2003-04	Jonathon Modica	37	114	.325
2002-03	Eric Ferguson	46	150	.307
2001-02	Jannero Pargo	95	220	.432
2000-01	Jannero Pargo	73	175	.417

Season	Player	3PTM	3PTA	Pct.
1999-00	Chris Walker	44	119	.370
1998-99	Pat Bradley	93	245	.380
1997-98	Pat Bradley	93	242	.384
1996-97	Pat Bradley	98	230	.426
1995-96	Pat Bradley	82	198	.414
1994-95	Scotty Thurman	102	239	.427
1993-94	Scotty Thurman	85	198	.429
1992-93	Scotty Thurman	80	181	.442
1991-92	Lee Mayberry	63	162	.389
1990-91	Todd Day	67	189	.354
1989-90	Todd Day	71	176	.403
1988-89	Keith Wilson	33	116	.284
1987-88	Tim Scott	41	116	.353
1986-87	Tim Scott	53	162	.327



**GAME**

1.	15	Dontell Jefferson vs. Portland St.	11/18/05
	15	Kareem Reid vs Jackson St.	11/22/96
3.	14	Kareem Reid vs. North Texas	12/30/98
	14	Kareem Reid vs. Troy	12/10/96
	14	Kareem Reid at LSU	03/02/96
6.	13	Lee Mayberry vs Texas A&M	01/23/91
7.	12	Jabril Durham vs. Miss. St.	01/09/16
	12	Kareem Reid vs. Florida	01/03/96
	12	Oliver Miller at LSU	01/11/92
	12	Keith Wilson vs. Loyola-Marymount	03/16/89

**SEASON**

1.	219	Kareem Reid	1996
2.	209	Lee Mayberry	1991
3.	207	Corey Beck	1995
4.	204	Jabril Durham	2016
5.	202	Lee Mayberry	1992
6.	191	Alvin Robertson	1984
7.	183	Kareem Reid #	1997
	183	Lee Mayberry	1990
9.	181	Kareem Reid	1999
10.	172	Courtney Fortson	2009

**CAREER**

1.	749	Kareem Reid	1996-99
2.	729	Lee Mayberry	1989-92
3.	483	Corey Beck	1993-95
4.	379	Eric Ferguson	2003-06
5.	370	Rashad Madden	2012-15
6.	351	Ron Huery	1987-88, 90-91
7.	341	Alvin Robertson	1982-84
8.	319	Todd Day	1989-92
9.	303	Gary Ervin	2007-08
	303	Keith Wilson	1987-89

# Led the SEC

**SEC GAME**

1.	14	Kareem Reid at LSU	03/02/96
2.	12	Jabril Durham vs. Miss. St.	01/09/16
	12	Kareem Reid vs. Florida	01/03/96
	12	Oliver Miller at LSU	01/11/92
5.	11	Jabril Durham vs. S. Carolina	03/05/16
	11	Courtney Fortson vs. Florida	01/21/10
	11	Gary Ervin vs. Alabama	01/06/07
8.	10	Seven times	


(Last: Jabril Durham vs. Auburn, 02/17/16)

**SEC SEASON**

1.	107	Kareem Reid	1996
2.	103	Jabril Durham	2016
3.	95	Courtney Fortson	2010
4.	93	Lee Mayberry	1992
5.	88	Gary Ervin	2007
6.	87	Corey Beck	1994
7.	84	Corey Beck	1995
8.	80	Rashad Madden	2015
9.	77	Courtney Fortson	2009
10.	75	Kareem Reid	1997
	75	Kareem Reid	1998

**SEC CAREER**

1.	326	Kareem Reid	1996-99
2.	231	Corey Beck	1993-95
3.	207	Eric Ferguson	2003-06
4.	194	Rashad Madden	2012-15
5.	172	Courtney Fortson	2009-10
6.	154	Ronnie Brewer	2004-06
7.	150	Gary Ervin	2007-08
8.	118	Jabril Durham	2015-16
9.	115	Scotty Thurman	1993-95
10.	112	TJ Cleveland	1999-02



Kareem Reid is the only player in program history to lead Arkansas in assists four straight years, while his 749 assists rank second in SEC history.

**ASSIST LEADERS**

Season	Player	Games	Assists	Avg.
2016-17	Daryl Macon	36	80	2.22
2015-16	Jabril Durham	32	204	6.37
2014-15	Rashad Madden	36	164	4.55
2013-14	Rashad Madden	33	91	2.75
2012-13	BJ Young	31	105	3.39
2011-12	Julysses Nobles	32	99	3.09
2010-11	Julysses Nobles	31	92	2.97
2009-10	Courtney Fortson	18	103	5.72
2008-09	Courtney Fortson	29	172	5.93
2007-08	Gary Ervin	35	134	3.83
2006-07	Gary Ervin	35	169	4.83
2005-06	Dontell Jefferson	32	142	4.44
2004-05	Eric Ferguson	30	128	4.27
2003-04	Ronnie Brewer	28	94	3.36
2002-03	Eric Ferguson	28	91	3.25
2001-02	Jannero Pargo	29	96	3.31
2000-01	TJ Cleveland	31	83	2.68
1999-00	TJ Cleveland	26	76	2.92
1998-99	Kareem Reid	34	181	5.32
1997-98	Kareem Reid	32	166	5.18
1996-97	Kareem Reid #	32	183	5.72
1995-96	Kareem Reid	33	219	6.64

Season	Player	Games	Assists	Avg.
1994-95	Corey Beck	39	207	5.31
1993-94	Corey Beck	34	169	4.97
1992-93	Corey Beck	30	107	3.57
1991-92	Lee Mayberry	34	202	5.94
1990-91	Lee Mayberry	38	209	5.50
1989-90	Lee Mayberry	35	183	5.23
1988-89	Keith Wilson	32	138	4.31
1987-88	Keith Wilson	28	80	2.86
1986-87	Ron Huery	33	89	2.70
1985-86	Scott Rose	24	60	2.50
1984-85	William Mills	32	143	4.47
1983-84	Alvin Robertson	32	191	5.97
1982-83	Alvin Robertson	28	101	3.61
1981-82	Darrell Walker	29	101	3.48
1980-81	Darrell Walker	31	103	3.32
1979-80	Alan Zahn	29	74	2.55
1978-79	Sidney Moncrief	30	80	2.67
1977-78	Jim Counce	36	119	3.31

# Led the SEC



## » BLOCKED SHOTS



As a junior in 1990-91, Oliver Miller set a program single-season record with 112 blocks and also passed out over 100 assists.

### GAME

1.	10	Steven Hill vs. Texas St.	12/06/05
	10	Oliver Miller at Texas	02/04/90
3.	9	Oliver Miller vs. Louisiana Tech	12/05/90
	9	Oliver Miller vs. S. Alabama	12/11/90
5.	8	Moses Kingsley vs. TN Tech	12/12/15
	8	Delvon Johnson vs. Seton Hall	12/08/10
	8	Steven Hill vs. UTPA	12/30/05
	8	Andrew Lang vs. Texas Tech	02/07/87
	8	Andrew Lang vs. Rice	01/14/87
10.	7	14 times by eight players	

(Last: Daniel Gafford twice in 2017-18)

### SEASON

1.	112	Oliver Miller	1991
2.	99	Steven Hill	2007
3.	93	Moses Kingsley #	2017
4.	91	Delvon Johnson	2011
	91	Steven Hill	2006
6.	88	Oliver Miller	1992
7.	85	Oliver Miller	1990
	85	Andrew Lang	1987
9.	80	Nick Davis	1998
10.	79	Andrew Lang	1988

### CAREER

1.	345	Oliver Miller	1989-92
2.	318	Steven Hill	2005-08
3.	256	Moses Kingsley	2014-17
4.	252	Andrew Lang	1985-88
5.	194	Darian Townes	2005-08
6.	130	Nick Davis	1996-98
7.	111	Hunter Mickelson	2011-13
	111	Larry Satchell	2000-03
9.	107	Delvon Johnson	2010-11
	107	Mike Washington	2007-10

# Led the SEC

### SEC GAME

1.	7	Daniel Gafford vs. Auburn	02/27/18
	7	Daniel Gafford vs. Vanderbilt	02/10/18
	7	Hunter Mickelson vs. LSU	01/14/12
	7	Delvon Johnson vs. Georgia	02/02/11
	7	Steven Hill at Alabama	01/18/06
	7	Nick Davis vs. Miss. St.	01/31/98
7.	6	Bobby Portis at LSU	02/01/14
	6	Steven Hill vs. LSU	01/11/06
	6	Nick Davis vs. Tennessee	03/06/98
	6	Nick Davis vs. Tennessee	02/14/98

### SEC SEASON

1.	50	Steven Hill	2007
2.	46	Steven Hill	2006
3.	44	Daniel Gafford	2018
	44	Nick Davis	1998
5.	41	Moses Kingsley	2017
	41	Steven Hill	2008
7.	40	Moses Kingsley	2016
	40	Oliver Miller	1992
9.	35	Bobby Portis	2014
	35	Delvon Johnson	2011

### SEC CAREER

1.	153	Steven Hill	2005-08
2.	123	Moses Kingsley	2014-17
3.	75	Darian Townes	2005-08
4.	74	Larry Satchell	2000-03
5.	69	Bobby Portis	2014-15
6.	65	Nick Davis	1996-98
7.	54	Hunter Mickelson	2012-13
8.	53	Mike Washington	2007-10
9.	52	Marshawn Powell	2010-13
10.	46	Lee Wilson	1994-97

### BLOCKED SHOTS LEADERS

Season	Player	Games	Blocks	Avg.
2017-18	Daniel Gafford	35	76	2.17
2016-17	Moses Kingsley #	36	93	2.58
2015-16	Moses Kingsley	32	76	2.37
2014-15	Bobby Portis	36	50	1.39
2013-14	Bobby Portis	34	54	1.58
2012-13	Hunter Mickelson	32	39	1.22
2011-12	Hunter Mickelson	32	72	2.25
2010-11	Delvon Johnson	31	91	2.94
2009-10	Marshawn Powell	32	42	1.31
2008-09	Mike Washington	30	39	1.30
2007-08	Steven Hill	35	74	2.11
2006-07	Steven Hill	35	99	2.83
2005-06	Steven Hill	32	91	2.84
2004-05	Steven Hill	30	54	1.80
2003-04	Rashard Sullivan	26	28	1.08
2002-03	Larry Satchell	24	29	1.21
2001-02	Larry Satchell	26	20	0.78
2000-01	Larry Satchell	31	45	1.50
1999-00	Alonzo Lane	34	34	1.00
1998-99	Chris Jefferies	34	46	1.35
1997-98	Nick Davis	33	80	2.42
1996-97	Nick Davis	27	31	1.15

Season	Player	Games	Blocks	Avg.
1995-96	Lee Wilson	33	32	0.97
1994-95	Corliss Williamson	39	33	0.85
1993-94	Corliss Williamson	34	39	1.15
1992-93	Corliss Williamson	18	22	1.22
1991-92	Oliver Miller	34	88	2.59
1990-91	Oliver Miller	38	112	2.95
1989-90	Oliver Miller	35	85	2.43
1988-89	Oliver Miller	30	60	2.00
1987-88	Andrew Lang	30	79	2.63
1986-87	Andrew Lang	32	85	2.66
1985-86	Andrew Lang	26	65	2.50
1984-85	Andrew Lang	33	23	0.70
1983-84	Joe Kleine	32	21	0.66
1982-83	Darrell Walker	30	11	0.37
1981-82	Scott Hastings	29	23	0.79
1980-81	Darrell Walker	31	28	0.90
1979-80	Scott Hastings	29	17	0.59
1978-79	U.S. Reed	30	19	0.63
	Steve Schall	30	19	0.63
1977-78	Steve Schall	36	47	1.31

# Led the SEC



**GAME**

1.	9	Robert Shepherd at Arizona	12/06/92
2.	8	Clint McDaniel vs. Florida A&M	12/21/94
	8	Darrell Hawkins vs. Holy Cross	03/18/93
	8	Keith Wilson vs. Rice	1989
	8	Alvin Robertson vs. Virginia	03/18/84
	8	Alvin Robertson vs. Purdue	03/19/83
	8	Todd Day at Texas A&M	02/23/91
8.	7	Todd Day vs. Vanderbilt	02/12/92
	7	TJ Cleveland vs. LSU	03/11/00
	7	Ronnie Brewer vs. UL Monroe	12/31/04

**SEASON**

1.	102	Clint McDaniel %	1995
2.	100	Lee Mayberry	1991
3.	97	Keith Wilson	1989
4.	92	Alvin Robertson	1984
5.	88	Alvin Robertson	1983
6.	87	Robert Shepherd #	1993
7.	85	Todd Day	1991
8.	84	Darrell Walker	1983
9.	83	Ronnie Brewer	2006
10.	82	Todd Day	1990

**CAREER**

1.	291	Lee Mayberry	1989-92
2.	271	Todd Day	1989-92
3.	251	Kareem Reid	1996-99
4.	230	Darrell Walker	1981-83
5.	226	TJ Cleveland	1999-02
	226	Clint McDaniel	1992-95
7.	217	Alvin Robertson	1982-84
8.	216	Ronnie Brewer	2004-06
9.	207	Ron Huery	1987-88, 90-91
10.	188	Keith Wilson	1987-89

% SEC Record | # Led the SEC

**SEC GAME**

1.	7	TJ Cleveland vs. LSU	03/11/00
	7	Todd Day vs. Vanderbilt	02/12/92
3.	6	Jabril Durham vs. Miss. St.	01/09/16
	6	Marshawn Powell vs. Vanderbilt	01/12/13
	6	Ronnie Brewer vs. Florida	02/28/04
	6	Clint McDaniel vs. Ole Miss	02/18/95
	6	Clint McDaniel vs. Ole Miss	1994
	6	Todd Day vs. LSU	1992
	6	Lee Mayberry vs. Vanderbilt	02/12/92
10.	5	Nine times by six players	

(Last: Bobby Portis at LSU, 02/01/14)

**SEC SEASON**

1.	45	Robert Shepherd	1993
2.	43	Todd Day	1992
3.	38	Ronnie Brewer	2004
4.	36	Ronnie Brewer	2005
	36	Lee Mayberry	1992
	36	Clint McDaniel	1995
7.	35	Corey Beck	1994
8.	33	Kareem Reid	1997
9.	32	Mardracus Wade	2013
10.	31	Kareem Reid	1996

**SEC CAREER**

1.	121	Kareem Reid	1996-99
2.	103	Ronnie Brewer	2004-06
3.	91	TJ Cleveland	1999-02
4.	90	Brandon Dean	1999-02
5.	87	Eric Ferguson	2003-06
	87	Clint McDaniel	1992-95
7.	81	Mardracus Wade	2011-14
8.	75	Corey Beck	1993-95
9.	72	Pat Bradley	1996-99
10.	71	Robert Shepherd	1992-93



One of two players in program history with 50 or more steals four straight years, Lee Mayberry was the first Razorback with 100 in a season in 1990-91.

**STEAL LEADERS**

Season	Player	Games	Steals	Avg.
2017-18	Daryl Macon	35	36	1.03
2016-17	Manuale Watkins	36	45	1.25
2015-16	Jabril Durham	32	52	1.62
2014-15	Bobby Portis	36	39	1.08
2013-14	Coty Clarke	34	51	1.50
2012-13	Mardracus Wade	32	54	1.69
2011-12	Mardracus Wade	32	49	1.53
	Julysses Nobles	32	49	1.53
2010-11	Julysses Nobles	31	35	1.13
2009-10	Rotnei Clarke	31	36	1.13
2008-09	Courtney Fortson	29	33	1.14
2007-08	Sonny Weems	34	45	1.32
2006-07	Patrick Beverley	35	61	1.74
2005-06	Ronnie Brewer %	32	83	2.59
2004-05	Ronnie Brewer	30	76	2.53
2003-04	Ronnie Brewer	28	57	2.04
2002-03	Eric Ferguson	28	52	1.86
2001-02	TJ Cleveland	29	56	1.93
2000-01	TJ Cleveland	31	61	1.97
1999-00	TJ Cleveland	26	70	2.70
1998-99	Kareem Reid	34	57	1.68
1997-98	Kareem Reid	32	61	1.91
1996-97	Kareem Reid	32	68	2.13
1995-96	Kareem Reid	33	65	1.97


Season	Player	Games	Steals	Avg.
1994-95	Clint McDaniel %	37	102	2.76
1993-94	Corey Beck	34	68	2.00
1992-93	Robert Shepherd #	31	87	2.81
1991-92	Lee Mayberry	34	75	2.21
1990-91	Lee Mayberry	38	100	2.63
1989-90	Todd Day	35	82	2.34
1988-89	Keith Wilson	32	97	3.03
1987-88	Tim Scott	30	52	1.73
1986-87	Ron Huery	33	59	1.79
1985-86	Byron Irvin	28	31	1.11
1984-85	Charles Balentine	35	45	1.29
1983-84	Alvin Robertson	32	92	2.88
1982-83	Alvin Robertson	28	88	3.14
1981-82	Darrell Walker	29	67	2.31
1980-81	Darrell Walker	31	79	2.55
1979-80	U.S. Reed	29	36	1.24
1978-79	Sidney Moncrief	30	44	1.47
1977-78	Ron Brewer	36	77	2.14

% SEC Record | # Led the SEC




## » CLASS RECORDS


Category	Freshman	Sophomore	Junior	Senior
Scoring Average	Scotty Thurman 17.4, 1993	Corliss Williamson 20.4, 1994	Martin Terry 24.3, 1972	Martin Terry 28.3, 1973
Points	Scotty Thurman 540, 1993	Corliss Williamson 695, 1994	Todd Day 786, 1991	Joe Kleine 773, 1985
FG Percentage	Charles Balentine .889, 1982	Sidney Moncrief .649, 1977	Oliver Miller .704, 1991	Steven Hill .678, 2008
FG Made	Scotty Thurman 204, 1993	Corliss Williamson 273, 1994	Corliss Williamson 283, 1995	Joe Kleine 294, 1985
FG Attempted	Scotty Thurman 439, 1993	Todd Day 483, 1990	Todd Day 586, 1991	Martin Terry 508, 1793
FT Percentage	Rotnei Clarke .935, 2009	Charles Tatum .952, 2001	Tommy Boyer .933, 1962	Rickey Medlock .939, 1975
FT Made	Kareem Reid 116, 1996	Corliss Williamson 149, 1994	Martin Terry 207, 1972	Sidney Moncrief 212, 1979
FT Attempted	Kareem Reid 169, 1996	Corliss Williamson 213, 1994	Corliss Williamson 304, 1995	Joe Kleine 257, 1985
Rebounding Average	Sidney Moncrief 7.6, 1976	Dean Tolson 9.9, 1972	Dean Tolson 12.4, 1973	Dean Tolson 13.2, 1974
Rebounds	Bobby Portis 230, 2014	Bobby Portis 321, 2015	Dean Tolson 310, 1973	Derek Hood 349, 1999
3pt Percentage	C.J. Jones .500, 2017	Lee Mayberry .504, 1990	Chris Walker .458, 1999	Corey Beck .490, 1995
3pt Made	Rotnei Clarke 83, 2009	Rotnei Clarke 100, 2010	Scotty Thurman 102, 1995	Jannero Pargo 95, 2002
3pt Attempted	Rotnei Clarke 211, 2009	Rotnei Clarke 234, 2010	Pat Bradley 242, 1998	Pat Bradley 245, 1999
Assists	Kareem Reid 219, 1996	Lee Mayberry 183, 1990	Lee Mayberry 209, 1991	Corey Beck 207, 1995
Blocked Shots	Daniel Gafford 76, 2018	Steven Hill 91, 2006	Oliver Miller 112, 1991	Moses Kingsley 93, 2017
Steals	Kareem Reid 65, 1996	Todd Day 82, 1990	Lee Mayberry 100, 1991	Clint McDaniel 102, 1995



Scotty Thurman owns four freshman class records including scoring average at 17.4 per game in 1993.



Corliss Williamson's dominant sophomore season gave him five Arkansas class records.



Joe Kleine scored 773 points as a senior and also holds senior records for free throws attempted and field goals made.





**POINTS**

Game:	166 vs. U.S. International	12/09/89
Season:	3,783 *	1991
SEC Game:	117 vs. Auburn	01/15/94
SEC Season:	1,468	1992

**SCORING AVERAGE**

Season:	99.6	1991
SEC Season:	91.8	1992

**FIELD GOALS**

Game:	68 vs. U.S. International	12/09/89
Season:	1,414	1991
SEC Game:	43 vs. Auburn	01/15/94
SEC Season:	529	1992

**FIELD GOALS ATTEMPTED**

Game:	101 vs. U.S. International	12/09/89
Season:	2,820	1991
SEC Game:	66 vs. Mississippi State	02/20/93
SEC Season:	1,089	2015

**FIELD-GOAL PERCENTAGE**

Game:	.794 vs. Texas Tech (27-34)	02/20/79
Season:	.546 (1,060-1,943) *	1978
SEC Game:	.627 at Missouri (37-59)	01/12/16
SEC Season:	.497 (521-1,049)	1993

**THREE-POINT FIELD GOALS**

Game:	21 vs. Troy	12/10/96
Season:	361 *	1995
SEC Game:	17 vs. Auburn	01/15/95
	17 vs. Auburn	02/21/98
SEC Season:	143	1995

**THREE-POINT FGS ATTEMPTED**

Game:	54 vs. North Texas	12/30/98
Season:	917	1995
SEC Game:	38 vs. Ole Miss	03/04/09
SEC Season:	391	2002

**THREE-POINT FG PERCENTAGE**

Game:	.692 vs. Evansville (9-13)	12/08/15
Season:	.397 (216-544)	2016
SEC Game:	.667 vs. LSU (10-15)	01/26/08
	.667 vs. Mississippi State (16-24)	01/09/16
SEC Season:	.400 (110-275)	1992

**FREE THROWS MADE**

Game:	48 vs. Ole Miss	01/17/04
Season:	713	1991
SEC Game:	48 vs. Ole Miss	01/17/04
SEC Season:	300	1992

**FREE THROWS ATTEMPTED**

Game:	65 vs. TCU	03/01/55
Season:	975	1991
SEC Game:	53 vs. Ole Miss	01/17/04
SEC Season:	400	1992

**FREE THROW PERCENTAGE**

Game: (Min. 8 att.)	1.000 vs. Kentucky (16-16)	02/27/14
	1.000 vs. Texas Tech (12-12),	01/08/66
	1.000 at Centenary (12-12)	01/11/75
Season:	.776 (502-646)	1962
SEC Game:	.941 vs. LSU (16-17)	02/12/05
SEC Season:	.750 (300 of 400)	1992

**REBOUNDS**

Game:	77 vs. Jackson State	11/22/02
Season:	1,540	1991
SEC Game:	61 vs. Ole Miss	01/18/92
SEC Season:	616	1994

**REBOUND AVERAGE**

Season:	52.0	1974
SEC Season:	38.5	1994

**STEALS**

Game:	26 vs. La.-Monroe	11/25/00
Season:	467 *	1991
SEC Game:	21 vs. Mississippi State	01/15/92
SEC Season:	185	1992

**ASSISTS**

Game:	47 vs. U.S. International	12/09/89
Season:	819	1991
SEC Game:	32 vs. Mississippi State	02/20/93
SEC Season:	299	1993

**BLOCKED SHOTS**

Game:	18 vs. Missouri	12/05/95
Season:	229	1991
SEC Game:	13 vs. South Carolina	02/19/14
SEC Season:	99	2015

**PERSONAL FOULS**

Game:	38 vs. Missouri	12/03/60
Season:	789	1995
SEC Game:	33 vs. Ole Miss	01/09/99
SEC Season:	367	2013

**TURNOVERS**

Game:	32 vs. Providence	11/16/07
	32 vs. Grambling	11/28/86
Season:	633	1995
SEC Game:	28 vs. Auburn	02/05/00
SEC Season:	258	2003

**GAMES IN A SEASON**

1.	39 *	32-7	1994-95
2.	38	34-4	1990-91
3.	36	26-10	2016-17
3.	36	27-9	2014-15
5.	35	23-12	2017-18
	35	23-12	2007-08
	35	21-14	2006-07
	35	30-5	1989-90
	35	22-13	1984-85

**WINS IN A SEASON**

1.	34 *	(4 losses)	1990-91
2.	32	(7 losses)	1994-95
	32	(4 losses)	1977-78
4.	31	(3 losses)	1993-94
5.	30	(5 losses)	1989-90
6.	27	(9 losses)	2014-15
7.	26	(10 losses)	2016-17
	26	(8 losses)	1991-92
	26	(4 losses)	1982-83
	26	(2 losses)	1976-77
11.	25	(7 losses)	1988-89
	25	(7 losses)	1983-84
	25	(5 losses)	1978-79

**WINS IN AN SEC SEASON**

1.	14	(2 losses)	1994
2.	13	(5 losses)	2015
	13	(3 losses)	1992
4.	12	(6 losses)	2017
	12	(4 losses)	1995
6.	11	(5 losses)	1998
7.	10	(8 losses)	2018
	10	(8 losses)	2014
	10	(8 losses)	2013
	10	(6 losses)	2006
	10	(6 losses)	2001
	10	(6 losses)	1993

\* Led the NCAA



**POINTS**

Game			
1.	166	vs. U.S. International (101)	12/09/89
2.	137	vs. Troy (70)	12/10/96
3.	131	vs. Montevallo (63)	02/05/94
	131	vs. Baylor (109)	02/29/72
5.	130	vs. Alcorn State (68)	11/13/09
6.	129	vs. Texas Southern (63)	12/28/93
7.	128	vs. Bethune-Cookman (46)	12/04/91
8.	127	vs. Jackson State (74)	11/22/96
9.	126	vs. Jackson State (66)	12/29/90
10.	123	vs. Delaware State (66)	12/11/93
	123	vs. Quincy College (60)	01/02/92
	123	vs. Jackson State (76)	12/21/92

**Season**

1.	3,783 *	(38 games)	1990-91
2.	3,416 # *	(39 games)	1994-95
3.	3,345	(35 games)	1989-90
4.	3,176	(34 games)	1993-94
5.	3,053	(34 games)	1991-92
6.	2,870	(32 games)	1988-89
7.	2,855	(36 games)	2016-17
8.	2,819	(35 games)	2017-18
9.	2,787	(36 games)	2014-15
10.	2,723	(34 games)	2013-14

**SEC Game**

1.	117	at Auburn (105)	01/15/94
2.	115	vs. Mississippi State (58)	02/20/93
3.	114	at Ole Miss (93)	01/18/92
4.	110	vs. Ole Miss (80)	03/05/14
	110	vs. Auburn (92)	01/04/92
6.	108	at LSU (105)	03/02/94
7.	107	vs. Auburn (83)	02/21/98
8.	106	vs. LSU (92)	03/03/92
9.	105	vs. LSU (81)	01/31/95
	105	at Kentucky (88)	01/25/92

**SEC Season**

1.	1,468	(16 games)	1992
2.	1,425	(18 games)	2017
3.	1,408	(16 games)	1993
4.	1,396	(18 games)	2018
5.	1,390	(16 games)	1994
6.	1,366	(18 games)	2014
7.	1,362	(16 games)	1995
8.	1,352	(18 games)	2015
9.	1,293	(16 games)	1998
10.	1,208	(18 games)	2013

**SCORING AVERAGE**

Season			
1.	99.6	(3,783 points - 38 games)	1990-91
2.	95.6	(3,345 points - 35 games)	1989-90
3.	93.4 #	(3,176 points - 34 games)	1993-94
4.	89.8 #	(3,053 points - 34 games)	1991-92
5.	89.7	(2,870 points - 32 games)	1988-89
6.	88.5	(2,301 points - 26 games)	1971-72
7.	87.6 #	(3,416 points - 31 games)	1994-95
8.	86.9	(2,695 points - 31 games)	1992-93
9.	86.3	(2,245 points - 26 games)	1970-71
10.	85.1	(2,212 points - 26 games)	1973-74

**SEC Season**

1.	91.8	(1,468 points - 16 games)	1992
2.	88.0	(1,408 points - 16 games)	1993
3.	86.9	(1,390 points - 16 games)	1994
4.	85.1	(1,362 points - 16 games)	1995
5.	80.8	(1,293 points - 16 games)	1998
6.	79.2	(1,425 points - 18 games)	2017
7.	77.6	(1,396 points - 18 games)	2018
8.	75.9	(1,366 points - 18 games)	2014
9.	75.1	(1,352 points - 18 games)	2015
10.	74.9	(1,198 points - 16 games)	1996

**FIELD GOALS MADE**

Game			
1.	68	vs. U.S. International	12/09/89
2.	57	vs. Troy	12/10/96
3.	51	vs. Baylor	02/29/72
4.	50	vs. Montevallo	02/05/94
	50	vs. Quincy College	01/02/92
6.	48	vs. Montevallo	02/25/95
	48	vs. Delaware State	12/11/94
	48	vs. Bethune-Cookman	12/04/91
	48	vs. TCU	01/17/76
	48	vs. Jackson State	12/21/92

**Season**

1.	1,414	(2,820 attempts)	1990-91
2.	1,229	(2,440 attempts)	1989-90
3.	1,223	(2,634 attempts)	1994-95
4.	1,154	(2,363 attempts)	1993-94
5.	1,128	(2,275 attempts)	1991-92
6.	1,071	(2,172 attempts)	1988-89
7.	1,060	(1,943 attempts)	1977-78
8.	1,005	(2,119 attempts)	2017-18
9.	997	(2,166 attempts)	2016-17
10.	995	(2,039 attempts)	1992-93

**SEC Game**

1.	43	at Auburn (83 attempts)	01/15/94
2.	41	vs. Mississippi St. (66 attempts)	02/20/93
	41	at LSU (84 attempts)	03/02/94
4.	40	vs. Auburn (73 attempts)	02/21/98
5.	38	at Vanderbilt (76 attempts)	01/20/93
	38	vs. Ole Miss (81 attempts)	03/07/92
	38	at Ole Miss (83 attempts)	01/18/92
8.	37	at Missouri (59 attempts)	01/12/16
	37	vs. Ole Miss (77 attempts)	03/05/14
	37	vs. Georgia (76 attempts)	03/01/09
	37	vs. LSU (64 attempts)	03/03/92
	37	vs. Vanderbilt (68 attempts)	02/01/93
	37	vs. Vanderbilt (73 attempts)	02/12/92
	37	vs. Mississippi St. (77 attempts)	01/21/97
	37	at Florida (77 attempts)	02/28/95
	37	vs. Florida (82 attempts)	01/14/98

**SEC Season**

1.	529	(1,075 attempts)	1992
2.	521	(1,049 attempts)	1993
3.	503	(1,071 attempts)	2018
4.	502	(1,058 attempts)	1994
5.	494	(1,058 attempts)	2017
6.	476	(1,089 attempts)	2015
7.	472	(1,065 attempts)	1998
8.	469	(1,048 attempts)	1995
9.	450	(1,102 attempts)	2014
10.	443	(1,021 attempts)	1996

**FIELD GOALS ATTEMPTED**

Game			
1.	101	vs. U.S. International	12/09/89
2.	99	vs. Troy	12/10/96
3.	97	vs. Western Kentucky	12/03/73
4.	95	vs. Texas	1957
5.	94	vs. Jackson State	12/29/90
	94	vs. TCU	1964
	94	vs. Jackson State	12/21/92

**Season**

1.	2,820	(1,414 made)	1990-91
2.	2,634	(1,223 made)	1994-95
3.	2,440	(1,229 made)	1989-90
4.	2,363	(1,154 made)	1993-94
5.	2,275	(1,128 made)	1991-92
6.	2,208	(984 made)	1997-98
7.	2,206	(980 made)	1998-99
8.	2,196	(978 made)	2014-15
9.	2,172	(1,071 made)	1988-89
10.	2,168	(931 made)	1999-00

**SEC Game**

1.	88	vs. Tennessee (35 made)	02/16/93
2.	84	at LSU (41 made)	03/02/94
3.	83	at Auburn (43 made)	01/15/94
	83	at Ole Miss (38 made)	01/18/92
5.	82	vs. Florida (37 made)	01/14/98
6.	81	vs. Ole Miss (38 made)	03/07/92
7.	80	at Auburn (31 made)	01/06/96
8.	78	vs. Alabama (36 made)	02/16/94
9.	77	vs. Ole Miss (37 made)	03/05/14
	77	vs. Mississippi State (37 made)	01/21/97
	77	at Florida (37 made)	02/28/95
	77	vs. LSU (35 made)	01/27/99
	77	at Mississippi State (26 made)	01/19/94

**SEC Season**

1.	1,102	(450 made)	2014
2.	1,089	(476 made)	2015
3.	1,075	(529 made)	1992
4.	1,071	(503 made)	2018
5.	1,065	(472 made)	1998
6.	1,058	(494 made)	2017
7.	1,058	(502 made)	1994
8.	1,057	(433 made)	2013
9.	1,049	(521 made)	1993
10.	1,048	(469 made)	1995

**FIELD-GOAL PERCENTAGE**

Game			
1.	.794	vs. Texas Tech (27 of 34)	1979
2.	.744	vs. Baylor (29 of 39)	1979
3.	.727	vs. Alabama State (32 of 44)	12/21/83
4.	.707	vs. Rice (29 of 41)	1978
5.	.683	vs. SMU (28 of 41)	1984
6.	.680	vs. Wake Forest (34 of 50)	03/12/77
7.	.679	at Rice (36 of 53)	03/05/83
8.	.676	vs. Texas (25 of 37)	1985
9.	.673	vs. U.S. International (68 of 101)	12/09/89
	.673	vs. SE Missouri State (37 of 55)	12/01/83
11.	.671	vs. Baylor (43 of 64)	03/10/90
12.	.667	vs. Texas A&M (34 of 51)	1982
	.667	vs. Nebraska (26 of 39)	1982
	.667	vs. TCU (28 of 42)	1978
	.667	vs. SW Missouri State (38 of 57)	1979

**Season**

1.	.546 *	(1,060-1,943)	1977-78
2.	.545 *	(849-1,558)	1976-77
3.	.537	(831-1,547)	1983-84
4.	.535	(849-1,587)	1978-79
5.	.534	(806-1,510)	1981-82
6.	.531	(910-1,715)	1975-76
7.	.530	(807-1,524)	1974-75
8.	.525	(833-1,586)	1982-83
9.	.522	(850-1,629)	1980-81
10.	.515	(899-1,744)	1984-85

**SEC Game**

1.	.627	at Missouri (37-59)	01/12/16
2.	.621	vs. Mississippi St. (41-66)	02/20/93
3.	.607	vs. Auburn (34-56)	01/04/92
4.	.586	at LSU (34-58)	02/02/93
5.	.583	vs. Vanderbilt (28-48)	03/01/08
6.	.578	vs. LSU (37-64)	03/03/92
7.	.577	at Auburn (30-52)	01/10/08
8.	.574	at Vanderbilt (31-54)	01/29/11
9.	.571	vs. Alabama (32-56)	01/20/01
	.571	vs. Georgia (36-63)	01/30/93

**SEC Season**

1.	.497	(521-1,049)	1993
2.	.492	(529-1,075)	1992
3.	.474	(502-1,058)	1994
4.	.470	(503-1,071)	2018
5.	.467	(494-1,085)	2017
6.	.466	(404-867)	2007
7.	.455	(420-923)	2008
8.	.453	(416-918)	2006
9.	.448	(469-1,048)	1995
10.	.443	(472-1,065)	1998





**THREE-POINT FIELD GOALS**

Game			
1.	21 #	vs. Troy (37 attempts)	12/10/96
2.	20	vs. Texas Southern (36 attempts)	12/28/93
3.	19	vs. North Texas (54 attempts)	12/30/98
	19	vs. Montevallo (36 attempts)	02/05/94
5.	18	vs. Delaware State (45 attempts)	12/11/94
6.	17	vs. Ole Miss (30 attempts)	03/05/14
	17	vs. Auburn (28 attempts)	02/21/98
	17	at Auburn (36 attempts)	01/14/95
9.	16	at Mississippi St. (24 attempts)	01/09/16
	16	vs. Alcorn State (30 attempts)	11/13/10
	16	at Louisville (36 attempts)	12/09/97
	16	vs. Missouri (25 attempts)	12/02/93

**Season**

1.	361 %	(917 attempts)	1994-95
2.	301	(777 attempts)	1993-94
3.	296	(808 attempts)	1998-99
4.	292	(832 attempts)	1999-00
5.	274	(736 attempts)	1996-97
6.	273	(741 attempts)	2000-01
7.	269	(679 attempts)	2017-18
8.	253	(698 attempts)	2013-14
9.	242	(633 attempts)	1990-91
10.	238	(681 attempts)	2014-15

**SEC Game**

1.	17	vs. Ole Miss (30 attempts)	03/05/14
	17	vs. Auburn (28 attempts)	02/21/98
	17	at Auburn (36 attempts)	01/14/95
4.	16	at Mississippi St. (24 attempts)	01/09/16
5.	14	vs. Ole Miss (38 attempts)	03/04/09
	14	at Vanderbilt (25 attempts)	02/11/95
	14	at LSU (34 attempts)	03/02/94
8.	13	Seven times	

**SEC Season**

1.	143	(364 attempts)	1995
2.	142	(384 attempts)	2014
3.	135	(391 attempts)	2002
4.	134	(336 attempts)	2018
5.	133	(366 attempts)	2001
	133	(369 attempts)	2000
7.	130	(377 attempts)	1997
8.	125	(333 attempts)	2017
9.	118	(345 attempts)	1999
10.	117	(340 attempts)	1994

**THREE-POINT FGs ATTEMPTS**

Game			
1.	54 #	vs. North Texas (19 made)	12/30/98
2.	45	vs. Delaware State (18 made)	12/11/93
3.	38	vs. Ole Miss (14 made)	03/04/09
	38	vs. UT Arlington (14 made)	11/22/99
	38	vs. Montevallo (14 made)	02/25/95
6.	37	vs. North Texas (10 made)	12/05/00
	37	vs. Iowa (12 made)	03/13/99
	37	vs. Troy (21 made)	12/10/96
9.	36	vs. Centenary (15 made)	11/28/00
	36	vs. LSU (13 made)	01/27/99
	36	at Louisville (16 made)	12/09/97
	36	at Auburn (17 made)	01/14/95
	36	vs. Texas Southern (20 made)	12/28/93
	36	vs. Montevallo (19 made)	02/05/94

**Season**

1.	917 #	(361 made)	1994-95
2.	832	(292 made)	1999-00
3.	808	(296 made)	1998-99
4.	777	(301 made)	1993-94
5.	741	(273 made)	2000-01
6.	736	(274 made)	1996-97
7.	698	(253 made)	2013-14
8.	694	(232 made)	2001-02
9.	681	(238 made)	2014-15
10.	679	(269 made)	2017-18

**SEC Game**

1.	38	vs. Ole Miss (14 made)	03/04/09
2.	36	vs. LSU (13 made)	01/27/99
	36	at Auburn (17 made)	01/14/95
4.	35	at Vanderbilt (11 made)	02/08/97
5.	34	at LSU (14 made)	03/02/94
6.	32	vs. LSU (11 made)	02/19/00
7.	31	at LSU (13 made)	01/13/02
	31	vs. Alabama (13 made)	02/16/94
9.	30	vs. Ole Miss (17 made)	03/05/14
	30	at Alabama (11 made)	01/30/02
	30	vs. Auburn (12 made)	02/24/99
	30	vs. LSU (11 made)	01/31/95
	30	at Kentucky (9 made)	01/17/98
	30	vs. Tennessee (9 made)	02/16/93

**SEC Season**

1.	391	(135 made)	2002
2.	384	(142 made)	2014
3.	383	(108 made)	2013
4.	377	(130 made)	1997
5.	369	(133 made)	2000
6.	366	(133 made)	2001
7.	364	(143 made)	1995
8.	356	(108 made)	2009
9.	347	(115 made)	2015
10.	345	(118 made)	1999

**THREE-POINT FG PERCENTAGE**

Game (Minimum 8 Attempts)			
1.	.692	vs. Evansville (9-13)	12/08/15
2.	.667	vs. Mississippi State (16-24)	01/09/16
	.667	at LSU (10-15)	01/26/08
	.667	vs. Prairie View A&M (8-12)	12/18/04
	.667	vs. Western Carolina (14-21)	12/07/98
6.	.650	vs. Hartford (13-20)	12/23/04
7.	.647	vs. Winthrop (11-17)	11/19/04
8.	.640	vs. Missouri (16-25)	12/02/93
9.	.625	at Vanderbilt (10-16)	02/08/14
	.625	vs. Michigan St. (5-8)	11/28/95
	.625	vs. Bethune-Cookman (10-16)	02/04/91
	.625	vs. Auburn (10-16)	01/04/92
	.625	at Florida St. (10-16)	01/21/91

**Season (Minimum 320 Attempts)**

1.	.397 #	(216-544)	2015-16
2.	.396 #	(269-679)	2017-18
3.	.395	(210-532)	1992-93
4.	.394 #	(361-917)	1994-95
	.394	(197-500)	1989-90
6.	.387	(301-777)	1993-94
7.	.382	(242-633)	1990-91
8.	.374	(193-516)	1991-92
9.	.372	(182-489)	2004-05
	.372	(274-736)	1996-97

**SEC Game (Minimum 8 Attempts)**

1.	.667	at LSU (10-15)	01/26/08
	.667	vs. Mississippi State (16-24)	01/09/16
3.	.625	at Vanderbilt (10-16)	02/08/14
	.625	vs. Auburn (10-16)	01/04/92
5.	.607	vs. Auburn (17-28)	02/21/98
6.	.600	vs. South Carolina (12-20)	02/18/98
7.	.588	at Mississippi State (10-17)	02/12/00
8.	.583	at LSU (7-12)	02/12/11
9.	.571	at Auburn (8-14)	03/06/93
10.	.567	vs. Ole Miss (17-30)	03/05/14

**SEC Season (Minimum 250 Attempts)**

1.	.400	(110-275)	1992
2.	.399	(134-336)	2018
3.	.393	(143-364)	1995
4.	.387	(108-279)	1993
5.	.381	(115-302)	1998
6.	.375	(125-333)	2017
7.	.370	(142-384)	2014
	.370	(107-289)	2012
9.	.369	(113-306)	2008
10.	.363	(133-366)	2001

**FREE THROWS MADE**

Game			
1.	48	vs. Ole Miss	01/17/04
2.	46	vs. TCU	1955
3.	41	at Kentucky	01/25/92
	41	vs. Rice	1972

**Season**

1.	713	(975 attempts)	1990-91
2.	690	(942 attempts)	1989-90
3.	628	(825 attempts)	2016-17
4.	621	(882 attempts)	1971-72
5.	616	(892 attempts)	1986-87
6.	614	(846 attempts)	2013-14
7.	609	(902 attempts)	1994-95
8.	604	(815 attempts)	1991-92
9.	593	(819 attempts)	2014-15
10.	587	(868 attempts)	1988-89

**SEC Game**

1.	48	vs. Ole Miss (53 attempts)	01/17/04
2.	41	at Kentucky (49 attempts)	01/25/92
3.	32	vs. Auburn (39 attempts)	01/04/92
	32	vs. Ole Miss (41 attempts)	01/05/94
	32	vs. Ole Miss (45 attempts)	02/18/95
6.	30	vs. Ole Miss (39 attempts)	01/17/15
	30	at Ole Miss (39 attempts)	01/18/92
	30	vs. Kentucky (40 attempts)	02/10/93
9.	29	at Missouri (37 attempts)	02/13/14
	29	vs. Kentucky (41 attempts)	01/14/14
	29	at Ole Miss (40 attempts)	02/15/06

**SEC Season**

1.	324	(443 attempts)	2014
2.	312	(420 attempts)	2017
3.	300	(400 attempts)	1992
4.	285	(398 attempts)	2015
5.	281	(395 attempts)	1995
6.	269	(386 attempts)	1994
7.	260	(364 attempts)	2011
8.	258	(369 attempts)	1993
9.	256	(399 attempts)	2018
10.	250	(357 attempts)	2010

% NCAA Record || \* Led the NCAA || # Led the SEC



## » TEAM RECORDS

### FREE THROWS ATTEMPTED

Game			
1.	65	vs. TCU	1955
2.	55	vs. Rice	1972
3.	53	vs. Ole Miss	01/17/04
	53	vs. Northeastern Illinois	11/16/97
5.	49	at Kentucky	01/25/92
	49	vs. Northeast Louisiana	12/30/90

### Season

1.	975	(713 made)	1990-91
2.	942	(690 made)	1989-90
3.	902	(609 made)	1994-95
4.	892	(616 made)	1986-87
5.	882	(621 made)	1971-72
6.	868	(587 made)	1988-89
7.	846	(614 made)	2013-14
8.	834	(567 made)	1993-94
9.	825	(628 made)	2016-17
10.	820	(583 made)	1970-71

### SEC Game

1.	53	vs. Ole Miss (48 made)	01/17/04
2.	49	at Kentucky (41 made)	01/25/92
3.	46	vs. Ole Miss (26 made)	02/05/98
4.	45	vs. Ole Miss (32 made)	02/18/95
5.	42	vs. Florida (26 made)	02/18/06
	42	vs. Ole Miss (28 made)	01/06/93
7.	41	vs. Alabama (29 made)	01/22/15
	41	vs. Kentucky (29 made)	01/14/14
	41	vs. Ole Miss (32 made)	01/05/94
10.	40	at Ole Miss (29 made)	2/15/06
	40	vs. Kentucky (30 made)	02/10/93

### SEC Season

1.	443	(324 made)	2014
2.	420	(312 made)	2017
3.	400	(300 made)	1992
4.	398	(285 made)	2015
5.	395	(281 made)	1995
6.	386	(269 made)	1994
7.	369	(258 made)	1993
8.	364	(260 made)	2011
9.	359	(234 made)	2013
	359	(248 made)	2006

### FREE-THROW PERCENTAGE

#### Game (Minimum 10 Attempts)

1.	1.000	at Kentucky (16-16)	02/27/14
	1.000	vs. Centenary (12-12)	1975
	1.000	vs. Texas Tech (12-12)	1966
4.	.952	vs. SMU (20-21)	1978
5.	.950	vs. Ole Miss (19-20)	03/05/14
6.	.941	vs. LSU (16-17)	02/12/05
	.941	vs. Houston (16-17)	1978
8.	.938	vs. Rice (30-32)	1982
9.	.937	vs. TCU (15-16)	1959
10.	.935	vs. Texas (29-31)	12/17/16

#### Season (Minimum 450 Attempts)

1.	.776	(502-647)	1961-62
2.	.761	(628-825)	2016-17
3.	.750	(411-548)	1965-66
4.	.749	(585-781)	1977-78
5.	.746	(434-582)	1962-63
6.	.741#	(604-815)	1991-92
7.	.737	(440-597)	1967-68
8.	.732	(690-942)	1989-90
9.	.731	(713-975)	1990-91
10.	.726	(614-846)	2013-14

### SEC Game (Minimum 12 Attempts)

1.	1.000	at Kentucky (16-16)	02/27/14
2.	.950	vs. Ole Miss (19-20)	03/05/14
3.	.941	vs. LSU (16-17)	02/12/05
4.	.926	at LSU (25-27)	02/01/14
5.	.923	at Vanderbilt (12-13)	02/08/97
	.923	vs. Tennessee (12-13)	02/16/93
7.	.917	vs. South Carolina (22-24)	02/21/04
	.917	vs. Alabama (11-12)	01/20/99
	.917	vs. South Carolina (11-12)	01/22/94
10.	.889	vs. Ole Miss (24-27)	02/18/17
	.889	at South Carolina (16-18)	02/15/17

### SEC Season (Minimum 250 Attempts)

1.	.750	(300-400)	1992
2.	.743	(312-420)	2017
3.	.731	(324-443)	2014
4.	.716	(285-398)	2015
5.	.714	(260-364)	2011
6.	.711	(281-395)	1995
7.	.702	(217-309)	2007
	.702	(212-302)	2001
9.	.700	(250-357)	2010
10.	.699	(258-369)	1993

### REBOUNDING

#### Game

1.	77	vs. Jackson State	11/22/02
2.	73	vs. Rice	1960
3.	72	vs. Texas	1957
4.	71	vs. Rockhurst	1972
	71	vs. Ole Miss	1965

#### Season

1.	1,540	(38 games)	1990-91
2.	1,528	(39 games)	1994-95
3.	1,416	(34 games)	1993-94
4.	1,352	(26 games)	1973-74
5.	1,319	(34 games)	1991-92
6.	1,314	(33 games)	1995-96
7.	1,306	(33 games)	1997-98
8.	1,297	(36 games)	2016-17
9.	1,296	(35 games)	1989-90
10.	1,290	(36 games)	2014-15

#### SEC Game

1.	61	at Ole Miss	01/18/92
2.	51	vs. Alabama	01/24/98
3.	49	at Auburn	02/14/01
	49	vs. Mississippi State	01/21/97
5.	48	at LSU	03/02/94
6.	47	vs. Missouri	02/20/16
	47	vs. Alabama	01/22/15
	47	vs. Ole Miss	02/09/08
	47	vs. LSU	01/31/95
	47	vs. Alabama	02/15/95

#### SEC Season

1.	626	(18 games)	2014
2.	621	(18 games)	2018
	621	(18 games)	2017
4.	616	(16 games)	1994
5.	615	(16 games)	1996
6.	606	(18 games)	2015
7.	600	(16 games)	1998
8.	593	(18 games)	2013
9.	592	(16 games)	1995
10.	580	(16 games)	2008
	580	(16 games)	2003

### REBOUNDING AVERAGE

#### Season

1.	52.0	(1,352 - 26 games)	1973-74
2.	47.5	(1,236 - 36 games)	1971-72
3.	45.9	(1,193 - 26 games)	1972-73
4.	45.5	(1,092 - 24 games)	1961-62
5.	44.0	(1,056 - 24 games)	1962-63
6.	43.9	(1,010 - 23 games)	1965-66
7.	42.0	(1,091 - 26 games)	1971-72
8.	41.6#	(1,416 - 34 games)	1993-94
9.	39.9	(1,118 - 28 games)	1975-76
10.	39.8	(1,314 - 33 games)	1995-96

#### SEC Season

1.	38.5	(616 - 16 games)	1994
2.	38.4	(615 - 16 games)	1996
3.	37.5	(600 - 16 games)	1998
4.	37.0	(592 - 16 games)	1995
5.	36.3	(580 - 16 games)	2008
	36.3	(580 - 16 games)	2003
7.	35.8	(572 - 16 games)	1992
8.	35.7	(571 - 16 games)	2007
9.	35.5	(568 - 16 games)	2006
10.	35.1	(562 - 16 games)	2010

### STEALS

#### Game

1.	26	vs. La-Monroe	11/25/00
2.	24	vs. Maryland-Eastern Shore	01/02/01
3.	21	vs. Grambling	12/31/00
	21	vs. Jackson State	11/22/96
	21	vs. Mississippi State	01/15/92
6.	20	vs. Ole Miss	02/18/95
	20	vs. Montevallo	02/05/94
	20	vs. Rice	1991
	20	vs. Texas A&M	02/23/91
10.	19	Four times	

#### Season

1.	467 *	(38 games)	1990-91
2.	445 # *	(39 games)	1994-95
3.	388	(35 games)	1989-90
4.	379 #	(34 games)	1999-00
5.	372	(32 games)	1988-89
6.	365 #	(31 games)	2000-01
7.	358 #	(34 games)	1991-92
8.	356	(33 games)	1997-98
9.	352	(34 games)	1993-94
	352 #	(31 games)	1992-93

#### SEC Game

1.	21	vs. Mississippi State	01/15/92
2.	20	vs. Ole Miss	02/18/95
3.	19	vs. LSU	02/17/01
	19	vs. Vanderbilt	02/12/92
5.	18	vs. LSU	01/28/98
	18	vs. Mississippi State	02/20/93
7.	17	Four times	

#### SEC Season

1.	185	(16 games)	1992
2.	176	(16 games)	1995
3.	169	(16 games)	1993
4.	164	(16 games)	1998
5.	163	(18 games)	2013
6.	162	(16 games)	2001
7.	161	(16 games)	2000
8.	159	(16 games)	1999
9.	157	(18 games)	2014
10.	152	(16 games)	1997





**ASSISTS**

Game			
1.	47	vs. U.S. International	12/09/89
2.	40 #	vs. Troy	12/10/96
3.	35	vs. Montevallo	02/05/94
4.	32	vs. Jackson State	11/22/96
	32	vs. Texas Southern	12/28/93
	32	vs. Mississippi State	02/20/93
	32	vs. Quincy College	01/02/92
	32	vs. Bethune-Cookman	12/04/91
	32	vs. Georgia State	03/05/91
10.	31	vs. Centenary	12/06/95
	31	vs. Tulsa	03/25/94
	31	vs. Jackson State	12/21/92

**Season**

1.	819	(38 games)	1990-91
2.	721 *	(39 games)	1994-95
3.	687 *	(34 games)	1993-94
4.	674	(34 games)	1991-92
5.	667	(35 games)	1989-90
6.	582	(31 games)	1992-93
7.	579	(36 games)	2014-15
8.	570	(32 games)	1988-89
9.	563	(33 games)	1998-99
10.	526	(33 games)	1997-98

**SEC Game**

1.	32	vs. Mississippi State	02/20/93
2.	27	vs. Ole Miss	03/05/14
	27	vs. Mississippi State	01/23/13
	27	vs. Auburn	02/24/99
5.	26	vs. LSU	01/27/99
	26	vs. LSU	01/31/95
7.	25	vs. Alabama	01/06/07
	25	vs. Auburn	01/14/95
	25	vs. South Carolina	02/15/92
10.	24	vs. Tennessee	02/25/06
	24	vs. Kentucky	02/10/93
	24	vs. Alabama	02/22/92

**SEC Season**

1.	299	(16 games)	1993
2.	292	(16 games)	1994
	292	(16 games)	1992
4.	273	(18 games)	2015
5.	264	(16 games)	1995
6.	257	(18 games)	2014
7.	247	(18 games)	2013
8.	245	(16 games)	2007
	245	(16 games)	1998
10.	241	(16 games)	1999

**BLOCKED SHOTS**

Game			
1.	18 #	vs. Missouri	12/05/95
2.	16	vs. Texas	02/04/90
3.	15	vs. South Alabama	12/30/91
4.	14	vs. Stephen F. Austin	11/18/06
	14	vs. Louisiana Tech	12/05/90
6.	13	vs. Tennessee Tech	12/12/15
	13	vs. Prairie View A&M	12/18/04
	13	vs. Alabama State	12/31/97

**Season**

1.	229	(38 games)	1990-91
2.	221	(35 games)	2006-07
3.	194	(32 games)	2005-06
4.	189	(34 games)	2013-14
5.	182	(31 games)	2010-11
	182	(35 games)	2007-08
7.	172	(36 games)	2016-17
	172	(35 games)	1989-90
9.	170	(34 games)	1991-92
10.	168	(36 games)	2014-15

**SEC Game**

1.	12	vs. Texas A&M	02/24/15
	12	vs. Georgia	02/02/11
3.	11	at Mississippi State	02/21/15
	11	vs. Mississippi State	01/23/13
5.	10	vs. Ole Miss	01/13/07
	10	vs. Alabama	01/06/07
	10	vs. Alabama	02/21/06
	10	vs. Ole Miss	01/25/06
	10	vs. Alabama	01/19/00
	10	vs. Georgia	02/15/97

**SEC Season**

1.	99	(18 games)	2015
2.	98	(16 games)	2007
3.	93	(18 games)	2014
4.	88	(16 games)	2006
5.	83	(18 games)	2013
6.	79	(16 games)	2008
7.	78	(18 games)	2018
	78	(16 games)	1998
9.	76	(16 games)	2001
10.	73	(18 games)	2017
	73	(16 games)	2011

**PERSONAL FOULS**

Game			
1.	38	vs. Missouri	12/04/61
2.	37	vs. SMU	1952
3.	36	vs. TCU	1976
4.	35	vs. South Carolina	03/11/04
	35	at Illinois	12/08/01
	35	vs. Cincinnati	12/09/95
	35	vs. Rice	1957
8.	33	vs. Ole Miss	01/09/99
	33	vs. Texas	03/10/91
10.	32	at Mississippi State	02/27/02
	32	vs. Ole Miss	02/02/00
	32	vs. Vanderbilt	01/20/93
	32	vs. Florida State	01/18/89

**Season**

1.	789	(39 games)	1994-95
2.	775	(38 games)	1990-91
3.	740	(36 games)	2016-17
4.	728	(33 games)	1986-87
5.	708	(34 games)	1993-94
6.	707	(31 games)	1992-93
7.	706	(34 games)	2013-14
8.	705	(34 games)	1999-00
9.	701	(35 games)	2014-18
10.	688	(35 games)	1989-90

**SEC Game**

1.	33	vs. Ole Miss	01/09/99
2.	32	at Mississippi State	02/27/02
	32	vs. Ole Miss	02/02/00
	32	at Vanderbilt	01/20/93
5.	31	at Kentucky	01/07/17
6.	30	at Auburn	02/10/15
	30	vs. Ole Miss	01/31/01
	30	vs. Alabama	01/19/00
	30	vs. LSU	01/26/00
	30	at Alabama	02/13/93

**SEC Season**

1.	390	(18 games)	2014
2.	377	(18 games)	2018
3.	378	(18 games)	2017
4.	367	(18 games)	2013
5.	364	(16 games)	1993
6.	361	(16 games)	2002
7.	350	(16 games)	1998
8.	347	(16 games)	1994
9.	345	(16 games)	2000
10.	342	(18 games)	2015

**TURNOVERS**

Game			
1.	32	vs. Providence	11/16/07
	32	vs. Grambling	11/28/86
3.	31	vs. Alcorn State	12/02/95
4.	29	at Missouri	12/07/96
	29	vs. Mercer	01/05/83
	29	vs. Southern Miss	1981
7.	28	vs. Auburn	02/05/00
	28	vs. Cincinnati	12/09/950
	28	vs. Southeast Missouri State	12/17/92
10.	27	Four times	

**Season**

1.	633	(39 games)	1994-95
2.	575	(38 games)	1990-91
3.	563	(33 games)	1986-87
4.	560	(36 games)	1977-78
5.	558	(33 games)	1995-96
6.	548	(33 games)	1997-98
7.	539	(34 games)	1993-94
8.	538	(35 games)	1984-85
9.	532	(35 games)	2006-07
10.	531	(35 games)	2007-08

**SEC Game**

1.	28	vs. Auburn	02/05/00
2.	27	vs. LSU	02/17/01
3.	25	at South Carolina	02/21/09
	25	vs. Alabama	01/24/98
	25	vs. Kentucky	01/26/97
	25	vs. Ole Miss	01/02/97
	25	vs. Kentucky	03/09/96
8.	24	vs. Tennessee	02/24/07
	24	at Auburn	03/5/05
	24	at Ole Miss	01/25/03
	24	at Ole Miss	01/29/97
	24	vs. Kentucky	02/11/96
	24	vs. Ole Miss	01/05/94

**SEC Season**

1.	258	(16 games)	2003
2.	256	(16 games)	2007
3.	252	(16 games)	1998
4.	251	(16 games)	2001
5.	248	(16 games)	1995
6.	244	(16 games)	1996
7.	241	(16 games)	1994
8.	239	(16 games)	1997
9.	236	(16 games)	1999
10.	233	(16 games)	2000

% NCAA Record || \* Led the NCAA | # Led the SEC



# » YEAR-BY-YEAR COMPARISON

## RAZORBACKS

Season	'51-52	'52-53	'53-54	'54-55	'55-56	'56-57	'57-58	'58-59	'59-60	'60-61	'61-62	'62-63	'63-64	'64-65	'65-66	'66-67	'67-68	'68-69	'69-70	'70-71	'71-72
Games	24	21	23	24	24	24	27	24	24	23	24	24	23	23	23	23	24	24	24	26	26
Tot. Pts.	1187	1382	1496	1727	1616	755	1628	1491	1706	1738	1730	1734	1675	1730	1727	1388	1716	1601	1724	2245	2301
Avg. Pts.	49.4	65.8	65.0	72.0	67.3	62.9	60.3	62.1	71.1	75.6	72.1	72.3	72.4	75.2	75.1	60.3	71.5	66.7	71.8	86.3	88.5
FG	435	484	505	565	571	541	625	571	599	655	614	650	647	649	658	530	638	621	699	831	840
FGA	1331	1558	1605	1579	1642	1749	1835	1572	1559	1497	1576	1556	1560	1471	1509	1188	1436	1415	1597	1754	1830
FG Pct.	.326	.311	.314	.358	.347	.309	.341	.363	.384	.437	.390	.418	.415	.441	.436	.446	.444	.439	.438	.474	.459
3-Pt. FG	--	--	--	--	--	--	--	--	--	--	--	--	--	--	--	--	--	--	--	--	--
3-Pt. Att.	--	--	--	--	--	--	--	--	--	--	--	--	--	--	--	--	--	--	--	--	--
3-Pt. Pct.	--	--	--	--	--	--	--	--	--	--	--	--	--	--	--	--	--	--	--	--	--
FT	317	414	486	597	474	469	378	349	508	428	502	434	381	432	411	328	440	359	334	583	621
FTA	547	656	755	867	715	717	598	538	684	574	647	582	524	578	548	457	597	539	488	820	882
FT Pct.	.579	.632	.643	.689	.663	.654	.632	.648	.743	.745	.776	.746	.727	.747	.750	.718	.737	.666	.700	.711	.704
Rebounds	--	924	872	1050	1147	1225	1228	1095	1117	1043	1092	1056	999	954	1010	746	952	916	934	1091	1236
Reb. Avg.	--	44.0	37.9	43.8	47.8	51.0	45.5	45.6	46.5	45.3	45.5	44.0	43.4	41.5	43.9	32.4	39.7	38.2	38.9	42.0	47.5
Assists	--	--	--	--	--	--	--	--	--	--	--	--	--	--	--	--	--	--	--	--	--
Steals	--	--	--	--	--	--	--	--	--	--	--	--	--	--	--	--	--	--	--	--	--
Blocks	--	--	--	--	--	--	--	--	--	--	--	--	--	--	--	--	--	--	--	--	--
Turnovers	--	--	--	--	--	--	--	--	--	--	--	--	--	--	--	--	--	--	--	--	--
Fouls	577	518	618	517	376	483	530	444	486	476	535	507	520	455	434	383	481	470	465	528	576

## OPPONENTS

Season	'51-52	'52-53	'53-54	'54-55	'55-56	'56-57	'57-58	'58-59	'59-60	'60-61	'61-62	'62-63	'63-64	'64-65	'65-66	'66-67	'67-68	'68-69	'69-70	'70-71	'71-72
Tot. Pts.	1275	1322	1432	1715	1551	788	1580	1535	1676	1597	1665	1686	1732	1725	1631	1511	1760	1600	1836	2344	2328
Avg. Pts.	53.1	62.9	62.3	71.4	64.6	65.6	58.5	63.9	69.8	69.5	69.4	70.3	75.3	75.0	71.0	65.7	73.3	66.7	76.5	90.2	89.5
FG	460	401	414	548	558	528	532	568	593	570	578	597	620	652	611	578	641	578	693	927	901
FGA	1363	1187	1269	1463	1478	1364	1500	1425	1482	1347	1430	1460	1448	1446	1407	1251	1468	1260	1540	1873	1861
FG Pct.	.336	.337	.326	.374	.377	.387	.354	.398	.400	.423	.404	.409	.428	.451	.434	.462	.443	.459	.450	.495	.484
3-Pt. FG	--	--	--	--	--	--	--	--	--	--	--	--	--	--	--	--	--	--	--	--	--
3-Pt. Att.	--	--	--	--	--	--	--	--	--	--	--	--	--	--	--	--	--	--	--	--	--
3-Pt. Pct.	--	--	--	--	--	--	--	--	--	--	--	--	--	--	--	--	--	--	--	--	--
FT	355	520	604	619	435	523	516	399	490	457	509	492	492	421	409	355	458	444	440	491	526
FTA	571	796	953	889	633	793	753	591	703	666	716	700	696	602	573	495	639	625	610	686	787
FT Pct.	.622	.653	.634	.695	.687	.659	.685	.675	.697	.686	.712	.703	.707	.699	.714	.717	.717	.710	.738	.716	.668
Rebounds	--	803	844	939	1012	1051	1090	1031	1064	931	1035	1089	1086	975	1014	838	979	879	1109	120	1236
Reb. Avg.	--	38.2	36.7	39.1	42.2	43.8	40.4	43.0	44.3	40.5	43.1	45.4	47.2	42.4	44.1	34.9	40.8	36.6	46.2	46.6	47.5
Assists	--	--	--	--	--	--	--	--	--	--	--	--	--	--	--	--	--	--	--	--	--
Steals	--	--	--	--	--	--	--	--	--	--	--	--	--	--	--	--	--	--	--	--	--
Blocks	--	--	--	--	--	--	--	--	--	--	--	--	--	--	--	--	--	--	--	--	--
Turnovers	--	--	--	--	--	--	--	--	--	--	--	--	--	--	--	--	--	--	--	--	--
Fouls	513	438	500	508	432	430	458	406	478	400	482	424	413	428	438	384	467	425	391	630	620





**RAZORBACKS**

Season	'72-73	'73-74	'74-75	'75-76	'76-77	'77-78	'78-79	'79-80	'80-81	'81-82	'82-83	'83-84	'84-85	'85-86	'86-87	'87-88	'88-89	'89-90	'90-91	'91-92	'93-94	'92-93
Games	26	26	26	28	28	36	30	29	32	29	30	32	35	28	33	30	32	35	38	34	34	31
Tot. Pts.	2173	2212	1911	2239	2073	2705	2238	1938	2199	2054	2171	2154	2284	1955	2578	2264	2870	3345	3783*	3053	3176	2695
Avg. Pts.	83.5	85.1	73.5	80.0	74.0	75.1	74.6	66.8	68.7	70.8	72.4	67.3	65.3	69.8	78.1	75.5	89.7	95.6	99.6	89.8	93.4	86.9
FG	850	913	807	910	849	1060	849	750	850	806	833	831	899	754	908	839	1071	1229	1414	1128	1154	995
FGA	1749	2014	1524	1715	1558	1943	1587	1486	1629	1510	1586	1547	1744	1644	1997	1734	2172	2440	2820	2275	2363	2039
FG Pct.	.486	.453	.530	.531	*.545	*.546	.535	.505	.522	.534	.525	.537	.515	.459	.455	.484	.493	.504	.501	.496	.488	.488
3-Pt. FG	--	--	--	--	--	--	--	--	--	--	--	--	--	--	146	119	141	197	242	193	301*	210
3-Pt. Att.	--	--	--	--	--	--	--	--	--	--	--	--	--	--	410	328	387	500	633	516	777	532
3-Pt. Pct.	--	--	--	--	--	--	--	--	--	--	--	--	--	--	.356	.363	.354	.394	.382	.374	.387	.395
FT	473	383	297	419	375	585	540	438	499	442	505	492	486	447	616	467	587	690	713	604	567	495
FTA	689	557	417	581	577	781	753	610	722	657	799	732	750	673	892	696	868	942	975	815	834	721
FT Pct.	.687	.688	.712	.721	.650	.749	.717	.718	.691	.673	.632	.672	.648	.664	.691	.671	.676	.732	.731	.741	.680	.687
Rebounds	1193	1352	931	1118	1031	1242	1133	895	1021	862	998	992	1021	977	1261	1077	1231	1296	1540	1319	1416	1065
Reb. Avg.	45.9	52.0	35.8	39.9	36.8	34.5	37.8	30.9	31.9	29.7	33.3	31.0	29.2	34.9	38.2	35.9	38.5	37.0	40.5	38.8	41.6	34.4
Assists	--	--	269	NA	270	425	404	340	386	448	385	463	518	361	434	407	570	667	819	674	687*	582
Steals	--	--	NA	NA	169	245	143	194	249	247	277	236	232	198	313	271	372	388	467*	358	352	352
Blocks	--	--	--	--	--	147	97	76	95	64	38	55	67	114	142	139	147	172	229	170	129	97
Turnovers	--	--	NA	NA	438	560	459	404	479	431	519	525	538	431	563	433	463	455	575	500	539	451
Fouls	478	465	483	584	507	572	557	553	592	524	556	598	683	656	728	586	654	688	775	614	708	707

**OPPONENTS**

Season	'72-73	'73-74	'74-75	'75-76	'76-77	'77-78	'78-79	'79-80	'80-81	'81-82	'82-83	'83-84	'84-85	'85-86	'86-87	'87-88	'88-89	'89-90	'90-91	'91-92	'93-94	'92-93
Tot. Pts.	2055	2315	1707	1901	1701	2218	1878	1745	1913	1770	1836	1886	2158	1983	2434	1946	2414	2792	3054	2613	2569	2403
Avg. Pts.	79.0	89.0	65.7	67.9	60.8	61.6	62.6	60.2	59.8	61.0	61.2	58.9	61.7	70.8	73.8	64.9	75.4	79.8	80.4	76.9	75.6	77.5
FG	877	1023	693	771	707	942	757	678	767	724	765	752	845	739	886	693	875	1016	1146	959	898	838
FGA	1942	2162	1532	1698	1669	2195	1743	1442	1663	1519	1559	1557	1717	1580	2005	1626	1969	2252	2558	2124	2234	1856
FG Pct.	.452	.473	.452	.454	.424	.429	.434	.470	.461	.477	.491	.483	.492	.468	.442	.426	.444	.451	.448	.452	.402	.452
3-Pt. FG	--	--	--	--	--	--	--	--	--	--	--	--	--	--	106	136	150	190	184	233	217	190
3-Pt. Att.	--	--	--	--	--	--	--	--	--	--	--	--	--	--	314	338	442	472	511	519	732	510
3-Pt. Pct.	--	--	--	--	--	--	--	--	--	--	--	--	--	--	.338	.402	.339	.403	.360	.409	.296	.373
FT	301	269	321	359	287	334	364	389	379	323	306	382	468	505	556	424	514	570	578	462	556	537
FTA	448	398	459	542	423	486	523	563	569	464	495	555	676	761	849	628	753	807	895	707	817	843
FT Pct.	.672	.676	.699	.662	.678	.687	.696	.691	.666	.696	.618	.688	.692	.664	.655	.675	.683	.706	.646	.653	.681	.637
Rebounds	1128	1188	808	878	865	1109	884	839	928	852	820	784	962	1022	1279	989	1246	1399	1554	1196	1377	1270
Reb. Avg.	43.4	45.7	31.1	31.4	30.9	30.8	29.5	28.9	29.0	29.4	27.3	24.5	27.5	36.5	38.8	33.0	38.9	40.0	40.9	35.2	40.5	41.0
Assists	--	--	195	NA	NA	358	300	285	339	310	345	379	450	403	500	358	505	536	592	550	481	482
Steals	--	--	NA	NA	NA	182	144	151	166	186	207	196	197	153	248	164	194	208	257	207	236	185
Blocks	--	--	--	--	--	60	52	62	80	68	92	78	82	71	64	57	76	88	91	119	101	86
Turnovers	--	--	NA	NA	NA	501	342	400	486	514	574	486	541	427	596	525	689	724	854	645	725	680
Fouls	694	544	482	569	543	724	679	605	661	586	676	692	723	612	743	630	725	739	769	659	685	639



**RAZORBACKS**

Season	'94-95	'95-96	'96-97	'97-98	'98-99	'99-00	'00-01	'01-02	'02-03	'03-04	'04-05	'05-06	'06-07	'07-08	'08-09	'09-10	'10-11	'11-12	'12-13	'13-14	'14-15	'15-16
Games	39	33	32	33	34	34	31	29	28	28	30	32	35	35	30	32	31	32	32	34	36	32
Tot. Pts.	*3416	2560	2527	2716	2675	2529	2476	2171	1726	1928	2147	2359	2487	2593	2238	2391	2191	2299	2358	2723	2787	2501
Avg. Pts.	87.6	77.6	79.0	82.3	78.7	74.4	79.9	74.9	61.6	68.9	71.6	73.7	71.1	74.1	74.6	74.7	70.7	71.8	73.7	80.1	77.4	78.2
FG	1223	947	919	984	980	931	881	775	611	678	773	841	881	936	797	829	756	808	852	928	978	883
FGA	2634	2143	2078	2208	2206	2168	1990	1777	1556	1629	1692	1837	1910	2001	1821	1859	1734	1860	1960	2105	2196	1992
FG Pct.	.464	.442	.442	.446	.444	.429	.443	.436	.393	.416	.457	.458	.461	.468	.438	.446	.436	.434	.435	.441	.445	.443
3-Pt. FG	*361	190	274	237	*296	292	273	232	170	180	182	179	212	207	202	201	204	205	192	253	238	216
3-Pt. Att.	917	586	736	671	808	832	741	694	548	573	489	533	613	607	608	579	563	580	639	698	681	544
3-Pt. Pct.	.394	.324	.372	.353	.366	.351	.368	.334	.310	.314	.372	.336	.346	.341	.332	.347	.362	.353	.300	.362	.349	.397
FT	609	476	415	511	419	375	441	389	334	392	419	498	513	514	442	532	475	478	462	614	593	519
FTA	902	763	611	788	632	622	639	598	548	577	632	720	730	758	679	782	683	692	687	846	819	748
FT Pct.	.675	.624	.679	.648	.663	.603	.690	.651	.609	.679	.663	.692	.703	.678	.651	.680	.695	.691	.672	.726	.724	.694
Rebounds	1528	1314	1155	1306	1266	1159	1100	930	1063	967	1022	1118	1234	1274	1129	1103	1063	1082	1120	1222	1290	1186
Reb. Avg.	39.2	39.8	36.1	39.6	37.2	34.1	35.5	32.1	38.0	34.5	34.1	34.9	35.3	36.4	37.6	34.5	34.3	33.8	35.0	35.9	35.8	37.1
Assists	*721	501	509	526	563	458	476	445	275	363	435	495	521	505	390	440	373	436	475	521	579	520
Steals	*445	300	318	356	332	379	365	305	181	220	262	266	240	241	227	232	225	265	295	287	277	236
Blocks	129	147	124	158	147	120	124	99	99	108	156	194	221	182	86	130	182	160	159	189	168	165
Turnovers	633	558	494	548	494	494	451	413	467	386	427	428	532	531	419	439	411	415	372	392	430	357
Fouls	789	678	638	680	633	705	654	654	588	555	555	541	612	662	521	598	561	618	649	706	684	687

**OPPONENTS**

Season	'94-95	'95-96	'96-97	'97-98	'98-99	'99-00	'00-01	'01-02	'02-03	'03-04	'04-05	'05-06	'06-07	'07-08	'08-09	'09-10	'10-11	'11-12	'12-13	'13-14	'14-15	'15-16
Tot. Pts.	3115	2442	2281	2389	2443	2372	2132	2108	1863	1921	1885	2076	2311	2392	2213	2366	2069	2231	2203	2425	2525	2390
Avg. Pts.	79.9	74.0	71.3	72.4	71.9	69.8	68.8	72.7	66.5	68.6	62.8	64.9	66.0	68.3	73.8	73.9	66.7	69.7	68.8	71.3	70.1	74.7
FG	1094	832	801	844	858	799	712	676	618	664	653	752	826	838	796	825	747	793	747	809	869	803
FGA	2503	2074	1886	2010	2056	1873	1763	1591	1475	1529	1591	1806	2009	1967	1791	1910	1813	1827	1726	1983	2031	1844
FG Pct.	.437	.401	.425	.420	.417	.427	.404	.425	.419	.434	.410	.416	.411	.426	.444	.432	.412	.434	.433	.408	.428	.435
3-Pt. FG	312	219	194	220	250	206	180	190	160	180	162	212	225	228	244	233	160	190	203	213	223	231
3-Pt. Att.	858	696	568	619	705	570	590	570	482	531	524	558	683	680	661	626	508	585	566	615	634	644
3-Pt. Pct.	.364	.315	.342	.355	.355	.361	.305	.333	.332	.339	.309	.380	.329	.335	.369	.372	.315	.325	.359	.346	.352	.359
FT	615	559	485	481	477	568	528	566	467	413	417	360	434	488	377	483	415	455	506	594	564	553
FTA	914	838	742	736	721	834	794	810	686	622	630	543	620	700	568	668	571	673	766	852	789	790
FT Pct.	.673	.667	.654	.654	.662	.681	.665	.699	.681	.664	.662	.663	.700	.697	.664	.723	.727	.676	.661	.697	.715	.700
Rebounds	1582	1362	1279	1325	1370	1374	1278	1182	911	1028	995	1111	1148	1127	1079	1187	1153	1204	1201	1340	1281	1187
Reb. Avg.	40.6	41.3	40.0	40.2	40.3	40.4	41.2	40.8	32.5	36.7	33.2	34.7	32.8	32.2	36.0	37.1	37.2	37.6	37.5	39.4	35.6	37.1
Assists	631	490	449	459	493	449	371	384	323	384	354	380	434	443	479	415	369	403	385	391	448	447
Steals	276	275	208	218	197	214	190	168	209	162	199	209	269	234	187	212	184	178	168	185	206	165
Blocks	128	109	78	112	111	97	106	91	109	93	81	120	117	138	150	148	145	153	125	105	104	140
Turnovers	785	650	663	749	618	720	666	571	372	463	508	536	487	517	455	469	446	519	561	579	567	457
Fouls	790	673	581	668	617	623	596	552	509	531	537	617	645	669	575	654	579	593	587	689	696	659

\* Led NCAA || \*\* All-Time NCAA Record

**RAZORBACKS**

Season	'16-17	'17-18
Games	36	35
Tot. Pts.	2855	2819
Avg. Pts.	79.3	80.5
FG	997	1005
FGA	2166	2119
FG Pct.	.460	.474
3-Pt. FG	233	269
3-Pt. Att.	638	679
3-Pt. Pct.	.365	.396
FT	628	540
FTA	825	793
FT Pct.	.761	.681
Rebounds	1297	1207
Reb. Avg.	36.0	34.5
Assists	501	501
Steals	278	218
Blocks	172	163
Turnovers	428	381
Fouls	740	701

**OPPONENTS**

Season	'16-17	'17-18
Tot. Pts.	2659	2647
Avg. Pts.	73.9	75.6
FG	901	872
FGA	2158	2028
FG Pct.	.418	.430
3-Pt. FG	263	301
3-Pt. Att.	792	844
3-Pt. Pct.	.332	.375
FT	594	602
FTA	843	828
FT Pct.	.705	.727
Rebounds	1320	1263
Reb. Avg.	36.7	36.1
Assists	453	477
Steals	278	167
Blocks	172	125
Turnovers	428	490
Fouls	672	682



The 2017-18 Arkansas Razorbacks made its second straight NCAA Tournament appearance, which was the program's 33rd invitation to the Big Dance, and participated in the NCAA postseason for the third time in the last four years.





**When Arkansas Scores 100 (134-5)**

Opponent	Result	Score	Year
U.S. International	W	166-101	12/9/89
Troy State	W	137-70	12/10/96
Montevallo	W	131-63	2/5/94
Baylor	W	131-109	2/29/72
Alcorn State	W	130-68	11/13/09
Texas Southern	W	129-63	12/28/93
Bethune-Cookman	W	128-46	12/4/91
Jackson State	W	126-88	12/29/89
Jackson State	W	124-74	11/22/96
Delaware State	W	123-66	12/11/93
Quincy College	W	123-60	1/2/91
Jackson State	W	123-76	12/21/92
Montevallo	W	122-64	2/25/95
Grambling	W	121-66	12/30/00
Centenary	W	121-94	12/6/94
Missouri	W	120-68	12/2/93
Texas	W	120-89	3/10/91
Loyola-Marymount	W	120-101	3/16/89
Providence	W	118-79	1/23/99
Tulsa	W	118-69	2/25/89
Northwestern State	W	117-78	12/01/15
Auburn	W	117-105	1/15/94
Georgia State	W	117-76	3/15/91
Delaware State	W	117-75	12/26/89
Alcorn State	W	116-75	12/2/95
Northwestern (La.) State	W	115-47	12/20/00
Baylor	W	115-75	3/10/90
Mississippi State	W	115-58	2/20/93
Northeastern Illinois	W	114-56	11/16/97
Ole Miss	W	114-93	1/18/92
Louisiana Tech	W	114-97	12/15/90
Northeast Louisiana	W	114-92	12/31/90
Texas A&M	W	114-100	2/21/90
Texas Tech	W	113-86	1/12/91
Texas A&M	W	113-88	1/23/91
Rice	W	113-108	3/4/72
Longwood	W	112-63	11/18/12
Kansas State	W	112-88	12/1/90
Rice	W	112-87	2/27/88
Southeastern Louisiana	W	111-65	12/3/13
Northwestern (La.) State	W	111-76	12/4/93
Texas A&M	W	111-72	2/23/91
Rice	W	111-68	2/11/76
Ole Miss	W	110-80	3/5/14
Auburn	W	110-92	1/4/91
Oklahoma	W	110-88	11/16/90
Baylor	L	110-111	3/2/71

Opponent	Result	Score	Year
Hardin Simmons	W	110-101	1/7/71
Florida State	W	109-92	1/21/91
Rice	W	109-80	3/9/91
Texas	W	109-100	1/25/90
Alabama-Birmingham	W	109-95	1/27/90
Southern Utah	W	109-76	1/24/89
TCU	W	109-99	2/19/74
Bethune-Cookman	W	108-42	12/2/97
LSU	W	108-105 (OT)	3/2/94
Texas A&M	W	108-61	3/8/91
Rice	W	108-72	3/10/89
Alabama State	W	108-65	12/15/82
TCU	W	108-65	2/10/79
TCU	W	108-77	3/5/64
Portland State	W	107-69	11/18/05
Jackson State	W	107-78	11/22/00
Auburn	W	107-83	2/21/98
Vanderbilt	W	107-70	11/14/90
Houston	W	107-79	3/5/89
Pittsburg (Kan.) State	W	107-82	12/10/70
LSU	W	106-92	3/3/92
Baylor	W	106-74	2/26/91
Morgan State	W	106-57	12/13/86
Baylor	W	106-71	3/2/85
Rice	W	106-81	2/9/74
LSU	W	105-81	1/31/95
Kentucky	W	105-88	1/25/92
UNLV	L	105-112	2/10/91
South Alabama	W	105-90	11/29/89
Texas	W	105-82	2/8/89
Florida State	L	105-112 (OT)	1/18/89
Rice	W	105-79	3/3/73
Oral Roberts	W	104-69	12/19/17
UTSA	W	104-71	1/4/14
Auburn	W	104-88	2/24/99
Missouri	W	104-93	12/5/95
Alabama-Birmingham	W	104-72	1/30/91
Rice	W	104-80	3/3/90
Missouri-St. Louis	W	104-78	1/6/73
TCU	W	104-94	3/5/63
Rice	W	104-84	1/30/62
Ole Miss	W	104-72	1953
Alabama State	W	103-48	12/31/97
North Carolina A&T	W	103-49	11/30/95
Jackson State	W	103-87	11/30/94
Tulsa	W	103-84	3/25/94
Texas	W	103-96 (OT)	2/4/90

Opponent	Result	Score	Year
South Alabama	W	103-71	1/2/89
Kansas	W	103-86	12/6/86
SMU	W	103-96	2/24/73
Rice	W	103-95	2/5/72
UConn	W	102-67	11/26/17
UT Martin	W	102-56	12/19/13
Prairie View A&M	W	102-50	12/18/04
Alcorn State	W	102-59	12/28/99
Texas-Arlington	W	102-95	11/22/99
Tennessee	W	102-96	3/6/98
Alabama	W	102-81	2/16/94
Oregon	W	102-75	11/26/89
Eastern New Mexico	W	102-55	12/30/75
Rockhurst	W	102-72	12/9/71
Mississippi State	W	102-71	1953
Bucknell	W	101-73	11/12/17
Auburn	W	101-87	2/10/15
Northern Arizona	W	101-75	3/12/96
Iowa	W	101-92	12/30/94
Tulsa	W	101-87	12/23/92
Kentucky	W	101-94	2/10/93
South Alabama	W	101-82	12/30/91
LSU	W	101-90	1/11/92
South Alabama	W	101-91	12/11/90
Texas	W	101-89	1/10/91
Alcorn State	W	101-55	12/15/87
Sedalia (Mo.) AAB	W	101-73	1946
Northwestern State	W	100-94	12/28/14
Maryland-Eastern Shore	W	100-40	1/2/01
Texas A&M	W	100-84	1/20/90
Houston	W	100-89	1/22/90
Texas Tech	W	100-77	2/7/90
North Texas	W	100-77	12/30/98
Louisville	W	100-83	12/9/97
Ole Miss	W	100-87	2/5/98
Ole Miss	W	100-83	3/7/92
Rice	W	100-87	2/2/91
Texas	W	100-76	3/12/89
TCU	W	100-60	2/11/89
Texas A&M	W	100-97 (20T)	2/24/87
TCU	W	100-65	1/17/76
MacMurray (Ill.)	W	100-66	1/4/75
Western Kentucky	L	100-102	12/3/73
Texas A&M	W	100-89	1/22/72
Oklahoma	L	100-115	1/5/71

**LARGEST WINNING MARGINS**

Margin	Opponent	Score	Date
1. 82	Bethune-Cookman	128-46	12/04/91
2. 74	at Ozark Athletic Club	81-7	1925-26
3. 68	Northwestern (La.) State	115-47	12/20/00
68	Montevallo	131-63	02/05/94
5. 67	Troy State	137-70	12/10/96
6. 66	Bethune-Cookman	108-42	12/02/97
66	Texas Southern	129-63	12/28/93
66	Baylor	94-28	1944-45
9. 65	U.S. International	166-101	12/09/89
10. 64	Sedalia AAB	101-37	1945-46
11. 63	Quincy College (PB)	123-60	01/02/97
12. 62	Alcorn State	130-68	11/13/68
13. 61	Fort Smith High School Faculty	69-8	1923-24
14. 60	Maryland-Eastern Shore	100-40	01/02/01
60	Baylor	90-30	1944-45

**LARGEST LOSING MARGINS**

Margin	Opponent	Score	Date
1. 51	at Ole Miss	117-66	12/10/73
2. 40	at Mississippi State	79-39	1951-52
3. 38	Parks Clothiers AAU	66-28	1938-39
4. 37	at Kentucky	76-39	1948-49
5. 35	at Cincinnati	92-57	01/18/97
35	Cincinnati	97-62	1957-58
7. 34	at Baylor	110-76	01/24/70
8. 33	at Texas	79-46	01/04/11
9. 32	at Mississippi State	78-46	02/09/16
32	at Florida	75-43	01/22/11
32	Pittsburgh (Honolulu, Hawaii)	114-82	12/29/86

**LARGEST SEC WINNING MARGINS**

Margin	Opponent	Score	Date
1. 57	Mississippi State	115-58	02/20/93
2. 36	Auburn	95-59	01/22/05
3. 35	LSU	87-52	02/10/10
4. 34	Mississippi State	98-64	01/21/97
5. 33	at Missouri	94-61	01/12/16
33	Auburn	75-42	02/11/97
7. 30	Ole Miss	110-80	03/05/14
8. 29	Alabama	87-58	01/20/01
9. 27	Alabama	88-61	01/06/07
10. 26	Mississippi State	96-70	01/23/13
26	LSU	87-61	2/20/08
26	South Carolina	79-53	01/22/94
26	Ole Miss	87-61	01/05/94
14. 25	LSU	82-57	01/11/97
15. 24	Auburn	107-83	02/21/98
24	LSU	105-81	01/31/95
17. 23	Vanderbilt	56-33	01/12/13
23	Ole Miss	69-46	01/05/05
23	Tennessee	77-54	02/05/97
20. 22	Georgia	89-67	03/01/09
22	Auburn	74-52	02/04/04
22	LSU	86-64	01/27/99
22	at Ole Miss	85-63	02/27/93
24. 21	Alabama	102-81	02/16/94
21	at Ole Miss	114-93	01/18/92
21	Mississippi State	99-78	01/15/92

**LARGEST SEC LOSING MARGINS**

Margin	Opponent	Score	Date
1. 32	at Mississippi State	78-46	02/09/16
32	at Florida	75-43	01/22/11
3. 31	at Kentucky	101-70	01/23/10
4. 30	at Missouri	93-63	03/05/13
30	Florida	98-68	02/18/12
30	at Mississippi State	84-54	02/08/03
7. 29	vs. LSU (New Orleans, La.)	85-56	03/13/03
8. 25	at Alabama	83-58	03/08/14
25	at Mississippi State	80-55	01/15/05
25	at Auburn	101-76	01/06/96
11. 24	at Mississippi State	84-60	02/14/07



Lee Mayberry set the program record for games played with 139 and also made a record 96 straight starts along the way.

**Individual**

**Consecutive Games Started**

96, Lee Mayberry (11/27/88 - 02/23/91)

**Most Games Played in a Career**

139, Lee Mayberry (89-92)

**Consecutive Free Throws Made**

48, Rickey Medlock (12/21/74 - 03/04/75, 20 games)

**Consecutive Games with a 3-Point Field Goal**

60, Pat Bradley (1997-98)

**Most Points in Consecutive Games**

82, Martin Terry  
35 at TCU (02/20/73)  
47 vs. SMU (02/24/73)

**Double-Doubles in a Career**

42, Dean Tolson (1972-74)  
36, Joe Kleine (1983-85)  
34, Derek Hood (1996-99)

**Double-Doubles in a Season**

18, Derek Hood (1999)  
16, Moses Kingsley (2016); Dean Tolson (1974)  
15, Joe Kleine (1984); Dean Tolson (1973)

**Consecutive Double-Doubles**

9, Dean Tolson (02/02/74 - 03/02/74)  
6, Derek Hood (02/20/99 - 03/07/99)

**Triple-Doubles**

Alvin Robertson  
23 pts, 11 rbs, 10 ast at Texas - W, 70-66 (01/19/84)  
Courtney Fortson  
20 pts, 10 rbs, 11 ast vs. NC Central - W, 98-70 (12/10/08)

**Team**

**All-Time Record**

1,670-939 (.640), 95 seasons

**All-Time Conference Record**

820-538 (.604)

**All-Time SEC Record**

235-209 (.529), 27 seasons

**All-Time SWC Record**

585-329 (.640), 68 seasons

**All-Time Conference Tournament Record**

49-36 (.576)

**All-Time SEC Tournament Record**

26-26 (.500)

**All-Time SWC Tournament Record**

23-10 (.697)

**All-Time NCAA Tournament Record**

42-32 (.568)

**All-Time Record as a Ranked Team**

Overall: 389-108 (.782)  
Home: 172-13 (.930)  
Away: 108-52 (.675)  
Neutral: 109-43 (.717)

**All-Time Record as a Top 10 Ranked Team**

Overall: 190-43 (.815)  
Home: 80-4 (.952)  
Away: 47-21 (.691)  
Neutral: 63-18 (.778)

**All-Time Record as a Top Five Team**

Overall: 113-24 (.825)  
Home: 52-1 (.981)  
Away: 28-15 (.651)  
Neutral: 33-8 (.805)

**All-Time Record as the No. 1-Ranked Team**

Overall: 16-4 (.800)  
Home: 8-0 (1.000)  
Away: 6-2 (.750)  
Neutral: 2-2 (.500)

**All-Time Record vs. Ranked Teams**

Overall: 94-134 (.412)  
Home: 49-27 (.645)  
Away: 13-55 (.191)  
Neutral: 32-52 (.381)

**All-Time Record vs. Top 10 Teams**

Overall: 24-55 (.304)  
Home: 17-7 (.708)  
Away: 2-24 (.077)  
Neutral: 5-24 (.172)

**All-Time Record vs. Top Five Teams**

Overall: 16-36 (.308)  
Home: 9-4 (.692)  
Away: 1-16 (.059)  
Neutral: 6-16 (.273)

**All-Time Record vs. No. 1 Ranked Teams**

Overall: 1-9 (.100)  
Home: 0-1 (.000)  
Away: 0-3 (.000)  
Neutral: 1-5 (.167)

**All-Time Record in Top 25 Matchups**

Overall: 38-43 (.469)  
Home: 13-4 (.765)  
Away: 3-15 (.167)  
Neutral: 22-24 (.478)

**Barnhill Arena All-Time Record**

304-94 (.764)

**Bud Walton Arena All-Time Record**

347-79 (.815)

**All-Time Record at Little Rock/North Little Rock, Ark.**

86-26 (.768)

**All-Time Record at Pine Bluff, Ark.**

28-2 (.933)

**Consecutive Winning Seasons**

26 (1924-49)

**Consecutive Non-Losing Seasons**

28 (1924-51)

**Consecutive Season-Opening Wins**

25 (1924-48)

**Longest Winning Streak**

31 Games (1927-29)

**Consecutive Conference Wins**

21 (1926-29)

**Consecutive Conference Losses**

9 (1970-71)

**Fewest Wins**

5 (69-70, 70-71)

**Fewest Losses**

1 (27-28, 28-29)

**Fewest Points**

519 (16 games 1926-27)  
643 (20 games or more 1929-30)

**Greatest Scoring Margin**

19.2 (90-91)

**Lowest Scoring Average**

28.0 (29-30, 643 in 23 games)

**Worst Winning Percentage**

.192 (5 wins 21 losses, 1970-71)

**Most Points Allowed**

3115 (1994-95; 39 games)

**Fewest Points Allowed**

374 (16 games; 1926-27)  
448 (20 games or more 1925-26)

**Longest Losing Streak**

10 games (1970-71)

**Fewest Personal Fouls**

434 (1965-66)

**Fewest Rebounds**

862 (1981-82)

**Smallest Margin of Victory**

69 one-point games  
(Last game 73-72 vs. Ole Miss, 03/10/17)

**Smallest Margin of Defeat**

63 one-point games  
(Last game 86-85 at Missouri, 2/13/14)

**Most Points in a Loss**

110 vs. Baylor (111) OT, 3/2/71

**All-Time Overtime Record**

49-38, .563 (8-2 in 2 OT; 0-1 in 3OT)

**Last OT Game**

Arkansas 95, Tennessee 93, 12/30/17

**Last 2 OT Game**

Arkansas 80, at Georgia 77, 01/23/18

**Last 3 OT Game**

Houston 90, Arkansas 84, 2/9/80

**Most OT Games in a Season**

5, 2x, last in 2015-16 (2 wins, 3 losses)

**Most Points Opponent Floor**

117 (Arkansas 117, Auburn 105, 1/15/94)

**Most Points Neutral Floor**

120 (Arkansas 120, Texas 89, 3/10/91; Arkansas 120, Loyola-Marymount 101, 3/16/89)

**Most Points 1st Half**

78 vs. US International, 12/9/89

**Most Points 2nd Half**

88 vs. US International, 12/9/89

**Most Points in OT**

19 vs. LSU, 3/3/92; Arkansas 106, LSU 92

**Fewest Points, Both Teams**

28 (SMU 17, Arkansas 11 in 1923)

**Fewest Points Allowed**

6 (Arkansas 64, Fort Smith National Guard 6 in 1925)

**Modern Record for Fewest Points Allowed (since 1935)**

14 (Arkansas 39, Baylor 14 in 1936)

**Fewest Turnovers**

3 at Missouri, 1/24/15



**NCAA Tournament Results (42-32, .568)**

33 NCAA Tournament bids [32 appearances]

**2018 EAST REGIONAL**

1st rnd: Butler 79, Arkansas 62

**2017 SOUTH REGIONAL**1st rnd: Arkansas 77, Seton Hall 71  
2nd rnd: North Carolina 72, Arkansas 65**2015 WEST REGIONAL**2nd rnd: Arkansas 56, Wofford 53  
3rd rnd: North Carolina 87, Arkansas 78**2008 EAST REGIONAL**1st rnd: Arkansas 86, Indiana 74  
2nd rnd: North Carolina 108, Arkansas 77**2007 EAST REGIONAL**

1st rnd: Southern California 77, Arkansas 60

**2006 OAKLAND REGIONAL**

1st rnd: Bucknell 59, Arkansas 55

**2001 WEST REGIONAL**

1st rnd: Georgetown 63, Arkansas 61

**2000 SOUTH REGIONAL**

1st rnd: Miami (Fla.) 75, Arkansas 71

**1999 WEST REGIONAL**1st rnd: Arkansas 94, Siena 80  
2nd rnd: Iowa 82, Arkansas 72**1998 WEST REGIONAL**1st rnd: Arkansas 74, Nebraska 65  
2nd rnd: Utah 69, Arkansas 65**1996 EAST REGIONAL**1st rnd: Arkansas 86, Penn State 80  
2nd rnd: Arkansas 65, Marquette 56  
Regional Semifinal (Sweet 16)  
Massachusetts 79, Arkansas 63**1995 MIDWEST REGIONAL**1st rnd: Arkansas 79, Texas Southern 78  
2nd rnd: Arkansas 96, Syracuse 94 (OT)  
Regional Semifinal (Sweet 16)  
Arkansas 96, Memphis 91 (OT)  
Regional Final (Elite Eight)  
Arkansas 68, Virginia 61**FINAL FOUR****Semifinal**

Arkansas 75, North Carolina 68

**Championship Game**

UCLA 89, Arkansas 78

**NATIONAL RUNNER-UP****1994 MIDWEST REGIONAL**1st rnd: Arkansas 94, North Carolina A&T 79  
2nd rnd: Arkansas 85, Georgetown 73  
Regional Semifinal (Sweet 16)  
Arkansas 103, Tulsa 84  
Regional Final (Elite Eight)  
Arkansas 76, Michigan 68**FINAL FOUR****Semifinal**

Arkansas 91, Arizona 82

**Championship Game**

Arkansas 76, Duke 72

**NATIONAL CHAMPION****1993 EAST REGIONAL**1st rnd: Arkansas 94, Holy Cross 64  
2nd rnd: Arkansas 80, St. John's 74  
Regional Semifinal (Sweet 16)  
North Carolina 80, Arkansas 74**1992 MIDWEST REGIONAL**1st rnd: Arkansas 80, Murray State 60  
2nd rnd: Memphis State 82, Arkansas 80**1991 SOUTHEAST REGIONAL**1st rnd: Arkansas 117, Georgia State 76  
2nd rnd: Arkansas 97, Arizona State 90  
Regional Semifinal (Sweet 16)  
Arkansas 93, Alabama 70  
Regional Final (Elite Eight)  
Kansas 93, Arkansas 81**1990 MIDWEST REGIONAL**1st rnd: Arkansas 68, Princeton 64  
2nd rnd: Arkansas 86, Dayton 84  
Regional Semifinal (Sweet 16)  
Arkansas 96, North Carolina 73  
Regional Final (Elite Eight)  
Arkansas 88, Texas 85**FINAL FOUR****Semifinal**

Duke 97, Arkansas 83

**1989 MIDWEST REGIONAL**1st rnd: Arkansas 120, Loyola-Marymount 101  
2nd rnd: Louisville 93, Arkansas 74**1988 SOUTHEAST REGIONAL**

1st rnd: Villanova 82, Arkansas 74

**1985 WEST REGIONAL**1st rnd: Arkansas 63, Iowa 54  
2nd rnd: St. John's 68, Arkansas 65**1984 EAST REGIONAL**

2nd rnd: Virginia 53, Arkansas 51 (OT)

**1983 MIDEAST REGIONAL**2nd rnd: Arkansas 78, Purdue 68  
Regional semifinal (Sweet 16)  
Louisville 65, Arkansas 63**1982 MIDWEST REGIONAL**

2nd rnd: Kansas State 65, Arkansas 64

**1981 MIDWEST REGIONAL**1st rnd: Arkansas 73, Mercer 67  
2nd rnd: Arkansas 74, Louisville 73  
Regional Semifinal (Sweet 16)  
LSU 72, Arkansas 56**1980 MIDWEST REGIONAL**

1st rnd: Kansas State 71, Arkansas 53

**1979 MIDWEST REGIONAL**2nd rnd: Arkansas 74, Weber State 63  
Regional Semifinal (Sweet 16)  
Arkansas 73, Louisville 62  
Regional Final (Elite Eight)  
Indiana State 73, Arkansas 71**1978 FAR WEST REGIONAL**1st rnd: Arkansas 73, Weber State 52  
Regional Semifinal (Sweet 16)  
Arkansas 74, UCLA 70  
Regional Final (Elite Eight)  
Arkansas 61, California St.-Fullerton 58**FINAL FOUR****Semifinal**

Kentucky 64, Arkansas 59

**Third-Place Game**

Arkansas 71, Notre Dame 69

**1977 MIDWEST REGIONAL**

1st rnd: Wake Forest 86, Arkansas 80

**1958 WEST REGIONAL**Regional Final (Elite Eight)  
Oklahoma State 65, Arkansas 40  
Regional Consolation  
Cincinnati 97, Arkansas 62**1949 WESTERN REGIONAL**Regional Final (Elite Eight)  
Oregon State 56, Arkansas 38  
Regional Consolation  
Arkansas 64, Wyoming 40**1945 WESTERN REGIONAL**Regional Final (Elite Eight)  
Arkansas 79, Oregon 76**FINAL FOUR**

Oklahoma A&amp;M 68, Arkansas 41

**1941 WESTERN REGIONAL**Regional Final (Elite Eight)  
Arkansas 52, Wyoming 40**FINAL FOUR****Semifinal**

Washington State 64, Arkansas 53

*\*Arkansas received a bid in 1944 but was unable to participate due to an automobile accident prior to the tournament.***National Invitation Tournament Results (5-4, .556)**2014 at Arkansas 91, Indiana State 71  
at California 75, Arkansas 64 (2nd round)1997 at Arkansas 101, Northern Arizona 75  
at Arkansas 76, Pittsburgh 71 (2nd round)  
at Arkansas 86, Nevada-Las Vegas 73 (quarterfinals)  
**FINAL FOUR** (New York, N.Y.)  
Michigan 77, Arkansas 62 (semifinals)  
Connecticut 74, Arkansas 64 (3rd place)1987 at Arkansas 67, Arkansas St. 64 (OT)  
at Nebraska 78, Arkansas 71 (2nd round)**Preseason NIT Results (4-2, .667)**2002 at Arkansas 64, Maine 47  
Wake Forest 76, at Arkansas 711991 at Arkansas 107, Vanderbilt 70  
at Arkansas 110, Oklahoma 88  
**FINAL FOUR** (New York, N.Y.)  
Arkansas 98, Duke 88 (semifinals)  
Arizona 89, Arkansas 77 (finals)

**Individual Records****Points**

Single-Game: 34, Mario Credit vs. Loyola-Marymount, March 16, 1989  
 Career: 291, Corliss Williamson (1993-95) (15 games)

**Field Goals Made**

Single-Game: 14, Mario Credit vs. Loyola-Marymount, March 16, 1989 (21 attempts)  
 14, Todd Day vs. Alabama, March 21, 1991 (24 attempts)  
 Career: 123, Corliss Williamson (1993-95) (207 attempts; 15 games)

**Field Goals Attempted**

Single-Game: 24, Todd Day vs. Alabama, March 21, 1989 (14 made)  
 24, Corliss Williamson vs. Duke, April 4, 1994 (10 made)  
 Career: 207, Corliss Williamson (1993-95) (123 made; 15 games)

**Field Goal Percentage (min 8 attempts)**

Single-Game: 1.000, Steve Schall vs. Weber State, March 11, 1979 (9-9)  
 .889, Michael Qualls vs. Wofford, March 19, 2015 (8-9)

**Free Throws Attempted**

Single-Game: 14, Sidney Moncrief vs. Louisville, March 15, 1979 (13 made)  
 14, Darrell Walker vs. Purdue, March 19, 1983 (7 made)  
 Career: 82, Corliss Williamson (1993-95) (57 made; 15 games)

**Free Throws Made**

Single-Game: 13, Sidney Moncrief vs. Louisville, March 15, 1979 (14 attempts)  
 Career: 57, Corliss Williamson (1993-95) (82 attempts; 15 games)

**Free Throw Percentage (min 8 attempts)**

Single-Game: 1.000, Scott Hastings (8-8) vs. Louisville, March 14, 1981  
 .909, Michael Qualls (10-11) vs. North Carolina, March 21, 2015  
 Career: .901, Darrell Hawkins, 20-22 (1989-90, '91-92) (9 games)

**Assists**

Single-Game: 12, Keith Wilson vs. Loyola-Marymount, March 16, 1989  
 Career: 69, Lee Mayberry (1989-92) (13 games)

**Steals**

Single-Game: 8, Alvin Robertson vs. Purdue, March 19, 1983  
 8, Alvin Robertson vs. Virginia, March 18, 1984  
 Career: 31, Lee Mayberry (1989-92) (13 games)

**Blocks**

Single-Game: 5, Corliss Williamson vs. Tulsa, March 25, 1994  
 Career: 23, Oliver Miller (1989-92) (13 games)

**Turnovers**

Single-Game: 10, Jim Counce vs. Wake Forest, March 12, 1977

**Minutes Played**

Single-Game: 45, Joe Kleine and Alvin Robertson vs. Virginia, March 18, 1984  
 Career: 483, Corliss Williamson (1993-95) (15 games)

**Team Records****Points**

Most: 120, vs. Loyola-Marymount, March 16, 1989  
 Least: 38, vs. Oregon State, 1949

**Field Goals Attempted**

Most: 98, vs. Louisville, March 18, 1989 (35 made)  
 Least: 42, vs. Virginia, March 18, 1984 (20 made)

**Field Goals Made**

Most: 47, vs. Loyola-Marymount, March 16, 1989 (81 attempts)  
 Least: 13, vs. Oregon State, March 18, 1949 (63 attempts)

**Field Goal Percentage**

High: .680, vs. Wake Forest, March 12, 1977 (31-63)  
 Low: .206, vs. Oregon State, March 18, 1949 (13-63)

**Free Throws Made**

Most: 31, vs. Georgia State, March 15, 1991 (42 attempts)  
 Least: 3, vs. Cal State-Fullerton, March 18, 1978 (6 attempts)

**Free Throws Attempted**

Most: 42, vs. Georgia State, March 15, 1991 (31 made)  
 Least: 6, vs. Cal State-Fullerton, March 18, 1978 (3 made)

**Free Throw Percentage (min 10 attempts)**

High: .905, vs. Nebraska, March 12, 1998 (19-21)  
 Low: .425, vs. Mercer, March 12, 1981 (19-40)

**Assists**

Most: 32, vs. Georgia State, March 15, 1991  
 Least: 3, vs. Villanova, March 18, 1988

**Steals**

Most: 18, vs. Holy Cross, March 18, 1993  
 Least: 0, vs. Indiana State, March 17, 1979

**Blocks**

Most: 8, vs. Georgia State, March 15, 1991  
 Least: 0, twice

**Turnovers**

Most: 25, vs. Massachusetts, March 21, 1996  
 Least: 7, vs. St. John's, March 20, 1993

**Opponent Single-Game Team Records****Points**

Most: 108, vs. N. Carolina, March 23, 2008  
 Least: 40, vs. Wyoming, 1941

**Field Goals Attempted**

Most: 98, vs. Loyola-Marymount, March 16, 1989 (35 made)  
 Least: 39, vs. St. John's, March 16, 1985 (23 made)

**Field Goals Made**

Most: 44, vs. N. Carolina, March 23, 2008 (65 attempts)  
 Least: 15, vs. Marquette, March 21, 1996 (56 attempts)

**Field Goal Percentage**

High: .677, vs. N. Carolina, March 23, 2008 (44-65)  
 Low: .268, vs. Marquette, March 16, 1996 (15-56)

**Free Throws Made**

Most: 29, vs. North Carolina, March 21, 2015 (37 attempts)  
 Least: 2, vs. UCLA, March 16, 1978 (8 attempts)

**Free Throws Attempted**

Most: 39, vs. Duke, March 31, 1990 (28 made)  
 Least: 5, vs. Virginia, March 18, 1984 (3 made)

**Free Throw Percentage**

High: .920, vs. Southern California, March 16, 2007 (23-25)  
 Low: .250, vs. UCLA, March 16, 1978 (2-8)

**Assists**

Most: 28, vs. Louisville, March 18, 1989; North Carolina, March 23, 2008  
 Least: 7, vs. Utah, March 14, 1998

**Steals**

Most: 16, vs. North Carolina A&T, March 18, 1994  
 Least: 0, several times

**Blocks**

Most: 8, vs. Louisville, March 14, 1981  
 Least: 0, several times

**Turnovers**

Most: 32, vs. Georgia St., March 15, 1991  
 Least: 7, vs. Indiana State, March 17, 1979; North Carolina, March 23, 2008; Wofford, March 19, 2015





**ALL-TIME SERIES STANDINGS**

Air Force	1-1	Rider College	0-1
Akron	0-1	Robert Morris	1-1
Alabama	33-28	Rockhurst	3-2
Alabama A&M	1-0	St. John's	1-0
Alabama-Birmingham	2-2	Iona	1-0
Alabama State	8-0	Iowa	2-3
Alaska-Anchorage	1-0	Iowa State	1-4
Alcorn State	5-0	Jackson State	12-0
Albright (Pa.)	0-1	Jacksonville State	1-0
American University (PR)	0-1	Jacksonville Univ.	1-0
Appalachian State	1-1	Kansas	5-8
Arizona	6-2	Kansas State	3-7
Arizona State	1-1	Kent State	1-0
Arkansas State	5-0	Kentucky	11-31
Arkansas Tech	1-0	Kentucky Wesleyan	0-1
Auburn	34-18	Lamar Tech	1-0
Austin Peay	3-0	LaSalle	0-1
Baptist College	1-0	Lipscomb	1-0
Baylor	94-47	Long Island	0-1
Bethune-Cookman	3-0	Longwood	1-0
Biscayne	1-0	Louisiana-Lafayette	2-1
Boise State	1-0	Louisiana-Monroe	8-1
Brigham Young	0-1	Louisiana State (LSU)	35-30
Bucknell	1-1	Louisiana Tech	6-0
Butler	0-2	Louisville	3-4
California	1-2	Loyola (Calif.)	3-0
California-Davis	1-0	Loyola (Chicago)	0-1
Cal State-Bakersfield	1-0	Loyola (New Orleans)	1-0
Cal State-Fullerton	1-0	MacMurray (Ill.)	1-0
California Hayward	1-0	Maine	1-0
Canisius (N.Y.)	0-1	Marist	1-0
Centenary	21-4	Maryland	1-2
Central Arkansas	4-0	Maryland-Eastern Shore	1-0
Central Florida	1-0	Marquette	1-0
Central Michigan	1-0	Massachusetts	0-2
Central Missouri College	1-0	McNeese State	1-0
Central Missouri State	3-0	Memphis	11-10
Central Oklahoma State	2-0	Mercer	4-1
Chaminade	1-0	Mexico University	1-0
Charleston Southern	1-0	Miami, Florida	0-1
Charlotte	1-0	Michigan	3-4
Chicago State	1-0	Michigan State	0-2
Cincinnati	1-3	Milwaukee	1-0
City College, NY	2-0	Minnesota	4-2
Clemson	2-1	Mississippi (Ole Miss)	47-32
Coastal Carolina	2-0	Mississippi College	1-0
College of Charleston	1-0	Mississippi State	33-28
College of Ozarks	3-0	Mississippi Valley State	5-0
Colorado State	1-0	Missouri	26-23
Connecticut	1-3	Missouri State	18-6
Cornell	0-1	Missouri-Kansas City	1-0
Creighton	1-1	Missouri-St. Louis	4-1
Culver-Stockton (Mo.)	1-0	Missouri Western	1-0
Dayton	2-1	Montevallo	3-0
Delaware State	6-0	Morgan State	1-1
Denver University	1-0	Mount St. Mary's	1-0
DePaul	0-1	Murray State	4-2
Drake	1-0	Nebraska	6-2
Drury College	10-1	Nevada-Las Vegas	1-2
Duke	2-1	New Mexico State	2-0
East Central Oklahoma	3-0	New York University	0-3
Eastern Kentucky	2-0	Nicholls State	1-0
Eastern Michigan	1-0	North Carolina	3-7
East New Mexico	1-0	North Carolina A&T	3-0
East Tennessee State	1-1	North Carolina Central	1-0
Elon	1-0	North Carolina-Greensboro	1-0
Evansville	1-0	North Carolina State	0-1
Florida	13-22	North Dakota State	1-0
Florida A&M	4-0	North Florida	2-0
Florida Gulf Coast	1-0	Northern Arizona	1-0
Florida State	1-1	North Texas	14-0
Fordham	1-1	Northeastern Illinois	1-0
Fort Wayne	1-0	NE Oklahoma State	24-0
Fresno State	2-0	NW Oklahoma State	1-0
Gardner-Webb	1-0	Northwestern (La.) State	10-1
Georgetown	2-2	Notre Dame	1-0
Georgia	22-15	Oakland	2-0
Georgia Southern	1-0	Ohio State	3-0
Georgia State	2-0	Oklahoma	16-12
Georgia Tech	1-4	Oklahoma State	15-37
Gonzaga	0-1	Oklahoma City	8-4
Grambling	5-0	Oral Roberts	10-2
Hardin-Simmons	3-1	Oregon	3-0
Hartford	1-0	Oregon State	0-1
Hawaii	2-0	Ouachita Baptist	1-0
Hendrix	8-0	Penn State	1-0
High Point	1-0	Pepperdine	1-0
Hofstra	2-0	Pittsburg (Kan.) State	15-8
Holy Cross	1-0	Pittsburgh	2-2
Houston	22-18	Portland State	1-0
Idaho State	0-2	Prairie View A&M	1-0
Illinois	0-5	Princeton	1-0
		Providence	1-2
		Purdue	1-1
		Quincy College	1-0
		Radford	1-0
		Rice	101-40

**ALL-TIME SERIES RESULTS**

<b>Air Force</b>			
Series Tied.....	1-1		
Away.....	0-1		
Neutral.....	1-0		
1975-76	L 59-58	A	
1976-77	W 72-54	N (LR)	
<b>Akron</b>			
Arkansas trails.....	0-1		
Home.....	0-1		
2015-16	L 88-80	H	
<b>Alabama</b>			
Arkansas leads.....	33-28		
• Since Ark. joined SEC in '91-92; Ark leads 27-24			
Home.....	18-6		
Away.....	7-20		
Neutral.....	8-2		
1947-48	W 42-35	N (Memphis)	
1949-50	W 41-33	N (Okl. City)	
1950-51	W 46-34	N (Okl. City)	
1954-55	L 84-67	N (Houston)	
1960-61	W 83-76	N (LR)	
1967-68	L 82-65	N (LR)	
1968-69	W 52-48	N (LR)	
1986-87	L 87-76	A	
1987-88	W 80-55	N (LR)	
1990-91	W 93-70	N (Charlotte)	
1991-92	L 65-63	A	
	W 90-87	H	
	L 90-89	N (Birmingham)	
1992-93	W 74-66	H	
	L 93-82	A	
1993-94	L 66-64	A	
	W 102-81	H	
1994-95	L 88-70	H	
	W 86-80	A	
	W 69-58	N (Atlanta)	
1995-96	W 71-63	A	
	L 98-89	H	
1996-97	W 72-68	A	
	W 73-53	H	
1997-98	W 77-70	H	
	L 65-63	A	
1998-99	L 67-60	H	
	L 84-79	A	
1999-00	L 73-64	A	
	W 81-66	H	
2000-01	W 87-58	H	
	W 66-63	A	
2001-02	L 109-94	A	
	W 67-59	H	
2002-03	L 61-51	A	
	W 81-70	H	
2003-04	L 81-65	A	
	L 72-68 (OT)	H	
2004-05	L 64-61	H	
	L 72-63	A	
2005-06	L 78-75 (OT)	A	
	W 65-63	H	
2006-07	W 88-61	H	
	W 63-57	A	
2007-08	W 71-67 (OT)	H	
	L 59-56	A	
2008-09	W 89-80	H	
	L 88-67	A	
2009-10	W 71-59	H	
	L 73-68	A	
2010-11	W 70-65	N (Atlanta)	
	L 69-56	H	
2011-12	L 72-66	A	
	L 79-68	H	
2012-13	L 59-56	A	
2013-14	W 65-58	H	
	L 83-58	A	
2014-15	W 93-91 (OT)	H	
2015-16	W 62-61	H	
2016-17	W 87-68	A	
2017-18	W 76-73	A	
<b>Alabama A&amp;M</b>			
Arkansas leads.....	1-0		
Home.....	1-0		
2012-13	W 95-68	N (NLR)	
<b>Alabama-Birmingham (UAB)</b>			
Arkansas leads.....	2-2		
Home.....	1-2		
Away.....	1-0		
1989-90	W 109-95	A	
1990-91	W 104-72	H	
2009-10	L 73-72	H	
2010-11	L 70-65 (OT)	N (NLR)	
<b>Alabama State</b>			
Arkansas leads.....	8-0		
Home.....	6-0		
Neutral.....	2-0		
1982-83	W 108-65	H	
1983-84	W 86-80	H	
1985-86	W 87-69	N (LR)	
1991-92	W 96-80	N (PB)	
1997-98	W 103-48	H	
1998-99	W 73-43	H	
2009-10	W 76-51	H	
2014-15	W 97-79	H	
<b>Alaska-Anchorage</b>			
Arkansas leads.....	1-0		
Neutral.....	1-0		
1980-81	W 92-58	N (PB)	
<b>Alcorn State</b>			
Arkansas leads.....	4-0		
Home.....	4-0		
1987-88	W 101-55	H	
1995-96	W 116-75	H	
1999-00	W 102-59	H	
2009-10	W 130-68	H	
2012-13	W 97-59	H	
<b>Albright (Pa.)</b>			
Albright leads.....	1-0		
Away.....	0-1		
1943-44	L 47-40	A	
<b>American University (PR)</b>			
Arkansas trails.....	0-1		
Away.....	0-1		
1997-98	L 64-59	A	
<b>Appalachian State</b>			
Series tied.....	1-1		
Home.....	1-0		
Neutral.....	0-1		
2007-08	L 74-67	N (NLR)	
2009-10	W 81-72 (OT)	H	
<b>Arizona</b>			
Arkansas leads.....	6-2		
Home.....	2-1		
Away.....	1-0		
Neutral.....	3-1		
1948-49	W 65-44	H	
1952-53	W 68-51	N (Dallas)	
1966-67	W 65-61	N (Los Angeles)	
1990-91	L 89-77	N (New York)	
1991-92	W 65-59	H	
1992-93	W 86-80	A	
1993-94	W 91-82	N (Charlotte)	
1995-96	L 83-73	H	
<b>Arizona State</b>			
Series tied.....	1-1		
Neutral.....	1-1		
1990-91	W 97-90	N (Atlanta)	
2012-13	L 83-68	N (Las Vegas)	
<b>Arkansas State</b>			
Arkansas leads.....	5-0		
Home.....	3-0		
Away.....	1-0		
Neutral.....	1-0		
1924-25	W 31-9	H	
1925-26	W 32-14	H	
1926-27	W 42-12	H	
1947-48	W 76-59	A	
1986-87	W 67-64	N	
<b>Arkansas Tech</b>			
Arkansas leads.....	1-0		
Home.....	1-0		
1950-51	W 50-45	H	



# » SERIES RECORDS

<b>Auburn</b>	
Arkansas leads.....	34-18
• Since Ark. joined SEC in '91-92: Ark leads 34-17	
Home.....	21-4
Away.....	12-13
Neutral.....	1-1
1967-68	L 65-58 N (Okla. City)
1991-92	W 110-92 H
	W 82-74 A
1992-93	L 100-89 H
	L 81-80 A
1993-94	W 117-105 A
	W 91-81 H
1994-95	L 104-90 A
	W 68-66 A
1995-96	L 101-76 A
	W 87-77 H
1996-97	W 56-55 A
	W 75-42 H
1997-98	W 79-65 A
	W 107-83 H
1998-99	L 83-66 A
	W 104-88 H
1999-00	L 73-55 A
	W 64-55 H
	W 75-67 N (Atlanta)
2000-01	W 82-72 H
	L 71-63 A
2001-02	W 83-77 A
	W 62-60 H
2002-03	L 52-37 H
	L 69-54 A
2003-04	L 70-63 A
	W 74-52 H
2004-05	W 95-59 H
	L 77-64 A
2005-06	W 68-52 A
	W 84-64 H
2006-07	W 65-57 H
	L 67-59 A
2007-08	W 76-70 A
	W 77-64 H
2008-09	L 73-51 H
	L 75-62 A
2009-10	W 82-79 (OT) H
	L 92-83 A
2010-11	W 73-64 H
	W 57-55 A
2011-12	W 56-53 H
	W 77-71 A
2012-13	W 88-80 (2OT) H
	W 83-75 A
2013-14	W 86-67 H
2014-15	W 101-87 A
2015-16	L 90-86 H
2016-17	W 79-68 A
2017-18	L 88-77 A
	W 91-82 W

<b>Austin Peay</b>	
Arkansas leads.....	3-0
Home.....	3-0
1983-84	W 68-63 H
2008-09	W 89-80 H
2016-17	W 99-62 H

<b>Baptist College</b>	
Arkansas leads.....	1-0
Home.....	1-0
1984-85	W 74-55 H

<b>Baylor</b>	
Arkansas leads.....	94-47
Home.....	53-11
Away.....	36-33
Neutral.....	5-3
1923-24	L 33-29 A
	W 28-14 A
1924-25	W 39-14 H
	W 23-14 H
1925-26	W 22-9 A
	W 19-14 A
1927-28	W 59-21 A
	W 34-21 A
1928-29	W 59-24 H
	W 71-23 H
1929-30	W 30-23 A
	W 27-21 A
1930-31	L 29-27 H
	W 29-25 H
1931-32	L 34-28 A
	W 42-31 A

1932-33	W 34-19 H
	W 39-30 H
1933-34	W 31-29 A
	L 31-20 A
1934-35	W 37-27 H
	W 48-30 H
1935-36	W 44-26 A
	W 39-14 A
1936-37	L 25-22 H
	W 42-24 H
1937-38	L 54-47 A
	W 54-45 A
1938-39	W 46-38 H
	W 40-36 H
1939-40	L 40-24 A
	L 47-39 A
1940-41	W 62-48 H
	W 36-31 H
1941-42	W 53-43 A
	W 50-45 A
1942-43	W 69-25 H
	W 40-38 H
1943-44	W 45-28 A
	W 36-34 A
1944-45	W 94-28 H
	W 90-30 H
1945-46	W 49-37 A
	L 40-28 A
1946-47	W 55-50 H
	W 68-57 H
1947-48	L 42-38 A
	L 55-47 A
1948-49	L 41-37 H
	W 52-46 A
1949-50	L 60-49 N (LR) H
	L 52-42 A
1950-51	W 69-55 H
	W 55-44 A
1951-52	W 58-44 N (Dallas) H
	W 54-38 A
	L 44-39 A
1952-53	W 49-47 H
	L 74-68 A
1953-54	L 63-59 A
	W 73-51 H
1954-55	W 73-63 H
	W 75-72 A
1955-56	L 63-67 N (Houston) A
	W 85-64 A
	W 36-31 H
1956-57	L 52-51 H
	L 67-61 A
1957-58	W 68-53 H
	W 79-55 H
1958-59	W 60-57 N (Houston) H
	L 64-58 A
	W 59-53 A
1959-60	W 71-66 N (Houston) H
	W 90-83 (2OT) A
	W 83-74 H
1960-61	W 74-58 H
	W 70-48 H
1961-62	L 76-60 A
	W 76-75 H
1962-63	W 75-65 H
	W 67-61 A
1963-64	L 95-74 A
	W 73-61 H
1964-65	L 84-75 H
	W 78-73 H
1965-66	W 78-59 H
	L 82-71 A
1966-67	L 65-53 A
	L 68-55 H
1967-68	L 80-69 H
	L 71-64 A
1968-69	L 74-72 H
	L 66-54 A
1969-70	L 110-76 A
	W 76-75 H
1970-71	L 92-91 H
	L 110-111 (OT) A
1971-72	L 93-84 A
	W 131-109 H
1972-73	L 76-70 H
	W 76-74 A
1973-74	L 94-68 A
	W 92-62 H
1974-75	L 73-69 A
	W 83-64 H
1975-76	L 84-81 A
	W 86-64 H
1976-77	W 68-59 A

1977-78	W 77-73 H
	W 56-55 (OT) H
	W 82-56 H
1978-79	L 70-67 H
	W 71-62 A
1979-80	W 71-57 H
	W 70-51 A
1980-81	L 67-58 A
	W 67-50 H
1981-82	W 70-58 H
	L 56-55 (OT) A
1982-83	W 65-60 H
	W 81-66 H
1983-84	W 57-50 A
	W 63-44 H
1984-85	W 64-57 (OT) A
	W 106-71 H
1985-86	W 81-76 (OT) H
	L 65-64 A
1986-87	L 83-82 H
	W 71-67 H
1987-88	W 70-62 H
	L 58-57 A
1988-89	W 88-58 A
	W 89-54 H
1989-90	W 99-84 H
	L 82-77 A
	W 115-75 N (Dallas) A
1990-91	W 73-68 A
	W 106-74 H
2007-08	W 85-78 N (Dallas) H
2009-10	L 70-47 N (NLR) H

<b>Bethune-Cookman</b>	
Arkansas leads.....	3-0
Home.....	3-0
1989-90	W 91-61 H
1991-92	W 128-46 H
1997-98	W 108-42 H

<b>Biscayne</b>	
Arkansas leads.....	1-0
Home.....	1-0
1981-82	W 91-61 N (LR) H

<b>Boise State</b>	
Arkansas leads.....	1-0
Home.....	1-0
1975-76	W 72-56 H

<b>Brigham Young</b>	
Arkansas trails.....	0-1
Neutral.....	0-1
1947-48	L 68-58 N (Los Angeles) H

<b>Bucknell</b>	
Series tied.....	1-1
Home.....	1-0
Neutral.....	0-1
2005-06	L 59-55 N (Dallas) H
2017-18	W 101-73 H

<b>Butler</b>	
Arkansas trails.....	0-2
Away.....	0-1
Neutral.....	0-1
1930-31	L 31-21 A
2017-17	L 79-62 N (Detroit) H

<b>California</b>	
Arkansas trails.....	1-2
Away.....	0-1
Neutral.....	1-1
1986-87	W 74-58 N (Honolulu) H
2013-14	L 85-77 N (Maui) H
	L 75-64 A

<b>California-Davis</b>	
Arkansas leads.....	1-0
Home.....	1-0
2008-09	W 68-59 H

<b>Cal-Santa Barbara</b>	
Arkansas trails.....	0-1
Away.....	0-1
1973-74	L 109-80 A

<b>Cal State-Bakersfield</b>	
Arkansas leads.....	1-0
Home.....	1-0
2017-18	W 95-68 H

<b>Cal State-Fullerton</b>	
Arkansas leads.....	1-0
Neutral.....	1-0
1977-78	W 61-58 N (Albuquerque, N.M.) H

<b>California Hayward</b>	
Arkansas leads.....	1-0
Home.....	1-0
1976-77	W 89-59 H

<b>Canisius (N.Y.)</b>	
Arkansas trails.....	0-1
Away.....	0-1
1948-49	L 60-51 A

<b>Centenary</b>	
Arkansas leads.....	21-4
Home.....	12-3
Away.....	6-1
Neutral.....	3-0
1925-26	W 69-21 H
	W 43-9 H
1959-60	W 75-55 H
1960-61	W 71-61 A
1965-66	W 90-61 H
1966-67	L 81-80 H
1967-68	W 85-65 N (LR) A
	W 90-82 N (LR) A
1968-69	W 64-61 A
	W 79-50 H
	W 56-48 N (LR) H
	W 71-61 A
1970-71	L 80-72 H
1972-73	L 98-96 H
1973-74	L 74-72 A
1974-75	W 77-57 H
1978-79	W 77-57 H
1979-80	W 65-53 H
	W 70-62 A
1980-81	W 78-64 A
1981-82	W 87-60 H
1982-83	W 79-51 H
1997-98	W 61-48 H
1999-00	W 73-55 N (NLR) H
2000-01	W 88-57 N (NLR) H
2002-03	W 75-51 H

<b>Central Arkansas</b>	
Arkansas leads.....	4-0
Home.....	1-0
Away.....	3-0
1933-34	W 54-30 A
1935-36	W 42-38 A
	W 66-27 A
1946-47	W 59-39 H

<b>Central Florida (UCF)</b>	
Arkansas leads.....	1-0
Neutral.....	1-0
1984-85	W 59-45 N (PB) H

<b>Central Michigan</b>	
Arkansas leads.....	1-0
Home.....	1-0
2006-07	W 75-59 H

<b>Central Missouri College</b>	
Arkansas leads 1-0	
Home: 1-0	
1951-52	W 52-42 H

<b>Central Missouri State</b>	
Arkansas leads.....	3-0
Home.....	3-0
1937-38	W 43-36 H
1939-40	W 60-46 H
1941-42	W 44-36 H

<b>Central Oklahoma State</b>	
Arkansas leads.....	2-0
Home.....	2-0
1941-42	W 43-23 H
	W 42-25 H

<b>Chaminade</b>	
Arkansas leads.....	1-0
Neutral.....	1-0
1991-92	W 99-84 N (Maui) H

<b>Charleston Southern</b>	
Arkansas leads.....	1-0
Home.....	1-0
2015-16	W 93-75 H

<b>Charlotte</b>	
Arkansas leads.....	1-0
Home.....	1-0
2011-12	W 80-67 H

<b>Chicago State</b>	
Arkansas leads.....	1-0
Neutral.....	1-0
1987-88	W 78-68 N (PB) H

<b>Cincinnati</b>	
Arkansas trails.....	1-3
Home.....	0-1
Away.....	0-1
Neutral.....	1-1
1957-58	L 97-62 N (Lawrence, Kan.) H
1994-95	W 84-75 N (Honolulu) H
1995-96	L 82-67 H
1996-97	L 92-57 A

<b>City College, N.Y.</b>	
Arkansas leads.....	2-0
Away.....	2-0
1943-44	W 39-37 A
1944-45	W 59-47 A

<b>Clemson</b>	
Arkansas leads.....	2-1
Home.....	1-0
Away.....	0-1
Neutral.....	1-0
1961-62	W 62-60 N (Greenville, S.C.) H
2013-14	W 74-68 H
2014-15	L 68-65 (OT) A

<b>Coastal Carolina</b>	
Arkansas leads.....	2-0
Neutral.....	2-0
1987-88	W 81-59 N (LR) H
1992-93	W 93-74 N (LR) H

<b>College of Charleston</b>	
Arkansas leads.....	1-0
Neutral.....	1-0
2007-08	W 75-49 N (San Juan, PR) H

<b>Colorado State</b>	
Arkansas leads.....	1-0
Home.....	1-0
2017-18	W 92-66 W

<b>College of the Ozarks</b>	
Arkansas leads.....	3-0
Away.....	3-0
1924-25	W 27-18 A
1927-28	W 53-27 A
	W 59-20 A

<b>Connecticut (UConn)</b>	
Arkansas trails.....	1-3
Away.....	0-1
Neutral.....	1-2
1996-97	L 74-64 N (New York) H
2005-06	L 77-68 N (Maui) H
2011-12	L 75-62 A
2017-18	W 102-67 N (Portland, Ore.) H

<b>Cornell</b>	
Arkansas trails.....	0-1
Neutral.....	0-1
1972-73	L 78-77 N (LR) H

<b>Creighton</b>	
Series tied.....	1-1
Away.....	0-1
Neutral.....	1-0
1932-33	L 29-28 A
1962-63	W 73-61 N (Okla. City) H

<b>Culver-Stockton (Mo.)</b>	
Arkansas leads.....	1-0
Home.....	1-0
1947-48	W 68-36 H





**Dayton**  
 Arkansas leads.....2-1  
 Home:.....1-0  
 Away:.....0-1  
 Neutral:.....1-0  
 1989-90 W 86-84 N (Austin)  
 2014-15 W 69-55 H  
 2015-16 L 85-81 (OT) A

**Delaware State**  
 Arkansas leads.....6-0  
 Home:.....5-0  
 Neutral:.....1-0  
 1989-90 W 117-75 N (LR)  
 1993-94 W 123-66 H  
 2007-08 W 89-67 H  
 2009-10 W 71-53 H  
 2012-13 W 86-51 H  
 2014-15 W 99-71 H

**Denver University**  
 Arkansas leads.....1-0  
 Neutral:.....1-0  
 1944-45 W 50-36 N (Okla. City)

**DePaul**  
 Arkansas trails.....0-1  
 Neutral:.....0-1  
 1943-44 L 59-30 N (New York)

**Drake**  
 Arkansas leads.....1-0  
 Home:.....1-0  
 1936-37 W 31-22 H

**Drury College**  
 Arkansas leads.....10-1  
 Home:.....7-0  
 Away:.....3-1  
 1927-28 W 39-20 A  
 1928-29 W 52-25 H  
 W 42-22 H  
 1929-30 L 28-25 A  
 1931-32 W 45-26 A  
 W 35-14 H  
 1938-39 W 44-21 H  
 W 27-19 H  
 1940-41 W 62-17 H  
 W 46-20 H  
 1942-43 W 42-29 A

**Duke**  
 Arkansas leads.....2-1  
 Neutral:.....2-1  
 1989-90 L 97-83 N (Denver)  
 1990-91 W 98-88 N (New York)  
 1993-94 W 76-72 N (Charlotte)

**East Central Oklahoma**  
 Arkansas leads.....3-0  
 Home:.....2-0  
 Away:.....1-0  
 1934-35 W 50-21 A  
 1941-42 W 54-28 H  
 1942-43 W 50-35 H

**Eastern Kentucky**  
 Arkansas leads.....2-0  
 Home:.....1-0  
 Neutral:.....1-0  
 1980-81 W 80-74 N (LR)  
 2011-12 W 71-57 H

**Eastern Michigan**  
 Arkansas leads.....1-0  
 Neutral:.....1-0  
 2004-05 W 82-64 N (St. Thomas, U.S., VI)

**Eastern New Mexico**  
 Arkansas leads.....1-0  
 Home:.....1-0  
 1975-76 W 102-55 H

**East Tennessee State**  
 Series tied.....1-1  
 Home:.....1-1  
 1983-84 W 79-50 H  
 2009-10 L 94-85 H

**Elon**  
 Arkansas leads.....1-0  
 Home:.....1-0  
 2001-02 W 96-52 H

**Evansville**  
 Arkansas leads.....1-0  
 Home:.....1-0  
 2015-16 W 89-76 H

**Florida**  
 Arkansas trails.....12-23  
 \*Since Ark. joined the SEC in '91-'92: Same  
 Home:.....8-6  
 Away:.....2-13  
 Neutral:.....2-4  
 1991-92 W 75-62 H  
 1992-93 W 74-66 A  
 1993-94 W 99-87 H  
 1994-95 W 94-85 A  
 1995-96 W 75-60 H  
 1996-97 L 73-62 A  
 1997-98 W 89-84 H  
 1998-99 L 74-61 A  
 W 75-74 N (Atlanta)  
 1999-00 L 80-71 H  
 2000-01 L 73-63 A  
 2001-02 W 94-92 (OT) H  
 2002-03 L 77-66 A  
 2003-04 L 73-68 H  
 2004-05 L 82-74 A  
 2005-06 W 85-81 (OT) H  
 L 74-71 N (Nashville)  
 2006-07 L 79-72 A  
 L 77-56 N (Atlanta)  
 2007-08 W 80-61 H  
 2008-09 L 80-65 A  
 L 73-58 N (Tampa)  
 2009-10 L 71-66 H  
 2010-11 L 75-43 A  
 2011-12 L 98-68 H  
 2012-13 W 80-69 H  
 L 71-54 A  
 2013-14 L 84-82 (OT) H  
 2014-15 L 57-56 A  
 2015-16 L 87-83 A  
 L 68-61 N (Nashville)  
 2016-17 L 81-72 H  
 L 78-65 A  
 2017-18 L 88-73 A  
 W 80-72 N (St. Louis)

**Florida A&M**  
 Arkansas leads.....4-0  
 Home:.....4-0  
 1994-95 W 97-57 H  
 2008-09 W 86-61 H  
 2010-11 W 94-55 H  
 2012-13 W 89-60 H

**Florida Gulf Coast (FGCU)**  
 Arkansas leads.....1-0  
 Home:.....1-0  
 2010-11 W 90-47 H

**Florida State**  
 Series tied.....1-1  
 Away:.....1-0  
 Neutral:.....0-1  
 1988-89 L 112-105 (OT) N (LR)  
 1990-91 W 109-92 A

**Fordham**  
 Series tied.....1-1  
 Neutral:.....1-1  
 1967-68 L 80-73 N (Okla. City)  
 1983-84 W 62-61 N (Anchorage)

**Fort Wayne**  
 Arkansas leads.....1-0  
 Home:.....1-0  
 2016-17 W 92-83 H

**Fresno State**  
 Arkansas leads.....2-0  
 Home:.....1-0  
 Neutral:.....1-0  
 1997-98 W 70-69 N (Phoenix)  
 2017-18 W 83-75 H

**Gardner-Webb**  
 Arkansas leads.....1-0  
 Home:.....1-0  
 2004-05 W 79-63 H

**Georgetown**  
 Series tied.....2-2  
 Away:.....0-1  
 Neutral:.....2-1  
 1984-85 L 56-39 A  
 1993-94 W 85-73 N (Oklahoma City)  
 1994-95 W 97-79 N (Memphis)  
 2000-01 L 63-61 N (Boise, Idaho)

**Georgia**  
 Arkansas leads.....22-15  
 \* Since Ark. joined the SEC in '91-'92: Same  
 Home:.....10-3  
 Away:.....6-9  
 Neutral:.....6-3  
 1991-92 L 87-78 A  
 1996-97 W 73-60 N (Birmingham)  
 1992-93 W 97-79 H  
 W 65-60 N (Lexington)  
 1993-94 W 74-65 A  
 W 95-83 N (Memphis)  
 1994-95 W 84-82 H  
 1995-96 L 71-59 A  
 1996-97 W 79-74 H  
 L 65-63 N (Memphis)  
 1997-98 L 86-70 A  
 1998-99 W 82-79 H  
 1999-00 W 74-54 A  
 W 71-64 N (Atlanta)  
 2000-01 W 82-67 H  
 2001-02 L 81-67 A  
 2002-03 L 81-64 A  
 2003-04 L 71-50 A  
 2004-05 W 62-47 H  
 2005-06 W 74-57 A  
 W 80-67 N (Nashville)  
 2006-07 L 67-64 H  
 2007-08 L 82-69 A  
 L 66-57 N (Atlanta)  
 2008-09 W 89-67 H  
 2009-10 W 72-68 A  
 L 77-64 N (Nashville)  
 2010-11 L 60-59 H  
 2011-12 L 81-59 A  
 2012-13 W 62-60 H  
 2013-14 L 66-61 (OT) A  
 W 87-75 H  
 W 79-75 A  
 W 60-49 N (Nashville)  
 2015-16 L 76-73 (OT) A  
 2016-17 W 85-67 H  
 2017-18 W 80-77 (2OT) A

**Georgia Southern**  
 Arkansas leads.....1-0  
 Home:.....1-0  
 1971-72 W 93-91 H

**Georgia State**  
 Arkansas leads.....2-0  
 Home:.....1-0  
 Neutral:.....1-0  
 1972-73 W 70-39 H  
 1990-91 W 117-76 N (Atlanta)

**Georgia Tech**  
 Arkansas trails.....1-4  
 Away:.....0-2  
 Neutral:.....1-2  
 1961-62 W 72-42 N (Greenville, S.C.)  
 1964-65 L 93-83 A  
 1965-66 L 88-75 A  
 1984-85 L 72-52 N (Honolulu)  
 2015-16 L 83-73 N (Brooklyn)

**Gonzaga**  
 Gonzaga leads.....1-0  
 Neutral:.....0-1  
 2013-14 L 91-81 N (Maui)

**Grambling State**  
 Arkansas leads.....5-0  
 Home:.....4-0  
 Neutral:.....1-0  
 1986-87 W 84-65 N (PB)  
 2000-01 W 121-66 H

2003-04 W 64-46 H  
 2010-11 W 75-52 H  
 2011-12 W 86-44 H

**Hardin-Simmons**  
 Arkansas leads.....3-1  
 Home:.....3-0  
 Away:.....0-1  
 1964-65 W 68-63 H  
 1970-71 L 112-96 A  
 W 110-101 H  
 1977-78 W 86-55 H

**Hartford**  
 Arkansas leads.....1-0  
 Home:.....1-0  
 2004-05 W 87-55 H

**Hawaii**  
 Arkansas leads.....2-0  
 Away:.....2-0  
 1977-78 W 79-60 A  
 W 78-53 A

**Hendrix**  
 Arkansas leads.....8-0  
 Home:.....8-0  
 1923-24 W 28-18 H  
 W 39-21 H  
 1924-25 W 40-16 H  
 W 34-25 H  
 1925-26 W 43-25 H  
 W 39-21 H  
 1927-28 W 69-30 H  
 W 50-24 H

**High Point**  
 Arkansas leads.....1-0  
 Home:.....1-0  
 2013-14 W 89-48 H

**Hofstra**  
 Arkansas leads.....2-0  
 Home:.....1-0  
 Neutral:.....1-0  
 1974-75 W 63-58 H  
 1977-78 W 95-70 N (PB)

**Holy Cross**  
 Arkansas leads.....1-0  
 Neutral:.....1-0  
 1992-93 W 94-64 N (Winston Salem, N.C.)

**Houston**  
 Arkansas leads.....22-18  
 Home:.....14-4  
 Away:.....6-13  
 Neutral:.....2-1  
 1975-76 L 72-71 A  
 W 92-47 H  
 1976-77 W 81-70 A  
 W 82-80 H  
 W 80-74 A  
 1977-78 W 84-65 A  
 L 84-75 H  
 L 70-69 A  
 1978-79 W 62-61 A  
 W 78-58 H  
 1979-80 W 60-57 H  
 L 90-84 (OT) A  
 1980-81 L 57-54 A  
 W 70-55 H  
 1981-82 W 67-66 H  
 L 55-53 A  
 W 84-69 N (Dallas)  
 1982-83 L 75-60 A  
 L 74-66 H  
 1983-84 L 64-61 A  
 W 73-68 H  
 L 57-56 H  
 1984-85 L 78-73 N (Dallas)  
 W 73-59 H  
 1985-86 L 87-85 (OT) H  
 L 93-83 A  
 1986-87 L 60-55 A  
 L 57-54 H  
 1987-88 W 71-62 H  
 L 82-77 A  
 1988-89 W 88-87 A  
 W 107-79 H  
 1989-90 W 82-78 A

W 100-89 H  
 W 96-84 N (Dallas)  
 W 95-79 H  
 W 81-74 A  
 L 87-78 H  
 W 84-72 H  
 L 91-65 A

**Idaho State**  
 Arkansas trails.....0-2  
 Neutral:.....0-2  
 1967-68 L 77-75 N (Okla. City)  
 1971-72 L 88-73 N (Logan, Utah)

**Illinois**  
 Arkansas trails.....0-5  
 Away:.....0-1  
 Neutral:.....0-4  
 1949-50 L 65-53 A  
 2001-02 L 94-91 N (Chicago)  
 2002-03 L 62-58 N (NLR)  
 2003-04 L 84-61 N (Chicago)  
 2004-05 L 72-60 N (NLR)

**Illinois State**  
 Arkansas trails.....0-1  
 Home:.....0-1  
 1972-73 L 81-67 H

**Indiana**  
 Series tied.....1-1  
 Away:.....0-1  
 Neutral:.....1-0  
 1949-50 L 75-50 A  
 2007-08 W 86-72 N (Raleigh, N.C.)

**Indiana State**  
 Arkansas leads.....3-2  
 Home:.....3-0  
 Away:.....0-1  
 Neutral:.....0-1  
 1972-73 W 80-75 H  
 1973-74 L 92-82 A  
 1975-76 W 91-71 H  
 1978-79 L 73-71 N (Cincinnati)  
 2013-14 W 91-71 H

**Iona**  
 Arkansas leads.....1-0  
 Home:.....1-0  
 2014-15 W 94-77 H

**Iowa**  
 Arkansas trails.....2-3  
 Neutral:.....2-3  
 1965-66 L 77-75 N (El Paso)  
 1984-85 L 71-52 N (Honolulu)  
 W 63-54 N (Salt Lake City)  
 1994-95 W 101-92 N (Honolulu)  
 1998-99 L 82-72 N (Denver)

**Iowa State**  
 Arkansas trails.....1-4  
 Away:.....0-2  
 Neutral:.....1-2  
 1970-71 L 86-77 A  
 1971-72 L 96-93 N (LR)  
 1984-85 W 84-79 (OT) N (Honolulu)  
 1999-00 L 77-71 N (Hilo, Hawaii)  
 2014-15 L 95-77 A

**Jackson State**  
 Arkansas leads.....12-0  
 Home:.....9-0  
 Neutral:.....3-0  
 1990-91 W 126-88 N (LR)  
 1991-92 W 89-66 N (LR)  
 1992-93 W 123-76 N (PB)  
 1993-94 W 96-80 H  
 1994-95 W 103-87 H  
 1995-96 W 86-77 H  
 1996-97 W 124-74 H  
 1997-98 W 97-71 H  
 1998-99 W 83-72 H  
 1999-00 W 98-60 H  
 2000-01 W 107-78 H  
 2002-03 W 81-44 H



# » SERIES RECORDS

<b>Jacksonville State</b>			
Arkansas leads.....	1-0		
Home.....	1-0		
2004-05	W 73-67	H	

<b>Jacksonville University</b>			
Arkansas leads.....	1-0		
Neutral.....	1-0		
2003-04	W 85-65	N (LR)	

<b>Kansas</b>			
Arkansas trails.....	5-8		
Home.....	2-2		
Away.....	1-4		
Neutral.....	2-2		
1946-47	L 53-52	N (Kansas City)	
1961-62	L 85-74	A	
1962-63	W 64-62 (OT)	H	
1963-64	L 73-60	A	
1964-65	L 65-60	H	
1965-66	L 81-52	A	
1966-67	L 73-57	H	
1976-77	W 67-63	A	
1977-78	W 78-72	N (LR)	
1985-86	L 89-78	A	
1986-87	W 103-86	H	
1990-91	L 93-81	N (Charlotte)	
2005-06	W 65-64	N (Maui)	

<b>Kansas State</b>			
Arkansas trails.....	3-7		
Home.....	2-0		
Away.....	1-2		
Neutral.....	0-5		
1946-47	L 56-41	N (Kansas City)	
1956-57	L 70-56	A	
1974-75	L 72-71 (2OT)	A	
1976-77	W 80-65	H	
1979-80	L 66-57	N (PB)	
	L 71-53	N (Lincoln, Neb.)	
1980-81	L 47-46 (OT)	N (Kansas City)	
1981-82	L 65-64	N (Dallas)	
1990-91	W 112-88	H	
1991-92	W 70-59	A	

<b>Kent State</b>			
Arkansas leads.....	1-0		
Neutral.....	1-0		
1981-82	W 91-49	N (LR)	

<b>Kentucky</b>			
Arkansas trails.....	11-31		
* Since Ark. joined SEC in '91-92: Ark trails 26-11			
Home.....	7-7		
Away.....	3-14		
Neutral.....	1-10		
1945-46	L 62-46	A	
1948-49	L 76-39	A	
1949-50	L 57-53	N (LR)	
1977-78	L 64-59	N (St. Louis)	
1991-92	W 105-88	A	
1992-93	W 101-94	H	
	L 92-81	A	
1993-94	W 90-82	A	
	L 90-78	N (Memphis)	
1994-95	W 94-92	H	
	L 95-93 (OT)	N (Atlanta)	
1995-96	L 88-73	A	
	L 95-75	N (New Orleans)	
1996-97	L 83-73	H	
1997-98	L 80-77 (OT)	A	
	L 99-74	N (Atlanta)	
1998-99	W 74-70	H	
	L 76-63	N (Atlanta)	
1999-00	L 60-55	A	
	W 86-72	N (Atlanta)	
2000-01	W 82-78	H	
	L 87-78	N (Nashville)	
2001-02	L 71-58	A	
2002-03	L 66-50	H	
2003-04	L 73-56	A	
2004-05	L 68-67	H	
2005-06	L 69-67	A	
2006-07	L 82-74	H	
2007-08	L 63-58	A	
2008-09	L 79-63	H	
2009-10	L 101-70	A	
2010-11	W 77-76 (OT)	H	
2011-12	L 86-63	A	
2012-13	W 73-60	H	
2013-14	W 87-85 (OT)	H	
	W 71-67 (OT)	A	

2014-15	L 84-67	A	
	L 78-63	N (Nashville)	
2015-16	L 80-66	H	
2016-17	L 97-71	A	
	L 82-65	N (Nashville)	
2017-18	L 87-72	H	

<b>Kentucky Wesleyan</b>			
Arkansas trails.....	0-1		
Neutral.....	0-1		
1969-70	L 76-75	N (Lafayette, La.)	

<b>Lamar Tech</b>			
Arkansas leads.....	1-0		
Home.....	1-0		
1963-64	W 86-80	H	

<b>LaSalle</b>			
Arkansas trails.....	0-1		
Away.....	0-1		
1947-48	L 69-58	A	

<b>Lipscomb</b>			
Arkansas leads.....	1-0		
Home.....	1-0		
2004-05	W 83-54	H	

<b>Long Island</b>			
Arkansas trails.....	0-1		
Away.....	0-1		
1948-49	L 56-42	A	

<b>Longwood</b>			
Arkansas leads.....	1-0		
Home.....	1-0		
2012-13	W 112-63	H	

<b>Louisiana-Lafayette</b>			
Arkansas leads.....	2-1		
Home.....	2-0		
Away.....	0-1		
1963-64	W 71-65	H	
1969-70	L 94-85	A	
2013-14	W 76-63	H	

<b>Louisiana-Monroe</b>			
Arkansas leads.....	8-1		
Home.....	6-0		
Neutral.....	2-1		
1979-80	W 74-51	N (PB)	
1982-83	W 89-76	H	
1990-91	W 114-92	N (PB)	
1992-93	L 87-78	N (LR)	
1995-96	W 75-67	H	
1998-99	W 92-70	H	
2000-01	W 99-59	H	
2004-05	W 85-43	H	
2007-08	W 85-60	H	

<b>Louisiana State (LSU)</b>			
Arkansas leads.....	35-30		
* Since Ark. joined SEC in '91-92: Ark leads 31-25			
Home.....	19-7		
Away.....	11-17		
Neutral.....	5-6		
1949-50	L 62-46	A	
1950-51	W 64-50	N (LR)	
1958-59	L 67-58	N (Shreveport)	
1961-62	W 84-81 (OT)	N (Shreveport)	
1962-63	L 72-70	N (LR)	
1977-78	W 67-62	A	
1979-80	L 56-55	N (LR)	
1980-81	W 86-76	N	
	L 72-56	N (New Orleans)	
1991-92	W 101-90	A	
	W 106-92 (OT)	H	
1992-93	W 91-79	A	
	W 88-75	H	
1993-94	W 84-83	H	
	W 108-105 (OT)	A	
1994-95	W 105-81	H	
	W 92-90	A	
1995-96	W 76-68	H	
	W 94-79	A	
1996-97	W 82-57	H	
	L 66-64	A	
1997-98	W 62-59	H	
	W 85-68	A	
1998-99	W 80-75	A	
	W 86-64	H	
1999-00	L 96-75	A	

L 78-67	H		
W 69-67	N (Atlanta)		
2000-01	W 59-52	A	
	W 87-70	H	
	W 77-72	N (Nashville)	
2001-02	L 75-69	A	
	L 67-63	H	
2002-03	W 73-65	H	
	L 75-56	A	
	L 85-56	N (New Orleans)	
2003-04	L 66-55	H	
	L 65-52	A	
2004-05	L 66-63 (OT)	A	
	W 65-62	H	
2005-06	L 63-58	H	
	L 78-77	A	
2006-07	W 72-52	H	
	L 71-67	A	
2007-08	W 68-52	A	
	W 87-61	H	
2008-09	L 79-69	A	
	L 72-69	H	
2009-10	W 87-52	H	
	L 65-54	A	
2010-11	L 56-53	A	
	W 80-61	H	
2011-12	W 69-60	H	
	L 71-65	A	
	L 70-54	N (New Orleans)	
2012-13	L 65-60	A	
2013-14	L 75-71	A	
	W 81-70	H	
2014-15	L 81-78	H	
2015-16	L 76-74	A	
	W 85-65	H	
2016-17	W 99-86	H	
	W 78-70	A	
2017-18	L 75-54	H	
	L 94-86	A	

<b>Louisiana Tech</b>			
Arkansas leads.....	6-0		
Home.....	4-0		
Neutral.....	2-0		
1986-87	W 90-64	N (LR)	
1990-91	W 114-97	N (LR)	
2002-03	W 72-60	H	
2003-04	W 68-56	H	
2006-07	W 80-50	H	
2011-12	W 77-63	H	

<b>Louisville</b>			
Arkansas trails.....	3-4		
Home.....	0-1		
Away.....	1-0		
Neutral.....	2-3		
1978-79	W 73-62	N (Cincinnati)	
1980-81	W 74-73	N (Austin, Texas)	
1982-83	L 65-63	N (Knoxville, Tenn.)	
1988-89	L 93-84	N (Indianapolis)	
1996-97	L 91-88 (OT)	H	
1997-98	W 100-83	A	
2009-10	L 96-66	N (St. Louis)	

<b>Loyola-Marymount</b>			
Arkansas leads.....	3-0		
Home.....	1-0		
Neutral.....	2-0		
1947-48	W 60-47	N (San Francisco)	
1979-80	W 76-66	H	
1988-89	W 120-101	N (Indianapolis)	

<b>Loyola-Chicago</b>			
Arkansas trails.....	0-1		
Home.....	0-1		
1962-63	L 81-62	A	

<b>Loyola-New Orleans</b>			
Arkansas leads.....	1-0		
Neutral.....	1-0		
1965-66	W 67-57	N (El Paso)	

<b>MacMurray (Ill.)</b>			
Arkansas leads.....	1-0		
Home.....	1-0		
1974-75	W 100-66	H	

<b>Maine</b>			
Arkansas leads.....	1-0		
Home.....	1-0		
2001-02	W 64-47	H	

<b>Marist</b>			
Arkansas leads.....	1-0		
Neutral.....	1-0		
2006-07	W 73-64	N (Orlando, Fla.)	

<b>Maryland</b>			
Arkansas trails.....	1-2		
Home.....	1-0		
Away.....	0-1		
Neutral.....	0-1		
1987-88	L 88-61	A	
1988-89	W 73-68	H	
2005-06	L 75-62	N (Maui)	

<b>Maryland-Eastern Shore</b>			
Arkansas leads.....	1-0		
Home.....	1-0		
2000-01	W 100-40	H	

<b>Marquette</b>			
Arkansas leads.....	1-0		
Neutral.....	1-0		
1995-96	W 65-56	N (Providence, R.I.)	

<b>Massachusetts</b>			
Arkansas trails.....	0-2		
Neutral.....	0-2		
1994-95	L 104-80	N (Springfield, Mass.)	
1995-96	L 79-63	N (Atlanta)	

<b>McNeese State</b>			
Arkansas leads.....	1-0		
Home.....	1-0		
1996-97	W 95-68	H	

<b>Memphis</b>			
Arkansas leads.....	11-10		
Home.....	5-1		
Away.....	4-5		
Neutral.....	2-4		
1966-67	L 43-36	A	
1971-72	L 92-77	A	
1972-73	L 87-86	N (LR)	
1976-77	L 69-62	N (LR)	
1977-78	W 95-70	N (LR)	
1978-79	W 82-69	N (LR)	
1979-80	L 74-67	A	
1991-92	L 92-88	A	
	L 82-80	N (Milwaukee)	
1992-93	W 81-76	H	
1993-94	W 96-78	H	
1994-95	W 88-87	H	
	W 96-91 (OT)	N (Kansas City)	
1995-96	L 94-72	A	
1996-97	W 79-63	A	
1997-98	W 75-72	H	
1998-99	W 99-74	H	
1999-00	L 76-71	A	
2000-01	W 74-68	H	
2001-02	W 90-73	A	
2002-03	L 72-67	H	

<b>Mercer</b>			
Arkansas leads.....	4-1		
Home.....	2-0		
Neutral.....	2-1		
1980-81	W 73-67	N (Austin, Texas)	
1982-83	W 82-62	N (PB)	
1999-00	W 71-54	N (Hilo, Hawaii)	
	W 85-60	H	
2015-16	L 69-66 (OT)	N (N. Little Rock)	

<b>Mexico University</b>			
Arkansas leads.....	1-0		
Home.....	1-0		
1946-47	W 55-37	H	

<b>Miami (Fla.)</b>			
Arkansas trails.....	0-1		
Neutral.....	0-1		
1999-00	L 75-71	N (Nashville)	

<b>Michigan</b>			
Arkansas trails.....	3-4		
Home.....	2-0		
Away.....	0-2		





2007-08	W 75-69	H
	L 81-72	A
2008-09	L 74-65	A
	L 98-91 (OT)	H
2009-10	W 80-73	A
	L 68-66	H
2010-11	L 69-60	H
	L 84-74	A
2011-12	L 71-63	A
	L 77-75	H
2012-13	L 76-64	A
2013-14	W 110-80	H
2014-15	L 96-82	H
	W 71-70	A
2015-16	L 76-60	A
2016-17	W 98-80	H
	W 73-72	N (Nashville)
2017-18	W 97-93	H
	W 75-64	A

**Mississippi College**

Arkansas leads.....1-0  
Neutral.....1-0

1990-91 W 96-57 N (PB)

**Mississippi State**

Arkansas leads 33-28  
• Since Ark. joined SEC in '91-92: Ark leads 27-25  
Home: 21-6  
Away: 7-21  
Neutral: 5-1

1951-52	L 79-39	A
1952-53	W 102-71	H
1964-65	W 84-69	N (Jackson, Miss.)
1965-66	W 69-61	N (LR)
1969-70	L 76-74	N (Memphis)
1970-71	L 69-67	H
1971-72	L 79-75	A
1974-75	W 75-72	A
1977-78	W 94-61	N (LR)
1991-92	W 99-78	H
	W 84-76	A
1992-93	L 80-76 (OT)	A
	W 115-58	H
1993-94	L 72-71	A
	W 80-62	H
1994-95	W 79-74	H
	L 83-62	A
1995-96	W 80-68	H
	L 78-63	A
1996-97	W 98-64	H
	L 93-77	A
1997-98	W 83-70	H
	W 76-73	A
1998-99	W 61-59	A
	W 82-62	H
	W 84-79 (OT)	N (Atlanta)
1999-00	W 83-73	H
	W 87-81	A
2000-01	L 87-73	A
	W 83-72	H
2001-02	W 75-64	H
	L 89-83	A
2002-03	L 84-54	A
	W 53-51	H
2003-04	L 80-62	A
	L 77-70	H
2004-05	L 80-55	A
	L 57-55	H
2005-06	L 69-67	A
	W 80-70	H
2006-07	L 84-60	A
	W 67-58	H
	W 81-72	N (Atlanta)
2007-08	W 78-58	H
	L 80-74	A
2008-09	L 70-56	H
	L 86-77	A
2009-10	L 82-80	A
	W 67-62	H
2010-11	L 67-56	A
	L 88-78	H
2011-12	W 98-88	H
	L 79-59	A
2012-13	W 96-70	H
2013-14	W 73-69	A
2014-15	W 61-41	H
	W 65-61	A
2015-16	W 82-68	H
	L 78-46	A
2016-17	L 84-78	H
2017-18	L 78-75	A

**Mississippi Valley State**

Arkansas leads.....5-0  
Home.....5-0

1986-87	W 98-79	H
1987-88	W 91-71	H
2009-10	W 91-54	H
2010-11	W 87-64	H
2011-12	W 97-64	H

**Missouri**

Arkansas leads.....26-23  
• Since Mizou joined SEC in '12-13: Ark leads 7-5  
Home.....15-9  
Away.....10-14  
Neutral.....1-0

1950-51	L 54-32	A
1951-52	W 49-43	H
1952-53	W 65-64	A
1953-54	W 64-63	H
1954-55	L 77-58	A
1955-56	L 51-50	H
1956-57	L 72-52	A
1957-58	W 55-45	H
1958-59	L 74-71	A
1959-60	L 75-71	H
1960-61	W 84-75	H
1961-62	W 72-68	H
1962-63	W 70-61	A
1963-64	L 76-74	H
1964-65	L 81-71	A
1965-66	W 75-62	H
1966-67	L 73-66	A
1967-68	L 74-52	H
1968-69	L 60-59	H
1969-70	L 58-51	A
1970-71	L 80-78	H
1971-72	L 74-73	A
1980-81	W 81-73	N (Anchorage, Alaska)
1988-89	L 83-78	A
1989-90	L 89-88	H
1990-91	W 95-82	A
1991-92	L 87-76	H
1992-93	W 73-68	A
1993-94	W 120-68	H
1994-95	W 94-71	A
1995-96	W 104-93	H
1996-97	W 80-76	A
1997-98	W 75-46	H
2004-05	W 62-52	A
2005-06	W 66-63	H
2006-07	L 86-64	A
2007-08	W 94-91	H
2012-13	W 73-71	H
	L 93-63	A
2013-14	L 75-71	H
	L 86-85	A
2014-15	W 61-60	A
	W 84-69	H
2015-16	W 94-61	A
	W 84-72	H
2016-17	W 92-73	H
	L 83-78	L
2017-18	W 65-63	H
	L 7-67	A

**Missouri Western**

Arkansas leads.....1-0  
Home.....1-0

1972-73 W 85-81 H

**Montevillo**

Arkansas leads.....3-0  
Home.....2-0  
Neutral.....1-0

1991-92	W 91-70	N (LR)
1993-94	W 131-63	H
1994-95	W 122-64	H

**Morgan State**

Series tied.....1-1  
Home.....1-1

1986-87	W 106-57	H
2009-10	L 97-94	H

**Mount St. Mary's**

Arkansas leads.....1-0  
Home.....1-0

2016-17 W 89-76 H

**Murray State**

Arkansas leads.....4-2  
Home.....2-0  
Away.....1-1  
Neutral.....1-1

1937-38	L 43-40	A
1940-41	W 52-30	A
1991-92	W 80-69	N (Milwaukee)
1993-94	W 93-67	H
1994-95	W 94-69	H
1997-98	L 94-83	N (San Juan, P.R.)

**Nebraska**

Arkansas leads.....6-2  
Home.....0-1  
Away.....2-1  
Neutral.....4-0

1932-33	W 41-24	A
1946-47	W 57-46	N (Kansas City)
1980-81	W 64-52	N (LR)
1981-82	W 51-50	A
1982-83	W 64-58	N (LR)
1983-84	L 67-54	A
1986-87	L 78-71	H
1997-98	W 74-65	N (Boise, Idaho)

**Missouri-Kansas City**

Arkansas leads.....1-0  
Home.....1-0

2006-07 W 71-61 H

**Missouri-St. Louis**

Arkansas leads.....4-1  
Home.....4-0  
Away.....0-1

1970-71	W 91-84	H
1971-72	L 85-79	A
1972-73	W 104-78	H
1977-78	W 87-65	H
1979-80	W 79-50	H

**Missouri State**

Arkansas leads.....18-6  
Home.....11-1  
Away.....5-5  
Neutral.....2-0

1923-24	L 38-31	H
	W 22-21	H
1927-28	L 45-31	A
1929-30	L 40-21	A
1931-32	W 41-38	A
	W 37-19	A
1933-34	L 16-13	A

1942-43	W 22-15	H
	W 47-31	A
1946-47	W 62-55	N (Joplin, Mo.)
1975-76	W 83-57	H
1976-77	W 72-71	A
1977-78	W 65-47	H
1980-81	W 98-65	H
1982-83	W 87-66	N (LR)
1983-84	W 56-41	A
1984-85	W 70-56	H
1985-86	W 68-67	A
1986-87	L 56-49	H
1987-88	W 53-47	H
2005-06	W 79-75	H
2007-08	W 70-51	H
2008-09	L 62-57	A
2009-10	W 66-62 (OT)	H

**Missouri Western**

Arkansas leads.....1-0  
Home.....1-0

1972-73 W 85-81 H

**Montevillo**

Arkansas leads.....3-0  
Home.....2-0  
Neutral.....1-0

1991-92	W 91-70	N (LR)
1993-94	W 131-63	H
1994-95	W 122-64	H

**Morgan State**

Series tied.....1-1  
Home.....1-1

1986-87	W 106-57	H
2009-10	L 97-94	H

**Mount St. Mary's**

Arkansas leads.....1-0  
Home.....1-0

2016-17 W 89-76 H

**Murray State**

Arkansas leads.....4-2  
Home.....2-0  
Away.....1-1  
Neutral.....1-1

1937-38	L 43-40	A
1940-41	W 52-30	A
1991-92	W 80-69	N (Milwaukee)
1993-94	W 93-67	H
1994-95	W 94-69	H
1997-98	L 94-83	N (San Juan, P.R.)

**Nebraska**

Arkansas leads.....6-2  
Home.....0-1  
Away.....2-1  
Neutral.....4-0

1932-33	W 41-24	A
1946-47	W 57-46	N (Kansas City)
1980-81	W 64-52	N (LR)
1981-82	W 51-50	A
1982-83	W 64-58	N (LR)
1983-84	L 67-54	A
1986-87	L 78-71	H
1997-98	W 74-65	N (Boise, Idaho)

**Nevada-Las Vegas (UNLV)**

Arkansas trails.....1-2  
Home.....1-1  
Away.....0-1  
Neutral.....4-0

1989-90	L 101-93	A
1990-91	L 112-105	H
1996-97	W 86-73	H

**New Mexico State**

Arkansas leads.....2-0  
Home.....1-0  
Neutral.....1-0

1957-58	W 59-50	H
1998-99	W 66-60	N (Fairbanks, Alaska)

**New York University**

Arkansas trails.....0-3  
Away.....0-3

1945-46	L 63-62	A
1946-47	L 67-46	A
1947-48	L 85-62	A

**Nicholls State**

Arkansas leads.....1-0  
Home.....1-0

2003-04 W 89-60 H

**North Carolina**

Arkansas trails.....3-7  
Neutral.....3-7

1978-79	L 63-57	N (Greensboro, N.C.)
1980-81	L 64-58	N (Anchorage, Alaska)
1983-84	W 65-64	N (PB)
1989-90	W 76-73	N (Dallas)
1992-93	L 80-74	N (E. Rutherford, N.J.)
1994-95	W 75-67	N (Seattle)
2007-08	L 108-77	N (Raleigh, N.C.)
2014-15	L 87-78	N (Jacksonville, Fla.)
2016-17	L 72-65	N (Greenville, S.C.)
2017-18	L 87-68	N (Portland, Ore.)

**North Carolina A&T**

Arkansas leads.....3-0  
Home.....2-0  
Neutral.....1-0

1994-95	W 94-79	N (Okl. City)
1995-96	W 103-49	H
2010-11	W 87-59	H

**North Carolina Central**

Arkansas leads.....1-0  
Home.....1-0

2008-09 W 98-70 H

**North Carolina-Greensboro**

Arkansas leads.....1-0  
Home.....1-0

2001-02 W 89-74 H

**North Carolina State**

Arkansas trails.....0-1  
Neutral.....0-1

1983-84 L 65-60 N (Anchorage, Alaska)

**North Dakota State**

Arkansas leads.....1-0  
Home.....1-0

2016-17 W 71-55 H

**North Florida**

Arkansas leads.....2-0  
Home.....2-0

2015-16	W 97-72	H
2016-17	W 91-76	H

**North Texas**

Arkansas leads.....14-0  
Home.....8-0  
Away.....1-0  
Neutral.....5-0

1932-33	W 34-20	H
	W 36-26	H
1937-38	W 32-21	N (Oklahoma City)
1947-48	W 62-49	N (LR)
1960-61	W 94-80	H
1961-62	W 68-61	A
1978-79	W 96-71	N (LR)
1983-84	W 93-64	N (PB)
1986-87	W 99-96(OT)	N (LR)
1998-99	W 100-77	H
2000-01	W 97-77	H
2003-04	W 96-71	H
2008-09	W 86-75	H
2014-15	W 89-73	H

**North Texas**

Arkansas leads.....14-0  
Home.....8-0  
Away.....1-0  
Neutral.....5-0

1932-33	W 34-20	H
	W 36-26	H
1937-38	W 32-21	N (Oklahoma City)
1947-48	W 62-49	N (LR)
1960-61	W 94-80	H
1961-62	W 68-61	A
1978-79	W 96-71	N (LR)
1983-84	W 93-64	N (PB)
1986-87	W 99-96(OT)	N (LR)
1998-99	W 100-77	H
2000-01	W 97-77	H
2003-04	W 96-71	H
2008-09	W 86-75	H
2014-15	W 89-73	H

**Northeast Oklahoma State**

Arkansas leads.....24-0  
Home.....21-0  
Away.....3-0

1923-24	W 19-13	A
	W 33-12	A
	W 43-22	H
	W 42-14	H
1926-27	W 27-13	H
	W 25-19	H
1927-28	W 59-29	H
	W 61-24	H
1928-29	W 54-28	H
	W 54-34	H
1929-30	W 57-26	H
	W 37-17	H
1930-31	W 36-29	H
	W 39-21	H

1931-32	W 46-28	H
	W 43-31	H
1932-33	W 31-16	A
	W 33-20	H
1933-34	W 30-19	H
	W 27-23	H
1934-35	W 38-21	H
	W 53-14	H
1935-36	W 47-19	H
	W 50-19	H

**Northeastern Illinois**

Arkansas leads.....1-0  
Home.....1-0

1997-98 W 114-56 H

**Northern Arizona**

Arkansas leads.....1-0  
Home.....1-0

1996-97 W 101-75 H

**Northwestern (La.) State**

Arkansas leads.....10-1  
Home.....8-1  
Neutral.....2-0

1953-54	W 71-62	H
1954-55	L 74-	



# » SERIES RECORDS

2011-12	L 78-63	A
2012-13	W 81-78	H
2017-18	W 92-83	N (Portland, Ore.)

## Oklahoma State

<i>Arkansas trails.....15-37</i>		
<i>Home.....10-9</i>		
<i>Away.....4-13</i>		
<i>Neutral.....1-15</i>		
1924-25	W 21-17	H
	L 25-23	H
1929-30	W 30-20	A
	W 30-23	A
1930-31	W 37-22	H
	W 29-22	H
1933-34	W 46-22	H
	W 28-23	H
1935-36	L 33-21	A
	W 24-15	A
1939-40	L 32-26	N (Okla. City)
1943-44	L 66-41	A
	L 17-15	N (Okla. City)
1944-45	L 43-34	N (Okla. City)
	W 41-38	N (LR)
	L 49-40	N (El Dorado, Ark.)
	L 68-41	N (Kansas City)
1945-46	L 53-29	A
	L 46-31	N (Okla. City)
1946-47	L 42-38	N (LR)
	L 49-44 (OT)	N (Okla. City)
1948-49	L 53-28	A
	L 50-45	H
1949-50	L 43-41	A
	L 44-36	N (LR)
	L 57-33	N (Okla. City)
1950-51	L 55-53	A
	L 44-33	H
	L 54-41	N (Okla. City)
1955-56	L 70-66 (OT)	A
1956-57	L 59-50	H
1957-58	L 65-40	N (Lawrence, Kan.)
1959-60	W 54-50	H
1960-61	L 59-50 (OT)	A
1961-62	W 63-54	H
1962-63	L 46-45 (OT)	A
1963-64	L 74-65	H
1964-65	L 66-52	H
1965-66	W 55-52	H
1966-67	W 51-46	A
	L 50-43	N (Memphis)
1967-68	L 61-52	H
1968-69	L 73-68	A
1969-70	L 80-67	H
1970-71	L 67-65	A
1971-72	W 90-76	H
2000-01	L 74-73	N (Tulsa)
2001-02	L 85-76	N (NLR)
2002-03	L 71-45	A
2003-04	L 73-58	H
2016-17	L 99-71	A
2017-18	W 66-65	H

## Oklahoma City

<i>Arkansas leads.....8-4</i>		
<i>Home.....5-1</i>		
<i>Away.....2-3</i>		
1948-49	W 31-29	H
1954-55	W 81-76	A
	W 55-52	H
1967-68	L 92-90	A
1968-69	L 84-73	H
1969-70	L 73-70	A
1974-75	L 79-77	A
1975-76	W 84-63	A
1976-77	W 71-60	H
1979-80	W 86-65	H
1980-81	W 76-70	H

## Oral Roberts

<i>Arkansas leads.....10-2</i>		
<i>Home.....7-0</i>		
<i>Away.....1-2</i>		
<i>Neutral.....2-0</i>		
1984-85	W 64-57	N (LR)
1985-86	W 54-51	A
1986-87	W 95-75	N (LR)
1995-96	W 66-65	H
1996-97	L 86-81	A
1997-98	W 81-75	H
2001-02	W 71-57	H
2002-03	L 76-64	A
2003-04	W 77-71	H

2006-07	W 68-56	H
2007-08	W 62-51	H
2017-18	W 104-69	H

## Oregon

<i>Arkansas leads.....3-0</i>		
<i>Away.....1-0</i>		
<i>Neutral.....2-0</i>		
1944-45	W 79-76	N (Kansas City)
1989-90	W 102-75	N (LR)
1990-91	W 71-68	A

## Oregon State

<i>Arkansas trails.....0-1</i>		
<i>Neutral.....0-1</i>		
1948-49	L 56-38	N (Kansas City)

## Quachita Baptist

<i>Arkansas leads.....1-0</i>		
<i>Neutral.....1-0</i>		
1942-43	W 44-29	N (Fort Smith, Ark.)

## Penn State

<i>Arkansas leads.....1-0</i>		
<i>Neutral.....1-0</i>		
1995-96	W 86-80	N (Providence, R.I.)

## Pepperdine

<i>Arkansas leads.....1-0</i>		
<i>Neutral.....1-0</i>		
1947-48	W 70-44	N (Los Angeles)

## Pittsburg (Kan.) State

<i>Arkansas leads.....15-8</i>		
<i>Home.....12-3</i>		
<i>Away.....2-5</i>		
<i>Neutral.....1-0</i>		
1929-30	L 36-23	A
	L 51-20	A
1930-31	L 40-31	H
	L 28-26	H
1931-32	L 36-20	A
	W 32-21	H
1939-40	L 62-50	H
	W 49-42	H
	W 44-33	N (Okla. City)
1940-41	W 48-45	A
	W 71-45	A
1942-43	W 57-46	H
	W 43-38	H
1943-44	W 42-37	H
	L 50-42	A
1944-45	W 45-3	A
	W 76-45	H
1946-47	L 53-52	A
1947-48	W 75-42	A
1948-49	W 79-53	H
1949-50	W 59-41	H
1952-53	W 79-63	H
1970-71	W 107-82	H

## Pittsburgh

<i>Series tied.....2-2</i>		
<i>Home.....1-0</i>		
<i>Neutral.....1-2</i>		
1949-50	W 41-36	N (LR)
1973-74	L 91-83	N (LR)
1986-87	L 114-82	N (Honolulu)
1996-97	W 76-71	H

## Portland State

<i>Arkansas leads.....1-0</i>		
<i>Home.....1-0</i>		
2005-06	W 107-69	H

## Prairie View A&M

<i>Arkansas leads.....1-0</i>		
<i>Home.....1-0</i>		
2004-05	W 102-50	H

## Princeton

<i>Arkansas leads.....1-0</i>		
<i>Home.....1-0</i>		
1989-90	W 68-64	H

## Providence

<i>Arkansas trails.....1-2</i>		
<i>Home.....1-0</i>		
<i>Away.....0-1</i>		
<i>Neutral.....0-1</i>		
1998-99	W 118-79	H

1999-00	L 87-81	A
2007-08	L 67-51	N (San Juan, PR)

## Purdue

<i>Series tied.....1-1</i>		
<i>Neutral.....1-1</i>		
1938-39	L 57-51	N (New Orleans)
1982-83	W 78-68	N (Tampa)

## Quincy College

<i>Arkansas leads.....1-0</i>		
<i>Neutral.....1-0</i>		
1991-92	W 123-60	N (PB)

## Radford

<i>Arkansas leads.....1-0</i>		
<i>Home.....1-0</i>		
2005-06	W 75-55	H

## Rice

<i>Arkansas leads.....101-40</i>		
<i>Home.....55-11</i>		
<i>Away.....40-28</i>		
<i>Neutral.....6-1</i>		

1923-24	L 22-19	A
	W 29-22	A
1924-25	W 37-19	H
	W 29-9	H
1925-26	W 54-15	A
	W 25-17	A
1926-27	W 36-18	H
	W 34-18	H
1927-28	W 20-11	A
	W 28-23	A
1928-29	W 51-18	H
	W 44-13	H
1929-30	W 30-26	A
	L 37-16	A
1930-31	W 36-32	A
	W 31-25	H
1931-32	W 25-23	H
	W 34-19	A
1932-33	W 36-32	H
	W 33-23	H
1933-34	W 31-29	A
	W 22-20	A
1934-35	W 31-30	A
	W 37-19	H
1935-36	W 33-26	A
	L 35-29	A
1936-37	W 52-29	H
	W 52-34	H
1937-38	W 38-31	H
	W 59-37	H
1938-39	W 50-45	A
	W 40-35	A
1939-40	L 60-43	A
	L 42-28	A
1940-41	W 66-41	H
	W 48-43	H
1941-42	L 51-38	A
1942-43	W 52-35	H
	L 41-37	H
1943-44	W 42-41	A
	L 67-41	A
1944-45	L 57-46	A
	L 69-56	A
1945-46	W 62-45	H
	W 68-25	H
1946-47	W 52-51	H
	W 66-53	H
1947-48	L 61-49	A
	W 66-65 (OT)	A
1948-49	L 49-48	A
	L 54-48	H
	W 50-34	A
1949-50	W 60-56	H
	W 61-38	H
1950-51	W 50-42	A
	W 57-43	N (LR)
1951-52	L 48-46	H
	L 59-55	A
1952-53	W 87-68	H
	L 70-45	A
1953-54	L 80-55	A
	L 76-62	H
1954-55	W 73-66	N (Houston)
	W 83-61	A
	W 86-75	H
1955-56	W 84-70	A
	L 86-65	H
1956-57	W 81-70	N (Houston)

L 78-68	A
L 82-69	H
L 50-49	N (Houston)
L 63-59	H
L 61-59	A
W 72-61	A
L 68-62	H
W 74-63	H
W 94-74	A
W 80-55	A
W 84-72	A
W 104-84	A
L 63-55	H
L 85-70	A
L 69-65	A
L 76-63	H
L 77-69	A
W 79-61	H
W 77-64	A
W 76-71	A
W 73-67	H
L 60-56	A
W 66-63	H
L 73-61	A
W 78-65	H
W 67-62	A
L 74-67	H
L 76-69	H
L 85-78	A
L 85-82	H
L 97-93	A
W 103-95	H
W 113-108	A
W 90-69	A
W 105-79	H
L 77-69	A
W 106-81	H
W 74-67	A
W 86-51	A
W 80-62	H
W 111-68	H
W 72-45	A
W 78-51	N (LR)
W 69-60	A
W 69-48	H
W 79-66	H
W 68-50	A
W 73-64	A
W 77-73	A
W 57-52	A
W 75-59	A
W 60-54	H
W 72-65 (OT)	A
W 70-43	H
W 82-55	A
L 65-62	A
W 79-54	H
W 67-56	H
L 71-68	A
W 58-50	A
W 60-59	H
W 62-54	H
W 88-68	H
W 80-61	A
W 112-87	A
W 81-77	H
W 83-70	A
W 70-66	A
W 104-80	A
W 86-62	H
W 100-87	H
W 109-80	N (Dallas)
W 80-61	N (NLR)

## Rider College

<i>Arkansas leads.....1-0</i>		
<i>Home.....1-0</i>		
1988-89	W 96-89	H

## Robert Morris

<i>Arkansas leads.....1-0</i>		
<i>Home.....1-0</i>		
2012-13	W 79-74	H

## Rockhurst

<i>Arkansas leads.....4-0</i>		
<i>Home.....3-0</i>		
<i>Away.....1-0</i>		
1971-72	W 102-72	H
1972-73	W 87-76	A
1974-75	W 78-61	A
1977-78	W 99-63	H

<b>St. John's</b>		
<i>Series tied.....1-1</i>		
<i>Neutral.....1-1</i>		
1984-85	L 68-65	N (Salt Lake City)
1992-93	W 80-74	N (Winston-Salem, N.C.)

## St. Peter's

<i>Arkansas leads.....2-0</i>		
<i>Away.....1-0</i>		
<i>Neutral.....1-0</i>		
1982-83	W 52-48	A
1983-84	W 82-49	N (LR)

## Saint Louis

<i>Arkansas trails.....3-7</i>		
<i>Home.....2-1</i>		
<i>Away.....0-6</i>		
<i>Neutral.....1-0</i>		
1925-26	L 40-30	A
1929-30	L 32-13	A
1930-31	L 24-18	A
	W 33-30	H
1931-32	L 25-23	A
	W 33-19	H
1942-43	L 43-37	A
1954-55	L 99-72	A
1955-56	L 68-66	H
1997-98	W 78-70	N (San Juan, P.R.)

## Samford

<i>Arkansas leads.....3-0</i>		
<i>Home.....2-0</i>		
<i>Neutral.....1-0</i>		
1985-86	W 72-51	H
1989-90	W 97-67	N (PB)
2017-18	W 95-56	H

## Sam Houston State

<i>Arkansas leads.....4-0</i>		
<i></i>		





**South Alabama**

Arkansas leads.....6-1  
 Home:.....1-1  
 Away:.....3-0  
 Neutral:.....2-0

1988-89 W 103-71 N (PB)  
 1989-90 W 105-90 A  
 1990-91 W 101-91 H  
 1991-92 W 101-82 A  
 2008-09 W 79-77 A  
 2009-10 L 74-61 H  
 2013-14 W 72-60 N (LR)

**South Carolina**

Arkansas leads.....20-13  
 • Since Ark. joined the SEC in '91-'92: Same  
 Home:.....11-4  
 Away:.....7-7  
 Neutral:.....2-2

1991-92 W 89-73 H  
 1992-93 W 86-76 A  
 1993-94 W 79-53 H  
 1994-95 W 88-73 H  
 1995-96 W 81-69 H  
 W 80-58 N (New Orleans)  
 L 78-65 A  
 1997-98 W 96-88 H  
 1998-99 W 72-66 A  
 1999-00 L 76-65 H  
 2000-01 W 69-67 A  
 2001-02 L 62-60 H  
 2002-03 L 72-65 A  
 2003-04 W 82-66 H  
 L 91-81 N (Atlanta)  
 L 64-52 A  
 2005-06 W 73-59 H  
 2006-07 L 66-60 A  
 W 82-52 N (Atlanta)  
 L 70-66 H  
 2008-09 L 82-78 (OT) A  
 2009-10 W 92-79 H  
 2010-11 L 81-74 (OT) A  
 2011-12 W 76-65 H  
 2012-13 L 75-54 A  
 2013-14 W 71-64 H  
 L 71-69 N (Atlanta)  
 W 75-55 H  
 W 71-70 A  
 2015-16 L 76-61 H  
 2016-17 W 83-76 A  
 2017-18 W 81-65 H  
 W 69-64 N (St. Louis)

**South Carolina-Upstate**

Arkansas leads.....1-0  
 Home:.....1-0  
 2011-12 W 83-63 H

**South Dakota**

Arkansas leads.....1-0  
 Home:.....1-0  
 1932-33 W 33-27 H

**Southeast Missouri State**

Arkansas leads.....8-1  
 Home:.....6-1  
 Neutral:.....2-0

1924-25 L 28-21 H  
 1978-79 W 90-51 H  
 1982-83 W 74-57 H  
 1983-84 W 98-69 H  
 1992-93 W 96-72 N (PB)  
 2003-04 W 78-68 H  
 2006-07 W 92-52 H  
 2010-11 W 66-56 H  
 2014-15 W 84-67 N (North Little Rock)

**Southeastern Louisiana**

Arkansas leads.....5-0  
 Home:.....5-0

1984-85 W 65-62 H  
 1998-99 W 95-57 H  
 2008-09 W 91-87 (OT) H  
 2011-12 W 62-55 H  
 2013-14 W 111-65 H

**Southeastern Oklahoma State**

Arkansas leads.....9-2  
 Home:.....9-2

1929-30 W 32-29 H  
 W 24-22 H  
 1936-37 W 33-19 H

W 39-28 H  
 1938-39 W 51-33 H  
 W 36-21 H  
 1939-40 W 32-20 H  
 L 26-25 H  
 1941-42 W 30-19 H  
 W 38-36 H  
 1955-56 L 65-64 H

**Southern Colorado**

Arkansas leads.....1-0  
 Home:.....1-0  
 1976-77 W 91-43 H

**Southern California**

Arkansas trails.....0-3  
 Away:.....0-1  
 Neutral:.....0-2

1966-67 L 70-67 A  
 1985-86 L 88-74 H  
 2006-07 L 77-60 N (Spokane, Wash.)

**Southern Illinois**

Arkansas leads.....4-2  
 Home:.....1-1  
 Away:.....0-1  
 Neutral:.....3-0

1970-71 L 99-78 A  
 1971-72 L 93-92 H  
 1972-73 W 97-96 N (LR)  
 1985-86 W 86-72 N (LR)  
 2006-07 W 61-53 (OT) N (Orlando, Fla.)  
 2016-17 W 90-65 H

**Southern Methodist (SMU)**

Arkansas leads.....96-58  
 Home:.....55-17  
 Away:.....37-33  
 Neutral:.....4-8

1923-24 L 17-11 H  
 W 21-15 H  
 1924-25 W 29-25 A  
 W 39-20 A  
 1925-26 W 29-27 H  
 W 28-8 H  
 1926-27 W 32-30 A  
 W 32-31 A  
 1927-28 W 48-26 H  
 W 34-22 H  
 1928-29 W 32-26 A  
 W 39-17 A  
 1929-30 W 28-27 H  
 W 44-29 H  
 1930-31 W 32-27 A  
 L 40-27 A  
 1931-32 W 46-20 H  
 W 29-20 H  
 1932-33 W 40-23 A  
 W 26-25 A  
 1933-34 W 39-35 H  
 L 44-37 H  
 1934-35 L 30-22 A  
 L 41-27 H  
 1935-36 W 34-23 H  
 W 40-28 H  
 1936-37 L 29-25 A  
 W 37-28 A  
 1937-38 W 32-23 H  
 W 34-26 H  
 1938-39 L 47-31 H  
 L 32-19 A  
 1939-40 W 75-40 H  
 W 36-26 H  
 1940-41 W 40-23 A  
 W 40-32 A  
 1941-42 W 52-22 N (Okla. City)  
 W 35-33 H  
 W 36-34 H  
 1942-43 W 39-35 A  
 W 36-29 H  
 1943-44 W 68-58 H  
 W 74-49 H  
 1944-45 W 59-52 A  
 W 65-49 A  
 1945-46 W 81-53 H  
 W 74-46 H  
 1946-47 L 64-62 A  
 L 47-44 A  
 1947-48 W 47-40 H  
 W 58-57 H  
 1948-49 W 54-45 A  
 W 47-39 H  
 1949-50 W 63-55 H

1950-51 L 57-48 A  
 L 60-45 A  
 W 50-48 H  
 1951-52 L 54-40 N (Dallas)  
 L 54-50 H  
 L 57-48 A  
 1952-53 L 65-62 N (Dallas)  
 W 71-66 A  
 L 79-74 H  
 1953-54 L 70-66 N (Houston)  
 W 61-58 H  
 L 92-68 A  
 1954-55 W 85-74 H  
 L 83-69 A  
 1955-56 L 67-62 N (Houston)  
 L 58-53 H  
 W 72-80 A  
 1956-57 L 64-60 N (Houston)  
 L 69-55 A  
 L 87-59 H  
 1957-58 L 49-46 A  
 W 65-63 H  
 W 61-55 N (Shreveport)  
 L 65-64 N (Houston)  
 L 59-50 H  
 L 56-51 A  
 1959-60 L 67-56 N (Houston)  
 L 72-70 H  
 L 93-82 A  
 1960-61 W 76-74 H  
 W 88-82 (OT) A  
 L 77-70 H  
 L 84-81 A  
 1962-63 W 73-71 A  
 W 82-79 H  
 1963-64 W 82-71 A  
 L 84-76 H  
 L 88-75 A  
 1965-66 L 75-74 A  
 L 67-66 A  
 1966-67 L 69-59 H  
 L 69-66 A  
 1967-68 W 70-68 A  
 L 95-87 H  
 L 84-69 H  
 L 76-68 N (LR)  
 1969-70 L 76-75 H  
 W 88-72 H  
 1970-71 L 90-88 A  
 L 112-99 H  
 1971-72 L 85-71 A  
 W 88-74 H  
 L 110-94 A  
 1972-73 W 103-96 H  
 W 89-88 A  
 L 95-87 H  
 1974-75 W 73-69 A  
 W 72-50 H  
 1975-76 L 82-81 H  
 L 82-76 H  
 W 74-70 A  
 1976-77 W 77-59 A  
 W 81-58 H  
 1977-78 W 72-65 H  
 W 86-75 A  
 1978-79 W 79-67 A  
 W 71-55 H  
 1979-80 W 84-69 H  
 L 62-58 A  
 1980-81 W 92-50 A  
 W 47-33 H  
 1981-82 W 68-48 H  
 W 54-53 A  
 1982-83 W 63-56 A  
 W 71-61 H  
 1983-84 W 70-69 H  
 W 80-71 A  
 L 63-60 (OT) A  
 W 69-66 H  
 1984-85 W 68-55 N (Dallas)  
 L 71-66 H  
 1985-86 L 90-80 A  
 W 76-63 H  
 1986-87 L 93-76 A  
 1987-88 W 85-83 (OT) A  
 L 73-63 H  
 1988-89 W 93-73 H  
 W 81-68 A  
 1989-90 W 80-61 A  
 W 77-46 H  
 W 84-51 H  
 1990-91 W 98-70 H

W 79-70 A  
 1992-93 W 72-53 A  
 1993-94 W 96-70 H  
 1994-95 W 78-66 A  
 1995-96 W 73-46 H  
 2013-14 W 89-78 H  
 2014-15 W 78-72 A

**Southern Miss**

Arkansas leads.....5-1  
 Home:.....1-1  
 Neutral:.....4-0

1978-79 W 93-79 N (PB)  
 1980-81 W 76-68 N (PB)  
 1981-82 W 63-54 N (PB)  
 1982-83 W 64-62 N (PB)  
 2000-01 L 63-54 H  
 2005-06 W 77-35 H

**Southern (La.) University**

Arkansas leads.....2-0  
 Home:.....1-0  
 Neutral:.....1-0

1985-86 W 76-75 N (PB)  
 2015-16 W 86-68 H

**Southern Utah**

Arkansas leads.....2-0  
 Home:.....1-0  
 Neutral:.....1-0

1988-89 W 109-76 N (PB)  
 1996-97 W 92-52 H

**Southwest Kansas State**

Arkansas trails.....0-1  
 Neutral:.....0-1

1937-38 L 36-33 N (Oklahoma City)

**Southwestern (Tenn.)**

Arkansas leads.....1-0  
 Home:.....1-0

1940-41 W 58-35 H

**Stanford**

Arkansas trails.....0-2  
 Away:.....0-1  
 Neutral:.....0-1

1947-48 L 60-53 A  
 2015-16 L 69-66 N (Brooklyn)

**Stephen F. Austin**

Arkansas leads.....5-0  
 Home:.....4-0  
 Neutral:.....1-0

1935-36 W 53-24 N (Houston)  
 2006-07 W 70-59 H  
 2008-09 W 67-51 H  
 2009-10 W 72-69 H  
 2016-17 W 78-62 H

**St. Joseph's (Pa.)**

Arkansas leads.....1-0  
 Away:.....1-0

1946-47 W 46-36 A

**Syracuse**

Series tied.....1-1  
 Home:.....0-1  
 Neutral:.....1-0

1994-95 W 96-94 (OT) N (Austin, Texas)  
 2012-13 L 91-85 H

**Tennessee**

Series tied.....20-20  
 • Since Ark. joined SEC in '91-'92: Ark. trails 16-18  
 Home:.....10-4  
 Away:.....4-11  
 Neutral:.....6-5

1936-37 W 42-34 N (New Orleans)  
 1948-49 W 58-55 N (Memphis)  
 1960-61 W 89-76 N (LR)  
 1963-64 L 77-57 N (New Orleans)  
 1991-92 L 83-81 A  
 1992-93 L 101-91 H  
 1993-94 W 65-64 A  
 1994-95 W 97-79 H  
 1995-96 L 66-59 A  
 1996-97 W 77-54 H  
 1997-98 L 74-71 A  
 W 102-96 N (Atlanta)  
 1998-99 W 69-52 H

1999-00 L 73-66 A  
 2000-01 W 82-77 (OT) H  
 2001-02 L 64-53 A  
 A L 68-61 N (Atlanta)  
 2002-03 L 70-62 H  
 2003-04 L 69-65 A  
 2004-05 W 70-68 H  
 L 65-46 N (Atlanta)  
 2005-06 W 73-69 A  
 2006-07 L 83-72 H  
 2007-08 L 93-71 A  
 W 92-91 N (Atlanta)  
 2008-09 L 74-72 H  
 2009-10 L 80-73 A  
 2010-11 W 68-65 H  
 L 74-68 N  
 2011-12 L 71-58 A  
 2012-13 W 73-60 H  
 2013-14 L 81-74 A  
 2014-15 L 74-69 A  
 W 69-64 H  
 W 80-72 N (Nashville)  
 2015-16 W 86-67 H  
 W 75-65 A  
 2016-17 W 82-78 H  
 2017-18 W 95-93 (OT) A  
 L 84-66 N (St. Louis)

**Tennessee-Chattanooga**

Arkansas leads.....1-0  
 Home:.....1-0

2001-02 W 98-84 H

**Tennessee-Martin**

Arkansas leads.....3-0  
 Home:.....3-0

1973-74 W 80-68 H  
 1992-93 W 90-69 H  
 2013-14 W 72-53 H

**Tennessee State**

Arkansas leads.....3-0  
 Home:.....3-0

1995-96 W 86-67 H  
 2000-01 W 90-68 H  
 2004-05 W 96-68 H

**Tennessee Tech**

Arkansas leads.....1-0  
 Home:.....1-0

2015-16 W 83-57 H

**Texas**

Arkansas leads.....87-67  
 Home:.....46-21  
 Away:.....27-43  
 Neutral:.....14-3

1923-24 L 30-26 H  
 L 32-21 H  
 1924-25 L 20-18 A  
 L 21-12 A  
 1925-26 W 35-12 H  
 W 27-7 H  
 1926-27 L 32-29 A  
 L 28-24 A  
 1927-28 W 42-26 H  
 W 59-29 H  
 1928-29 W 48-32 A  
 L 36-25 A  
 1929-30 W 22-19 H  
 L 29-27 H  
 1930-31 W 29-21 A  
 L 27-25 A  
 1931-32 W 24-21 H  
 L 27-25 A  
 1932-33 L 36-28 A  
 L 31-28 A  
 1933-34 L 28-26 H  
 W 32-29 H  
 1934-35 W 47-30 A  
 L 33-25 A  
 1935-36 W 38-37 H  
 W 43-31 H  
 W 27-16 N (Houston)  
 1936-37 L 39-28 A  
 L 43-31 A  
 1937-38 W 74-38 H  
 W 42-37 H  
 1938-39 L 41-37 A  
 W 65-41 A  
 1939-40 L 52-33 H  
 W 54-44 H



# » SERIES RECORDS

1940-41	W 50-38	A		W 84-67	A	W 33-22	A	1982-83	W 66-64	A	1949-50	W 52-43	H	
	W 44-34	A		W 70-66	A	W 61-42	H		W 62-55	H		W 45-39	A	
1941-42	W 42-34	H		W 59-41	H	W 66-38	H	1983-84	W 77-54	A	1950-51	L 42-31	A	
	L 58-37	H		W 64-58	H	W 37-25	A		W 59-58	H		L 52-42	H	
1942-43	W 66-44	N (Oklahoma City)		W 60-51	A	L 41-38	A		W 49-47	N (Dallas)	1951-52	W 56-45	N (LR)	
	L 45-31	A		W 66-46	N (Dallas)	W 66-38	H	1984-85	W 70-67	A		L 68-56	A	
	L 48-35	A		L 59-55	A	W 58-36	H		W 58-53	H	1952-53	L 49-46	H	
1943-44	W 59-48	H		L 61-57	H	W 47-45	A	1985-86	L 81-67	A		L 65-63	A	
	W 54-46	H		W 79-62	H	W 40-31	A		L 93-76	H	1953-54	W 60-50	N (Houston)	
1944-45	L 49-40	A		L 78-73	A	W 79-49	H		L 67-51	N (Dallas)		W 66-59	A	
	W 74-38	A		1987-88	W 91-62	H	L 67-52	H	1986-87	W 87-69	H		W 70-55	H
1945-46	W 55-47	H		L 79-72	A	1943-44	W 70-35	A	W 100-97 (20T)	A	1954-55	L 67-62	H	
	W 90-63	H		W 99-92	A		W 60-38	A	1987-88	L 74-67	A		W 110-89	A
1946-47	L 49-44	A		W 105-82	H	1944-45	W 80-21	H		W 79-58	H	1955-56	W 74-72	H
	L 66-46	A		W 100-76	N (Dallas)		W 87-36	H		W 76-64	N (Dallas)		W 90-71	H
1947-48	W 54-40	H		1989-90	W 109-100	H	L 56-55	A	1988-89	W 75-60	H	1956-57	W 62-58	H
	L 54-43	H		W 88-85	N (Dallas)		W 53-43	A		L 82-71	A		L 64-57	A
1948-49	W 60-54	A		W 103-96 (OT)	A	1946-47	W 62-56	H		W 94-84	N (Dallas)	1957-58	W 65-49	H
	W 54-50	H		1990-91	W 101-89	H	W 71-58	H	1989-90	W 100-84	A		W 56-46	A
1949-50	W 60-51	H		L 99-86	A	1947-48	W 62-47	A		W 114-100	H	1958-59	L 52-45	A
	W 51-37	A		W 120-89	N (Dallas)		W 57-46	A	1990-91	W 113-88	H		L 76-71	H
1950-51	L 50-42	H		2006-07	L 80-76	A	W 62-47	H		W 111-72	A	1959-60	W 74-60	H
	W 40-38	A		2008-09	W 67-61	H	W 61-46	A		W 108-61	N (Dallas)		W 66-61	A
1951-52	L 62-51	A		2009-10	L 96-85	H	L 43-35	A	2010-11	L 71-62 (OT)	N (Dallas)	1960-61	W 88-75	H
	W 45-44	H		2010-11	L 79-46	A	W 52-46	H	2012-13	L 69-51	A		W 96-76	A
1952-53	L 70-65	H		2016-17	W 77-74	N (Houston)	L 34-33	H		W 73-62	H	1961-62	W 64-61	A
	L 62-57	A					W 45-38	H	2013-14	L 69-53	H		W 90-80	H
1953-54	L 66-65	N (Houston)		<b>Texas-Arlington</b>			L 49-46	N (Dallas)	2014-15	W 81-75	H	1962-63	W 81-59	A
	L 64-61	A		Arkansas leads.....	7-0		L 47-42	H	2015-16	L 92-69	A		W 104-94	H
	L 67-57	H		Home.....	5-0		W 49-40	A		W 74-71	H	1963-64	W 66-60	A
1954-55	L 75-74	A		Away.....	1-0		L 56-48	H	2016-17	W 62-60	A		W 108-77	H
	W 79-74	H		Neutral.....	1-0		W 45-38	H		W 86-77	H	1964-65	W 88-70	A
1955-56	W 70-67	A		1965-66	W 78-64	H	W 80-55	H	2017-18	L 80-66	A		W 96-72	H
	W 79-69	H		1968-69	W 80-69	H	W 67-54	A		W 94-75	H	1965-66	L 88-85	A
1956-57	W 89-76	N (Houston)		W 87-78	N (LR)	1954-55	W 74-70	N (Houston)					W 91-73	H
	W 67-66	H		1969-70	W 85-73	A	L 62-59	A	<b>Texas Christian (TCU)</b>			1966-67	L 78-61	A
	W 70-54	A		1999-00	W 102-95 (OT)	H	W 73-63	H	Arkansas leads.....	104-38			W 83-78	H
1957-58	W 83-67	N (Houston)		2010-11	W 87-74	H	W 80-49	N (Houston)	Home.....	54-15		1967-68	W 68-67	H
	W 57-55	A		2016-17	W 71-67	H	W 98-66	H	Away.....	46-21			L 77-75	A
	W 74-60	H					W 61-52	A	Neutral.....	4-2		1968-69	L 85-79	A
1958-59	W 77-74	A		<b>Texas-Pan American</b>			W 73-65	A	1923-24	L 31-30	H		W 63-47	H
	W 63-56	H		Arkansas leads.....	2-0		W 63-46	H		L 23-21	A	1969-70	L 82-68	H
1959-60	W 68-58	N (Houston)		Home.....	2-0		W 67-51	H	1924-25	L 28-26	H		L 97-95	A
	L 72-66	A		1999-00	W 70-56	H	L 66-57	A		W 21-20	A	1970-71	L 89-87	H
	L 71-57	H		2005-06	W 66-38	H	L 63-62	H	1925-26	W 24-23	H		L 92-86	A
1960-61	L 68-58	A					W 72-71	A		L 30-15	H	1971-72	L 95-77	A
	W 74-59	H		<b>Texas-San Antonio</b>			L 77-68	H	1926-27	W 24-16	A		L 98-90	H
1961-62	L 73-59	A		Arkansas leads.....	5-0		L 82-61	A		W 23-22	A	1972-73	W 90-75	H
	L 61-60	H		Home.....	3-0		L 81-62	A	1927-28	W 23-18	H		W 96-95	A
1962-63	L 69-63	H		Away.....	1-0		L 70-68	H		W 28-24	H	1973-74	W 86-74	A
	L 99-86	A		Neutral.....	1-0		W 64-59	H	1928-29	W 41-24	A		W 109-99	H
1963-64	W 58-53	H		1981-82	W 71-42	A	L 89-79	A		W 66-26	A	1974-75	W 70-61	A
	L 80-67	A		1982-83	W 78-59	H	W 66-55	H	1929-30	W 32-21	H		W 81-57	H
1964-65	L 81-65	A		1984-85	W 74-67	N (LR)	L 80-78	A		W 22-18	H	1975-76	W 100-65	H
	L 74-72	N (LR)		2007-08	W 67-42	H	L 72-64	A	1930-31	L 35-26	A		W 83-66	A
1965-66	W 93-82	H		2013-14	W 104-71	H	L 60-57	H		W 30-29	H		W 81-65	H
	L 74-70	A					L 82-79	H	1931-32	L 31-27	A	1976-77	W 62-45	H
1966-67	L 71-62	A		<b>Texas A&amp;M</b>			L 91-77	A		W 37-24	H		W 79-64	A
	L 67-61	H		Arkansas leads.....	102-55		L 75-72	A	1932-33	L 29-19	A	1977-78	W 43-35	N (LR)
1967-68	W 85-80	N (LR)		Since TAMU joined SEC in '12-'13; Ark. leads 6-4			W 94-71	H		L 30-26	A		W 77-57	A
	W 74-73	A		Home.....	57-14		W 47-46	N (LR)	1933-34	W 31-15	H		W 84-42	H
1968-69	L 67-59	A		Away.....	38-37		L 60-53	A		L 28-21	A	1978-79	W 90-51	A
	W 69-65	H		Neutral.....	7-4		W 75-70	H	1934-35	W 41-20	H		W 108-65	H
1969-70	L 75-69	A		1923-24	L 35-27	A	L 71-67	A		W 42-24	A	1979-80	W 70-58	H
	W 78-61	H			L 32-17	A	L 73-68	H	1935-36	W 47-15	A		W 74-47	A
1970-71	L 88-79	H		1924-25	W 54-18	H	L 79-66	A		W 40-29	H	1980-81	W 85-51	H
	W 88-87 (OT)	A			W 38-17	H	L 64-59	H	1936-37	W 38-35	A		W 63-48	A
1971-72	L 117-93	A		1925-26	W 37-27	A	L 72-60	A		W 43-21	A	1981-82	W 62-59	A
	L 92-86	H			W 35-27	A	L 87-83	H	1937-38	W 53-26	H		W 79-69	H
1972-73	W 76-72	A		1926-27	W 37-34	H	L 92-89	A		W 57-38	H		W 80-70	N (Dallas)
	W 86-74	H			W 25-16	H	W 100-89	H	1938-39	W 44-32	A	1982-83	W 69-55	H
1973-74	L 96-81	H		1927-28	W 42-18	A	L 86-85	H		W 51-38	A		W 64-56	A
	L 99-82	A			W 46-31	A	W 84-73	A	1939-40	W 59-45	H		L 61-59	N (Dallas)
1974-75	W 56-52	H		1928-29	W 49-32	H	L 108-82	A		W 52-36	H	1983-84	W 70-62	A
	W 68-56	A			W 38-29	H	L 86-80 (OT)	A	1940-41	W 67-42	A		W 55-48	H
1975-76	L 59-57	A		1929-30	W 28-24	A	W 97-86	H		W 66-43	A	1984-85	W 67-59	H
	W 75-68	N (LR)			W 25-23	A	W 95-89 (20T)	H	1941-42	W 41-33	H		L 72-66 (OT)	A
1976-77	W 86-58	A		1930-31	W 30-19	H	L 62-60	A		W 63-37	A	1985-86	L 71-62	A
	W 73-61	H			L 37-34	H	W 93-91 (20T)	H	1942-43	L 37-25	N (Okla. City)		L 73-71 (20T)	H
1977-78	L 75-69	A		1931-32	L 28-23	A	L 70-69	A		W 33-23	A	1986-87	L 80-77	H
	W 75-71	H			W 33-27	A	W 72-58	H	1943-44	W 54-39	A		L 73-66	A
1978-79	L 66-63	H		1932-33	L 25-21	H	W 63-62	A		W 71-50	H	1987-88	W 96-53	H
	W 68-58	A			L 25-23	H	W 84-68	H	1944-45	W 60-29	H		W 63-61	A
1979-80	W 39-38	N (Houston)		1933-34	W 23-22	A	W 80-79	H		W 37-33	A	1988-89	L 51-45	A
	W 55-50	A			L 35-23	A	L 74-69 (OT)	A	1945-46	W 60-35	A		W 100-60	H
	W 60-59	H		1934-35	W 45-41	H	W 60-56	H		L 53-50	H	1989-90	W 93-79	H
	W 64-62	N (San Antonio)			W 51-31	H	L 45-39	A	1946-47	W 58-36	H		L 81-79	A
1980-81	L 62-60	H		1935-36	W 22-18	A	W 45-44	H		W 54-39	A	1990-91	W 93-73	A
	W 54-48	A			W 34-27	A	L 52-50	N (San Antonio)		W 63-53	A		W 97-61	H
	L 76-73	N (LR)		1936-37	W 45-19	H	W 52-47	H	1947-48	W 37-30	H			
1981-82	L 87-73	A			W 36-32	H	W 65-61	A		W 47-38	H			
	W 62-55 (OT)	H		1937-38	W 45-32	A	W 64-63	A	1948-49	W 41-36	A			
1982-83	W 83-64	H					W 92-75	H		W 67-52	H			





**Texas Southern**  
 Arkansas leads.....6-0  
 Home.....4-0  
 Neutral.....2-0

1988-89	W 97-79	N (LR)
1993-94	W 129-63	H
1994-95	W 79-78	N (Austin, Texas)
2008-09	W 80-61	H
2010-11	W 67-59	H
2011-12	W 77-49	H

**Texas State**  
 Arkansas leads.....3-0  
 Home.....3-0

2001-02	W 90-68	H
2002-03	W 70-60	H
2005-06	W 73-67	H

**Texas Tech**  
 Series tied.....39-39  
 Home.....24-11  
 Away.....11-23  
 Neutral.....4-5

1942-43	W 43-38	N (Oklahoma City)
1957-58	W 71-67	N (Houston)
	W 58-55	H
	L 69-48	A
1958-59	L 72-62	N (Houston)
	W 61-57	H
	L 80-69	A
1959-60	L 82-79	A
	W 78-55	H
1960-61	L 72-66	H
	L 87-81	A
1961-62	L 66-64	H
	L 76-64	A
1962-63	L 80-75	A
	W 83-78	H
1963-64	L 93-84	A
	L 87-86	H
1964-65	L 93-78	A
	L 87-80	H
1965-66	W 74-65	H
	L 79-74	A
1966-67	W 70-65	H
	L 73-59	A
1967-68	W 61-56	H
	L 74-72	A
1968-69	W 64-53	H
	L 59-57	A
1969-70	L 50-48	A
	L 76-71	N (LR)
1970-71	L 98-68	A
	L 89-87	H
1971-72	L 76-73	H
	L 86-85	A
1972-73	L 73-64	A
	L 64-63	H
1973-74	L 80-77	H
	L 89-83	A
1974-75	W 65-62	H
	L 63-55	A
1975-76	W 92-86 (2OT)	H
	L 86-78	A
	L 70-63	H
1976-77	W 41-38	A
	W 60-53	H
1977-78	W 54-49	A
	W 58-49	H
1978-79	W 63-57	H
	W 66-65	A
	W 93-77	N (Houston)
1979-80	W 71-69 (OT)	A
	W 84-60	H
1980-81	W 60-35	H
	W 64-61	A
1981-82	L 79-74	A
	W 67-61	H
1982-83	W 62-59	A
	W 77-63	H
1983-84	W 67-57	H
	W 55-49	A
1984-85	L 64-48	A
	L 52-50	H
	L 67-64	N (Dallas)
1985-86	L 48-46	H
	W 79-72 (OT)	A
1986-87	L 95-73	A
	W 93-75	H
	L 73-59	N (Dallas)
1987-88	W 69-48	H
	W 75-65	A

1988-89	W 69-62	H
	L 84-73	A
1989-90	W 92-75	A
	W 100-77	H
1990-91	W 113-86	A
	W 87-69	H
2005-06	W 78-65	N (Dallas)
2006-07	L 71-56	N (NLR)
2015-16	W 75-68 (OT)	H

**Texas Wesleyan**  
 Arkansas leads.....1-0  
 Neutral.....1-0

1942-43	W 52-46	N (Oklahoma City)
---------	---------	-------------------

**Toledo**  
 Arkansas leads.....1-0  
 Neutral.....1-0

1962-63	W 58-55	N (Okla. City)
---------	---------	----------------

**Troy**  
 Arkansas leads.....4-1  
 Home.....2-1  
 Neutral.....2-0

1996-97	W 137-70	H
2002-03	L 74-66	H
2004-05	W 89-54	N (St. Thomas, U.S. VI)
2010-11	W 75-60	H
2017-18	W 88-63	N (NLR)

**Tulane**  
 Arkansas leads.....5-0  
 Home.....1-0  
 Away.....3-0  
 Neutral.....1-0

1949-50	W 42-41	A
1972-73	W 87-83	A
1973-74	W 89-73	H
1975-76	W 67-55	N (LR)
1976-77	W 76-73	A

**Tulsa**  
 Arkansas leads.....36-23  
 Home.....24-8  
 Away.....9-14  
 Neutral.....3-1

1931-32	W 33-28	H
	W 37-29	H
1932-33	W 35-25	A
	W 28-19	H
1933-34	W 18-13	H
	L 25-24	A
1934-35	L 25-21	A
	W 33-14	H
1935-36	W 47-30	H
	W 42-28	H
1941-42	W 59-30	H
	W 69-27	H
1946-47	W 56-21	H
1950-51	W 59-46	H
	L 48-46	A
	W 53-44	N (Oklahoma City)
1951-52	L 48-44	A
	L 66-48	H
1952-53	L 69-50	A
	L 61-50	H
1953-54	L 51-50	A
	W 55-49	H
1954-55	L 63-47	A
	W 68-60	H
1955-56	L 53-45	H
	L 55-51	A
1956-57	W 77-70	A
	W 52-43	H
1957-58	W 79-61	A
	W 50-43	H
1958-59	L 54-52	H
	L 61-54	A
1959-60	W 65-51	H
	L 78-65	A
1960-61	L 64-59	A
	W 66-58	H
1961-62	W 87-59	H
	W 99-77	A
1962-63	L 76-68	H
	L 68-66	A
1963-64	L 95-86	A
1964-65	W 65-64	H
1969-70	L 74-66	N (Memphis)
1972-73	L 85-81	H
1974-75	L 64-60	H
1976-77	W 81-66	A

1984-85	W 70-66	N (LR)
1987-88	L 68-47	A
1988-89	W 118-69	H
1991-92	W 74-64	A
1992-93	W 101-87	H
1993-94	W 93-91 (OT)	A
	W 103-84	N (Dallas)
1994-95	W 82-63	H
2001-02	W 79-75	A
2002-03	L 61-60	H
2003-04	W 81-74	A
2004-05	W 85-73	H
2006-07	W 68-59	H

**UCLA**  
 Arkansas trails.....1-2  
 Away.....0-1  
 Neutral.....1-1

1973-74	L 101-79	A
1977-78	W 74-70	N (Albuquerque, N.M.)
1994-95	L 89-78	N (Seattle)

**U.S. International**  
 Arkansas leads.....1-0  
 Home.....1-0

1989-90	W 166-101	H
---------	-----------	---

**Utah**  
 Arkansas trails.....0-1  
 Neutral.....0-1

1997-98	L 75-69	N (Boise, Idaho)
---------	---------	------------------

**Utah State**  
 Arkansas leads.....1-0  
 Away.....0-1

1971-72	L 95-94	A
---------	---------	---

**Utah Valley**  
 Arkansas leads.....2-0  
 Home.....2-0

2011-12	W 67-59	H
2014-15	W 79-46	H

**Vanderbilt**  
 Arkansas leads.....24-12  
 Since Ark. joined SEC in '91-92: Ark. leads 22-11  
 Home.....14-3  
 Away.....6-8  
 Neutral.....4-1

1963-64	L 101-77	A
1990-91	W 107-70	H
1991-92	W 91-71	H
1992-93	L 102-89	A
1993-94	W 89-76	H
1994-95	W 97-94 (OT)	A
	W 73-72	N (Atlanta)
1995-96	L 80-73	H
1996-97	L 87-83 (OT)	A
1997-98	W 93-83	H
1998-99	L 73-69	H
1999-00	W 78-63	A
2000-01	L 81-64	A
2001-02	W 81-67	A
2002-03	W 60-50	H
2003-04	W 70-62	H
2004-05	L 79-65	A
2005-06	W 78-66	H
2006-07	W 82-67	A
	W 72-71	N (Atlanta)
2007-08	W 78-73	H
	W 81-75	N (Atlanta)
2008-09	L 75-58	A
2009-10	L 89-72	H
2010-11	W 89-78	A
2011-12	W 82-74	H
2012-13	W 56-33	H
	L 67-49	A
	L 75-72	N (Nashville)
2013-14	W 77-75	A
2014-15	W 82-70	H
2015-16	W 90-85 (OT)	H
2016-17	W 71-70	A
	L 72-59	H
	W 76-62	N (Nashville)
2017-18	W 72-54	A

**Villanova**  
 Arkansas trails.....0-3  
 Away.....0-1  
 Neutral.....0-2

1983-84	L 58-54	A
1987-88	L 82-74	N (Cincinnati)
1998-99	L 76-63	N (Fairbanks, Alaska)

**Virginia**  
 Arkansas trails.....3-4  
 Home.....1-0  
 Away.....0-2  
 Neutral.....2-2

1983-84	L 53-51 (OT)	N (E. Rutherford, N.J.)
1984-85	L 54-52	A
1986-87	L 78-66	N (PB)
1987-88	W 66-52	H
1988-89	L 75-65	A
1994-95	W 68-61	N (Seattle)
1998-99	W 85-83	N (Fairbanks, Alaska)

**Virginia Commonwealth**  
 Arkansas leads.....1-0  
 Neutral.....1-0

2007-08	W 70-60	N (San Juan, PR)
---------	---------	------------------

**Virginia Military Institute**  
 Arkansas leads.....2-1  
 Neutral.....2-1

1964-65	L 72-70	N (Los Angeles)
1973-74	W 96-86	N (LR)
1989-90	W 92-61	N (LR)

**Wabash**  
 Arkansas leads.....1-0  
 Home.....1-0

1973-74	W 83-77	H
---------	---------	---

**Wake Forest**  
 Arkansas trails.....3-5  
 Home.....1-2  
 Away.....1-1  
 Neutral.....1-2

1976-77	L 86-80	N (Norman, Okla.)
1981-82	L 49-48	N (LR)
1982-83	W 68-65	N (Greensboro, N.C.)
1998-99	W 75-59	A
1999-00	L 70-64	H
2001-02	L 76-71	H
2014-15	W 83-53	H
2015-16	L 88-85	A

**Washburn**  
 Arkansas trails.....0-1  
 Home.....0-1

1970-71	L 80-75	H
---------	---------	---

**Washington (Mo.)**  
 Arkansas leads.....2-0  
 Away.....1-0  
 Neutral.....1-0

1953-54	W 69-55	A
	W 68-50	N (LR)

**Washington State**  
 Arkansas trails.....0-1  
 Neutral.....0-1

1940-41	L 64-53	N (Kansas City)
---------	---------	-----------------

**Weber State**  
 Arkansas leads.....2-0  
 Neutral.....2-0

1977-78	W 73-52	N (Eugene, Ore.)
1978-79	W 74-63	N (Lawrence, Kan.)

**West Texas State**  
 Arkansas leads.....2-1  
 Home.....1-1  
 Neutral.....1-0

1939-40	W 48-43	N (Oklahoma City)
1941-42	L 54-41	H
1978-79	W 84-54	H

**West Virginia**  
 Arkansas leads.....1-0  
 Neutral.....1-0

2006-07	W 71-64	N (Orlando, Fla.)
---------	---------	-------------------

**Western Carolina**  
 Series tied.....1-1  
 Home.....1-1

1998-99	W 90-54	H
2003-04	L 62-59 (OT)	H

**Western Illinois**  
 Arkansas leads.....3-0  
 Home.....2-0  
 Away.....1-0

1974-75	W 88-51	H
1975-76	W 75-72 (OT)	A
2005-06	W 83-54	H

**Westminster (Pa.)**  
 Arkansas trails.....0-1  
 Away.....0-1

1944-45	L 71-61	A
---------	---------	---

**Western Kentucky**  
 Arkansas leads.....4-2  
 Home.....0-1  
 Away.....0-1  
 Neutral.....4-0

1935-36	W 43-36	N (LR)
	W 39-30	N (LR)
1945-46	W 66-46	N (LR)
	W 67-38	N (LR)
1973-74	L 102-100	H
1974-75	L 74-63	A

**Wichita State**  
 Series tied.....1-1  
 Home.....1-0  
 Away.....0-1

1956-57	L 64-47	A
	W 80-67	H

**Winthrop**  
 Arkansas leads.....1-0  
 Neutral.....1-0

2004-05	W 72-49	N (St. Thomas, U.S., VI)
---------	---------	--------------------------

**Wisconsin**  
 Arkansas trails.....0-1  
 Neutral.....0-1

2012-13	L 77-70	N (Las Vegas)
---------	---------	---------------

**Wisconsin-Parkside**  
 Arkansas leads.....1-0  
 Home.....1-0

1981-82	W 84-59	H
---------	---------	---

**Wofford**  
 Arkansas leads.....2-0  
 Home.....1-0  
 Neutral.....1-0

2007-08	W 67-45	H
2014-15	W 56-53	N (Jacksonville, Fla.)

**Wyoming**  
 Arkansas leads.....2-1  
 Neutral.....2-1

1940-41	W 52-40	N (Kansas City)
1948-49	W 61-48	N (Kansas City)
1950-51	L 40-26	N (Okla. City)

(LR) - Little Rock, Ark.  
 (NLR) - North Little Rock, Ark.  
 (PB) - Pine Bluff, Ark.



# » YEAR-BY-YEAR RECORDS

Season	Coach	Record	Conference	Finish	Postseason	Season	Coach	Record	Conference	Finish	Postseason
1923-24	Francis Schmidt	17-11	3-9	7th	--	1994-95	Nolan Richardson	32-7	12-4	T-1st West	NCAA Runner-up
1924-25	Francis Schmidt	21-5	9-3	3rd	--	1995-96	Nolan Richardson	20-13	9-7	T-2nd West	NCAA Regional Semifinal
1925-26	Francis Schmidt	23-2	11-1	1st	--	1996-97	Nolan Richardson	18-14	8-8	2nd West	NIT Final Four
1926-27	Francis Schmidt	14-2	8-2	1st	--	1997-98	Nolan Richardson	24-9	11-5	2nd West	NCAA Second Round
1927-28	Francis Schmidt	19-1	12-0	1st	--	1998-99	Nolan Richardson	23-11	9-7	2nd West	NCAA Second Round
1928-29	Francis Schmidt	19-1	11-1	1st	--	1999-00	Nolan Richardson	19-15	7-9	3rd West	NCAA First Round
1929-30	Charles Bassett	16-7	10-2	1st	--	2000-01	Nolan Richardson	20-11	10-6	2nd West	NCAA First Round
1930-31	Charles Bassett	14-9	7-5	T-3rd	--	2001-02	Nolan Richardson**	14-15	6-10	T-4th West	--
1931-32	Charles Bassett	18-6	8-4	3rd	--	2002-03	Stan Heath	9-19	4-12	T-5th West	--
1932-33	Charles Bassett	14-7	6-6	4th	--	2003-04	Stan Heath	12-16	4-12	6th West	--
1933-34	Glen Rose	16-8	6-6	T-3rd	--	2004-05	Stan Heath	18-12	6-10	4th West	--
1934-35	Glen Rose	14-5	9-3	T-1st	--	2005-06	Stan Heath	22-10	10-6	T-2nd West	NCAA First Round
1935-36	Glen Rose	24-3	11-1	1st	--	2006-07	Stan Heath	21-14	7-9	3rd West	NCAA First Round
1936-37	Glen Rose	12-6	8-4	2nd	--	2007-08	John Pelphrey	23-12	9-7	2nd West	NCAA Second Round
1937-38	Glen Rose	19-3	11-1	1st	--	2008-09	John Pelphrey	14-16	2-14	6th West	--
1938-39	Glen Rose	18-5	9-3	2nd	--	2009-10	John Pelphrey	14-18	7-9	T-3rd West	--
1939-40	Glen Rose	12-10	6-6	4th	--	2010-11	John Pelphrey	18-13	7-9	T-3rd West	--
1940-41	Glen Rose	20-3	12-0	1st	NCAA Final Four	2011-12	Mike Anderson	18-14	6-10	9th	--
1941-42	Glen Rose	19-4	10-2	T-1st	--	2012-13	Mike Anderson	19-13	10-8	7th	--
1942-43	Eugene Lambert	19-7	8-4	3rd	--	2013-14	Mike Anderson	22-12	10-8	5th	NIT Second Round
1943-44	Eugene Lambert	16-8	11-1	T-1st	NCAA Selection*	2014-15	Mike Anderson	27-9	13-5	2nd	NCAA Third Round
1944-45	Eugene Lambert	17-9	9-3	2nd	NCAA Final Four	2015-16	Mike Anderson	16-16	9-9	8th	--
1945-46	Eugene Lambert	16-7	9-3	2nd	--	2016-17	Mike Anderson	26-10	12-6	3rd	NCAA Second Round
1946-47	Eugene Lambert	14-10	8-4	T-2nd	--	2017-18	Mike Anderson	23-12	10-8	4th	NCAA First Round
1947-48	Eugene Lambert	16-8	8-4	3rd	--	<b>Totals</b>	<b>95 years</b>	<b>1,670-938</b>	<b>820-538</b>		
1948-49	Eugene Lambert	15-11	9-3	T-1st	NCAA Regional			<b>(.640)</b>	<b>(.604)</b>		
1949-50	Presley Askew	12-12	8-4	T-1st	--						
1950-51	Presley Askew	13-11	7-5	4th	--						
1951-52	Presley Askew	10-14	4-8	T-6th	--						
1952-53	Glen Rose	10-11	4-8	T-5th	--						
1953-54	Glen Rose	13-9	6-6	T-3rd	--						
1954-55	Glen Rose	14-9	8-4	T-2nd	--						
1955-56	Glen Rose	11-12	9-3	2nd	--						
1956-57	Glen Rose	11-12	5-7	5th	--						
1957-58	Glen Rose	17-10	9-5	T-1st	NCAA Regional						
1958-59	Glen Rose	9-14	6-8	T-5th	--						
1959-60	Glen Rose	12-11	7-7	T-4th	--						
1960-61	Glen Rose	16-7	9-5	3rd	--						
1961-62	Glen Rose	14-10	5-9	6th	--						
1962-63	Glen Rose	13-11	8-6	4th	--						
1963-64	Glen Rose	9-14	6-8	6th	--						
1964-65	Glen Rose	9-14	5-9	5th	--						
1965-66	Glen Rose	13-10	7-7	T-4th	--						
1966-67	Duddy Waller	6-17	4-10	T-7th	--						
1967-68	Duddy Waller	10-14	7-7	5th	--						
1968-69	Duddy Waller	10-14	4-10	8th	--						
1969-70	Duddy Waller	5-19	3-11	8th	--						
1970-71	Lanny Van Eman	5-21	1-13	8th	--						
1971-72	Lanny Van Eman	8-18	5-9	6th	--						
1972-73	Lanny Van Eman	16-10	9-5	T-2nd	--						
1973-74	Lanny Van Eman	10-16	6-8	5th	--						
1974-75	Eddie Sutton	17-9	11-3	2nd	--						
1975-76	Eddie Sutton	19-9	9-7	4th	--						
1976-77	Eddie Sutton	26-2	16-0	1st	NCAA First Round						
1977-78	Eddie Sutton	32-4	14-2	T-1st	NCAA Final Four						
1978-79	Eddie Sutton	25-5	13-3	T-1st	NCAA Regional Final						
1979-80	Eddie Sutton	21-8	13-3	2nd	NCAA First Round						
1980-81	Eddie Sutton	24-8	13-3	1st	NCAA Regional Semifinal						
1981-82	Eddie Sutton	23-6	12-4	1st	NCAA Second Round						
1982-83	Eddie Sutton	26-4	14-2	2nd	NCAA Regional Semifinal						
1983-84	Eddie Sutton	25-7	14-2	2nd	NCAA First Round						
1984-85	Eddie Sutton	22-13	10-6	2nd	NCAA Second Round						
1985-86	Nolan Richardson	12-16	4-12	7th	--						
1986-87	Nolan Richardson	19-14	8-8	5th	NIT Second Round						
1987-88	Nolan Richardson	21-9	11-5	T-2nd	NCAA First Round						
1988-89	Nolan Richardson	25-7	13-3	1st	NCAA Second Round						
1989-90	Nolan Richardson	30-5	14-2	1st	NCAA Final Four						
1990-91	Nolan Richardson	34-4	15-1	1st	NCAA Regional Final						
	• Arkansas joins the Southeastern Conference •										
1991-92	Nolan Richardson	26-8	13-3	1st Overall	NCAA Second Round						
1992-93	Nolan Richardson	22-9	10-6	1st West	NCAA Regional Semifinal						
1993-94	Nolan Richardson	31-3	14-2	1st Overall	NCAA Champion						

\* Southwest Conference champion Arkansas prevented from participating in NCAA Tournament due to an automobile accident.

\*\* Mike Anderson was 1-1 as interim head coach.



Head Coach Nolan Richardson, with former President of the United States Bill Clinton, won 389 games and guided Arkansas to the Final Four three times from 1986-2002.





Years	Coach	Years	NCAA Appearances	W	L	Pct.
1924-29	Francis Schmidt	6	0	113	22	.837
1930-33	Charles Bassett	4	0	62	29	.681
1934-42	Glen Rose	9	1	154	47	.766
1943-49	Eugene Lambert	7	3	113	60	.653
1950-52	Presley Askew	3	0	35	37	.486
1953-66	Glen Rose	14	1	171	154	.526
1967-70	Duddy Waller	4	0	31	64	.326
1971-74	Lanny Van Eman	4	0	39	65	.375
1975-85	Eddie Sutton	11	9	260	75	.776
1986-02	Nolan Richardson	17	13	389	169	.697
2003-07	Stan Heath	5	2	82	71	.536
2008-11	John Pelphrey	4	1	69	59	.539
2012-pres.	Mike Anderson	7	4	151	86	.637
<b>Totals</b>		<b>95</b>	<b>34</b>	<b>1,670</b>	<b>939</b>	<b>.640</b>



**MIKE ANDERSON**



**PRESLEY ASKEW**



**CHARLES BASSETT**



**STAN HEATH**



**EUGENE LAMBERT**



**JOHN PELPHREY**



**NOLAN RICHARDSON**



**GLEN ROSE**



**FRANCIS SCHMIDT**



**EDDIE SUTTON**



**LARRY VAN EMAN**



**DUDDY WALLER**

*\*The records do not reflect Mike Anderson's 1-1 record as interim coach during the 2001-02 season.*



# » YEAR-BY-YEAR RESULTS

## 1923-24 17-11, 3-9 (7th) Coach: Francis Schmidt

Opponent	Site	W/L	Score
@NE Oklahoma St.	A	W	19-13
@NE Oklahoma St.	A	W	33-12
Boynton Boys School	H	W	46-18
Jonesboro YMCA	H	L	38-25
Gay Oil Company	H	W	34-19
North Little Rock High	H	W	35-28
Fort Smith Faculty	H	W	69-8
Ozark Athletic Club	H	W	61-36
NE Oklahoma St.	H	W	43-22
NE Oklahoma St.	H	W	42-14
Arkansas Normal	H	W	62-27
Arkansas Normal	H	W	34-14
Southwest Missouri St.	H	L	38-31
Southwest Missouri St.	H	W	22-21
SMU*	H	L	17-11
SMU*	H	W	21-15
TCU*	H	L	31-30
TCU*	H	L	23-21
Hendrix College	H	W	28-18
Hendrix College	H	W	39-21
@Baylor*	A	L	33-29
@Baylor*	A	W	28-14
@Texas A&M*	A	L	35-27
@Texas A&M*	A	L	32-17
@Rice*	A	L	22-19
@Rice*	A	W	29-22
Texas*	H	L	30-26
Texas*	H	L	32-21

\* Southwest Conference games

## 1924-25 21-5, 9-3 (3rd) Coach: Francis Schmidt

Opponent	Site	W/L	Score
@College of the Ozarks	A	W	27-18
Gay Oil Company @ LR	N	W	31-13
England National Bank @ LR	N	W	31-22
Stuttgart Athletic Club	H	W	34-18
Jonesboro YMCA	H	W	28-24
Southwest Missouri St.	H	L	28-21
@Cairo (Ill.) Aces	A	W	35-7
@Bemis (Tenn.) YMCA	A	W	31-24
@Arkansas St.	A	W	31-9
@England Athletic Club	A	W	78-22
Hendrix College	H	W	40-16
Hendrix College	H	W	34-25
@SMU*	A	W	29-25
@SMU*	A	W	39-20
@TCU*	A	L	28-26
@TCU*	A	W	21-20
Baylor*	H	W	39-14
Baylor*	H	W	23-14
Rice*	H	W	37-19
Rice*	H	W	29-9
Texas A&M*	H	W	54-18
Texas A&M*	H	W	38-17
@Texas*	A	L	20-18
@Texas*	A	L	21-12
Oklahoma St.	H	W	21-17
Oklahoma St.	H	L	25-23

\* Southwest Conference games

## 1925-26 23-2, 11-1 (1st) SWC champion Coach: Francis Schmidt

Opponent	Site	W/L	Score
@Ozark Athletic Club	A	W	81-7
@Fort Smith National Guard	A	W	64-6
Union Trust Company @ LR	N	W	35-22
England Athletic Club	H	W	64-18
@Jonesboro YMCA	A	W	29-22
@Arkansas St.	A	W	32-14
@Centralia (Ill.) Lions	A	W	29-13
@New Coliseum (St. Louis) Ath. Club	A	W	29-20
@St. Louis	A	L	40-30
Hendrix College	H	W	43-25
Hendrix College	H	W	39-21
SMU*	H	W	29-27
SMU*	H	W	28-8
@Baylor*	A	W	22-9
@Baylor*	A	W	19-14
Centenary	H	W	69-21
Centenary	H	W	43-9
Texas*	H	W	35-12
Texas*	H	W	27-7
@Rice*	A	W	54-15
@Rice*	A	W	25-17
@Texas A&M*	A	W	37-27
@Texas A&M*	A	W	35-21
TCU*	H	W	24-23
TCU*	H	L	30-15

\* Southwest Conference games

## 1926-27 14-2, 8-2 (1st) SWC champion Coach: Francis Schmidt

Opponent	Site	W/L	Score
@Ozark Athletic Club	H	W	27-13
NE Oklahoma St.	H	W	25-19
@Graham & Broening @ LR	A	W	38-34
@Southwestern Bell @ LR	A	W	42-26
@Jonesboro YMCA	A	W	49-25
@Arkansas St.	A	W	42-12
Rice*	H	W	36-18
Rice*	H	W	34-18
@TCU*	A	W	24-16
@TCU*	A	W	23-22
Texas A&M*	H	W	37-34
Texas A&M*	H	W	25-16
@Texas*	A	L	32-29
@Texas*	A	L	28-24
@SMU*	A	W	32-30
@SMU*	A	W	32-31

\* Southwest Conference games

## 1927-28 19-1, 12-0 (1st) SWC champion Coach: Francis Schmidt

Opponent	Site	W/L	Score
NE Oklahoma St.	H	W	59-29
NE Oklahoma St.	H	W	61-24
@Drury College	A	W	39-20
@Southwest Missouri St.	A	L	45-31
@College of the Ozarks	A	W	53-27
@College of the Ozarks	A	W	59-20
TCU*	H	W	23-18
TCU*	H	W	28-24
Texas*	H	W	42-26
Texas*	H	W	59-29
Hendrix College	H	W	69-30
Hendrix College	H	W	50-24
@Baylor*	H	W	59-21
@Baylor*	H	W	34-21



Long before Bud Walton Arena and even Barnhill Arena, Arkansas played its home games in Schmitt's Barn.





SMU*	H	W	48-26
SMU*	H	W	34-22
@Rice*	A	W	20-11
@Rice*	A	W	28-23
@Texas A&M*	A	W	42-18
@Texas A&M*	A	W	46-31

\*Southwest Conference games

**1928-29**  
**19-1, 11-1 (1st)**  
**SWC champion**  
**Coach: Francis Schmidt**

Opponent	Site	W/L	Score
NE Oklahoma St.	H	W	54-28
NE Oklahoma St.	H	W	54-34
Little Rock All-Stars	H	W	32-21
@Fort Smith Collegians	A	W	45-22
@Jonesboro YMCA	A	W	43-30
@Earle Cardinals	A	W	47-25
@SMU*	A	W	32-26
@SMU*	A	W	39-17
@TCU*	A	W	41-24
@TCU*	A	W	66-26
Baylor*	H	W	59-24
Baylor*	H	W	71-23
Drury College	H	W	52-25
Drury College	H	W	42-22
@Texas*	A	W	48-32
@Texas*	A	L	36-25
Rice*	H	W	51-18
Rice*	H	W	44-13
Texas A&M*	H	W	49-32
Texas A&M*	H	W	38-29

\*Southwest Conference games

**1929-30**  
**16-7, 10-2 (1st)**  
**SWC champion**  
**Coach: Charles Bassett**

Opponent	Site	W/L	Score
NE Oklahoma St.	H	W	57-26
NE Oklahoma St.	H	W	37-17
SE Oklahoma St.	H	W	32-29
SE Oklahoma St.	H	W	24-22
@Drury College	A	L	28-25
@St. Louis	A	L	32-13
@Southwest Missouri St.	A	L	40-21
@Pittsburg (Kan.) St.	A	L	36-23
@Pittsburg (Kan.) St.	A	L	51-20
TCU*	H	W	32-21
TCU*	H	W	22-18
Texas*	H	W	22-19
Texas*	H	L	29-27
@Baylor*	A	W	30-23
@Baylor*	A	W	27-21
@Oklahoma St.	A	W	30-20
@Oklahoma St.	A	W	30-23
SMU*	H	W	28-27
SMU*	H	W	44-29
@Texas A&M*	A	W	28-24
@Texas A&M*	A	W	25-23
@Rice*	A	W	30-26
@Rice*	A	L	37-16

\*Southwest Conference games

**1930-31**  
**14-9, 7-5 (T3rd)**  
**Coach: Charles Bassett**

Opponent	Site	W/L	Score
NE Oklahoma St.	H	W	36-29
NE Oklahoma St.	H	W	39-21
Pittsburg (Kan.) St.	H	L	40-31
Pittsburg (Kan.) St.	H	L	28-26
Colonial Baking AAU @ LR	N	W	30-27
Colonial Baking AAU @ LR	N	W	30-27
@Butler	A	L	37-21
@St. Louis	A	L	24-18
@Texas*	A	W	29-21
@Texas*	A	L	27-25
Rice*	H	W	36-32
Rice*	H	W	31-25
Texas A&M*	H	W	30-19

Texas A&M*	H	L	37-34
@TCU*	A	L	35-26
@TCU*	A	W	30-29
St. Louis	H	W	33-30
Baylor*	H	L	29-27
Baylor*	H	W	29-25
Oklahoma St.	H	W	37-22
Oklahoma St.	H	W	29-22
@SMU*	A	W	32-27
@SMU*	A	L	40-27

\*Southwest Conference games

**1931-32**  
**18-6, 8-4 (3rd)**  
**Coach: Charles Bassett**

Opponent	Site	W/L	Score
NE Oklahoma St.	H	W	36-29
NE Oklahoma St.	H	W	39-21
Tulsa	H	W	33-28
Tulsa	H	W	37-29
@Southwest Missouri St.	A	W	41-38
@Pittsburg (Kan.) St.	A	L	36-20
@Drury College	A	W	45-26
@St. Louis	A	L	25-23
Texas*	H	W	24-21
Texas*	H	L	27-25
Drury College	H	W	35-14
Pittsburg (Kan.) St.	H	W	32-21
SMU*	H	W	46-20
SMU*	H	W	29-20
@Baylor*	A	L	34-28
@Baylor*	A	W	42-31
TCU*	H	L	31-27
TCU*	H	W	37-24
St. Louis	H	W	33-19
Southwest Missouri St.	H	W	37-19
@Texas A&M*	A	L	28-23
@Rice*	A	W	25-23
@Rice*	A	W	34-19
@Texas A&M*	A	W	33-27

\*Southwest Conference games

**1932-33**  
**14-7, 6-6 (4th)**  
**Coach: Charles Bassett**

Opponent	Site	W/L	Score
@NE Oklahoma St.	A	W	31-16
NE Oklahoma St.	H	W	33-20
@Nebraska	A	L	41-24
@Creighton	A	W	29-28
@South Dakota	A	W	33-27
@Tulsa	A	W	35-25
North Texas St.	H	W	34-20
North Texas St.	H	W	36-26
@Texas*	A	L	36-28
@Texas*	A	L	31-28
Rice*	H	W	36-32
Rice*	H	W	33-23
@TCU*	A	L	29-19
@TCU*	A	L	30-26
@SMU*	A	W	40-23
@SMU*	A	W	26-25
Tulsa	H	W	28-19
Texas A&M*	H	L	25-21
Texas A&M*	H	L	25-23
Baylor*	H	W	34-19
Baylor*	H	W	39-30

\*Southwest Conference games

**1933-34**  
**16-8, 6-6 (3rd)**  
**Coach: Glen Rose**

Opponent	Site	W/L	Score
NE Oklahoma St.	H	W	30-19
NE Oklahoma St.	H	W	27-23
@Southwest Missouri St.	A	L	16-13
@Diamond Oilers @ Fort Smith	A	W	39-31
@Central Arkansas	A	W	54-30
Colonial Baking AAU @ LR	N	W	54-37
Colonial Baking AAU @ LR	N	W	37-28
Southwest Missouri St.	H	W	22-15
Tulsa	H	W	18-13

TCU*	H	W	31-15
TCU*	H	L	28-21
Oklahoma St.	H	W	46-22
Oklahoma St.	H	W	28-23
@Tulsa	A	L	25-24
@Baylor*	A	W	31-29
@Baylor*	A	L	31-20
Texas*	H	L	28-26
Texas*	H	W	32-29
@Rice*	A	W	31-20
@Rice*	A	L	25-22
@Texas A&M*	A	W	23-22
@Texas A&M*	A	L	35-23
SMU*	H	W	39-35
SMU*	H	L	44-37

\*Southwest Conference games

**1934-35**  
**14-5, 9-3 (T1st)**  
**SWC champion**  
**Coach: Glen Rose**

Opponent	Site	W/L	Score
NE Oklahoma St.	H	W	38-21
NE Oklahoma St.	H	W	53-14
@Tulsa	A	L	25-21
Diamond Oilers @ Tulsa	N	L	28-26
@East Central (Okla.) St.	A	W	50-21
Tulsa	H	W	33-14
Rice*	H	W	31-30
Rice*	H	W	37-19
@TCU*	A	W	41-20
@TCU*	A	W	42-24
Fort Smith Vehicle Sports	H	W	60-32
Baylor*	H	W	37-27
Baylor*	H	W	48-30
@Texas*	A	W	47-30
@Texas*	A	L	33-23
@SMU*	A	L	30-22
@SMU*	A	L	41-27
Texas A&M*	H	W	45-41
Texas A&M*	H	W	51-31

\*Southwest Conference games

**1935-36**  
**24-3, 11-1 (1st)**  
**SWC champion**  
**U.S. Olympic finalist**  
**Coach: Glen Rose**

Opponent	Site	W/L	Score
NE Oklahoma St.	H	W	47-19
NE Oklahoma St.	H	W	50-19
@Oklahoma St.	A	L	33-21
@Oklahoma St.	A	W	24-15
@Tulsa	A	W	47-30
@Fort Smith Vehicle Sports	A	W	52-24
@Central Arkansas	A	W	42-38
@Central Arkansas	A	W	66-27
Oklahoma Tire AAU	H	W	42-39
@Texas A&M*	A	W	22-18
@Texas A&M*	A	W	34-27
@Rice*	A	W	33-26
@Rice*	A	L	35-29
Tulsa	H	W	42-28
SMU*	H	W	34-23
SMU*	H	W	40-28
@Baylor*	A	W	44-26
@Baylor*	A	W	39-14
TCU*	H	W	47-15
TCU*	H	W	40-29
Texas*	H	W	38-37
Texas*	H	W	43-31

**U.S. Olympic Playoffs • Houston, Texas**

Texas	N	W	27-16
Stephen F. Austin	N	W	53-24

**U.S. Olympic Playoffs • Little Rock, Ark.**

Western Kentucky	N	W	43-26
Western Kentucky	N	W	39-30

**U.S. Olympic Playoffs • New York, N.Y.**

Hollywood Universal	N	L	40-29
---------------------	---	---	-------

\*Southwest Conference games

**1936-37**  
**12-6, 8-4 (2nd)**  
**Coach: Glen Rose**

Opponent	Site	W/L	Score
Drake	H	W	31-22
SE Oklahoma St.	H	W	33-19
SE Oklahoma St.	H	W	39-28

**Sugar Bowl Classic • New Orleans, La.**

Opponent	Site	W/L	Score
Tennessee	N	W	42-34
Brown Paper Mill AAU	H	L	31-29
Baylor*	H	L	25-22
Baylor*	H	W	42-24
@SMU*	A	L	29-25
@SMU*	A	W	37-28
@Texas*	A	L	39-28
@Texas*	A	L	43-31
Texas A&M*	H	W	45-19
Texas A&M*	H	W	36-32
Rice*	H	W	52-29
Rice*	H	W	52-34
Phillips 66ers	H	L	39-33
@TCU*	A	W	38-35
@TCU*	A	W	43-21

\*Southwest Conference games

**1937-38**  
**19-3, 11-1 (1st)**  
**SWC champion**  
**Coach: Glen Rose**

Opponent	Site	W/L	Score
Staf-O-Life AAU	H	W	52-26
@Murray St.	A	L	43-40
Ole Miss @ Memphis	N	W	47-43
Ole Miss @ LR	N	W	48-46

**All College Tournament • At Oklahoma City, Okla.**

Opponent	Site	W/L	Score
NW Oklahoma St.	N	W	45-44
Central (Mo.) St.	N	W	43-36
SW Kansas St.	N	L	36-33
North Texas	N	W	32-21
@Texas A&M*	A	W	45-32
@Texas A&M*	A	W	33-22
Parks Clothiers AAU	H	W	28-25
Rice*	H	W	38-31
Rice*	H	W	59-37
Marianne (Ark.) AAU	H	W	57-25
TCU*	H	W	53-26
TCU*	H	W	57-38
Texas*	H	W	74-38
Texas*	H	W	42-37
@Baylor*	A	L	54-47
@Baylor*	A	W	54-45
SMU*	H	W	32-23
SMU*	H	W	34-26

\*Southwest Conference games

**1938-39**  
**18-5, 9-3 (2nd)**  
**Coach: Glen Rose**

Opponent	Site	W/L	Score
SE Oklahoma St.	H	W	51-33
SE Oklahoma St.	H	W	36-21
Phillips 66ers	H	W	32-31
Drury College	H	W	44-21
Drury College	H	W	27-19
@Oklahoma	A	W	39-31
@Oklahoma	A	W	36-30
Parks Clothiers AAU	H	L	66-28

**Sugar Bowl Classic • New Orleans, La.**

Opponent	Site	W/L	Score
Purdue	N	L	57-51
@Fort Smith Buick AAU	A	W	61-19
@SMU*	A	L	47-31
@SMU*	A	L	32-19
@Texas*	A	L	41-37
@Texas*	A	W	65-41
Baylor*	H	W	46-38
Baylor*	H	W	40-36
@TCU*	A	W	44-32
@TCU*	A	W	51-38
Parks Clothiers AAU	H	W	48-45
Texas A&M*	H	W	61-42
Texas A&M*	H	W	66-38
@Rice*	A	W	50-45
@Rice*	A	W	40-35

\*Southwest Conference games



# » YEAR-BY-YEAR RESULTS

## 1939-40 12-10, 6-6 (4th) Coach: Glen Rose

Opponent	Site	W/L	Score
SE Oklahoma St.	H	W	32-20
SE Oklahoma St.	H	L	26-25
Pittsburg (Kan.) St.	H	L	62-50
Pittsburg (Kan.) St.	H	W	49-42
Oklahoma	H	L	49-36
Oklahoma	H	W	40-38

### All-College Tournament • Oklahoma City, Okla.

West Texas St.	N	W	48-43
Pittsburg (Kan.) St.	N	W	44-33
Oklahoma St.	N	L	32-26
Central (Mo.) St.	N	W	60-46
Texas*	H	L	52-33
Texas*	H	W	54-44
@Baylor*	A	L	40-24
@Baylor*	A	L	47-39
SMU*	H	W	75-40
SMU*	H	W	36-26
@Texas A&M*	A	W	37-25
@Texas A&M*	A	L	41-38
@Rice*	A	L	60-43
@Rice*	A	L	42-28
TCU*	H	W	59-45
TCU*	H	W	52-36

\*Southwest Conference games

## 1940-41 20-3, 12-0 (1st) SWC champion NCAA Final Four Coach: Glen Rose

Opponent	Site	W/L	Score
Drury College	H	W	62-17
Drury College	H	W	46-20
@Murray St.	A	W	52-30
Southwestern (Tenn.)	H	W	58-35
Phillips 66ers @ LR	N	W	38-24
@Phillips 66ers	A	L	35-33
@Pittsburg (Kan.) St.	A	W	48-45
@Texas*	A	W	50-38
@Texas*	A	W	44-34
Texas A&M*	H	W	68-33
Texas A&M*	H	W	58-36
Pittsburg (Kan.) St.	H	W	71-45
Baylor*	H	W	62-48
Baylor*	H	W	36-31
Rice*	H	W	66-41
Rice*	H	W	48-43
Phillips 66ers @ Tulsa	N	L	31-26
@TCU*	A	W	67-42
@TCU*	A	W	66-43
@SMU*	A	W	40-23
@SMU*	A	W	40-32

### NCAA Western Regional • Kansas City, Mo.

Wyoming	N	W	52-40
---------	---	---	-------

### NCAA Final Four • Kansas City, Mo.

Washington St.	N	L	64-53
----------------	---	---	-------

\*Southwest Conference games

## 1941-42 19-4, 10-2 (T1st) SWC champion Coach: Glen Rose

Opponent	Site	W/L	Score
SE Oklahoma St.	H	W	30-19
SE Oklahoma St.	H	W	38-36
Central (Okla.) St.	H	W	43-23
Central (Okla.) St.	H	W	42-25

### All-College Tournament • Oklahoma City, Okla.

Central (Mo.) St.	N	W	44-36
West Texas St.	N	L	54-41
SMU	N	W	52-22
East Central (Okla.)	N	W	54-28
@Phillips 66ers	A	L	34-33
SMU*	H	W	35-33
SMU*	H	W	36-34
@Rice*	A	L	51-38
@Rice*	A	W	55-47
Tulsa	H	W	59-30

@Baylor*	A	W	53-43
@Baylor*	A	W	50-45
@Texas A&M*	A	W	47-45
@Texas A&M*	A	W	40-31
Texas*	H	W	42-34
Texas*	H	L	58-37
Tulsa	H	W	69-27
TCU*	H	W	41-33
TCU*	H	W	63-37

\*Southwest Conference games

## 1942-43 19-7, 8-4 (3rd) Coach: Eugene Lambert

Opponent	Site	W/L	Score
Camp Crowder (Mo.)	H	W	43-31
East Central (Okla.)	H	W	50-35
Pittsburg (Kan.) St.	H	W	57-46
@Camp Crowder (Mo.)	A	W	40-29
@Drury College	A	W	42-29
@Southwest Missouri St.	A	W	47-31
Quachita College @ Fort Smith	N	W	44-29

### All-College Tournament • Oklahoma City, Okla.

Texas Tech	N	W	43-38
Texas Wesleyan	N	W	52-46
Texas	N	W	66-44
TCU	N	L	37-25
@Phillips 66ers	A	L	48-27
Pittsburg (Kan.) St.	H	W	43-38
@St. Louis	A	L	43-37
@SMU*	A	W	39-35
@SMU*	A	W	36-29
Rice*	H	W	52-35
Rice*	H	L	41-37
Baylor*	H	W	68-35
Baylor*	H	W	40-38
@Texas*	A	L	45-31
@Texas*	A	L	48-35
Texas A&M*	H	W	74-49
Texas A&M*	H	L	67-52
@TCU*	A	W	33-23
@TCU*	A	W	54-39

\*Southwest Conference games

## 1943-44 16-8, 11-1 (T1st) SWC champion Coach: Eugene Lambert

Opponent	Site	W/L	Score
Conway (Ark.) AAU	H	W	60-33
Pittsburg (Kan.) St.	H	W	42-37
Springfield (Mo.) AAU	H	W	65-40
@Camp Chaffee (Ark.)	A	W	58-52
@City College of New York	A	W	39-37
@Albright College	A	L	47-40
DePaul @ Buffalo, N.Y.	N	L	59-30
TCU*	H	W	71-50
TCU*	H	W	60-29
@Rice*	A	W	42-41
@Rice*	A	L	67-41
SMU*	H	W	68-58
SMU*	H	W	74-49
@Oklahoma St.	A	L	66-41
Oklahoma St. @ Oklahoma City	N	L	17-15
@Phillips 66ers	A	L	57-42
@Baylor*	A	W	45-28
@Baylor*	A	W	36-34
Texas*	H	W	59-48
Texas*	H	W	54-46
@Pittsburg (Kan.) St.	A	L	50-42
@Texas A&M*	A	W	70-35
@Texas A&M*	A	W	60-38
Champ Chaffee (Fort Smith)	H	L	58-42

\*Southwest Conference games

## 1944-45 17-9, 9-3 (2nd) NCAA Final Four Coach: Eugene Lambert

Opponent	Site	W/L	Score
@Pittsburg (Kan.) St.	A	W	45-3
Blytheville AAB (Ark.)	H	W	76-45
@City College of New York	A	W	59-47
@Westminster College (Pa.)	A	L	71-61

### All-College Tournament • Oklahoma City, Okla.

Denver	N	W	50-36
Oklahoma	N	W	54-51
Oklahoma St.	N	L	43-34
Baylor*	H	W	94-28
Baylor*	H	W	90-30
Phillips 66ers	H	L	60-40
Oklahoma St. @ LR	N	W	41-38
Oklahoma St. @ El Dorado	N	L	49-40
@Texas*	A	L	49-40
@Texas*	A	W	74-38
@Rice*	A	L	57-46
@Rice*	A	L	69-56
@TCU*	A	W	37-33
@TCU*	A	W	60-35
Pittsburg (Kan.) St.	H	W	76-45
@SMU*	A	W	59-52
@SMU*	A	W	65-49
Texas A&M*	H	W	80-21
Texas A&M*	H	W	87-36
Phillips 66ers	H	L	62-34

### NCAA Western Regional • Kansas City, Mo.

Oregon	N	W	79-76
--------	---	---	-------

### NCAA Final Four • Kansas City, Mo.

Oklahoma St.	N	L	68-41
--------------	---	---	-------

\*Southwest Conference games


## 1945-46 16-7, 9-3 (2nd) Coach: Eugene Lambert

Opponent	Site	W/L	Score
Camp Chaffee (Ark.)	H	W	76-35
Sedalia AAB (Mo.)	H	W	101-37
Western Kentucky @ LR	N	W	66-46
Western Kentucky @ LR	N	W	67-38
Memphis NATTC	H	W	52-47
@New York University	A	L	63-62
@Kentucky	A	L	67-42
Texas*	H	W	55-47
Texas*	H	W	90-63
@Baylor*	A	W	49-37
@Baylor*	A	L	40-28
Camp Hood (Texas)	H	W	62-53
SMU*	H	W	81-53
SMU*	H	W	74-56
Rice*	H	W	62-45
Rice*	H	W	68-25
TCU*	H	L	53-50
TCU*	H	W	58-36
@Oklahoma St.	A	L	53-29
Oklahoma St. @ Oklahoma City	N	L	46-31
Camp Robinson (Ark.)	H	W	64-53
@Texas A&M*	A	L	56-55
@Texas A&M*	A	W	53-43

\*Southwest Conference games

## 1946-47 14-10, 8-4 (T-2nd) Coach: Eugene Lambert

Opponent	Site	W/L	Score
Tulsa	H	W	56-21
Southwest Missouri St. @ Joplin	N	W	62-55



George Kok's 22 points against Oregon in 1945 helped send Arkansas to its second Final Four.





**Big Six Tournament • Kansas City, Mo.**

Nebraska	N	W	57-46
Kansas	N	L	53-52
Kansas St.	N	L	56-41
@New York University	A	L	67-46
@St. Joseph's (Pa.)	A	W	46-36
@Pittsburg (Kan.) St.	A	L	53-52
Rice*	H	W	52-51
Rice*	H	W	66-53
@TCU*	A	W	54-39
@TCU*	A	W	63-53
University of Mexico	H	W	55-37
Oklahoma St. @ LR	N	L	42-38
Oklahoma St. @ Oklahoma City	N	L	49-44 (OT)
Central Arkansas	H	W	59-39
Baylor*	H	W	55-50
Baylor*	H	W	68-57
@SMU*	A	L	64-62
@SMU*	A	L	47-44
Texas A&M*	H	W	62-56
Texas A&M*	H	W	71-58
@Texas*	A	L	49-44
@Texas*	A	L	66-46

\*Southwest Conference games

**1947-48  
16-8, 8-4 (3rd)  
Coach: Eugene Lambert**

Opponent	Site	W/L	Score
Pittsburg (Kan.) St.	H	W	75-42
Culver-Stockton (Mo.)	H	W	68-36
@New York University	A	L	85-62
@LaSalle (Pa.)	A	L	69-58
North Texas	H	W	62-49

**Los Angeles Tournament • Los Angeles, Calif.**

Brigham Young	N	L	68-58
Loyola (Calif.)	N	W	60-47
Pepperdine	N	W	70-44

**San Francisco Tournament • San Francisco, Calif.**

@San Francisco	A	W	74-58
@Stanford	A	L	60-53
@Texas A&M*	A	W	58-51
@Texas A&M*	A	W	57-46
SMU*	H	W	47-40
SMU*	H	W	58-57
Alabama @ Memphis	N	W	42-35
@Arkansas St.	A	W	76-59
@Baylor*	A	L	42-38
@Baylor*	A	L	55-47
TCU*	H	W	37-30
TCU*	H	W	47-38
Texas*	H	W	54-40
Texas*	H	L	54-43
@Rice*	A	L	61-49
@Rice*	A	W	66-63 (OT)

\*Southwest Conference games

**1948-49  
15-11, 9-3 (T-1st)  
SWC champion  
NCAA Regional Semifinal  
Sweet 16  
Coach: Eugene Lambert**

Opponent	Site	W/L	Score
@Phillips 66ers	A	L	58-40
Oklahoma City	H	W	31-29
@Oklahoma St.	A	L	53-28
@Long Island University	A	L	56-42
@Canisius	A	L	60-51
@Kentucky	A	L	76-39
Pittsburg (Kan.) St.	H	W	79-53
Oklahoma St.	H	L	50-45
Tennessee @ Memphis	N	W	58-55
Baylor*	H	L	41-37
Phillips 66ers @ LR	N	L	58-32
@SMU*	A	W	54-45
@TCU*	A	W	41-36
Rice*	H	L	49-48
Texas A&M*	H	W	62-47
@Baylor*	A	W	52-46
@Texas*	A	W	60-54
Texas*	H	W	54-50
SMU*	H	W	47-39

TCU*	H	W	67-52
@Rice*	A	L	54-48
@Texas A&M*	A	W	61-46

**District VI Playoffs**

Rice	N	W	50-34
Arizona	N	W	65-44

**NCAA Western Regional - Kansas City, Mo.**

Oregon St.	N	L	56-38
Wyoming	N	W	61-48

\*Southwest Conference games

**1949-50  
12-12, 8-4 (T-1st)  
SWC champion  
Coach: Presley Askew**

Opponent	Site	W/L	Score
Pittsburg (Kan.) St.	H	W	59-41
@Oklahoma St.	A	L	43-41
@LSU	A	L	62-46
@Tulane	A	W	42-41
@Illinois	A	L	65-53
@Indiana	A	L	75-50
Oklahoma St. @ LR	N	L	44-36

**All-College Tournament • Oklahoma City, Okla.**

Alabama	N	W	41-33
Wyoming	N	L	40-26
Oklahoma St.	N	L	57-33
Kentucky @ LR	N	L	57-53
Texas*	H	W	60-51
@Texas A&M*	A	L	43-35
@Rice*	A	W	60-56
SMU*	H	W	63-55
Baylor @ LR*	N	L	60-49
@Texas*	A	W	51-37
@Baylor*	A	L	52-42
Pittsburg (Kan.) St. @ LR	N	W	41-36
Texas A&M*	H	W	52-46
TCU*	H	W	52-43
Rice*	H	W	61-38
@SMU*	A	L	57-48
@TCU*	A	W	45-39

\*Southwest Conference games

**1950-51  
13-11, 7-5 (4th)  
Coach: Presley Askew**

Opponent	Site	W/L	Score
Arkansas Tech	H	W	50-45
Tulsa	H	W	59-46
@Oklahoma St.	A	L	55-53
@Tulsa	A	L	48-46
Oklahoma St.	H	L	44-33
@Missouri	A	L	54-32
Ole Miss @ Memphis	N	W	45-35
Ole Miss @ LR	N	L	45-41

**All-College Tournament • Oklahoma City, Okla.**

Tulsa	N	W	53-44
Alabama	N	W	46-34
Oklahoma St.	N	L	54-41
@TCU*	A	L	42-31
@SMU*	A	L	60-45
Texas*	H	L	50-42
Baylor*	H	W	69-55
@Texas A&M*	A	L	34-33
@Rice*	A	W	50-42
SMU*	H	W	50-48
Texas A&M*	H	W	45-38
LSU @ LR	N	W	64-50
@Baylor*	A	W	55-44
@Texas*	A	W	40-38
TCU*	H	L	52-42
Rice @ LR*	N	W	57-43

\*Southwest Conference games

**1951-52  
10-14, 4-8 (T-6th)  
Coach: Presley Askew**

Opponent	Site	W/L	Score
Central (Mo.) College	H	W	52-42
Phillips 66ers	H	L	74-39
Ole Miss @ LR	N	W	66-58
Ole Miss @ Memphis	N	W	68-66

@Tulsa	A	L	48-44
@Mississippi St.	A	L	79-39
Missouri	H	W	49-43
Tulsa	H	L	66-48

**SWC Tournament • Dallas, Texas**

Texas A&M	N	L	49-46
SMU	N	L	54-40
Baylor	N	W	58-44
Texas A&M*	H	L	47-42
@Texas*	A	L	62-51
@Baylor*	A	W	54-38
Rice*	H	L	48-46
Pittsburg (Kan.) St.	H	W	53-37
TCU @ LR*	N	W	56-54
SMU*	H	L	54-50
@Rice*	A	L	59-55
@Texas A&M*	A	W	49-40
Baylor*	H	L	44-39
@SMU*	A	L	57-48
@TCU*	A	L	68-56
Texas*	H	W	45-44

\*Southwest Conference games

**1952-53  
10-11, 4-8 (T-5th)  
Coach: Glen Rose**

Opponent	Site	W/L	Score
@Tulsa	A	L	69-50
Mississippi St.	H	W	102-71
@Missouri	A	W	64-63
Ole Miss @ LR	N	W	104-72

**SWC Tournament • Dallas, Texas**

Arizona	N	W	68-51
SMU	N	L	65-62
Baylor	N	W	59-54
Tulsa	H	L	61-50
@Texas A&M*	A	L	56-48
@Texas*	A	L	62-57
Rice*	H	W	87-68
Baylor*	H	W	49-47
Pittsburg (Kan.) St.	H	W	79-63
TCU*	H	L	49-46
@SMU*	A	W	71-66
@Rice*	A	L	70-45
Texas*	H	L	70-65
Texas A&M*	H	W	66-46
@Baylor*	A	L	74-68
@TCU*	A	L	65-63
SMU*	H	L	79-74

\*Southwest Conference games

**1953-54  
13-9, 6-6 (T-3rd)  
Coach: Glen Rose**

Opponent	Site	W/L	Score
@Tulsa	A	L	51-50
Northwestern (La.) St.	H	W	71-62
@Washington (Mo.)	A	W	69-55
Missouri	H	W	64-63
Washington (Mo.) @ LR	N	W	68-50

**SWC Tournament • Houston, Texas**

TCU	N	W	60-50
Texas	N	L	66-65
SMU	N	L	70-66
Tulsa	H	W	55-49
Ole Miss @ Memphis	N	W	89-76
@Texas*	A	L	64-61
@Baylor*	A	L	63-59
SMU*	H	W	61-58
Rice*	H	L	80-55
Texas A&M*	H	W	80-55
@TCU*	A	W	66-59
@SMU*	A	L	92-68
TCU*	H	W	70-55
Baylor*	H	W	73-51
@Rice*	A	L	76-62
@Texas A&M*	A	W	67-54
Texas*	H	L	67-57

\*Southwest Conference games

**1954-55  
14-9, 8-4 (T-2nd)  
Coach: Glen Rose**

Opponent	Site	W/L	Score
Northwestern (La.) St.	H	L	74-68
@Oklahoma City	A	W	81-76
@Tulsa	A	L	63-47
@Missouri	A	L	77-58
Ole Miss @ LR	N	W	74-64

**SWC Tournament • Houston, Texas**

Rice	N	W	73-66
Alabama	N	L	84-67
Texas A&M	N	W	74-70
Tulsa	H	W	68-60
TCU*	H	W	67-62
@Texas A&M*	A	L	62-59
@Rice*	A	W	83-61
Baylor*	H	W	73-63
Oklahoma City	H	W	55-52
SMU*	H	W	85-74
@Texas*	A	L	75-74
@Baylor*	A	W	75-72
Rice*	H	W	86-75
@Saint Louis	A	L	99-72
Texas*	H	W	79-74
@SMU*	A	L	83-69
Texas A&M*	H	L	73-63
@TCU*	A	W	110-89


\*Southwest Conference games

**1955-56  
11-12, 9-3 (2nd)  
Coach: Glen Rose**

Opponent	Site	W/L	Score
SE Oklahoma St.	H	L	65-64
Tulsa	H	L	53-45
@Oklahoma St.	A	L	70-66 (OT)
@Oklahoma	A	L	69-59

**SWC Tournament • Houston, Texas**

SMU	N	L	67-62
Baylor	N	L	67-63
Texas A&M	N	W	80-49
Missouri	H	L	51-50
@Baylor*	A	W	85-64
@Texas*	A	W	70-67
Rice*	H	W	84-70
Texas A&M*	H	W	98-66
Ole Miss @ Memphis	N	W	85-69
@TCU*	A	W	74-72
SMU*	H	L	58-53
Baylor*	H	W	36-31
@Rice*	A	L	86-65
@Texas A&M*	A	W	61-52
Texas*	H	W	79-69
@SMU*	A	L	80-72



Fred Grim was an honorable mention All-American in 1958, when the Razorbacks won the SWC title and earned a spot in the NCAA Tournament.



# » YEAR-BY-YEAR RESULTS

TCU*	H	W	90-71
@Tulsa	A	L	55-51
Saint Louis	H	L	68-66

\*Southwest Conference games

## 1956-57 11-12, 5-7 (5th) Coach: Glen Rose

Opponent	Site	W/L	Score
Oklahoma	H	W	59-55
@Wichita St.	A	L	64-47
@Tulsa	A	W	77-70
Oklahoma St.	H	L	59-50
@Missouri	A	L	72-52
Wichita St.	H	W	80-67

### SWC Tournament • Houston, Texas

Texas	N	W	89-76
Rice	N	W	81-70
SMU	N	L	64-60
@Texas A&M*	A	W	73-65
@Rice*	A	L	78-68
Baylor*	H	L	52-51
Texas*	H	W	67-66
@Kansas St.	A	L	70-56
TCU*	H	W	62-58
@SMU*	A	L	69-55
Texas A&M*	H	W	63-46
Tulsa	H	W	52-43
@TCU*	A	L	64-57
Rice*	H	L	82-69
@Baylor*	A	L	67-61
@Texas*	A	W	70-54
SMU*	H	L	87-59

\*Southwest Conference games

## 1957-58 17-10, 9-5 (T-1st) SWC champion NCAA Regional Semifinal Sweet 16 Coach: Glen Rose

Opponent	Site	W/L	Score
@Oklahoma	A	L	64-52
New Mexico St.	H	W	59-50
@Tulsa	A	W	79-61
Ole Miss @ LR	N	W	61-58
Kansas St.	H	L	63-48
Missouri	H	W	55-45

### SWC Tournament • Houston, Texas

Texas	N	W	83-67
Rice	N	L	50-49
Texas Tech	N	W	71-67
@Texas*	A	W	57-55
@Baylor*	A	W	68-53
TCU*	H	W	65-49
Texas Tech*	H	W	58-55
Tulsa	H	W	50-43
Texas A&M*	H	W	67-51
@SMU*	A	L	49-46
@TCU*	A	W	56-46
Rice*	H	L	63-59
SMU*	H	W	65-63
@Texas Tech*	A	L	69-48
@Texas A&M*	A	L	66-57
@Rice*	A	L	61-59
Baylor*	H	W	79-55
Texas*	H	W	74-60

### District VI Playoff • Shreveport, La.

SMU	N	W	61-55
-----	---	---	-------

NCAA Midwest Regional • Lawrence, Kan.

Oklahoma St.	N	L	65-40
Cincinnati	N	L	97-62

\*Southwest Conference games

## 1958-59 9-14, 6-8 (T-5th) Coach: Glen Rose

Opponent	Site	W/L	Score
@Missouri	A	L	74-71
Oklahoma	H	W	61-52
LSU @ Shreveport	N	L	67-58
Tulsa	H	L	54-52

### SWC Tournament • Houston, Texas

SMU	N	L	65-64
Baylor	N	W	60-57
Texas Tech	N	L	72-62
Texas Tech*	H	W	61-57
@TCU*	A	L	52-45
Rice*	H	W	72-61
Texas A&M*	H	L	63-62
@Tulsa	A	L	61-54
@Baylor*	A	L	64-58
SMU*	H	L	59-50
@Texas*	A	W	77-74
@Rice*	A	L	68-62
TCU*	H	L	76-71
Baylor*	H	W	59-53
@Texas A&M*	A	W	72-71
@SMU*	A	L	56-51
Texas*	H	W	63-56
@Texas Tech*	A	L	80-69

\*Southwest Conference games

## 1959-60 12-11, 7-7 (T-4th) Coach: Glen Rose

Date	Opponent	UA/Opp Rank	Site	W/L	Score
12/4	Missouri		H	L	75-71
12/5	Oklahoma St.		H	W	54-50
12/7	Tulsa		H	W	65-51
12/12	Ole Miss @ LR		N	L	78-63
12/21	Centenary		H	W	75-55

### SWC Tournament • Houston, Texas

12/28	Baylor		N	W	71-66
12/29	SMU		N	L	67-56
12/30	Texas		N	W	68-58
1/5	TCU*		H	W	74-60
1/9	@Baylor*		A	W	90-83 (2 OT)
1/11	@Texas*		A	L	72-66
1/16	Rice*		H	W	74-63
1/28	@Tulsa		A	L	78-65
2/2	@Texas Tech*		A	L	82-79
2/6	SMU*		H	L	72-70
2/9	Texas A&M*	nr/12	H	L	77-68
2/13	@TCU*		A	W	66-61
2/16	Texas Tech*		H	W	78-55
2/20	@Texas A&M*	nr/11	A	L	82-61
2/22	@Rice*		A	W	94-74
2/26	Texas*		H	L	71-57
2/29	Baylor*		H	W	83-74
3/2	@SMU*		A	L	93-82

\*Southwest Conference games

## 1960-61 16-7, 9-5 (3rd) Coach: Glen Rose

Date	Opponent	UA/Opp Rank	Site	W/L	Score
12/3	@Missouri		A	W	84-75
12/6	@Oklahoma St.		A	L	59-50 (OT)
12/8	North Texas		H	W	94-80
12/10	Ole Miss @ Blytheville		N	W	77-71
12/13	@Tulsa		A	L	64-59
12/17	Centenary		H	W	71-61
12/21	Alabama @ LR		N	W	83-76
12/22	Tennessee @ LR		N	W	89-76
1/4	@Texas*		A	L	68-58
1/7	SMU*		H	W	76-74
1/10	@Texas A&M*		A	L	81-62
1/14	Rice*		H	W	80-55
1/26	Tulsa		H	W	66-58
1/31	@Baylor*		A	W	74-58
2/4	TCU*		H	W	88-75
2/7	Texas Tech*		H	L	72-66
2/11	@Rice*		A	W	84-72
2/14	Texas*		H	W	74-59
2/18	@Texas Tech*		A	L	87-81

2/22	@TCU*		A	W	96-76
2/24	Baylor*		H	W	70-48
2/27	@SMU*		A	W	88-82 (OT)
3/2	Texas A&M*		H	L	70-68

\*Southwest Conference games

## 1961-62 14-10, 5-9 (6th) Coach: Glen Rose

Date	Opponent	UA/Opp Rank	Site	W/L	Score
12/1	@Kansas		A	L	85-74
12/4	Missouri		H	W	72-68
12/8	@North Texas		A	W	68-61
12/12	Oklahoma St.		H	W	63-54
12/14	Tulsa		H	W	87-59
12/16	Ole Miss @ LR		N	W	59-54
12/21	LSU @ Shreveport		N	W	84-81 (OT)

Poinsetta Classic • Greenville, S.C.

12/29	Clemson		N	W	62-60
12/30	Georgia Tech		N	W	72-42
1/3	Texas A&M*		H	W	64-59
1/6	@Texas*		A	L	73-59
1/9	SMU*		H	L	77-70
1/12	@TCU*		A	W	64-61
1/24	@Tulsa		A	W	99-77
1/30	Rice*		H	W	104-84
2/3	Texas Tech*		H	L	66-64
2/6	@Baylor*		A	L	76-60
2/10	TCU*		H	W	90-80
2/13	@Rice*		A	L	63-55
2/17	@Texas Tech*		A	L	76-64
2/20	Baylor*		H	W	76-75
2/23	@Texas A&M*		A	L	89-79
2/27	Texas*		H	L	61-60
3/6	@SMU*		A	L	84-81

\*Southwest Conference games

## 1962-63 13-11, 8-6 (4th) Coach: Glen Rose

Date	Opponent	UA/Opp Rank	Site	W/L	Score
12/3	Kansas		H	W	64-62 (OT)
12/8	@Missouri		A	W	70-61
12/11	@Oklahoma St.		A	L	46-45 (OT)
12/13	Tulsa		H	L	76-68
12/15	Ole Miss @ Blytheville		N	W	90-60
12/19	LSU @ LR		N	L	72-70

All-College Tournament • Oklahoma City, Okla.

12/27	Loyola (Chicago)		N	L	81-62
12/28	Toledo		N	W	58-55
12/29	Creighton		N	W	73-61
1/3	@SMU*		A	W	73-71
1/5	Texas*		H	L	69-63
1/8	@TCU*		A	W	81-59
1/12	@Rice*		A	L	85-70
1/31	@Tulsa		A	L	68-66
2/2	Texas A&M*		H	W	66-55
2/5	@Texas Tech*		A	L	80-75
2/9	Baylor*		H	W	75-65
2/12	Rice*		H	L	69-65
2/16	@Texas A&M*		A	L	80-78
2/19	Texas Tech*		H	W	83-78
2/23	@Baylor*		A	W	67-61
2/26	SMU*		H	W	82-79
3/1	@Texas*		A	L	99-86
3/5	TCU*		H	W	104-94

\*Southwest Conference games

## 1963-64 9-14, 6-8 (6th) Coach: Glen Rose

Date	Opponent	UA/Opp Rank	Site	W/L	Score
11/30	Southwestern Louisiana		H	W	71-65
12/2	Missouri		H	L	76-74
12/4	@Kansas		A	L	73-60
12/9	Oklahoma St.		H	L	74-65
12/14	@Vanderbilt		A	L	101-77
12/20	Lamar Tech		H	W	86-80

### Gulf States Classic • Shreveport, La.

12/27	Tennessee		N	L	77-57
12/28	Ole Miss		N	W	76-68
1/4	@Texas Tech*		A	L	93-84

1/7	Texas*		H	W	58-53
1/11	@TCU*		A	W	66-60
1/25	@Tulsa		A	L	95-86
1/27	@Baylor*		A	W	74-70
2/4	Rice*		H	L	76-63
2/8	@Texas A&M*		A	L	72-64
2/11	SMU*		H	W	83-71
2/15	Baylor*		H	W	73-61
2/18	@Rice*		A	L	77-69
2/22	Texas A&M*		H	L	60-57
2/25	@SMU*		A	L	86-71
2/29	Texas Tech*		H	L	87-86
3/3	@Texas*		A	L	80-67
3/5	TCU*		H	W	108-88

\*Southwest Conference games

## 1964-65 9-14, 5-9 (5th) Coach: Glen Rose

Date	Opponent	UA/Opp Rank	Site	W/L	Score
12/1	Kansas	nr/18	H	L	65-60
12/5	@Missouri		A	L	81-71
12/9	Oklahoma St.		H	L	66-52
12/12	Hardin-Simmons		H	W	68-63
12/15	Tulsa		H	W	65-64

### Great South Classic • Shreveport, La.

12/29	Ole Miss		N	W	82-48
12/30	VMI		N	L	72-70
1/5	@TCU*		A	W	88-70
1/9	@Texas Tech*		A	L	93-78
1/12	Rice*		H	W	79-61
1/16	@Baylor*		A	L	84-75
1/28	@Mississippi St.		A	W	84-69
1/29	@Georgia Tech		A	L	93-83
2/3	Texas A&M*		H	L	82-79
2/6	SMU*		H	L	84-76
2/9	@Texas*		A	L	81-65
2/13	TCU*		H	W	96-72
2/16	Baylor*		H	W	78-73
2/20	@Texas A&M*		A	L	91-77
2/23	Texas @ LR*		N	L	74-72
2/27	@Rice*		A	W	77-64
3/2	Texas Tech*		H	L	87-80
3/4	@SMU*		A	L	88-75

\*Southwest Conference games

## 1965-66 13-10, 7-7 (4th) Coach: Glen Rose

Date	Opponent	UA/Opp Rank	Site	W/L	Score
12/1	@Kansas	nr/8	A	L	81-52
12/4	Missouri		H	W	75-62
12/7	Oklahoma St.		H	W	55-52
12/13	@Centenary		A	W	90-61
12/18	Texas Arlington		H	W	78-64

### Sun Bowl Classic • El Paso, Texas

12/29	Iowa	nr/4	N	L	77-75
12/30	Loyola (La.)		N	W	67-57
1/4	@TCU*		A	L	88-85
1/8	Texas Tech*		H	W	74-65





**1966-67**  
**6-17, 4-10 (T-7th)**  
**Coach: Duddy Waller**

Date	Opponent	UA/Opp Rank	Site	W/L	Score
12/1	Kansas		H	L	73-57
12/3	@Missouri		A	L	73-66
12/7	@Oklahoma St.		A	W	51-46
12/12	Centenary		H	L	81-80

**Memphis Tournament • Memphis, Tenn.**

12/16	Memphis		A	L	43-36
12/17	Oklahoma St.		N	L	50-43

**Los Angeles Holiday Classic • Los Angeles, Calif.**

12/28	Southern Cal		A	L	70-67
12/29	Arizona		N	W	65-61
12/30	Michigan		N	L	82-72
1/3	@Texas*		A	L	71-62
1/7	Texas Tech*		H	W	70-65
1/10	@Baylor*		A	L	65-53
1/14	Texas A&M @ LR*		N	W	47-46
1/17	SMU*		H	L	69-59
1/28	@TCU*		A	L	78-61
1/31	@Rice*		A	L	60-56
2/11	Texas*		H	L	67-61
2/14	@Texas A&M*		A	L	60-53
2/18	Rice*		H	W	66-63
2/21	@SMU*		A	L	69-66
2/25	TCU*		H	W	83-78
2/28	@Texas Tech*		A	L	73-59
3/2	Baylor*		H	L	68-55

\*Southwest Conference games

**1967-68**  
**10-14, 7-7 (5th)**  
**Coach: Duddy Waller**

Date	Opponent	UA/Opp Rank	Site	W/L	Score
12/2	Missouri		H	L	74-52
12/5	Oklahoma St.		H	L	61-52
12/9	Ole Miss @ LR		N	W	64-62
12/11	@Centenary		A	W	85-65
12/19	Centenary @ LR		N	W	90-82
12/21	@Alabama		A	L	82-65

**All-College Tournament • Oklahoma City, Okla.**

12/28	Auburn		N	L	65-58
12/29	Fordham		N	L	80-73
12/30	Idaho St.		N	L	77-75
1/3	Texas A&M*		H	W	75-70
1/6	@Rice*		A	L	73-61
1/9	@Baylor*		A	L	80-69
1/13	Texas @ LR*		H	W	85-80
1/25	@Oklahoma City		A	L	92-90
1/30	TCU*		H	W	68-67
2/3	@SMU*		A	W	70-68
2/6	Texas Tech*		H	W	61-56
2/10	@TCU*		A	L	77-75
2/13	@Texas Tech*		A	L	74-72
2/17	SMU*		H	L	95-87
2/20	@Texas A&M*		A	L	71-67
2/24	Rice*		H	W	78-65
2/27	Baylor*		H	L	71-64
3/2	@Texas*		A	W	74-73

\*Southwest Conference games

**1968-69**  
**10-14, 4-10 (8th)**  
**Coach: Duddy Waller**

Date	Opponent	UA/Opp Rank	Site	W/L	Score
11/30	Missouri		H	L	60-59
12/3	@Oklahoma St.		A	L	73-68
12/7	@Ole Miss		A	L	65-61 (OT)
12/9	@Centenary		A	W	79-50
12/14	Texas-Arlington		H	W	80-69
12/17	Centenary		H	W	79-50
12/21	Alabama @ LR		N	W	52-48

**Little Rock Classic • Little Rock, Ark.**

12/27	Texas-Arlington		N	W	87-78
12/28	Centenary		N	W	56-48
1/7	@Rice*		A	W	67-62
1/11	Texas A&M*		H	L	73-68
1/13	@Texas*		A	L	67-59
1/24	Oklahoma City		H	L	84-73
1/28	Baylor*		H	L	74-72
2/1	@TCU*		A	L	85-79

2/4	Texas Tech*		H	W	64-53
2/8	@SMU*		A	L	84-69
2/11	TCU*		H	W	63-47
2/15	SMU @ LR*		N	L	76-68
2/18	@Texas Tech*		A	L	59-57
2/22	Rice*		H	L	74-67
2/25	@Texas A&M*		A	L	79-66
3/1	@Baylor*		A	L	66-54
3/4	Texas*		H	W	69-65

\*Southwest Conference games

Lineup	Name	Pts.	Rebs.
5-11	Sr. G Benton Cone	9.8	2.7
6-3	Jr. G Robert McKenzie	13.5	5.0
6-4	Jr. G/F Ricky Tanneberger	9.8	5.4
6-5	Jr. F James Eldridge	13.7	7.1
6-5	Sr. F Gary Stephens	9.6	6.7

**1969-70**  
**5-19, 3-11 (8th)**  
**Coach: Duddy Waller**

Date	Opponent	UA/Opp Rank	Site	W/L	Score
12/1	@Missouri		A	L	58-51
12/5	Oklahoma St.		H	L	80-67

**Liberty Bowl Classic • Memphis, Tenn.**

12/10	Tulsa		N	L	74-66
12/11	Mississippi St.		N	L	76-74
12/13	@Texas-Arlington		A	W	85-73

**Bayou Classic • Lafayette, La.**

12/19	Kentucky Wesleyan		N	L	76-75
12/20	@Southwestern Louisiana		L	94-85	
12/22	@Oklahoma		A	L	85-69
1/2	Northwestern St. (La.) @ LR		N	W	81-74
1/6	Texas A&M*		H	L	64-59
1/10	@Texas*		A	L	75-69
1/21	@Oklahoma City		A	L	73-70
1/24	@Baylor*		A	L	110-76
1/27	TCU*		H	L	82-68
1/31	@Texas Tech*		A	L	50-48
2/3	Rice*		H	L	76-69
2/7	@SMU*		A	L	76-75
2/10	Baylor*		H	W	76-75
2/14	SMU*		H	W	88-72
2/17	@Rice*		A	L	85-78
2/21	Texas Tech @ LR*		N	L	76-71
2/24	@Texas A&M*		A	L	72-60
2/28	Texas*		H	W	78-61
3/3	@TCU*		A	L	97-95

\*Southwest Conference games

Lineup	Name	Pts.	Rebs.
6-0	So. G Almer Lee	17.0	3.2
6-3	Sr. G Robert McKenzie	15.2	7.6
6-4	Sr. G/F Ricky Tanneberger	8.0	3.7
6-7	Jr. C Bobby Vint	4.3	4.5
6-5	Sr. F James Eldridge	15.2	7.3

**1970-71**  
**5-21, 1-13 (8th)**  
**Coach: Lanny Van Eman**

Date	Opponent	UA/Opp Rank	Site	W/L	Score
12/1	Missouri		H	L	80-78
12/5	@Hardin-Simmons		A	L	112-96
12/7	@Oklahoma St.		A	L	67-65
12/10	Pittsburg (Kan.) St.		H	W	107-82
12/12	@Southern Illinois		A	L	99-78
12/14	@Iowa St.		A	L	86-77
12/17	Mississippi St.		H	L	69-67
12/19	@Centenary		A	W	71-61
12/21	Missouri-St. Louis		H	W	91-84
1/5	Oklahoma		H	L	115-100
1/7	Hardin-Simmons		H	W	110-101
1/9	Texas*		H	L	88-79
1/12	@Texas Tech*		A	L	98-68
1/16	Rice*		A	L	85-82
1/28	Washburn (Kan.)		H	L	80-75
1/30	@SMU*		A	L	90-88
2/2	TCU*		H	L	89-87
2/6	Texas A&M*		H	L	87-83
2/9	SMU*		H	L	112-99
2/13	@Baylor*		A	L	92-91
2/16	@TCU*		A	L	92-86
2/20	@Texas*		A	W	88-87 (OT)

2/23	Texas Tech*		H	L	89-87
2/27	@Rice*		A	L	97-93
3/2	Baylor*		H	L	110 (OT)
3/5	@Texas A&M*		A	L	92-89

\*Southwest Conference games

Lineup	Name	Pts.	Rebs.
6-2	Jr. G Joel Heider	3.4	2.1
6-0	Jr. G Almer Lee	19.2	3.0
6-7	Sr. C Bobby Vint	11.2	6.0
6-6	Jr. F Vernon Murphy	17.6	8.9
6-5	Jr. F Donnie Watts	14.4	5.4

**1971-72**  
**8-18, 5-9 (6th)**  
**Coach: Lanny Van Eman**

Date	Opponent	UA/Opp Rank	Site	W/L	Score
12/1	Georgia Southern		H	W	93-91
12/4	@Missouri		A	L	74-73
12/6	@Missouri-St. Louis		A	L	85-79
12/9	Rockhurst		H	W	102-72
12/11	Southern Illinois		H	L	93-92
12/13	Oklahoma St.		H	W	90-76
12/22	San Francisco St. @ LR		N	L	84-81
12/23	Iowa St. @ LR		N	L	96-93

**Golden Beehive Tournament • Logan, Utah**

12/27	@Utah St.		A	L	95-94
12/28	Idaho St.		N	L	88-73
12/31	@Memphis		A	L	92-77
1/4	@Mississippi St.		A	L	79-75
1/15	@TCU*		A	L	95-77
1/22	Texas A&M*		H	W	100-89
1/25	@SMU*		A	L	85-71
1/29	@Texas*		A	L	117-93
2/1	Texas Tech*		H	L	76-73
2/5	Rice*		H	W	103-95
2/8	@Baylor*		A	L	93-84
2/12	TCU*		H	L	98-90
2/15	@Texas A&M*		A	L	86-85
2/19	SMU*		H	W	88-74
2/22	Texas*		H	L	92-86
2/26	@Texas Tech*		A	L	86-85
2/29	Baylor*		H	W	131-109
3/4	@Rice*		A	W	113-108

\*Southwest Conference games

Lineup	Name	Pts.	Rebs.
6-2	Sr. G Joel Heider	4.7	2.3
6-4	Jr. G Martin Terry	24.3	5.4
6-8	So. C Dean Tolson	15.5	9.9
6-6	Sr. F Vernon Murphy	11.8	5.3
6-7	Jr. F Doug Campbell	6.6	5.5

**1972-73**  
**16-10, 9-5 (T-2nd)**  
**Coach: Lanny Van Eman**

Date	Opponent	UA/Opp Rank	Site	W/L	Score
12/2	@Rockhurst		A	W	87-76
12/4	Missouri Western		H	W	85-81
12/6	Illinois St.		H	L	81-67
12/9	@Tulane		A	W	87-83
12/11	Indiana St.		H	W	80-75
12/13	Georgia St.		H	W	70-39
12/23	Memphis @ LR		N	L	87-86

**Razorback Classic • Little Rock, Ark.**

12/29	Cornell		N	L	78-77
12/30	Southern Illinois		N	W	97-96
1/4	Centenary		H	L	80-72
1/6	Missouri-St. Louis		H	W	104-78
1/9					



# » YEAR-BY-YEAR RESULTS

## 1973-74 10-16, 6-8 (5th) Coach: Lanny Van Eman

Date	Opponent	UA/Opp Rank	Site	W/L	Score
11/30	@UCLA	nr/1	A	L	101-79
12/1	@Cal.-S. Barbara		A	L	109-80
12/3	Western Kentucky		H	L	102-100
12/5	Tennessee-Martin		H	W	80-68
12/8	Wabash		H	W	83-77
12/10	@Ole Miss		A	L	117-66
12/22	@Tulsa		A	L	95-72

### Razorback Classic • Little Rock, Ark.

12/28	VMI		N	W	96-86
12/29	Pittsburgh		N	L	91-83
1/3	Centenary		H	L	98-96
1/5	@Indiana St.		A	L	92-82
1/8	Tulane		H	W	89-73
1/12	Texas Tech*		H	L	80-77
1/19	@Rice*		A	L	77-69
1/22	SMU*		H	W	89-88
1/26	@TCU*		A	W	86-74
1/29	@Baylor*		A	L	94-68
2/2	Texas*		H	L	96-81
2/5	@Texas A&M*		A	L	86-80 (OT)
2/9	Rice*		H	W	106-81
2/12	@Texas Tech*		A	L	89-83
2/16	@SMU*		A	L	95-87
2/19	TCU*		H	W	109-99
2/23	Baylor*		H	W	92-62
2/26	@Texas*		A	L	99-82
3/2	Texas A&M*		H	W	97-86

\*Southwest Conference games

Lineup	Name	Pts.	Rebs.
6-1	So. G Robert Birden	7.7	2.2
6-3	Jr. G Rickey Medlock	16.2	6.2
6-8	Sr. C Dean Tolson	22.5	13.2
6-7	So. F Jack Schulte	11.3	6.5
6-7	Sr. F Dennis White	13.6	8.7

## 1974-75 17-9, 11-3 (2nd) Coach: Eddie Sutton

Date	Opponent	UA/Opp Rank	Site	W/L	Score
11/30	Rockhurst		H	W	78-61
12/4	@Mississippi St.		A	W	75-72
12/7	@Western Kentucky		A	L	74-63
12/9	Ole Miss		H	L	84-73
12/12	Hofstra		H	W	63-58
12/21	Tulsa		H	L	64-60
12/23	@Oklahoma City		A	L	79-77
1/4	MacMurry (Ill.)		H	W	100-66
1/11	@Centenary		A	L	74-72
1/13	Oklahoma City		H	W	84-75
1/15	Western Illinois		H	W	88-51
1/18	@Kansas St.		A	L	73-71 (2 OT)
1/21	Texas Tech*		H	W	65-62
1/25	@SMU*		A	W	73-69
1/28	@Rice*		A	W	74-67
2/1	@Baylor*		A	L	73-69
2/4	Texas*		H	W	56-52
2/8	Texas A&M*		H	W	95-89 (2 OT)
2/11	@TCU*		A	W	70-61
2/15	@Texas A&M*		A	L	62-60
2/18	TCU*		H	W	81-57
2/22	@Texas Tech*		A	L	63-55
2/25	Rice*		H	W	86-51
3/1	SMU*		H	W	72-50
3/4	@Texas*		A	W	68-56
3/8	Baylor*		H	W	83-64

\*Southwest Conference games

Lineup	Name	Pts.	Rebs.
6-1	Jr. G Robert Birden	10.7	1.9
6-3	Jr. G Rickey Medlock	12.9	2.9
6-4	Jr. G Charles Terry	10.6	5.6
6-5	Sr. F Kent Allison	15.1	8.2
6-8	Jr. C Darryl Saulsberry	5.8	3.7

## 1975-76 19-9, 9-7 (4th) Coach: Eddie Sutton

Date	Opponent	UA/Opp Rank	Site	W/L	Score
12/3	Southwest Missouri St.		H	W	83-57
12/6	Tulane @ LR		N	W	67-55
12/8	@Air Force		A	L	59-58
12/12	Boise St.		H	W	72-56
12/13	Oklahoma @ LR		N	W	64-56
12/20	@Oklahoma City		A	W	84-63
12/30	Eastern New Mexico		H	W	102-55
1/3	Indiana St.		H	W	91-71
1/5	Houston*		H	W	92-47
1/8	SMU*		H	L	82-81
1/12	@Houston*		A	L	72-71
1/14	@Rice*		A	W	80-62
1/17	TCU*		H	W	100-65
1/20	@Texas*		A	L	59-57
1/24	Texas A&M*		H	W	93-91 (2 OT)
1/26	@Baylor*		A	L	84-81
1/28	Texas Tech*		H	W	92-86 (2 OT)
1/31	@SMU*		A	L	82-76
2/3	@Texas Tech*		A	L	86-78
2/7	@Western Illinois		A	W	75-72 (OT)
2/11	Rice*		H	W	111-68
2/14	@TCU*		A	W	83-66
2/18	Texas @ LR*		N	W	75-68
2/21	@Texas A&M*		A	L	70-69
2/24	Baylor*		H	W	86-64

### SWC Tournament • Fayetteville, Ark.

2/28	TCU		H	W	81-65
------	-----	--	---	---	-------

### SWC Tournament • Dallas, Texas

3/4	SMU		H	W	74-70
3/5	Texas A&M		H	L	70-63

\*Southwest Conference games

Lineup	Name	Pts.	Rebs.
6-1	Sr. G Robert Birden	7.4	2.1
6-4	So. G Ron Brewer	11.9	3.8
6-4	Fr. G Sidney Moncrief	12.6	7.6
6-8	Sr. C Darryl Saulsberry	14.7	5.6
6-4	So. F Marvin Delph	16.3	7.0

## 1976-77 26-2, 16-0 (1st) SWC champion NCAA First Round Final Ranking: No. 18 (AP) Coach: Eddie Sutton

Date	Opponent	UA/Opp Rank	Site	W/L	Score
11/27	Air Force @ LR		N	W	72-54
11/29	Cal.-Hayward		H	W	89-59
12/1	@Southwest Mo. St.		A	W	72-71
12/4	So. Colorado		H	W	91-43
12/11	Oklahoma City		H	W	71-60
12/18	@Kansas	19/nr	A	W	67-63
12/20	Kansas St.	19/nr	H	W	80-65
12/23	@Tulsa	18/nr	A	W	81-66
12/30	Memphis @ LR	17/nr	N	L	69-62
1/4	@Texas Tech*	18/nr	A	W	41-38
1/8	Houston*	18/nr	H	W	81-70
1/10	Texas Tech*	18/nr	H	W	60-53
1/15	@Rice*	16/nr	A	W	72-45
1/18	TCU*	17/nr	H	W	62-45
1/22	@Texas*	17/nr	A	W	86-58
1/24	Texas A&M*	17/nr	H	W	72-58
1/27	@SMU*	15/nr	A	W	77-59
1/29	@Baylor*	15/nr	A	W	68-59
2/2	SMU*	14/nr	H	W	81-58
2/5	@Houston*	14/nr	A	W	82-80
2/7	@Tulane	14/nr	A	W	76-73
2/10	Baylor*	13/nr	H	W	77-57
2/12	Rice @ LR*	11/nr	N	W	78-51
2/15	@TCU*	11/nr	A	W	79-64
2/19	Texas*	11/nr	H	W	73-61
2/22	@Texas A&M*	6/nr	A	W	63-62

### SWC Tournament • Houston, Texas

3/5	Houston		6/nr	A	W	80-74
-----	---------	--	------	---	---	-------

### NCAA Midwest Regional • Norman, Okla.

3/12	Wake Forest		8/nr	N	L	86-80
------	-------------	--	------	---	---	-------

\*Southwest Conference games

Lineup	Name	Pts.	Rebs.
6-4	Jr. G Ron Brewer	17.0	3.1
6-4	So. G Sidney Moncrief	15.4	8.4
6-10	Sr. C Steve Stroud	4.5	4.7
6-7	Jr. F Jim Counce	5.1	4.4
6-4	Jr. F Marvin Delph	19.7	5.5

## 1977-78 32-4, 14-2 (T-1st) SWC champion Final Four Final Ranking: #5 (AP)/#6 (UPI) Coach: Eddie Sutton

Date	Opponent	UA/Opp Rank	Site	W/L	Score	
11/26	Southwest Mo. St.		7/nr	H	W	65-47
11/28	Miss. St. @ LR		7/nr	N	W	94-61
12/1	@Hawaii		7/nr	A	W	79-60
12/2	@Hawaii		7/nr	A	W	78-53
12/8	Rockhurst		6/nr	H	W	99-63
12/10	@Oklahoma		6/nr	A	W	64-53
12/19	Hardin-Simmons		4/nr	H	W	86-55
12/22	Kansas @ LR		4/nr	N	W	78-72
12/29	@LSU		3/nr	A	W	67-62
12/31	@Memphis		3/nr	A	W	95-70
1/4	Hofstra @ PB		3/nr	N	W	95-70
1/8	Houston*		3/nr	H	W	84-65
1/9	Missouri-St. Louis		3/nr	H	W	87-65
1/12	@Rice*		3/nr	A	W	69-60
1/14	@Texas*		3/nr	A	L	75-69
1/17	Texas A&M*		6/nr	H	W	84-68
1/21	TCU @ LR*		6/nr	N	W	43-35
1/23	@Baylor*		6/nr	A	W	56-55 (OT)
1/25	SMU*		4/nr	H	W	72-65
1/28	@Texas Tech*		4/nr	A	W	54-49
2/1	Texas*		2/12	H	W	75-71
2/4	Rice*		2/nr	H	W	69-48
2/7	@Texas A&M*		2/nr	A	W	80-79
2/11	@TCU*		2/nr	A	W	77-57
2/13	Baylor*		2/nr	H	W	82-56
2/16	@SMU*		1/nr	A	W	86-75
2/18	@Houston*		1/nr	A	L	84-75
2/21	Texas Tech*		4/nr	H	W	58-49

### SWC Tournament • Fayetteville, Ark.

2/25	TCU		4/nr	H	W	84-42
------	-----	--	------	---	---	-------

### SWC Tournament • Houston, Texas

3/2	SMU		4/nr	N	W	94-73
3/4	Houston		4/nr	A	L	70-69

### NCAA Western Regional • Eugene, Ore.

3/11	Weber St.		7/nr	N	W	73-52
------	-----------	--	------	---	---	-------

### NCAA Western Regional • Albuquerque, N.M.

3/16	UCLA		5/2	N	W	74-70
3/18	Cal.-Fullerton		5/nr	N	W	61-58

### NCAA Final Four • St. Louis, Mo.

3/25	Kentucky		5/1	N	L	64-59
3/27	Notre Dame		5/6	N	W	71-69

\*Southwest Conference games

Lineup	Name	Pts.	Rebs.	Ast.
6-4	Sr. G Ron Brewer	18.0	3.1	
6-4	Jr. G Sidney Moncrief	17.3	7.7	
6-11	Jr. C Steve Schall	9.7	5.4	
6-7	Sr. F Jim Counce	4.2	4.2	3.3
6-4	Sr. F Marvin Delph	16.8	5.7	

## 1978-79 25-5, 13-3 (T-1st) SWC champion SWC Tournament champion NCAA Regional Final Elite Eight Final Ranking: #5 (AP)/#6 (UPI) Coach: Eddie Sutton

Date	Opponent	UA/Opp Rank	Site	W/L	Score
12/2	Oklahoma		H	W	80-74
12/6	West Texas St.		H	W	84-54
12/11					





**1980-81**  
**24-8, 13-3 (1st)**  
**SWC champion**  
**NCAA Regional Semifinal**  
**Sweet 16**  
**Final Ranking: No. 20 (AP)**  
**Coach: Eddie Sutton**

Date	Opponent	UA/Opp Rank	Site	W/L	Score
Great Alaska Shootout • Anchorage, Alaska					
11/29	Missouri	20/11	N	W	81-73
11/30	LSU	20/12	N	W	86-76
12/1	North Carolina	20/13	N	L	64-58
12/3	Southwest Mo. St.	11/nr	H	W	98-65
12/6	@Michigan	11/nr	A	L	78-65
12/13	Oklahoma City	17/nr	H	W	76-70
12/16	Centenary	19/nr	H	W	78-64
12/20	Eastern Ky. @ LR	19/nr	N	W	80-74
12/22	So. Miss. @ PB	19/nr	N	W	76-68
12/27	Kansas St. @ KC	17/nr	N	L	47-46 (OT)
12/30	Nebraska @ LR		N	W	64-52
1/3	@SMU*		A	W	92-50
1/7	@Alaska-Anchorage @ PB		N	W	92-58
1/10	TCU*		H	W	85-51
1/12	Texas*		H	L	62-60
1/17	@Baylor*		A	L	67-58
1/19	@Houston*		A	L	57-54
1/24	Texas A&M*		H	W	52-47
1/26	@Rice*		A	W	57-52
1/28	Texas Tech*		H	W	60-35
2/3	@Texas*		A	W	54-48
2/7	@TCU*		A	W	63-48
2/10	Baylor*		H	W	67-50
2/14	Houston*		H	W	70-55
2/17	@Texas A&M*		A	W	65-61
2/21	Rice*		H	W	75-59
2/24	SMU*	18/nr	H	W	47-33
2/28	@Texas Tech*	18/nr	A	W	64-61

**SWC Tournament • San Antonio, Texas**

3/2	Texas	15/nr	N	L	76-73
-----	-------	-------	---	---	-------

**NCAA Midwest Regional • Austin, Texas**

3/12	Mercer	20/nr	N	W	73-67
3/14	Louisville	20/12	N	W	74-73

**NCAA Midwest Regional • New Orleans, La.**

3/20	LSU	20/4	N	L	72-56
------	-----	------	---	---	-------

\*Southwest Conference games

Lineup	Name	Pts.	Rebs.	Ast.
6-2 Sr.	G U.S. Reed	13.0	4.1	
6-4 So.	G Darrell Walker	11.3	4.5	3.3
6-10 Jr.	C Scott Hastings	16.3	5.4	
6-6 Jr.	F Tony Brown	4.8	2.8	
6-6 Jr.	F Keith Peterson	8.4	5.2	

**1981-82**  
**23-6, 12-4 (1st)**  
**SWC champion**  
**SWC Tournament champion**  
**NCAA First Round**  
**Final Ranking: #12 (AP)/#13 (UPI)**  
**Coach: Eddie Sutton**

Date	Opponent	UA/Opp Rank	Site	W/L	Score
11/28	Michigan	18/nr	H	W	83-72
11/30	@UT-San Antonio	18/nr	A	W	71-42
12/3	San Diego St. @ PB	13/nr	N	W	85-68
12/10	Wisconsin-Parkside	11/nr	H	W	84-59
12/12	Centenary	11/nr	H	W	87-60
12/19	Biscayne @ LR	9/nr	N	W	91-61
12/22	So. Miss. @ PB	6/nr	N	W	63-54
12/30	Kent St. @ LR	5/nr	N	W	91-49
1/2	@Texas Tech*	5/nr	A	L	79-74
1/6	SMU*	11/nr	H	W	68-48
1/9	@Nebraska	11/nr	A	W	51-50
1/13	@TCU*	9/nr	A	W	62-59
1/16	@Texas*	9/19	A	L	87-73
1/19	Baylor*	15/nr	H	W	70-58
1/23	Houston*	15/19	H	W	67-66
1/26	@Texas A&M*	12/nr	A	W	64-63
1/29	Rice*	12/nr	H	W	60-54
1/31	Wake Forest @ LR	12/18	N	L	49-48
2/6	Texas*	14/12	H	W	62-55 (OT)
2/8	TCU*	14/nr	H	W	79-69
2/11	@Baylor*	8/nr	A	L	56-55 (OT)
2/13	@Houston*	8/nr	A	L	55-53
2/15	Texas A&M*	8/nr	H	W	92-75
2/10	@Rice*	17/nr	A	W	72-65 (OT)
2/24	@SMU*	15/nr	A	W	54-53
2/27	Texas Tech*	15/nr	H	W	67-61

**SWC Tournament • Dallas, Texas**

3/5	TCU	14/nr	N	W	80-70
3/6	Houston	14/nr	N	W	84-69

**NCAA Midwest Regional • Dallas, Texas**

3/14	Kansas St.	12/nr	N	L	65-64
------	------------	-------	---	---	-------

\*Southwest Conference games

Lineup	Name	Pts.	Rebs.	Ast.
6-3 Jr.	G Darrell Walker	14.8	5.2	3.5
6-10 Sr.	C Scott Hastings	18.6	6.0	
6-6 Sr.	F Keith Peterson	7.3	3.8	
6-6 Sr.	F Tony Brown	10.0	3.2	
6-5 Sr.	F Brad Friess	4.1	2.3	

**1982-83**  
**26-4, 14-2 (2nd)**  
**NCAA Regional Semifinal**  
**Sweet 16**  
**#9 (AP & UPI)/#10 (ESPN/USA Today)**  
**Coach: Eddie Sutton**

Date	Opponent	UA/Opp Rank	Site	W/L	Score
11/27	Southeast Mo. St.	17/nr	H	W	74-57
12/1	Texas-San Antonio	16/nr	H	W	78-59
12/4	@Centenary	16/nr	A	W	79-51
12/6	SW Mo. St. @ LR	16/nr	N	W	87-66
12/15	Alabama St.	13/nr	H	W	108-65
12/18	Northeast Louisiana	13/nr	H	W	89-76
12/21	So. Miss. @ PB	12/nr	N	W	64-62
12/28	@St. Peter's*	11/nr	A	W	52-48
1/3	Nebraska @ LR	11/nr	N	W	64-58
1/5	Mercer @ PB	10/nr	N	W	83-62
1/8	Baylor*	10/nr	H	W	65-60
1/13	@Texas A&M*	7/nr	A	W	66-64
1/15	@SMU*	7/nr	A	W	63-56
1/19	TCU*	4/nr	H	W	69-55
1/22	@Houston*	4/14	A	L	75-60
1/24	Texas*	4/nr	H	W	83-64
1/26	@Texas Tech*	12/nr	A	W	62-59
1/30	Wake Forest+	12/19	N	W	68-65
2/2	Rice*	9/nr	H	W	70-43
2/7	@Baylor*	9/nr	A	W	81-66
2/12	Texas A&M*	8/nr	H	W	62-55
2/14	SMU*	8/nr	H	W	71-61
2/19	@TCU*	7/nr	A	W	64-56
2/23	@Texas*	6/nr	A	W	84-67
2/26	Texas Tech*	6/nr	H	W	77-63
3/3	Houston*	5/nr	H	L	74-66
3/5	@Rice*	5/nr	A	W	82-55

**SWC Tournament • Dallas, Texas**

3/10	TCU	6/nr	N	L	61-59
------	-----	------	---	---	-------

**NCAA Midwest Regional • Tampa, Fla.**

3/19	Purdue	9/nr	N	W	78-68
------	--------	------	---	---	-------

**NCAA Midwest Regional • Knoxville, Tenn.**

3/24	Louisville	9/2	N	L	65-63
------	------------	-----	---	---	-------

+at Greensboro, N.C. || \*Southwest Conference games

Lineup	Name	Pts.	Rebs.	Ast.
6-3 Jr.	G Alvin Robertson	14.2	4.9	3.6
6-5 Sr.	G John Snively	5.9	0.9	
6-4 Sr.	G Darrell Walker	18.2	5.7	
6-11 So.	C Joe Kleine	13.3	7.3	
6-6 Jr.	F Leroy Sutton	6.4	3.9	

**1983-84**  
**25-7, 14-2 (2nd)**  
**NCAA First Round**  
**#7 (UPI)/#8 (AP)/#13 (ESPN/USA Today)**  
**Coach: Eddie Sutton**

Date	Opponent	UA/Opp Rank	Site	W/L	Score
Great Alaska Shootout • Anchorage, Alaska					
11/25	Fordham	14/nr	N	W	62-61
11/26	Oklahoma	14/20	N	W	84-68
11/27	North Carolina St.	14/nr	N	L	65-60
12/1	Southeast Mo. St.	14/nr	H	W	98-69
12/5	East Tennessee St.	14/nr	H	W	79-50
12/8	@SW Mo. St.	15/nr	A	W	56-41
12/10	@Nebraska	15/nr	A	L	67-54
12/17	North Texas @ PB		N	W	93-64
12/21	Alabama St.		H	W	86-80
12/28	St. Peter's @ LR		N	W	82-49
12/30	Austin Peay @ LR		N	W	68-63
1/4	@Baylor*		A	W	57-50
1/7	Texas A&M*		H	W	77-54
1/12	SMU*		H	W	70-69
1/14	@TCU*		A	W	70-62
1/19	@Texas*		A	W	70-66
1/21	Texas Tech*		H	W	67-57
1/27	@Rice*	16/nr	A	L	65-62
1/29	@Villanova	16/nr	A	L	58-54
2/4	Baylor*		H	W	63-44
2/8	@Texas A&M*		A	W	59-58
2/11	@SMU*		A	W	80-71
2/12	No. Carolina @ PB	nr/1	N	W	65-64
2/15	TCU*	14/nr	H	W	55-48
2/18	Texas*	14/nr	H	W	59-41
2/23	@Texas Tech*	11/nr	A	W	55-49
2/25	@Houston*	11/3	A	L	64-61
2/29	Rice*	12/nr	H	W	79-54
3/4	Houston*	12/2	H	W	73-68

**SWC Tournament • Houston, Texas**

3/10	Texas A&M	8/nr	N	W	49-47
3/11	Houston	8/5	N	L	57-56

**NCAA East Regional • East Rutherford, N.J.**

3/18	Virginia	8/nr	N	L	53-51 (OT)
------	----------	------	---	---	------------

\*Southwest Conference games

Lineup	Name	Pts.	Rebs.	Ast.
6-2 Sr.	G Ricky Norton	8.6	1.5	
6-3 Sr.	G Alvin Robertson	15.5	5.5	6.0
6-11 Jr.	C Joe Kleine	18.2	9.2	
6-6 Jr.	F Charles Balentine	7.7	4.2	
6-6 Sr.	F Leroy Sutton	8.4	4.3	



Charles Balentine and the Razorbacks were greeted by fans in Fayetteville after defeating No. 1 North Carolina.



# » YEAR-BY-YEAR RESULTS

## 1984-85 22-13, 10-6 (2nd) NCAA Second Round Final Ranking: #25 (ESPN/USA Today) Coach: Eddie Sutton

Date	Opponent	UA/Opp Rank	Site	W/L	Score
11/24	Southeastern La.	16/nr	H	W	65-62
11/27	Central Fla. @ PB	17/nr	N	W	59-45
12/1	@Ohio St.	17/nr	A	L	85-84
12/8	Southwest Mo. St.		H	W	70-56
12/14	Baptist College		H	W	74-55
12/15	Tulsa @ LR		A	W	70-66
12/18	UT-San Antonio @ LR		N	W	74-67
12/20	Minnesota @ PB		N	W	56-46
12/22	Oral Roberts @ LR		N	W	64-57

### Rainbow Classic • Honolulu, Hawaii

12/26	Georgia Tech		N	L	72-52
12/27	Iowa St.		N	W	84-79 (OT)
12/28	Iowa		N	L	71-52
1/2	@Texas A&M*		A	W	70-67
1/5	@SMU*	nr/4	A	L	63-60 (OT)
1/9	TCU*		H	W	67-59
1/12	Texas*		H	W	64-58
1/16	@Texas Tech*		A	L	64-48
1/19	@Houston*		A	L	78-73
1/23	Rice*		H	W	67-56
1/27	@Virginia		A	L	54-52
1/30	@Baylor*		A	W	64-57 (OT)
2/1	Texas A&M*		H	W	58-53
2/3	@Georgetown	nr/2	A	L	56-39
2/6	SMU*	nr/4	H	W	69-66
2/9	@TCU*		A	L	72-66 (OT)
2/14	@Texas*		A	W	60-51
2/16	Texas Tech*		H	L	52-50
2/20	Houston*		H	W	73-59
2/24	@Rice*		A	L	71-68
3/2	Baylor*		H	W	106-71

### SWC Tournament • Dallas, Texas

3/8	Texas		N	W	66-46
3/9	SMU	nr/13	N	W	68-55
3/10	Texas Tech		N	L	67-64

### NCAA West Regional • Salt Lake City, Utah

3/14	Iowa		N	W	63-54
3/16	St. John's	nr/3	N	L	68-65

\*Southwest Conference games

Lineup	Name	Pts.	Rebs.	Ast.
6-2	Fr. G Allie Freeman	4.5	1.5	
6-3	Fr. G Kenny Hutchinson	3.3	1.5	
6-7	So. G/F William Mills	9.4	3.5	4.5
6-11	Sr. C Joe Kleine	22.1	8.4	
6-6	Sr. F Charles Balentine	12.7	5.6	

## 1985-86 12-16, 4-12 (7th) Coach: Nolan Richardson

Date	Opponent	UA/Opp Rank	Site	W/L	Score
11/24	Southern Ill. @ LR		N	W	86-72
11/29	Southern Univ. @ PB		N	W	76-75
12/1	Southwest Mo. St.		H	W	68-67
12/3	San Diego St. @ LR		N	W	76-64
12/5	Samford		H	W	72-51
12/7	@Minnesota		A	L	71-64
12/14	Ohio St. @ PB	nr/20	N	W	79-70 (OT)
12/18	Alabama St. @ LR		N	W	87-69
12/21	@Kansas	nr/6	A	L	89-78
12/28	@Oral Roberts		A	W	54-51
1/2	SMU*		H	L	71-66
1/4	@TCU*		A	L	71-62
1/8	@Texas*		A	L	59-55
1/11	Texas Tech*		H	L	48-46
1/15	Houston*		H	L	87-85 (OT)
1/18	@Rice*		A	W	58-50
1/25	Southern California		H	L	88-74
1/27	Baylor*		H	W	81-76 (OT)
1/29	@Texas A&M*		A	L	81-67
2/1	@SMU*		A	L	90-80
2/5	TCU*		H	L	73-71 (2 OT)
2/8	Texas*		H	L	61-57
2/12	@Texas Tech*		A	W	79-72 (OT)
2/15	@Houston*		A	L	93-83
2/19	Rice*		H	W	60-59
2/26	@Baylor*		A	L	65-64

3/1	Texas A&M*		H	L	93-76
-----	------------	--	---	---	-------

### SWC Tournament • Dallas, Texas

3/7	Texas A&M		N	L	67-51
-----	-----------	--	---	---	-------

\*Southwest Conference games

### Lineup (most starts)

Name	Pts.	Rebs.	Ast.
6-2	So. G Allie Freeman	5.5	1.4
6-4	Jr. G Mike Ratliff	13.1	4.4
6-4	So. G Byron Irvin	9.9	2.8
6-7	Jr. G/F William Mills	13.8	5.7
6-11	So. C Andrew Lang	8.2	6.5

## 1986-87 19-14, 8-8 (5th) NIT Second Round Coach: Nolan Richardson

Date	Opponent	UA/Opp Rank	Site	W/L	Score
11/28	Grambling @ PB		N	W	84-65
11/29	Louisiana Tech @ LR		N	W	90-64
12/3	Ole Miss @ Memphis		N	W	70-56
12/6	Kansas	nr/6	H	W	103-86
12/10	@Alabama*	20/18	N	L	87-76
12/13	Morgan St.	20/nr	H	W	106-57
12/18	Miss. Valley St.		H	W	98-79
12/20	Virginia @ PB		N	L	78-66
12/22	@Southwest Mo. St.		A	L	56-49

### Rainbow Classic • Honolulu, Hawaii

12/28	Ohio St.		N	W	97-94
12/29	Pittsburgh	nr/14	N	L	114-82
12/30	California		N	W	74-58
1/3	TCU*		H	L	80-77
1/5	North Texas @ LR		N	W	99-96 (OT)
1/8	Texas*		H	W	79-62
1/10	@Texas Tech*		A	L	95-73
1/14	Rice*		H	W	62-54
1/17	@Houston*		A	L	60-55
1/22	@Baylor*		A	L	63-62
1/25	Texas A&M*		H	W	87-69
1/27	SMU*		H	W	76-63
1/31	@TCU*	nr/16	A	L	73-66
2/4	@Texas*		A	L	78-73
2/7	Texas Tech*		H	W	93-75
2/11	Houston*		H	L	57-54
2/14	@Rice*		A	W	88-68
2/18	Oral Roberts @ LR		N	W	95-75
2/21	Baylor*		H	W	71-67
2/24	@Texas A&M*		A	W	100-97 (2 OT)
3/1	@SMU*		A	L	93-76

### SWC Tournament • Dallas, Texas

3/6	Texas Tech		N	L	73-59
-----	------------	--	---	---	-------

### National Invitational Tournament • Fayetteville, Ark.

3/13	Arkansas St.		H	W	67-64 (OT)
------	--------------	--	---	---	------------

### National Invitational Tournament • Lincoln, Neb.

3/17	Nebraska		A	L	78-71
------	----------	--	---	---	-------

+at Birmingham, Ala. || \*Southwest Conference games

### Lineup (most starts)

Name	Pts.	Rebs.	Ast.
6-3	So. G Keith Wilson	4.8	2.1
6-3	Jr. G/F Tim Scott	11.9	2.7
6-6	Fr. G/F Ron Huery	11.7	3.5
6-10	Jr. F/C Shawn Baker	6.5	4.2
6-11	Jr. C Andrew Lang	8.1	7.5

## 1987-88 21-9, 11-5 (T-2nd) NCAA First Round Coach: Nolan Richardson

Date	Opponent	UA/Opp Rank	Site	W/L	Score
11/27	Chicago St. @ PB		N	W	78-68
11/29	@Tulsa		A	L	68-47
12/3	N'western (La.) St. @ LR		N	W	77-55
12/5	Southwest Mo. St.		H	W	53-47
12/9	Ole Miss @ PB		N	W	79-40
12/12	Virginia		H	W	66-52
12/15	Alcorn St.		H	W	101-55
12/19	Miss. Valley St.		H	W	91-71
12/23	Alabama @ LR		N	W	80-55
12/30	@Maryland		A	L	88-61
1/2	Coastal Carolina @ LR		N	W	81-59
1/6	Texas*		H	W	91-62
1/9	TCU*		H	W	96-53

1/13	@SMU*		A	W	85-83 (OT)
1/16	@Texas A&M*		A	L	74-67
1/20	Baylor*		H	W	70-62
1/27	@Rice*		A	W	80-61
1/30	Houston*		H	W	71-62
2/3	Texas Tech*		H	W	69-48
2/6	@Texas*		A	L	79-72
2/10	@TCU*		A	W	63-61
2/13	SMU*		H	L	73-63
2/17	Texas A&M*		H	W	79-58
2/20	@Baylor*		A	L	58-57
2/27	Rice*		H	W	112-87
3/3	@Houston*		A	L	82-77
3/6	@Texas Tech*		A	W	75-65

### SWC Tournament • Dallas, Texas

3/11	Texas A&M		N	W	76-64
3/12	Baylor		N	L	74-73

### NCAA Southeast Regional • Cincinnati, Ohio

3/18	Villanova		N	L	82-74
------	-----------	--	---	---	-------

\*Southwest Conference games

### Lineup (most starts)

Name	Pts.	Rebs.	Ast.
6-2	Sr. G Allie Freeman	6.2	1.9
6-3	Sr. G Tim Scott	11.8	3.1
6-6	So. G/F Ron Huery	13.4	4.0
6-9	So. F/C Mario Credit	9.8	4.7
6-11	Sr. C Andrew Lang	9.3	7.3

## 1988-89 25-7, 13-3 (1st) SWC champion NCAA Second Round #17 (AP)/#20 (ESPN/USA Today) Coach: Nolan Richardson

Date	Opponent	UA/Opp Rank	Site	W/L	Score
11/27	Rider		H	W	98-69
11/30	@Virginia		A	L	75-65
12/10	Maryland		H	W	73-68
12/13	Ole Miss @ Memphis		N	W	74-68
12/21	Texas So. @ LR		N	W	97-79
12/23	Sam Houston St. @ LR		N	W	97-79
12/28	@Missouri	nr/11	A	L	83-78
1/2	South Ala. @ PB		N	W	103-71
1/4	Texas Tech*		H	W	69-62
1/7	@Texas*		A	W	99-92
1/11	@TCU*		A	L	51-45
1/14	SMU*		H	W	93-73
1/16	Texas A&M*		H	W	75-60
1/18	Florida St. @ LR	nr/14	N	L	112-105 (OT)
1/21	@Baylor*		A	W	88-58
1/24	Southern Utah @ PB		N	W	109-76
1/28	Rice*		H	W	81-77
2/1	@Houston*		A	W	88-87
2/4	@Texas Tech*		A	L	84-73
2/8	Texas*		H	W	105-82
2/11	TCU*		H	W	100-60
2/15	@SMU*		A	W	81-68
2/18	@Texas A&M*		A	L	82-71
2/22	Baylor*		H	W	89-54
2/25	Tulsa		H	W	118-69
3/1	@Rice*		A	W	83-70
3/5	Houston*		H	W	107-79

### SWC Tournament • Dallas, Texas

3/10	Rice		N	W	108-72
3/11	Texas A&M		N	W	94-84
3/12	Texas		N	W	100-76

### NCAA Midwest Regional • Indianapolis, Ind.

3/16	Loyola-Marymount		N	W	120-101
3/18	Louisville	nr/12	N	L	93-84

\*Southwest Conference games

### Lineup (most starts)

Name	Pts.	Rebs.	Ast.
6-3	Sr. G Keith Wilson	13.1	4.6
6-2	Fr. G Lee Mayberry	12.9	3.2
6-4	Jr. G/F Lenzie Howell	14.6	7.0
6-7	So. F Larry Marks	6.2	4.8
6-9	Jr. C Mario Credit	11.4	4.6

## 1989-90 30-5, 14-2 (1st) SWC champion SWC Tournament champion NCAA Final Four #4 (ESPN/USA Today)/#7 (AP)/#8 (UPI) Coach: Nolan Richardson

Date	Opponent	UA/Opp Rank	Site	W/L	Score
11/24	Samford @ PB	9/nr	N	W	97-67
11/26	Oregon @ LR	9/nr	N	W	102-75
11/29	@South Alabama	11/nr	A	W	105-90
12/5	Ole Miss @ PB	10/nr	N	W	90-76
12/9	U.S. International	10/nr	H	W	166-101
12/13	Missouri	7/4	H	L	89-88
12/18	Bethune-Cookman	7/nr	H	W	91-61
12/23	VMI @ LR	10/nr	N	W	92-61
12/26	Delaware St. @ LR	11/nr	N	W	117-75
12/30	@NeV.-Las Vegas	11/12	A	L	101-93
1/3	@Houston*	14/nr	A	W	82-78
1/6	@Texas Tech*	14/nr	A	W	92-75
1/10	Baylor*	1			





The Razorbacks celebrate winning the 1989 Southwest Conference Tournament Championship.

1/6	Houston*	2/nr	H	W	95-79
1/10	Texas*	2/nr	H	W	101-89
1/12	@Texas Tech*	2/nr	A	W	113-86
1/15	@TCU*	2/nr	A	W	93-73
1/19	SMU*	2/nr	H	W	98-70
1/21	@Florida St.	2/nr	A	W	109-92
1/23	Texas A&M*	2/nr	H	W	113-88
1/26	@Baylor*	2/nr	A	W	73-68
1/30	Ala.-Birmingham	2/nr	H	W	104-72
2/2	Rice*	2/nr	H	W	100-87
2/7	@Houston*	2/nr	A	W	81-74
2/10	UNLV	2/1	H	L	112-105
2/13	Texas Tech*	3/nr	H	W	87-69
2/16	TCU*	3/nr	H	W	97-61
2/20	@SMU*	3/nr	A	W	79-70
2/23	@Texas A&M*	3/nr	A	W	111-72
2/26	Baylor*	3/nr	H	W	106-74
3/3	@Texas*	3/23	A	L	99-86

**SWC Tournament • Dallas, Texas**

3/8	Texas A&M	5/nr	N	W	108-61
3/9	Rice	5/nr	N	W	109-80
3/10	Texas	5/23	N	W	120-89

**NCAA Southeast Regional • Atlanta, Ga.**

3/15	Georgia St.	2/nr	N	W	117-76
3/17	Arizona St.	2/nr	N	W	97-90

**NCAA Southeast Regional • Charlotte, N.C.**

3/21	Alabama	2/19	N	W	93-70
3/23	Kansas	2/12	N	L	93-81

\*Southwest Conference games

**Lineup (most starts)**

	Name	Pts.	Rebs.	Ast.
5-10	Sr. G Arlyn Bowers	11.1	1.9	
6-2	Jr. G Lee Mayberry	13.2	3.4	5.5
6-8	Jr. G/F Todd Day	20.7	5.3	
6-8	Jr. F/C Isaiah Morris	7.5	4.1	
6-9	Jr. C Oliver Miller	15.5	7.7	

**1991-92**  
**26-8, 13-3 (1st)**  
**SEC champion**  
**NCAA Second Round**  
**#8 (UPI)/#9 (AP)/#10 (ESPN/USA Today)**  
**Coach: Nolan Richardson**

Date	Opponent	UA/Opp Rank	Site	W/L	Score
<b>Maui Classic • Maui, Hawaii</b>					
11/25	Minnesota	2/nr	N	W	92-83
11/26	Chaminade	2/nr	N	W	99-84
11/27	Michigan St.	2/nr	N	L	86-71
12/2	Alabama St. @ PB	11/nr	N	W	96-80
12/4	Bethune-Cookman	11/nr	H	W	128-46

12/7	Missouri	11/nr	H	L	87-76
12/10	@Kansas St.	19/nr	A	W	70-59
12/19	Montevallo @ LR	19/nr	N	W	91-70
12/21	Arizona	19/2	H	W	65-59
12/23	@Tulsa	15/nr	A	W	74-64
12/28	Jackson St. @ LR	15/nr	N	W	89-66
12/30	@South Alabama	16/nr	A	W	101-82
1/2	Quincy Coll. @ PB	16/nr	N	W	123-60
1/4	Auburn*	16/nr	H	W	110-92
1/8	@Alabama*	13/16	A	L	65-63
1/11	@LSU*	13/nr	A	W	101-90
1/15	Mississippi St.*	12/nr	H	W	99-78
1/18	@Ole Miss*	12/nr	A	W	114-93
1/22	Florida*	9/nr	H	W	75-62
1/25	@Kentucky*	9/8	A	W	105-88
2/5	@Tennessee*	5/nr	A	L	83-81
2/8	@Memphis	5/nr	A	L	92-88
2/12	Vanderbilt*	11/nr	H	W	91-71
2/15	South Carolina*	11/nr	H	W	89-73
2/18	@Georgia*	10/nr	A	L	87-78
2/22	Alabama*	10/14	H	W	90-87
2/26	@Auburn*	9/nr	A	W	82-74
2/29	@Mississippi St.*	9/nr	A	W	84-76
3/3	LSU*	7/23	H	W	106-92 (OT)
3/7	Ole Miss*	7/nr	H	W	100-83

**SEC Tournament • Birmingham, Ala.**

3/13	Georgia	6/nr	N	W	73-60
3/14	Alabama	6/17	N	L	90-89

**NCAA Midwest Regional • Milwaukee, Wis.**

3/19	Murray St.	9/nr	N	W	80-69
3/21	Memphis	9/nr	N	L	82-80

\*Southeastern Conference games

**Lineup (most starts)**

	Name	Pts.	Rebs.	Ast.
6-2	Sr. G Lee Mayberry	15.2	2.3	5.9
6-1	Jr. G Shepherd	6.7	2.5	
6-9	Sr. G/F Todd Day	22.7	7.0	
6-9	Sr. C Miller	13.5	7.7	
6-8	Sr. F Morris	10.2	5.0	

**1992-93**  
**22-9, 10-6 (3rd)**  
**NCAA Regional Semifinal**  
**Sweet 16**  
**#10 (ESPN/USA Today)/#12 (AP & UPI)**  
**Coach: Nolan Richardson**

Date	Opponent	UA/Opp Rank	Site	W/L	Score
12/2	Memphis	nr/8	H	W	81-76
12/3	Tennessee-Martin		H	W	90-72
12/6	@Arizona	nr/9	A	W	86-80

12/17	SE Mo. St. @ PB	12/nr	N	W	96-72
12/19	@Missouri	12/nr	A	W	73-68
12/21	Jackson St. @ PB	10/nr	N	W	123-76
12/23	Tulsa	10/nr	H	W	101-87
12/28	Coastal Carolina @ LR	9/nr	N	W	93-74
12/30	Northeast La. @ LR	9/nr	N	L	87-78
1/4	@SMU	13/nr	A	W	72-53
1/6	Ole Miss*	13/nr	H	W	90-78
1/9	@South Carolina*	13/nr	A	W	86-76
1/12	Alabama*	9/nr	H	W	74-66
1/20	@Vanderbilt*	8/19	A	L	102-89
1/23	Auburn*	8/nr	H	L	100-89
1/27	@Mississippi St.*	16/nr	A	L	80-76 (OT)
1/30	Georgia*	16/nr	H	W	97-79
2/2	@LSU*	17/nr	A	W	91-79
2/6	@Florida*	17/nr	A	W	74-66
2/10	Kentucky*	14/2	H	W	101-94
2/13	@Alabama*	14/nr	A	L	93-82
2/16	Tennessee*	13/nr	H	L	101-91
2/20	Mississippi St.*	13/nr	H	W	115-58
2/27	@Ole Miss*	15/nr	A	W	85-63
3/3	LSU*	13/nr	H	W	88-75
3/6	@Auburn*	13/nr	A	L	81-80

**SEC Tournament • Lexington, Ky.**

3/12	Georgia	14/nr	N	W	65-60
3/13	Kentucky	14/4	A	L	92-81

**NCAA East Regional • Winston-Salem, N.C.**

3/18	Holy Cross	14/nr	N	W	94-64
3/20	St. John's	14/nr	N	W	80-74

**NCAA East Regional • East Rutherford, N.J.**

3/26	North Carolina	14/4	N	L	80-74
------	----------------	------	---	---	-------

**Lineup (most starts)**

	Name	Pts.	Rebs.	Ast.
6-2	So. G Corey Beck	7.0	3.8	3.6
6-1	Sr. G Robert Shepherd	11.3	3.5	
6-9	So. C Dwight Stewart	6.9	3.6	
6-5	Sr. F Darrell Hawkins	13.3	4.5	
6-5	Fr. F Scotty Thurman	17.4	4.4	

**1993-94**  
**31-3, 14-2 (1st)**  
**SEC champion**  
**NCAA Final Four**  
**NCAA National Champion**  
**#1 (ESPN/USA Today & UPI)/#2 (AP)**  
**Coach: Nolan Richardson**

Date	Opponent	UA/Opp Rank	Site	W/L	Score
11/29	Murray St.	2/nr	H	W	93-67
12/2	Missouri	2/nr	H	W	120-68

12/4	Northwestern (La.) St.	2/nr	H	W	111-76
12/8	@Memphis	1/nr	A	W	96-78
12/11	Delaware St.	1/nr	H	W	123-66
12/18	Jackson St.	1/nr	H	W	96-80
12/23	@Tulsa	1/nr	A	W	93-91 (OT)
12/28	Texas Southern	1/nr	H	W	129-63
1/3	SMU	1/nr	H	W	96-70
1/5	Ole Miss*	1/nr	H	W	87-61
1/8	@Alabama*	1/nr	A	L	66-64
1/11	LSU*	4/nr	H	W	84-83
1/15	@Auburn*	4/nr	A	W	117-105
1/19	@Mississippi St.*	3/nr	A	L	72-71
1/22	South Carolina*	3/nr	H	W	79-53
1/29	@Tennessee*	5/nr	A	W	65-64
2/1	Vanderbilt*	6/nr	H	W	89-76
2/5	Montevallo	6/nr	H	W	131-63
2/9	@Kentucky*	3/4	A	W	90-82
2/12	Florida*	3/20	H	W	99-87
2/16	Alabama*	1/nr	H	W	102-81
2/19	@Ole Miss*	1/nr	A	W	90-73
2/22	@Georgia*	1/nr	A	W	74-65
2/26	Auburn*	1/nr	H	W	91-81
3/2	@LSU*	1/nr	A	W	108-105 (OT)
3/5	Mississippi St.*	1/nr	H	W	80-62

**SEC Tournament • Memphis, Tenn.**

3/11	Georgia	1/nr	N	W	95-83
3/12	Kentucky	1/10	N	L	90-78

**NCAA Midwest Regional • Oklahoma City, Okla.**

3/18	No. Carolina A&T	2/nr	N	W	94-79
3/20	Georgetown	2/nr	N	W	85-73

**NCAA Midwest Regional • Dallas, Texas**

3/25	Tulsa	2/nr	N	W	103-84
3/27	Michigan	2/11	N	W	76-68

**NCAA Final Four • Charlotte, N.C.**

4/2	Arizona	2/9	N	W	91-82
4/4	Duke	2/6	N	W	76-72

\*Southeastern Conference games

**Lineup (most starts)**

	Name	Pts.	Rebs.	Ast.
6-2	Jr. G Corey Beck	8.8	3.9	5.0
6-4	Jr. G Clint McDaniel	8.1	2.8	
6-9	Jr. C Dwight Stewart	8.0	5.0	
6-6	So. F Scotty Thurman	15.9	4.5	
6-7	So. F Cortliss Williamson	20.4	7.7	



# » YEAR-BY-YEAR RESULTS

**1994-95**  
**32-7, 12-4 (T-1st West)**  
**SEC Western Division champion**  
**NCAA Final Four**  
**NCAA National Runner-up**  
**#2 (ESPN/USA Today)/#6 (AP & UPI)**  
**Coach: Nolan Richardson**

Date	Opponent	UA/Opp Rank	Site	W/L	Score
<b>Tipoff Classic • Springfield, Mass.</b>					
11/25	Massachusetts	1/3	N	L	104-80
<b>BCA Classic • Memphis, Tenn.</b>					
11/27	Georgetown	1/14	N	W	97-79
11/30	Jackson St.	4/nr	H	W	103-87
12/3	@Missouri	4/nr	A	W	94-71
12/6	Centenary	3/nr	H	W	121-94
12/8	@SMU	3/nr	A	W	78-66
12/10	Murray St.	3/nr	H	W	94-69
12/21	Florida A&M	3/nr	H	W	97-57
12/23	Tulsa	3/nr	H	W	82-63

Date	Opponent	UA/Opp Rank	Site	W/L	Score
<b>Rainbow Classic • Honolulu, Hawaii</b>					
12/28	Oklahoma	3/nr	N	W	86-84
12/29	Cincinnati	3/20	N	W	84-75
12/30	Iowa	3/nr	N	W	101-92
1/4	@Ole Miss*	3/nr	A	L	76-71
1/7	Tennessee*	3/nr	H	W	97-79
1/11	Mississippi St.*	5/nr	H	W	79-74
1/14	@Auburn*	5/nr	A	L	104-90
1/18	Georgia*	9/nr	H	W	84-82
1/21	@South Carolina*	9/nr	A	W	88-73
1/24	Alabama*	9/nr	H	L	88-70
1/29	Kentucky*	9/5	H	W	94-92
1/31	LSU*	8/nr	H	W	105-81
2/4	@Mississippi St.*	8/nr	A	L	83-62
2/9	Memphis	12/nr	H	W	88-87
2/11	@Vanderbilt*	12/nr	A	W	97-94 (OT)
2/15	@Alabama*	10/18	A	W	86-80
2/18	Ole Miss*	10/nr	H	W	85-70
2/22	@LSU*	8/nr	A	W	92-90
2/25	Montevallo	8/nr	H	W	122-64
2/28	@Florida*	7/nr	A	W	94-85
3/4	Auburn*	7/nr	H	W	68-66

Date	Opponent	UA/Opp Rank	Site	W/L	Score
<b>SEC Tournament • Atlanta, Ga.</b>					
3/10	Vanderbilt	5/nr	N	W	73-72
3/11	Alabama	5/20	N	W	69-58
3/12	Kentucky	5/3	N	L	95-93 (OT)
<b>NCAA Midwest Regional • Austin, Texas</b>					
3/17	Texas Southern	6/nr	N	W	79-78
3/19	Syracuse	6/25	N	W	96-94 (OT)
<b>NCAA Midwest Regional • Kansas City, Mo.</b>					
3/24	Memphis	6/nr	N	W	96-91 (OT)
3/26	Virginia	6/13	N	W	68-61

Date	Opponent	UA/Opp Rank	Site	W/L	Score
<b>NCAA Final Four • Seattle, Wash.</b>					
4/1	North Carolina	6/4	N	W	75-68
4/3	UCLA	6/1	N	L	89-78

<b>Lineup (most starts)</b>					
	Name	Pts.	Rebs.	Ast.	
6-2	Sr. G Corey Beck	7.9	4.8	5.3	
6-4	Sr. G Clint McDaniel	11.5	3.1		
6-6	Jr. F Scotty Thurman	15.4	3.9		
6-7	Jr. F Corliss Williamson	19.7	7.5		
6-9	Sr. C Dwight Stewart (tie)	7.3	4.7		
6-8	Sr. F Elmer Martin (tie)	1.8	1.9		

**1995-96**  
**20-13, 9-7 (T-2nd West)**  
**NCAA Regional Semifinal**  
**Sweet 16**  
**No. 18 (ESPN/USA Today)**  
**Coach: Nolan Richardson**

Date	Opponent	UA/Opp Rank	Site	W/L	Score
<b>Preseason NIT</b>					
11/15	Northeast Louisiana	16/nr	H	W	75-67
11/17	Arizona	16/19	H	L	83-73
<b>Great Eight Tournament • Auburn Hills, Mich.</b>					
11/28	Michigan St.	25/nr	N	L	75-72
11/30	No. Carolina A&T		H	W	103-49
12/2	Alcorn St.		H	W	116-75
12/5	Missouri	nr/11	H	W	104-93
12/9	Cincinnati	nr/17	H	L	82-67
12/21	SMU		H	W	73-46
12/23	Tennessee St.		H	W	86-67
12/30	Jackson St.		H	W	86-77
1/3	Florida*		H	W	75-60
1/6	@Auburn*		A	L	101-76
1/10	@Ole Miss*		A	W	63-62
1/13	Vanderbilt*		H	L	80-73
1/18	@Memphis	nr/9	A	L	94-72
1/20	Mississippi St.*	nr/21	H	W	80-68
1/23	@Alabama*		A	W	71-63
1/27	Oral Roberts		H	W	66-65
1/30	LSU*		H	W	76-68
2/3	South Carolina*		H	W	81-69
2/6	@Mississippi St.*		A	L	78-63
2/11	@Kentucky*	nr/2	A	L	88-73
2/14	Ole Miss*		H	W	79-73
2/17	Auburn*		H	W	87-77
2/21	@Tennessee*		A	L	66-59
2/25	@Georgia*		A	L	71-59
2/28	Alabama*		H	L	98-89
3/2	@LSU*		A	W	94-79

Date	Opponent	UA/Opp Rank	Site	W/L	Score
<b>SEC Tournament • New Orleans, La.</b>					
3/8	South Carolina		N	W	80-58
3/9	Kentucky	nr/1	N	L	95-75

<b>Lineup (most starts)</b>					
	Name	Pts.	Rebs.	Ast.	
6-2	Fr. G Pat Bradley	10.2	2.0		
5-11	Fr. G Kareem Reid	12.9	3.1	6.6	
6-11	Jr. C Darnell Robinson	12.7	7.0		
6-11	Jr. C Lee Wilson	6.3	4.4		
6-8	Fr. F Derek Hood	7.5	6.1		

**1996-97**  
**18-14, 8-8 (2nd West)**  
**NIT Final Four**  
**Coach: Nolan Richardson**

Date	Opponent	UA/Opp Rank	Site	W/L	Score
<b>Preseason NIT</b>					
11/22	Jackson St.	16/nr	H	W	124-74
11/27	@Oral Roberts	16/nr	A	L	86-81
11/30	San Francisco	16/nr	H	W	77-63
12/7	@Missouri	22/nr	A	W	80-76
12/10	Troy St.	20/nr	H	W	137-70
12/19	McNeese St.	19/nr	H	W	95-68
12/21	Louisville	19/18	H	L	91-88 (OT)
12/28	Southern Utah	22/nr	H	W	92-52
1/2	Ole Miss*		H	L	91-74
1/5	@Florida*		A	L	75-62
1/8	@Auburn*		A	W	56-55
1/11	LSU*		H	W	82-57
1/15	@Alabama*		A	W	72-68
1/18	@Cincinnati	nr/4	A	L	92-57
1/21	Mississippi St.*		H	W	98-64
1/26	Kentucky*	nr/3	H	L	83-73
1/29	@Ole Miss*		A	L	71-52
2/1	Memphis		H	W	79-63
2/5	Tennessee*		H	W	77-54
2/8	@Vanderbilt*		A	L	87-83 (OT)
2/11	Auburn*		H	W	75-42
2/15	Georgia*		H	W	79-74
2/18	@South Carolina*	nr/9	A	L	78-65
2/23	@Mississippi St.*		A	L	93-77
2/26	Alabama*		H	W	73-53
3/1	@LSU*		A	L	66-64

Date	Opponent	UA/Opp Rank	Site	W/L	Score
<b>SEC Tournament • Memphis, Tenn.</b>					
3/7	Georgia	nr/24	N	L	65-63

Date	Opponent	UA/Opp Rank	Site	W/L	Score
<b>Chase NIT • Fayetteville, Ark.</b>					
3/12	Northern Arizona		H	W	101-75
3/17	Pittsburgh		H	W	76-71
3/19	UNLV		H	W	86-73

<b>Lineup (most starts)</b>					
	Name	Pts.	Rebs.	Ast.	
6-5	Fr. G Glendon Alexander	9.6	2.6		
6-2	So. G Pat Bradley	14.4	2.3		
5-10	So. G Kareem Reid	9.8	2.7	5.7	
6-11	Sr. C Lee Wilson	7.2	4.2		
6-8	So. F Derek Hood	9.7	8.0		

**1997-98**  
**24-9, 11-5 (2nd West)**  
**NCAA Tournament Second Round**  
**#17 (AP)/#22 (ESPN/USA Today)**  
**Coach: Nolan Richardson**


Date	Opponent	UA/Opp Rank	Site	W/L	Score
<b>Preseason NIT</b>					
11/16	Northeastern Illinois		H	W	114-56
11/21	Jackson St.		H	W	97-71
11/25	Oral Roberts		H	W	81-75
<b>Premier Classic • Phoenix, Ariz.</b>					
11/29	Fresno St.	nr/12	N	W	70-69
12/2	Bethune-Cookman	18/nr	H	W	108-42
12/6	Missouri	18/nr	H	W	75-46
12/9	@Louisville	15/nr	A	W	100-83
12/18	Centenary	13/nr	H	W	61-48

Date	Opponent	UA/Opp Rank	Site	W/L	Score
<b>Puerto Rico Classic • San Juan, P.R.</b>					
12/24	@American Univ.-PR	12/nr	A	L	64-59
12/25	Murray St.	12/nr	N	L	94-83
12/26	Saint Louis	12/nr	N	W	78-70
12/31	Alabama St.	23/nr	H	W	103-48
1/4	LSU*	23/nr	H	W	62-59
1/7	Mississippi St.*	22/nr	H	W	83-70
1/10	@Memphis	22/nr	A	W	75-72
1/14	Florida*	22/nr	A	W	89-84
1/17	@Kentucky*	22/6	A	L	80-77 (OT)
1/21	@Auburn*	18/nr	A	W	79-65
1/24	Alabama*	18/nr	H	W	77-70
1/28	@LSU*	15/nr	A	W	85-68
1/31	@Mississippi St.*	15/nr	A	W	76-73
2/5	Ole Miss*	14/17	H	W	100-87
2/7	Vanderbilt*	14/nr	H	W	93-83
2/10	@Georgia*	12/nr	A	L	86-70
2/14	@Tennessee*	12/nr	A	L	74-71
2/18	South Carolina*	16/13	H	W	96-88



The final game at Barnhill Arena featured the Razorbacks against a Shaquille O'Neal led LSU team. No. 13 Arkansas defeated the Tigers, 88-75.





Corliss Williamson was the Most Outstanding Player of the 1994 NCAA Final Four after averaging 26 points and 10.5 rebounds over the two wins.

2/21	Auburn*	16/nr	H W	107-83
2/25	@Ole Miss*	12/13	A L	81-65
2/28	@Alabama*	12/nr	A L	65-63

**SEC Tournament • Atlanta, Ga.**

3/6	Tennessee	16/nr	N W	102-96
3/7	Kentucky	16/7	N L	99-74

**NCAA West Regional • Boise, Idaho**

3/12	Nebraska	17/nr	N W	74-65
3/14	Utah	17/7	N L	75-69

\*Southeastern Conference games

**Lineup (most starts)**

Date	Opponent	UA/Opp Rank	Site	W/L	Score
5-10	Jr. G Kareem Reid				11.9 2.1 5.2
6-9	Sr. F Nick Davis				10.4 9.8
6-8	Jr. F Derek Hood				8.4 6.1
6-7	Sr. F Landis Williams				7.4 3.3

**1998-99  
23-11, 9-7 (2nd West)  
NCAA Tournament Second Round  
No. 17 (AP)/No. 25 (ESPN/USA Today)  
Coach: Nolan Richardson**

Date	Opponent	UA/Opp Rank	Site	W/L	Score
11/15	Jackson St.	19/nr	H W		83-72
11/17	Alabama St.	19/nr	H W		73-43
<b>Top of the World Classic • Fairbanks, Alaska</b>					
11/20	Virginia	19/nr	N W		85-83
11/21	New Mexico St.	19/nr	N W		66-60
11/22	Villanova	19/nr	N L		76-63
11/28	Northeast Louisiana	21/nr	H W		92-70
12/5	@Oklahoma	19/nr	A L		87-57

12/7	Western Carolina	19/nr	H W	90-54
12/16	Southeastern La.	20/nr	H W	95-57
12/19	Memphis	20/nr	H W	99-74
12/23	@Wake Forest	19/nr	A W	75-59
12/30	North Texas	20/nr	H W	100-77
1/2	@LSU*	20/nr	A W	80-75
1/6	@Auburn*	18/14	A L	83-66
1/9	Ole Miss*	18/nr	H L	76-65
1/13	@Mississippi St.*	24/nr	A W	61-59
1/16	Georgia*	24/nr	H W	82-79
1/20	Alabama*	22/nr	H L	67-60
1/23	Providence	22/nr	H W	118-79
1/27	LSU*	21/nr	H W	86-64
1/30	@Ole Miss*	21/nr	A L	89-81
2/2	Tennessee*	23/nr	H W	69-52
2/6	@Vanderbilt*	23/nr	A L	73-69
2/10	@South Carolina*		A W	72-66
2/13	Mississippi St.*		H W	82-62
2/16	@Florida*	nr/23	A L	74-61
2/20	Kentucky*	nr/6	H W	74-70
2/24	Auburn*	nr/2	H W	104-88
2/27	@Alabama*		A L	84-79

**SEC Tournament • Atlanta, Ga.**

3/5	Florida	22/21	N W	75-74
3/6	Mississippi St.	22/nr	N W	84-79 (OT)
3/7	Kentucky	22/14	N L	76-63

**NCAA West Regional • Denver, Colo.**

3/11	Siena	17/nr	N W	94-80
3/13	Iowa	17/21	N L	82-72

\*Southeastern Conference games

**Lineup (most starts)**

Date	Opponent	UA/Opp Rank	Site	W/L	Score
6-2	Sr. G Pat Bradley				14.1 2.5
5-11	Sr. G Kareem Reid				10.4 2.5
6-5	Jr. G Chris Walker (tie)				7.1 3.9
6-8	Sr. F Derek Hood				12.4 10.3
6-8	Fr. F Chris Jefferies				7.7 3.9
7-0	So. C Jason Jennings (tie)				4.3 2.7

**1999-00  
19-15, 7-9 (3rd West)  
SEC Tournament champion  
NCAA Tournament First Round  
Coach: Nolan Richardson**

Date	Opponent	UA/Opp Rank	Site	W/L	Score
11/22	Texas-Arlington		H W		102-95 (OT)

**Big Island Invitational • Hilo, Hawaii**

11/26	Mercer		N W		71-54
11/27	Iowa St.		N L		77-71
11/28	Santa Clara		N W		79-60
12/4	Jackson St.		H W		98-60
12/7	Oklahoma		H L		66-52
12/15	UT-Pan American @ NLR		N W		70-56
12/18	Mercer		H W		85-60
12/20	Wake Forest	nr/25	H L		70-64
12/23	@Providence		A L		87-81
12/28	Alcorn St.		H W		102-59
12/30	Centenary @ NLR		N W		73-55
1/3	@Memphis		A L		76-71
1/5	Ole Miss*		H W		71-64
1/8	South Carolina*		H L		76-65
1/12	@Georgia*		A W		74-54
1/19	@Alabama*		A L		73-64
1/22	Mississippi St.*		H W		83-73
1/26	@LSU*		A L		96-75
2/2	@Ole Miss*		A L		87-82
2/5	@Auburn*	nr/10	A L		73-55
2/9	Alabama*		H W		81-66
2/12	@Mississippi St.*		A W		87-81
2/15	Florida*	nr/11	H L		80-71
2/19	LSU*	nr/16	H L		78-67
2/23	Vanderbilt*	nr/24	H W		78-63
2/26	@Kentucky*	nr/18	A L		60-55
3/1	@Tennessee*	nr/11	A L		73-66
3/5	Auburn*	nr/19	H W		64-55

**SEC Tournament • Atlanta, Ga.**

3/9	Georgia		N W		71-64
3/10	Kentucky	nr/16	N W		86-72
3/11	LSU	nr/10	N W		69-67
3/12	Auburn		N W		75-67

**NCAA South Regional • Nashville, Tenn.**

3/17	Miami (Fla.)	nr/23	N L		75-71
------	--------------	-------	-----	--	-------

\*Southeastern Conference games

**Lineup (most starts)**

Date	Opponent	UA/Opp Rank	Site	W/L	Score
6-1	So. G Brandon Dean				8.5 2.0
6-4	So. G Teddy Gipson (tie)				8.7 2.5
6-5	Sr. G Chris Walker				10.8 4.5
6-8	Fr. G/F Joe Johnson				16.0 5.7 2.2
6-7	Fr. F Alonzo Lane				7.9 4.1
6-8	Fr. F Carl Baker				4.4 4.2

**2000-01  
20-11, 10-6 (2nd West)  
NCAA Tournament First Round  
Coach: Nolan Richardson**

Date	Opponent	UA/Opp Rank	Site	W/L	Score
<b>John Thompson Foundation Challenge Classic • Fayetteville, Ark.</b>					
11/17	Tennessee St.	15/nr	H W		90-68
11/18	Southern Miss.	15/nr	H L		63-54
11/22	Jackson St.	24/nr	H W		107-78
11/25	Louisiana-Monroe	24/nr	H W		99-59
11/28	Centenary	25/nr	H W		88-57
12/2	Memphis	25/nr	H W		74-68
12/5	North Texas	21/nr	H W		97-77
12/9	Oklahoma St. +	21/nr	N L		74-73
12/20	Northwestern (La.) St.	25/nr	H W		115-47
12/23	@Oklahoma	25/18	A L		88-79 (OT)
12/30	Grambling St.		H W		121-66
1/2	Md.-Eastern Shore		H W		100-40
1/6	@Mississippi St.*		A L		87-73
1/10	Ole Miss*	nr/20	H L		53-48

1/13	@Vanderbilt*		A L		81-64
1/17	Auburn*		H W		82-72
1/20	Alabama*	nr/15	H W		87-58
1/27	@LSU*		A W		59-52
1/31	@Ole Miss*		A L		84-73
2/3	Mississippi St.*		H W		83-72
2/7	Tennessee*	nr/10	H W		82-77 (OT)
2/10	@Florida*	nr/8	A L		73-63
2/14	@Auburn*		A L		71-63
2/17	LSU*		H W		87-70
2/20	@South Carolina*		A W		69-67
2/25	Kentucky*	nr/13	H W		82-78
2/28	@Alabama*	nr/20	A W		66-63
3/3	Georgia*		H W		82-67

**SEC Tournament • Nashville, Tenn.**

3/9	LSU		N W		77-72
3/10	Kentucky	nr/15	N L		87-78

**NCAA West Regional • Boise, Idaho**

3/15	Georgetown	nr/21	N L		63-61
------	------------	-------	-----	--	-------

+at Tulsa, Okla. || \*Southeastern Conference games

**Lineup (most starts)**

Date	Opponent	UA/Opp Rank	Site	W/L	Score
6-4	Jr. G Teddy Gipson				8.1 2.1
6-2	Jr. G Jannerro Pargo				12.3 2.1
6-8	So. G/F Joe Johnson				14.2 6.4 2.6
6-8	So. F Carl Baker				5.2 4.0
6-9	So. F Larry Satchell				3.7 3.5

**2001-02  
14-15, 6-10 (4th West)  
Coach: Nolan Richardson#**

Date	Opponent	UA/Opp Rank	Site	W/L	Score
<b>Preseason NIT</b>					
11/12	Maine		H W		64-47
11/16	Wake Forest		H L		76-71
11/18	Oral Roberts		H W		71-57
11/28	@Tulsa		A W		79-75
11/30	Oklahoma		H L		69-54
12/4	Southwest Texas St.		H W		90-68
12/8	Illinois @ Chicago	nr/5	N L		94-91
12/10	UNC-Greensboro		H W		89-74
12/20	Tenn.-Chattanooga		H W		98-84
12/22	Oklahoma St. @ NLR	nr/6	N L		85-76
12/29	Elon		H W		96-52
1/2	@Memphis		A W		90-73
1/5	@Auburn*		A W		83-77
1/8	Mississippi St.*	nr/22	H W		75-64
1/13	@LSU*		A L		75-69
1/16	South Carolina*		H L		62-60
1/19	Ole Miss*		H L		70-64
1/23	@Georgia*	nr/15	A L		81-67
1/26	Florida*	nr/5	H W		94-92 (OT)
1/30	@Alabama*	nr/7	A L		109-94
2/2	Auburn*		H W		62-60
2/9	@Ole Miss*		A L		79-67
2/13	@Tennessee*		A L		64-53
2/16	LSU*		H L		67-63
2/20	Alabama*	nr/5	H W		67-59
2/23	@Kentucky*	nr/12	A L		71-58
2/27	@Mississippi St.*		A L		89-83
3/2	Vanderbilt*#		H W		81-67

**SEC Tournament • Atlanta, Ga.**

3/7	Tennessee#		N L		68-61
-----	------------	--	-----	--	-------

\*Southeastern Conference games

#Mike Anderson went 1-1 as interim head coach

!Georgia victory vacated by the NCAA

**Lineup (most starts)**

Date	Opponent	UA/Opp Rank	Site	W/L	Score
6-1	Sr. G Brandon Dean				12.2 2.9
6-2	Sr. G Jannerro Pargo				16.6 2.4 3.3
6-4	Sr. G Teddy Gipson				7.6 1.8
6-5	Fr. G J.J. Sullinger (tie)				9.4 3.0
6-8	Jr. F Dionisio Gomez				5.1 5.0
6-9	Jr. F Larry Satchell (tie)				2.8 2.8



# » YEAR-BY-YEAR RESULTS

## 2002-03 9-19, 4-12 (T-5th West) Coach: Stan Heath

Date	Opponent	UA/Opp Rank	Site	W/L	Score
11/22	Jackson St.			H W	81-44
11/26	@Oral Roberts		A	L	76-64
11/30	Tulsa	nr/22	H	L	61-60
12/3	Troy St.		H	L	74-66
12/7	Illinois @ NLR	nr/25	N	L	62-58
12/10	Louisiana Tech		H	W	72-60
12/18	Sam Houston St.		H	W	78-67
12/21	Southwest Texas St.		H	W	70-60
12/28	Centenary		H	W	75-51
12/30	@Oklahoma St.		A	L	71-45
1/2	Memphis		H	L	72-67
1/8	@Alabama*	nr/4	A	L	61-51
1/11	Auburn*		H	L	52-37
1/18	IGeorgia*	nr/20	H	L	81-64
1/22	LSU*		H	W	73-65
1/25	@Ole Miss*		A	L	73-54
2/1	@Florida*	nr/4	A	L	77-66
2/5	Alabama*	nr/22	H	W	81-70
2/8	@Mississippi St.*	nr/23	A	L	84-54
2/12	Tennessee*		H	L	70-62
2/15	@South Carolina*		A	L	72-65
2/19	Kentucky*	nr/2	H	L	66-50
2/22	@LSU*		A	L	75-56
2/26	@Vanderbilt*		A	W	60-50
3/1	Mississippi St.*	nr/20	H	W	53-51
3/5	@Auburn*		A	L	69-54
3/8	Ole Miss*		H	L	64-54

**SEC Tournament • New Orleans, La.**  
3/13 LSU N L 85-56  
\*Southeastern Conference games  
IGeorgia victory vacated by the NCAA

**Lineup (most starts)**

Name	Pts.	Rebs.	Ast.
6-1 Fr. G Eric Ferguson	10.9	3.1	3.3
6-4 Fr. G/F Jonathon Modica	11.5	4.5	
6-8 Sr. F Carl Baker	3.3	4.1	
6-7 Sr. F Alonzo Lane	4.0	2.9	
6-8 Sr. F Dionisio Gomez	8.3	6.6	

## 2003-04 12-16, 4-12 (6th West) Coach: Stan Heath

Date	Opponent	UA/Opp Rank	Site	W/L	Score
11/21	Nicholls St.		H	W	89-60
11/25	Grambling St.		H	W	64-46
11/29	Jacksonville @ NLR		N	W	85-65
12/3	Oral Roberts		H	W	77-71
12/6	Illinois @ Chicago	nr/11	N	L	84-61
12/9	Southeast Missouri St.		H	W	78-68
12/17	Louisiana Tech		H	W	68-56
12/20	Oklahoma St.		H	L	73-58
12/22	Western Carolina		H	L	62-59 (OT)
12/30	@Tulsa		A	W	81-74
1/3	North Texas		H	W	96-61
1/6	LSU*		H	L	66-55
1/10	@Mississippi St.*	nr/22	A	L	80-62
1/14	@Alabama*		A	L	81-65
1/17	Ole Miss*		H	W	86-78
1/21	@Auburn*		A	L	70-63
1/24	Vanderbilt*	nr/22	H	W	70-62
1/31	@Georgia*		A	L	71-50
2/4	Auburn*		H	W	74-52
2/7	@LSU*		A	L	65-52
2/11	@Tennessee*		A	L	69-65
2/14	Mississippi St.*	nr/6	H	L	77-70
2/18	@Kentucky*	nr/9	A	L	73-56
2/21	South Carolina*	nr/25	H	W	82-66
2/28	Florida*		H	L	73-68
3/3	Alabama*		H	L	72-68 (OT)
3/6	@Ole Miss*		A	L	55-45

**SEC Tournament • Atlanta, Ga.**  
3/11 South Carolina N L 91-81  
\*Southeastern Conference games

**Lineup (most starts)**

Name	Pts.	Rebs.	Ast.
6-1 So. G Eric Ferguson	8.1	2.6	2.8
6-7 Fr. G/F Ronnie Brewer	12.2	5.5	3.4
6-4 So. F Jonathon Modica	16.5	4.5	
6-8 Sr. F Billy Paris	5.5	2.9	
6-5 Fr. F Olu Famutimi	7.0	3.5	

## 2004-05 18-12, 6-10 (4th West) Coach: Stan Heath

Date	Opponent	UA/Opp Rank	Site	W/L	Score
<b>Paradise Jam • St. Thomas, U.S. Virgin Islands</b>					
11/19	Winthrop		N	W	72-49
11/21	Troy		N	W	89-54
11/22	Eastern Michigan		N	W	82-64
11/27	Gardner Webb		H	W	79-63
11/30	Tulsa		H	W	85-73
12/4	Illinois @ NLR	nr/3	N	L	72-60
12/7	@Missouri		A	W	62-52
12/16	Tennessee St.		H	W	96-68
12/18	Prairie View A&M		H	W	102-50
12/20	Lipscomb		H	W	83-54
12/23	Hartford		H	W	87-55
12/29	Jacksonville St.		H	W	73-67
12/31	Louisiana-Monroe		H	W	85-43
1/5	Ole Miss*		H	W	69-46
1/8	@Florida*		A	L	82-74
1/11	Alabama*	nr/21	H	L	64-61
1/15	@Mississippi St.*	nr/11	A	L	80-55
1/19	@LSU*		A	L	66-63 (OT)
1/22	Auburn*		H	W	95-59
1/29	Kentucky*	nr/6	H	L	68-67
2/2	@South Carolina*		A	L	64-52
2/5	@Ole Miss*		A	W	66-65
2/9	Georgia*		H	W	62-47
2/12	LSU*		H	W	65-62
2/16	@Alabama*	nr/16	A	L	72-63
2/19	@Vanderbilt*		A	L	79-65
2/26	Tennessee*		H	W	70-68
3/1	Mississippi St.*		H	L	57-55
3/5	@Auburn*		A	L	77-64

**SEC Tournament - Atlanta, Ga.**  
3/10 Tennessee N L 65-46  
\*Southeastern Conference games

**Lineup (most starts)**

Name	Pts.	Rebs.	Ast.
6-1 Jr. G Eric Ferguson	8.8	2.7	4.3
6-7 So. G Ronnie Brewer	16.2	4.8	3.4
7-0 Fr. C Steven Hill	2.3	2.3	1.8
6-7 Fr. F Charles Thomas	5.5	2.7	
6-5 So. F Olu Famutimi	9.4	4.2	

## 2005-06 22-10, 10-6 (T-2nd West) NCAA Tournament First Round Coach: Stan Heath

Date	Opponent	UA/Opp Rank	Site	W/L	Score
11/18	Portland St.		H	W	107-69
<b>Maui Invitational • Maui, Hawaii</b>					
11/21	Connecticut	nr/3	N	L	77-68
11/22	Kansas		N	W	65-64
11/23	Maryland	nr/23	N	L	75-62
11/26	Radford		H	W	75-55
11/30	Southern Miss		H	W	77-35
12/2	Missouri		H	W	66-63
12/6	Texas St.		H	W	73-67
12/15	Missouri St.		H	W	79-75
12/17	Rice @ NLR		N	W	80-61
12/21	Texas Tech @ Dallas		N	W	78-65
12/30	Texas-Pan American		H	W	66-38
1/1	Western Illinois		H	W	83-54
1/7	@Mississippi St.*		A	L	69-67
1/11	LSU*		H	L	63-58
1/14	Vanderbilt*		H	W	78-66
1/18	@Alabama*		A	L	78-75 (OT)
1/21	@Auburn*		A	W	68-52
1/25	Ole Miss*		H	W	71-58
1/29	@Kentucky*		A	L	78-76
2/4	South Carolina*		H	W	73-59
2/8	@LSU*		A	L	78-77
2/11	Auburn*		H	W	84-64

2/15	@Ole Miss*		A	L	73-70
2/18	Florida*	nr/10	H	W	85-81 (OT)
2/21	Alabama*		H	W	65-63
2/25	@Tennessee*	nr/10	A	W	73-69
3/1	Mississippi St.*		H	W	80-70
3/5	@Georgia*		A	W	74-57

**SEC Tournament - Nashville, Tenn.**  
3/10 Georgia N W 80-67  
3/11 Florida nr/16 N L 74-71  
**NCAA Oakland Regional - Dallas, Texas**  
3/17 Bucknell N L 59-55  
\*Southeastern Conference games

**Lineup (most starts)**

Name	Pts.	Rebs.	Ast.
6-5 Sr. G Dontell Jefferson	3.2	3.1	4.4
6-7 Jr. G Ronnie Brewer	18.4	4.8	3.3
6-5 Sr. G Jonathon Modica	16.1	4.0	
7-0 So. C Steven Hill	3.0	3.5	2.8
6-8 So. F Charles Thomas	9.7	5.0	

## 2006-07 21-14, 7-9 (3rd West) NCAA Tournament First Round Coach: Stan Heath

Date	Opponent	UA/Opp Rank	Site	W/L	Score
11/10	Setheast Missouri St.		H	W	92-52
11/18	Stephen F. Austin St.		H	W	70-59
<b>Old Spice Classic • Orlando, Fla.</b>					
11/23	Southern Illinois		N	W	61-53 (OT)
11/24	Marist		N	W	73-64
11/26	West Virginia		N	W	71-64
11/30	@Missouri		A	L	86-64

12/2	Missouri-Kansas City		H	W	71-61
12/5	Central Michigan		H	W	75-59
12/14	Oakland		H	W	91-57
12/16	Texas Tech @ NLR		N	L	71-56
12/20	@Texas		A	L	80-76
12/22	Oral Roberts		H	W	68-56
12/30	Louisiana Tech		H	W	80-50
1/2	Tulsa		H	W	68-59
1/6	Alabama*	nr/8	H	W	88-61
1/9	@Florida*	nr/2	A	L	79-72
1/13	@Ole Miss*		A	L	74-72
1/17	Georgia*		H	L	67-64
1/20	LSU*	nr/16	H	W	72-52
1/24	@South Carolina*		A	L	66-60
1/27	@Alabama*	nr/12	A	W	63-57
2/3	Kentucky*	nr/24	H	L	82-74
2/7	Auburn*		H	W	65-57
2/10	@LSU*		A	L	71-67
2/14	@Mississippi St.*		A	L	84-60
2/17	Ole Miss*		H	W	83-66
2/21	@Auburn*		A	L	67-59
2/24	Tennessee*		H	L	83-72
2/28	Mississippi St.*		H	W	67-58
3/3	@Vanderbilt*	nr/19	A	W	82-67

**SEC Tournament - Atlanta, Ga.**  
3/8 South Carolina N W 82-52  
3/9 Vanderbilt N W 72-71  
3/10 Mississippi St. N W 81-72  
3/11 Florida nr/6 N L 77-56  
**NCAA East Regional - Spokane, Wash.**  
3/16 Southern California N L 77-60  
\*Southeastern Conference games



Joe Johnson was named the SEC Newcomer of the Year in 2000 and went on to lead Arkansas to back-to-back NCAA Tournament appearances.





**Lineup (most starts)**

Date	Opponent	UA/Opp Rank	Site	W/L	Score
6-0	Jr. G Gary Ervin	9.9	3.6	4.8	
6-1	Fr. G Patrick Beverley	13.9	4.5	3.1	
7-0	Jr. C Steven Hill	6.2	4.4	2.8 blk	
6-8	Jr. F Charles Thomas	10.7	5.7		
6-6	Jr. F Sonny Weems	11.8	4.8	2.1	

**2007-08  
23-12, 9-7 (2nd West)  
NCAA Tournament Second Round  
Coach: John Pelphey**

Date	Opponent	UA/Opp Rank	Site	W/L	Score
11/9	Wofford	19/nr	H	W	67-45

**O'Reilly Auto Parts ESPNU Puerto Rico Tip-Off - San Juan, P.R.**

Date	Opponent	UA/Opp Rank	Site	W/L	Score
11/15	Coll. of Charleston	18/nr	N	W	75-49
11/16	Providence	18/nr	N	L	67-51
11/18	Va. Commonwealth	18/nr	N	W	70-60

11/24	Delaware St.		H	W	89-67
11/28	Missouri		H	W	94-91
12/1	Oral Roberts		H	W	62-51
12/3	Missouri St.		H	W	70-51
12/12	Texas-San Antonio		H	W	67-42
12/15	@Oklahoma		A	L	83-72
12/19	Northwestern St.		H	W	90-59
12/22	Appalachian St. @NLR		N	L	74-67
12/29	Louisiana-Monroe		H	W	85-60
1/5	Baylor @Dallas		N	W	85-78
1/10	@Auburn*		A	W	76-70
1/13	Alabama*		H	W	71-67 (OT)
1/16	South Carolina*		H	L	70-66
1/19	@Georgia*		A	L	82-69
1/26	@LSU*		A	W	68-52
1/30	Mississippi St.*	nr/25#	H	W	78-58
2/2	Florida*	nr/20	H	W	80-61
2/9	Ole Miss*		H	W	75-69
2/13	@Tennessee*	nr/4	A	L	93-71
2/16	@Mississippi St.*		A	L	80-74
2/20	LSU*		H	W	87-61
2/23	@Kentucky*		A	L	63-58
2/27	@Alabama*		A	L	59-56
3/1	Vanderbilt*	nr/18	H	W	78-73
3/4	@Ole Miss*		A	L	81-72
3/8	Auburn*		H	W	77-64

**SEC Tournament - Atlanta, Ga.**

3/14	Vanderbilt	nr/18	N	W	81-75
3/15	Tennessee	nr/4	N	W	92-91
3/16	Georgia		N	L	66-57

**NCAA Tournament - Raleigh, N.C.**

3/21	Indiana	nr/24#	N	W	86-72
3/23	North Carolina	nr/1	N	L	108-77

\* Southeastern Conference games  
# USA Today/ESPN Coaches Poll

**Lineup (most starts)**

Date	Opponent	UA/Opp Rank	Site	W/L	Score
6-2	So. G Stefan Welsh	5.3	1.4	2.1	
6-1	So. G Patrick Beverley	12.1	6.6	2.4	
7-0	Sr. C Steven Hill	4.2	2.9	2.1 blk	
6-8	Sr. F Charles Thomas	9.2	4.5		
6-6	Sr. F Sonny Weems	15.0	4.5	2.6	

**2008-09  
14-16, 2-14 (6th West)  
Coach: John Pelphey**

Date	Opponent	UA/Opp Rank	Site	W/L	Score
11/14	Southeastern La.		H	W	91-87 (OT)
11/20	California-Davis		H	W	68-59
11/22	@Missouri St.		A	L	62-57
11/26	@South Alabama		A	W	79-77
11/29	Florida A&M		H	W	86-61
12/3	Texas Southern		H	W	80-61
12/10	North Carolina Central		H	W	98-70

**Jim Thorpe Classic - Fayetteville, Ark.**

12/17	Austin Peay		H	W	89-80
12/20	Stephen F. Austin		H	W	67-51
12/27	Northwestern St.		H	W	95-56
12/30	Oklahoma	nr/4	H	W	96-88
1/3	North Texas @ NLR		N	W	86-75
1/6	Texas	nr/7	H	W	67-61
1/10	Mississippi St.*		H	L	70-56
1/14	@Ole Miss*		A	L	74-65
1/17	@Florida*		A	L	80-65

1/24	Auburn*		H	L	73-51
1/29	Alabama*		H	W	89-80
1/31	@LSU*		A	L	79-69
2/4	Tennessee*		H	L	74-72
2/7	@Mississippi St.*		A	L	86-77
2/11	@Auburn*		A	L	75-62
2/14	Kentucky*		H	L	79-63
2/18	LSU*	nr/23	H	L	72-69
2/21	@South Carolina*		A	L	82-78 (OT)
2/25	@Alabama*		A	L	88-67
3/1	Georgia*		H	W	89-67
3/4	Ole Miss*		H	L	98-91 (OT)
3/8	@Vanderbilt*		A	L	75-58

**SEC Tournament - Tampa, Fla.**

3/12	Florida		N	L	73-58
------	---------	--	---	---	-------

**Lineup (most starts)**

Date	Opponent	UA/Opp Rank	Site	W/L	Score
5-11	Fr. G Courtney Fortson	14.8	5.5	5.9	
6-0	Fr. G Rotnei Clarke	12.2	1.9		
6-3	Jr. G Stefan Welsh	11.5	2.9	2.1	
6-9	Jr. F Michael Washington	15.5	9.8		
6-8	Fr. F Michael Sanchez	5.9	4.9		

**2009-10  
14-18, 7-9 (T-3rd West)  
Coach: John Pelphey**

Date	Opponent	UA/Opp Rank	Site	W/L	Score
11/13	Alcorn St.		H	W	130-68

**Hall of Fame Showcase**

11/17	Louisville @ STL	nr/20	N	L	96-66
11/20	Appalachian St.		H	W	81-72 (OT)
11/24	Morgan St.		H	L	97-94
11/27	East Tennessee St.		H	L	94-85
11/29	South Alabama		H	L	74-61
12/2	@Oklahoma		A	L	67-47
12/5	Mississippi Valley St.		H	W	91-54
12/7	Delaware St.		H	W	71-53
12/16	Alabama St.		H	W	76-51
12/19	Stephen F. Austin		H	W	72-69
12/22	Missouri St.		H	W	66-62 (OT)
12/30	Baylor @ NLR		N	L	70-47
1/2	Ala.-Birmingham	nr/24	H	L	73-72
1/5	Texas	nr/2	H	L	96-85
1/14	@Mississippi St.*		A	L	82-80
1/16	Alabama*		H	W	71-59
1/21	Florida*		H	L	71-66
1/23	@Kentucky*	nr/2	A	L	101-70
1/28	Mississippi St.*		H	W	67-62
1/31	@Ole Miss*	nr/18	A	W	80-73
2/3	@Georgia*		A	W	72-68
2/6	Auburn*		H	W	82-79 (OT)
2/10	LSU*		H	W	87-52
2/13	@Alabama*		A	L	73-68
2/17	South Carolina*		H	W	92-79
2/20	@Auburn*		A	L	92-83
2/24	@LSU*		A	L	65-54
2/27	Vanderbilt*	nr/16	H	L	89-72
3/3	@Tennessee*	nr/16	A	L	80-73
3/6	Ole Miss*		H	L	68-66

**SEC Tournament - Nashville, Tenn.**

3/11	Georgia		N	L	77-64
------	---------	--	---	---	-------

**Lineup (most starts)**

Date	Opponent	UA/Opp Rank	Site	W/L	Score
5-11	So. G Courtney Fortson	17.9	5.2	5.7	
6-0	So. G Rotnei Clarke	15.1	2.4		
6-3	Jr. G Marcus Britt	3.9	2.7		
6-9	Sr. F Mike Washington	12.5	6.1		
6-7	Fr. F Marshawn Powell	14.9	6.7		

**2010-11  
18-13, 7-9 (T-3rd West)  
Coach: John Pelphey**

Date	Opponent	UA/Opp Rank	Site	W/L	Score
11/18	Grambling St.		H	W	75-52

**Razorback Showcase**

11/22	Florida Gulf Coast		H	W	90-47
11/24	Southeast Missouri St.		H	W	66-56
11/26	Ala.-Birmingham @ NLR		N	L	70-65 (OT)
12/1	Oklahoma		H	W	84-74
12/4	Troy		H	W	75-60
12/8	Seton Hall @ Louis.		N	W	71-62

12/15	Mississippi Valley St.		H	W	87-64
12/18	Texas A&M @ Dallas	nr/25	N	L	71-62 (OT)
12/22	Texas Southern		H	W	67-59
12/29	North Carolina A&T		H	W	87-59
12/31	Texas-Arlington		H	W	87-74
1/4	@Texas	nr/12	A	L	79-46
1/8	Tennessee*		H	W	68-65
1/12	@LSU*		A	L	56-53
1/15	Alabama*		H	W	70-65
1/19	@South Carolina*		A	L	81-74
1/22	@Florida*		A	L	75-43
1/25	Auburn*		H	W	73-64
1/29	@Vanderbilt*	nr/19	A	W	89-78
2/2	Georgia*		H	L	60-59
2/5	Ole Miss*		H	L	69-60
2/9	@Mississippi St.*		A	L	67-56
2/12	LSU*		H	W	80-61
2/16	Florida A&M		H	W	94-55
2/19	@Alabama*		A	L	69-56
2/23	Kentucky*	nr/22	H	W	77-76 (OT)
2/26	@Auburn*		A	W	57-55
3/2	Mississippi St.*		H	L	88-78
3/5	@Ole Miss*		A	L	84-74

**SEC Tournament - Atlanta, Ga.**

3/10	Tennessee		N	L	74-68
------	-----------	--	---	---	-------

**Lineup (most starts)**

Date	Opponent	UA/Opp Rank	Site	W/L	Score
6-0	Jr. G Jeff Peterson	6.3	2.2	2.4	
6-0	Jr. G Rotnei Clarke	15.2	3.0		
6-3	Sr. G Marcus Britt	5.3	2.1		
6-9	Sr. F Delvon Johnson	9.6	7.2		
6-7	So. F Marshawn Powell	10.8	4.5		

**2011-12  
18-14, 6-10 (9th)  
Coach: Mike Anderson**

Date	Opponent	UA/Opp Rank	Site	W/L	Score
11/11	USC Upstate		H	W	83-63

**Southwest Showcase**

11/16	Oakland		H	W	91-68
11/18	Houston @ NLR		N	L	87-78
11/22	Utah Valley		H	W	67-59
11/26	Grambling State		H	W	86-44
11/30	Mississippi Valley St.		H	W	97-64
12/3	@Connecticut	nr/8	A	L	75-62
12/10	@Oklahoma		A	L	78-63
12/17	Southeastern Louisiana		H	W	62-55
12/20	Eastern Kentucky		H	W	71-57
12/22	Louisiana Tech		H	W	77-63
12/28	Charlotte		H	W	80-67
12/30	Texas Southern		H	W	77-49
1/3	Savannah State		H	W	83-66
1/7	Mississippi State*	nr/15	H	W	98-88
1/11	@Ole Miss*	</			



# » YEAR-BY-YEAR RESULTS

3/8	@Alabama*	A	L	83-58
<b>SEC Tournament - Atlanta, Ga.</b>				
3/13	South Carolina	N	L	71-69
<b>NIT</b>				
3/18	Indiana State	H	W	91-71
3/24	@California	A	L	75-64

### Lineup (most starts)

	Name	Pts.	Rebs.	Ast.
6-2	Sr. G Fred Gullely III	3.9	1.8	1.9
6-5	Jr. G Rashad Madden	12.7	2.8	2.7
6-6	So. G Michael Qualls	11.6	4.5	1.9
6-7	Sr. F Coty Clarke	9.4	5.6	2.4
6-10	Fr. F Bobby Portis	12.3	6.8	1.5

## 2014-15 27-9, 13-5 (2nd) NCAA Third Round Coach: Mike Anderson

Date	Opponent	UA/Opp Rank	Site	W/L	Score
11/16	Alabama State		H	W	97-79
11/19	Wake Forest		H	W	83-53
11/21	Delaware State		H	W	99-71
11/25	@SMU		A	W	78-72
11/28	North Texas		H	W	89-73
11/30	Iona		H	W	94-77

### Big 12/SEC Challenge

12/4	@Iowa State	18/20	A	L	95-77
12/7	@Clemson	18/nr	A	L	68-65 (OT)
12/13	Dayton		H	W	69-55
12/20	SE Missouri St. @NLR		N	W	84-67
12/22	Milwaukee		H	W	84-54
12/28	Northwestern State		H	W	100-92
1/3	Utah Valley		H	W	79-46
1/6	@Georgia*	23/nr	A	W	79-75
1/10	Vanderbilt*	19/nr	H	W	82-70
1/13	@Tennessee*	19/nr	A	L	74-69
1/17	Ole Miss*		H	L	96-82
1/22	Alabama*		H	W	93-91 (OT)
1/24	@Missouri*		A	W	61-60
1/27	Tennessee*		H	W	69-64
1/31	@Florida*		A	L	57-56
2/3	South Carolina*		H	W	75-55
2/7	Mississippi State*		H	W	61-41
2/10	@Auburn*	24/nr	A	W	101-87
2/14	@Ole Miss*	24/nr	A	W	71-70
2/18	Missouri*	18/nr	H	W	84-69
2/21	@Mississippi State*	18/nr	A	W	65-61
2/24	Texas A&M*	18/nr	H	W	81-75
2/28	@Kentucky*	18/1	A	L	84-67
3/5	@South Carolina*	18/nr	A	W	78-74
3/7	LSU*	18/nr	H	L	81-78

### SEC Tournament - Nashville, Tenn.

3/13	Tennessee		N	W	80-72
3/14	Georgia		N	W	60-49
3/15	Kentucky		N	L	78-63

### NCAA South Regional - Jacksonville, Fla.

3/19	Wofford		N	W	56-53
3/21	North Carolina		N	L	87-78

### Lineup (most starts)

	Name	Pts.	Rebs.	Ast.
6-0	Fr. G Anton Beard	5.7	1.9	1.5
6-5	Sr. G Rashad Madden	9.6	3.7	4.5
6-6	Jr. G Michael Qualls	15.9	5.3	1.7
6-6	RSr. F Alandise Harris	7.6	3.3	1.5
6-10	So. F Bobby Portis	17.5	8.9	1.2

## 2015-16 16-16, 9-9 (8th) Coach: Mike Anderson

Date	Opponent	UA/Opp Rank	Site	W/L	Score
11/13	Southern		H	W	86-68
11/18	Akron		H	L	88-80
11/20	Charleston Southern		H	W	93-75
11/26	Georgia Tech		N	L	83-73
11/27	Stanford		N	L	69-66
12/1	Northwestern State		H	W	117-78
12/4	@Wake Forest		A	L	88-85
12/8	Evansville		H	W	89-76
12/12	Tennessee Tech		H	W	83-57
12/19	Mercer @NLR		N	L	69-66 (OT)
12/22	North Florida		H	W	97-72
12/30	@Dayton		A	L	85-81 (OT)
1/2	@Texas A&M*	nr/20	A	L	92-69
1/5	Vanderbilt*		H	W	90-85 (OT)
1/9	Mississippi State*		H	W	82-68
1/12	@Missouri*		A	W	94-61
1/16	@LSU*		A	L	76-74
1/21	Kentucky*	nr/23	H	L	80-66
1/23	@Georgia*		A	L	76-73 (OT)
1/27	Texas A&M*	nr/5	H	W	74-71

### Big 12/SEC Challenge

1/30	Texas Tech		H	W	75-68 (OT)
2/3	@Florida*		A	L	87-83
2/6	Tennessee*		H	W	85-67
2/9	@Mississippi State*		A	L	78-46
2/13	@Ole Miss*		A	L	76-60
2/17	Auburn*		H	L	90-86
2/20	Missouri*		H	W	84-72
2/23	LSU*		H	W	85-65
2/27	@Tennessee*		A	W	75-65
3/2	@Alabama*		A	W	62-61
3/5	South Carolina*		H	L	76-61

### SEC Tournament - Nashville, Tenn.

3/10	Florida		N	L	68-61
------	---------	--	---	---	-------

### Lineup (most starts)

	Name	Pts.	Rebs.	Ast.
6-3	Sr. G Anthlon Bell	15.7	2.9	1.2
6-1	Sr. G Jabril Durham	6.2	3.5	6.4
6-3	Jr. G Dusty Hannahs	16.5	2.4	0.9
6-7	RSr. F Keaton Miles	2.9	2.8	0.9
6-10	Jr. F Moses Kingsley	15.9	9.3	1.2

## 2016-17 26-10, 12-6 (3rd) NCAA Second Round Coach: Mike Anderson

Date	Opponent	UA/Opp Rank	Site	W/L	Score
11/11	Fort Wayne		H	W	92-83
11/14	Southern Illinois		H	W	90-65
11/18	UT Arlington		H	W	71-67
11/22	@Minnesota		A	L	85-71
11/28	Mount St. Mary's		H	W	89-76
12/01	Stephen F. Austin		H	W	78-62
12/03	Austin Peay		H	W	99-62
12/06	Houston		H	W	84-72
12/10	North Florida		H	W	91-76
12/17	Texas		N	W	77-74
12/20	North Dakota State		H	W	71-55
12/22	Sam Houston St. @NLR		N	W	90-56
12/29	Florida*	nr/25	H	L	81-72
01/03	@Tennessee*		A	W	82-78
01/07	@Kentucky*	nr/6	A	L	97-71
01/10	Mississippi State*		H	L	84-78
01/14	Missouri*		H	W	92-73
01/17	@Texas A&M*		A	W	62-60
01/21	LSU*		H	W	99-86
01/24	@Vanderbilt*		A	W	71-70

### Big 12/SEC Challenge

01/28	@Oklahoma State		A	L	99-71
02/01	Alabama*		H	W	87-68
02/04	@Missouri*		A	L	83-78
02/07	Vanderbilt*		H	L	72-59
02/11	@LSU*		A	W	78-70
02/15	@South Carolina*	nr/21	A	W	83-76
02/18	Ole Miss*		H	W	98-80
02/22	Texas A&M*		H	W	86-77
02/25	@Auburn*		A	W	79-68
03/01	@Florida*	nr/12	A	L	78-65
03/04	Georgia*		H	W	85-67

### SEC Tournament - Nashville, Tenn.

03/10	Ole Miss		N	W	73-72
03/11	Vanderbilt		N	W	76-62
03/12	Kentucky		N	L	82-65

### NCAA South Regional - Greenville, S.C.

03/17	Seton Hall		N	W	77-71
03/19	North Carolina		N	L	72-65

### Lineup (most starts)

	Name	Pts.	Rebs.	Ast.
6-3	Sr. G Dusty Hannahs	14.4	1.7	1.2
6-3	Sr. G Manuale Watkins	6.0	4.0	1.8
6-3	Jr. G Jaylen Barford	12.8	3.8	2.0
6-8	Jr. F Dustin Thomas	5.3	3.8	1.1
6-10	Sr. F Moses Kingsley	12.0	7.7	1.4

## 2017-18 23-12, 10-8 (T-4th) NCAA First Round Coach: Mike Anderson

Date	Opponent	UA/Opp Rank	Site	W/L	Score
11/10	Samford		H	W	95-65
11/12	Bucknell		H	W	101-73
11/17	Fresno State		H	W	83-75
<b>PK80 Phil Knight Invitational - Portland, Ore.</b>					
11/23	Oklahoma		N	W	92-83
11/24	North Carolina	nr/9	N	L	87-68
11/26	Connecticut		N	W	102-67
12/02	@Houston		A	L	91-65
12/05	Colorado State		H	W	92-66
12/09	Minnesota	nr/14	H	W	95-79
12/16	Troy @NLR		N	W	88-63
12/19	Oral Roberts		H	W	104-69
12/27	CSU Bakersfield		H	W	95-68
12/30	Tennessee*	nr/9	H	W	95-93 (OT)
01/02	@Mississippi State*	22/nr	A	L	78-75
01/06	@Auburn*	22/nr	A	L	88-77
01/10	LSU*		H	L	75-54
01/13	Missouri*		H	W	65-63
01/17	@Florida*		A	L	88-73
01/20	Ole Miss*		H	W	97-93
01/23	@Georgia		A	W	80-77 (2OT)

### Big 12/SEC Challenge

01/27	Oklahoma State		H	W	66-65
01/30	@Texas A&M*		A	L	80-66
02/03	@LSU*		A	L	94-86
02/06	South Carolina*		H	W	81-65
02/10	Vanderbilt*		H	W	72-54
02/13	@Ole Miss*		A	W	75-64
02/17	Texas A&M	nr/21	H	W	94-75
02/20	Kentucky*		H	L	87-72
02/24	@Alabama*		A	W	76-73
02/27	Auburn*	nr/14	H	W	91-82
03/03	@Missouri*		A	L	77-67

### SEC Tournament - St. Louis, Mo.

03/08	South Carolina		N	W	96-94
03/09	Florida	nr/23	N	W	80-72
03/10	Tennessee	nr/13	N	L	84-66

### NCAA East Regional - Detroit, Mich.

03/16	Butler		N	L	79-62
-------	--------	--	---	---	-------

### Lineup (most starts)

	Name	Pts.	Rebs.	Ast.
6-3	Sr. G Jaylen Barford	17.9	3.9	2.5
6-3	Sr. G Daryl Macon	16.8	2.9	3.9
6-0	Sr. G Anton Beard	9.5	2.6	3.0
6-11	Fr. F Daniel Gafford	11.8	6.2	0.7
6-6	So. F Adrio Bailey	4.1	2.5	0.5

## Year-By-Year Legend

- \* - SEC game
- AP - Associated Press
- KC - Kansas City, Mo.
- LR - Little Rock, Ark.
- M - Memphis, Tenn.
- NLR - North Little Rock, Ark.
- NR - not ranked
- PB - Pine Bluff, Ark.
- UPI - United Press International (poll discontinued in 1996)
- Note: Rankings reflected are from the Associated Press.





## **MEDIA AND UNIVERSITY**

### IN THIS SECTION

Media Information.....	176-177
The Southeastern Conference.....	178
SEC Tournament.....	179
University of Arkansas.....	180-183
Chancellor Dr. Joseph E. Steinmetz.....	184
Faculty Athletic Rep Gerald Jordan.....	184
University Leadership.....	185
Director of Athletics Hunter Yurachek.....	186-187
Senior Staff.....	188
Head Coaches.....	189
Nike.....	190
Razorback Foundation, Inc.....	191
The SEC, It Just Means More.....	192



**RAZORBACK COMMUNICATIONS**

The Razorback Communications Office appreciates your interest in Arkansas basketball and strives to assist you in your coverage. A list of our staff members, our address, and our telephone and fax numbers follows:

Office: 479-575-2751  
Fax: 479-575-7481  
Press Row: 479-575-6622

**Mailing Address**

Razorback Communications  
P.O. Box 7777  
Fayetteville, AR 72702-7777

**Overnight Address**

University of Arkansas  
Razorback Communications  
350 North Razorback Road  
Fayetteville, AR 72701

**BASKETBALL CONTACT**



**Mike Cawood**  
Associate Communications Director

Cell ..... 479-236-2090  
Email ..... tmcawood@uark.edu  
Office ..... 479-575-3114



Kyle Parkinson  
Associate AD



Jeri Thorpe  
Associate Director



John Thomas  
Assistant Director



Jeff Smith  
Assistant Director



Michael Minchaw  
Assistant Director



Devan Lawson  
Assistant



Jordan Manning  
Assistant



Taylor McGillis  
Digital Statigist



Mary Lynn Gibson  
Secretary



Trent Daniel  
Graphic Designer



Jimmy Longo  
IMG Social Media  
Correspondent



Walt Beazley  
Photographer

**GAME CREDENTIALS**

All requests for media and/or photo credentials must be made online at [www.SportsSystems.com/Arkansas](http://www.SportsSystems.com/Arkansas). Requests should be made at least three days prior to the game.

Only fully accredited personnel directly involved in the coverage of the game will be admitted. Credentials are non-transferable. The Communications Office reserves the right to revoke any credential: (1) used by an individual other than the one to whom it was granted; (2) any individual who refused to comply with press row and/or photographic guidelines; (3) any individual who is not an accredited member of the media; and (4) any individual under the age of 16. Credentials will not be mailed. They must be picked up beginning 90 minutes before tip-off at the media will call door to the right of the south entrance to Bud Walton Arena. Be prepared to present a photo identification when picking up credentials.

**MEDIA WILL CALL**

Located on the south side of Bud Walton Arena, just right of the main ticket window. All passes are left at media will call - no credentials are mailed.

**GAMEDAY PARKING**

A limited number of spaces are available around Bud Walton Arena. All requests should be made to Associate Communications Director Mike Cawood when submitting credential requests.

**MEDIA SERVICES**

Media will be provided the following on gameday:

- Game program and notes
- Halftime statistics (box score, play-by-play)
- Final statistics (box score, play-by-play)

**GAMEDAY LIVE STATS**

Live in-game stats will be provided for the media at <http://arkansas.statbroadcast.com>. No password is required.

**MEDIA WORK ROOM**

Bud Walton Arena's work room is one of the most spacious in the nation. It is located on the arena floor level, next to and adjoining the interview room. Weekly press briefings and Mike Anderson's post game press conferences are held in the interview room. Media members can work and file from the work room or the press seating area in the arena. Wireless Internet is available in the work room and in the arena. Please see Associate Communications Director Mike Cawood or a member of the communications staff for login information. In addition, several telephones are available in the work room.

**RADIO BROADCASTS**

Visiting teams may utilize a hard-line internet connection and/or the two courtesy phone lines available in Bud Walton Arena. Anyone that will required ISDN must contact the Arkansas media relation office in a timely manner. No banners are allowed to hang in front of any broadcast position.

**PHOTOGRAPHERS**

Bud Walton Arena features two photo "wells," located on the baselines next to each team bench. Tripods are not allowed on the floor at any time during play and photographers must sit on the floor so as to not block the view of spectators. Spots in the photo wells are limited and must be requested in advance of any Arkansas contest. Photographers are not allowed to shoot from either sideline due to space limitations. Arkansas Communications reserves the right to limit the number of strobe units used and requests to hang strobe lights at BWA must be made in writing one week prior to any contest.





**SEC TELECONFERENCE**

Coach Anderson will participate in the SEC’s teleconference on select days throughout the season.

Teleconference Schedule (CT)

10:00 a.m.	Bryce Drew, Vanderbilt
10:07 a.m.	Michael White, Florida
10:14 a.m.	Frank Martin, South Carolina
10:21 a.m.	Tom Crean, Georgia
10:28 a.m.	Will Wade, LSU
10:35 a.m.	John Calipari, Kentucky
10:42 a.m.	Rick Barnes, Tennessee
10:49 a.m.	<b>Mike Anderson, Arkansas</b>
10:56 a.m.	Avery Johnson, Alabama
11:03 a.m.	Bruce Pearl, Auburn
11:10 a.m.	Kermit Davis, Ole Miss
11:17 a.m.	Ben Howland, Mississippi State
11:24 a.m.	Cuonzo Martin, Missouri
11:31 a.m.	Billy Kennedy, Texas A&M

**RAZORBACK SPORTS PROPERTIES**

The University of Arkansas Athletic Department and Razorback Sports Properties formed a partnership in the fall of 2008. As the multi-media rights-holder, Razorback Sports Properties is responsible for all website, broadcasts, corporate partnerships and marketing of the university’s athletics program. Razorback Sports Properties brings a national presence to the overall marketing of Razorback sports.

Razorback Sports Properties exclusively produces and markets a variety of radio and television opportunities surrounding Arkansas Athletics, through the Razorback Sports Network from IMG, including all radio play-by-play broadcasts, and television and radio head coaches’ shows.

**Chuck Barrett** is in his ninth season as the play-by-play announcer for the Arkansas men’s basketball team and in his 12th year calling Razorback football games. He is no stranger to Arkansas fans or the Razorback Sports Network broadcast team, spending his last 24 years on the broadcast crew, including 15 years as the executive producer. He called play-by-play for baseball from 1992 to 2014 and added men’s basketball play-by-play to his duties prior to the 2010-11 season. Barrett was recognized by the National Sportswriters and Sportscasters Hall of Fame as the 2007, 2008 and 2009 Arkansas Sportscaster of the Year.

**Matt Zimmerman** is in his third season as an analyst for the 2018-19 campaign. A 20-year coaching veteran and mainstay with the Razorbacks, Zimmerman is in his eighth year with the program and his third as the director of operations, overseeing the day-to-day happenings within the program, including on-campus recruiting, student-athlete visits, team travel, summer camps and the budget.



**Chuck Barrett**  
Play-By-Play



**Matt Zimmerman**  
Analyst



**David Shoemaker**  
General Manager

**2018-19 RSN BASKETBALL RADIO NETWORK**

Batesville (Games)	KWOZ-FM 103.3
Batesville (Coaches Show)	KBTA-AM 1340
Camden (Games)	KAMD-FM 97.1
Camden (Coaches Show)	KCXY-FM 95.3
Crossett	KAGH-AM 800
Crossett	KAGH-FM 104.9
De Queen	KDQN-FM 92.1
DeWitt	KDEW-FM 97.3
El Dorado	KAGL-FM 93.3
Fayetteville	KQSM-FM 92.1
Fayetteville (Games)	KYNG-AM 1500
Fayetteville	KAKS-FM 99.5
Fayetteville	KUOA-AM 1290
Fayetteville	KUOA-FM 95.3
Fayetteville	KBVA-FM HD3 106.5
Forrest City	KBFC-FM 93.5
Fort Smith	KERX-FM 95.3
Glenwood	KHGZ-AM 670
Glenwood	KHGZ-FM 98.9
Hot Springs/Mena	KTG FM 96.3
Jonesboro	KEGI-FM 100.5
Little Rock	KABZ-FM 103.7
Magnolia	KZHE-FM 100.5
Marshall	KBCN-FM 104.3
Mena	KENA-FM 104.1
Mena / Hot Springs	KTTG-FM 96.3
Monett, Mo.	KKBL-FM 95.9
Monticello	KGPO-FM 99.9
Morrilton	KCON-FM 99.3
Mountain Home	KOMT-FM 93.5
Ozark	KDYN-AM 1540
Ozark	KDYN-FM 96.7
Searcy	KRZS-FM 99.1
Texarkana, TEXAS	KKTK-AM 1400
Wynne	KWYN-FM 92.5





**GREG SANKEY • COMMISSIONER • SOUTHEASTERN CONFERENCE**

Greg Sankey became the eighth commissioner of the Southeastern Conference on June 1, 2015, after serving on the SEC staff for 13 years in various leadership positions.

Sankey, 52, was an integral part of former commissioner Mike Slive's efforts to reshape the SEC's governance, enforcement and compliance program, and he also oversaw the SEC's championships staff. Most recently he played a central role in crafting the new autonomy governance structure of the NCAA, which is intended to provide the 65 institutions from the Five Conferences (ACC, Big Ten, Big 12, Pac 12 and SEC) with increased decision-making authority over policies designed to provide support for student-athletes' pursuit of academic and athletic achievements.

Sankey is active within the NCAA committee structure, which includes his current service as Chair of the NCAA Division I Committee on Infractions.



He joined the SEC staff in 2002 as Associate Commissioner and was elevated to Executive Associate Commissioner and Chief Operating Officer for the league office in 2012.

"The universities of the SEC represent the greatest combination of academic and athletic excellence and I am honored to be selected to follow Mike Slive as commissioner of the Southeastern Conference," Sankey said. "The SEC is poised to make a difference in the lives of student-athletes for generations to come. We must ensure that the lessons they learn from their achievements in competition and in the classroom translate into success in life after college."

Prior to joining the SEC staff, Sankey was Commissioner of the Southland Conference for nearly seven years. He joined the Southland Conference staff in 1992 where he served as both assistant and associate commissioner before he was named commissioner in 1996 at the age of 31.

Prior to his term at the Southland Conference he was director of compliance and academic services at Northwestern State University in Natchitoches, Louisiana. While at Northwestern State, Sankey also coached the Demons' golf teams for two years. Previous to his tenure at Northwestern State, he was the director of intramural sports at Utica College in upstate New York.

A native of Auburn, New York, Sankey earned his master's degree from Syracuse University and his undergraduate degree from the State University of New York College at Cortland. Sankey and his wife, Cathy, reside in Birmingham, Alabama, and have two daughters, Hannah Michelle and Moriah Elizabeth.







## IN THE SEC TOURNAMENT

**1992 (Birmingham, Ala.)**  
Arkansas 73, Georgia 60  
Alabama 90, Arkansas 89  
(Semifinals)

**1993 (Lexington, Ky.)**  
Arkansas 65, Georgia 60  
Kentucky 92, Arkansas 82  
(Semifinals)

**1994 (Memphis, Tenn.)**  
Arkansas 95, Georgia 83  
Kentucky 90, Arkansas 78  
(Semifinals)

**1995 (Atlanta, Ga.)**  
Arkansas 73, Vanderbilt 72  
Arkansas 69, Alabama 58  
Kentucky 95, Arkansas 94 (OT)  
(Finals)

**1996 (New Orleans, La.)**  
Arkansas 80, South Carolina 58  
Kentucky 95, Arkansas 75  
(Semifinals)

**1997 (Memphis, Tenn.)**  
Georgia 65, Arkansas 63  
(Quarterfinals)

**1998 (Atlanta, Ga.)**  
Arkansas 102, Tennessee 96  
Kentucky 99, Arkansas 74  
(Semifinals)

**1999 (Atlanta, Ga.)**  
Arkansas 75, Florida 74  
Arkansas 84, Miss. St. 79 (OT)  
Kentucky 76, Arkansas 63  
(Finals)

**2000 (Atlanta, Ga.)**  
Arkansas 71, Georgia 64  
Arkansas 86, Kentucky 72  
Arkansas 69, LSU 67  
Arkansas 75, Auburn 67  
(Finals)

**2001 (Nashville, Tenn.)**  
Arkansas 77, LSU 72  
Kentucky 87, Arkansas 78  
(Semifinals)

**2002 (Atlanta, Ga.)**  
Tennessee 68, Arkansas 61  
(First Round)

**2003 (New Orleans, La.)**  
LSU 85, Arkansas 56  
(First Round)

**2004 (Atlanta, Ga.)**  
South Carolina 91, Arkansas 81  
(First Round)

**2005 (Atlanta, Ga.)**  
Tennessee 65, Arkansas 46  
(First Round)

### RECORD BY OPPONENT

Opponent	Record	Last Meeting
Alabama	1-1	1995, W, 69-58 (semifinals)
Auburn	1-0	2000, W, 75-67 (finals)
Florida	2-4	2018, W, 80-72 (quarterfinals)
Georgia	6-3	2015, W, 60-49 (semifinals)
Kentucky	1-9	2017, L, 82-65 (finals)
LSU	2-2	2012, W, 70-54 (1st)
Ole Miss	1-0	2017, W, 73-72 (quarterfinals)
Mississippi St.	2-0	2007, W, 81-72 (semifinals)
Missouri	0-0	n/a
South Carolina	3-2	2018, W, 69-64 (22nd)
Tennessee	3-4	2018, L 84-66 (semifinals)
Texas A&M	0-0	n/a
Vanderbilt	4-1	2017, W 76-62 (semifinals)

### RECORD BY ROUND

Round	Record	Appearances
First Round	3-10	12 (2000, 02-07, 09-14)
Second Round	1-1	2 (2016, 2018)
Quarterfinals	14-2	16 (1992-01, 06-08, 2015, 2017, 2018)
Semifinals	7-7	14 (1992-96, 98-01, 07-08, 2015, 2017, 2018)
Finals	1-6	7 (1995, 99, 2000, 07-08, 2015, 2017)

**2006 (Atlanta, Ga.)**  
Arkansas 80, Georgia 67  
Florida 74, Arkansas 71  
(Quarterfinals)

**2007 (Atlanta, Ga.)**  
Arkansas 82, South Carolina 52  
Arkansas 72, Vanderbilt 71  
Arkansas 81, Mississippi St. 72  
Florida 77, Arkansas 56  
(Finals)

**2008 (Atlanta, Ga.)**  
Arkansas 81, Vanderbilt 75  
Arkansas 92, Tennessee 91  
Georgia 66, Arkansas 57  
(Finals)

**2009 (Tampa, Fla.)**  
Florida 73, Arkansas 58  
(First Round)

**2010 (Nashville, Tenn.)**  
Georgia 77, Arkansas 64  
(First Round)

**2011 (Atlanta, Ga.)**  
Tennessee 74, Arkansas 68  
(First Round)

**2012 (New Orleans, La.)**  
LSU 70, Arkansas 54  
(First Round)

**2013 (Nashville, Tenn.)**  
Vanderbilt 75, Arkansas 72  
(First Round)

**2014 (Atlanta, Ga.)**  
South Carolina 71, Arkansas 69  
(First Round)

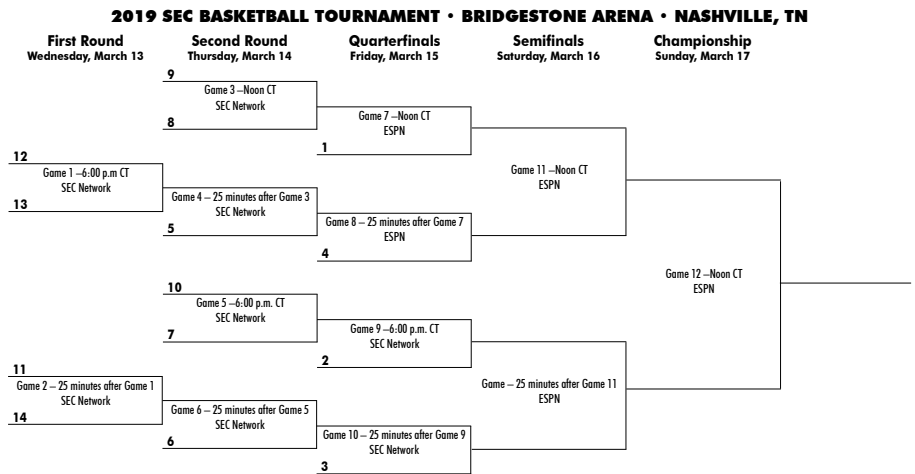
**2015 (Nashville, Tenn.)**  
Arkansas 80, Tennessee 72  
Arkansas 60, Georgia 49  
Kentucky 78, Arkansas 63  
(Finals)

**2016 (Nashville, Tenn.)**  
Florida 68, Arkansas 61  
(Second Round)

**2017 (Nashville, Tenn.)**  
Arkansas 73, Ole Miss 72  
Arkansas 76, Vanderbilt 62  
Kentucky 82, Arkansas 65  
(Finals)

**2018 (St. Louis Mo.)**  
Arkansas 69, South Carolina 64  
Arkansas 80, Florida 72  
Tennessee 84, Arkansas 66  
(Semifinals)

## 2019 SEC MEN'S BASKETBALL TOURNAMENT BRACKET



The Southeastern Conference Men's Basketball Tournament returns to Bridgestone Arena in Nashville in 2019. It will be the eighth time that the arena has served as the host of the SEC Tournament, having also hosted in 2001, 2006, 2010, 2013, 2015, 2016 and 2017.

Also the home of the NHL's Nashville Predators, Bridgestone Arena has the distinction of being one of the busiest venues in the United States, hosting more than 13 million guests during that time. Seating capacity is approximately 19,395 for basketball games.

The winner of the 13-game tournament receives the SEC's automatic bid to the NCAA Tournament. The tournament seeds are determined by the 18-game conference schedule during the regular season. Teams are seeded 1-14 based on their regular season conference finish.

Atlanta served as host of the inaugural SEC Tournament played following the 1932-33 season and did so again after the 1933-34 season. The event was held every year through 1952, with the exception of 1935. After a 26-year layoff (1953-78), the tournament was renewed in 1979. The 2018 tournament will be the 59th in league history and the 40th since the renewal.

The event has helped set the stage for SEC teams in the NCAA Tournament, as 25 of the tournament champions since the tournament resumed in 1979 have advanced to at least the Sweet 16. Three of the last 13 SEC Tournament champions have gone on to win the national championship. Since the renewal in 1979, the SEC Tournament Champion has failed to win at least one NCAA Tournament game only four times.

Kentucky leads the league with 31 SEC Tournament titles. Alabama is second with six, while Tennessee and Florida are tied for third with four. Mississippi State has three championship trophies while Georgia, Ole Miss and Vanderbilt have two. Arkansas, Auburn, LSU and former league member Georgia Tech have each won one SEC Tournament championship.

### Future SEC Tournament Dates & Sites

March 13-17, 2019	Nashville, Tenn. (Bridgestone Arena)
March 11-15, 2020	Nashville, Tenn. (Bridgestone Arena)
March 10-14, 2021	Nashville, Tenn. (Bridgestone Arena)
March 9-13, 2022	Tampa, Fla. (Amalie Arena)
March 8-12, 2023	Nashville, Tenn. (Bridgestone Arena)
March 13-17, 2024	Nashville, Tenn. (Bridgestone Arena)
March 12-16, 2025	Nashville, Tenn. (Bridgestone Arena)

### SEC Tournament Tie-Breaker Procedures

Teams will be seeded No. 1 through No. 14 in the SEC Men's Basketball Tournament bracket based upon the final regular season Conference standings. Teams that finished No. 1 through No. 4 in the final regular season standings shall receive first- and second-round byes and teams that finish No. 5 through No. 10 will receive first-round byes in the SEC Men's Basketball Tournament.

**1. Two-Team Tie:** The following procedure will be used in the following order until the tie is broken:

- Won-lost results of head-to-head competition between the two teams.
- Won-lost record of the two teams versus the No. 1 seed (and proceeding through the No. 14 seed, if necessary).
- Coin flip by the Commissioner.

**2. Three-Team Tie (or more):** Won-lost record of the two teams versus the No. 1 seed (and proceeding through the No. 14 seed, if necessary).

- Best winning percentage of games played among the tied teams (Example: Team A is 3-1, Team B is 2-2 and Team C is 1-3 – Team A would be seeded highest, Team B second-highest and Team C lowest of the three).
- Best winning percentage of the tied teams versus the No. 1 seed (and proceeding through the No. 14 seed, if necessary).
- If two teams remain, coin flip by the Commissioner.
- If three or more teams remain, draw by the Commissioner.

For the purpose of seeding, if an institution is precluded from participating in the tournament, such institution will automatically be seeded last. The No. 11 seed will then receive a bye. However, for the purpose of breaking ties, that team will remain where it finished in the regular-season standings BEFORE being seeded last.



The SEC Tournament will return to Bridgestone Arena in Nashville. The Razorbacks reached the final at SEC Tournaments held in Bridgestone Arena in 2015 and 2017.

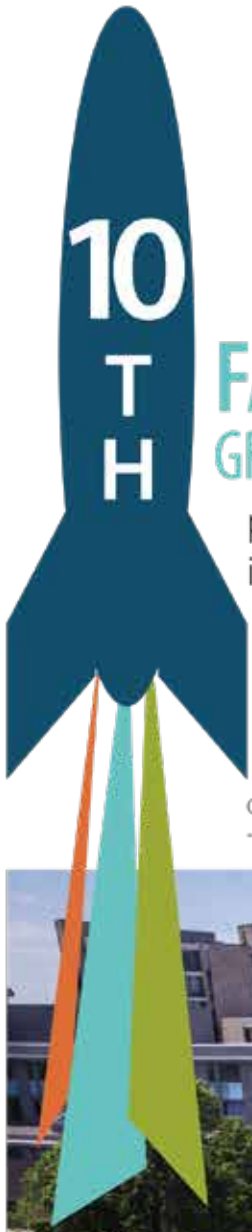


## *There's a reason...*

...the University of Arkansas is one of the nation's fastest growing universities. Nestled in the Ozarks, we learn in one of the **best places to live** in the nation. This is where **tradition and innovation** work together to keep us grounded as students and faculty make discoveries that **improve our world**. The University of Arkansas is among the **top public research** universities in the U.S., that's why federal agencies like NASA and top industries turn to us to **solve problems and advance technology**. This is where we grow our world, one student at a time, by **leading change and changing lives**.







**MOST DEGREE PROGRAMS IN THE STATE**

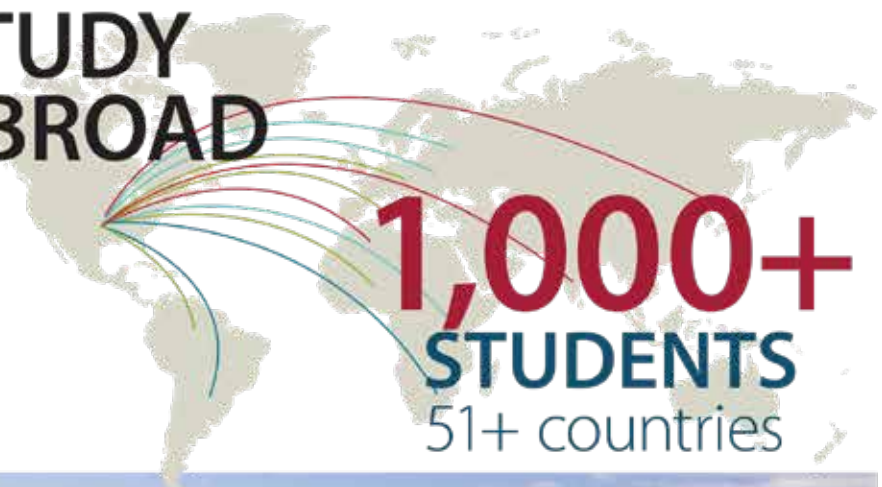


More than 200 baccalaureate, master's, doctoral, professional and specialist degree programs.

**FASTEST GROWING**

public doctoral institution in the country

**STUDY ABROAD**



**1,000+**  
**STUDENTS**  
51+ countries

Chronicle of Higher Education  
- 2016





NATIONALLY COMPETITIVE AWARDS



### GOLDWATER SCHOLARS

18th among all public universities

### TRUMAN SCHOLARS

Top 10th among all public universities

### RHODES SCHOLARS

40th in nation among public universities

## INNOVATIVE RESEARCH CENTERS

Alan Mantooth, Distinguished Professor of electrical engineering, will direct a new

**\$15 million national center** devoted to protecting the nation's power grid from cyber attacks.

Min Zou, professor of mechanical engineering, will lead a new

**\$24 million** Center for Surface Engineering to develop new technology for industries.



Enrollment: **27,558**  
Student-to-Faculty Ratio **19:1**

Fall 2017



## Top Army ROTC

in eight-state region and among nation's **top 10**



# 82%

incoming

## HONORS COLLEGE

freshman fellows hail from Arkansas





## PROMISE GRANT

Largest grant ever awarded to the

U of A to College of Education and Health Professions and Arkansas Department of Education from the U.S. Department of Education to fund a program aimed at improving the education and career outcomes of low-income Arkansas teens with disabilities.

## IT'S A GREEN CAMPUS



We're committed to sustainability and proud of our recent Gold STARS rating as we work to make the campus climate neutral by 2040.



Association for the Advancement of Sustainability in Higher Education - 2017



## RESEARCH EXPENDITURES

JUMPED 5.5%

IN FY17 TO

**\$153 MILLION**  
THE HIGHEST EVER

## Senior Walk

Our greatest achievements are etched in stone at the University of Arkansas, with more than 3.5 miles of sidewalk bearing the names of all of our graduates. Stretching across campus, Senior Walk is a unique tradition that includes the names of more than 180,000 graduates, and counting.

## Notable Graduates

**Jerry Jones**, owner of the Dallas Cowboys

**Veronica Campbell-Brown**, Olympic gold medalist

**Stacy Lewis**, LPGA golfer

**Doug McMillon**, President and CEO of Wal-Mart Stores, Inc.



**JOSEPH E. STEINMETZ**  
**CHANCELLOR**


Dr. Joseph E. Steinmetz became the sixth chancellor of the University of Arkansas on Jan. 1, 2016.



Among his priorities are advancing student success, creating more need-based scholarships, growing graduate programs, and continuing to advance diversity and inclusion. To that end, Dr. Steinmetz oversaw the establishment of the University's eight Guiding Priorities, which have led to new programs and initiatives like the Advance Arkansas scholarship program and the Chancellor's Fund. His support for the arts also helped facilitate the creation of a School of Art through a \$120 million gift from the Walton Family Charitable Support Foundation. He continues to meet with a broad range of stakeholders across the state to advocate for public education and to learn how they can work together for the common goal of strengthening the flagship.

Prior to this appointment, he was Ohio State's chief academic officer. As executive vice president and provost, he oversaw the administration, coordination and development of all academic functions of the university.

Before Ohio State, Dr. Steinmetz was dean of the College of Liberal Arts and Sciences at the University of Kansas, where he was also a university distinguished



professor. Dr. Steinmetz also spent 19 years at Indiana University, Bloomington where he served as Chair of the Department of Psychology, Executive Associate Dean of Arts and Sciences and a Distinguished Professor of Psychological and Brain Science.

A nationally respected behavioral neuroscientist, Dr. Steinmetz was recognized in 1996 by the National Academy of Sciences for his contributions to the fields of experimental psychology and neuroscience. In 2012 he was named an AAAS Fellow. Dr. Steinmetz earned his bachelor's and master's degrees at Central Michigan University and his doctorate at Ohio University.

**GERALD JORDAN**  
**FACULTY ATHLETICS REPRESENTATIVE**

Gerald Jordan, associate professor of journalism, worked 25 years for metropolitan daily newspapers before he joined the UofA faculty in 1995. His 2017 appointment as Faculty Athletics Representative (FAR) marks a return to his student journalism days when he was sports editor of the Arkansas Traveler and covered the Razorbacks.



Like his predecessor Dr. Sharon Hunt, Jordan is an Arkansas alumnus and he becomes only the fourth UofA faculty member to fill this position. Chancellor Joe Steinmetz appointed Jordan to take on the responsibility to certify the eligibility of student-athletes and serve as the university's representative to the NCAA and the Southeastern Conference.

Jordan graduated from the University of Arkansas in 1970 with a degree in journalism and earned his master's degree in journalism at Northwestern University in 1971. He is a 1982 Nieman Fellow at Harvard University.

Jordan began his career as a sports reporter for *The Kansas City Star*, where he subsequently wrote editorials and was a TV columnist. He wrote editorials for *The Boston Globe*. At *The Philadelphia Inquirer*, Jordan was a reporter, a Washington correspondent and worked as an editor in several departments before joining the journalism faculty.

He returned to *The Inquirer* as an editor for 15 summers. He also worked two summers on News21, a national investigative journalism project at the Walter Cronkite School, Arizona State University. Jordan has been an innovative teacher,

developing the Digital Media Lab, a semester block of journalism courses designed to provide intensive teaching and training for a limited number of students in a realistic multimedia news environment. He also helped create the Lemke Journalism Project, which has brought minority high school students interested in journalism to the university for the past 17 years.

Jordan served as president of the Arkansas Alumni Association Board of Directors, and he is the founding leader of two alumni societies for UofA graduates.

He received the UofA's Silas Hunt Legacy Award in 2010, and a Lifetime Achievement Award from the Northwest Arkansas Martin Luther King Jr. Planning Committee.

Jordan was also the first faculty member to receive the university's national award as Volunteer of the Year.

He has been honored by Associated Student Government and the Student Alumni Board as Teacher of the Year and nominated an additional three times.

Jordan was presented the Faculty Gold Medal Award in 2013 by the UofA's State and National Awards committee.

The Arkansas Press Association presented Jordan with its 2016 Distinguished Service Award.

In 2017, the American Society of News Editors and the Association of Opinion Journalists presented Jordan with the Barry Bingham Sr. Fellowship for his career-long work to increase newsroom diversity.





The University of Arkansas System Board of Trustees serves as the institution's governing body. The board is comprised of 10 trustees representing each of the state's four congressional districts. The president is the chief executive officer of the University of Arkansas System and reports to the Board of Trustees. Each campus has a chancellor as its chief executive officer, reporting directly to the president.



**DONALD R. BOBBITT**  
System President



**JOSEPH E. STEINMETZ**  
Chancellor



**MARK WALDRUP**  
Chairman  
Moro (2020)



**JOHN GOODSON**  
Vice Chairman  
Texarkana (2021)



**MORRILL HARRIMAN**  
Secretary  
Little Rock (2024)



**KELLY EICHLER**  
Assistant Secretary  
Little Rock (2026)



**DAVID H. PRYOR**  
Fayetteville (2019)



**STEPHEN BROUGHTON, M.D.**  
Pine Bluff (2022)



**C.C. "CLIFF" GIBSON III**  
Monticello (2023)



**SHEFFIELD NELSON**  
Little Rock (2025)



**TOMMY BOYER**  
Fayetteville (2027)



**STEVE COX**  
Jonesboro (2028)

## MESSAGE FROM CHANCELLOR STEINMETZ

I know touchdowns generally get the loudest cheers, but when I call the Hogs it's also in support of an athletics program that achieves at the highest levels: both on the field and in the classroom.

We take great pride in the success of our student athletes in academics. This spring they tied the departmental record with a cumulative GPA of 3.25 and extended their streak to 17 consecutive semesters with an average cumulative GPA of 3.0 or more. And in addition to studying, training and competing, our student-athletes also devote a great deal of time to volunteering on campus and in the region.

Razorback Athletics continues to be one of the nation's most successful intercollegiate athletics programs. For the ninth time in 11 years, we finished in the top 25 of the Learfield Directors' Cup standings, despite fielding far fewer teams than most of the top finishers.

It also bears mentioning that Razorback Athletics is one of the nation's few financially self-sustaining athletics programs and does not receive state funding or student fees. In fact, Razorback Athletics helps support the university's academic mission by contributing more than \$3.5 million a year to the institution for academic programs and other initiatives benefiting University of Arkansas students. Your great fan support combined with the careful management of resources allows the department to be self-sustaining.

Those are all things Razorback fans can cheer about. And we can't do any of this without you. So on behalf of the University of Arkansas, thank you for your passionate support of the Razorbacks.

Go Hogs!  
Joe Steinmetz  
Chancellor

## UNIVERSITY OF ARKANSAS CAMPUS LEADERSHIP FAYETTEVILLE EXECUTIVE COMMITTEE

**Joseph E. Steinmetz**  
Chancellor

**Bill Kincaid**  
Associate General Counsel

**Chris McCoy**  
Vice Chancellor for  
Finance & Administration

**Mark Power**  
Vice Chancellor for  
Advancement

**Daniel Sui**  
Vice Chancellor for  
Research & Innovation

**Jim Coleman**  
Provost and Executive Vice  
Chancellor for Academic Affairs

**Stacy Leeds**  
Vice Chancellor for Economic  
Development / Professor  
School of Law

**Yvette Murphy-Erby**  
Vice Chancellor for  
Diversity & Inclusion

**Charles Robinson**  
Vice Chancellor for  
Student Affairs

**Hunter Yurachek**  
Vice Chancellor for  
Intercollegiate Athletics

**Laura Jacobs**  
Associate Vice Chancellor and  
Chief of Staff

**Randy Massanelli**  
Vice Chancellor for  
Governmental Relations

**Marcia Overby**  
Associate Vice Chancellor for  
Administration



**HUNTER YURACHEK  
VICE CHANCELLOR/  
DIRECTOR OF ATHLETICS**

Entering his first full year as vice chancellor and director of athletics at the University of Arkansas, Hunter Yurachek has made the most of his time since Chancellor Joseph Steinmetz announced him as vice chancellor and director of athletics on Dec. 4, 2017.

Shortly after his arrival in Fayetteville, Yurachek introduced a program wide strategic plan that focused on fostering student-athlete success and centered on achieving the program's mission of building Razorbacks/Champions for Life. Thanks to the dedicated efforts of Razorback student-athletes, coaches, administrators, Razorback Foundation members and fans, results are already being realized on and off the field.

In the 2018 spring semester, Razorback student-athletes earned a record-tying 3.25 GPA and 282 student-athletes secured a spot on the department honor roll. In addition, nearly 125 Razorback student-athletes added their name to Senior Walk as graduates of the University of Arkansas.

Arkansas tied a program record with a No. 16 finish in the 2017-18 Learfield Sports Directors Cup, a program that ranks the nation's most successful intercollegiate athletics programs. Arkansas finished first in the nation in the rankings among schools with 19 or fewer sports.

In 2017-18, Arkansas captured four SEC championships (men's and women's cross country, women's indoor track, women's golf), including the school's first SEC crown in women's golf. The Razorbacks earned three top-five national finishes including national championship runner-up finishes at the 2018 NCAA Women's Indoor Track and Field Championships and the 2018 College World Series. Four Arkansas student-athletes earned individual national championships in 2017-18.

Since taking his leadership role within Razorback Athletics, Yurachek has traveled the state for a series of meet and greets to hear from Arkansans on what the Razorback program means to them. It is all part of building a solid foundation for fulfilling the program' vision - To Be The Best.

Yurachek came to Arkansas from the University of Houston where he served as the vice president for athletics. Prior to Houston, Yurachek served as Director of Athletics at Coastal Carolina University, where Coastal won 29 Big South Conference championships. Yurachek was named Under Armor FCS Athletic Director of the Year in 2014. He has also worked at the University of Akron, the University of Virginia, Western Carolina University, Vanderbilt University and Wake Forest University.

In Yurachek's first two years at Houston, the Cougars' sport programs eclipsed 225 points in the Learfield Directors' Cup in back-to-back years for the first time in department history, securing top-three finishes in The American Athletic Conference both years. The Cougars improved to second in 2016-17 after finishing third in 2015-16.

The feat was bolstered in 2016-17 by 11 of 17 programs qualifying for NCAA postseason competition. Houston's programs combined for a league-leading five American Conference team championships and 22 American Conference individual titles.

The postseason had a Houston flair as the men's 4x100-meter relay of John Lewis III, Mario Burke, Jacarias Martin and Cameron Burrell claimed an NCAA National Championship, while Burrell claimed silver at both the NCAA Indoor (60-meter dash) and Outdoor (100-meter dash) Championships. At home, the Houston baseball program was selected to host an NCAA Regional for the fourth time in program history and the second time in the last three years.

The success was not limited to the field of play, however, as UH student-athletes opened the fall semester with a record 96 student-athletes on the Dean's List. That record was short lived as 109 student-athletes earned Dean's List honors in the spring semester. Houston student-athletes combined for the highest spring GPA (2.95), highest cumulative GPA following a spring semester (2.93) and the highest average hours passed in a spring semester (14.1) in department history.

Twelve of 17 sport programs recorded a GPA of 3.0 or higher, while 75 student-athletes completed their graduation requirements. Three programs, men's cross country, women's cross country and women's golf each earned the NCAA's Public Recognition Award ranking among the top 10 percent in the nation in academic progress rate scores.

The 2016-17 year also saw the continuation of an aggressive facilities plan as construction began on the \$60 million renovation of the Fertitta Center, the football indoor practice facility and a baseball player development center and clubhouse with more than \$85 million of projects all privately funded.

In his first year in the role, Houston recorded its highest finish in the Learfield Directors' Cup since 1999-2000 and

its second-highest finish in school history with 296.5 points to finish 73rd nationally.

The 2015-16 academic year saw the Houston football program capture The American Athletic Conference Championship and a Chick-fil-A Peach Bowl win over Florida State, the Houston men's track & field program win The American Indoor and Outdoor Championships and the Houston women's golf program claim an American Championship in only its second year with a full team. In addition, the men's basketball program returned to the NCAA postseason for the 29th time in program history and the men's golf program advanced to the NCAA Championships for the third straight year.

All of the athletic achievements occurred while UH student-athletes recorded the second-best fall GPA, 2.91, and second-best spring GPA, 2.87, in athletic department history while placing a record 88 student-athletes on the University's Dean's Honor List in the spring.

Yurachek led the Houston Athletics fundraising charge with a record amount \$5.2 million in private donations to the Athletics general scholarship fund in the 2014-15 fiscal year. Focused on improving the student-athlete experience, Yurachek has also led a department that unveiled the completed Guy V. Lewis Development Center for the Houston men's and women's basketball programs, Carolyn and Ron Yokubaitis Field at Carl Lewis International Track & Field Complex, one of the nation's largest collegiate baseball video boards, a renovated Houston football locker room and a short game facility for the Houston men's and women's golf programs.

Named by Chancellor Dr. Renu Khator as Chair for a campus-wide steering committee established to oversee the grand opening events for the \$128 million TDECU Stadium, Yurachek assisted in the cultivation, solicitation and securing of a 10-year, \$15 million-naming rights agreement for TDECU Stadium with the per year value ranking in the top ten nationally for collegiate venue naming rights agreements.







Yurachek was instrumental in the national search and hiring of football and men and women's basketball head coaches (Tom Herman, Kelvin Sampson, Ronald Hughey) while overseeing the development and implementation of a \$500,000 remodeling project to the men and women's basketball locker rooms.

He served as liaison with an architectural design firm on the plans for the \$25-million Guy V. Lewis Development Center as well as overseeing the development and implementation of a \$500,000 facility enhancement to the Athletics/Alumni Center, including the addition of Cougar Cafe, a student-athlete nutrition center.

Yurachek came to Houston after serving four years as Director of Athletics at Coastal Carolina University where he oversaw a department featuring 18 men's and women's NCAA Division I sport programs. A testament of his vision, Yurachek was named the 2014 Under Armour FCS Athletic Director of the Year in May of 2014.

Under Yurachek's leadership, the Chanticleers won a total of 29 Big South Championships (both regular season and tournament championships), made 30 NCAA appearances and finished a program-best 79th in the 2012-13 Learfield Director's Cup.

During Yurachek's time of leadership, Coastal hosted an NCAA Baseball Regional; NCAA Baseball Super Regional; NCAA Division I Football championship contests in 2010 and '13; and NCAA Men's Soccer Championship matches in 2011, '12 and '13, as well as winning a competitive bid to host the VisitMyrtleBeach.com Men's and Women's Big South Basketball Championships in 2013, 2014 and 2015, sponsored by the Myrtle Beach Area Chamber of Commerce.

Coastal Carolina student-athletes posted a 3.028 grade point average (GPA) for the fall 2013 semester and saw its overall GPA rise from 3.053 to 3.108. Of the 434 student-athletes, 253 – or 58.3 percent – posted a GPA between 4.0 and 3.0, including 28 who earned President's List (4.0 GPA for the semester) and an additional 117 who earned Dean's List recognition. Further breakdown shows that 125 of the 175 women student-athletes (71.4 percent) posted a GPA between 4.0 and 3.0, while 128 of the 259 men (49.4 percent) accomplished the feat.

In addition, during Yurachek's tenure Coastal Carolina student-athletes earned:

- 363 All-Big South honors
- 31 All-Big South Player of the Year honors along with 13 Big South Freshman of the Year honors
- 28 All-America honors

- 11 Big South Scholar-Athlete of the Year honors in their respective sports
- 5 Academic All-America honors
- 4 national postgraduate scholarships
- 3 Big South Conference Christenberry Awards for Academic Excellence

With all the success, the Coastal Carolina department operated within a balanced budget during Yurachek's tenure, thanks to his zero-budget initiative and the unprecedented revenues generated since his arrival with his restructuring of the external relations department. In his first year, the department revenue was at \$560,000, including \$316,000 in ticket sales and sponsorships at \$250,000. After the 2012-13 year, revenue came in at \$1.4 million, thanks to \$549,000 in ticket sales and \$600,000 in sponsorships.

Since 2010, the Department of Athletics added women's lacrosse; launched Champions for Life, a life skills enhancement program for student-athletes; signed a five-year \$1.1 million contract with an athletic apparel provider; established the Letterwinners Association; successfully completed NCAA Cycle 3 Recertification; and has been featured on the front page of the sports section of *USA Today* with the headline reading "Coastal Carolina Piles up Sports Success."

Also during Yurachek's tenure, several major projects that supported intercollegiate athletics totaling more than \$250 million were included in the University's in ongoing capital improvements across the campus.

The HTC Center opened in 2012 and is the home for Coastal Carolina's men's and women's basketball and women's volleyball programs – as well as the three-year home to the Big South Men's and Women's Basketball Championships. In addition, Adkins Field House, the Boni Belle Baseball/Softball Hitting & Practice Facility, the Will Garland Academic Enhancement Center and the Richard M. Ward MD Sports Performance Center were completed and dedicated while

the \$10.2 million Baseball/Softball complex was completed in 2014. Yurachek also secured a 12-court tennis facility and a student-athlete training table facility.

Prior to his appointment at Coastal Carolina University, Yurachek was executive senior associate athletics director at the University of Akron. He led and managed the Zips' external relations unit, which included marketing and promotions, media relations, ticket operations, development (Z-Fund), video operations and merchandising.

In addition, he was the sport administrator for men's basketball, men's golf and women's golf and worked closely with the football program.

Yurachek has also held various athletics administration leadership positions at the University of Virginia, Western Carolina University, Vanderbilt University and Wake Forest University.

He earned his bachelor's degree in business management at Guilford College in 1990, where he was a four-year letter winner in basketball.

He earned his master's degree in sports administration from the University of Richmond in 1994.

Born in Richmond, Virginia, and raised in Charlotte, North Carolina, Yurachek and his wife, Jennifer, have three sons; Ryan, Jake and Brooks.

Ryan is a former football student-athlete at Marshall University. Jake is a freshman football student-athlete at the University of Colorado.



Left to Right: Hunter, Jennifer, Jake, Brooks and Ryan



**HUNTER YURACHEK**  
Vice Chancellor  
& Director of Athletics



**JULIE CROMER PEOPLES**  
Deputy AD/External  
Engagement &  
Administration



**JON FAGG**  
Deputy AD/  
Student-Athlete  
Experience



**CLAYTON HAMILTON**  
Deputy AD/Internal  
Engagement, Finance  
& Capital Projects



**CHRIS POHL**  
Senior Associate AD/  
Guest Experience &  
Event Management



**DERITA RATCLIFFE**  
Senior Associate AD/  
Student-Athlete  
Experience



**KEVIN TRAINOR**  
Senior Associate AD/  
Public Relations



**MATT TRANTHAM**  
Senior Associate AD/Capital  
Projects, Facility Maintenance,  
Grounds, Equipment



**MATT McCOY**  
Senior Associate  
General Counsel for  
Athletics



**JUSTIN MALAND**  
Associate AD/  
Facilities



**ELVIS MOYA**  
Associate AD/  
Marketing &  
Community Outreach



**KYLE PARKINSON**  
Associate AD/  
Communications



**AARON PARRIS**  
Associate AD/  
Premium Seating &  
Guest Experience



**FELECIA SAINE**  
Associate AD/  
Academics



**TRACEY STEHLIK**  
Associate AD/  
Compliance



**CHARLIE ARVISO**  
Assistant AD/  
Ticket Sales



**JULIE CAIN**  
Assistant AD/  
Event Management



**MICHELLE GLOVER**  
Assistant AD/  
Broadcast Services



**WILL LANDRETH**  
Assistant AD/  
Compliance



**LACY NEEDHAM**  
Assistant AD/  
Business Operations



**ANDREW ROBERTS**  
Assistant AD/  
Finance & Reporting



**SCOTT SARGENT**  
Assistant AD/  
Facilities





**DAVE VAN HORN**  
Baseball  
17th Season



**MIKE ANDERSON**  
Men's Basketball  
8th Season



**MIKE NEIGHBORS**  
Women's Basketball  
2nd Season



**CHRIS BUCKNAM**  
Men's Cross Country, Track & Field  
11th Season



**LANCE HARTER**  
Women's Cross Country, Track & Field  
29th Season



**CHAD MORRIS**  
Football  
1st Season



**BRAD McMAKIN**  
Men's Golf  
13th Season



**SHAUNA TAYLOR**  
Women's Golf  
12th Season



**MARK COOK**  
Gymnastics  
17th Season



**COLBY HALE**  
Women's Soccer  
7th Season



**COURTNEY DEIFEL**  
Softball  
4th Season



**NEIL HARPER**  
Swimming & Diving  
3rd Season



**ANDY JACKSON**  
Men's Tennis  
6th Season



**COURTNEY STEINBOCK**  
Women's Tennis  
1st Season



**JASON WATSON**  
Volleyball  
3rd Season



JustDoIt.

NIKE.COM





**ABOUT THE FOUNDATION**

The mission of the Razorback Foundation Inc. is to support the athletic endeavors of the University of Arkansas. The Foundation assists our student-athletes by providing financial support for scholarships, facilities and various programs that enable them to realize their dreams of achieving a quality college education while participating in athletics on a nationally competitive level.

**WHY WE NEED YOUR HELP**

Through contributions from our members, we are able to provide scholarship support for more than 460 student-athletes, funding for facility enhancements and financial assistance to other programs designed to elevate student-athletes and Arkansas Athletics.

Being an active Foundation member is not only an investment in our athletic program and in the athletic and academic success of our student-athletes, it also unlocks many special benefits to you. Those include priority access to season tickets, single-game tickets, parking, priority points, membership thank you packet, invitations to exclusive member-only events plus more!

**JOIN TODAY!**

There is no better way to support Razorback Athletics than to contribute to the Razorback Foundation Annual Fund. Your gift, no matter the size, will significantly impact the life of every Razorback student-athlete. Several membership levels are available and you may designate your gift(s) to football, men's basketball, baseball, men's Olympic sports and/or women's sports. Gifts may be made outright or via automatic payment plans. The Foundation also offers a Collegiate Membership for current University of Arkansas students as well as a Young Alumni Program for recent graduates.

For more information about membership levels, benefits and other giving opportunities, please contact us at 877-436-0013 or [gohogs@razorbackfoundation.com](mailto:gohogs@razorbackfoundation.com). More information may be found at [razorbackfoundation.com](http://razorbackfoundation.com).



**SCOTT VARADY**  
Executive Director  
& General Counsel



**BILLYE VETETO**  
Chief Financial Officer



**JOHN MATSKO**  
Senior Associate  
Director



**MARVIN CASTON**  
Senior Director of  
Development



**TERRY PRENTICE**  
Associate Director  
of Development



**SUSIE SHINN**  
Director of Development



**KASSIDIE BLACKSTOCK**  
Director of Strategic  
Communications and  
Stewardship



**MICA STROTHER**  
Director of Development



**HUNTER SAGELY**  
Assistant Director  
of Development



**DEAN WEBER**  
Assistant Director  
of Development



**Anna Kay Hilburn**  
Assistant Director  
of Development



**CASSY JULICH**  
Special Events  
Coordinator



**JACKIE ROLLINS**  
Member Relations/  
Assistant to the  
Executive Director



**CHARLOTTE FAUCETTE**  
Member Relations



**DEBBIE SCOGGIN**  
Member Relations



**JULIA WOODS**  
Member Relations



**HAROLD HORTON**  
Executive Director  
Emeritus



**NORM DeBRIYN**  
Director of Development



IT JUST  
MEANS  
MORE.™



SECSports.com #ItJustMeansMore



# 25th Anniversary


# 1994 NATIONAL CHAMPIONSHIP



**Record: 31-3, 14-2 SEC  
NCAA CHAMPION  
SEC CHAMPION**

**NCAA TOURNAMENT RESULTS**

RD1	def. North Carolina A&T	94-79
RD2	def. Georgetown	85-73
Sweet 16	def. Tulsa	103-84
Elite 8	def. Michigan	76-68
Final Four	def. Arizona	91-82
Championship	def. Duke	76-72



**1993-94 RAZORBACKS**

3	Alex Dillard	Bessemer, Ala.
12	Clint McDaniel	Tulsa, Okla.
13	John Engskov	Berryville, Ark.
14	Corey Beck	Memphis, Tenn.
15	Dwight Stewart	Memphis, Tenn.
22	Davor Rimac	Zagreb, Croatia
23	Ken Biley	Pine Bluff, Ark.
24	Ray Biggers	Houston, Texas
30	Scotty Thurman	Ruston, La.
31	Roger Crawford	Birmingham, Ala.
33	Lee Wilson	Waco, Texas
34	Corliss Williamson	Russellville, Ark.
35	Reggie Merritt	Little Rock, Ark.
40	Elmer Martin	Memphis, Tenn.
44	Darnell Robinson	Oakland, Calif.
	Nolan Richardson	Head Coach
	Nolan Richardson III	Assistant Coach
	Mike Anderson	Assistant Coach
	Brad Dunn	Assistant Coach
	Wayne Stehlik	Dir. of Operations
	Dave England	Athletic Trainer





# ARKANSAS ONE<sup>7</sup> RAZORBACK

## 2018-19 MEN'S BASKETBALL

10.26.18	<b>TUSCULUM (EXH)</b>
11.2.18	<b>SOUTHWEST BAPTIST (EXH)</b>
11.9.18	<b>@TEXAS#</b>
11.12.18	<b>UC DAVIS</b>
11.18.18	<b>INDIANA</b>
11.21.18	<b>MONTANA STATE</b>
11.23.18	<b>UT ARLINGTON</b>
12.1.18	<b>FIU</b>
12.5.18	<b>@COLORADO STATE</b>
12.8.18	<b>WESTERN KENTUCKY</b>
12.15.18	<b>UTSA*</b>
12.19.18	<b>GEORGIA TECH</b>
12.22.18	<b>TEXAS STATE</b>
12.28.18	<b>AUSTIN PEAY</b>
1.5.19	<b>@TEXAS A&amp;M</b>
1.9.19	<b>FLORIDA</b>
1.12.19	<b>LSU</b>
1.15.19	<b>@TENNESSEE</b>
1.19.19	<b>@OLE MISS</b>
1.23.19	<b>MISSOURI</b>
1.26.19	<b>@TEXAS TECH^</b>
1.29.19	<b>GEORGIA</b>
2.2.19	<b>@LSU</b>
2.5.19	<b>VANDERBILT</b>
2.9.19	<b>@SOUTH CAROLINA</b>
2.12.19	<b>@MISSOURI</b>
2.16.19	<b>MISSISSIPPI STATE</b>
2.20.19	<b>@AUBURN</b>
2.23.19	<b>TEXAS A&amp;M</b>
2.26.19	<b>@KENTUCKY</b>
3.2.19	<b>OLE MISS</b>
3.9.19	<b>@VANDERBILT</b>
3.13.19	<b>ALABAMA</b>