

2020-21: 25-7 • 13-4 SEC

NOVEMBER		2-0	
25	Wed	MISSISSIPPI VALLEY STATE Fayetteville, Ark. • Bud Walton Arena/Nolan Richardson Court	SECN Plus W 142 62
28	Sat	NORTH TEXAS Fayetteville, Ark. • Bud Walton Arena/Nolan Richardson Court	SECN Plus W 69 54
DECEMBER		7-0	
2	Wed	UT Arlington Fayetteville, Ark. • Bud Walton Arena/Nolan Richardson Court	SEC Network W 72 60
5	Sat	LIPSCOMB Fayetteville, Ark. • Bud Walton Arena/Nolan Richardson Court	SECN Plus W 86 50
8	Tues	at Tulsa Tulsa, Okla. • Donald W. Reynolds Center <i>Tulsa COVID-19 protocols</i>	Canceled
9	Wed	SOUTHERN Fayetteville, Ark. • Bud Walton Arena/Nolan Richardson Court	SECN Plus W 79 44
12	Sat	CENTRAL ARKANSAS Fayetteville, Ark. • Bud Walton Arena/Nolan Richardson Court	SECN Alt. W 100 75
20	Sun	ORAL ROBERTS Fayetteville, Ark. • Bud Walton Arena/Nolan Richardson Court	SEC Network W 87 76
22	Tues	ABILENE CHRISTIAN Fayetteville, Ark. • Bud Walton Arena/Nolan Richardson Court	SEC Network W 85 72
30	Wed	Auburn Auburn, Ala. • Auburn Arena	ESPN2 W 97 85
JANUARY		5-4	
2	Sat	#12/12 MISSOURI * Fayetteville, Ark. • Bud Walton Arena/Nolan Richardson Court	CBS L 68 81
6	Sat	at #9/8 Tennessee * Knoxville, Tenn. • Thompson-Boling Arena	ESPN2 L 74 79
9	Sat	GEORGIA * Fayetteville, Ark. • Bud Walton Arena/Nolan Richardson Court	SEC Network W 99 69
13	Wed	at LSU * Baton Rouge, La. • Pete Maravich Assembly Center	ESPN2 L 76 92
16	Sat	at #RV/24 Alabama * Tuscaloosa, Ala. • Coleman Coliseum	SEC Network L 59 90
20	Wed	AUBURN * Fayetteville, Ark. • Bud Walton Arena/Nolan Richardson Court	SEC Network W 75 73
23	Sat	at Vanderbilt * Nashville, Tenn. • Memorial Gymnasium	SEC Network W 92 71
27	Wed	OLE MISS * Fayetteville, Ark. • Bud Walton Arena/Nolan Richardson Court	SEC Network W 74 59
30	Sat	at Oklahoma State * Stillwater, Okla. • Gallagher-Iba Arena / Eddie Sutton Court	ESPN2 L 77 81
FEBRUARY		6-0	
2	Tues	MISSISSIPPI STATE * Fayetteville, Ark. • Bud Walton Arena/Nolan Richardson Court	SEC Network W 61 45
9	Tues	at Kentucky * Lexington, Ky. • Rupp Arena	ESPN W 81 80
13	Sat	at #10/10 Missouri * Columbia, Mo. • Mizzou Arena	ESPN2 (OT) W 86 81
16	Tues	FLORIDA * Fayetteville, Ark. • Bud Walton Arena/Nolan Richardson Court	ESPN2 W 75 64
20	Sat	at Texas A&M * Bryan-College Station, Texas • Reed Arena <i>A&M COVID-19 protocols</i>	SEC Network Canceled
24	Wed	#6/7 ALABAMA * Fayetteville, Ark. • Bud Walton Arena/Nolan Richardson Court	ESPN2 W 81 66
27	Sat	LSU * Fayetteville, Ark. • Bud Walton Arena/Nolan Richardson Court	ESPN2 W 83 75
MARCH		6-2	
2	Tues	at South Carolina * Columbia, S.C. • Colonial Life Arena	SEC Network W 101 73
6	Sat	TEXAS A&M * Fayetteville, Ark. • Bud Walton Arena/Nolan Richardson Court <i>Rescheduled from 2/6</i>	SEC Network W 87 80
12	Fri	#7 seed Missouri ^ Nashville, Tenn. • Bridgestone Arena <i>SEC Quarterfinal</i>	SEC Network W 70 64
13	Sat	#3 seed LSU ^ Nashville, Tenn. • Bridgestone Arena <i>SEC Semifinal</i>	ESPN L 71 78
19	Fri	#14 seed Colgate + Indianapolis, Ind. • Bankers Life Fieldhouse <i>NCAA 1st Round</i>	truTV W 86 68
21	Sun	#21/21 #6 seed Texas Tech + Indianapolis, Ind. • Hinkle Fieldhouse <i>NCAA 2nd Round</i>	TNT W 68 66
27	Sat	#15 seed Oral Roberts + Indianapolis, Ind. • Bankers Life Fieldhouse <i>NCAA Sweet 16</i>	TBS W 72 70
29	Mon	#3/3 #1 seed Baylor + Indianapolis, Ind. • Lucas Oil Stadium "Unity" <i>NCAA Elite 8 - South Region Final</i>	CBS L 72 81

*- SEC Game | HOME GAMES IN CAPS
^ - SEC Tournament (Nashville, Tenn. • Bridgestone Arena)
+ - NCAA Tournament (Indianapolis, Ind.)

ARKANSAS BASKETBALL



1994 NATIONAL CHAMPION



1995 NATIONAL RUNNER-UP

3
NAISMITH HALL
OF FAMERS

6
FINAL
FOURS

10
ELITE
EIGHTS

32
ALL-AMERICANS

34
NCAA BERTHS

39
NBA DRAFT PICKS

ARKANSAS RAZORBACKS



2021 SEASON IN REVIEW

SEC: 2nd • NCAA: Elite 8 (South Region Runner-Up)



#10/6 ARKANSAS RAZORBACKS

Eric Musselman (San Diego '87)

OVERALL 25-7 SEC 13-4

at UA: 45-19 (2nd) Collegiate: 155-53 (6th)

Quick Hits

- **Arkansas won 25 games overall – tied for 8th-best in the NCAA.**
 - ^ It was Arkansas' most wins since 1996-97 (26-10) and second-most since 1994-95.
 - ^ Arkansas has now won at least 25 games 13 times in 98 years of basketball.
- **Arkansas won 13 SEC games to finish second in the conference.**
 - ^ The 13 SEC wins ties for 2nd-most in school history despite playing just 17 games.
 - ^ The 13 SEC wins were the most since going 13-5 in 2014-15.
 - ^ It marked the 2nd time Arkansas finished 2nd in the SEC since 2011-12 – the year the league went away from divisional play.
- **Arkansas was the #3 seed in the NCAA South Regional.**
 - ^ It was Arkansas' best seed since being seeded #2 in 1995.
 - ^ It marked Arkansas' 7th time to be a top 3 seed since 1979 when the current NCAA seeding process began.
- **Eric Musselman became the first Arkansas coach to:**
 - ^ win at least 20 games in each of his first two seasons.
 - ^ win as many as 45 games in each of his first two seasons.
 - ^ take the Razorbacks to the Elite 8 within his first two seasons.

In the Rankings

- Arkansas finished **#6 in the USA TODAY** coaches poll (voted upon after the NCAA Tournament) and **#10 in the Associated Press** poll (which did not factor in the NCAA Tournament).
 - ^ It marks the first time since 2015 the Razorbacks ended the season ranked – finishing 20th in the coaches poll and 21st by AP
 - ^ It marks the first time since 1995 Arkansas ended the season among the nation's top 10 – finishing second by the coaches and sixth in both the AP and UPI polls.
- **The Razorbacks had an NCAA NET of 14.**
 - Was 8-6 vs QUAD 1 opponents, 6-1 vs QUAD 2 and a combined 11-0 vs QUAD 3 & 4.
- **MOST NCAA QUAD 1 WINS**
 - ^ 13 Baylor (13-2)
 - ^ 12 Gonzaga (12-1); Illinois (12-6)
 - ^ 10 Michigan (10-3); Oklahoma State (10-7); Oregon State (10-7)
 - ^ 9 Alabama (9-5); Southern Cal (9-7); Ohio State (9-6)
 - ^ 8 ARKANSAS (8-6); Colorado (8-6); Texas (8-6)
- Was 1 of 13 teams in the NCAA NET 30 to have 1 or fewer losses vs Quad 2 teams.
- Was 1 of 28 teams in the NCAA NET 100 to go undefeated vs Quad 3 & 4 teams.
- Arkansas was 6-0 in the month of February including five QUAD 1 wins.
- **Overall, Arkansas posted eight QUAD 1 wins over its final 13 games.**
 - ^ at #60 Kentucky • at #47 Missouri • vs #31 Florida • vs #7 Alabama • vs #28 LSU
 - ^ vs #47 Missouri (SEC) • vs #9 Colgate (NCAA) • vs #16 Texas Tech (NCAA)
- **Other Rankings:** ^ 7 – RPI ^ 18 – Strength of Schedule ^ 20 – Non-Conf RPI

10th Elite 8 Appearance

- Arkansas made its first appearance in the Elite 8 since 1995 and 10th overall.
- Eric Musselman is made his first appearance in the Elite 8 as a collegiate head coach.
- ^ Musselman has taken his collegiate teams to two Sweet 16's in the last three NCAA Tournaments. (Nevada in 2018 and Arkansas in 2021.)

Moody Becomes Arkansas' 1st "One and Done"

- Moses Moody announced on April 9 that he will hire an agent and enter the 2021 NBA Draft.
- A near consensus NBA Lottery pick, Moody will become the program's first "one and done" since the 2005 NBA's Collective Bargaining Agreement was adopted.
- He will likely be Arkansas' 40th NBA Draft pick – third in as many years – and the program's 13th NBA first round selection.
- If most mock drafts hold true – predicting Moody as a top 14 pick – he would become the Razorbacks' sixth lottery pick joining Joe Kleine (#6 pick in 1985), Todd Day (#8 in 1992), Corliss Williamson (#13 in 1995), Joe Johnson (#10 in 2001) and Ronnie Brewer (#14 in 2006).

AT THE NCAA TOURNEY

(Full NCAA Tourney history on p. 55)

Overall: 45-33

1st RD: 17-8

2nd Rd: 10-10

Sweet 16: 7-5

Elite 8: 6-4

Final Four: 2-4

Consolation Games: 2-1

Championship: 1-1

SEED HISTORY

(since current seed process in 1979)

SEED	Years	RECORD
1	1994, 1991	9-1
2	1995, 1984, 1979	7-3
3	1992, 2021	4-1
4	1999, 1993, 1990, 1983, 1982	8-6
5	2015, 1989, 1981	4-3
6	1998	1-1
7	2018, 2001	0-2
8	2017, 2006	1-2
9	2008, 2000, 1985	2-3
10	1980	0-1
11	1988	0-1
12	2007, 1996	2-2

RAZORBACK HONORS

- MOSES MOODY:**
- ^ 2nd team All-American (Andy Katz NCAA March Madness)
 - ^ Honorable Mention All-American (AP)
 - ^ 1st team Freshman All-American (Basketball Times)
 - ^ Kyle Macy National Freshman of the Year Finalist (Collegiansider.com)
 - ^ Kyle Macy National Freshman All-America (Collegiansider.com)
 - ^ All-District VII (USBWA)
 - ^ 1st team All-District 20 (NABC)
 - ^ All-Midlands District (Basketball Times)
 - ^ SEC Freshman of the Year (Coaches)
 - ^ SEC Newcomer of the Year (Media)
 - ^ 1st team All-SEC (Coaches)
 - ^ 1st team All-SEC (AP)
 - ^ 1st team All-SEC (USA TODAY)
 - ^ SEC All-Freshman Team
 - ^ 3x SEC Freshman of the Week
 - ^ SEC Men's Basketball Community Service Team

ERIC MUSSELMAN:

- ^ Jim Phelan National Coach of the Year Finalist
- ^ Naismith National Coach of the Year Semifinalist
- ^ Midlands District Coach of the Year (Basketball Times)

JD NOTAE:

- ^ National Sixth Man of the Year (Bleacher Report)
- ^ SEC Sixth Man of the Year (Coaches)

JUSTIN SMITH:

- ^ First team All-SEC (USA TODAY)
- ^ All-GIue Team (Seth Davis/TheAthletic.com)

JALEN TATE:

- ^ NCAA Tournament All-South Region



MOSES MOODY

- ALL-AMERICAN
- NATIONAL FROSH OF THE YEAR FINALIST
- SEC FROSH OF THE YEAR
- CONSENSUS 1ST TM ALL-SEC



JUSTIN SMITH

- LED TEAM IN ALL POSTSEASON
- 17.7 PPG
- 8.8 RPG
- LED TEAM IN NCAA TOURNEY
- 17.3 PPG
- 9.5 RPG



JD NOTAE

- BLEACHER REPORT NATIONAL SIXTH MAN OF THE YEAR
- SEC 6TH MAN OF THE YEAR

www.ArkansasRazorbacks.com

 @RazorbackMBB
@EricPMusselman
@RazorbackMBBRec

 @RazorbackMBB
@ericpmusselman

 /RazorbackMBB

Arkansas SID: Mike Cawood • tmcawood@uark.edu • 479-236-2090

TV/RADIO ROSTER



0 • Justin SMITH
M.S. - Operations Management



1 • JD NOTAE
Recreation and Sport Management



2 • Vance JACKSON Jr.
M.Ed. - Adult & Lifelong Learning



3 • Desi SILLS
Recreation and Sport Management



4 • Davonte "Devo" DAVIS
Recreation and Sport Management



5 • Moses MOODY
Undecided



10 • Jaylin WILLIAMS
Recreation and Sport Management



11 • Jalen TATE
M.Ed. - Adult & Lifelong Learning



12 • Khalen "KK" ROBINSON
Recreation and Sport Management



13 • Emeka OBUKWELE
Biology/Pre-Med



20 • Kamani JOHNSON
Communications



22 • Abayomi "Baybe" IYIOLA
Business Accounting



23 • Connor VANOVER
Communications



24 • Ethan HENDERSON
Recreation and Sport Management



33 • Bryson MOREHEAD
Engineering



ERIC MUSSELMAN
Head Coach



David PATRICK
Associate Head Coach



Clay MOSER
Assistant Coach



Corey WILLIAMS
Assistant Coach



Anthony RUTA
Dir-Operations



Earl BOYKINS
Dir.-S/A Develop.



Hays MYERS
Special Asst. to HC



Michael MUSSELMAN
Dir.-Recruiting



Patrick ACKERMAN
Recruiting Coord.



Riley HALL
Video Coord.

NUMERICAL ROSTER

No.	Name	Pos.	Yr.	Ht.	Wt.	Hometown	Previous School
0	Justin Smith	F	Gr.Sr.	6-7	230	Buffalo Grove, Ill.	Indiana
1	JD Notae	G	R-Jr.	6-1	195	Covington, Ga.	Jacksonville
2	Vance Jackson Jr.	F	Gr.Sr.	6-9	238	Pasadena, Calif.	New Mexico
3	Desi Sills	G	Jr.	6-2	200	Jonesboro, Ark.	Jonesboro HS
4	Davonte "Devo" Davis	G	Fr.	6-3	180	Jacksonville, Ark.	Jacksonville HS
5	Moses Moody	G	Fr.	6-6	205	Little Rock, Ark.	Montverde Acad.
10	Jaylin Williams	F	Fr.	6-10	245	Fort Smith, Ark.	Northside HS
11	Jalen Tate	G	Gr.Sr.	6-6	175	Pickerington, Ohio	Northern Ky.
12	Khaleen "KK" Robinson	G	Fr.	6-0	175	Little Rock, Ark.	Oak Hill Acad.
13	Emeka Obukwelu	F	Sr.	6-8	235	Plano, Texas	UT Tyler
20	Kamani Johnson	F	Jr.	6-7	215	Brooklyn, N.Y.	Little Rock
22	Abayomi "Baybe" Iyiola	F	R-Jr.	6-9	230	Atlanta, Ga.	Stetson
23	Connor Vanover	F	R-So.	7-3	247	Little Rock, Ark.	California
24	Ethan Henderson	F	Jr.	6-8	210	Little Rock, Ark.	Parkview HS
33	Bryson Morehead	F	Fr.	6-8	160	Katy, Texas	Obra D. Tompkins HS

COACHES/STAFF

Head Coach: Eric Musselman (San Diego, 1987)
 Associate Head Coach: David Patrick (UL Lafayette, 2000)
 Assistant Coach: Clay Moser (Wisconsin-La Crosse, 1987)
 Assistant Coach: Corey Williams (Oklahoma State, 2002)
 Director of Operations: Anthony Ruta (Arizona State, 2012)
 Special Assistant to Head Coach: Hays Myers (LSU, 2016)
 Director of Student-Athlete Development: Earl Boykins (Eastern Michigan, 1998)
 Video Coordinator: Riley Hall (Arkansas, 2016)
 Director of Recruiting: Michael Musselman (San Diego, 2018)
 Recruiting Coordinator: Patrick Ackerman (Detroit Mercy, 2016)
 Head Strength Coach: Dave Richardson (Louisiana-Monroe, 1989)
 Graduate Assistants:
 Tyson Batiste (Central Connecticut State, 2019) • Jeremiah Bonus (Dayton, 2017) • Caleb Cline (South Dakota, 2020) • Alex DelleTT (Arkansas, 2018) • Colin Donnelly (Michigan State, 2019) • Raheem Martin (Greensboro College, 2016) • Elijah Roth (Arizona, 2020)
 Student Assistant: Khalil Garland

PRONUNCIATION

#1 JD Notae No-Tay
 #3 Desi Sills DEZ-ee
 #12 Khaleen Robinson Kay-lin
 #13 Emeka Obukwelu Eh-MEH-kuh Oh-Boo-Quay-Lu
 #22 Abayomi Iyiola ah-Bah-YUM-ee EE-EE-oh-la
 ^ goes by "Baybe" Bay-Bey
 Anthony Ruta ROO-tuh

ROSTER BY STATE

ARKANSAS (7)
 Davonte Davis Jacksonville
 Ethan Henderson Little Rock
 Moses Moody Little Rock
 Khaleen Robinson Little Rock
 Desi Sills Jonesboro
 Connor Vanover Little Rock
 Jaylin Williams Fort Smith

CALIFORNIA (1)
 Vance Jackson Jr. Pasadena

GEORGIA (2)
 Abayomi Iyiola Atlanta
 JD Notae Covington

ILLINOIS (1)
 Justin Smith Buffalo Grove

NEW YORK (1)
 Kamani Johnson Brooklyn

TEXAS (2)
 Emeka Obukwelu Plano
 Bryson Morehead Katy

OHIO (1)
 Jalen Tate Pickerington

ROSTER BY CLASS

GRADUATE SENIOR (4)
 Vance Jackson Jr.
 Justin Smith
 Jalen Tate

SENIOR (1)
 Emeka Obukwelu

JUNIOR (4)
 Abayomi Iyiola (Redshirt)
 Ethan Henderson
 Kamani Johnson
 JD Notae (Redshirt)
 Desi Sills

SOPHOMORE (1)
 Connor Vanover (Redshirt)

FRESHMAN (5)
 Davonte Davis
 Moses Moody
 Bryson Morehead
 Khaleen Robinson
 Jaylin Williams

ABOUT ARKANSAS

Location.....	Fayetteville, Ark.
Enrollment.....	27,559
Founded.....	1871
Colors.....	Cardinal (PMS 201) and White
Nickname.....	Razorbacks
Conference.....	Southeastern (SEC)
System Pres.....	Dr. Donald R. Bobbitt (Arkansas, 1980)
Chancellor.....	Dr. Joseph E. Steinmetz (C. Michigan, 1977)
Vice Chancellor / AD.....	Hunter Yurachek (Guilford, 1990)
Faculty Representative.....	Gerald Jordan (Arkansas, 1970)
Arena (Capacity).....	Bud Walton Arena (19,200)

HISTORY

First Year of Basketball.....	1923-24
Seasons.....	97th
Overall Conference Championships.....	24 (2 SEC, 22 SWC)
NCAA Tournament Record / App.....	45-33 (.577) / 34
NIT Record / App.....	6-5 / 4
SEC Tournament Record.....	29-28

MUSSELMAN COACHING HISTORY

COLLEGIATE	6th Yr	Overall	Conf	Conf Tourn	NCAA/CBI	ALL POST
Nevada	4 yrs	110-34	54-18	8-4	5-4 / 5-1	18-9
Arkansas	2nd yr	45-19	20-15	2-1	3-1 / --	5-2

PROFESSIONAL 14 Seasons 503-291 (50-39 Postseason*)

CBA	7 years	270-122	(39-34 Postseason*)
Rapid City	5 years	191-89	(27-25 Postseason*)
Florida	2 years	79-33	(12-9 Postseason*)
USBL	2 years	53-3	(4-0 Postseason*)
Florida	2 years	53-3	(4-0 Postseason*)
NBA	3 years	108-138	--
Golden State	2 years	75-89	--
Sacramento	1 year	33-49	--
D-League	2 years	72-28	(7-5 Postseason*)
Reno	1 year	34-16	(2-3 Postseason*)
Los Angeles	1 year	28-12	(5-2 Postseason*)
INTERNATIONAL	3 Years	24-14	--
Dominican	1 years	5-1	--
Venezuelan	2 years	19-13	--

* - Note, professional basketball does not include playoff results in W-L record
 ^ - Musselman's pro record including playoffs is 553-330

MISCELLANEOUS MEASURABLES (AS OF JUNE 2020)

NAME	WINGSPAN	REACH	MAX VERT
Devo Davis	6' 7.5"	8' 5"	34"
Ethan Henderson	6' 11.5"	8' 8"	44"
Abayomi Iyiola	6' 11.5"	8' 10.5"	28.5"
Vance Jackson	6' 11"	8' 9"	29.5"
Moses Moody	7' 1"	8' 8.5"	30"
JD Notae	6' 6"	8' 2"	39"
KK Robinson	6' 6"	8' 0"	37"
Desi Sills	6-6.5"	8' 1.5"	37.5"
Justin Smith	6' 8.5"	8' 6"	48"
Jalen Tate	6' 6"	8' 6.5"	35"
Connor Vanover	7' 5"	9' 8"	25.5"
Jaylin Williams	7' 1.5"	8' 11"	32"

Arkansas Finishes as NCAA Attendance Leader

- Arkansas was the 2020-21 NCAA leader in attendance in terms of both average (4,284) and cumulative total (72,822).
- Tennessee was second in both categories: 4,191 average and 67,056 total.
- Arkansas was one of 17 DI schools to have an arena capacity of at least 20 percent, ranking 13th at 22.31 percent.

In the NCAA/SEC

- Arkansas led the SEC in four categories and ranked among the NCAA top 40 in 13.

CATEGORY	#/AVG	NCAA	SEC
- FT Made	501	3rd	1st
- Total Blks	158	3rd	2nd
- FT Att	677	5th	1st
- Total Rebounds	1,271	5th	3rd
- Total Steals	251	7th	2nd
- Scoring Off./PPG	81.4	11th	2nd
- Total Assists	466	13th	1st
- Blks/Gm	4.9	17th	4th
- W-L Pct.	.781	17th	2nd
- Rebounds/Gm	39.72	18th	2nd
- Scoring Margin	+10.6	24th	1st
- Total 3-PT Att	702	27th	3rd
- Def Rebs/Gm	27.78	33rd	2nd

- Arkansas also ranked second in the SEC in Assist-to-Turnover Ratio and Turnover Margin

Poll Wins

- Arkansas defeated #10 Missouri (86-81 in overtime) in Columbia.**
 - The win was the Razorbacks' first over an AP top 10 program since defeating #5 Texas on Jan. 27, 2016, in Bud Walton Arena.
 - It was additionally the Hogs' first road win over an AP top 10 team since handing #10 Tennessee a 73-69 defeat on Feb. 25, 2006.
 - In fact, it was just Arkansas' fifth-ever road win over an AP top 10 team and, like at Mizzou, the Razorbacks trailed at halftime in all five wins.
- Two games later, #20 Arkansas defeated #6 Alabama in Fayetteville.** That game on Feb. 24 was **the first top 25 match-up in Bud Walton Arena since** then #16 Arkansas defeated then #13 South Carolina, **Feb. 18, 1998.**
 - It was Arkansas' first win over a team ranked #6 since beating then #6 Kentucky on Feb. 20, 1999.
 - The 15-point win over a top 10 program was the 5th-largest margin of victory by the Hogs all time. (HogStats.com).
- Arkansas beat two top 10 teams this year (at #10 Missouri and vs #6 Alabama)** in the nation in the same season since the 2008-09 season, taking down #4 Oklahoma, 96-88, on Dec. 20, 2008, and #7 Texas, 67-61, on Jan. 6, 2009.
 - The last time Arkansas beat two top 10 programs in the same month was Feb. 2006 versus #10 Florida, 85-81, on Feb. 18, 2006, and #10 Tennessee, 73-69, on Feb. 25, 2006.
- Including the wins over #10 Mizzouri and #6 Alabama and the loss to #3 Baylor in the Elite 8, the Razorbacks' are 13-33 versus top 10 opponents since 2000 - including just three wins (two this year) since 2010.
- Arkansas defeated #21 Texas Tech in the NCAA second round.**
 - The last time Arkansas had at least three wins over a ranked team was 2007-08 when the Hogs had four.
- ARKANSAS IS NOW 101-155 WHEN FACING A RANKED TEAM.**
- Arkansas is 404-116 all-time (9-2 this year) when playing as a ranked AP team.**
 - Arkansas, then #24, beat Florida in its return to the poll since Jan. 6, 2018,
 - Arkansas beat #6 Alabama and LSU in the same week as the #20 team.
 - Arkansas beat South Carolina and Texas A&M as the #12 team (AP) in the land.
 - Arkansas was 1-1 at the SEC Tournament as the #8 team.
 - Arkansas was 3-1 in the NCAA Tournament as the #10 team.
- Eric Musselman is 47-14 when his team is ranked in either poll, 9-2 at Arkansas.

8 Quad 1 Wins over Last 13 Games; 4 of 9 Non-Conf Opp Made NCAA Field

- Of its six wins in February (going 6-0), Arkansas tallied five QUAD 1 wins: vs Alabama (then #7 NET), at Missouri (then #43 NET), vs Florida (then #29 NET), vs LSU (then #28 NET) and at Kentucky (then #60 NET).
- With a win over Missouri in the SEC quarterfinal, over Colgate in the NCAA first round and over Texas Tech in the NCAA second round, **Arkansas has eight QUAD 1 wins over its last 14 games.**
- Of Arkansas' nine non-conference opponents, four made the NCAA field including North Texas (W, 69-54), Oral Roberts (W, 87-76), Abilene Christian (W, 85-72) and Oklahoma State (L, 81-77 in SEC-Big 12 Challenge).
 - All four won the NCAA first round. Oral Roberts reached the Sweet 16 before being ousted by the Hogs.

Baylor: Bad Start - Good Finish

- Arkansas lost to Baylor, 81-72, in the NCAA Elite 8.
- Baylor got off to a red-hot start and Arkansas struggled out of the gate.
- Baylor led by 18 (29-11) through the first nine minutes.

1st 9 Minutes	FG	FG%	3PT	3PT%	FT	FT%	O-D-REB	ASST	TO	ST	PTS
^ Baylor	11-16	.688	3-4	.750	4-5	.800	3-3=6	6	0	4	29
^ Arkansas	4-9	.444	0-0	.000	3-4	.750	2-2=4	3	5	0	11

- Justin Smith made a basket with 10:37 left in the first half to start a 27-15 run to get Arkansas to within six (44-38) with 1:05 left in the first half and the Hogs would trail by eight (46-38) at halftime. Also, starting with that Smith bucket, Arkansas out-scored Baylor 61-52 over the final 31 minutes.

Final 31 Min.	FG	FG%	3PT	3PT%	FT	FT%	O-D-REB	ASST	TO	ST	PTS
^ Arkansas	22-45	.488	3-11	.273	14-19	.737	9-21=30	10	10	5	61
^ Baylor	19-46	.413	5-11	.455	9-12	.750	8-15=23	11	9	5	52

Impressive 17-Point, Opening-Round Win vs Colgate

- Arkansas had an impressive 17-point, opening-round win over Colgate in the NCAA Tournament.
- Down 14 with 5:28 left in the first half, Arkansas went on a 17-0 run to end the first half (then scored the first points of the second half for a 19-0 run), Arkansas held Colgate scoreless for the final 5:28 in the first half, holding the Raiders

2020-21 MISCELLANEOUS STATS

DOUBLE-FIGURE SCORING GAMES

Player	16-17	17-18	18-19	19-20	20-21	Career
Davis	NA	NA	NA	NA	14	14
Henderson	NA	NA	-	1	0	1
Iyiola	NA	18	15	NA	--	33
Jackson	14	NA	23	14	4	55
Moody	NA	NA	NA	NA	27	27
Notae	NA	23	24	NA	21	68
Robinson	NA	NA	NA	NA	1	1
Sills	NA	NA	5	17	10	32
Smith	NA	8	13	14	22	57
Tate	2*	3	25	16	18	64
Vanover	NA	NA	9	NA	7	16
Williams	NA	NA	NA	NA	1	1

20+ POINT SCORING GAMES

Player	16-17	17-18	18-19	19-20	20-21	Career
Davis	NA	NA	NA	NA	1	1
Iyiola	NA	1	2	MA	--	3
Jackson	0	NA	4	4	0	8
Moody	NA	NA	NA	NA	8	8
Notae	NA	7	8	NA	5	20
Sills	NA	NA	0	3	2	5
Smith	NA	1	1	2	4	8
Tate	0*	0	2	4	3	9
Vanover	NA	NA	1	NA	1	2

30+/40+ POINT SCORING GAMES

Player	16-17	17-18	18-19	19-20	20-21	Career
Jackson	0/0	NA	1/0	0/0	--	1/0
Notae	NA	1/0	0/1	NA	--	1/1
Tate	0*	0	1/0	1/0	--	2/0

3+ THREE-POINTERS IN A GAME

Player	16-17	17-18	18-19	19-20	20-21	Career
Jackson	6	NA	10	9	3	28
Moody	NA	NA	NA	NA	7	7
Notae	NA	7	11	NA	7	25
Robinson	NA	NA	NA	NA	1	1
Sills	NA	NA	4	7	4	15
Smith	NA	0	1	0	0	1
Tate	0*	0	1	0	2	3
Vanover	NA	NA	1	NA	1	2

5+ THREE-POINTERS IN A GAME

Player	16-17	17-18	18-19	19-20	20-21	Career
Moody	NA	NA	NA	NA	1	1
Notae	NA	2	4	NA	--	6
Jackson	1	NA	0	2	--	3
Sills	NA	NA	0	1	1	2
Vanover	NA	NA	1	NA	--	1

DOUBLE FIGURE REBOUNDING GAMES

Player	16-17	17-18	18-19	19-20	20-21	Career
Iyiola	NA	4	10	NA	--	14
Jackson	0	NA	5	3	--	8
Notae	NA	2	3	NA	--	5
Moody	NA	NA	NA	NA	1	1
Sills	NA	NA	0	0	1	1
Smith	NA	1	2	1	7	11
Tate	0*	0	1	1	--	2
Vanover	NA	NA	0	NA	2	2
Williams	NA	NA	NA	NA	4	4

DOUBLE FIGURE ASSISTS GAMES

Player	16-17	17-18	18-19	19-20	20-21	Career
Notae	NA	0	1	NA	--	1
Tate	0*	0	1	0	2	3

DOUBLE-DOUBLES

Player	16-17	17-18	18-19	19-20	20-21	Career
Iyiola	NA	4	8	NA	--	12
Jackson	0	NA	5	3	--	8
Notae	NA	2	3	NA	--	5
Moody	NA	NA	NA	NA	1	1
Sills	NA	NA	0	0	1	1
Smith	NA	1	2	1	6	10
Tate	0*	0	1	1	2	4

TRIPLE-DOUBLES

Player	16-17	17-18	18-19	19-20	20-21	Career
Notae	NA	0	1	NA	--	1

5+ ASSIST GAMES

Player	16-17	17-18	18-19	19-20	20-21	Career
Davis	NA	NA	NA	NA	2	2
Jackson	1	NA	5	0	--	6
Moody	NA	NA	NA	NA	1	1
Notae	NA	2	9	NA	3	14
Sills	NA	NA	4	0	1	5
Tate	0*	4	11	7	8	29

3+ STEALS IN A GAME

Player	16-17	17-18	18-19	19-20	20-21	Career
Davis	NA	NA	NA	NA	2	2
Iyiola	NA	0	2	NA	--	2
Jackson	1	NA	3	5	1	10
Moody	NA	NA	NA	NA	2	2
Notae	NA	11	8	NA	6	25
Sills	NA	NA	1	1	4	6
Smith	NA	0	1	5	4	10
Tate	0*	6	1	4	3	14
Vanover	NA	NA	0	NA	1	1

3+ BLOCKS IN A GAME

Player	16-17	17-18	18-19	19-20	20-21	Career
Iyiola	NA	2	5	NA	--	7
Moody	NA	NA	NA	NA	2	2
Notae	NA	1	2	NA	1	4
Smith	NA	0	2	0	--	2
Tate	0*	2	1	0	1	4
Vanover	NA	NA	5	NA	8	13
Williams	NA	NA	NA	NA	1	1



EQUALITY

- A group of Razorback student-athlete leaders launched an initiative in September to foster and work toward equality for all members of the Razorback family. The program and its mission were developed out of ongoing discussions by various student-athletes on a number of important topics impacting society.
- **The initiative is committed to helping ensure that every individual, regardless of race, gender, religious beliefs or sexual orientation has an equal opportunity to make the most of their lives and talents.**
- The initiative was brought forward by the Razorback Athletics African-American Student-Athlete Leadership Council – **including freshman guard MOSES MOODY** – as part of continuing diversity and inclusion efforts as part of the department's **Hogs UNITED** program.

- to 0-of-8 shooting).
- In the decisive 10-0, second-half run, Arkansas held the Raiders scoreless for 3:41.
- **The Raiders** entered the game second in the NCAA in scoring (86.3 ppg) and seventh in field goal percentage (.498) but **were held to 18 points below their average** (68 points) and **101 percentage points below their shooting percentage** (.397).
- Arkansas won despite being out-rebounded (42-37). Arkansas is now 4-4 this year when being out-rebounded.
- Arkansas is 15-0 this year when scoring at least 80 points.
- Arkansas is 7-0 when at least five players score in double figures.
- Arkansas has won by double-digits in 17 of its 23 wins. Arkansas entered the game 21st in the NCAA in scoring margin. (Colgate entered the game 4th in the NCAA in scoring margin.)

Razorbacks Grind Out Second-Round Win vs Texas Tech

- Arkansas led Texas Tech by 13 (56-43) with nine minutes left to play in the game. The Hogs only scored 12 points the rest of the way, but turned up the defense to hold on for the two-point win (68-66).
- Justin Smith had a dunk to put Arkansas up four (67-63) with 2:47 left. Tech made three free throws over the next minute ad trailed by one. Max McClung missed the front end of a 1-and-1 at 1:19, and JD Notae made the first of two free throws with 19 seconds left for a 2-point lead. Texas Tech missed its final layup and JD Notae pulled down the rebound for the win.
- Arkansas is just 9-4 when scoring 60-69 points under Musselman but is 16-0 when holding opponents to 60-69 points.
- As a college head coach, Eric Musselman is just 17-15 when scoring 60-69 points and 60-6 when holding opponents to 60-69 points.
- Arkansas held Tech to 36.1 F% (TTU entered the game shooting 44.3 F%).

Arkansas Edges Oral Roberts in Sweet 16

- Meeting for the second time, Arkansas followed a similar script to take down Oral Roberts in the Sweet 16, 72-70.
- In the first meeting, Arkansas was down 10 at halftime but rallied to win 87-76. In the NCAA, Arkansas was down seven at the break and by 12 with 15:26 left in the game.
- The Golden Eagles withstood a Razorback challenge and led by seven (57-50) with 8:59 left. Arkansas then used a 13-3 run to take its first lead since midway through the first half. From that point, the game experienced four of the 10 ties, the last coming with 31 seconds left when ORU made 1-of-2 free throws to make the score 70-70.
- Arkansas worked the clock and Jalen Tate found Devonte Davis for a jumper with 3.1 seconds left to put the Razorbacks up 72-70. After a timeout, ORU's Max Abmas, the nation's leading scorer, missed a 3-point attempt from the right wing as the buzzer sounded for the two-point Arkansas win.

Second Half Surge

- Including the loss to Baylor, Arkansas out-played its opponents in the second half of the NCAA Tournament.
- ^ Arkansas 40.5 ppg 42.4 FG% 20.8 rpg 17 TO 10 steals
- ^ Opponents 35.0 ppg 40.7 FG% 16.8 rpg 27 TO 8 steals
- Justin Smith led the Hogs int he second half at the NCAA tournament by averaging 10.0 points and 5.8 rebounds in the period with shooting 57.1% from the field.

Comeback Kids

- Arkansas led the NCAA for the season with 10 victories when trailing by double digits – all 10 coming over the final 18 games and three in the NCAA Tournament.
- Arkansas trailed by double digits in eight of its last 10 games and the Hogs won seven of the eight with two losses (to LSU in the SEC semifinal and to Baylor in the NCAA Elite 8.)
- Over the last 10 NCAA Tournaments, Arkansas joins UConn (2014) and Kansas (2012) as the only teams to trail by double digits and win their first three games. UConn went on to win the national championship and Kansas was national runner-up.

Don't Call it A Comeback

- Arkansas' 12-game SEC win streak started and finished with impressive comebacks.
- **Arkansas dug a 19-point deficit with 4:17 left in the first half versus Auburn.**
- ^ Arkansas went on a 13-4 run to get to within 10 (41-31) before Sharife Cooper hit two free throws with 13 seconds left to provide the halftime score (43-31).
- ^ To start the second half, Arkansas went on an 18-4 run to grab its first lead (47-45 at the 13:26 mark).
- With the win, **Arkansas snapped a 42-game losing streak when trailing by 12-plus points at halftime** dating back to a 72-69 win at Georgia on Feb. 3, 2010 (HogStats.com).
- **Arkansas is 3-78 when trailing by 12-plus points at halftime since January 1995 and just 11-108 since January 1970** (HogStats.com).
- The Razorbacks were 7-6 for the season when trailing at halftime (4-1 at home) after being 4-11 in such games last season.

Musselman Doesn't Mind Being Down in NCAA Tourney

- Eric Musselman would certainly prefer to be in the lead, but has no worries when getting down in the NCAA Tournament.
- **Each of Eric Musselman's five NCAA Tournament wins as a head coach (two at Nevada and three at Arkansas) have come despite facing double-digit deficits.**
 - ^ **2018 NCAA 1st Round:** Nevada was down 14 (40-26) to Texas with 18:42 left in regulation. Nevada made a basket with three seconds left to force overtime and defeated the Longhorns by four (87-83).
 - ^ **2018 NCAA 2nd Round:** Nevada was down 17 (27-10) to Cincinnati in the first half and down 20 (65-45) with 10:49 left in the second half. Nevada tied it (73-73) with 54 seconds left then sank a basket with three seconds left to win 75-73.
 - ^ **2021 NCAA 1st Round:** Arkansas was down 14 to Colgate with 5:28 left in the first half before going on a 19-0 run. Arkansas was down six (50-44) with 13:49 left but took a 55-54 lead with 10:20 left and led the rest of the way.
 - ^ **2021 NCAA 2nd Round:** Arkansas was down 10 to Texas Tech with 10:34 left in the first half before going on a 20-8 run to lead by two going into halftime. Arkansas was never relinquished the lead in the second half.
 - ^ **2021 NCAA Sweet 16:** Arkansas was down seven at halftime and down 12 to Oral Roberts with 15:26 left in the second half. Arkansas went on an 11-2 run to get to within three (48-45 with 12:44 left). Then down seven with 8:59 left, Arkansas went on a 12-3 run to lead by two (62-60) with 5:01 left.
 - ^ **2019 NCAA 1st Round:** Nevada did not win but was down 18 (51-33) to Florida with 14:03 left in the game. Nevada worked its deficit to two (63-61) with 2:02 left, but the Gators held on for a 70-61 win.
 - ^ **2021 NCAA Elite 8:** Arkansas did not win but was down 18 (29-11) to eventual national champion Baylor with 11:01 left in the first half. Arkansas rallied to be down eight at halftime and only trailed by four with 9:34 left in the game and again at 7:34.

Arkansas Won 12-Straight vs SEC Opponents

- After defeating Missouri in the SEC quarterfinal, Arkansas' tied a program record with its 12th-straight "W" versus an SEC opponent.
- The 1993-94 team also won 12 straight versus SEC opponents. Ironically, like this year, the 1993-94 team won its final 11 SEC games, won its SEC quarterfinal game and lost in the SEC semifinal.
- Both teams reached the Elite 8 but the 1993-94 team went on to win the national championship.

20+ Overall Wins; 13 SEC Wins; Best SEC Finish in 2015

- Arkansas won at least 20 games for the second straight season and Coach Musselman has won at least 20 games in each of his six seasons as a collegiate head coach. **He is the only Arkansas coach to win at least 20 in years one and two and his two-year win total of 45 is the best by a Razorback coach in his first two years.**
- Arkansas' 13 conference wins tied for the second-best win total in program history and are the most since going 14-2 in the national championship season (1993-94). Arkansas was 13-3 in its first season in the SEC (1991-92). **NOTE:** Arkansas was one game shy of a full 18-game SEC schedule this season as a previous game with Texas A&M was canceled due to COVID-19 protocols in the Aggie program.
- The second-place regular-season finish is the program's best since finishing 2nd in 2014-15 and ties for the program's best league finish since the SEC went away from divisional play in 2011-12.

Freebies; Arkansas 3rd in NCAA in FT Made; 5th in Attempts

- In two of Arkansas' closest losses this season, the Razorbacks made single-digit free throws, 8-of-10 in a 5-point loss at Tennessee (UT was 20-of-26) and 4-of-7 in a 4-point loss at Oklahoma State (OSU was 12-of-15)
- Since the Oklahoma State game, **the Hogs bounced back over the last 14 games to make 234-of-311 (75.2%) ... an average of 16.7 makes on 22.2 attempts**
- **VS BAMA (2/24): Arkansas was 27-of-43** (Bama was 3-of-8) **and Moses Moody was 16-of-19**
The 43 FTA were the 6th most in an SEC regular-season game by Arkansas
16 makes by Moody ties for 6th-most FT made by a Hog in a game - 3rd-most in an SEC game
19 attempts by Moody ties for 7th-most FT attempted by a Hog in a game - 3rd most in an SEC game
- **VS LSU (2/27): Arkansas was 23-of-31** (LSU was 6-of-12) **and Moses Moody was 11-of-14**
- **VS COLGATE: Arkansas was 22-of-29** (COL was 10-of-17) **and Justin Smith was a career-best 11-of-13**
- **VS ORAL ROBERTS: Arkansas was 13-of-15** (ORU was 10-of-13 including a miss with 31 seconds left to keep the game tied at 70-70)
- **OVERALL IN NCAA: Arkansas was 64-of-84 for 76.2%** (OPPONENTS were 45-of-65 for 69.2%)
- **Jalen Tate (19-22; 86.4%) and Justin Smith (13-16; 81.3%) both shot over 80% from the line in the NCAA Tourney**
- **Arkansas ranked 3rd in the NCAA / 1st in the SEC in free throws made (501)**
- **Arkansas ranked 5th in the NCAA / 1st in the SEC in free throw attempts (677)**
- **Moses Moody ranked 5th in the NCAA / 2nd in the SEC in free throws made (151)**
- ^ In 2016, Eric Musselman's Nevada squad led the NCAA in FT made (730) and were 2nd in FT attempts (992).
- ^ In 2020, Arkansas' Mason Jones led the NCAA in both FT made (233) and FT attempts (282).
- ^ In his first six years as a college coach, Musselman's teams have ranked 1st (4x) or 2nd (2x) six times in their respective league in free throws made.

Impressive Rebound ... Of 350 NCAA DI Schools

LAST YEAR in NCAA / SEC		THIS YEAR in NCAA / SEC	
342nd in rebound margin / 14th SEC	-6.8	57th in rebound margin / 3rd SEC	+4.0
332nd in rebounds per game / 14th SEC	31.53	18th in rebounds per game / 2nd SEC	39.72
325th in offensive rebounds / 14th SEC	7.5	44th in offensive rebounds / 8th SEC	11.94
288th in defensive rebounds / 12th SEC	24.03	33rd in defensive rebounds / 2nd SEC	27.78

- This year, Arkansas has produced the top 6 as well as 9 of the top 11 rebounding efforts in the Musselman era
- This year, Arkansas has produced 15 of the top 17 offensive rebounding efforts in the Musselman era
- This year, Arkansas has produced each of the top 3 and 6 of the top 8 defensive rebounding efforts in the Musselman era
- **Arkansas led the SEC in defensive rebound percentage, grabbing 73.5% of opponents' misses.**
- **Justin Smith's 17 boards vs Oral Roberts was the most (tied) by an SEC player for the season.**

OTHER REBOUND NOTES

- Arkansas had 58 rebounds versus both Oral Roberts (12/20) and Mississippi Valley - the most by Arkansas under Musselman and 3rd-most by a Musselman-coached college team.
- Arkansas had 44 defensive rebounds versus Lipscomb - **THE MOST** by a Musselman-coached college team
- Arkansas' 24 offensive rebounds versus Oral Roberts (12/20) are the most by Arkansas under Musselman and the

2020-21 MISCELLANEOUS STATS

RECORD BREAKDOWN

At Home	16-1
On The Road	5-4
Neutral	4-2
White Uniforms	6-0
White '94 Throwback Uniforms	6-2
White "Hog" Uniforms	8-0
Cardinal Uniforms	5-5
Anthracite Uniforms	0-0

GENERAL

When Arkansas controls the tip	16-3
When opponent controls the tip	10-4
When Arkansas scores first	16-4
When opponent scores first	9-3

LEADS AND DEFICITS

Leading at the half	18-1
home: 12-0 road: 4-1 neutral 2-0	
Trailing at the half	7-6
home: 4-1 road: 1-3 neutral: 2-2	
Tied at the half	0-0
home: 0-0 road: 0-0 neutral 0-0	
Games decided by 1-to-5 points	5-2
Games decided by 6-to-10 points	3-2
With 5:00 left	Leading: 24-0 Trailing: 0-6 Tied: 1-1
With 2:00 left	Leading: 24-0 Trailing: 1-6 Tied: 0-1
Overtime games	1-0

OFFENSE

Scoring less than 70 points	3-2
Scoring 70-79 points	7-5
Scoring 80-89 points	9-0
Scoring 90-99 points	3-0
Scoring 100+ points	3-0
1 or 2 Players in Double Figures	0-3
3 Players in Double Figures	5-1
4 Players in Double Figures	13-2
5-7 Players in Double Figures	6-1
8 Players in Double Figures	1-0
At least 1 Player Scores 20+ Points	13-3
When 2+ Players Score 20+ Points	5-1
When shooting at least 50 percent FG	7-1
When shooting at least 33 percent 3FG	13-2

REBOUNDING/TURNOVERS

When out-rebounding opponent	17-3
When out-rebounded	5-4
When rebounds are even	2-0
When grabbing 10+ offensive reb	16-6
When forcing 15+ turnovers	13-3
When committing less than 15 turnovers	18-1

BY MONTH

In November	2-0
In December	7-0
In January	5-4
In February	6-0
In March	6-2

LED HIS TEAM IN SCORING (INCLUDES TIES)

Player	16-17	17-18	18-19	19-20	20-21	Career
Davis	NA	NA	NA	NA	3	3
Iyiola	NA	3	7	NA	0	10
Jackson	2	NA	7	4	0	13
Moody	NA	NA	NA	NA	11	11
Notae	NA	15	16	NA	7	38
Tate	0	0	7	5	2	14
Sills	NA	NA	1	1	2	4
Smith	NA	1	1	3	7	12
Vanover	NA	NA	1	NA	2	3

LED HIS TEAM IN REBOUNDING (INCLUDES TIES)

Player	16-17	17-18	18-19	19-20	20-21	Career
Davis	NA	NA	NA	NA	2	2
Henderson	NA	NA	0	2	0	2
Iyiola	NA	16	22	NA	--	38
Jackson	1	NA	13	7	1	28
Kimble	NA	NA	NA	8	0	8
Moody	NA	NA	NA	NA	8	8
Notae	NA	3	13	NA	0	17
Sills	NA	NA	0	2	2	4
Smith	NA	1	5	3	13	22
Tate	0	0	2	4	2	8
Vanover	NA	NA	3	NA	5	8
Williams	NA	NA	NA	NA	7	7

LAST YEAR vs THIS YEAR

	2019-20		2020-21	
	Value	RANKING NCAA SEC	Value	RANKING NCAA SEC
Scoring Off	75.8	56.....5	81.4	11.....2
Scoring Def	69.6	185.....9	70.8	189.....8
Scoring Margin	+6.2	70.....4	+10.6	24.....1
FG Pct	.428	169.....12	.451	100.....5
FG Pct Def	.428	169.....12	.415	70.....5
3PT FG/Gm	7.6	143.....4	7.3	169.....5
3PT FG Made	243	129.....4	233	40.....4
3PT FG Att	728	114.....5	702	27.....3
3PT Pct	.334	175.....5	.332	196.....7
3PT Pct Def	.272	1.....1	.336	174.....9
FT Made	567	3.....1	501	3.....1
FT Att	776	8.....2	677	5.....1
FT Pct	.731	102.....6	.740	68.....4
Total Reb	1,009	306.....14	1,271	5.....3
Total Reb/Gm	31.53	332.....14	39.72	18.....2
Off. Reb/Gm	7.50	325.....14	11.94	44.....8
Def. Reb/Gm	24.03	287.....12	27.78	33.....2
Reb Margin	-6.8	342.....14	+4.0	57.....3
Fouls/Gm	19.9	311.....11	16.9	131.....3
Assists	381	251.....10	466	13.....1
Assists/Gm	11.9	266.....10	14.6	80.....4
Ass/TO Ratio	1.03	140.....4	1.13	103.....2
Turnover Margin	4.5	9.....1	2.2	58.....2
Turnovers/Gm	11.5	47.....1	12.9	151.....3
TO Forced	16.0	29.....1	15.12	52.....7
Total Steals	253	34.....1	251	7.....2
Steals/Gm	7.9	41.....1	7.8	48.....4
Blocked Shots	124	81.....7	158	3.....2
Blkd Shots/Gm	3.9	84.....9	4.9	17.....4



second-most by a Musselman-coached college team. Arkansas added 18 offensive boards vs ORU in the Sweet 16.

• **Arkansas out-rebounded its opponent 20 times for the season and was 17-3 in such games.**

^ Arkansas only out-rebounded its opponent four times last season (4-0).

^ Musselman's collegiate teams are 91-13 when out-rebounding their opponents.

Double Digit Wins; 24th in NCAA/1st in SEC in Scoring Margin

• 17 of Arkansas' 25 wins for the year were by double digits.

• Arkansas won eight of its 17 SEC regular-season games by double-digits.

• To start the year, Arkansas won each of its first nine games of 2020-21 by double digits – and 10 straight dating back to an 86-73 victory over Vanderbilt in the 2020 SEC Tournament.

• Arkansas was the first SEC team in six years to open the season with nine-straight wins and all by double figures.

• **Thanks to these totals, Arkansas ranked 24th in the NCAA / 1st in the SEC in scoring margin at +10.6.**

Half a Hundred; 11th in NCAA/2nd in SEC in Scoring

• **Arkansas scored 90-plus points six times this season, including four of its wins in SEC play, and scored between 80-89 points an additional 10 times.**

• Arkansas scored 56 second-half points in the win over Georgia. It was the most by Arkansas in the second half of an SEC game since scoring 60 at Alabama on Jan 30, 2002 – a 109-94 final (HogStats.com).

• Arkansas (down five at halftime) scored 51 second-half points in the home LSU win.

• Arkansas scored 49 first-half points in the first half; 52 in the second at South Carolina.

• Arkansas scored at least 50 points in a half seven times this season.

^ Mississippi Valley State 61 in the first half **AND** 81 in the second half

^ Central Arkansas 59 in the second half

^ Oral Roberts 57 in the second half

^ Georgia 56 in the second half

^ LSU 51 in the second half

^ South Carolina 52 in the second half

• Despite its struggles at LSU and at Alabama, Arkansas still scored 45 and 40 second-half points, respectively.

• **Arkansas has at least 40 points in a half 31 times.**

• **Thanks to these totals, Arkansas ranked 11th in the NCAA / 2nd in the SEC in scoring at 81.4 ppg.**

Valuing the Ball

• Coach Musselman preaches to his team to “value the ball.”

• **Arkansas was 14-3 when committing less than 15 turnovers.**

• In his six years as a collegiate head coach, Musselman's teams have led their respective conference in fewest turnovers per game four times, assist-to-turnover ratio three times and turnover margin three times.

• **This year in the SEC:**

^ **Arkansas ranked 2nd assist-to-turnover ratio (1.13)**

^ **Arkansas ranked 2nd in turnover margin (+2.2)**

^ **Arkansas ranked 3rd in fewest turnovers per game (12.9)**

• Arkansas committed single-digit turnovers five times for the season.

7 vs Miss Valley State • 8 vs UCA • 9 vs Mizzou • 6 at UK 9 vs Tx Tech

Taking Charge

• Arkansas took 63 charges for the season (2.0 per game).

• Arkansas took 10 charges in the SEC Tournament, including nine in the quarterfinal vs Missouri thanks to five by Moses Moody and two by Justin Smith.

• **Jaylin Williams led the team with 16 charges taken despite missing four games.**

• **Moses Moody DREW FIVE CHARGES VS MIZZOU IN THE SEC TOURNEY. He had 14 for the season to rank second on the team.**

• Jalen Tate was third with 13.

Block Party: 17th in NCAA

• Arkansas had 11 rejections in the win over #6 Alabama, including a career-high four by Jalen Tate, a career-high three by Moses Moody and two by Ethan Henderson. The Razorbacks added six three days later in the win over LSU including a career-high four by Jaylin Williams while Connor Vanover blocked four shots at South Carolina.

^ The 11 blocked shots were the most by the Hogs in the Musselman era and tied for the most by a Musselman-coached team.

• Arkansas blocked at least four shots in 15 of the last 19 games and **RANKED 17TH IN THE NCAA in blocks per game (4.9)** – and were **3RD IN THE total blocks (158)**.

• Connor Vanover had six blocked shots vs North Texas and five blocked shots each versus Ole Miss and Oklahoma State and four at South Carolina. Overall, he had eight games with at least three blocked shots.

^ **He ranked 5th in the SEC / 45th in the NCAA in blocks per game (1.76) and ranked 27th nationally / 4th in the SEC in total blocked shots (51).**

• **OTHER TEAM LEADERS:** Moses Moody (21), Jaylin Williams (18), Justin Smith (18), Jalen Tate (13), Ethan Henderson (12) and JD Notae (11).

High FG% Streak (Minus Tw Games)

• Over the final 18 games, Arkansas shot over 40 percent from the field 16 times. Highlights include:

^ 46.2% vs AUB ^ 57.1% at VAN ^ 48.1% vs Ole Miss

^ 48.6% at OK St ^ 55.2% at USC ^ 50.8% vs TXAM

^ 48.1% vs Baylor

• **ARKANSAS ENDED THE SEASON BY SHOOTING OVER 50% IN A HALF IN 8-OF-ITS-LAST-12 GAMES**

(1) 59.3% in 2nd half at Mizzou **(2)** 51.1% in 1st half vs Florida

(3) 52% in 1st half vs Alabama **(4)** 55.2% in 2nd half vs LSU

(5) 54.5% in the first at S. Carolina **(6)** 55.9% in the second at S. Carolina

(7) 60.0% in the second vs Texas A&M **(8)** 62.50% in the first vs Baylor

Just A Minute ... or 20

- At Missouri, Justin Smith and Moses Moody played all 20 minutes of the second half and all five minutes of overtime.
- **Moody has 20 minutes of a half 17 times this season.**
- **Smith played all 40 minutes in the season finale versus Texas A&M and in the NCAA 1st round vs Colgate. He played all 20 minutes of a half 12 times.**
- The following is a list of players that played all 20 minutes of a half this season.

Dec. 12 vs UT Arlington	Moody (2nd)				
Dec. 20 vs. Oral Roberts	Sills (2nd)				
Dec. 30 at Auburn	Moody (2nd)				
Jan. 2 vs Missouri	Moody (2nd)	Sills (2nd)			
Jan. 13 at LSU	Moody (2nd)				
Jan. 20 vs Auburn	Sills (2nd)	Williams (2nd)			
Jan. 23 at Vanderbilt	Moody (2nd)				
Jan. 27 vs Ole Miss	Vanover (2nd)				
Jan. 30 at Oklahoma St.	Moody (2nd)	Vanover (2nd)			
Feb. 2 vs Mississippi St.	Moody (2nd)	Vanover (2nd)	Smith (2nd)		
Feb. 9 at Kentucky	Moody (2nd)				
Feb. 13 at Missouri	Moody (2nd)	Smith (2nd)			
Feb. 16 vs Florida	Smith (2nd)				
Feb. 24 vs Alabama	Moody (2nd)	Smith (2nd)			
Feb. 27 vs LSU	Moody (2nd)	Smith (2nd)			
Mar. 6 vs Texas A&M	Moody (2nd)	Smith (1st & 2nd)	Davis (2nd)	Tate (2nd)	
Mar. 12 vs Missouri (SEC)	Moody (2nd)				
Mar. 13 vs LSU (SEC)	Moody (1st)	Smith (1st)	Davis (2nd)	Tate (2nd)	
Mar. 19 vs Colgate (NCAA)	Moody (2nd)	Smith (1st & 2nd)			
Mar. 21 vs TX Tech (NCAA)	Moody (2nd)	Smith (2nd)	Davis (2nd)		
Mar. 27 vs ORU (NCAA)	Moody (2nd)	Smith (2nd)	Davis (2nd)	Tate (2nd)	
Mar. 29 vs Baylor (NCAA)	Davis (2nd)				

Moody (17x)
Smith (12x)
Davis (5x)
Sills (3x)
Tate (3x)
Vanover (3x)
Williams (1x)

Highlights in SEC 12-Game Win Streak

- AUBURN:** Arkansas was down 19 (37-18) with just over four minutes left in the first half. Arkansas made 8 of its last 10 field goals in the first half to trim the deficit to 12 at the break.
- Arkansas opened the second half on an 18-4 run and shot 52.9% from the field in the period.
- AT VANDERBILT:** Arkansas led from wire-to-wire, dished out 22 assists and shot a season-best 57.1% from the field, including 42.1% from 3-point range. Arkansas has won seven straight and 11 of the last 12 versus Vanderbilt.
- OLE MISS:** Arkansas held Ole Miss to its season-low 59 points and the Rebels missed their first 14 3-pointers, finishing 1-of-16 from deep.
- MISSISSIPPI STATE:** Arkansas snapped a six-game losing streak to Mississippi State dating back to Feb. 9, 2016.
- Arkansas was down 14-2 to start the game as the Razorbacks missed 16 of its first 17 shots of the game. Arkansas used a 21-2 run in the first half and a 10-2 run to start the second to get the win.
 - The MSU game was just the first time four Razorback players scored at least 10 points and had seven rebounds in an SEC game (Smith 10 & 10; Vanover 13 & 8; Davis 10 & 8 and Moody 13 & 7). It was just the second time it has ever happened with the other occurring in 1996 versus Troy. (HogStats.com)
- AT KENTUCKY:** Arkansas snapped an eight-game losing streak to Kentucky dating back to Feb. 27, 2014.
- Jalen Tate got an offensive rebound, was fouled and made two free throws with 4.3 seconds left to provide the 81-80 final. (Davonte Davis sealed the win with a steal.) The last time Arkansas won that late in a game was Mason Jones banking a 3-pointer from right wing with 0.1 seconds left in OT to win at Georgia Tech, 62-61, on Nov. 25, 2019.
 - Odd stat ... Kentucky shot a season-best 53.8% (14-of-26) from 3-point range, but just 11-of-35 (31.4%) from 2-point.
- AT MISSOURI:** Arkansas was 20-of-23 at the free throw line, including 7-of-9 in overtime. The 20 made were the most since making 23-of-34 in an earlier loss to Missouri this year (Jan. 2, 2021). Arkansas has made 20-plus free throws five times this year and has shot over 80% from the line seven times.
- The win was the Razorbacks' first over an AP top 10 program since 2016. It was additionally the Hogs' first road win over an AP top 10 team since 2006. In fact, it was just Arkansas' fifth-ever road win over an AP top 10 team
- FLORIDA:** Arkansas got just the third win over the Gators in the last 20 games. Florida had won three straight, 11 of the last 12 and 17 of the last 19 heading into the game.
- ALABAMA:** Arkansas led for 31:55 but the Crimson Tide scored the first seven points of the second half to lead by six 45-39. Arkansas answered with a 17-2 run – including a 10-0 spurt – to lead by nine. Alabama cut its deficit to four before the Hogs went a 14-2 run to go up 16 with 5:55 left and held a double-digit lead the rest of the way.
- LSU:** Arkansas was down five at halftime and shot just 33/3% from the field in the half. The Razorbacks bounced back to score 51 second-half points and shot 55.2% from the field. Arkansas used a 17-5 run early in the second half to go from seven down to up five with 14:41 left. LSU got to within three (56-53 with 12:11 left) before Arkansas went on a 22-4 run (including a 14-1 run) to take its largest lead of 21 points with six minutes left.
- SOUTH CAROLINA:** Three Razorbacks scored over 20 points for a 101-73 win for the program's fourth straight SEC road win. By scoring over 100 points, Arkansas cracked

#PRO HOGS

39 NBA Draft Selections	16 All-Star Game Appearances	14 All-Defensive Team Honors
--------------------------------	-------------------------------------	-------------------------------------

CURRENT HOGS IN THE NBA

<p>PATRICK BEVERLEY • 9th Year in NBA • 3x NBA All-Defensive Team • 2009 - 2nd RD/42nd overall</p>	<p>DANIEL GAFFORD • 2nd Year in NBA • 2019 - 2nd RD/38th overall</p>	<p>ISAIAH JOE • 1st Year in NBA • 2020 - 2nd RD/49th overall</p>
<p>MASON JONES • 1st Year in NBA • 2020 - Free Agent</p>	<p>BOBBY PORTIS • 6th Year in NBA • 2015 - 1st RD/22nd overall</p>	

12 First Round Draft Picks	7 All-NBA Selections	3 NBA Champions
-----------------------------------	-----------------------------	------------------------



USA NBA G LEAGUE	NBA G LEAGUE
• Dusty Hannahs	Santa Cruz Warriors
BELGIUM	
• Jabril Durham	Belfius Mons-Hainaut
CHINA	
• Sonny Weems	Guangdong Southern
CZECH REPUBLIC	
• Delvon Johnson	Svitavy
FRANCE	
• Courtney Fortson	AS Monaco Basket
• Dustin Thomas	BC Souffelweyersheim
GREECE	
• Moses Kingsley	AEK
• Daryl Macon	AEK
HUNGARY	
• Adrio Bailey	OSE Lions
ISRAEL	
• Coty Clarke	Bnei Hertzeliya
• Rashad Madden	Netanya
IRAQ	
• Arlando Cook	Zakho
ITALY	
• Jaylen Barford	Vanoli Basket Cremona
• Charles Thomas	Scafati
LUXEMBOURG	
• Michael Jones	Larochette B
MEXICO	
• B.J. Young	Libertadores de Queretaro
MACEDONIA	
• Jeantal Cylla	Vardar
TUNISIA	
• Wilky Kouassi	DSG



the century mark in an SEC game for the first time since defeating Auburn 101-87 on Feb. 10, 2015. The 28-point win is the 11th-biggest margin of victory in an SEC game, the third-largest in an SEC road game and the 22nd-largest in a road game ever.

TEXAS A&M: Arkansas erased a 14-point, first half deficit (three at halftime) and won for the first time this year when trailing with two minutes to play. Arkansas shot 60% from the field (18-30) and was 4-of-8 from 3PT in the second half.

MISSOURI: Arkansas was down 10 to Missouri with 9:18 left in the first half. The Hogs used a 16-0 run and only trailed one at halftime. With the win, Arkansas improved to 15-2 in SEC quarterfinal games.

GroundHog Month

- Arkansas went undefeated in February (6-0) for the first time since 1993-94.
- Also for the year, Arkansas was undefeated in November (2-0) and December (7-0).
- ^ The last time the program had multiple undefeated months was 1993-94 - 1-0 in Nov., 7-0 in Dec., 8-0 in Feb and 1-0 in April.

The Avengers

- Arkansas was 5-0 this year when playing an opponent for a second time, including avenging losses to #10 Missouri, #6 Alabama and LSU. Arkansas also swept Auburn and Oral Roberts.
- ^ Arkansas was 1-1 when playing an opponent three times for the season, going 2-1 versus Missouri with a win in the SEC Tourney and 1-2 versus LSU with a loss in the SEC Tourney.
- In Coach Muss' two years at Arkansas, the Hogs are 8-2 when playing an opponent twice in the same year.
- ^ Last year, Arkansas was swept by Miss State and Arkansas beat A&M the first meeting (SEC opener) but lost to the Aggies in the second meeting (season finale).
- Arkansas is 6-1 when trying to avenge a loss under Coach Musselman
- ^ Last year: 3-1 - Avenged losses to Missouri, Tennessee and LSU but lost when trying to avenge its loss to Miss State.
- ^ This year, 3-0 - Avenged losses to Missouri, Alabama and LSU.

When Muss Has 4+ Days to Prepare

- When Eric Musselman has at least four days to prepare for an opponent, his teams have posted a 44-7 record, including an 8-0 mark this year and 15-0 scoresheet while at Arkansas.



NATION'S #5 RECRUITING CLASS

Moses Moody • KK Robnison • Jaylin Williams • Devo Davis

#5 Recruiting Class; 3 Top Grad Transfers

- Arkansas' 2020 recruiting class was a consensus top 10 haul. The group included four, four-stars and all are Arkansas natives.
- The ranking did not include three of the top 20 graduate transfers and two players among the nation's top 50 sit-out transfers.

THE FOLLOWING IS A BREAKDOWN:

• 2020 RECRUITING CLASS

	5th ESPN	8th 247Sports	11th Rivals
Recruits	ESPN	247 Comp	247 Rivals
Moses Moody	★★★★ 45th	45th	40th 56th
POSITION	10th SG	9th SG	8th SG 12th SF
KK Robnison	★★★★ 82nd	61st	39th 65th
POSITION	19th PG	11th PG	8th PG 14th PG
Devo Davis	★★★★ 89th	113th	153rd 129th
POSITION	19th SG	15th CG	20th SG 27th SG
Jaylin Williams	★★★★ 94th	80th	93rd 59th
POSITION	15th C	15th C	13th C 10th C

• GRADUATE TRANSFERS

Jalen Tate	#5 (NBC Sports)	#8 (247Sports)	#10 (CBS AND Stadium)
Vance Jackson Jr.	#8 (CBS)	#18 (Stadium)	#32 (ESPN)
Justin Smith	#11 (Stadium)	#22 (ESPN)	

• SIT-OUT TRANSFERS

JD Notae	#29 (ESPN)
Connor Vanover	#44 (ESPN)

- The following is a breakdown of when Musselman has 4+ days to prepare.

Season	Gms w/ 4+Days Rest	Record
2015-16	11	7-4
2016-17	8	6-2
2017-18	7	7-0
2018-19	10	9-1
2019-20	7	7-0
2020-21	8	8-0

Overall: 44-7
 At home: 22-0 ... 8-0 at Arkansas
 On road: 11-5 ... 3-0 at Arkansas
 Neutral: 11-2 ... 4-0 at Arkansas

Tate Named to NCAA All-South Region Team

- Jalen Tate was voted to the NCAA All-South Region team by the attending media at the NCAA Tournament.
- ^ Averaged 15.5 points, 4.5 rebounds and had a team-best 14 assists while shooting 86.4% from the free throw line (19-22).
- ^ Led the team with 22 points vs Oral Roberts and assisted on the game-winning basket.

Tate Was Huge Down the Stretch vs ORU

- Yes, Davonte Davis made the game winner in the Sweet 16 with 3.1 seconds left but Jalen Tate made several key plays to get the Razorbacks to that point. **Tate scored 10 of his 22 points inside the final 5:35 for the win.**
- In fact, it was Tate that got the assist on Davis' final basket.
- With Arkansas down two with 6:04 left, Tate made two free throws to tie the game and then made a layup for a 2-point Razorback lead (62-60 with 5:01 left).
- After ORU tied it back up, Tate made another layup for a 2-point lead with 2:03 left.
- After ORU took a 1-point lead with 1:48 left, Tate hit a jumper in the lane for a 1-point Arkansas lead with 1:34 left.

Smith Has Historic NCAA Tourney Game vs Colgate; Made Strong Case for NCAA All-South Region Team

- Justin Smith, who played all 40 minutes versus Colgate, led the Hogs with a **career-high 27 points** - going a **career-best 11-of-13 at the free throw line** - and 12 rebounds for his fifth double-double of the year.
- He **tied his career-high with five steals** and added two blocked shots.
- Smith became just the second player** to record 27-plus points, 12-plus rebounds, 5-plus steals and 2-plus blocks **in an NCAA Tournament game**, joining Kansas great Danny Manning in the 1988 championship game versus Oklahoma. (Manning had 31 points, 18 rebounds, 5 steals and 2 rebounds.)
- Smith once again led the team with 20 points (9-of-11 shooting) in the Texas Tech win.
- Versus Oral Roberts, Smith scored 12 points and grabbed 14 rebounds (11 offensive) for his sixth double-double of the year and second in three NCAA Tournament games.
- IN 4 NCAA TOURNAMENT GAMES:**
TEAM-BEST: 17.3 ppg 9.5 rpg 56.0% FG (28-50) 8 steals and shot 81.3% FT (13-16) with 4 BLK

DID YOU KNOW:

- Justin Smith is the only Razorback (since 1996-97) to have two games with at least 10 offensive rebounds in a game. Smith had 11 in the Sweet 16 versus Oral Roberts and had 10 versus Oral Roberts earlier this year.

Devo Gives Freedom of Choice

- Davonte Davis made a case for the NCAA All-South Region team.
- ^ In game one versus Colgate, Davis had 12 points with six rebounds, three assists, two steals and a career-high two blocked shots. When Arkansas was down 14 in the first half, Davis had back-to-back steals for a fastbreak layup and assisted on a fastbreak layup to start a 17-0 run. He led a defensive effort that held the Raiders to just 4-of-11 from the field the last 10 minutes
- ^ In game two versus Texas Tech, he scored 15 points with six rebounds. **He also held Tech's leading scorer to zero field goal attempts over the final 10 minutes and just one free throw.**
- ^ In game three versus Oral Roberts, Davis had 16 points, including the game winner with 3.1 seconds left. He also tied his career high with eight rebounds.
- ^ **Davonte Davis' game-winning basket with 3.1 seconds is Arkansas' first that late an NCAA win since US Reed hit a halfcourt shot at the buzzer to beat Louisville and send Arkansas to the Sweet 16 in 1981.**
- ^ In game four versus Baylor, Davis tied for the team lead in both points (14) and rebounds (6).
- For the NCAA Tournament, Davis averaged 14.3 points and 6.5 rebounds.

Williams Has Best Non-Scoring Game Vs Texas Tech

- Jaylin Williams, who got his third career start versus Texas Tech, had a huge impact in the round two win despite scoring just one point.
- He tied his career-high with 10 rebounds, dished out a career-high four assists - all in

Effort. Energy. Enthusiasm.

the second half – and drew two charges.

Moody Closed the Regular-Season 🔥

- Moses Moody closed the season on fire.
- ^ He earned back-to-back SEC Freshman of the Week honors in the final two weeks of the regular season.
- ^ His scoring average went from 16.2 to 17.4.
- ^ Tied his **career-high three times** with 28 at South Carolina, 28 vs Texas A&M and 28 vs LSU in the SEC semifinals.
 - He added 24 versus #6 Alabama.
- ^ Led the team in rebounding in both SEC tourney games – 8 vs Mizzou and 9 vs LSU – and averaged 7.0 in the last 6
- ^ Made a career-high five 3-pointers vs Texas A&M, adding four at South Carolina and four vs LSU in the SEC Tourney
- ^ Dished out a career-high five assists vs LSU (2/27), adding four vs Alabama (2/24).
- ^ Had a career-high three steals versus Alabama AND a career-high three blocked shots vs Alabama.

RARE AIR

• MOSES MOODY WAS 1 OF ONLY 5 NCAA FRESHMEN TO AVERAGE OVER 16.0 POINTS PER GAME.



1. Cameron Thomas (LSU) 23.0 ppg
2. Cade Cunningham (OK St) 20.1 ppg
3. Rayshon Harrison (Presbyterian) 17.2 ppg
- 4. Moses Moody (ARK) 16.8 ppg**
5. Evan Mobley (Southern Cal) 16.4 ppg

• MOSES MOODY WAS 1 OF ONLY 3 NCAA FRESHMEN TO AVERAGE OVER 15.0 POINTS AND 5.0 REBOUNDS.



- | | | |
|----------------------------|-----------------|-----------------|
| Cade Cunningham (OK St) | 20.1 ppg | 6.19 rpg |
| Moses Moody (ARK) | 16.8 ppg | 5.75 rpg |
| Evan Mobley (Southern Cal) | 16.5 ppg | 8.67 rpg |

• MOSES MOODY WAS 1 OF 2 PLAYERS (ONLY FROSH) IN THE SEC TO RANK AMONG THE LEAGUE'S TOP 20 IN THE FOLLOWING:



- | | | | | | |
|--------------------------|-----------------|-------------|---------------|-------------|-------------------|
| Moses Moody (ARK) | ^ Scoring (3rd) | ^ FG% (9th) | ^ 3PT% (17th) | ^ FT% (9th) | ^ Rebounds (17th) |
| Tre Mann (FLA) | ^ Scoring (8th) | ^ FG% (7th) | ^ 3PT% (9th) | ^ FT% (6th) | ^ Rebounds (18th) |

• MOSES MOODY WAS 1 OF 3 PLAYERS (ONLY FROSH) IN THE SEC TO AVERAGE AT LEAST 16.0 POINTS AND 5.0 REBOUNDS



- | | | |
|--------------------------|------------------------------|------------------------------|
| Moses Moody (ARK) | 16.8 ppg (4th in SEC) | 5.8 rpg (17th in SEC) |
| Trendon Watford (LSU) | 16.3 ppg (6th in SEC) | 7.4 rpg (5th in SEC) |
| Tre Mann (FLA) | 16.0 ppg (8th in SEC) | 5.6 rpg (18th in SEC) |

• MOSES MOODY WAS 1 OF 3 PLAYERS (ONLY FROSH) IN THE SEC SHOOTING AT LEAST: 42% FG, 35% 3PT AND 80% FT.



- | | | | |
|--------------------------|-----------------|------------------|-----------------|
| Moses Moody (ARK) | 42.7 FG% | 35.8 3PT% | 81.2 FT% |
| Iverson Molinar (MSU) | 41.9 FG% | 41.9 3PT% | 81.0 FT% |
| Tre Mann (FLA) | 45.9 FG% | 40.2 3PT% | 83.1 FT% |

Moses Delivers

- Razorback freshman Moses Moody led the team – and ranked **third in the SEC in scoring** (16.8 ppg).
- **He is just the sixth freshman to led UA in points per game during a season**
 - ^ George Kok (18.7 in 1944-45)
 - ^ Scotty Thurman (17.4 in 1992-93)
 - ^ Joe Johnson (16.0 in 1999-00)
 - ^ Jonathon Modica (11.5 in 2002-03)
 - ^ Patrick Beverley (13.9 in 2006-07)
- **Moody, with 539 points in 2020-21, was one point shy of the Arkansas freshman scoring record of 540 set by Scotty Thurman.**
- He was the only Hog to make a 3-pointer in each of the first 14 games before going 0-of-4 in game 15 vs Auburn. He has made a 3-pointer in 27 of 31 games.
- Moody had consecutive free throw streaks of 15, 13, 12 and 12 this season.
 - ^ **Moody was 5th in the NCAA / 2nd in the SEC in free throws made (151).**
 - ^ **Moody set the Arkansas freshman for free throws made (151) and attempted (186) in 32 games. The previous mark was 116-of-169 by Kareem Reid in 1995-96 (in 33 games).**

"Zero" Coincidence

- There was "zero" coincidence that Arkansas won 12 straight SEC games – and 15 of the last 18 – thanks to #0 a "healthy" Justin Smith.
- Smith was injured in the first half of the SEC season-opening win at Auburn and had ankle surgery the next day (Jan. 1). Arkansas lost three of the next four games with Smith sidelined and dropped a decision at Alabama with a limited Smith back in the lineup – 14 days after his surgery.
- Since that Alabama game, Arkansas finished the season 15-3. **The Hogs were 24-4 with Smith in the starting lineup**
 - ^ lost at Alabama in perhaps a premature return to the lineup
 - ^ lost a four-point game at Oklahoma State - game was tied with 30 seconds to go
 - ^ lost a six-point game to LSU in the SEC semis - a game Arkansas was down 1 with 37 seconds left
 - ^ lost a nine-point game to Baylor in the NCAA Elite 8
- **Over the last 18 games, Smith averaged 15.1 ppg and 7.7 rpg while shooting 59.3% from the field with 39 assists (2.2 avg) and 23 steals (1.3).**
 - Vs Mississippi State, Smith had a double-double with 10 points and 10 rebounds.
 - At Oklahoma State, Smith led the team in scoring (18), rebounds (7) and assists, tying his career-high.
 - At Missouri, Smith led the team in scoring (19) and rebounds (6) and tied for the team lead in assists (3).
 - Vs Florida, Smith had 15 points (7=9 FG) with six rebounds and career-highs in steals (5) and assists (4).
 - Vs Alabama, Smith had a double-double with 11 points and 12 rebounds.
 - Vs LSU, Smith recorded his second-straight double-double (19 pts & 10 reb)
 - At South Carolina, Smith had 22 points and 8 rebounds.
 - Had 21 points and 8 rebounds in the SEC quarterfinal win over Missouri with three assists and two steals
 - Added 21 points (10-of-13 FG) and seven rebounds vs LSU in the SEC semis.
 - Versus Colgate, had a career-high 27 points – making a career-high 11-of-13 at the free throw line – while tying a career-high with five steals ... He added 12 rebounds for his fifth double-double this season.
 - Versus Texas Tech, he scored 10 in both halves to lead the team with 20 points.
 - Versus Oral Roberts, Smith had his sixth double-double of the year with 12 points and 14 rebounds, including 11 offensive boards.
 - Versus Baylor, was 5-of-9 from the field for 10 points, tied for the team lead with six boards and had three assist with zero turnovers.

Patrick On Australian National Team Staff

Basketball Australia released its Australian Men's Basketball Squad for the Tokyo 2020 Olympic Games, and it was announced that University of Arkansas associate head basketball coach David Patrick will serve as assistant coach for this campaign.

Patrick has previously served on the "Boomers" staff, helping the National Team qualify for the Olympics with its performance at the 2019 FIBA Basketball World Cup. Brian Goorjian, who led the National Team at the 2004 and 2008 Olympics, returned to the Boomers as head coach in November 2020 and has asked Patrick to remain on staff this summer.


"I am honored to once again serve with the Australian National team," Patrick said. "I am thrilled Coach Goorjian elected to have me be a part of his staff. We have a lot of NBA, NBL and world-class talent on this squad. Having Coach Goorjian back as the head coach gives us a great opportunity to win a gold medal. I have deep roots in Australia and know the great talent the country has and continues to produce. This is a great honor, and I am thankful to Arkansas head coach Eric Musselman and everyone at the University for allowing me to pursue this opportunity."

The Boomers, currently ranked #3 in the world, reached the semifinals at the 2019 FIBA World Cup.

This Australian Squad includes three NBA players Patrick recruited and coached at previous collegiate coaching stops, including **Patty Mills** (San Antonio Spurs), **Matthew Dellavedova** (Cleveland Cavaliers) and **Ben Simmons** (Philadelphia 76ers).

"Coach Patrick is highly regarded for his coaching and teaching capabilities as well as his personal qualities," said Jan Stirling, general manager High Performance Basketball Australia. "He brings added value of having a deep understanding of our Australian basketball system. Like us, Arkansas has also recognized his depth of knowledge and experience as a respected and valued member to the program and community."

Patrick grew up in Melbourne, Australia, and moved to the United States during high school. He calls himself the "Bermuda Triangle" as he was born in Bermuda and has tri-citizenship in Bermuda, Australia and the United States.



No One Made 2 Bigger Plays Than Tate One Week, Except Maybe Davis; But The Again...

• Jalen Tate was not named the SEC Player of the Week after leading Arkansas to two road wins at Kentucky and at #10 Missouri. However, it would be hard to argue no player made two bigger plays in clutch moments that led to a win ... except his own teammates.

1A. At Kentucky and Arkansas down one, **JALEN TATE** got an offensive rebound with seven seconds left, was fouled and sank two free throws to give Arkansas an 81-80 lead.

1B. Kentucky still had a chance but **DAVONTE DAVIS** followed through with his prediction during a timeout between Tate's free throws that he would make the game winning steal.

2A. With Arkansas up one and 21 seconds left in overtime, Missouri's Dru Smith looked to have a clean line to the basket for a layup. However, **JALEN TATE** chased him down from behind and blocked the shot.

2B. Tate's block was initially ruled basket interference. After review, it was deemed a clean block. However, by rule, the ball was dead and went to Missouri on alternating possession. On the ensuing play, **MOSES MOODY** stripped Parker Braun, was fouled and made two free throws to put the Hogs up three with 12 seconds left.

2C. With the game still in doubt after Moody's free throws, **DAVONTE DAVIS** picked up Xavier Pinson three-quarter court and got his hand on Pinson's final shot attempt with 3.7 seconds left that Justin Smith grabbed.

2D. **JUSTIN SMITH** was fouled, made both free throws to seal the win.

• **THAT BEING SAID, MOSES MOODY was named the College Sports Madness SEC Player of the Week for the win over Kentucky and Mizzou.**

Sixth Man Has Fourth-Best; Was Feeling It vs Baylor

• JD Notae carried Arkansas in its SEC quarterfinal win over Missouri.

^ Notae scored 27 points, his best as a Razorback and the fourth-best output of his career.

^ It was his fifth 20-point game of the season and his 20th 20-point game of his career.

^ Scored 12 points during a 16-0 run in the first half to turn a 10-pt deficit (Mizzou's largest lead) into a 6-pt lead

^ Scored 16 of the team's 32 first-half points.

^ Made a desperation bank shot in the lane as the shot clock was expiring and 1:19 left in the game to put the Hogs' up five (65-60).

• Notae was on fire in the Baylor game before fouling out with 11 minutes left with 14 points in 14:47 minutes played. He was 5-of-6 from the field and 2-of-2 from 3-point.

J Tate the Great

• **Jalen Tate was exactly what was expected of him ... a long, lock-down defender that is a strong rebounder and pass-first point guard that can score. In other words a stat sheet stuffer.**

• **During Arkansas' 12-game SEC win streak, Tate averaged 11.6 ppg with a team-best 41 assists and a team-best 17 steals while shooting 50% from the field and 35.5% from 3PT.**

• **Versus Colgate, Tate scored 17 points and tied a season-high with seven rebounds. He added four assists and only committed one turnover in 38:13.**

• **Versus Texas Tech, Tate was just 2-of-9 from the field but scored 10 points as he made 6-of-6 free throws.**

• **IN THE NCAA TOURNEY, TATE**

- **Ranked 2nd on the team with 15.5 ppg**

- **Averaging 4.5 rebounds**

- **Led the team with 14 assists**

- **Was 19-of-22 (.864) from the free throw line.**

- **Shot 43.5% from the field and was 3-of-9 from 3-point**

^ He scored at least 12+ points 17 times this season.

^ Thanks to a career-high 11 assists versus UCA and adding 10 versus Georgia, he has a team-best 113 assists.

^ In both his double-doubles (UCA and UGA), Tate had a combined 21 assists with just one turnover.

^ Has at least four rebounds 19 times

This Devo Gets Satisfaction

• Davonte "Devo" Davis made a name for himself in the second half of the season for making clutch plays in key moments.

^ At Kentucky: Had a steal in the steal in the final seconds to seal the win

^ At Missouri: Up 3 pts, blocked a 3-pt shot with 3.7 seconds to seal the win

^ Vs. Texas A&M: Had two steals in the final minute to seal the win

^ Vs. Colgate, he had steals on back-to-back possessions to start a 17-0 run to end the first half with a layup at the buzzer to give Arkansas a 36-33 lead.

^ Vs. Texas Tech, Red Raider leading scorer had zero shot attempts over the final 10 minutes - was 0-of-1 FT - while scoring 15 point and grabbing six boards.

4 Hogs Top 1,000

• Although Arkansas' roster has a lot of new faces, the roster has a lot of experience.

• Vance Jackson Jr., drained four 3-pointers during a 28-0 run in the first half of the season opener. With his fourth triple, Jackson eclipsed the 1,000-point plateau. He also

grabbed his 500th career rebound in the game.

• Jalen Tate scored his 1,000th career point versus Central Arkansas and dished out his 300th career assist versus Lipscomb. With four boards in the Auburn win (1/20), he grabbed his 400th career rebound.

• JD Notae scored his 1,000th career point in just his 66th career game played (vs Central Arkansas).

• Justin Smith became the fourth member at Missouri. Needing just one point entering the game, the graduate transfer made two free throws at the 5:05 mark of the first half to break the barrier. With six rebounds vs Ole Miss, he eclipsed the 500-rebound plateau for his career.

PLAYER	CAREER PTS	TO REACH
VANCE JACKSON JR	1,089	Scored 1,000th career pt vs MVSU
JALEN TATE	1,302	Scored 1,000th career pt vs UCA
JD NOTAE	1,339	Scored 1,000th career pt vs UCA
JUSTIN SMITH	1,202	Scored 1,000th career pt at MIZ

Moody Honored Dec. 7 and Feb. 15

• Arkansas guard Moses Moody was named the **SEC Freshman of the Week** and **College Sports Madness SEC Player of the Week** on Dec. 7. He was also named the **College Sports Madness SEC Player of the Week** on Feb. 15.

HONOR Dec. 7

• Moody averaged 21 points, 8.5 rebounds and two assists in wins over UT Arlington and Lipscomb. He made 70 percent of his shots from the field (14-of-20) - including 4-of-6 from 3-point range - while going 10-of-13 at the free throw line.

• The Little Rock product had game highs with 24 points and nine rebounds versus UTA to become the first Razorback freshman since Booby Portis in 2014 to have at least 24 and nine in a game. He followed that with an 18-point, eight-rebound performance versus Lipscomb. Moody made 7-of-his-8 shots, including 2-of-3 from 3-point range, while adding three assists in just 24 minutes played.

HONOR Feb. 15

• Moody averaged 15.0 points with 6.0 rebounds but made several highlight reel plays.

- At Kentucky, he led the team with seven rebounds and, after sitting most of the first half due to foul trouble, played all 20 minutes of the second half with 11 points and five rebounds. He made a steal that led to a fastbreak layup.

- At Missouri, he scored Arkansas' first seven points before picking up two early fouls and sitting most of the half. He finished with 16 points (6-of-6 at the FT line), five rebounds, two steals and two blocked shots. He played the final 25 minutes and three big plays in overtime.

1. Sank two free throws with 1:17 left to give Arkansas a one-point lead

2. Down one, had a key assist to put the Hogs back up one (82-81) with 58 ticks left

3. Up one and after Missouri retained possession on a "jump ball", Moody got a steal with 12 ticks left and he was fouled. He made both free throws to put the Hogs up three.

Moody Doubles Up as SEC Freshman of the Week

• Moses Moody was named the SEC Freshman of the Week in each of the last two weeks of the regular season.

^ First, Moody helped Arkansas get wins over the top two teams in the SEC (Alabama and LSU, who was tied for 2nd with Arkansas). Second, Arkansas closed the year with a road win at South Carolina and a home win versus Texas A&M.

MARCH 1 HONOR

• Averaged 21.0 points and 6.5 rebounds and was a combined 27-of-33 at the free throw line in the two games.

• Set career highs in both games for assists and had a career-high for blocked shots.

• **ALABAMA:** 24 points - 5 rebounds - 4 assists - 3 blocked shots - 1 steal

• **LSU:** 18 points - 8 rebounds - 5 assists

MARCH 8 HONOR

• Averaged 28.0 points and 6.0 rebounds. Marked the 3rd time he scored a career-high 28.

• Combined 19-of-30 (63.5%) from the field and 9-of-17 (52.9%) in the two games.

• Played 70 minutes in the two game with **ZERO TURNOVERS.**

• **At South Carolina:** 28 points - 7 rebounds - 2 assists - 2 steals

• **Versus Texas A&M:** 28 points - 5 rebounds - 2 assists - 2 steals - Made a career-high 5 3-pointers (5-of-8)

Made a crucial block at the rim on a dunk attempt with the game tied and 1:30 left in the contest.

3-Ball Streak

• On Feb. 9, 2019, Mason Jones made a 3-pointer at 18:43 of the first half at South Carolina to mark the 1,000th-straight game Arkansas made at least one triple.

• Arkansas ranks third on the NCAA active list of teams that have made at least one 3-pointer.

1. UNLV 1,129 consecutive games

2. Duke 1,113 consecutive games

3. ARKANSAS 1,075 CONSECUTIVE GAMES

4. Western Kentucky 1,069 consecutive games

• UNLV and Princeton (959 straight games) have made a 3-pointer in every game since the NCAA adopted the rule in 1986-87.

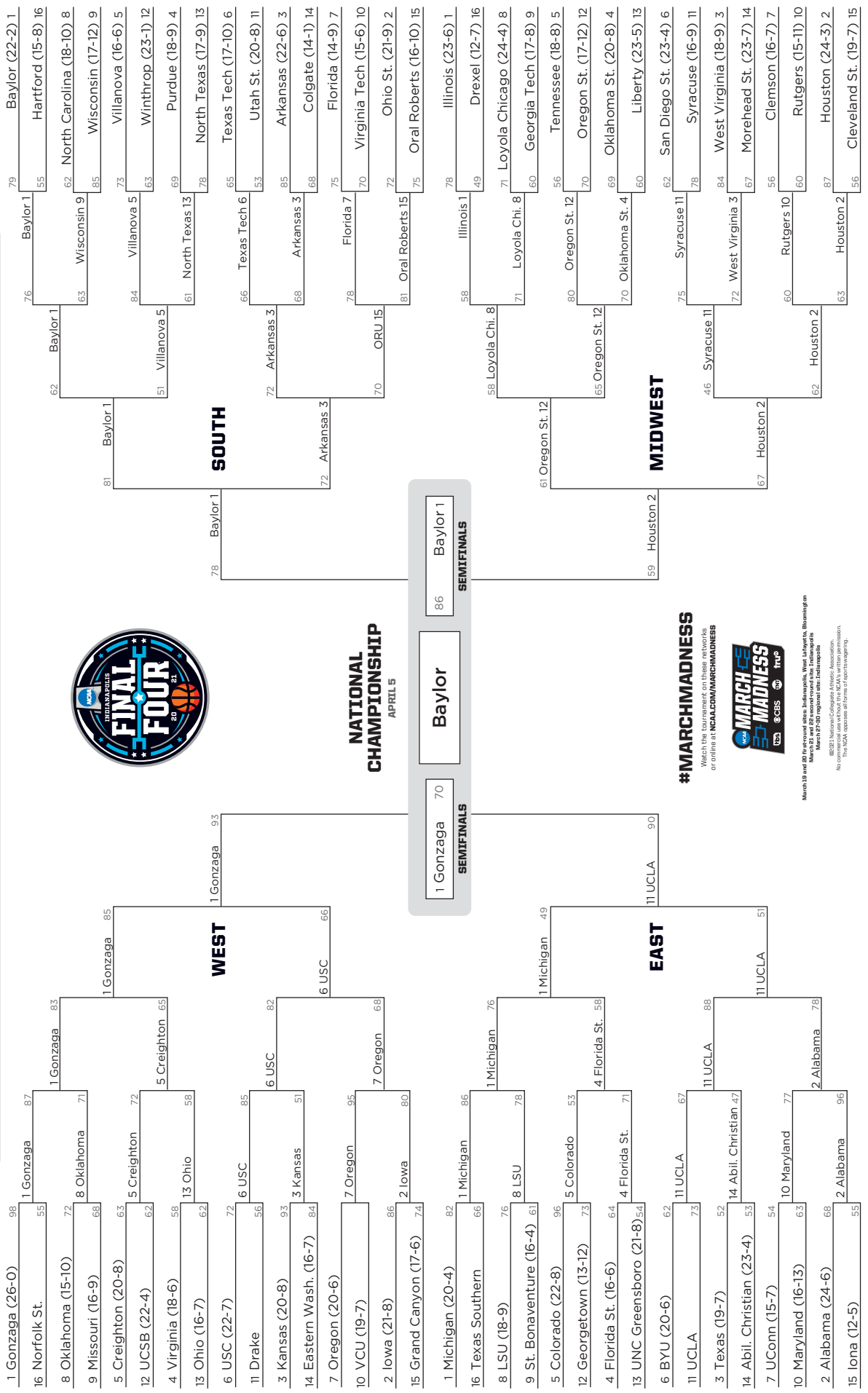
• **The last game Arkansas did not make a 3-pointer was when the Razorbacks went 0-for-2 at Texas on Jan. 07, 1989.**

2021 NCAA DIVISION I MEN'S BASKETBALL CHAMPIONSHIP



FIRST ROUND MARCH 20 **SWEET 16** MARCH 28 **ELITE 8** MARCH 30 **NATIONAL SEMIFINALS** APRIL 3 **FIRST FOUR** MARCH 18 **NATIONAL SEMIFINALS** APRIL 3 **ELITE 8** MARCH 29 **SWEET 16** MARCH 27 **SECOND ROUND** MARCH 21 **FIRST ROUND** MARCH 19



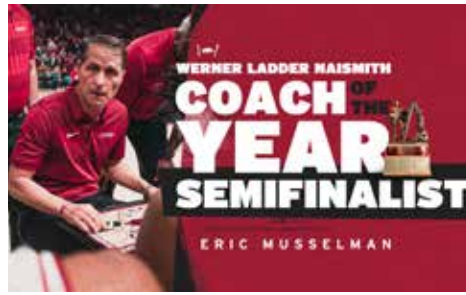
16 Norfolk St. (16-7) 54 11 Wichita St. (16-5) 52 52 Mt. St. Mary's (12-10) 16 80 Michigan St. (15-12) 11
 16 App St. (17-11) 53 11 Drake (25-4) 53 60 Texas So. (16-8) 16 86 UCLA (17-9) 11



#MARCHMADNESS
 Watch the tournament on these networks or online at NCAA.com/MARCHMADNESS



March 18 and 20 are broadcast on ESPN, ESPN2, West Coast Sports, ESPN3 on March 23 and 25 and on the ESPN app. March 23 and 25 are broadcast on ESPN2, ESPN3, and the ESPN app. ©2021 National Collegiate Athletic Association. All rights reserved. The NCAA opposes all forms of sports wagering.





2021 SEC POSTSEASON HONORS

FIRST TEAM ALL-SEC - AP

Herb Jones, Alabama
MOSES MOODY, ARKANSAS
 Scotty Pippen Jr., Vanderbilt
 Cameron Thomas, LSU
 Trendon Watford, LSU

SECOND TEAM ALL-SEC - AP

Tre Mann, Florida
 Sahvir Wheeler, Georgia
 John Petty, Alabama
 Jeremiah Tilmon, Missouri
 Dru Smith, Missouri

"OF THE YEAR" HONORS - AP

Coach of the Year: Nate Oats, Alabama
 Player of the Year: Herbert Jones, Alabama
Newcomer of the Year: MOSES MOODY, Arkansas





FIRST TEAM ALL-SEC - COACHES

Herbert Jones, Alabama
 John Petty Jr., Alabama
MOSES MOODY, ARKANSAS
 Tre Mann, Florida
 Cameron Thomas, LSU
 Devontae Shuler, Ole Miss
 Dru Smith, Missouri
 Scotty Pippen Jr., Vanderbilt

SECOND TEAM ALL-SEC - COACHES

Jaden Shackelford, Alabama
 Colin Castleton, Florida
 Sahvir Wheeler, Georgia
 Javonte Smart, LSU
 Trendon Watford, LSU
 D.J. Stewart Jr., Mississippi State
 Jeremiah Tilmon, Missouri
 AJ Lawson, South Carolina



SEC ALL-FRESHMAN - COACHES

Joshua Primo, Alabama
MOSES MOODY, ARKANSAS
 Sharife Cooper, Auburn
 KD Johnson, Georgia
 Isaiah Jackson, Kentucky
 Cameron Thomas, LSU
 Keon Johnson, Tennessee
 Jaden Springer, Tennessee

SEC ALL-DEFENSIVE - COACHES

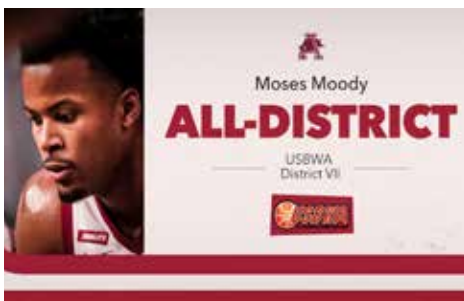
Herbert Jones, Alabama
 Isaiah Jackson, Kentucky
 Abdul Ado, Mississippi State
 Dru Smith, Missouri
 Yves Pons, Tennessee

"OF THE YEAR" HONORS - COACHES

Coach of the Year: Nate Oats, Alabama
 Player of the Year: Herbert Jones, Alabama
 Scholar-Athlete of the Year: Dylan Disu, Vanderbilt
Freshman of the Year: MOSES MOODY, Arkansas
Sixth-Man of the Year: JD NOTAE, Arkansas
 Defensive Player of the Year: Herbert Jones, Alabama

SEC COMMUNITY SERVICE TEAM

Tyler Jones, Alabama
MOSES MOODY, ARKANSAS
 Babatunde Akingbola, Auburn
 Anthony Duruji, Florida
 P.J. Horne, Georgia
 Olivier Sarr, Kentucky
 Andre Hyatt, LSU
 Jarkel Joiner, Ole Miss
 Abdul Ado, Mississippi State
 Mitchell Smith, Missouri
 Alanzo Frink, South Carolina
 John Fulkerson, Tennessee
 Emanuel Miller, Texas A&M
 Isaiah Rice, Vanderbilt



SEC IN THE POSTSEASON

NCAA TOURNAMENT	
Friday, March 19	FIRST ROUND
South 1st Round	7 Florida 75, 10 Virginia Tech 70
South 1st Round	3 Arkansas 85, 14 Colgate 68
Midwest 1st Round	12 Oregon State 70, 5 Tennessee 56
Saturday, March 20	
East 1st Round	8 LSU 76, 9 St. Bonaventure 61
East 1st Round	2 Alabama 68, 15 Iona 55
West 1st Round	8 Oklahoma 72, 9 Missouri 68
Sunday, March 21	SECOND ROUND
South 2nd Round	3 Arkansas 68, 6 Texas Tech 66
South 2nd Round	15 Oral Roberts 81, 7 Florida 78
Monday, March 22	
East 2nd Round	1 Michigan 86, 8 LSU 78
East 2nd Round	2 Alabama 96, 10 Maryland 77
Saturday, March 27	SWEET 16
South Region Semifinal	3 Arkansas 72, 15 Oral Roberts 70
Sunday, March 28	
East Region Semifinal	11 UCLA 88, 2 Alabama 78 ot
Monday, March 29	ELITE 8
South Region Final	1 Baylor 81, 3 Arkansas 72

NATIONAL INVITATION TOURNAMENT

Friday, March 19	FIRST ROUND
1st Rd	4 Louisiana Tech 70, 1 Ole Miss 61
Saturday, March 20	
1st Rd	4 Mississippi St 74, 1 Saint Louis 68
Thursday, March 25	QUARTERFINAL
Quarterfinal	4 Mississippi St 68, 2 Richmond 67
Saturday, March 27	SEMIFINAL
Semifinal	4 Mississippi St 84, 4 La Tech 62
Sunday, March 28	CHAMPIONSHIP
Championship	1 Memphis 77, 4 Mississippi St 64

2020-21 SEC PRESEASON MEDIA POLL

- | | |
|--------------------|-----------------------|
| 1. Tennessee | 8. South Carolina |
| 2. Kentucky | 9. Ole Miss |
| 3. LSU | 10. Missouri |
| 4. Florida | 11. Texas A&M |
| 5. Alabama | 12. Mississippi State |
| 6. ARKANSAS | 13. Georgia |
| 7. Auburn | 14. Vanderbilt |

2020-21 SEC STANDINGS										
FINAL										
	SEC	PCT.	HOME	AWAY	OVERALL	PCT.	HOME	ROAD	NEUTRAL	STRK
1. ALABAMA	16-2	.889	9-0	7-2	26-7	.788	12-1	7-3	7-3	L1
2. ARKANSAS	13-4	.765	8-1	5-3	25-7	.781	16-1	5-4	4-2	L1
3. LSU	11-6	.647	7-1	4-5	19-10	.655	11-2	4-6	4-2	L1
4. TENNESSEE	10-7	.588	6-3	4-4	18-9	.667	13-3	4-4	1-2	L2
5. FLORIDA	9-7	.563	5-3	4-4	15-10	.600	6-3	5-5	4-2	L1
6. OLE MISS	10-8	.556	6-3	4-5	16-12	.571	10-4	5-6	1-2	L2
7. MISSOURI	8-8	.500	3-4	5-4	16-10	.615	8-4	6-4	2-2	L2
8. KENTUCKY	8-9	.471	4-4	4-5	9-16	.375	5-6	4-6	0-4	L1
9. MISSISSIPPI STATE	8-10	.444	3-6	5-4	18-15	.546	9-6	5-4	4-5	L1
10. GEORGIA	7-11	.389	5-5	2-6	14-12	.539	12-5	2-6	0-1	L2
AUBURN	7-11	.389	4-5	3-6	13-14	.482	8-5	3-8	2-1	L1
12. SOUTH CAROLINA	4-12	.250	2-6	2-6	6-15	.286	3-6	2-7	1-2	L3
13. TEXAS A&M	2-8	.200	1-4	1-4	8-10	.444	6-4	2-4	0-2	L3
14. VANDERBILT	3-13	.188	2-6	1-7	9-16	.360	6-7	2-8	1-1	L1

AP (FINAL - Mar 15)

1 Gonzaga (60)	26-0	1,500
2 Illinois	23-6	1,415
3 BAYLOR	22-2	1,397
4 Michigan	20-4	1,280
5 ALABAMA	24-6	1,242
6 Houston	24-3	1,145
7 Ohio State	21-9	1,138
8 Iowa	21-8	1,132
9 Texas	19-7	993
10 ARKANSAS	22-6	895
11 OKLAHOMA ST	20-8	891
12 Kansas	20-8	803
13 West Virginia	18-9	745
14 Florida State	16-6	651
15 Virginia	18-6	584
16 San Diego State	23-4	521
17 Loyola Chicago	24-4	513
18 Villanova	16-6	490
19 Creighton	20-8	411
20 Purdue	18-9	382
21 TEXAS TECH	17-10	271
22 Colorado	22-8	243
23 BYU	20-6	125
24 Southern Cal	22-7	125
25 Virginia Tech	15-6	118

COACHES (FINAL - Apr 6)

1 Baylor	28-2	800
2 Gonzaga	31-1	768
3 Houston	28-4	714
4 Michigan	23-5	655
5 ALABAMA	26-7	623
6 ARKANSAS	25-7	599
7 UCLA	22-10	590
8 Illinois	24-7	527
9 Southern Cal	25-8	467
10 Florida State	18-7	451
11 Villanova	18-7	409
12 Loyola-Chicago	26-5	407
13 Iowa	22-9	404
14 Creighton	22-9	340
15 Ohio State	21-10	303
16 Kansas	21-9	295
17 Oregon	22-7	280
18 West Virginia	19-10	277
19 OKLAHOMA ST	21-9	250
20 Oregon State	20-13	229
21 Texas	19-8	151
22 TEXAS TECH	18-11	148
23 Colorado	23-9	136
24 Virginia	18-7	131
25 Syracuse	18-10	112

HOGS IN THE POLLS

WEEK	AP	COACH	NET
Preseason	--	RV/#45	NA
Nov. 30	RV/#40	No Poll	NA
Dec. 7	--	RV/#38	NA
Dec. 14	RV/#38	RV/#39	NA
Dec. 21	RV/#29	RV/#28	NA
Dec. 28	RV/#29	RV/#31	NA
Jan. 4	RV/#37	RV/#34	24
Jan. 11	RV/#35	RV/#39	20
Jan. 18	--	--	35
Jan. 25	--	RV/#38	33
Feb. 1	--	--	33
Feb. 8	RV/#40	RV/#41	29
Feb. 15	24	RV/#28	24
Feb. 22	20	20	26
Mar. 1	12	13	19
Mar. 8	8	8	16
Mar. 15	10	10	14
Apr. 6	No Poll	6	14

THE LAST TIME ARKANSAS

• Ranked on AP Poll Date		
Top 16-25: #20	02/22/21	#25: 6-2 W. Iona 11/30/14
Top 11-15: #12	03/01/21	#24: 7-0 W. Florida 2/16/21
Top 6-10: #10	03/15/21	#23: 6-1 W. at Vanderbilt 1/10/15
Top 2-5: #5	03/07/95	#22: 8-5 L. at Auburn 1/6/18
No. 1: #1	'94-95 Preseason	#21: 6-4 L. North Texas 12/5/00
• Vs. Ranked AP Opp - Last Win		
Top 25: 101-155 (LAST W. vs. #6 Alabama 2021)		#20: 19-5 W. LSU 2/21/21
#25: 3-4 Vanderbilt 1/31/12		#19: 16-7 L. Ole Miss 1/17/15
#24: 1-3 Vanderbilt 2/23/00		#18: 18-8 L. LSU 3/7/15
#23: 3-7 vs Florida (SEC) 3/9/18		#17: 14-6 L. #21 Iowa (NCAA) 3/13/99
#22: 4-2 Kentucky (OT) 2/23/11		#16: 13-6 L. #7 Kentucky (SEC) 3/7/98
#21: 5-3 Texas Tech (NCAA) 3/21/21		#15: 16-3 L. Southern Miss 1/18/00
#20: 10-5 Michigan 1/21/12		#14: 28-4 W. Vanderbilt 2/7/98
#19: 8-3 at LSU 2/21/19		#13: 13-3 W. Centenary 12/18/97
#18: 5-7 at Ole Miss 1/31/10		#12: 21-8 W. Texas A&M 3/6/21
#17: 2-3 at Kentucky 2/20/07		#11: 20-6 W. South Carolina 2/15/92
#16: 3-7 LSU 1/20/14		#10: 15-4 L. Baylor (NCAA) 3/29/21
#15: 3-5 Mississippi State 1/7/12		#9: 21-6 W. #5 Kentucky 1/29/95
#14: 4-7 Auburn 2/27/18		#8: 9-10 L. LSU (SEC) 3/13/21
#13: 6-3 Kentucky (OT) 1/14/14		#7: 18-2 W. Auburn 3/4/95
#12: 6-9 Alabama 12/07/15		#6: 21-3 L. UCLA (NCAA) 4/3/95
#11: 5-8 Missouri 1/25/95		#5: 13-8 L. #3 Kentucky (SEC) 3/12/95
#10: 5-4 at Missouri 02/13/21		#4: 13-2 W. at Missouri 12/3/94
#9: 2-5 Arizona 04/02/94		#3: 30-5 W. Tennessee 1/7/95
#8: 3-4 Alabama 1/6/07		#2: 38-4 W. Duke (NCAA) 4/4/94
#7: 1-5 Texas 1/6/09		#1: 16-4 W. #14 Georgetown 11/27/94
#6: 6-11 Alabama 2/24/21		
#5: 4-4 Texas A&M 1/27/16		
#4: 5-12 Oklahoma 12/30/08		
#3: 0-15 -- --		
#2: 6-8 Florida 2/5/13		
#1: 1-11 vs. UNC (at PB) 2/12/84		

As Ranked by # - Last Time

AS TOP 25: 404-116		
#25: 6-2 W. Iona 11/30/14		
#24: 7-0 W. Florida 2/16/21		
#23: 6-1 W. at Vanderbilt 1/10/15		
#22: 8-5 L. at Auburn 1/6/18		
#21: 6-4 L. North Texas 12/5/00		
#20: 19-5 W. LSU 2/21/21		
#19: 16-7 L. Ole Miss 1/17/15		
#18: 18-8 L. LSU 3/7/15		
#17: 14-6 L. #21 Iowa (NCAA) 3/13/99		
#16: 13-6 L. #7 Kentucky (SEC) 3/7/98		
#15: 16-3 L. Southern Miss 1/18/00		
#14: 28-4 W. Vanderbilt 2/7/98		
#13: 13-3 W. Centenary 12/18/97		
#12: 21-8 W. Texas A&M 3/6/21		
#11: 20-6 W. South Carolina 2/15/92		
#10: 15-4 L. Baylor (NCAA) 3/29/21		
#9: 21-6 W. #5 Kentucky 1/29/95		
#8: 9-10 L. LSU (SEC) 3/13/21		
#7: 18-2 W. Auburn 3/4/95		
#6: 21-3 L. UCLA (NCAA) 4/3/95		
#5: 13-8 L. #3 Kentucky (SEC) 3/12/95		
#4: 13-2 W. at Missouri 12/3/94		
#3: 30-5 W. Tennessee 1/7/95		
#2: 38-4 W. Duke (NCAA) 4/4/94		
#1: 16-4 W. #14 Georgetown 11/27/94		

Last Time Beat Ranked Opp.

• HOME •	• ROAD •
#25: Vandy 1/31/12	-- (0-0)
#24: Vandy 2/23/00	-- (0-0)
#23: LSU 3/3/92	Texas 3/3/91
#22: Kentucky 2/23/11	-- (0-1)
#21: Texas A&M 2/17/18	S. Carolina 2/15/17
#20: Michigan 1/21/12	Alabama 2/28/01
#19: Auburn 3/5/00	LSU 2/2/19
#18: Vandy 3/1/08	Ole Miss 1/31/10
#17: Ole Miss 2/5/10	Kentucky 2/27/14
#16: LSU 1/20/07	-- (0-4)
#15: Miss State 1/7/12	-- (0-2)
#14: Auburn 2/27/18	-- (0-3)
#13: Kentucky 1/14/14	-- (0-1)
#12: Texas 2/6/82	-- (0-5)
#11: Missouri 12/5/95	Texas 2/1/79
#10: Florida 2/18/06	Missouri 2/13/21
#9: --	Arizona 12/6/92
#8: Alabama 1/6/07	Kentucky 1/25/92
#7: Texas 1/6/09	-- (0-1)
#6: Alabama 2/24/21	-- (0-5)
#5: Texas A&M 1/27/16	-- (0-1)
#4: Oklahoma 12/30/08	Kentucky 2/9/94
#3: --	-- (0-3)
#2: Florida 2/5/13	-- (0-5)
#1: --	-- (0-2)

* Note: beat #1 UNC (2/12/84) in Pine Bluff

RECEIVING VOTES: Georgia Tech 103, **TENNESSEE 72**, St. Bonaventure 71, Connecticut 62, **LSU 54**, Oregon 40, Oklahoma 40, Wisconsin 26, Winthrop 10, Clemson 5, UC Santa Barbara 2, **MISSOURI 2**, Cleveland State 2, Georgetown 1

RECEIVING VOTES: San Diego St. 63; **ORAL ROBERTS 57**; Purdue 54; Oklahoma 48; Wisconsin 27; Virginia Tech 16; Brigham Young 12; Drake 9; Winthrop 8; **FLORIDA 8**; Maryland 7; Connecticut 6; Rutgers 5; **LSU 5**; Clemson 5; Memphis 2; **TENNESSEE 1**; Georgia Tech 1.

Versus 2020-21 Opponents

NON-CONFERENCE

SCHOOL	GMS	SERIES RECORD	H	A	N	LAST MEETING
Abilene Christian	1	Arkansas Leads, 1-0	1-0	0-0	0-0	H - W, 85-72 (12/20/20)
Baylor	144	Arkansas Leads, 96-48	53-11	37-32	6-5	N - L, 72-81 (03/29/21)
Central Arkansas	7	Arkansas Leads, 7-0	4-0	3-0	0-0	H - W, 100-75 (12/12/20)
Colgate	1	Arkansas Leads, 1-0	0-0	0-0	1-0	N - W, 85-68 (03/19/21)
Lipscomb	2	Arkansas Leads, 2-0	2-0	0-0	0-0	H - W, 86-50 (12/05/20)
Miss Valley State	6	Arkansas Leads, 6-0	6-0	0-0	0-0	H - W, 142-62 (11/25/20)
North Texas	16	Arkansas Leads, 16-0	9-0	1-0	6-0	H - W, 69-54 (11/28/20)
Oklahoma State	53	Arkansas Trails, 15-38	10-9	4-14	1-5	A - L, 77-81 (01/30/21)
Oral Roberts	14	Arkansas Leads, 12-2	8-0	1-2	3-0	N - W, 72-70 (03/37/21)
Southern	3	Arkansas Leads, 3-0	2-0	0-0	1-0	H - W, 79-44 (12/09/20)
Texas-Arlington	9	Arkansas Leads, 9-0	7-0	1-0	1-0	H - W, 72-60 (12/02/20)
Texas Tech	80	Arkansas Trails, 40-40	24-11	11-24	5-5	N - W, 68-66 (03/21/21)

SOUTHEASTERN CONFERENCE

SCHOOL	GMS	SERIES RECORD	H	A	N	LAST MEETING
Alabama	65	Arkansas Leads, 36-29	20-6	8-21	8-2	H - W, 81-66 (02/24/21)
• SEC Only	55	Arkansas Leads, 29-26	20-6	8-19	1-1	
Auburn	56	Arkansas Leads, 36-20	22-5	13-14	1-1	H - W, 75-73 (01/20/21)
• SEC Only	55	Arkansas Leads, 36-19	22-5	13-14	1-0	
Florida	39	Arkansas Trails, 13-26	9-7	2-14	2-5	H - W, 75-64 (02/16/21)
• SEC Only	39	SAME	SAME	SAME	SAME	
Georgia	40	Arkansas Leads, 24-16	12-3	6-10	6-3	H - W, 99-69 (01/09/21)
• SEC Only	40	SAME	SAME	SAME	SAME	
Kentucky	45	Arkansas Trails, 12-33	7-8	4-15	1-10	A - W, 81-80 (02/09/21)
• SEC Only	40	Arkansas Trails, 12-28	7-8	4-13	1-8	
LSU	72	Arkansas Leads, 38-34	21-8	12-19	5-7	N - L, 78-71 (03/13/21)
• SEC Only	63	Arkansas Leads, 34-29	21-8	11-18	2-3	
Ole Miss	83	Arkansas Leads, 50-33	17-11	9-20	24-2	H - W, 74-59 (01/27/21)
• SEC Only	54	Arkansas Leads, 28-27	17-10	9-18	1-0	
Mississippi State	65	Arkansas Leads, 34-31	22-8	7-22	5-1	H - W, 61-45 (02/02/21)
• SEC Only	56	Arkansas Leads, 29-27	21-7	6-20	2-0	
Missouri	56	Arkansas Leads, 30-26	17-10	11-16	2-0	N - W, 70-64 (03/12/21)
• SEC Only	19	Arkansas Leads, 11-8	7-2	3-6	1-0	
South Carolina	36	Arkansas Leads, 21-15	11-5	7-8	3-2	A - W, 101-73 (03/02/21)
• SEC Only	36	SAME	SAME	SAME	SAME	
Tennessee	44	Arkansas Trails, 21-23	11-4	4-14	6-5	A - L, 79-74 (01/06/21)
• SEC Only	40	Arkansas Trails, 18-22	11-4	4-14	3-4	
Texas A&M	161	Arkansas Leads, 104-57	59-15	38-38	7-4	H - W, 87-80 (03/06/21)
• SEC Only	15	Arkansas Leads, 9-6	7-1	2-5	0-0	
Vanderbilt	41	Arkansas Leads, 29-12	16-3	8-8	5-1	H - W, 92-71 (01/23/21)
• SEC Only	39	Arkansas Leads, 28-11	15-3	8-7	5-1	

• ARKANSAS SINCE JOINING THE SOUTHEASTERN CONFERENCE •

Season	Coach	Record	Conference	Finish	SEC Seed	NCAA Seed	NCAA Postseason
1991-92	Nolan Richardson	26-8	13-3	1st Overall	#1-W	#3 Midwest	2nd Round
1992-93	Nolan Richardson	22-9	10-6	1st West	#1-W	#4 East	Sweet 16
1993-94	Nolan Richardson	31-3	14-2	1st Overall	#1-W	#1 Midwest	Champion
1994-95	Nolan Richardson	32-7	12-4	1st West	#1-W	#2 Midwest	Runner-up
1995-96	Nolan Richardson	20-13	9-7	T-2nd West	#2-W	#12 East	Sweet 16
1996-97	Nolan Richardson	18-14	8-8	2nd West	#2-W	--	NIT Final Four
1997-98	Nolan Richardson	24-9	11-5	2nd West	#2-W	#6 West	2nd Round
1998-99	Nolan Richardson	23-11	9-7	2nd West	#2-W	#4 West	2nd Round
1999-00	Nolan Richardson	19-15	7-9	3rd West	#3-W	#11 South	1st Round
2000-01	Nolan Richardson	20-11	10-6	2nd West	#2-W	#7 West	1st Round
2001-02	Nolan Richardson**	14-15	6-10	T-4th West	#5-W	--	
2002-03	Stan Heath	9-19	4-12	T-5th West	#6-W	--	
2003-04	Stan Heath	12-16	4-12	6th West	#6-W	--	
2004-05	Stan Heath	18-12	6-10	4th West	#4-W	--	
2005-06	Stan Heath	22-10	10-6	T-2nd West	#3-W	#8 Oakland	1st Round
2006-07	Stan Heath	21-14	7-9	3rd West	#3-W	#12 East	1st Round
2007-08	John Pelphrey	23-12	9-7	2nd West	#2-W	#9 East	2nd Round
2008-09	John Pelphrey	14-16	2-14	6th West	#6-W	--	
2009-10	John Pelphrey	14-18	7-9	T-3rd West	#3-W	--	
2010-11	John Pelphrey	18-13	7-9	T-3rd West	#4-W	--	
2011-12	Mike Anderson	18-14	6-10	9th	#9	--	
2012-13	Mike Anderson	19-13	10-8	7th	#7	--	
2013-14	Mike Anderson	22-12	10-8	5th	#5	--	NIT 2nd Round
2014-15	Mike Anderson	27-9	13-5	2nd	#2	#5 West	3rd Round
2015-16	Mike Anderson	16-16	9-9	8th	#9	--	
2016-17	Mike Anderson	26-10	12-6	3rd	#3	#8 South	2nd Round
2017-18	Mike Anderson	23-12	10-8	T-4th	#6	#7 East	1st Round
2018-19	Mike Anderson	18-16	8-10	T-9th	#9	--	NIT 2nd Round
2019-20	Eric Musselman	20-12	7-11	T-10th	#11	--	#
2020-21	Eric Musselman	25-7	13-4	2nd	#2	#3 South	Elite 8

** Mike Anderson was 1-1 as interim head coach.

- Due to Co-Vid 19, the SEC Tournament was canceled after Rd.1 and, on Feb. 12, the NCAA canceled all games for the season.

ARKANSAS IN THE 2020-21

FINAL



TEAM IN THE NCAA/SEC	NCAA	SEC	NO.
3-pt Field Goal Attempts (340 ranked)	27	3	702
Assist Turnover Ratio (340 ranked)	103	2	1.13
Assists Per Game (340 ranked)	80	4	14.6
Blocked Shots Per Game (340 ranked)	17	4	4.9
Defensive Rebounds per Game (340 ranked)	33	2	27.78
Fewest Fouls (340 ranked)	329	13	540
Fewest Turnovers (340 ranked)	320	10	412
Field-Goal Percentage (340 ranked)	100	5	45.1
Field-Goal Percentage Defense (340 ranked)	70	5	41.5
Free Throw Attempts (340 ranked)	5	1	677
Free Throws Made (340 ranked)	3	1	501
Free-Throw Percentage (340 ranked)	68	4	74
Offensive Rebounds Per Game (340 ranked)	44	8	11.94
Personal Fouls Per Game (340 ranked)	131	3	16.9
Rebound Margin (340 ranked)	57	3	4
Scoring Defense (340 ranked)	189	8	70.8
Scoring Margin (340 ranked)	24	1	10.6
Scoring Offense (340 ranked)	11	2	81.4
Steals Per Game (340 ranked)	48	4	7.8
Three Pt FG Defense (340 ranked)	174	9	33.6
Three-Point Field Goals Per Game (340 ranked)	169	5	7.3
Three-Point Field-Goal Percentage (340 ranked)	196	7	33.2
Total 3-point FGM (340 ranked)	40	4	233
Total Assists (340 ranked)	13	1	466
Total Blocks (340 ranked)	3	2	158
Total Rebounds (340 ranked)	5	3	1,271
Total Rebounds Per Game (340 ranked)	18	2	39.72
Total Steals (340 ranked)	7	2	25.1
Turnover Margin (340 ranked)	58	2	2.2
Turnovers Forced (340 ranked)	52	7	15.12
Turnovers Per Game (340 ranked)	151	3	12.9
Won-Lost Percentage (340 ranked)	17	2	78.1

RAZORBACKS IN THE NCAA/SEC

PLAYER	NCAA	SEC	NO.
3-pt Field Goal Attempts (347 ranked)	JD Notae	69	6
	Moses Moody	81	7
	Jalen Tate	230	6
Assist Turnover Ratio (350 ranked)	Jalen Tate	162	4
Assists Per Game (342 ranked)	Connor Vanover	45	5
Blocked Shots Per Game (346 ranked)	--	--	--
Defensive Rebounds per Game (350 ranked)	Justin Smith	79	6
Double Doubles (333 ranked)	Jalen Tate	333	16
	Justin Smith	41	2
Field-Goal Percentage (335 ranked)	Moses Moody	260	9
	Moses Moody	9	2
Free Throw Attempts (344 ranked)	JD Notae	98	10
	Justin Smith	287	24
Free Throws Made (341 ranked)	Moses Moody	5	2
	JD Notae	95	7
Free-Throw Percentage (350 ranked)	Moses Moody	130	9
	JD Notae	247	16
Minutes Per Game (350 ranked)	Moses Moody	170	7
Offensive Rebounds Per Game (350 ranked)	Justin Smith	26	2
	Moses Moody	251	17
Points Per Game (350 ranked)	Moses Moody	118	3
Rebounds Per Game (349 ranked)	Justin Smith	147	6
Steals Per Game (346 ranked)	JD Notae	197	12
Three-Point Field Goals Per Game (343 ranked)	Moses Moody	322	14
Three-Point Field-Goal Percentage (90 ranked)	--	--	--
Total 3-point FGM (347 ranked)	Moses Moody	101	6
	JD Notae	121	8
Total Assists (347 ranked)	Jalen Tate	47	2
Total Blocks (349 ranked)	Connor Vanover	27	4
	Moses Moody	250	18
	Justin Smith	318	21
	Jaylin Williams	318	21
Total Field Goal Attempts (347 ranked)	Moses Moody	27	3
	JD Notae	80	9
	Justin Smith	198	16
	Jalen Tate	290	22
Total Field Goals Made (338 ranked)	Moses Moody	49	5
	Justin Smith	71	7
	Jalen Tate	211	16
	JD Notae	216	17
Total Minutes (350 ranked)	Moses Moody	6	2
	Jalen Tate	65	9
	Justin Smith	122	14
Total Points (350 ranked)	Moses Moody	17	2
	JD Notae	120	10
	Justin Smith	191	15
	Jalen Tate	267	21
Total Rebounds (347 ranked)	Justin Smith	75	6
	Moses Moody	115	8
Total Steals (328 ranked)	JD Notae	47	4
	Davonte Davis	179	13
	Justin Smith	204	16
	Jalen Tate	204	16
	Moses Moody	236	18
	Desi Sills	236	18



ERIC MUSSELMAN ARKANSAS HEAD COACH

2021 JIM PHELAN COACH OF THE YEAR FINALIST
2021 WERNER LADDER NAISMITH MEN'S COACH OF THE YEAR SEMIFINALIST
2021 BASKETBALL TIMES MIDLANDS DISTRICT COACH OF THE YEAR
 155-52 • 6th year as collegiate head coach
 503-291 • 14 seasons as professional head coach

COLLEGIATE HEAD COACHING RECORD

Year	Overall	Conf	Finish	Conf Tourn	NCAA/CBI Postseason
2015-16	24-14	10-8	MW (T4th)	1-1	5-1 • CBI Champion
2016-17	28-7	14-4	MW (1st)	3-0 *	0-1 • #12 seed NCAA 1st Rd
2017-18	29-8	15-3	MW (1st)	1-1	2-1 • #7 seed NCAA Sweet 16
2018-19	29-5	15-3	MW (1st)	1-1	0-1 • #7 seed NCAA 1st Rd
2019-20	20-12	7-11	SEC (T10th)	1-0 +	Canceled
2020-21	25-7	13-4	SEC (2nd)	1-1	3-1 • #3 seed Elite 8
Totals	155-53	74-33		8-4	10-5 (5-4 NCAA / 5-1 CBI)

* - Tournament champion / + - SEC Tourney canceled after Rd 1

Eric Musselman was named Arkansas' 13th head men's basketball coach on April 7, 2019. He has over 30 years of coaching experience, including his sixth as a collegiate head coach and 14 as a professional head coach.

In his first six years as a collegiate head coach, Musselman has won at least 20 games each season (24, 28, 29, 29, 20 and 20).

Prior to entering the collegiate head coaching ranks, Musselman was a head coach for seven professional teams, including two seasons with the Golden State Warriors (2002-04) and one with the Sacramento Kings (2006-07). He has won over 550 games as a professional head coach with a combined winning percentage of .626 (553-330).

Musselman is married to Danyelle Sargent Musselman who has worked at ESPN, Fox Sports and the NFL Network as a broadcaster. Musselman has two sons, Michael and Matthew, and the couple has a daughter, Mariah.

Musselman's father Bill was also an NBA head coach and they were the first father-son combination to become head coaches in the NBA.

MUSSELMAN'S CAREER AS HEAD COACH

NOTE: Professional basketball **DOES NOT** count postseason toward season W-L record nor to head coach W-L record

Year	Team	League	Record	Note for the Season	Reg. Season Div./Conf. Finish	Postseason
1989-90	Rapid City	CBA	42-14	MOST WINS IN CBA	1st National Conf.	Finals (8-8) *
1991-92	Rapid City	CBA	37-19	2nd-most wins in CBA	1st National Conf.	Finals (9-7) *
1992-93	Rapid City	CBA	44-12	MOST WINS IN CBA	1st National Conf.	Conf. Finals (5-3) *
1993-94	Rapid City	CBA	37-19	MOST WINS IN CBA	1st National Conf.	Conf. Finals (5-5) *
1994-95	Rapid City	CBA	31-25	6th-most wins in CBA	5th National Conf.	Conf. 1st Rd (0-2) *
1995-96	Florida	CBA	41-15	MOST WINS IN CBA	1st National Conf.	Conf. Finals (5-3) *
1996-97	Florida	CBA	38-18	2nd-most wins in CBA	1st American Conf.	Finals (7-6) *
1995	Florida	USBL	25-2	MOST WINS IN USBL	1st Overall	Champion (1-0) *
1996	Florida	USBL	28-1	MOST WINS IN USBL	1st Southern Div.	Champion (3-0) *
2002-03	Golden State	NBA	38-44	6th Pacific Division	11th Western Conf.	--
2003-04	Golden State	NBA	37-45	T4th Pacific Division	11th Western Conf.	--
2006-07	Sacramento	NBA	33-49	5th Pacific Division	11th Western Conf.	--
2010-11	Reno	D-League	34-16	2nd-most wins in NBADL	1st Western Conf.	Semifinals (2-3) *
2011-12	Los Angeles	D-League	38-12	MOST WINS IN NBADL	1st Western Conf.	Finals (5-2) *
2015-16	Nevada	NCAA	24-14	Led NCAA in FT Made	T4th Mountain West	CBI Champion (5-1)
2016-17	Nevada	NCAA	28-7	T16th for Most wins NCAA	1st Mountain West	#12 seed - NCAA 1st Rd (0-1)
2017-18	Nevada	NCAA	29-8	2nd in NCAA in A-T/O ratio	1st Mountain West	#7 seed - NCAA Sweet 16 (2-1)
2018-19	Nevada	NCAA	29-5	7th in NCAA in W-L%	1st Mountain West	#7 seed - NCAA 1st Rd (0-1)
2019-20	Arkansas	NCAA	20-12	Led NCAA in 3Pt% Def	T10th SEC	Canceled
2020-21	Arkansas	NCAA	25-7	In NCAA, 2nd FT/11th Scoring	2nd SEC	#3 seed - NCAA Elite 8 (3-1)
2010	Dominican Team		5-1	Silver Medal Centrobasket Championship		
2011	Venezuelan Team		12-9	5th FIBA Americas Championship		
2012	Venezuelan Team		7-4	Silver Medal FIBA South American Championship		

Effort. Energy. Enthusiasm.

MUSSELMAN VS. ALL OPPONENTS

Opponent	Overall	at Nevada	at Arkansas	Last Meeting
Abilene Christian	1-0	0-0	1-0	12/20/20
Air Force	7-0	7-0	0-0	03/05/19
Akron	1-0	1-0	0-0	12/22/18
Alabama	2-1	0-0	2-1	02/24/21
Arizona State	1-0	1-0	0-0	12/07/18
Arkansas-Little Rock	1-0	1-0	0-0	11/16/18
Auburn	2-1	0-0	2-1	01/20/21
Austin Peay	1-0	0-0	1-0	11/12/19
Baylor	0-1	0-0	0-1	03/29/21
Boise State	7-2	7-2	0-0	02/02/19
Bradley	1-0	1-0	0-0	12/03/16
Buffalo	1-0	1-0	0-0	11/25/16
BYU	1-0	1-0	0-0	11/06/18
Cal State Fullerton	0-1	0-1	0-0	11/28/15
California Baptist	1-0	1-0	0-0	11/19/18
Central Arkansas	1-0	0-0	1-0	12/20/20
Cincinnati	1-0	1-0	0-0	03/18/18
Coastal Carolina	1-0	1-0	0-0	11/13/15
Colgate	1-0	0-0	1-0	03/19/21
Colorado State	7-1	7-1	0-0	02/02/19
Davidson	1-0	1-0	0-0	11/21/17
Drake	1-0	1-0	0-0	12/12/15
Eastern Washington	1-0	1-0	0-0	03/21/16
Florida	1-2	0-1	1-1	02/16/21
Fresno Pacific	1-0	1-0	0-0	12/09/15
Fresno State	6-3	6-3	0-0	02/23/19
LSU	1-1	0-0	1-1	03/05/20
Georgia	1-1	0-0	1-1	01/09/21
Georgia Tech	1-0	0-0	1-0	11/25/19
Grand Canyon	1-0	1-0	0-0	12/09/18
Hawai'i	1-1	1-1	0-0	11/24/17
Holy Names	1-0	1-0	0-0	11/30/15
Idaho	1-0	1-0	0-0	11/10/17
Illinois State	1-0	1-0	0-0	11/29/17
Indiana	1-0	0-0	1-0	12/29/19
Iona	1-1	1-1	0-0	11/26/16
Iowa State	0-1	0-1	0-0	03/16/17
Kentucky	1-1	0-0	1-1	02/09/21
Lipscomb	1-0	0-0	1-0	12/05/20
LSU	2-3	0-0	2-3	03/13/21
Loyola-Chicago	1-1	1-1	0-0	11/28/18
Loyola Marymount	1-0	1-0	0-0	11/14/16
Ole Miss	1-0	0-0	1-0	01/27/21
Massachusetts	1-0	1-0	0-0	11/23/18
Mississippi State	1-2	0-0	1-2	02/03/21
Mississippi Valley	1-0	0-0	1-0	11/25/20
Missouri	3-2	0-0	3-2	03/12/21
Montana	2-0	1-0	1-0	11/16/19
Montana State	1-0	1-0	0-0	11/15/15
Morehead State	2-1	2-1	0-0	04/01/16
New Mexico	5-3	5-3	0-0	02/09/19
North Texas	2-0	0-0	2-0	11/29/20
Northern Kentucky	1-0	0-0	1-0	11/30/19
Oakland	1-0	1-0	0-0	11/23/16

MUSSELMAN VS. ALL OPPONENTS

Opponent	Overall	at Nevada	at Arkansas	Last Meeting
Oklahoma State	0-1	0-0	0-1	01/30/21
Oral Roberts	2-0	0-0	2-0	03/27/21
Oregon State	1-1	1-1	0-0	11/18/16
Pacific	4-0	4-0	0-0	11/09/18
Portland State	1-0	1-0	0-0	11/25/15
Radford	1-0	1-0	0-0	12/17/17
Rhode Island	1-0	1-0	0-0	11/13/17
Rice	1-0	0-0	1-0	11/05/19
Saint Mary's	0-1	0-1	0-0	11/11/16
San Diego State	3-7	3-7	0-0	03/01/19
San Francisco	0-1	0-1	0-0	12/23/17
San Jose State	6-0	6-0	0-0	01/09/19
Santa Clara	2-0	2-0	0-0	11/15/17
South Carolina	1-1	0-0	1-1	03/02/21
South Dakota	1-0	0-0	1-0	11/22/19
South Dakota State	1-0	1-0	0-0	12/15/18
Southern	1-0	0-0	1-0	12/09/20
Southern Cal	1-0	1-0	0-0	12/01/18
Southern Illinois	1-0	1-0	0-0	12/22/17
Tennessee	1-2	0-0	1-2	01/06/21
Texas	1-0	1-0	0-0	03/16/18
Texas A&M	1-1	0-0	1-1	03/07/20
Texas Tech	1-0	0-0	1-0	03/21/21
TCU	1-1	0-1	1-0	01/25/20
Texas Southern	1-0	0-0	1-0	11/19/19
Texas Tech	0-1	0-1	0-0	12/05/17
Towson	1-0	1-0	0-0	12/21/16
Tulsa	2-0	1-0	1-0	12/14/19
UC Davis	1-0	1-0	0-0	12/19/17
UC Irvine	2-0	2-0	0-0	12/02/17
UC Santa Barbara	1-0	1-0	0-0	12/22/16
UNLV	7-2	7-2	0-0	02/27/19
UT Arlington	1-0	0-0	1-0	12/02/20
Utah	1-0	1-0	0-0	12/29/18
Utah State	7-2	7-2	0-0	03/02/19
Valparaiso	1-0	0-0	1-0	12/21/19
Vanderbilt	3-0	0-0	3-0	01/23/21
Vermont	1-0	1-0	0-0	03/23/16
Washington	1-0	1-0	0-0	12/11/16
Western Kentucky	0-1	0-0	0-1	12/07/19
Wichita State	0-1	0-1	0-0	12/22/15
Wyoming	5-1	5-1	0-0	02/16/19
Totals	155-53	110-34	45-19	

MUSSELMAN VS. CONFERENCES

American Athletic	3-0	CAA	1-0	Ohio Valley	3-1
American East	1-0	C-USA	3-1	Pac-12	5-1
ACC	1-0	Horizon League	2-0	Patriot League	1-0
Atlantic Sun	1-0	Ind./Non DI	2-0	SEC	21-17
Atlantic 10	3-0	Ivy League	0-0	SoCon	0-0
Big East	0-0	MAAC	1-1	Southland	2-0
Big Sky	6-0	Mid-American	1-0	SWAC	3-0
Big South	2-0	MEAC	0-0	Summit League	4-0
Big Ten	1-0	Missouri Valley	6-2	Sun Belt	3-0
Big 12	3-5	Mountain West	60-21	WCC	8-2
Big West	5-2	Northeast	0-0	WAC	2-0

MUSSELMAN MILESTONE WINS

OVERALL

1	11/13/15	vs Coastal Carolina (Honolulu, Hawaii)	73-56
100	01/24/19	Colorado State (Reno, Nev.)	100-60
150	03/02/21	at South Carolina (Columbia, S.C.)	101-73

AT ARKANSAS

1	11/05/19	Rice (Fayetteville, Ark.)	91-43
---	----------	---------------------------	-------

MUSSELMAN COACHING HONORS

- 1996 USBL Coach of the Year
- 2003 NBA Coach of the Year Runner-Up
- 2012 NBA D-League Coach of the Year
- 2016 Bleacher Report's Mountain West Coach of the Year
- 2017 USBWA District VIII Coach of the Year
- 2018 USBWA District VIII and NABC District 17 Coach of the Year Mountain West Coach of the Year
- 2021 Basketball Times Midlands District Coach of the Year National Coach of the Year semifinalist

MUSSELMAN DID YOU KNOWS....

- Named General Manager of CBA's Rapid City Thrillers at age of 22. The next year, became head coach of the Thrillers at the age of 23, the youngest coach in CBA history.
- From 1990-1997, had 26 players called up to the NBA, the highest number in the league during that span ... The only person in CBA history to coach in five league All-Star Games (1990, 1992, 1993, 1994, 1997)
- The first coach in professional basketball history to win 100 games by the age of 28.
- At the age of 37, named head coach of the Golden State Warriors and was the youngest head coach in the NBA at the time.
- He and his father, Bill, were first father-son combination to both become head coaches in NBA history.
- In 2003, was runner-up to Gregg Popovich for NBA Coach of the Year Award voting (231 points, including 26 first-place votes).
- Only needed 130 games to win his 100th game as a collegiate head coach.
- Is the CBA's third all-time winningest coach (270-122 in seven seasons) and the most successful coach (54-3 in two seasons) in the history of the United States Basketball League.
- Led CBA in scoring (116.7 ppg) in 192-93 -2nd in NBA in scoring (102.4 ppg) in 2002-03.

BEST WINNING PERCENTAGE among active NCAA Division I head coaches (min 5 yrs as a Division I Head Coach)

(https://stats.NCAA.org/head_coaches • Thru 2020-21 Season)

1	Mark Few, Gonzaga	.834	629-125	22nd yr
2	Roy Williams, North Carolina	.774	903-264	33rd yr
3	Bill Self, Kansas	.766	729-223	28th yr
4	Mike Krzyzewski, Duke	.764	1170-361	46th yr
5	John Calipari, Kentucky	.763	742-231	29th yr
6	Chris Jans, New Mexico State	.758	116-37	5th yr
7	ERIC MUSSELMAN, ARKANSAS	.745	155-53	6th yr
8	Sean Miller, Arizona	.730	422-156	17th yr
9	Tony Bennett, Virginia	.728	364-136	15th yr
10	Bruce Pearl, Auburn	.717	600-237	26th yr



MUSSELMAN RECORD • POINTS SCORED

Scoring Below 50 Points:	0-0
- At Arkansas	0-0
Home:	0-0
Away:	0-0
Neutral:	0-0
Scoring 50-59 Points:	0-9
- At Arkansas:	0-1
Home:	0-1
Away:	0-6
Neutral:	0-2
Scoring 60-69 Points:	17-15
- At Arkansas	9-4
Home:	10-4
Away:	3-8
Neutral:	4-3
Scoring 70-79 Points:	51-21
- At Arkansas	13-10
Home:	29-4
Away:	14-12
Neutral:	8-5
Scoring 80-89 Points:	55-3
- At Arkansas	13-1
Home:	31-0
Away:	15-2
Neutral:	9-1
Scoring 90-99 Points:	21-1
- At Arkansas	6-0
Home:	12-0
Away:	8-1
Neutral:	1-0
Scoring 100 or More Points:	11-1
- At Arkansas	3-0
Home:	7-0
Away:	3-1
Neutral:	1-0

MUSSELMAN RECORD • POINTS ALLOWED

Opponent Scores Below 50 Points:	7-0
- At Arkansas	5-0
Home:	6-0
Away:	1-0
Neutral:	0-0
Opponent Scores 50-59 Points:	25-1
- At Arkansas	7-0
Home:	18-1
Away:	6-0
Neutral:	1-0
Opponent Scores 60-69 Points:	60-6
- At Arkansas	16-0
Home:	36-0
Away:	12-2
Neutral:	12-4
Opponent Scores 70-79 Points:	44-19
- At Arkansas	12-0
Home:	23-5
Away:	14-11
Neutral:	7-3
Opponent Scores 80-89 Points:	17-16
- At Arkansas	4-6
Home:	6-3
Away:	8-11
Neutral:	3-2
Opponent Scores 90-99 Points:	2-6
- At Arkansas	1-3
Home:	2-2
Away:	0-3
Neutral:	0-1
Opponent Scores 100 or More Points:	1-2
- At Arkansas	0-0
Home:	0-0
Away:	1-2
Neutral:	0-0

MUSSELMAN RECORD BREAKDOWN

OVERALL:	155-53	
- AT ARKANSAS.....	45-19	
Home:.....	88-10	
Away:.....	43-31	
Neutral:.....	24-12	
30-5 at Arkansas	9-12 at Arkansas	6-2 at Arkansas
CONFERENCE GAMES:	74-33	
- AT ARKANSAS.....	20-15	
Home:.....	45-10	
Away:.....	29-23	
14-5 at Arkansas	6-10 at Arkansas	
VS RANKED TEAMS:...	5-9	
AS RANKED TEAM:.....	47-14	
- AT ARKANSAS.....	3-6	
- AT ARKANSAS.....	9-2	
Home:.....	1-3 / 1-3 at Ark	
Away:.....	1-3 / 1-2 at Ark	
Neutral:.....	3-3 / 1-1 at Ark	
22-1 / 4-0 at Ark	13-6 / 1-0 at Ark	12-7 / 4-2 at Ark

RECORD BY MONTH:

November:.....	34-4	9-0 at Arkansas
December:.....	32-8	11-1 at Arkansas
January:.....	32-15	8-9 at Arkansas
February:.....	31-12	9-6 at Arkansas
March:.....	24-14	8-3 at Arkansas
April:.....	1-0	0-0 at Arkansas

WHEN LEADING AT HALFTIME: **117-6**

at Arkansas 34-2

WHEN TRAILING AT HALFTIME: **36-46**

at Arkansas 11-17

WHEN TIED AT HALFTIME: **2-1**

at Arkansas 0-0

OUT-REBOUNDING OPP: **91-13**

at Arkansas 21-3

BEING OUT-REBOUNDING: **55-37**

at Arkansas 22-15

REBOUNDS ARE EVEN: **9-2**

at Arkansas 2-1

WHEN SCORING FIRST: **91-24**

at Arkansas 25-8

WHEN OPPONENT SCORES FIRST: **64-29**

at Arkansas 20-11

ONE-POSSESSION GAMES: **20-12**

at Arkansas 5-4

OVERTIME GAMES: **8-6**

at Arkansas 2-3

GAMES DECIDED BY 1-5 PTS OR LESS: **33-21**

at Arkansas 9-7

GAMES DECIDED BY 6-10 PTS: **24-15**

at Arkansas 9-7

GAMES DECIDED BY 11-19 PTS: **48-11**

at Arkansas 15-3

GAMES DECIDED BY 20-PLUS PTS: **40-6**

at Arkansas 12-2

SHOOTING 50 PERCENT OR BETTER: **49-2**

at Arkansas 11-1

SHOOTING PCT. BETTER THAN OPP: **127-10**

at Arkansas 38-5

SHOOTING PCT. WORSE THAN OPP: **26-42**

at Arkansas 6-14

SHOOTING PCT. SAME AS OPP: **1-1**

at Arkansas 0-0

OUT-SCORING OPP BENCH: **76-5**

at Arkansas 23-4

OUT-SCORED BY OPP BENCH: **72-39**

at Arkansas 19-15

BENCH SCORING EVEN: **7-0**

at Arkansas 3-0

MOST POINTS BY A MUSSELMAN TEAM

NOTE: MISSING RESULTS FROM RAPID CITY (CBA) AND FLORIDA (USBL)

142	Arkansas	Mississippi Valley State	11/25/20	W, 142-62
138	LA D-Fenders	Erie BayHawks	02/06/12	W, 138-107
135	LA D-Fenders	Stockton Kings	11/28/11	W, 135-103
135	Sacramento	Charlotte Bobcats	02/28/07	W, 135-120
135	Golden State	Orlando Magic	11/16/02	W, 135-92
133	Golden State	at Milwaukee Bucks	03/08/03	L, 133-138 (OT)
132	LA D-Fenders	Rio Grande Valley Vipers	12/05/11	W, 132-126
128	Sacramento	Los Angeles Lakers	12/29/06	L, 128-132 (OT)
128	Golden State	Utah Jazz	04/08/03	W, 128-102
127	LA D-Fenders	Canton Charge	01/30/12	W, 127-87
127	Reno	Idaho Stampede	12/01/10	W, 127-117
126	Reno	Rio Grande Valley Vipers	004/20/11	L, 126-134

PLAYER GAME HIGHS:

MOST POINTS:

at Nevada:	45	Jordan Caroline at New Mexico 01/07/17
	40	Jordan Caroline at Colorado St 02/06/19
	37	D.J. Fenner vs UNLV 02/08/17
	34	Marqueze Coleman at Hawai'i 11/16/15
	33	Caleb Martin at Utah 12/29/18
	32	Marcus Marshall at Wyoming 01/14/17
	32	Marcus Marshall at Washington 12/11/16
	32	Tyron Criswell vs Eastern Washington 03/21/16
	30	4x
at Arkansas:	41	Mason Jones vs Tulsa 12/14/19
	40	Mason Jones vs Auburn 02/04/20
	38	Mason Jones vs Miss State 02/15/20
	37	Mason Jones vs Tennessee 02/26/20
	36	Mason Jones vs LSU 03/04/20
	34	Mason Jones vs South Carolina 01/29/20
	34	Isaiah Joe at Ole Miss 01/11/20
	33	Isaiah Joe vs Texas Southern 11/19/19
	32	Mason Jones vs Rice 11/05/19
	30	3x

SEC Game: 40 Mason Jones vs Auburn 02/04/20

SEC Tourney: 28 Moses Moody vs LSU 03/13/20

NCAA Tourney: 27, Justin Smith vs Colgate 03/19/21

Bud Walton: 41 Mason Jones vs Tulsa 12/14/19

Road Game: 34 Isaiah Joe at Ole Miss 01/11/20

Neutral Site: 28 Moses Moody vs LSU 03/13/20

Ranked Opp: 40 Mason Jones vs Auburn 02/04/20

Frosh: 28 (4x) Moses Moody (Bama, USA, TX A&M, LSU)

Soph: 34 Isaiah Joe at Ole Miss 01/11/20

Junior: 41 Mason Jones vs Tulsa 12/14/19

Senior: 30 Jimmy Whitt Jr. vs Vanderbilt 01/15/20

Season Opener: 32 Mason Jones vs Rice 11/05/19

SEC Opener 17 Isaiah Joe & Mason Jones vs TX A&M 01/04/20

MOST FIELD GOALS MADE:

at Nevada:	17	Jordan Caroline at New Mexico 01/07/17
	13	Cody Martin vs Utah State 02/17/18
	12	Jordan Caroline at UNLV 02/25/17
	12	Cameron Oliver vs Eastern Washington 03/21/16
	12	D.J. Fenner vs UNLV 02/08/17
at Arkansas:	14	Jimmy Whitt Jr. vs Vanderbilt 01/15/20
	12	Mason Jones vs Auburn 02/04/20
	12	Mason Jones vs Tulsa 12/14/19
	12	Mason Jones vs Rice 11/05/19
	11	4x

MOST 3-POINTERS MADE:

at Nevada:	8	Marcus Marshall at UNLV 02/25/17
	7	6x
at Arkansas:	8	Mason Jones at Texas A&M 03/07/20
	7	Isaiah Joe at Ole Miss 01/11/20
	6	Isaiah Joe at Texas A&M 03/07/20
	6	Isaiah Joe at Indiana 12/29/19
	6	Isaiah Joe vs Texas Southern 11/19/19

MOST FREE THROWS MADE:

at Nevada:	15	Marcus Marshall vs Boise State 02/22/17
	15	Marqueze Coleman vs UNLV 01/23/16
	15	Marqueze Coleman at Hawai'i 11/16/15
	14	Jordan Caroline vs Rhode Island 11/13/17
	14	Marcus Marshall at Wyoming 01/14/17
at Arkansas:	18	Mason Jones vs Miss State 02/15/20
	16	Moses Moody vs Alabama 02/24/21
	15	Mason Jones vs South Carolina 01/29/20
	12	Mason Jones vs LSU 03/04/20
	12	Isaiah Joe vs Tennessee 02/26/20
	12	Mason Jones vs Tulsa 12/14/19
	11	Justin Smith vs Colgate 03/19/21
	11	Moses Moody vs LSU 02/27/21
	11	Jimmy Whitt Jr. at Tennessee 02/11/20
	11	Mason Jones at Missouri 02/08/20
	11	Mason Jones vs Auburn 02/04/20

MOST REBOUNDS:

at Nevada:	24	Cameron Oliver vs Fresno State 02/1/16
	21	Cameron Oliver at UNLV 02/20/16
	17	Cameron Oliver vs Colorado State 03/04/17
	16	6x
at Arkansas:	17	Justin Smith vs Oral Roberts 12/20/20
	16	Connor Vanover vs North Texas 11/28/20
	15	Jimmy Whitt Jr. vs LSU 03/04/20
	14	Justin Smith vs Oral Roberts 03/27/21
	12	Justin Smith vs Colgate 03/19/21
	12	Justin Smith vs Alabama 02/24/21
	12	Mason Jones vs South Carolina 01/29/20
	12	Jimmy Whitt Jr. at Western Ky 12/07/19

SEC Game: 15 Jimmy Whitt Jr. vs LSU 03/04/20

SEC Tourney: 9 Moses Moody vs LSU 03/13/20

NCAA Tourney: 14 Justin Smith vs Oral Roberts 03/27/21

Bud Walton: 17 Justin Smith vs Oral Roberts 12/20/20

Road Game: 12 Jimmy Whitt Jr. at Western Ky 12/07/19

Neutral Site: 12 Justin Smith vs Colgate 03/19/21

Ranked Opp: 12 Justin Smith vs Alabama 02/24/21

Frosh: 10 (5x) last by Jaylin Williams vs Texas Tech 03/21/21

Soph: 16 Connor Vanover vs North Texas 11/28/20

Junior: 12 Mason Jones vs South Carolina 01/29/20

Senior 17 Justin Smith vs Oral Roberts 12/20/20

Season Opener: 10 Jaylin Williams vs Miss Valley 11/25/20

SEC Opener 6 Mason Jones vs Texas A&M 01/04/20

MOST OFFENSIVE REBOUNDS:

at Nevada:	11	AJ West at Pacific 11/21/15
	8	Cameron Oliver vs Fresno State 02/1/16
at Arkansas:	11	Justin Smith vs Oral Roberts 03/27/21
	10	Justin Smith vs Oral Roberts 12/12/20
	6	Justin Smith vs UT Arlington 12/02/20
	6	Reggie Chaney at Missouri 02/08/20
	5	5x last Justin Smith vs Alabama 02/24/21

MOST DEFENSIVE REBOUNDS:

at Nevada:	16	Cameron Oliver vs Fresno State 02/1/16
	14	Cameron Oliver vs Colorado State 03/04/17
	14	Cameron Oliver at Wyoming 01/14/17
	13	Cameron Oliver vs Colorado State 03/11/17
	13	Cameron Oliver at Air Force 02/15/17
at Arkansas:	14	Connor Vanover vs North Texas 11/28/20
	14	Jimmy Whitt Jr. vs LSU 03/04/20
	11	Mason Jones vs South Carolina 01/29/20
	9	Connor Vanover vs UCA 12/12/12
	9	Connor Vanover vs Southern 12/09/20
	9	Connor Vanover vs Lipscomb 12/05/20
	9	Jimmy Whitt Jr. at Western Ky 12/07/19
	9	Reggie Chaney vs Northern Ky 11/30/19
	9	Isaiah Joe at Georgia Tech 11/25/19

MOST ASSISTS:

at Nevada:	11	Cody Martin vs BYU 11/06/18
	11	Cody Martin vs Colorado State 02/25/18
	11	Marqueze Coleman vs Holy Names 11/30/15
	10	Cody Martin vs Little Rock 11/16/18
	10	Cody Martin vs Pacific 11/09/18
	10	Marcus Marshall vs Colorado State 03/04/17
at Arkansas:	11	Jalen Tate vs UCA 12/12/12
	10	Jalen Tate vs Georgia 01/09/21
	9	Mason Jones at Ole Miss 01/11/20
	8	Jalen Tate at Vanderbilt 01/23/21
	8	Mason Jones vs Vanderbilt 01/15/20

SEC Game: 10 Jalen Tate vs Georgia 01/09/21

SEC Tourney: 6 Mason Jones vs Vanderbilt 03/11/20

NCAA Tourney: 6 Jalen Tate vs Oral Roberts 03/27/21

Bud Walton: 11 Jalen Tate vs Central Arkansas 12/12/12

Road Game: 9 Mason Jones at Ole Miss 01/11/20

Neutral Site: 6 Jalen Tate vs Oral Roberts 03/27/21

Ranked Opp: 6 by Jalen Tate at Tennessee 01/06/21

Frosh: 6 Davonte Davis (2x) vs Georgia and vs LSU

Soph: 7 Isaiah Joe vs Rice 11/05/19

Junior: 9 Mason Jones at Ole Miss 01/11/20

Senior: 11 Jalen Tate vs Central Arkansas 12/12/12

Season Opener: 7 Isaiah Joe vs Rice 11/05/19

SEC Opener 5 Jalen Harris vs Texas A&M 01/04/20

MOST STEALS:

at Nevada:	5	Caleb Martin vs California Baptist 11/19/18
	5	Jordan Caroline at San Diego St 02/12/17
	5	Marqueze Coleman at New Mexico 12/30/15
	4	17x
at Arkansas:	5	Justin Smith vs Colate 03/19/21
	5	JD Notae at South Carolina 03/02/21
	5	Justin Smith vs Florida 02/16/21
	5	Mason Jones at Georgia Tech 11/25/19
	5	Isaiah Joe vs Texas Southern 11/19/19
	5	Mason Jones vs Rice 11/05/19
	4	11x last Davonte Davis vs LSU 02/13/21

SEC Game: 5 (3x) last JD Notae at South Carolina

SEC Tourney: 4 Davonte Davis vs LSU 03/13/20

NCAA Tourney: 5 Justin Smith vs Colgate 03/19/21

Bud Walton: 5 (3x) last Justin Smith vs Florida 02/16/21

Road Game: 5 (2x) last JD Notae at South Carolina

Neutral Site: 4 Davonte Davis vs LSU 03/13/20

Ranked Opp: 4 Desi Sills vs Auburn 02/04/20

Frosh: 4 Davonte Davis vs LSU 03/13/20

Soph: 5 Isaiah Joe vs Texas Southern 11/19/19

Junior: 5 (4x) last JD Notae vs Colgate 03/19/21

Senior: 5 (2x) Justin Smith vs Colgate 03/19/21

Season Opener: 5 Mason Jones vs Rice 11/05/19

SEC Opener 3 Mason Jones vs Texas A&M 01/04/20

MOST BLOCKED SHOTS:

at Nevada:	6	Cameron Oliver vs
------------	---	-------------------

SEC Opener 1 Adrio Bailey & Jimmy Whitt vs TX A&M 01/04/20

TEAM GAME HIGHS:

MOST POINTS:			
at Nevada:	119 vs Fresno State 12/09/15	W, 119-70	
	110 vs UMass 11/23/18	W, 110-87	
	108 vs Holy Names 11/30/15	W, 108-57	
	105 at New Mexico 01/07/17	W, 105-104 (OT)	
	104 vs UNLV 02/08/17	W, 104-77	
	103 at Wyoming 01/24/18	L, 103-104 (2OT)	
	102 vs Fresno State 01/31/18	W, 102-92	
	101 at UNLV 02/28/18	W, 101-75	
	100 vs Colorado State 01/23/19	W, 100-60	
at Arkansas:	142 vs Mississippi Valley 11/25/20	W, 142-62	
	101 at South Carolina 03/02/21	W, 101-73	
	100 vs UCA 12/12/12	W, 100-75	
	99 vs Georgia 01/09/21	W, 99-69	
	99 vs LSU 03/04/20	W, 99-90	
	98 vs Tulsa 12/14/19	W, 98-79	
	97 at Auburn 12/30/20	W, 97-89	
	92 at Vanderbilt 01/23/21	W, 92-71	
	91 vs Rice 11/05/19	W, 91-43	

MOST FIELD GOALS MADE:			
at Nevada:	40 vs UMass 11/23/18		
	40 vs Fresno State 12/09/15		
	40 vs Holy Names 11/30/15		
	38 vs San Jose State 01/09/19		
	38 vs UNLV 02/08/17		
at Arkansas:	48 vs Mississippi Valley 11/25/20		
	40 vs Central Arkansas 12/12/20		
	37 at South Carolina 03/02/21		
	37 vs Rice 11/05/19		
	36 at Vanderbilt 01/23/21		
	36 vs Georgia 01/09/21		
	34 vs Tulsa 12/14/19		
	33 vs Lipscomb 12/05/20		
	32 at Auburn 12/30/20		

MOST FIELD GOALS ATTEMPTED:			
at Nevada:	80 at UNLV 02/20/16		
	77 vs Colorado State 02/25/18		
	75 at New Mexico 01/07/17		
	74 vs Wyoming 01/03/18		
	74 at Wyoming 01/24/18		
	74 at Pacific 11/21/15		
at Arkansas:	86 vs Mississippi Valley 11/25/20		
	77 vs Oral Roberts 12/20/20		
	76 at LSU 01/13/21		
	76 vs Central Arkansas 12/12/20		
	71 vs Missouri 01/02/21		
	71 vs Texas Southern 11/19/19		

BEST FIELD GOAL PERCENTAGE:			
at Nevada:	.615 (40-65) vs UMass 11/23/18		
	.597 (40-67) vs Fresno State 12/09/15		
	.597 (40-67) vs Holy Names 11/30/15		
	.593 (32-54) at Utah State 02/17/18		
	.589 (33-56) vs Fresno State 01/31/18		
at Arkansas:	.571 (36-63) at Vanderbilt 01/23/21		
	.567 (34-60) vs Tulsa 12/14/19		
	.558 (48-86) vs Mississippi Valley 11/25/20		
	.552 (37-67) at South Carolina 03/02/21		
	.552 (37-67) vs Rice 11/05/19		
	.540 (27-50) vs TCU 01/25/20		
	.527 (29-55) at Tennessee 01/06/21		
	.526 (40-76) vs Central Arkansas 12/12/20		
	.522 (36-69) vs Georgia 01/09/21		
	.508 (31-61) vs Texas A&M 03/06/21		
	.500 (33-66) vs Lipscomb 12/05/20		
	.500 (28-56) vs LSU 03/04/20		

MOST 3-POINT FIELD GOALS MADE:			
at Nevada:	17 at Pacific 11/18/17		
	15 vs Pacific 11/09/18		
	15 at Air Force 01/06/18		
	15 at Santa Clara 11/15/17		
	15 at New Mexico 01/07/17		
at Arkansas:	20 vs Mississippi Valley 11/25/20		
	15 at South Carolina 03/02/21		
	14 at Texas A&M 03/07/20		
	12 vs Georgia 01/09/21		
	12 vs Central Arkansas 12/12/20		
	12 vs Vanderbilt 03/11/20		
	12 vs Missouri 02/22/20		
	12 at Indiana 12/29/19		
	11 vs Southern 12/09/20		
	11 vs Lipscomb 12/05/20		
	11 vs Tulsa 12/14/19		

MOST 3-POINT FIELD GOALS ATTEMPTED:			
at Nevada:	39 vs South Dakota State 12/15/18		
	37 at Fresno State 01/12/19		
	37 vs San Jose State 02/21/18		
	34 vs San Jose State 01/09/19		
	34 at Pacific 11/18/17		
at Arkansas:	40 vs Mississippi Valley 11/25/20		
	34 vs Lipscomb 12/05/20		
	33 at South Carolina 03/02/21		
	33 vs Southern 12/09/20		

BEST 3-POINT FIELD GOAL PERCENTAGE:			
at Nevada:	.600 (6-10) vs Morehead State 03/30/16		
	.588 (10-17) at Fresno State 12/27/17		
	.579 (11-19) vs Southern Illinois 12/22/17		
	.550 (11-20) vs Oakland 11/23/16		
	.542 (13-24) at UNLV 02/28/18		
	.542 (13-24) at Air Force 02/15/17		
at Arkansas:	.667 (6-9) vs TCU 01/25/20		
	.571 (12-21) vs Georgia 01/09/21		
	.500 (20-40) vs Mississippi Valley 11/25/20		
	.480 (12-25) vs Missouri 02/22/20		
	.455 (15-33) at South Carolina 03/02/21		
	.438 (14-32) at Texas A&M 03/07/20		
	.429 (12-28) vs Vanderbilt 03/11/20		
	.421 (8-19) at Vanderbilt 01/23/21		
	.412 (7-17) vs Ole Miss 01/27/21		
	.400 (8-20) at Tennessee 01/06/21		
	.400 (12-30) vs Central Arkansas 12/12/20		
	.400 (10-25) vs Auburn 02/04/20		
	.400 (10-25) vs Rice 11/05/19		
	.400 (8-20) at Ole Miss 01/11/20		

MOST FREE THROWS MADE:			
at Nevada:	39 vs Morehead State 04/01/16		
	36 vs Rhode Island 11/13/17		
	35 vs Tulsa 11/22/18		
	31 at Wyoming 01/14/17		
	30 at Wyoming 01/24/18		
at Arkansas:	36 vs LSU 03/04/20		
	28 at Missouri 02/08/20		
	27 vs Alabama 02/24/21		
	27 vs Tennessee 02/26/20		
	26 vs Mississippi Valley 11/25/20		
	26 at Tennessee 02/11/20		
	26 vs South Carolina 01/29/20		

MOST FREE THROWS ATTEMPTED:			
at Nevada:	45 vs Morehead State 04/01/16		
	44 vs Rhode Island 11/13/17		
	43 at Pacific 11/21/15		
	42 vs Tulsa 11/22/18		
at Arkansas:	54 vs LSU 03/04/20		
	43 vs Alabama 02/24/21		
	40 vs South Carolina 01/29/20		
	39 at Missouri 02/08/20		
	36 at Tennessee 02/11/20		
	34 vs Missouri 01/02/21		
	33 vs Mississippi Valley 11/25/20		
	33 vs Tennessee 02/26/20		

BEST FREE THROW PERCENTAGE:			
at Nevada:	.929 (13-14) vs Loyola-Chicago 03/22/18		
	.929 (13-14) at Cal State Fullerton 11/28/15		
	.900 (18-20) at Pacific 11/18/17		
	.889 (16-18) at Fresno State 12/27/17		
	.885 (23-26) vs Montana 03/16/16		
	.885 (23-26) at Hawaii 11/16/15		
at Arkansas:	.944 (17-18) at LSU 01/08/20		
	.929 (13-14) vs Mississippi State 02/02/21		
	.923 (12-13) at South Carolina 03/02/21		
	.917 (11-12) vs South Dakota 11/22/19		
	.889 (16-18) vs Austin Peay 12/03/19		
	.885 (23-26) vs Mississippi State 02/15/20		
	.870 (20-23) at Missouri 02/13/21		

MOST REBOUNDS:			
at Nevada:	61 at Pacific 11/21/15		
	60 vs Fresno Pacific 12/09/15		
	57 vs Fresno State 02/13/16		
	53 at UNLV 02/20/16		
	50 vs San Jose State 12/28/16		
at Arkansas:	58 Oral Roberts 12/20/20		
	58 vs Mississippi Valley 11/25/20		
	54 vs Lipscomb 12/05/20		
	46 vs Southern 12/09/20		
	45 vs LSU 02/27/21		
	45 vs Mississippi State 02/02/21		
	45 vs Rice 11/05/19		
	43 vs UT Arlington 12/02/20		
	42 vs Valparaiso 12/1/19		
	40 vs Georgia 01/09/21		
	40 vs North Texas 11/28/20		

MOST OFFENSIVE REBOUNDS:			
at Nevada:	25 at Pacific 11/21/15		
	19 vs Fresno Pacific 12/09/15		
	19 vs Fresno State 02/13/16		
	19 vs Florida 03/21/19		
at Arkansas:	24 vs Oral Roberts 12/20/20		
	20 vs Mississippi Valley 11/25/20		
	18 vs Oral Roberts 03/27/21		
	17 at LSU 01/13/21		
	17 vs UT Arlington 12/02/20		
	16 vs LSU 03/13/21		
	16 vs Missouri 01/02/21		
	15 vs Mississippi State 02/02/21		
	14 vs Abilene Christian 12/20/20		
	14 vs Montana 11/16/19		

MOST DEFENSIVE REBOUNDS:			
at Nevada:	43 vs Fresno State 02/13/16		
	42 vs San Jose State 12/28/16		
	41 vs Fresno Pacific 12/09/15		
	40 vs Little Rock 11/16/18		
	38 vs New Mexico 02/09/19		
at Arkansas:	44 vs Lipscomb 12/05/20		
	38 vs Mississippi Valley 11/25/20		
	36 vs LSU 02/27/21		
	36 vs Valparaiso 12/21/19		
	35 vs Rice 11/05/19		
	34 vs Oral Roberts 12/20/20		
	33 vs Southern 12/09/20		

MOST ASSISTS:			
at Nevada:	29 vs Holy Names 11/30/15		
	27 at Santa Clara 11/15/17		
	25 vs Illinois State 11/29/17		
	25 at New Mexico 01/07/17		
	24 vs UC Davis 12/19/17		
at Arkansas:	26 vs Central Arkansas 12/12/20		
	26 vs Mississippi Valley 11/25/20		
	22 at Vanderbilt 01/23/21		
	21 vs Georgia 01/09/21		
	19 vs Vanderbilt 01/15/20		
	19 vs Rice 11/05/19		

MOST STEALS:			
at Nevada:	15 vs San Jose State 01/09/19		
	15 vs Utah State 01/02/19		
	12 vs New Mexico 01/28/17		
	13 at New Mexico 12/30/15		
	11 4x		
at Arkansas:	15 at Georgia Tech 11/25/19		
	14 vs Auburn 02/04/20		
	14 vs Rice 11/05/19		
	13 Missouri 01/02/21		
	13 at Auburn 12/30/20		
	13 vs Texas Southern 11/19/19		
	12 vs Tulsa 12/14/19		

MOST BLOCKED SHOTS:			
at Nevada:	11 at Oregon State 12/05/15		
	10 at Wyoming 01/20/16		
	10 vs Holy Names 11/30/15		
	9 vs UNLV 03/08/18		
	9 at New Mexico 01/07/17		
	8 3x		
at Arkansas:	11 vs Alabama 02/24/21		
	10 vs Texas Southern 11/19/19		
	8 vs Central Arkansas 12/12/20		
	8 vs Southern 12/09/20		
	8 vs North Texas 11/28/20		
	8 at Texas A&M 03/07/20		
	8 vs Valparaiso 12/21/19		
	7 vs Oral Roberts 12/20/20		
	7 vs Lipscomb 12/05/20		
	7 vs Vanderbilt 03/11/20		
	7 vs Tulsa 12/14/19		

MOST TURNOVERS:			
at Nevada:	21 at Texas Tech 12/05/17		
	21 vs Morehead State 03/30/16		
	20 vs Fresno Pacific 12/09/15		
	20 at San Diego State 03/11/16		
	17 3x		
at Arkansas:	21 vs Rice 11/05/19		
	20 vs Missouri 03/12/21		
	20 at Tennessee 01/06/21		
	20 vs Austin Peay 12/03/19		
	19 vs Valparaiso 12/21/19		
	18 at Alabama 01/16/21		

FG MADE	38 at Georgia 02/29/20
34	at LSU 01/13/21
31	vs Texas A&M 03/06/21
31	at Oklahoma State 01/31/21
31	at Alabama 01/16/21
31	vs LSU 03/04/20
31	at Western Kentucky 12/07/19
FG ATTEMPTS	76 vs LSU 02/21/27
72	at South Carolina 02/03/21
72	vs Mississippi Valley 11/25/20
72	vs Valparaiso 12/21/19
70	vs LSU 03/04/20
69	vs Georgia 01/09/21
FG PCT	.588 (30-51) vs Mississippi State 02/15/20
	.567 (38-67) at Georgia 02/29/20
	.523 (34-65) at LSU 01/13/21
	.519 (28-54) at Auburn 12/30/20
	.509 (28-55) vs South Carolina 01/29/20
	.508 (31-61) vs Texas A&M 03/06/21
	.508 (31-61) at Oklahoma State 01/31/21
	.500 (23-46) at Florida 02/18/20
3 PT MADE	15 at Alabama 01/16/21
15	at Auburn 12/30/20
14	at Kentucky 02/09/21
13	at Missouri 02/13/21
13	vs Mississippi Valley 11/25/20
3 PT ATT	39 vs Mississippi Valley 11/25/20
33	vs Alabama 02/24/21
32	at Missouri 02/13/21
31	vs Oral Roberts 03/27/21
31	vs Auburn 02/04/20
31	at Alabama 02/01/20
3 PT PCT	.538 (14-26) at Kentucky 02/09/21
	.533 (8-15) vs Baylor 03/29/21
	.517 (15-29) at Auburn 12/30/20
	.474 (9-19) vs LSU 03/13/21
	.444 (12-27) vs Colgate 03/19/21
	.435 (10-23) vs Texas A&M 03/06/21
	.435 (10-23) at Georgia 02/29/20

IN SIX YEARS AS A COLLEGIATE HEAD COACH

- » Led the NCAA in 3-pt FG Pct Defense (2020)
- » Led the NCAA in Free Throws Made (2016)
- » Ranked 1st (3x) or 2nd (3x) six times in the league in FT Made
- » Ranked 1st (4x) or 2nd (2x) six times in the league in FT Attempts
- » 6x - Ranked among NCAA top 25 in FT Made AND FT Attempts
- » 4x - Led the league in Scoring Margin (2017, '18, '19, '21)
- » 4x - Led the league in Fewest Turnovers (2017, '18, '19, '20)
- » 3x - Led the league in Overall W-L Percentage (2017, '18, '19)
- » 3x - Led the league in Assist-To-TO Ratio (2017, '18, '19)
- » 3x - In NCAA top 20 in 3PTFG% Defense (2017, '18, '20)

OTHER TEAM HIGHLIGHTS

- » 2nd in the NCAA in Assist-To-TO Ratio (2018)
- » 2nd in the NCAA in Total Rebounds (2016)
- » 2nd in the NCAA in Free Throws Made (2021)
- » 3rd in the NCAA in Total Blocked Shots (2016)
- » 4th in the NCAA in Rebound Margin (2016)
- » 4th in the NCAA in Fewest TO Per Gm (2018)
- » 7th in the NCAA in Blocks Per Game (2016)
- » 9th in the NCAA in Scoring Margin (2019)
- » 9th in the NCAA in Turnover Margin (2020)
- » 10th in the NCAA in Total Assists (2018)

PLAYER HIGHLIGHTS

- » 5 Players in the NBA over past two years
- » 4x - Player led his league in 3-PT FG Made AND 3-PT FG Attempts
- » 3x - Player led his league in points scored
- » 4 All-American Honors (Caleb Martin 2x, Mason Jones, Moses Moody)
- » 2 Conference Players of the Year
- » 2 Conference Freshman of the Year
- » 3 Conference Newcomers of the Year
- » 5 All-Defensive Team Honors
- » 3 Conference 6th Man Award
- » 1 Conference Defensive Player of the Year
- » 17 All-Conference Honors

FT MADE	34 at Missouri 02/08/20
28	vs Missouri 01/02/21
27	at Mississippi State 01/22/20
25	at Ole Miss 01/11/20
FT ATTEMPTS	44 at Missouri 02/08/20
39	vs Missouri 01/02/21
33	vs South Carolina 01/29/20
31	at Texas A&M 03/07/20
31	at Mississippi State 01/22/20
FT PCT	1.000 (14-14) vs Florida 02/16/21
	.962 (25-26) at Ole Miss 01/11/20
	.871 (27-31) at Mississippi State 01/22/20
	.867 (13-15) vs LSU 03/13/21
	.846 (11-13) vs Austin Peay 12/03/19
REBOUNDS	53 at LSU 01/08/20
52	at Missouri 02/08/20
51	vs Missouri 01/02/21
48	at LSU 01/13/21
47	vs Kentucky 01/18/20
47	at Georgia Tech 11/25/19
OFF REB	23 at LSU 01/08/20
16	at Missouri 02/08/20
15	4x
DEF REB	41 vs Missouri 01/02/21
37	at Georgia Tech 11/25/19
35	vs Kentucky 01/18/20
34	at Alabama 01/16/21
34	at LSU 01/13/21
34	vs Valparaiso 12/21/19
ASSISTS	18 at Kentucky 02/09/21
18	at Alabama 01/16/21
17	vs Baylor 03/29/21
17	vs Colgate 03/19/21
17	at Tennessee 02/11/20
15	at Missouri 02/13/21
15	at Texas A&M 03/07/20
STEALS	12 at Alabama 01/16/21
10	vs LSU 03/13/21
10	at Oklahoma State 01/30/21
10	at Tennessee 01/06/21
10	vs Northern Kentucky 11/30/19
9	vs Baylor 03/29/21
9	vs Missouri 03/12/21
9	vs Valparaiso 12/21/19
9	vs Rice 11/05/19
BLOCKS	9 vs Auburn 01/20/21
9	at Tennessee 01/06/21
7	at Oklahoma State 01/30/21
7	vs Oral Roberts 12/20/20
6	vs Ole Miss 01/27/21
6	vs Mississippi Valley 11/25/20
6	vs Mississippi State 02/15/20
6	at Tennessee 02/11/20
6	at Alabama 02/01/20
6	vs Texas Southern 11/19/19
TURNOVERS	27 vs Rice 11/05/19
26	vs Mississippi State 02/02/21
24	at Georgia Tech 11/25/19
24	vs Texas Southern 11/19/19
23	vs Montana 11/16/19
22	vs Colgate 03/19/21
21	vs Missouri 03/12/21
21	vs Georgia 01/09/21
21	vs Missouri 01/02/21
21	vs Austin Peay 12/03/19
FOULS	35 vs LSU 03/04/20
33	vs South Carolina 01/29/20
32	vs Alabama 02/24/21
29	vs Missouri 01/02/21
27	at Missouri 02/08/20
27	vs Valparaiso 12/21/19

ARKANSAS TEAM GAME LOWS:

FEWEST PTS	59 at Alabama 01/16/21
59	at Florida 02/18/20
61	vs Mississippi State 02/02/21
61	at Tennessee 02/11/20
62	at Georgia Tech 11/25/19
FEWEST FG	15 at Tennessee 02/11/20
19	vs Missouri 01/02/21
19	vs Kentucky 01/18/20
20	vs North Texas 11/12/19
20	vs Montana 11/16/19
FEWEST FGA	45 vs North Texas 11/12/19
46	vs Austin Peay 12/03/19
49	at Tennessee 02/11/20
LOWEST FG%	.268 (19-71) vs Missouri 01/02/21
	.306 (15-49) at Tennessee 02/11/20
	.333 (21-63) at Alabama 01/16/21
	.333 (19-57) vs Kentucky 01/18/20
	.342 (26-79) at LSU 01/13/21
	.359 (23-64) vs Mississippi State 02/02/21
FEWEST 3PT FG	1 vs Oral Roberts 03/27/21
2	vs Mississippi State 02/02/21
3	vs Northern Kentucky 11/30/19
3	at Missouri 02/08/20

Effort. Energy. Enthusiasm.

3	at Florida 02/18/20
4	9x last vs Texas Tech 03/21/21
FEWEST 3 FGA	9 vs Oral Roberts 03/27/21
9	vs TCU 01/25/20
11	s Baylor 03/29/21
14	vs Alabama 02/24/21
14	at Missouri 02/08/20
15	vs Missouri 03/12/21
15	vs Florida 02/16/21
15	at Oklahoma State 01/31/21
LOWEST 3 PT%	.111 (1-9) vs Oral Roberts 03/27/21
	.118 (2-17) vs Mississippi State 02/02/21
	.167 (4-24) vs Oral Roberts 12/20/20
	.167 (3-18) vs Northern Kentucky 11/30/19
	.188 (3-16) at Florida 02/18/20
	.200 (4-20) vs Montana 11/16/19
	.200 (4-20) vs South Dakota 11/22/19
	.200 (4-20) at Mississippi State 01/22/20
FEWEST FT	4 at Oklahoma State 01/30/21
6	at Mississippi State 01/22/20
7	vs Rice 11/05/19
8	at Tennessee 01/06/21
8	vs Central Arkansas 12/12/20
8	vs Southern 12/09/20
8	vs Vanderbilt 01/15/20
FEWEST FTA	7 at Oklahoma State 01/30/21
8	vs Central Arkansas 12/12/20
10	at Tennessee 01/06/21
11	vs Rice 11/05/19
11	at Mississippi State 01/22/20
12	vs Lipscomb 12/05/20
12	vs South Dakota 11/22/19
12	at Indiana 12/29/19
LOWEST FT%	.471 (8-17) vs Southern 12/09/20
	.533 (8-15) vs Vanderbilt 01/15/20
	.545 (6-11) at Mississippi State 01/22/20
	.615 (16-26) vs Auburn 02/04/20
FEWEST REBS	23 vs Missouri 02/22/20
24	vs North Texas 11/12/19
24	at LSU 01/08/20
25	at Texas A&M 03/07/20
FEWEST OFF REB	2 vs Missouri 02/22/20
3	at LSU 01/08/20
3	at Georgia Tech 11/25/19
4	vs North Texas 11/12/19
5	at South Carolina 03/02/21
5	at Kentucky 02/09/21
FEWEST DEF REB	15 at Florida 02/18/20
15	at Tennessee 02/11/20
18	vs TCU 01/25/20
19	vs Mississippi State 02/15/20
FEWEST ASSISTS	6 at Tennessee 02/11/20
7	vs Missouri 01/02/21
7	at Alabama 02/01/20
8	6x - last at Alabama 01/16/21
FEWEST STEALS	0 vs Texas Tech 03/21/21
2	at Tennessee 01/06/21
4	at Western Kentucky 12/07/19
4	vs Mississippi State 02/15/20
4	vs LSU 03/04/20
FEWEST BLOCKS	1 vs Texas Tech 03/21/21
1	vs Georgia 01/09/21
1	vs Northern Kentucky 11/30/19
1	vs South Carolina 01/29/20
1	vs Mississippi State 02/15/20
1	at Florida 02/18/20
2	8x last at Tennessee 01/06/21
FEWEST TO	5 vs LSU 03/04/20
6	at Kentucky 02/09/21
6	at Georgia 02/29/20
7	5x
FOULS	10 vs Southern 12/09/20
12	vs Mississippi Valley 11/25/20
14	vs North Texas 11/28/20
14	vs Texas Southern 11/19/19
14	vs Northern Kentucky 11/30/19
14	vs Valparaiso 12/21/19

OPPONENT GAME LOWS (at Ark):

FEWEST PTS	43 vs Rice 11/05/19
43	vs North Texas 11/12/19
44	vs Southern 12/09/20
45	vs Mississippi State 02/02/21
46	vs Montana 11/16/19
FEWEST FG	15 vs Mississippi State 02/02/21
15	vs Lipscomb 12/05/20
16	vs Rice 11/05/19
17	vs North Texas 11/12/19
18	vs Southern 12/09/20
18	vs Montana 11/16/19
FEWEST FGA	45 vs Texas A&M 01/04/20
46	at Florida 02/18/20
48	vs Vanderbilt 01/15/20
49	vs Mississippi State 02/02/21
LOWEST FG%	.254 (15-59) vs Lipscomb 12/05/20
	.286 (18-63) vs Southern 12/09/20
	.286 (16-56) vs Rice 11/05/19
	.306 (15-49) vs Mississippi State 02/02/21

.321 (18-56) vs Montana 11/16/19	
FEWEST 3PT FG	1 vs Ole Miss 01/27/21
	1 vs Southern 12/09/20
	2 vs North Texas 11/28/20
	2 vs Rice 11/05/19
	2 vs North Texas 11/12/19
	2 vs Montana 11/16/19
	2 vs Texas Southern 11/19/19
	2 at Georgia Tech 11/25/19
FEWEST 3 FGA	7 vs Mississippi State 02/15/20
	11 vs Texas Southern 11/19/19
	12 vs South Dakota 11/22/19
	12 at Georgia Tech 11/25/19
LOWEST 3 PT%	.063 (1-16) vs Ole Miss 01/27/21
	.077 (1-13) vs Southern 12/09/20
	.080 (2-25) vs Rice 11/05/19
	.118 (2-17) vs North Texas 11/12/19
	.190 (4-21) vs Florida 02/16/21
	.125 (2-16) vs Montana 11/16/19
	.154 (2-13) vs North Texas 11/28/20
	.167 (2-12) at Georgia Tech 11/25/19
FEWEST FT	3 vs Alabama 02/24/21
	3 vs Mississippi Valley 11/25/20
	6 vs LSU 02/27/21
	7 vs Southern 12/09/20
	7 vs North Texas 11/12/19
	7 vs Valparaiso 12/21/19
	8 vs Texas A&M 03/06/21
	8 vs Ole Miss 01/27/21
	8 vs Montana 11/16/19
FEWEST FTA	3 vs Alabama 02/24/21
	6 vs Mississippi Valley 11/25/20
	10 vs Texas A&M 03/06/21
	10 vs Southern 12/09/20
	11 vs Valparaiso 12/21/19
	12 vs LSU 02/27/21
	13 vs Georgia 01/09/21
LOWEST FT%	.375 (3-8) vs Alabama 02/24/21
	.500 (6-12) vs LSU 02/27/21
	.500 (9-18) at Indiana 12/29/19
	.515 (17-33) vs South Carolina 01/29/20
	.545 (12-22) vs Vanderbilt 01/15/20
	.556 (10-18) vs Mississippi State 02/02/21
FEWEST REBS	27 vs Rice 11/05/19
	28 at Tennessee 01/06/21
	28 vs Abilene Christian 12/20/20
	28 vs Mississippi State 02/15/20
	29 vs Ole Miss 01/27/21
	29 at Vanderbilt 01/23/21
	30 vs Georgia 01/09/21
	30 vs UT Arlington 12/02/20
	30 vs South Dakota 11/22/19
	30 vs Austin Peay 12/03/19
	30 vs Vanderbilt 01/15/20
FEWEST OFF REBS	4 vs Mississippi State 02/15/20
	4 vs Vanderbilt 01/15/20
	5 vs Missouri 03/12/21
	5 vs South Carolina 01/29/20
	5 vs Northern Kentucky 11/30/19
FEWEST DEF REBS	18 vs Baylor 03/29/21
	20 vs Texas A&M 03/06/21
	20 vs Abilene Christian 12/20/20
	20 vs UT Arlington 12/02/20
	20 vs Tennessee 02/26/20
	20 vs Austin Peay 12/03/19
	21 vs Ole Miss 01/27/21
	21 at Vanderbilt 01/23/21
	21 vs TCU 01/25/20
	21 vs Rice 11/05/19
FEWEST ASSISTS	5 vs Southern 12/09/20
	6 vs Florida 02/16/21
	6 at Ole Miss 01/11/20
	6 at Missouri 02/08/20
	7 vs Rice 11/05/19
	7 at Georgia Tech 11/25/19
	7 at Florida 02/18/20
FEWEST STEALS	0 vs Vanderbilt 01/15/20
	1 at Kentucky 02/09/21
	1 at LSU 01/08/20
	2 vs LSU 02/27/21
	2 at Georgia 02/29/20
FEWEST BLOCKS	0 vs Georgia 01/09/21
	0 Southern 12/09/20
	0 vs North Texas 11/12/19
	0 vs Austin Peay 12/03/19
	1 9x last vs Missouri 01/02/21
FEWEST TO	5 at Tennessee 01/06/21
	7 vs Lipscomb 12/05/20
	8 vs LSU 02/27/21
	9 vs Texas Tech 03/21/21
	9 vs Ole Miss 01/27/21
	9 at Mississippi State 01/22/20
FEWEST FOULS	12 at Tennessee 01/06/21
	12 vs Central Arkansas 12/12/20
	14 vs LSU 03/13/21
	14 at South Carolina 03/02/21
	14 at Oklahoma State 01/30/21
	15 4 x last at Texas A&M 03/07/20

MUSS TEAMS IN THE NCAA/CONFERENCE STATS

	2015-16	2016-17	2017-18	2018-19	2019-20	2020-21
3-pt FG Att	176 / 8	37 / 2	29 / 2	51 / 2	115 / 5	26 / 3
A-Turnover Ratio	232 / 9	13 / 1	2 / 1	15 / 1	140 / 4	103 / 2
Assists/Gm	220 / 9	32 / 1	27 / 2	75 / 3	226 / 10	80 / 4
Blocks/Gm	7 / 1	64 / 3	74 / 2	100 / 2	84 / 9	17 / 4
Def Reb/Gm	19 / 1	31 / 2	92 / 6	31 / 2	287 / 12	33 / 2
Fewest Fouls	342 / 11	105 / 3	253 / 9	184 / 6	322 / 12	329 / 13
Fewest TO	335 / 11	59 / 1	24 / 1	21 / 1	59 / 1	320 / 10
FG Pct	251 / 9	146 / 5	60 / 3	68 / 4	147 / 6	100 / 4
FG Pct Defense	28 / 2	120 / 7	140 / 4	42 / 3	169 / 12	70 / 5
FT Attempts	2 / 1	13 / 1	16 / 2	16 / 1	8 / 2	4 / 1
FT Made	1 / 1	24 / 2	9 / 2	17 / 1	3 / 1	2 / 1
FT Pct	43 / 2	159 / 6	66 / 2	167 / 6	102 / 6	68 / 4
Off Reb/Gm	76 / 2	132 / 3	255 / 7	205 / 6	325 / 14	44 / 8
Fouls/Gm	275 / 8	35 / 1	95 / 1	126 / 3	311 / 11	131 / 3
Reb Margin	4 / 2	72 / 1	232 / 81	97 / 3	342 / 14	56 / 3
Scoring Defense	177 / 5	151 / 6	191 / 6	55 / 1	185 / 9	189 / 8
Scoring Margin	117 / 5	39 / 1	27 / 1	9 / 1	70 / 4	24 / 1
Scoring Offense	113 / 5	37 / 1	18 / 2	28 / 1	56 / 5	11 / 2
Steals/Gm	98 / 3	262 / 8	174 / 6	172 / 4	41 / 1	48 / 4
3 Pt FG Defense	59 / 2	18 / 2	20 / 1	113 / 3	1 / 1	174 / 9
3 PT FG/Game	323 / 11	33 / 2	31 / 3	74 / 3	143 / 4	169 / 5
3 PT FG Pct	314 / 11	42 / 1	26 / 2	155 / 6	175 / 5	198 / 7
3 PT FGM	251 / 9	22 / 2	15 / 2	59 / 2	129 / 4	39 / 4
Total Assists	112 / 2	30 / 2	10 / 1	69 / 2	251 / 10	12 / 1
Total Blocks	3 / 1	50 / 3	44 / 1	88 / 2	81 / 7	3 / 2
Total Rebounds	2 / 1	25 / 3	44 / 2	63 / 2	306 / 14	4 / 3
Total Rebs/Gm	18 / 1	41 / 1	171 / 6	72 / 4	322 / 14	18 / 2
Total Steals	40 / 3	208 / 9	85 / 2	157 / 4	34 / 1	5 / 2
Turnover Margin	184 / 5	169 / 7	22 / 2	22 / 1	9 / 1	58 / 2
Turnovers Forced	154 / 5	306 / 10	191 / 6	127 / 3	29 / 1	52 / 7
Fewest TO/Gm	208 / 7	26 / 2	4 / 1	13 / 1	47 / 1	151 / 3
W-L Pct	93 / 3	17 / 1	17 / 1	7 / 1	89 / 5	17 / 2





MOSES MOODY

@moses_moody3
@moses.2m

5

6 | Fr. | 6-6 | 205
Little Rock, Ark. | Montverde (Fla.) Academy

- 2021 1st Team All-SEC (AP & Coaches)
- 2021 SEC All-Freshman Team (Coaches)
- 2021 SEC MBB Community Service Team
- 2021 SEC Freshman of the Year (Coaches)
- 2021 SEC Newcomer of the Year (AP)
- 3x SEC Freshman of the Week

- Born May 31, 2002 in Little Rock
- Consensus 4-star ... MaxPreps HS HM All-American ... Rated 37th (247Sports), 42nd (ESPN), 53rd (Rivals)
- Serves on Arkansas Athletics' African American S-A Leadership Council and SAAC.
- Parents: Kareem and Rona Moody

MADE THE AD'S HONOR ROLL (GPA BETWEEN 3.5-3.99) FOR FALL 2020

- Led the team, ranked 3rd in the SEC and 4th among NCAA freshmen in scoring
- 1 OF 3 NCAA FRESHMEN TO AVERAGE OVER 15.0 POINTS AND 5.0 REBOUNDS.
- 1 OF 3 PLAYERS IN THE SEC (only frosh) to average at least 16.0 points and 5.5 rebounds
- 1 OF 2 PLAYERS IN THE SEC (only frosh) in SEC top 20 in: PPG (3rd) • FG% (9th) • 3PT% (17th) • FT% (9th) • RPG (17th)
- 1 OF 3 PLAYERS IN THE SEC (only frosh) to shoot at least: 42% FG, 35% 3PT AND 80% FT

MOSES MOODY HONORS:

- ^ Second team All-American (Andy Katz NCAA March Madness)
- ^ Honorable Mention All-American (AP)
- ^ First team Freshman All-American (Basketball Times)
- ^ Kyle Macy National Freshman of the Year Finalist (CollegeInsider.com)
- ^ Kyle Macy National Freshman All-America (CollegeInsider.com)
- ^ All-District VII (USBWA)
- ^ First team All-District 20 (NABC)
- ^ All-Midlands District (Basketball Times)
- ^ SEC Freshman of the Year (Coaches)
- ^ SEC Newcomer of the Year (Media)
- ^ First team All-SEC (Coaches)
- ^ First team All-SEC (AP)
- ^ First team All-SEC (USA TODAY)
- ^ SEC All-Freshman Team
- ^ A 3x SEC Freshman of the Week
- ^ SEC Men's Basketball Community Service Team

- 1st Razorback freshman to earn All-American ... First Razorback to earn 2nd team All-American since 2015. Moody is the 31st Razorback to earn an All-American honor.
- 1st Razorback freshman to be AP first team All-SEC
- 2nd Razorback freshman to be first team All-SEC (Coaches), joining Scotty Thurman (1993)
- 2nd Razorback to be Coaches SEC Freshman of the Year, joining Patrick Beverley (2007)
- 3rd Razorback to be AP SEC Newcomer of the Year, joining Patrick Beverley (2007) and Joe Johnson (2000)
- 9th Razorback (11 total honors) to be a consensus first team All-SEC pick. (Scotty Thurman and Corliss Williamson were two-time, consensus first team All-SEC)
- 11th Razorback (15 total honors) to earn first-team All-SEC (Coaches)
- 11th Razorback (13 total honors) to earn first-team All-SEC (Media)
- 19th Razorback on the SEC All-Freshman team

- Ranked 5th in the NCAA / 2nd in the SEC in FT Made (151) — 9th in the NCAA / 2nd in the SEC in FT Attempts (186)
- Set the UA freshman record for FT Made (151) and Attempts (186) in 32 gms - previous Kareem Reid (116-169 in 1995-96 - 33 gms).
- Was one point shy of tying Scotty Thurman (1992-93) for the Arkansas freshman scoring record
- Was 16-of-19 at the line in the Alabama win ... 16 makes ties for 6th-most by a Hog in a game — 3rd-most in an SEC game ... 19 attempts tie for 7th-most by a Hog in a game — 3rd most in an SEC game.
- Double figure points in 28 of 32 games
- Led the team in rebounding 11x, led the team in rebounding 8x and led the team in scoring & rebounding in the same game 4x.
- Led the team in Plus-Minus at +309 (next closest was Justin Smith at +282).
- Had 21 deflections in two games at the SEC Tournament (11 vs Mizzou and 10 vs LSU) ... Had 11 deflections in two games (at Missouri and vs Mississippi State) - LED THE TEAM IN DEFLECTIONS with 162
- Second on the team in drawing charges with 14 — took five vs Mizzou in the SEC quarterfinal.

2020-21 HIGHLIGHTS

- Scored 19 in his collegiate debut — making 9-of-10 from the free throw line ... Added three steals
- Named SEC Freshman of the Week / College Sports Madness SEC Player of the Week (Dec. 7) ... Averaged 21 points and 8.5 rebounds in wins over UT Arlington and Lipscomb ... Was 14-of-20 from the field — including 4-of-6 from 3-point range — while going 10-of-13 at the free throw line ... Had game highs with 24 points and nine rebounds versus UTA (first Hog frosh since Bobby Portis in 2014 to have at least 24 and nine in a game ... Followed that with an 18-point, eight-rebound performance versus Lipscomb. Moody made 7-of-his-8 shots, including 2-of-3 from 3-point range
- Stuffed the stat sheet versus Central Arkansas with 15 points, seven rebounds, three assists, two steals and a blocked shot
- Led all scorers with 21 points in the Abilene Christian win
- Tied for the team lead with six rebounds at Auburn ... Scored 16 points, including two early 3-pointers to set the tone in the win
- Recorded his first career double-double versus Mizzou (1/2) with 18 points and career-high 10 rebounds ... Made a season-high four 3-pointers
- Scored 25 points in the win over Georgia ... Had a team-best and season-best 11 deflections
- Had 18 points at LSU, including 13 in the second half to help Arkansas outscore the Tigers in the period ... Added six rebounds (four offensive)
- Led the team in both points — career-high 28 — and rebounds — season's second-best total of nine — at Alabama ... Scored 14 of Arkansas' first 15 points ... His 25 field goal attempts were the most by a Razorback since 2010 and ties for fourth-most by a Razorback in an SEC game
- Only scored five points in the win over Auburn and was 0-of-4 from 3-point range ... However, all five came in the final nine minutes of the game ... With the game tied at 56, got an offensive rebound and put-back to give Arkansas a lead it would not relinquish ... Sealed win with a defensive rebound with three seconds left
- Scored a game-high 26 points (13 in each half) at Vanderbilt with a team-best eight rebounds
- Made 8-of-13 shots for 17 points (11 in the second half) at Oklahoma State
- Led the team in scoring with 13 points versus Mississippi State, adding seven rebounds and two steals ... Scored 11 of the team's 28 first-half points
- Named College Sports Madness SEC Player of the Week (Feb. 15) after road wins at Kentucky and at Missouri ... Had 12 points at Kentucky and tied for the team lead with seven rebounds ... Only played nine minutes with three points and two rebounds in first half ... Played all 20 minutes of the second half with 11 points (3-of-5 3PT) with five rebounds ... At Missouri, scored Arkansas' first seven points but picked up two early fouls to sit most of the period ... Played the final 25 minutes of the game and made two big plays in overtime to get the win ... Had an assist to give Arkansas the lead with 58 seconds left, had a steal and followed by two free throws with 12 seconds left to go up three
- Struggled a little vs Florida but finished with 14 points thanks to 6-of-7 at the free throw line ... Added three assists, a steal and two blocked shots ... Was 6-of-6 at the line inside the final 1:40
- Named SEC Freshman of the Week (3/1) in wins over the top two teams in the league as he averaged 21.0 points and 6.5 rebounds while setting career highs in both games for assists and had a career-high for blocked shots. ... Scored a game-high 24 in the Alabama win, (16-of-19 at the free throw line) ... added then career highs in assists (4) ... Tied career high with blocked shots (3) .. Then pumped in 18 in the LSU win as he set a career high in assists (5) with eight rebounds
- Named SEC Freshman of the Week (3/8) for the second straight week ... He tied his career high by scoring 28 points in both wins while shooting 63 percent from the field and 52.9 percent from 3-point range (tying his career-high with four triples at USC only to top it with five versus Texas A&M) while playing 70 minutes with zero turnovers ... At South Carolina, tied career highs in points (28), FG Made (10) and 3's Made (4) ... Had 17 first-half points, making 7-of-11 from the field and three 3-pointers ... Perhaps saved his best for last in the season finale win over Texas A&M .. Once again tied his career high with 28 points while making a career-high five 3-pointers (5-of-8) ... Added five rebounds, two assists and two steals ... Made a huge block with 1:30 left and

"He Beat the Streets"

An excerpt from an original poem by Moses Moody first performed for his senior speech at Montverde Academy Feb. 20, 2020.

When you see me, what's your first impression?
Are you willing to learn this lesson or are you distracted by my complexion?
An impoverished black male making his way out of the streets
Is the equivalent to a flower blooming through the concrete.

Full video:
<https://www.youtube.com/watch?v=oUSnmc7XhNM>

RAZORBACK FRESHMEN TO LEAD THE TEAM IN SCORING

George Kok	1944-45	18.7 ppg
Scotty Thurman	1992-93	17.4 ppg
Joe Johnson	1999-00	16.0 ppg
Jonathon Modica	2002-03	11.5 ppg
Patrick Beverley	2006-07	13.9 ppg
MOSES MOODY	2020-21	16.8 ppg

UA FRESHMEN RECORDS

Arkansas Freshman Scoring Average:

George Kok	18.7 ppg
Scotty Thurman	17.4 ppg
Moses Moody	16.8 ppg

Arkansas Freshman Points:

Scotty Thurman	540 (31 gm)
Moses Moody	539 (32 gm)

Arkansas Freshman FT Made:

Moses Moody	151 (32 gm)
Kareem Reid	116 (33 gm)

Arkansas Freshman FT Att:

Moses Moody	186 (32 gm)
Kareem Reid	169 (33 gm)



Effort. Energy. Enthusiasm.



- the game tied — A&M looked to have a dunk but Moody blocked it at the rim.
- Only scored five points (2-of-6 shooting) in the SEC tourney win over Mizzou ... **HOWEVER**, was superb in all other facets of the game ... **Tied for the team lead in rebounds (8), had a team-best 11 deflections, TOOK FIVE CAREERS.**
- For the third time in four games, **tied is career high with 28 points** versus LSU in the SEC semifinal ... Also led the team in rebounds (9) with two steals and 10 deflections
- Struggled from the field vs Oral Roberts in the Sweet 16 but still scored 14 points with six rebounds ... **Tied career high with three blocked shots,**
- Made 7-of-8 free throws versus Baylor in the Elite 8 to score 11 points, adding five rebounds.

MOODY IN 2021 NBA MOCK DRAFTS

- SBNation.com (4/6)	6th pick (1st SEC Player)	- USA Today.com (4/8)	9th pick (2nd SEC Player)	- Stadium.com (1/4)	12th pick (2nd SEC Player)
- NBCSports.com (4/5)	7th pick (1st SEC Player)	- Yahoo.com (4/6)	9th pick (2nd SEC Player)	- SI.com (4/8)	12th pick (2nd SEC Player)
- TheAthletic.com (3/16)	8th pick (2nd SEC Player)	- NBADraft.net (4/5)	10th pick (1st SEC Player)	- BabcockHoops.com (4/9)	14th pick (2nd SEC Player)
- NBAAnalysis.net (4/3)	9th pick (2nd SEC Player)	- NBADraftRoom.com (4/2)	10th pick (3rd SEC Player)	- SportsNaut.com (3/30)	14th pick (3rd SEC Player)
- BleacherReport.com (4/2)	9th pick (2nd SEC Player)	- CBSSports.com (4/6)	11th pick (2nd SEC Player)	- ESPN.com (4/8)	21st pick (5th SEC Player)
		- TankAThon.com (4/4)	12th pick (2nd SEC Player)		



TOP SCORING FROSH IN NCAA

1. Cameron Thomas - LSU	23.0 ppg
2. Cade Cunningham - Oklahoma St.	20.1 ppg
3. Rayshon Harrison, Presbyterian	17.2 ppg
4. MOSES MOODY - ARKANSAS	16.8 ppg
5. Evan Mobley - Southern Cal	16.3 ppg

DOUBLE-DOUBLES (1)

FROSH	(1)
01/03/21 - MISSOURI	18 pts 10 reb

- Led the Razorbacks in Pts:..... 11
- Led the Razorbacks in Rebs:..... 8
- Led Razorbacks in Pts & Rebs Same Gm:..... 4
- CAREER: Double-figure Pts:..... 28
- Double-figure Rebs:..... 1
- 20-pt gms:..... 9
- Gms with a 3PT FG:..... 27
- Gms with 3+ 3PT FG:..... 8
- Gms with 3+ Steals:..... 2
- Gms with 3+ Assists:..... 5
- Gms with 5+ Rebs:..... 23

WHERE MOODY RANKS

Category	NCAA	SEC	TEAM
FT Made (151)	5th	2nd	1st
Total Minutes (1080:48)	6th	2nd	1st
FT Att (168)	9th	2nd	1st
Total Points (539)	17th	2nd	1st
Scoring (16.8)	118th	3rd	1st
Total FG Att (386)	26th	3rd	1st
Total FG Made (165)	49th	5th	1st
Total 3's Made (58)	100th	6th	1st
Minutes/Gm (33:46)	170th	7th	1st
3PT FG Att (162)	81st	7th	2nd
Total Rebounds (184)	115th	8th	2nd
FG% (.427)	260th	9th	2nd
FT% (.812)	32nd	9th	1st
3PT Made/Game (1.81)	132nd	14th	1st
3PT FG% (.358)	--	17th	1st
Offensive Rebounds (2.0)	251st	17th	2nd
Rebounds/Gm (5.8)	--	17th	2nd
Total Blocks (21)	249th	18th	2nd
Total Steals (34)	236th	18th	5th

PERSONAL BESTS

POINTS
 Season: 28 (4x) last vs LSU (03/13/21)
 SEC: 28 (3x) last vs Texas A&M (03/06/21)

FG MADE
 Season: 10 (3x) last at South Carolina (03/02/21)
 SEC: 10 (3x) last at South Carolina (03/02/21)

FG ATTEMPTED
 Season: 25 at Alabama (01/16/21)
 SEC: 25 at Alabama (01/16/21)

3-POINT FG MADE
 Season: 5 vs Texas A&M (03/06/21)
 SEC: 5 vs Texas A&M (03/06/21)

3-PT FG ATTEMPTS
 Season: 9 last at South Carolina (03/02/21)
 SEC: 9 last at South Carolina (03/02/21)

FT MADE
 Season: 16 vs Alabama (02/24/21)
 SEC: 16 vs Alabama (02/24/21)

FT ATTEMPTED
 Season: 19 vs Alabama (02/24/21)
 SEC: 19 vs Alabama (02/24/21)

REBOUNDS
 Season: 10 vs Missouri (01/02/21)
 SEC: 10 vs Missouri (01/02/21)

ASSISTS
 Season: 5 vs LSU (02/27/21)
 SEC: 5 vs LSU (02/27/21)

STEALS
 Season: 3 (2x) last vs North Texas (11/28/20)
 SEC: 2 (5x) last at Missouri (02/13/21)

BLOCKED SHOTS
 Season: 3 (2x) last vs Oral Roberts (03/27/21)
 SEC: 3 vs Alabama (02/24/21)

MINUTES
 Season: 39:26 vs Missouri (03/12/21)
 SEC: 39:18 vs Alabama (02/24/21)

MOSES MOODY 2020-21 GAME STATS

Opponent	Date	GS	Min	FG	FGA	Pct	3FG	3A	Pct	FT	FTA	Pct	O	D	Tot	Avg	PF	FO	A	TO	Blk	Stl	Pts	Avg	
MISSISSIPPI VALLEY	11/25/20	*	24	3	12	.250	1	6	.167	9	10	.900	2	1	3	3.0	3	0	2	0	0	3	16	16.0	
NORTH TEXAS	11/28/20	*	29	2	9	.222	1	4	.250	6	6	1.000	1	1	2	2.5	1	0	1	1	1	3	11	13.5	
UT ARLINGTON	12/02/20	*	32	7	12	.583	2	3	.667	8	10	.800	3	6	9	4.7	3	0	1	2	0	0	24	17.0	
LIPSCOMB	12/05/20	*	24	7	8	.875	2	3	.667	2	3	.667	3	5	8	5.5	2	0	3	1	0	1	18	17.3	
SOUTHERN U.	12/09/20	*	26	5	10	.500	2	4	.500	0	0	.000	3	2	5	5.4	1	0	2	2	1	0	12	16.2	
CENTRAL ARKANSAS	12/12/20	*	35	6	11	.545	3	7	.429	0	0	.000	0	7	7	5.7	1	0	3	1	1	2	15	16.0	
ORAL ROBERTS	12/20/20	*	28	7	12	.583	1	4	.250	3	6	.500	4	3	7	5.9	1	0	1	2	1	1	18	16.3	
ABILENE CHRISTIAN	12/22/20	*	37	6	10	.600	3	5	.600	6	8	.750	3	1	4	5.6	1	0	2	0	2	0	21	16.9	
at Auburn	12/30/20	*	39	4	11	.364	2	6	.333	6	6	1.000	2	4	6	5.7	2	0	1	2	0	2	16	16.8	
MISSOURI	01/02/21	*	39	4	15	.267	4	8	.500	6	10	.600	4	6	10	6.1	4	0	1	1	1	2	18	16.9	
at Tennessee	01/06/21	*	37	1	8	.125	1	4	.250	3	3	1.000	0	2	2	5.7	4	0	1	0	0	0	6	15.9	
GEORGIA	01/09/21	*	38	9	15	.600	2	6	.333	5	5	1.000	2	2	4	5.6	2	0	2	1	0	1	25	16.7	
at LSU	01/13/21	*	36	7	18	.389	1	5	.200	3	4	.750	5	1	6	5.6	4	0	2	3	0	2	18	16.8	
at Alabama	01/16/21	*	35	10	25	.400	3	7	.429	5	5	1.000	3	6	9	5.9	2	0	1	2	0	0	28	17.6	
AUBURN	01/20/21	*	32	2	9	.222	0	4	.000	1	2	.500	1	4	5	5.8	2	0	2	2	1	1	5	16.7	
at Vanderbilt	01/23/21	*	35	10	16	.625	1	4	.250	5	5	1.000	3	5	8	5.9	2	0	2	2	1	0	26	17.3	
OLE MISS	01/27/21	*	19	1	3	.333	0	1	.000	3	5	.600	1	0	1	5.6	3	0	2	3	1	0	5	16.6	
at Oklahoma State	01/30/21	*	32	8	13	.615	1	3	.333	0	1	.000	0	4	4	5.6	0	0	1	1	0	0	17	16.6	
MISSISSIPPI STATE	02/02/21	*	38	4	12	.333	1	4	.250	4	4	1.000	3	4	7	5.6	4	0	1	3	0	2	13	16.4	
at Kentucky	02/09/21	*	29	4	9	.444	4	6	.667	2	2	1.000	1	6	7	5.7	3	0	0	0	0	1	14	16.3	
at Missouri	02/13/21	*	34	4	7	.571	2	4	.500	6	6	1.000	0	5	5	5.7	4	0	1	4	2	2	16	16.3	
FLORIDA	02/16/21	*	36	3	14	.214	2	7	.286	6	7	.857	1	4	5	5.6	0	0	3	3	1	0	14	16.2	
ALABAMA	02/24/21	*	39	3	12	.250	2	5	.400	16	19	.842	1	4	5	5.6	2	0	4	1	3	1	24	16.5	
LSU	02/27/21	*	36	3	14	.214	1	5	.200	11	14	.786	3	5	8	5.7	1	0	5	1	0	0	18	16.6	
at South Carolina	03/02/21	*	34	10	15	.667	4	9	.444	4	4	1.000	0	7	7	5.8	3	0	2	0	2	2	28	17.0	
TEXAS A&M	03/06/21	*	36	9	15	.600	5	8	.625	5	6	.833	3	2	5	5.7	2	0	2	0	1	2	28	17.5	
vs Missouri	03/12/21	*	39	2	6	.333	0	3	.000	1	1	1.000	4	4	8	5.8	2	0	0	4	1	0	5	17.0	
vs LSU	03/13/21	*	39	8	16	.500	4	10	.400	8	12	.667	3	6	9	5.9	4	0	1	3	0	2	28	17.4	
vs Colgate	03/19/21	*	35	4	8	.500	1	4	.250	3	5	.600	0	1	1	5.8	3	0	0	1	0	1	12	17.2	
vs Texas Tech	03/21/21	*	39	6	11	.545	2	6	.333	1	2	.500	2	4	6	5.8	2	0	1	1	0	0	15	17.1	
vs Oral Roberts	03/27/21	*	38	4	20	.200	0	3	.000	6	7	.857	1	5	6	5.8	4	0	0	2	3	1	14	17.0	
vs Baylor	03/29/21	*	33	2	10	.200	0	4	.000	7	8	.875	2	3	5	5.8	2	0	1	3	1	0	11	16.8	
Totals			32	1082	165	386	.427	58	162	.358	151	186	.812	64	120	184	5.8	74	0	51	52	21	33	539	16.8

MOSES MOODY CAREER STATISTICS

Year	GP	GS	Min	Avg	FG	FGA	Pct	3FG	3FGA	Pct	FT	FTA	Pct	Off	Def	Tot	Avg	PF	FO	Ast	TO	Blk	Stl	Pts	Avg
2020-21	32	32	1082	33.8	165	386	.427	58	162	.358	151	186	.812	64	120	184	5.8	74	0	51	52	21	33	539	16.8



JUSTIN SMITH

Gr.Sr. | F | 6-7 | 230
Buffalo Grove, Ill. | Indiana Univ.



@justinsmith3_

• 2021 2nd Team All-SEC (USA TODAY Sports Network) •
• Named to Seth Davis' ALL-GLUE Team •

• Born: Mar. 1, 1999 in Highland Park, Ill.
• Parents: Edward and Lucy Smith
• Graduated in just 3 years from Indiana's Kelley School of Business (B.S.B.) - Spring of 2020
• Pursuing his master's in operations management at the University of Arkansas.

MADE THE AD'S HONOR ROLL (GPA BETWEEN 3.5-3.99) FOR FALL 2020

- Rated the 11th-best Graduate Transfer in the Nation by TheStadium.com.
- Played in all of Indiana's 98 games (with 73 starts) in his three years ... Earned 2019 Academic All-Big Ten.
- Injured his right ankle in the first half at Auburn (Dec. 30) ... Had surgery Jan. 1 ... Missed the Mizzou, Tennessee, Georgia and LSU games (Team was 1-3) ... Returned to the lineup 15 days later to start at Alabama BUT WAS STILL LIMITED.
- Arkansas was 24-4 with Smith in the starting lineup (one of those losses was his return at Alabama)
- 41st NCAA / 2nd SEC in field goal percentage (.545) ... thanks to a team-best 32 dunks.

- Led the team and 6th in the SEC in rebounding (7.3 avg.) — 26th NCAA / 2nd in the SEC in off rebs (3.29)
- 2nd on the team / 18th in the SEC in scoring (13.6 avg.) — Had career bests in scoring (13.6), rebounding (7.2), assists (49), steals (34) and blocked shots (18).
- Tabbed 2nd team All-SEC by USA TODAY and named to The Athletic/Seth Davis' All-Glue team
- Has a team-best +10.07 Plus-Minus per 40 minutes

2020-21 HIGHLIGHTS:

Scored Arkansas' first points of the 2020-21 season ... Finished with 13 versus Mississippi Valley and tied career high with three steals • Led the Razorbacks with 18 points and 14 deflections versus North Texas, making 2-of-3 from 3-point range • Tied for the team lead with nine rebounds, including six offensive boards, versus UTA • Had two dunks versus Southern — Both making ESPN's Top 10 Plays • Posted double-double versus Oral Roberts ... Led all players with a season-high 22 points and a career-high 17 rebounds, including 10 offensive boards ... First Razorback with at least 22 points and 17 rebounds since Nick Davis (Nov. 21, 1997) • Followed that with a 10-rebound performance versus Abilene Christian • Only played 11:47 in the first half at Auburn before exiting with an ankle injury but had four points, four rebounds and an assist • In his first fully-healthy game since the surgery, had 12 points and seven rebounds at Vanderbilt ... Had five offensive boards (team had 11) • Led Arkansas in points (18), rebounds (7) and assists (4) at Oklahoma State ... tied career-high with four assists • Tallied his second double-double of the year with 10 points and 10 rebounds versus Mississippi State ... Scored all 10 points in the second half ... Tied a season high with seven defensive boards • At Missouri, he led the team in both scoring (19) and rebounds (6) ... Struggled early with his only points being two free throws in the first half — which put him over 1,000 for his career ... He scored 11 second-half points and six of the team's 13 points in overtime ... He made both field goals in OT and made two free throws with three seconds left to seal the win ... Made a career-high six free throws • Posted the team's best deflection total of the year with 15 versus Florida ... Had a career-high five steals and tied his career-high with four assists ... Was 7-9 from the field and scored 15 points • Recorded his third double-double of the year in the win over Alabama ... Scored 11 of his 12 points in the second half and had seven of his 12 rebounds in the frame ... Had three dunks in the game • For the second straight game, posted a double-double — his fourth of the year — with a team-best 19 points and 10 rebounds ... Helped the Hogs out-score the Tigers 51-38 in the second half as 12 of his 19 came in the period, making 5-of-6 shots and both free throws ... Added 10 deflections • Had his third-straight impressive performance at South Carolina ... Tied his season high with 22 points, which is his best in an SEC game, and he tied a career high with six free throws made ... His eight field goals made were his best in an SEC game ... Tied for the team lead with eight rebounds • Only scored 11 in the season finale versus Texas A&M, but had nine in the second half (4-of-5 shooting) in the second half as the Hogs completed a come-from-behind win ... Played all 40 minutes • In SEC quarters vs Mizzou, had 16 pts, tied for team-high 8 rebs, with 3 assists, two steals, a blocked shot and he took two charges ... Was 6-of-7 shooting in the 2nd half with 13 of 16 points and all 8 rebounds • In the SEC semis vs LSU, had 21 points (10-of-13 shooting) with seven boards and two assists ... Scored 15 of 21 pts in second half (7-of-9 shooting) • Played all 40 minutes vs Colgate in the NCAA, had a career-high 27 points — going a career-best 11-of-13 at the free throw line — and 12 rebounds for his fifth double-double of the year and fourth in the last 11 games ... Tied his career-high with five steals and added two blocked shots to become just the second player to record 27-plus points, 12-plus rebounds, 5-plus steals and 2-plus blocks in an NCAA Tournament game, joining Kansas great Danny Manning in the 1988 championship game • Led the team with 20 points (9-of-11 shooting) with six rebounds • Posted a double-double vs ORU in the Sweet 16 with 12 points and 14 rebounds (11 offensive) • Tied for the team lead with six rebounds, adding 10 points, three assists and two steals vs Baylor in the Elite 8.

WITH "HEALTHY" SMITH LAST 18 GAMES: ARK WAS 15-3
AVERAGED 15.1 ppg 7.7 rpg 2.2 apg 59.3 FG%
• 5 DOUBLE-DOUBLES - 2 AT NCAA (Avg 17.3 pts/9.5 reb @NCAA)
• Double-Digit Points 17x — 5+ rebounds 16x — 2+ assists 13x
• Career-high 27 points vs Colgate; Added 20 vs Texas Tech
• Career-high 5 steals vs Florida AND Colgate
• Led team in Pts AND Rebs at Oklahoma State and vs Colgate
• Then SEC-best 19 pts vs LSU followed by SEC-best 22 at USC
• 1st HALF: team 3rd-best 5.3 ppg 47.0 FG% 3.7 RPG 9 STL
• 2nd HALF: team-best 9.5 ppg 67.9 FG% 3.9 RPG 14 STL

DOUBLE-DOUBLES (10)
* - back-to-back games

FRESHMAN		(1)	
11/12/17	• HOWARD	16 pts	12 reb
SOPHOMORE		(2)	
01/22/19	• at Northwestern	10 pts	12 reb
02/02/19	• at Michigan St	13 pts	10 reb
JUNIOR		(1)	
12/13/19	• NEBRASKA	16 pts	10 reb
SENIOR		(6)	
12/20/20	• ORAL ROBERTS	22 pts	17 reb
02/02/21	• MISSISSIPPI STATE	10 pts	10 reb
02/24/21	• ALABAMA	▲ 11 pts	12 reb
02/27/21	• LSU	▲ 19 pts	10 reb
03/19/21	• vs Colgate	27 pts	12 reb
03/27/21	• vs Oral Roberts	12 pts	14 reb

- Scored 1,000th Point at MIZZOU (02/13/21)
- Grabbed 500th career rebound vs MISS (1/27)
- Led his team in Pts: 11
- Led his team in Rebs: 22
- CAREER: Double-figure Pts: 56
- 20-pt gms: 8
- Double-figure Rebs: 12

PERSONAL BESTS

POINTS	
Season: 27	vs Colgate (03/19/21)
Career: 27	vs Colgate (03/19/21)
SEC: 22	at South Carolina (03/02/21)

FG MADE

Season: 10	vs LSU (03/13/21)
Career: 11	vs Western Illinois (11/05/19)
SEC: 8	at South Carolina (03/02/21)

FG ATTEMPTED

Season: 20	vs Oral Roberts (12/20/20)
Career: 20	vs Oral Roberts (12/20/20)
SEC: 12 (2x)	last at South Carolina (03/02/21)

3-POINT FG MADE

Season: 2	vs North Texas (11/28/20)
Career: 3	vs Michigan State (03/02/19)
SEC: 1 (3x)	last vs LSU (02/21/21)

3-PT FG ATTEMPTS

Season: 3 (3x)	last vs Oral Roberts (12/20/20)
Career: 9	vs Michigan State (03/02/19)
SEC: 3	at Missouri (02/13/21)

FT MADE

Season: 11	vs Colgate (03/19/21)
Career: 11	vs Colgate (03/19/21)
SEC: 6 (2x)	last at South Carolina (03/02/21)

FT ATTEMPTED

Season: 13	vs Colgate (03/19/21)
Career: 13	vs Colgate (03/19/21)
SEC: 7 (2x)	last at South Carolina (03/02/21)

REBOUNDS

Season: 17	vs Oral Roberts (12/20/20)
Career: 17	vs Oral Roberts (12/20/20)
SEC: 12	vs Alabama (02/24/21)

ASSISTS

Season: 4 (2x)	last vs Florida (02/16/21)
Career: 4 (3x)	last vs Florida (02/16/21)
SEC: 4	vs Florida (02/16/21)

STEALS

Season: 5 (2x)	last vs Colgate (03/19/21)
Career: 5 (2x)	last vs Colgate (03/19/21)
SEC: 5	vs Florida (02/16/21)

BLOCKED SHOTS

Season: 2 (2x)	last vs Florida (02/16/21)
Career: 3	at Michigan State (02/02/19)
SEC: 2	vs Florida (02/16/21)

MINUTES

Season: 40:00 (2x)	last vs Colgate (03/19/21)
Career: 40:17	vs Nebraska (12/13/19)
SEC: 40:00	vs Texas A&M (03/06/21)

JUSTIN SMITH 2020-21 GAME STATS

Opponent	Date	GS	Min	FG	FGA	Pct	3FG	3FGA	Pct	FT	FTA	Pct	O	D	Tot	Avg	PF	FO	A	T	Blk	Stl	Pts	Avg	
MISSISSIPPI VALLEY	11/25/20	*	20	6	9	.667	0	0	.000	1	3	.333	3	1	4	4.0	0	0	2	0	0	3	13	13.0	
NORTH TEXAS	11/28/20	*	36	7	13	.538	2	3	.667	2	6	.333	3	3	6	5.0	2	0	1	2	1	3	18	15.5	
UT ARLINGTON	12/02/20	*	35	4	15	.267	0	2	.000	3	4	.750	6	3	9	6.3	3	0	2	2	0	1	11	14.0	
LIPSCOMB	12/05/20	*	18	3	5	.600	0	1	.000	3	4	.750	1	5	6	6.3	1	0	0	2	1	0	9	12.8	
SOUTHERN U.	12/09/20	*	27	4	9	.444	0	1	.000	3	6	.500	3	1	4	5.8	1	0	2	2	1	0	11	12.4	
CENTRAL ARKANSAS	12/12/20	*	27	6	14	.429	0	3	.000	0	0	.000	1	3	4	5.5	4	0	1	2	2	0	12	12.3	
ORAL ROBERTS	12/20/20	*	39	9	20	.450	0	3	.000	4	5	.800	10	7	17	7.1	2	0	3	1	2	2	22	13.7	
ABILENE CHRISTIAN	12/22/20	*	25	1	6	.167	0	0	.000	2	2	1.000	3	7	10	7.5	3	0	1	0	1	4	14	12.5	
at Auburn	12/30/20	*	12	2	3	.667	0	0	.000	0	2	.000	1	3	4	7.1	1	0	1	1	0	0	4	11.6	
MISSOURI	01/02/21	DNP-Inj																							
at Tennessee	01/06/21	DNP-Inj																							
GEORGIA	01/09/21	DNP-Inj																							
at LSU	01/13/21	DNP-Inj																							
at Alabama	01/16/21	*	18	2	4	.500	0	0	.000	1	2	.500	1	0	1	6.5	2	0	1	3	0	1	5	10.9	
AUBURN	01/20/21	*	27	5	11	.455	0	0	.000	0	0	.000	4	1	5	6.4	2	0	2	1	0	0	10	10.8	
at Vanderbilt	01/23/21	*	26	5	8	.625	0	0	.000	2	3	.667	5	2	7	6.4	2	0	2	1	1	1	12	10.9	
OLE MISS	01/27/21	*	30	4	8	.500	1	1	1.000	1	1	1.000	1	5	6	6.4	1	0	2	1	0	0	10	10.8	
at Oklahoma State	01/30/21	*	37	9	14	.643	0	0	.000	0	0	.000	4	3	7	6.4	3	0	4	4	0	0	18	11.4	
MISSISSIPPI STATE	02/02/21	*	36	5	8	.625	0	1	.000	0	0	.000	3	7	10	6.7	1	0	1	1	0	0	10	11.3	
at Kentucky	02/09/21	*	33	4	10	.400	0	1	.000	1	2	.500	1	3	4	6.5	4	0	3	0	0	2	9	11.1	
at Missouri	02/13/21	*	38	6	10	.600	1	3	.333	6	7	.857	1	5	6	6.5	2	0	3	0	0	2	19	11.6	
FLORIDA	02/16/21	*	37	7	9	.778	0	0	.000	1	2	.500	2	4	6	6.4	1	0	4	2	2	5	15	11.8	
ALABAMA	02/24/21	*	39	5	9	.556	0	0	.000	1	4	.250	5	7	12	6.7	2	0	2	3	1	1	11	11.7	
LSU	02/27/21	*	38	8	12	.667	1	2	.500	2	2	1.000	3	7	10	6.9	2	0	1	2	1	1	19	12.1	
at South Carolina	03/02/21	*	34	8	12	.667	0	0	.000	6	7	.857	1	7	8	7.0	1	0	2	1	0	1	22	12.6	
TEXAS A&M	03/06/21	*	40	5	8	.625	0	1	.000	1	4	.250	4	0	4	6.8	4	0	1	2	1	0	11	12.5	
vs Missouri	03/12/21	*	30	6	12	.500	0	1	.000	4	7	.571	3	5	8	6.9	5	1	3	5	1	2	16	12.7	
vs LSU	03/13/21	*	39	10	13	.769	0	0	.000	1	3	.333	4	3	7	6.9	2	0	2	5	1	0	21	13.0	
vs Colgate	03/19/21	*	40	8	16	.500	0	0	.000	11	13	.846	4	8	12	7.1	2	0	1	2	2	5	27	13.6	
vs Texas Tech	03/21/21	*	39	9	11	.818	0	0	.000	2	3	.667	3	3	6	7.0	2	0	2	1	1	0	20	13.8	
vs Oral Roberts	03/27/21	*	38	6	14	.429	0	0	.000	0	0	.000	11	3	14	7.3	3	0	1	2	0	1	12	13.7	
vs Baylor	03/29/21	*	37	5	9	.556	0	0	.000	0	0	.000	1	5	6	7.3	4	0	3	0	1	2	10	13.6	
Totals			28	895	159	292	.545	5	23	.217	58	92	.630	92	111	203	7.3	62	1	49	51	18	34	381	13.6

JUSTIN SMITH CAREER STATISTICS

Year	GP	GS	Min	Avg	FG	FGA	Pct	3FG	3FGA	Pct	FT	FTA	Pct	Off	Def	Tot	Avg	PF	FO	Ast	TO	Blk	Stl	Pts	Avg
201																									



JD NOTAE

R-Jr. | 6'6" | 195

Covington, Ga. | Jacksonville Univ.

@jdnotae
@dimebagnotae

1

B/R Bleacher Report National
SIXTH MAN OF THE YEAR



SEC Coaches
SIXTH MAN OF THE YEAR

- Born: Oct. 27, 1998 in Covington, Ga.
- The 1st person to contact Notae when entered transfer portal was Coach Muss at Nevada ... When Muss came Arkansas, Notae came on official visit.
- Mother: Stacy Notae

- Rated the 29th-best "Sit-Out" Transfer in the Nation by ESPN.com for the 2020-21 season.
- Sat out the 2019-20 season at Arkansas due to NCAA transfer regulations.
- Was second team All-ASUN as a sophomore and ASUN Freshman of the Year.

Named the **Bleacher Report National Sixth Man of the Year** and the **SEC Coaches Sixth Man of the Year** ... Was Arkansas' first sub 16 times and Arkansas was 13-3 in those games.

• **3rd on the team in scoring (12.8 ppg)** but **led the team in scoring 22.2 points per 40 minutes (Moody**

was second at 19.9 ppg) ... Led the team in steals (46) and ranked 12th in the SEC in steals per game (1.44) ... Was 7th in the SEC in FT made (92).

- Scored in double figures 21 times this season ... Led team in scoring seven times
- Lone start for the season came at home vs Auburn (1/20)

2020-21 HIGHLIGHTS:

• Had a game-high seven assists with five rebounds in the season opener • Had 16 points and six rebounds versus North Texas • Scored his 1,000th career point (5:09 of 2nd half) versus Central Arkansas ... Had a game-high 22 points, including 17 in the second half, adding three steals and six assists with just one turnover • Versus Oral Roberts, finished with 15 points, 5 rebounds, three assists and **led career-high with three blocked shots** ... Made a then career-high seven free throws (7-of-8) • Scored 19 in the win over Abilene Christian, including 17 in the second half ... Made two key 3-pointers —one to put Arkansas up 12 with 3:05 left and hit another to seal the win 1:23 left • Scored 21 in the win at Auburn, including 19 in the second half ... Made a then career-high seven free throws and had a season-high four assists • Led the team with 19 points at Tennessee (season-best 63.6% shooting 7-of-11 FG) ... Added four rebounds and three assists • Led Arkansas and tied a season-high with 22 points at LSU, including 14 in the first half ... Scored nine points during a 12-0 run for the Hogs • Broke out of a three-game slump by leading the team with 19 points vs Ole Miss - 14 in the second half ... Only made four shots from the field but three were 3's ... **Had career-highs for free throws made (8)** and free throws attempted - tied (9) ... Added five rebounds for the second straight game • Scored 11 points at Kentucky, including eight in the first half and making 2-of-3 from deep in the period • Broke a mini slump with a 12-point performance in the Alabama win, making 2-of-4 from 3-point range ... His last triple gave Arkansas its largest lead (16 points with 5:22 left in the game) ... Added three assists (his most in 12 games) with two steals • Played his best overall game — including his best defensive game — in the win over LSU ... Scored 18 points while **tying a season-best with six rebounds (his most in an SEC game)** and two steals while taking his fourth charge of the season • **Trumped that performance the next time out** in the win at South Carolina with 21 points, five rebounds, five assists and five steals ... The 21 points and five assists both tie his best performances in an SEC game ... He became the **first Razorback to have at least 20-5-5 in a game since Kareem Reid** versus Louisville on **Dec. 9, 1997** (HogStats.com) • Only scored nine in the season finale versus Texas A&M but they all came in the second half (making 6-of-6 FT) as Arkansas completed the come-from-behind win ... Added four rebounds and three steals • In the SEC quarters, **had a season-best 27 points** — his best as a Hog and 4th-best overall in his career — with four assists and four rebounds • Added three steals in SEC semis vs LSU • Only made three 3's vs Colgate but all three were key and added three steals ... Down four, Notae scored six straight to put the hogs up two with 10:20 left ... With the game tied, made a triple and two free throws and Arkansas led the rest of the way ... Last 3 came with 3:21 left to put the game out of reach • Down 10 in the first half to Texas Tech, hit back-to-back 3-pointers to start a 20-8 run to end the first half and give Arkansas a 2-point lead ... Only scored once in the second, a free throw with 19 seconds for a 2-point lead ... Grabbed the final rebound on the defensive end to seal to win over the Red Raiders • In the Elite 8 contest versus Baylor, tied for the team lead in scoring with 14 points despite playing just 14:47 after fouling out with 13:38 left in the second half ... Was 5-of-6 from the field, including 2-of-2 from 3-point.

TRIPLE-DOUBLES (1)

11/09/19 • at Kennesaw State **15-10-10**

DOUBLE-DOUBLES (5)

FRESHMAN (2)
11/26/17 • Gardner-Webb 17 pts 10 reb
12/09/17 • Florida National 14 pts 10 reb

SOPHOMORE (3)

01/05/19 • Lipscomb ^A 12 pts 13 reb
01/09/19 • at Kennesaw State ^{A*} 15 pts 10 reb
01/30/19 • Stetson 16 pts 14 reb
^A - back-to-back games ^{*} - part of a triple double

Scored 1,000th Point vs UCA (12/20/20)
• Led his team in Pts: 38
• Led his team in Rebs: 16
• CAREER: Double-figure Pts: 68
20-pt qms: 20
Gms with a 3PT FG: 73
Gms with 3+ 3PT FG: 26

PERSONAL BESTS

POINTS
Season: 27 vs Missouri (03/12/21)
Career: 40 vs Florida Memorial (11/21/18)
SEC: 21 (2x) last at South Carolina (03/02/21)

FG MADE
Season: 9 (2x) last vs Missouri (03/12/21)
Career: 16 vs Florida Memorial (11/21/18)
SEC: 9 at South Carolina (03/02/21)

FG ATTEMPTED
Season: 20 last at LSU (01/12/21)
Career: 23 at NC State (12/22/17)
SEC: 20 at LSU (01/12/21)

3-POINT FG MADE
Season: 4 (2x) last vs Missouri (03/12/21)
Career: 5 (6x) last vs FGCU (03/01/19)
SEC: 3 (3x) last vs Ole Miss (01/27/21)

3-PT FG ATTEMPTS
Season: 10 (2x) last at LSU (01/12/21)
Career: 14 vs FGCU (03/01/19)
SEC: 10 at LSU (01/12/21)

FT MADE
Season: 8 vs Ole Miss (01/27/21)
Career: 8 vs Ole Miss (01/27/21)
SEC: 8 vs Ole Miss (01/27/21)

FT ATTEMPTED
Season: 9 (3x) last vs LSU (02/27/21)
Career: 9 (4x) last vs LSU (02/27/21)
SEC: 9 (3x) last vs LSU (02/27/21)

REBOUNDS
Season: 6 (2x) last vs LSU (02/27/21)
Career: 14 vs Stetson (01/30/19)
SEC: 6 vs LSU (02/27/21)

ASSISTS
Season: 7 vs Mississippi Valley State (11/25/20)
Career: 10 at Kennesaw State (01/09/19)
SEC: 5 at South Carolina (03/02/21)

STEALS
Season: 5 at South Carolina (03/02/21)
Career: 5 (3x) last at South Carolina (03/02/21)
SEC: 5 at South Carolina (03/02/21)

BLOCKED SHOTS
Season: 3 vs Oral Roberts (12/20/20)
Career: 3 (4x) last vs Oral Roberts (12/20/20)
SEC: 2 at Auburn (12/30/20)

MINUTES
Season: 32:08 vs Missouri (03/12/21)
Career: 46 vs Gardner-Webb (11/26/17)
SEC: 31:37 vs LSU (02/27/21)

JD NOTAE 2020-21 GAME STATS																									
Opponent	Date	GS	Min	FG	FGA	Pct	3FG	3A	Pct	FT	FTA	Pct	O	D	Tot	Avg	PF	FO	A	TO	Blk	Stl	Pts	Avg	
MISSISSIPPI VALLEY	11/25/20		24	3	7	.429	2	5	.400	5	8	.625	2	3	5	5.0	4	0	7	1	0	0	13	13.0	
NORTH TEXAS	11/28/20		24	6	14	.429	2	8	.250	2	4	.500	2	4	6	5.5	2	0	3	3	0	1	16	14.5	
UT ARLINGTON	12/02/20		12	1	5	.200	1	3	.333	2	2	1.000	0	2	2	4.3	0	0	1	1	0	0	5	11.3	
LIPSCOMB	12/05/20		22	5	12	.417	2	7	.286	0	0	0.000	1	3	4	4.3	5	1	1	3	0	0	12	11.5	
SOUTHERN U.	12/09/20		15	5	11	.455	2	8	.250	0	1	1.000	0	2	2	3.8	1	0	0	0	0	1	12	11.6	
CENTRAL ARKANSAS	12/12/20		27	8	18	.444	4	10	.400	2	2	1.000	0	2	2	3.5	1	0	6	1	1	3	22	13.3	
ORAL ROBERTS	12/20/20		30	4	13	.308	0	6	.000	7	8	.875	0	5	5	3.7	2	0	3	2	3	1	15	13.6	
ABILENE CHRISTIAN	12/22/20		21	6	12	.500	3	6	.500	4	4	1.000	0	2	2	3.5	3	0	1	3	0	1	19	14.3	
at Auburn	12/30/20		27	6	12	.500	2	6	.333	7	9	.778	0	3	3	3.4	1	0	2	2	2	4	21	15.0	
MISSOURI	01/02/21		31	6	18	.333	1	4	.250	6	7	.857	1	2	3	3.4	4	0	1	4	0	2	19	15.4	
at Tennessee	01/06/21		28	7	11	.636	2	4	.500	3	3	1.000	0	4	4	3.5	1	0	3	4	0	0	19	15.7	
GEORGIA	01/09/21		16	3	9	.333	3	4	.750	3	4	.750	0	0	0	3.2	1	0	0	2	0	0	12	15.4	
at LSU	01/13/21		26	8	20	.400	3	10	.300	3	4	.750	3	2	5	3.3	3	0	1	2	0	3	22	15.9	
at Alabama	01/16/21		18	2	7	.286	1	3	.333	0	2	0.000	0	1	1	3.1	0	0	0	3	1	2	5	15.1	
AUBURN	01/20/21	*	10	0	5	.000	0	2	.000	2	2	1.000	0	1	1	3.0	0	0	0	2	1	1	2	14.3	
at Vanderbilt	01/23/21		22	2	10	.200	1	4	.250	0	0	0.000	0	5	5	3.1	2	0	2	1	0	0	5	13.7	
OLE MISS	01/27/21		25	4	11	.364	3	6	.500	8	9	.889	0	5	5	3.2	0	0	2	1	0	1	19	14.0	
at Oklahoma State	01/30/21		28	4	12	.333	2	6	.333	3	4	.750	1	2	3	3.2	0	0	2	2	0	2	13	13.9	
MISSISSIPPI STATE	02/02/21		18	2	6	.333	0	2	.000	5	6	.833	0	3	3	3.2	0	0	2	3	0	1	9	13.7	
at Kentucky	02/09/21		25	3	11	.273	2	6	.333	3	4	.750	1	1	2	3.2	2	0	2	0	0	1	11	13.6	
at Missouri	02/13/21		13	1	5	.200	0	1	.000	0	0	0.000	0	1	1	3.0	0	0	0	0	0	1	2	13.0	
FLORIDA	02/16/21		11	1	3	.333	0	0	.000	0	0	0.000	0	1	1	3.0	0	0	1	1	0	2	2	12.5	
ALABAMA	02/24/21		16	4	9	.444	2	4	.500	2	5	.400	0	2	2	2.9	1	0	3	2	0	2	12	12.5	
LSU	02/27/21		32	5	15	.333	2	6	.333	6	9	.667	2	4	6	3.0	2	0	1	2	0	2	18	12.7	
at South Carolina	03/02/21		31	9	16	.563	3	8	.375	0	0	0.000	0	5	5	3.1	1	0	5	3	0	5	21	13.0	
TEXAS A&M	03/06/21		28	1	6	.167	1	5	.200	6	6	1.000	0	4	4	3.2	1	0	2	2	0	3	9	12.9	
vs Missouri	03/12/21		32	9	16	.563	4	7	.571	5	6	.833	0	4	4	3.2	0	0	4	5	1	1	27	13.4	
vs LSU	03/13/21		26	4	14	.286	1	7	.143	0	0	0.000	2	1	3	3.2	1	0	3	3	0	3	9	13.3	
vs Colgate	03/19/21		31	4	12	.333	3	8	.375	3	5	.600	1	4	5	3.2	1	0	2	1	0	3	14	13.3	
vs Texas Tech	03/21/21		23	2	11	.182	2	7	.286	1	2	.500	0	3	3	3.2	2	0	0	2	0	0	7	13.1	
vs Oral Roberts	03/27/21		13	1	6	.167	0	2	.000	2	2	1.000	0	3	3	3.2	1	0	0	2	0	2	4	12.8	
vs Baylor	03/29/21		14	5	6	.833	2	2	1.000	2	3	.667	0	0	0	3.1	5	1	1	3	1	0	14	12.8	
Totals			1	719	131	343	.382	56	167	.335	92	121	.760	16	84	100	3.1	47	2	61	66	11	46	410	12.8

JD NOTAE CAREER STATISTICS

Year	GP	GS	Min	Avg	FG	FGA	Pct	3FG	3FGA	Pct	FT	FTA	Pct	Off	Def	Tot	Avg	PF	FO	Ast	TO	Blk	Stl	Pts	Avg
2017-18 (JACK)	28	28	879	31.4	159	388	.410	49	121	.405	65	93	.699	28	103	131	4.7	60	2	54	72	14	49	432	15.4
2018-19 (JACK)	32	23	932	29.1	177	415	.427	62	194	.320	81	111	.730	29	168	197	6.2	76	4	109	106	14	52	497	15.5
2019-20 - REDSHIRTED AT ARK (TRANSFER)																									
2020-21 (ARK)	32	1	719	22.5	131	343	.382	56	167	.335	92	121	.760	16	84	100	3.1	47	2	61	66	11	46	410	12.8
TOTAL	92	52																							



VANCE JACKSON JR.

Gr.Sr. | F | 6-9 | 238
Pasadena, Calif. | New Mexico

SEC
GRADUATE
2
@YGVance2
@ygvance

- Born Aug. 20, 1997 in Pasadena, Calif. Parents: Desiree Temple and Vance Jackson Sr.
- Graduated from New Mexico - Spring of 2020, B.A. in interpersonal communication
- Pursuing his master's in adult and lifelong learning at the University of Arkansas.
- If he could have played with any former Razorback, it would have been Joe Johnson.

- Rated the 8th-best Grad Transfer in the Nation by CBSports.com — 18th-best by Stadium.com — 32nd-best by ESPN.com
- Played his freshman season at UConn — on AAC All-Rookie Team — before transferring to New Mexico ... Scored 990 points in his first three collegiate seasons (92 games with 65 starts)
- For his career has scored 1,089 points and grabbed 547 rebounds.

2020-21 HIGHLIGHTS:

- Eclipsed 1,000 career points and 500 career rebounds, getting 15 and seven respectively, in season-opening win vs Mississippi Valley ... Made four treys during a 28-0 run in the first half ... Finished 4-of-6 from 3PT.
- After back-to-back games with no points, scored 10 in the win versus Lipscomb, making a pair of 3-pointers.
- Played 22 minutes versus Abilene Christian (22; high of 23 vs Lipscomb) ... Had two assists and his first two blocked shots of the season.
- Had a breakout game at Tennessee ... Played a season-high 33 minutes ... Scored 14 points (2nd-best of the season) with a season-best nine rebounds (all defensive) ... Made 3-of-6 from 3-point range and added nine rebounds.
- Followed that by scoring 15 points —making 4-of-5 from 3-point range — in the win over Georgia.
- Entered the Alabama game with three steals in 13 games but had three alone versus the Crimson Tide.
- Only played 4:44 in the home win vs Auburn, but sank a key 3-pointer late in the first half to start Arkansas' comeback from 19 points down.
- Was effective in his 17 minutes at Vanderbilt, going 2-of-2 from the field (both 3's) and grabbing three rebounds.
- Drained two triples at South Carolina to end a dry spell with just two 3-pointers over an eight-game span.

DOUBLE-DOUBLES (8)

SOPHOMORE (5)

11/13/18 • IONA	18 pts	12 reb
01/05/19 • NEVADA	18 pts	10 reb
01/12/19 • at Colorado State	18 pts	12 reb
01/19/19 • WYOMING	13 pts	10 reb
03/09/19 • at Wyoming	13 pts	11 reb

JUNIOR (3)

01/01/20 • at San Jose State	^ 25 pts	13 reb
01/07/20 • FRESNO STATE	^ 29 pts	13 reb
03/04/20 • vs San Jose State	26 pts	12 reb

^ - consecutive games

Scored 1,000th Pt and Grabbed 500th Reb vs Miss Valley State (12/25/20)

• Led his team in Pts: 13

• Led his team in Rebs: 3

• CAREER: Double-figure Pts: 54

20-pt gms: 8

Gms with 3+ 3PT FG: 28

Double-figure Rebs: 5

PERSONAL BESTS

POINTS

Season:	15 (2x)	last vs Georgia (01/09/21)
Career:	30	vs Fresno State (02/02/19)
SEC:	15	vs Georgia (01/09/21)

FG MADE

Season:	6	vs Georgia (01/09/21)
Career:	9 (3x)	last vs San Jose St (03/04/20)
SEC:	6	vs Georgia (01/09/21)

FG ATTEMPTED

Season:	10 (2x)	last vs Georgia (01/09/21)
Career:	16 (2x)	last vs San Jose St (03/04/20)
SEC:	10 (2x)	last vs Georgia (01/09/21)

3-POINT FG MADE

Season:	4 (2x)	vs Georgia (01/09/21)
Career:	6 (2x)	last vs Wyoming (02/08/20)
SEC:	4	vs Georgia (01/09/21)

3-PT FG ATTEMPTS

Season:	6 (2x)	at Tennessee (01/06/21)
Career:	11 (2x)	last at Air Force (02/26/20)
SEC:	6	at Tennessee (01/06/21)

FT MADE

Season:	2 (2x)	last vs Oral Roberts (12/20/20)
Career:	10	vs Fresno State (02/02/19)
SEC:	1 (2x)	last vs Georgia (01/09/21)

FT ATTEMPTED

Season:	4	vs Oral Roberts (12/20/20)
Career:	11	vs Fresno State (02/02/19)
SEC:	2 (2x)	last vs Georgia (01/09/21)

REBOUNDS

Season:	9	at Tennessee (01/06/21)
Career:	13 (2x)	vs Fresno State (01/07/20)
SEC:	9	at Tennessee (01/06/21)

ASSISTS

Season:	2 (5x)	last at South Carolina (3/02/21)
Career:	7	vs Nevada (01/05/19)
SEC:	2 (2x)	last at South Carolina (3/02/21)

STEALS

Season:	3	at Alabama (01/16/21)
Career:	4	vs Wyoming (03/13/19)
SEC:	3	at Alabama (01/16/21)

BLOCKED SHOTS

Season:	2	vs Abilene Christian (12/22/20)
Career:	2 (3x)	last vs Abilene Christian (12/20/20)
SEC:	-	

MINUTES

Season:	33:25	at Tennessee (01/06/21)
Career:	37:30	vs Utah State (03/05/20)
SEC:	33:25	at Tennessee (01/06/21)

VANCE JACKSON 2020-21 GAME STATS																									
Opponent	Date	GS	Min	FG	FGA	Pct	3FG	3A	Pct	FT	FTA	Pct	O	D	Tot	Avg	PF	FO	A	TO	Blk	Stl	Pts	Avg	
MISSISSIPPI VALLEY	11/25/20	*	15	5	9	.556	4	6	.667	1	1	1.000	2	5	7	7.0	0	0	0	1	0	0	15	15.0	
NORTH TEXAS	11/28/20		9	0	2	.000	0	2	.000	0	0	.000	0	0	0	3.5	0	0	0	0	0	0	0	7.5	
UT ARLINGTON	12/02/20		20	0	5	.000	0	3	.000	0	0	.000	1	4	5	4.0	0	0	1	3	0	0	0	5.0	
LIPSCOMB	12/05/20		23	3	9	.333	2	7	.286	2	2	1.000	0	3	3	3.8	0	0	1	1	0	0	10	6.3	
SOUTHERN U.	12/09/20		14	1	4	.250	1	4	.250	0	0	.000	2	0	2	3.4	2	0	2	1	0	0	3	5.6	
CENTRAL ARKANSAS	12/12/20		13	3	4	.750	0	0	.000	0	0	.000	0	0	0	2.8	3	0	1	0	0	1	6	5.7	
ORAL ROBERTS	12/20/20		10	1	3	.333	1	3	.333	2	4	.500	1	3	4	3.0	1	0	2	0	0	1	5	5.6	
ABILENE CHRISTIAN	12/22/20		22	2	5	.400	1	4	.250	0	0	.000	0	3	3	3.0	1	0	2	0	2	0	5	5.5	
at Auburn	12/30/20		12	0	2	.000	0	2	.000	0	0	.000	0	2	2	2.9	1	0	1	0	0	0	0	4.9	
MISSOURI	01/02/21		1	0	0	.000	0	0	.000	0	0	.000	0	0	0	2.6	0	0	0	0	0	0	0	4.4	
at Tennessee	01/06/21		33	5	10	.500	3	6	.500	1	2	.500	0	9	9	3.2	2	0	1	0	0	0	14	5.3	
GEORGIA	01/09/21	*	25	5	10	.500	4	5	.800	1	2	.500	0	2	2	3.1	3	0	2	2	0	0	15	6.1	
at LSU	01/13/21	*	22	1	8	.125	0	4	.000	0	0	.000	3	4	7	3.4	1	0	1	1	0	1	2	5.8	
at Alabama	01/16/21		14	0	4	.000	0	2	.000	1	2	.500	0	2	2	3.3	0	0	0	1	0	3	1	5.4	
AUBURN	01/20/21		5	1	2	.500	1	2	.500	0	0	.000	0	0	0	3.1	0	0	1	0	0	0	3	5.3	
at Vanderbilt	01/23/21		17	2	2	1.000	2	2	1.000	0	1	.000	1	2	3	3.1	1	0	1	1	0	1	6	5.3	
OLE MISS	01/27/21		4	0	1	.000	0	0	.000	0	0	.000	0	0	0	2.9	0	0	0	0	0	0	0	5.0	
at Oklahoma State	01/30/21		3	0	0	.000	0	0	.000	0	0	.000	0	0	0	2.7	2	0	0	0	0	0	0	4.7	
MISSISSIPPI STATE	02/02/21		2	0	1	.000	0	1	.000	0	0	.000	0	0	0	2.6	0	0	1	0	0	0	0	4.5	
at Kentucky	02/09/21		9	2	4	.500	1	3	.333	0	0	.000	0	3	3	2.6	0	0	0	0	1	1	5	4.5	
at Missouri	02/13/21		8	1	4	.250	1	3	.333	0	0	.000	0	1	1	2.5	1	0	0	1	0	0	3	4.4	
FLORIDA	02/16/21		3	0	2	.000	0	2	.000	0	0	.000	0	0	0	2.4	1	0	0	0	0	0	0	4.2	
ALABAMA	02/24/21	DNP																							
LSU	02/27/21		2	0	0	.000	0	0	.000	0	0	.000	0	0	0	2.3	0	0	0	0	0	0	0	4.0	
at South Carolina	03/02/21		8	2	4	.500	2	4	.500	0	0	.000	0	0	0	2.2	1	0	2	0	0	0	6	4.1	
TEXAS A&M	03/06/21		2	0	0	.000	0	0	.000	0	0	.000	0	0	0	2.1	1	0	0	0	0	0	0	4.0	
vs Missouri	03/12/21		4	0	0	.000	0	0	.000	0	0	.000	0	0	0	2.0	1	0	0	0	0	0	0	3.8	
vs LSU	03/13/21	DNP																							
vs Colgate	03/19/21	DNP																							
vs Texas Tech	03/21/21	DNP																							
vs Oral Roberts	03/27/21	DNP																							
vs Baylor	03/29/21																								
Totals			3	300	34	95	.358	23	65	.354	8	14	.571	10	43	53	2.0	22	0	18	13	2	8	99	3.8

VANCE JACKSON JR. CAREER STATISTICS																									
Year	GP	GS	Min	Avg	FG	FGA	Pct	3FG	3FGA	Pct	FT	FTA	Pct	Off	Def	Tot	Avg	PF	FO	Ast	TO	Blk	Stl	Pts	Avg
2016-17 (UConn)	32	21	835	26.1	79	193	.409	50	126	.397	50	74	.676	22	101	123	3.8	74	2	44	42	5	10	258	8.1
2017-18 - REDSHIRTED																									
2018-19 (UNM)	32	16	887	27.8	137	338	.405	57	172	.331	89	137	.650	42	182	224	7.0	60	1	85	80	4	35	420	13.1
2019-20 (UNM)	28	28	756	27.1	101	224	.414	50	146	.342	60	84	.714	34	113	147	5.3	51	0	36	59	9	28	312	11.1
2020-21 (ARK)	26	3	300	11.5	34	95	.358	23	65	.354	8	14	.571	10	43	53	2.0	22	0	18	13	2	8	99	3.8
TOTAL	118	68	2778	23.5	351	850	.413	180	509	.354	207	309	.670	108	439	547	4.6	207	3	183	194	20	81	1089	9.2



DESI SILLS

Jr. | 6 | 6-2 | 200

Jonesboro, Ark | Jonesboro HS

3

@desisills3

@desisills3

- Born Dec. 29, 1998 in Jonesboro
- Parents: Desi and Shawna Sills
- **Only Hog to play all 98 UA games the last three years**
- "I have to be honest, I have to thank the quarantine because I fell out of love, the enjoyment of the game. I fell back in love with the game, the process and the grind."

MADE THE DEPARTMENT'S HONOR ROLL (GPA BETWEEN 3.0-3.49) FOR FALL 2020

• Voted Preseason All-SEC second team by the league's coaches

- Had 10 deflections each versus UT Arlington and Central Arkansas and nine each versus Mississippi Valley State and at Auburn.
- In two wins against Auburn this year had career-high 23 pts on the road and 22 pts at home.

2020-21 HIGHLIGHTS:

- Scored 19 in the season opener, tying career high for FG made, going 8-of-10 from the field (2-of-3 3PT) ... Scored 12 in the second half, including seven to start the period as Arkansas out-scored MVSU 16-0 over the first 2:56 minutes.
- Had 14 versus North Texas, going 5-of-8 at the free throw line.
- Tied a career high with four steals versus UT Arlington.
- Had his best career assist-to-turnover game versus Southern with five helpers and zero turnovers ... Added 11 points (3-of-5 from 3-point range).
- Posted his **first career Double-Double** versus Oral Roberts with 16 points and a **career-high 10 rebounds** ... Added two assists, a steal and a blocked shot ... Led the team in Plus/Minus (+18).
- Had 18 versus Abilene Christian, including 16 in the first half as Arkansas raced out to a 22-point lead in the period ... Added two assists and two steals.
- Scored a **career-high 23 points** at Auburn, making 4-of-5 from 3-point range ... Also led th team (tied) with six rebounds, including four on offense.
- Broke a mini slump by scoring 14 at LSU, including 12 in the second half to help Arkansas outscore the Tigers in the period.
- Led Arkansas to win vs Auburn (1/20) ... Scored 22 points (2nd-best career effort) including 14 in the second half to help Arkansas erase a 12-point halftime deficit ... Made and attempted career-highs for free throws (8-of-10) and was 7-of-12 from the field (seven FG made was 2nd-best career effort).
- Injured his shoulder in the first half vs Mississippi State ... Only played 4:06 in the first half, but had **career-high two blocked shots**.
- Had a sneaky good night in the Missouri win, scoring eight points with four rebounds and two assists.
- Came up huge off the bench in the South Carolina win with 15 points on 5-of-7 shooting from 3-point range ... He made each of his first four 3-pointers and **led his career high with five 3-pointers made**.
- Provided big minutes in the Sweet 16 win over Oral Roberts ... Led the team with Plus-Minus of 11 (only player in double figures) with six rebounds, four assists and two steals in 28 minutes played.
- Played 30:44 minutes in the Elite 8 game versus Baylor ... Led the team with four assists and tied for the team lead with six rebounds ... Led the team with Plus-Minus of 6.



DOUBLE-DOUBLES (1)

JUNIOR	(1)
12/20/20 • ORAL ROBERTS	16 pts 10 reb

• Led the Razorbacks in Pts:.....	4
• Led the Razorbacks in Rebs:.....	3
• CAREER: Double-figure Pts:.....	31
20-pt gms:.....	5
Gms with a 3PT FG:.....	48
Gms with 3+ 3PT FG:.....	14
Gms with 5+ Assists:.....	5
Gms with Double-Digit Rebs.....	1

PERSONAL BESTS

POINTS	
Season: 23	at Auburn (12/30/20)
Career: 23	at Auburn (12/30/20)
SEC: 23	at Auburn (12/30/20)

FG MADE	
Season: 8 (2x)	at Auburn (12/30/20)
Career: 8 (3x)	last at Auburn (12/30/20)
SEC: 8 (2x)	last at Auburn (12/30/20)

FG ATTEMPTED	
Season: 15	at Auburn (12/30/20)
Career: 15 (3x)	last at Auburn (12/30/20)
SEC: 15	at Auburn (12/30/20)

3-POINT FG MADE	
Season: 5	at South Carolina (03/02/21)
Career: 5 (2x)	last at South Carolina (03/02/21)
SEC: 5	at South Carolina (03/02/21)

3-PT FG ATTEMPTS	
Season: 7 (2x)	last at South Carolina (03/02/21)
Career: 8 (2x)	last at Tennessee (02/11/20)
SEC: 8	at Tennessee (02/11/20)

FT MADE	
Season: 8	vs Auburn (01/20/21)
Career: 8	vs Auburn (01/20/21)
SEC: 8	vs Auburn (01/20/21)

FT ATTEMPTED	
Season: 10	vs Auburn (01/20/21)
Career: 10	vs Auburn (01/20/21)
SEC: 10	vs Auburn (01/20/21)

REBOUNDS	
Season: 10	vs Oral Roberts (12/20/20)
Career: 10	vs Oral Roberts (12/20/20)
SEC: 7	vs Vanderbilt (01/15/20)

ASSISTS	
Season: 5	Southern (12/09/20)
Career: 6	vs FIU (12/01/18)
SEC: 5	vs LSU (01/12/19)

STEALS	
Season: 4	vs UT Arlington (12/02/20)
Career: 4 (2x)	last vs UT Arlington (12/02/20)
SEC: 4	vs Auburn (02/04/20)

BLOCKED SHOTS	
Season: 2	vs Mississippi State (02/02/21)
Career: 2	vs Mississippi State (02/02/21)
SEC: 2	vs Mississippi State (02/02/21)

MINUTES	
Season: 37:26	vs Missouri (01/02/21)
Career: 40:50	vs Auburn (02/04/20)
SEC: 40:50	vs Auburn (02/04/20)

DESI SILLS 2020-21 GAME STATS																									
Opponent	Date	GS	Min	FG	FGA	Pct	3FG	3A	Pct	FT	FTA	Pct	O	D	Tot	Avg	PF	FO	A	TO	Blk	Stl	Pts	Avg	
MISSISSIPPI VALLEY	11/25/20	*	19	8	10	.800	2	3	.667	1	1	1.000	1	1	2	2.0	0	0	2	0	0	3	19	19.0	
NORTH TEXAS	11/28/20	*	36	4	7	.571	1	3	.333	5	8	.625	0	3	3	2.5	2	0	1	5	0	1	14	16.5	
UT ARLINGTON	12/02/20	*	31	1	6	.167	0	3	.000	1	2	.500	1	2	3	2.7	2	0	2	1	0	4	3	12.0	
LIPSCOMB	12/05/20	*	13	2	4	.500	1	2	.500	1	2	.500	0	4	4	3.0	0	0	2	0	0	0	6	10.5	
SOUTHERN U.	12/09/20	*	21	4	7	.571	3	5	.600	0	1	1.000	0	3	3	3.0	0	0	5	0	1	1	11	10.6	
CENTRAL ARKANSAS	12/12/20	*	30	7	12	.583	1	3	.333	2	3	.667	2	1	3	3.0	4	0	4	2	1	3	17	11.7	
ORAL ROBERTS	12/20/20	*	34	6	13	.462	1	4	.250	3	4	.750	4	6	10	4.0	3	0	2	1	1	1	16	12.3	
ABILENE CHRISTIAN	12/22/20	*	27	5	11	.455	2	6	.333	6	7	.857	0	3	3	3.9	4	0	2	2	0	2	18	13.0	
at Auburn	12/30/20	*	35	8	15	.533	4	7	.571	3	6	.500	4	2	6	4.1	0	0	2	2	1	2	23	14.1	
MISSOURI	01/02/21	*	37	1	10	.100	0	4	.000	4	6	.667	1	3	4	4.1	3	0	2	0	0	3	6	13.3	
at Tennessee	01/06/21	*	18	0	1	.000	0	1	.000	0	0	.000	2	0	2	3.9	2	0	0	3	0	0	0	12.1	
GEORGIA	01/09/21	*	23	3	8	.375	1	2	.500	1	1	1.000	0	5	5	4.0	3	0	2	1	0	1	8	11.8	
at LSU	01/13/21	*	29	4	8	.500	2	5	.400	4	4	1.000	0	4	4	4.0	2	0	0	0	0	0	14	11.9	
at Alabama	01/16/21	*	23	1	8	.125	0	3	.000	1	1	1.000	1	1	2	3.9	3	0	1	2	0	1	3	11.3	
AUBURN	01/20/21	*	32	7	12	.583	0	1	.000	8	10	.800	0	3	3	3.8	3	0	2	1	0	1	22	12.0	
at Vanderbilt	01/23/21	*	23	3	6	.500	0	2	.000	1	2	.500	0	3	3	3.8	4	0	4	1	0	1	7	11.7	
OLE MISS	01/27/21	*	24	3	7	.429	1	3	.333	2	2	1.000	0	0	0	3.5	2	0	0	0	0	1	9	11.5	
at Oklahoma State	01/30/21	*	15	2	4	.500	1	2	.500	0	0	.000	2	2	4	3.6	1	0	2	0	0	1	5	11.2	
MISSISSIPPI STATE	02/02/21	*	4	0	3	.000	0	1	.000	0	0	.000	0	1	1	3.4	0	0	0	0	2	0	0	10.6	
at Kentucky	02/09/21	*	10	1	2	.500	0	1	.000	0	2	.000	0	0	0	3.3	1	0	1	1	0	0	2	10.2	
at Missouri	02/13/21	*	21	3	7	.429	0	2	.000	2	2	1.000	1	3	4	3.3	1	0	2	2	0	0	8	10.0	
FLORIDA	02/16/21	*	6	0	1	.000	0	1	.000	0	0	.000	0	1	1	3.2	0	0	0	0	0	0	0	9.6	
ALABAMA	02/24/21	*	10	0	2	.000	0	0	.000	0	0	.000	0	0	0	3.0	1	0	1	0	0	0	0	9.2	
LSU	02/27/21	*	6	1	2	.500	1	2	.500	0	0	.000	0	0	0	2.9	0	0	0	1	0	1	3	8.9	
at South Carolina	03/02/21	*	26	5	8	.625	5	7	.714	0	0	.000	0	1	1	2.8	5	1	2	2	0	0	15	9.2	
TEXAS A&M	03/06/21	*	6	0	2	.000	0	2	.000	0	0	.000	0	0	0	2.7	0	0	0	1	0	0	0	8.8	
vs Missouri	03/12/21	*	27	1	4	.250	1	4	.250	0	0	.000	0	2	2	2.7	1	0	2	1	0	1	3	8.6	
vs LSU	03/13/21	*	4	0	2	.000	0	2	.000	0	0	.000	0	1	1	2.6	1	0	0	2	0	0	0	8.3	
vs Colgate	03/19/21	*	13	1	2	.500	0	0	.000	1	2	.500	0	0	0	2.6	1	0	1	1	0	2	3	8.1	
vs Texas Tech	03/21/21	*	3	0	1	.000	0	1	.000	0	0	.000	0	1	1	2.5	1	0	0	0	0	0	0	7.8	
vs Oral Roberts	03/27/21	*	28	1	4	.250	0	1	.000	0	0	.000	0	6	6	2.6	1	0	4	1	0	2	2	7.6	
vs Baylor	03/29/21	*	30	1	4	.250	0	2	.000	0	2	.000	0	6	6	2.7	1	0	4	0	0	1	2	7.5	
Totals			15	664	83	193	.430	27	85	.318	46	68	.676	19	68	87	2.7	52	1	51	34	6	33	239	7.5

DESI SILLS CAREER STATISTICS																									
Year	GP	GS	Min	Avg	FG	FGA	Pct	3FG	3FGA	Pct	FT	FTA	Pct	Off	Def	Tot	Avg	PF	FO	Ast	TO	Blk	Stl	Pts	Avg
2018-19	34	8	576	16.9	55	125	.440	29	63	.460	40	57	.702	12	31	43	1.3	68	2	58	53	0	21	179	5.3
2019-20	32	24	997	31.2	117	275	.425	47	143	.329	59	91	.648	20	75	95	3.0	96	4	39	44	5	30	340	10.6
2020-21	32	15	664	20.8	83	193	.430	27	85	.318	46	68	.676	19	68	87	2.7	52	1	51	34	6	33	239	7.5
TOTAL	98	47	2237	22.8	255	593	.430	103	291	.354	145	216	.671	51	174	225	2.3	216	7	148	131	11	84	758	7.7



DAVONTE "DEVO" DAVIS

G / Fr. | 6-3 | 180

Jacksonville, Ark. | Jacksonville HS

4

@MrDevoBuckets

@devofor3

- Born Sept. 24, 2001 in Jacksonville
- Mother: Terrie Davis / Grandmother Yvette Davis
- Consensus 4-star ... 2020 ADG Player of the Year ... 4x first team All-State
- Wants to open a zoo to educate people about animals ... biggest hobby is fishing.
- His dream team: LeBron James, Paul George, Kevin Garnett and Giannis Antetokounmpo

MADE THE DEPARTMENT'S HONOR ROLL (GPA BETWEEN 3.0-3.49) FOR FALL 2020

- High energy guy ... Praised for his ability to get loose balls and offensive rebound ... Has a knack for scoring in the lane and off the bounce.
- Led the team with 10 deflections at Auburn, nine versus Missouri and nine at LSU ... Added 10 vs Georgia.
- **Second on the team lead with deflections with 160**
- On a per 40 minute basis, averaged 14.2 points and 7.5 rebounds.
- 1 of 2 Razorback freshmen to ever have at least 15 points, 5 rebounds and 5 assists in a game and **THE ONLY** Razorback rookie to do it twice ... vs UGA (01/09/21) had 20 points • 7 rebounds • 6 assists and vs LSU (2/27/21) had 15 points • 5 rebounds • 6 assists.

2020-21 HIGHLIGHTS

- Led the team with 14 points versus Southern, adding seven rebounds in just 16:20 minutes played
- Sparked Arkansas with his play off the bench versus Oral Roberts ... 1 of 4 players with a Plus-Minus in double figures (+10).
- Saw playing time increase at Auburn in the SEC opener due to Justin Smith injury ... Made four "game-winning" plays during a decisive 10-0 run to help secure win: **PLAY 1:** With Arkansas up two, 76-74, tipped a loose rebound to Connor Vanover that led to two free throws by Moses Moody ... **PLAY 2:** With Arkansas up four, 78-74, got the offensive rebound off Desi Sills FT miss that led to a JD Notae layup ... **PLAY 3:** With Arkansas now up six, 80-74, made a steal in what **ESPN analyst Jimmy Dykes called "the best defensive play of the year"** at the time ... The steal led to a fastbreak and two made free throws by Connor Vanover ... **PLAY 4:** With Arkansas now up eight, 82-74, sank a jumper from the left elbow as the shot clock was winding down to cap the 10-0 run.
- In his first career start (vs Missouri Jan. 2), had four rebounds and a career-high three steals.
- Was impressive on both ends of the floor in the win over Georgia ... Scored a **season-high 20 points** with seven rebounds, six assists and two steals ... Also did a good job guarding UGA point guard Sahvir Wheeler ... Had 10 deflections and tied Moses Moody with a Plus-Minus of +33 for the game.
- Scored 10 points — all in the second half — in the win over Auburn (1/20) to help Arkansas erase a 12-point halftime deficit.
- Came off the bench vs Ole Miss to provide a huge spark at the time as he made his first four shots with two steals that led to layups... Finished with 14 points (7-of-9 shooting) and six rebounds.
- Sparked Arkansas in the first half at Oklahoma State, scoring 8 of his 13 points and getting all three of his steals.
- In his fourth start, just missed a double-double with 10 points and a **season-high eight rebounds** with two assists versus Mississippi State.
- Only scored four points and had just two rebounds at Kentucky, but impacted the game ... Led the team with +9 thanks to three assists, zero turnovers and two steals ... **The last steal came on the final play to seal the win.**
- At Missouri, only scored eight points, but two came on a layup with 58 seconds left in overtime ... Added three assists ... **Sealed the win with a blocked shot with 4.7 seconds left.**
- Led the team with 18 points in the win over Florida ... Added five rebounds and three assists ... After Florida took its only lead 62-61, Devo put the Hogs back on top with a fast break layup and he added two free throws with 28 seconds left to go up eight.
- In the LSU win, had 15 points, five rebounds and a **season-high six assists** ... Was a bright spot in the first half with seven points and four assists.
- At South Carolina, tied for the team lead and tied his career-high with eight rebounds ... Added two assists and two steals.
- Closed the regular season with a 12-point performance in the Texas A&M win, making several key baskets ... Led the team in assists (5) with five rebounds ... **Made two critical steals down the stretch** ... First, with 45 seconds left and Arkansas up one, he tipped an inbounds pass and eventually made a pass to Justin Smith for a fast break dunk ... Second, up five with eight seconds left, had a steal and fast break dunk to seal the win.
- Had two solid games in the SEC Tournament as he averaged 7.0 rebounds, 4.5 assists and 2.5 steals and 15 deflections ... Versus Missouri, had six boards, four assists and 11 points ... Versus LSU, pulled down **eight boards, tying a season-high**, with five assists (just one turnover) and a **season-high four steals**, adding 10 deflections.
- Versus Colgate, Started a 17-0 first half run with two steals and made a layup at the buzzer in the run for a 36-33 halftime lead .. Finished with 12 points, six rebounds, three assist, two steals, and **career-high two blocked shots**.
- In the Texas Tech win, had 15 points and six rebounds ... Did not allow TTU leading scorer to get off a shot over the final 10 minutes.
- **Scored the game-winner with 3.1 seconds left in the Sweet 16 win** ... Finished with 16 points and tied his career high with eight rebounds.
- Versus Baylor in the Elite 8, tied for the team lead in both points (14) and rebounds (6).

Led the Razorbacks in Pts:.....3
Led the Razorbacks in Rebs:.....1
CAREER: Double-figure Pts:.....13
 20-pt gms:.....1
 Gms with a 3PT FG:.....2
 Gms with 3+ 3PT FG:.....-
 Gms with 5+ Rebs:.....11

IN SEC/NCAA
 • 12.3 ppg
 • 6.7 rpg
 • 2.8 assists

IN NCAA ONLY
 • 14.3 ppg
 • 6.5 rpg
 • 2.0 assists

"He just has a knack for doing some special stuff. He's going to be an All-SEC guard one of these days. Right now he just plays harder than anyone on the floor."

JIMMY DYKES
 ESPN ANALYST
 2/9/21 game at Kentucky

RAZORBACK FRESHMEN TO HAVE 15+ PTS • 5+ REBS • 5+ ASSISTS IN A GAME
 (Courtesy HogStats.com)

Devo Davis	vs LSU (2/27/21)	15 • 5 • 6
Devo Davis	vs UGA (01/09/21)	20 • 7 • 6
Courtney Fortson	vs LSU (01/31/09)	17 • 7 • 9

PERSONAL BESTS

POINTS
 Season: 20 vs Georgia (01/09/21)
 SEC: 20 vs Georgia (01/09/21)

FG MADE
 Season: 9 vs Georgia (01/09/21)
 SEC: 9 vs Georgia (01/09/21)

FG ATTEMPTED
 Season: 14 (2x) last vs Florida (02/16/21)
 SEC: 14 (2x) last vs Florida (02/16/21)

3-POINT FG MADE
 Season: 1 (2x) vs Georgia (01/09/21)
 SEC: 1 vs Georgia (01/09/21)

3-PT FG ATTEMPTS
 Season: 2 vs Georgia (01/09/21)
 SEC: 2 vs Georgia (01/09/21)

FT MADE
 Season: 4 vs Florida (02/16/21)
 SEC: 4 vs Florida (02/16/21)

FT ATTEMPTED
 Season: 6 vs Missouri (03/13/21)
 SEC: 4 (2x) last vs Florida (01/21/21)

REBOUNDS
 Season: 8 (4x) last vs Oral Roberts (03/27/21)
 SEC: 8 (2x) last at South Carolina (03/02/21)

ASSISTS
 Season: 6 (2x) last vs LSU (02/27/21)
 SEC: 6 (2x) last vs LSU (02/27/21)

STEALS
 Season: 4 vs LSU (03/13/21)
 SEC: 3 vs Missouri (01/02/21)

BLOCKED SHOTS
 Season: 2 vs Colgate (03/19/21)
 SEC: 1 (3x) last at Missouri (02/13/21)

MINUTES
 Season: 38:52 vs Texas A&M (03/06/21)
 SEC: 38:52 vs Texas A&M (03/06/21)

DAVONTE DAVIS 2020-21 GAME STATS

Opponent	Date	GS	Min	FG	FGA	Pct	3FG	3A	Pct	FT	FTA	Pct	O	D	Tot	Avg	PF	FO	A	TO	Blk	Stl	Pts	Avg
MISSISSIPPI VALLEY	11/25/20	12	2	5	.400	0	1	.000	1	1	1.000	1	2	3	3.0	1	0	2	1	0	0	0	5	5.0
NORTH TEXAS	1/28/20	DNP																						
UT ARLINGTON	12/02/20	DNP																						
LIPSCOMB	12/05/20	15	2	2	1.000	0	0	.000	0	0	.000	2	1	3	3.0	2	0	1	1	0	1	4	4.5	
SOUTHERN U.	12/09/20	16	5	8	.625	1	1	1.000	3	3	1.000	3	4	7	4.3	1	0	2	1	0	0	14	7.7	
CENTRAL ARKANSAS	12/12/20	7	0	1	.000	0	0	.000	0	0	.000	0	1	1	3.0	0	0	0	0	0	0	0	5.8	
ORAL ROBERTS	12/20/20	9	0	1	.000	0	0	.000	0	0	.000	0	1	1	3.0	3	0	2	1	0	1	0	4.6	
ABILENE CHRISTIAN	12/22/20	5	0	1	.000	0	0	.000	0	0	.000	0	1	1	2.7	2	0	0	1	0	1	0	3.8	
at Auburn	12/30/20	13	2	3	.667	0	0	.000	0	0	.000	1	0	1	2.4	0	0	1	0	0	2	4	3.9	
MISSOURI	01/02/21	* 20	2	6	.333	0	0	.000	0	2	.000	3	1	4	2.6	4	0	0	1	0	3	4	3.9	
at Tennessee	01/06/21	5	1	2	.500	0	0	.000	0	0	.000	0	0	0	2.3	1	0	0	1	0	1	2	3.7	
GEORGIA	01/09/21	* 37	9	14	.643	1	2	.500	1	1	1.000	1	6	7	2.8	4	0	6	3	0	2	20	5.3	
at LSU	01/13/21	* 27	1	11	.091	0	1	.000	2	3	.667	1	2	3	2.8	1	0	2	2	1	2	4	5.2	
at Alabama	01/16/21	28	1	3	.333	0	0	.000	3	4	.750	1	5	6	3.1	3	0	1	0	0	0	5	5.2	
AUBURN	01/20/21	20	5	9	.556	0	0	.000	0	0	.000	2	2	4	3.2	4	0	2	3	0	0	10	5.5	
at Vanderbilt	01/23/21	13	3	3	1.000	0	0	.000	0	1	1.000	0	2	2	3.1	2	0	1	2	1	1	6	5.6	
OLE MISS	01/27/21	25	7	9	.778	0	0	.000	0	1	.000	2	4	6	3.3	1	0	1	3	0	2	14	6.1	
at Oklahoma State	01/30/21	28	6	12	.500	0	0	.000	0	0	.000	2	2	4	3.3	4	0	1	1	0	3	12	6.5	
MISSISSIPPI STATE	02/02/21	* 35	4	12	.333	0	0	.000	2	2	1.000	2	6	8	3.6	2	0	2	3	0	0	10	6.7	
at Kentucky	02/09/21	* 17	2	5	.400	0	0	.000	0	0	.000	0	2	2	3.5	2	0	3	0	0	2	4	6.6	
at Missouri	02/13/21	* 32	3	10	.300	0	0	.000	2	2	1.000	1	3	4	3.5	2	0	3	0	1	0	8	6.6	
FLORIDA	02/16/21	* 36	7	14	.500	0	1	.000	4	4	1.000	1	4	5	3.6	3	0	3	2	0	1	18	7.2	
ALABAMA	02/24/21	* 19	2	3	.667	0	1	.000	1	1	1.000	1	2	3	3.6	4	0	1	1	0	0	5	7.1	
LSU	02/27/21	* 38	7	12	.583	0	2	.000	1	2	.500	0	5	5	3.6	3	0	6	0	0	1	15	7.5	
at South Carolina	03/02/21	* 20	1	2	.500	0	0	.000	2	2	1.000	2	6	8	3.8	2	0	2	5	0	2	4	7.3	
TEXAS A&M	03/06/21	* 39	5	10	.500	0	0	.000	2	2	1.000	1	5	6	3.9	3	0	5	4	0	2	12	7.5	
vs Missouri	03/12/21	* 29	4	12	.333	0	0	.000	3	6	.500	0	6	6	4.0	4	0	4	2	0	1	11	7.6	
vs LSU	03/13/21	* 36	2	7	.286	0	1	.000	2	2	1.000	2	6	8	4.2	2	0	5	1	0	4	6	7.6	
vs Colgate	03/19/21	* 32	6	11	.545	0	0	.000	0	0	.000	3	3	6	4.2	3	0	3	4	2	2	12	7.7	
vs Texas Tech	03/21/21	* 37	7	15	.467	0	1	.000	1	2	.500	0	6	6	4.3	2	0	1	1	0	0	15	8.0	
vs Oral Roberts	03/27/21	* 34	7	13	.538	0	0	.000	2	2	1.000	2	6	8	4.4	3	0	2	2	0	0	16	8.3	
vs Baylor	03/29/21	* 32	6	13	.462	0	2	.000	2	2	1.000	2	4	6	4.5	2	0	2	2	0	1	14	8.5	
Totals		17	716	109	229	.476	2	13	.154	34	45	.756	36	98	134	4.5	70	0	64	48	5	35	254	8.5

DAVONTE DAVIS CAREER STATISTICS

Year	GP	GS	Min	Avg	FG	FGA	Pct	3FG	3FGA	Pct	FT	FTA	Pct	Off	Def	Tot	Avg	PF	FO	Ast	TO	Blk	Stl	Pts	Avg
2020-21	30	17	716	23.9	109	229	.476	2	13	.154	34	45	.756	36	98	134	4.5	70	0	64	48	5	35	254	8.5



JAYLIN WILLIAMS

Fr. | F | 6-10 | 245

Fort Smith, Ark. | Northside HS

@Jay_MWilliams_

@thejaylinwilliams_

10

- Born June 29, 2002 in Fort Smith
- Consensus 4-star ... 2020 Gatorade Arkansas Player of the Year ... Top state prospect by 247
- Among incoming Frosh: Rated 56th by Rivals, 85th by 247Sports and 91st by ESPN
- Paents: Michael and Linda Williams
- If he could play with any former Razorback it would be Patrick Beverley or Corliss Williamson

MADE THE DEPARTMENT'S HONOR ROLL (GPA BETWEEN 3.0-3.49) FOR FALL 2020

- **LED THE TEAM BY TAKING 16 CHARGES** this season, including two each versus UT Arlington, Georgia, LSU (1/13), Auburn (1/20) and Texas Tech.
- Earned his first career start at Tennessee. Also started at Alabama and in the NCAA Tournament games versus Texas Tech, Oral Roberts and Baylor.

- Became the only Razorback to come off the bench and get 10 rebounds three times in a season: Mississippi Valley State, at LSU and vs Florida. (Hog-Stats.com) ... **Had 10 boards in the start versus Texas Tech.**
- On a per 40-minute basis, averaged a team-best 12.1 rebounds ... Averaged 9.6 points and 1.8 blocked shots.
- Had a season-best 10 deflections in the LSU win.

2020-21 HIGHLIGHTS

- In his collegiate debut (Miss Valley State) had a game-high 10 rebounds, including eight defensively ... Just missed a double-double, scoring nine points (2-5 FG • 2-4 3PT).
- Scored six points with seven rebounds, including six on the defensive end, versus Lipscomb..
- Had two rebounds and an assist in 4:20 played at Auburn.
- Saw extended time versus Missouri and responded with eight points and two blocked shots.
- Earned his first career start at Tennessee ... Scored six points on 3-of-3 shooting
- Came off the bench versus Georgia ... Only scored two points but impacted the game in other areas ... Led the team with nine rebounds (four offensive), took two charges and had two assists with a steal and a blocked shot.
- Tied a season-high by pulling down 10 rebounds at LSU, scored seven points and added two steals ... Took two charges.
- Had a breakout game in the win over Auburn (1/20) ... Scored seven points (including a 3-pointer) with seven rebounds, two assists, two blocked shots and a steal ... **Played all 20 minutes of the second half** in the come-from-behind win ... Grabbed an offensive rebound in midair and threw it down for his first career dunk to cap a 18-4 run and give Arkansas its first lead (47-45).
- Only played nine minutes versus Mississippi State, but had two steals to tie his season high.
- Had nine points and tied for team-high in rebounds with seven in the Kentucky win .. **Made a season-high 5-of-6 free throws** ... Scored four points late in the game, including a put-back on the offensive end at 3:06 to make the score 74-68 and making two free throws with 1:51 left to make the score 78-73.
- Injured his right knee in the first half at Oklahoma State ... Missed the second half versus the Cowboys and played just nine minutes versus Mississippi State.
- Played 23 minutes at Kentucky and had nine points and tied for team high with seven rebounds.
- Dished out a **career-high three assists** at Missouri.
- Tied his **career high with 10 rebounds** (seven defensive) vs Florida.
- Scored a **career-high 13 points** in the win over Alabama .. Had a +30 in his 22 minutes played ... Was dominant in the second half ... scored 12 of his 13 points in the second half and he pulled down all eight of his rebounds in the period.
- Stuffed the stat sheet in the LSU win .. **Season-high four blocked shots and tied season-high with two steals** ... Added 10 deflections, 8 points, 6 rebounds and 2 assists and was a team-best +15 in **season-high 29:49 minutes** played.
- In his third career start - versus Texas Tech in the NCAA second round — only scored one point but **tied his career high with 10 rebounds and had a career-high four assists** ... Had six boards and all four rebounds in the second half ... Also took two charges.
- Versus Baylor in the Elite 8, was 4-of-5 from the field and grabbed four rebounds with a blocked shot and a steal ... Scored six of Arkansas' first nine points.

• Led Razorbacks in Pts:	7
• Led Razorbacks in Rebs:	7
• CAREER: Double-figure Pts:	1
Double-figure Rebs:	4
20-pt gms:	-
Gms with a 3PT Made	6
Gms with 5+ Rebs:	10

JAYLIN WILLIAMS 2020-21 GAME STATS																									
Opponent	Date	GS	Min	FG	FGA	Pct	3FG	3A	Pct	FT	FTA	Pct	O	D	Tot	Avg	PF	FO	A	TO	Blk	Stl	Pts	Avg	
MISSISSIPPI VALLEY	11/25/20	20	20	3	5	.600	2	4	.500	1	1	1.000	2	8	10	10.0	0	0	1	1	0	0	9	9.0	
NORTH TEXAS	1/28/20	DNP																							
UT ARLINGTON	12/02/20	12	0	0	.000	0	0	.000	0	0	.000	1	2	3	6.5	0	0	0	1	1	1	1	0	4.5	
LIPSCOMB	12/05/20	18	2	5	.400	1	3	.333	1	1	1.000	1	6	7	6.7	4	0	1	2	0	0	0	6	5.0	
SOUTHERN U.	12/09/20	13	0	1	.000	0	1	.000	0	2	.000	0	2	2	5.5	1	0	0	1	2	0	0	0	3.8	
CENTRAL ARKANSAS	12/12/20	2	0	0	.000	0	0	.000	2	2	1.000	2	0	2	4.8	0	0	0	0	0	0	0	2	3.4	
ORAL ROBERTS	12/20/20	DNP																							
ABILENE CHRISTIAN	12/22/20	4	0	0	.000	0	0	.000	0	0	.000	0	1	1	4.2	0	0	0	0	1	0	0	0	2.8	
at Auburn	12/30/20	4	0	0	.000	0	0	.000	0	0	.000	1	1	2	3.9	2	0	1	0	0	0	0	0	2.4	
MISSOURI	01/02/21	17	3	6	.500	1	4	.250	1	1	1.000	1	2	3	3.8	2	0	0	0	2	1	8	3.1		
at Tennessee	01/06/21	* 14	3	3	1.000	0	0	.000	0	0	.000	0	2	2	3.6	2	0	0	4	1	0	0	6	3.4	
GEORGIA	01/09/21	20	1	2	.500	0	0	.000	0	0	.000	4	5	9	4.1	3	0	2	3	1	1	2	2	3.3	
at LSU	01/13/21	28	2	3	.667	0	0	.000	3	3	1.000	4	6	10	4.6	5	1	1	3	1	2	7	3.6		
at Alabama	01/16/21	* 18	0	1	.000	0	0	.000	0	0	.000	0	2	2	4.4	1	0	1	0	1	1	0	0	3.3	
AUBURN	01/20/21	29	3	4	.750	1	1	1.000	0	0	.000	2	5	7	4.6	3	0	2	1	2	1	7	3.6		
at Vanderbilt	01/23/21	9	0	0	.000	0	0	.000	0	0	.000	0	1	1	4.4	0	0	1	1	0	1	0	3.4		
OLE MISS	01/27/21	7	0	0	.000	0	0	.000	0	0	.000	0	3	3	4.3	3	0	1	0	0	0	0	3.1		
at Oklahoma State	01/30/21	7	0	1	.000	0	0	.000	0	0	.000	1	3	4	4.3	2	0	1	0	0	0	0	2.9		
MISSISSIPPI STATE	02/02/21	9	0	2	.000	0	2	.000	0	0	.000	0	0	0	4.0	2	0	0	1	0	2	0	2.8		
at Kentucky	02/09/21	23	2	4	.500	0	1	.000	5	6	.833	1	6	7	4.2	3	0	0	0	1	0	9	3.1		
at Missouri	02/13/21	14	1	3	.333	1	2	.500	1	2	.500	0	2	2	4.1	4	0	3	1	0	0	4	3.2		
FLORIDA	02/16/21	23	1	3	.333	0	0	.000	2	2	1.000	3	7	10	4.4	1	0	0	1	0	0	4	3.2		
ALABAMA	02/24/21	22	4	8	.500	0	2	.000	5	7	.714	1	7	8	4.5	2	0	0	0	0	0	13	3.7		
LSU	02/27/21	29	3	5	.600	1	2	.500	1	2	.500	0	6	6	4.6	3	0	2	1	4	2	8	3.9		
at South Carolina	03/02/21	DNP-ill																							
TEXAS A&M	03/06/21	DNP-ill																							
vs Missouri	03/12/21	DNP-ill																							
vs LSU	03/13/21	DNP-ill																							
vs Colgate	03/19/21	5	0	1	.000	0	0	.000	0	0	.000	0	3	3	4.5	2	0	0	0	0	0	0	0	3.7	
vs Texas Tech	03/21/21	* 28	0	4	.000	0	1	.000	1	2	.500	2	8	10	4.8	3	0	4	2	0	0	1	3.6		
vs Oral Roberts	03/27/21	* 9	1	3	.333	0	0	.000	0	0	.000	0	3	3	4.7	1	0	0	0	0	0	2	3.5		
vs Baylor	03/29/21	* 16	4	5	.800	0	0	.000	0	0	.000	3	1	4	4.7	1	0	0	1	1	0	8	3.7		
Totals		5	400	33	69	.478	7	23	.304	23	31	.742	29	92	121	4.7	50	1	21	24	18	12	96	3.7	

PERSONAL BESTS	
POINTS	Season: 13 vs Alabama (02/24/21)
SEC: 13	vs Alabama (02/24/21)
FG MADE	Season: 4 vs Alabama (02/24/21)
SEC: 4	last at Missouri (02/24/21)
FG ATTEMPTED	Season: 8 vs Alabama (02/24/21)
SEC: 8	vs Alabama (02/24/21)
3-POINT FG MADE	Season: 2 vs Mississippi Valley State (11/25/20)
SEC: 1 (3x)	last at Missouri (02/13/21)
3-PT FG ATTEMPTS	Season: 4 last vs Missouri (01/02/21)
SEC: 4	vs Missouri (01/02/21)
FT MADE	Season: 5 vs Alabama (02/24/21)
SEC: 5	vs Alabama (02/24/21)
FT ATTEMPTED	Season: 7 vs Alabama (02/24/21)
SEC: 7	vs Alabama (02/24/21)
REBOUNDS	Season: 10 (4x) last vs Texas Tech (03/21/21)
SEC: 10 (2x)	last vs Florida (02/16/21)
ASSISTS	Season: 4 vs Texas Tech (03/21/21)
SEC: 3	at Missouri (02/13/21)
STEALS	Season: 2 (3x) last vs LSU (02/27/21)
SEC: 2 (3x)	last vs LSU (02/27/21)
BLOCKED SHOTS	Season: 4 vs LSU (02/27/21)
SEC: 4	vs LSU (02/27/21)
MINUTES	Season: 29:49 vs LSU (02/27/21)
SEC: 29:49	vs LSU (02/27/21)

JAYLIN WILLIAMS CAREER STATISTICS																									
Year	GP	GS	Min	Avg	FG	FGA	Pct	3FG	3FGA	Pct	FT	FTA	Pct	Off	Def	Tot	Avg	PF	FO	Ast	TO	Blk	Stl	Pts	Avg
2020-21	26	5	400	15.4	33	69	.478	7	23	.304	23	31	.742	29	92	121	4.7	50	1	21	24	18	12	96	3.7



KHALEN "KK" ROBINSON

Fr. | 6 | 6-0 | 175

Little Rock, Ark. | Oak Hill Academy

12

@onekrob2

@khal2n

- Born Aug. 7, 2001 in Little Rock
- Parents: Kelvin and Rheagan Robinson
- Consensus 4-star ... 3x first team All-State (2x in Ark. and once in Va.)
- Among incoming Frash: Rated 36th by 247Sports, 62nd by Rivals and 79th by ESPN
- If he could play with any former Razorback it would be Daniel Gafford

MADE THE DEPARTMENT'S HONOR ROLL (GPA BETWEEN 3.0-3.49) FOR FALL 2020

Had surgery to repair a fracture on his right foot on Jan. 10, 2021 ... Will be out for rest of the season (at least four months)

2020-21 HIGHLIGHTS

- Scored 15 in collegiate debut (5-8 FG • 3-5 3PT) with three assists, three rebounds and a steal
- Had four assists and five points with zero turnovers in a season-high 21 minutes played versus Lipscomb

CAREER:

Double-figure Pts:	1
20-pt gms:	-
Gms with a 3PT FG:	2
Gms with 3+ 3PT FG:	1
Gms with 3+ Assists:	1

KHALEN ROBINSON 2020-21 GAME STATS

Opponent	Date	GS	Min	FG	FGA	Pct	3FG	3A	Pct	FT	FTA	Pct	O	D	Tot	Avg	PF	FO	A	TO	Blk	Stl	Pts	Avg	
MISSISSIPPI VALLEY	11/25/20	18	5	8	.625	3	5	.600	2	2	1.000	0	2	2	2.0	0	0	3	1	0	1	15	15.0		
NORTH TEXAS	11/28/20	6	0	1	.000	0	1	.000	2	2	1.000	0	0	0	1.0	1	0	0	0	0	0	2	8.5		
UT ARLINGTON	12/02/20	13	1	1	1.000	1	1	1.000	0	0	.000	0	0	0	0.7	5	1	1	0	0	0	3	6.7		
LIPSCOMB	12/05/20	21	2	6	.333	1	3	.333	0	0	.000	0	2	2	1.0	3	0	4	0	0	1	5	6.3		
SOUTHERN U.	12/09/20	14	0	4	.000	0	2	.000	1	2	.500	0	2	2	1.2	1	0	1	2	0	1	1	5.2		
CENTRAL ARKANSAS	12/12/20	2	0	0	.000	0	0	.000	0	0	.000	0	0	0	1.0	0	0	0	1	0	0	0	4.3		
ORAL ROBERTS	12/20/20	2	0	0	.000	0	0	.000	0	0	.000	0	1	1	1.0	2	0	0	0	1	0	0	3.7		
ABILENE CHRISTIAN	12/22/20	7	1	1	1.000	0	0	.000	1	2	.500	0	1	1	1.0	0	0	1	1	0	0	3	3.6		
at Auburn	12/30/20	2	0	0	.000	0	0	.000	0	0	.000	0	0	0	0.9	1	0	0	0	0	0	0	3.2		
MISSOURI	01/02/21	2	0	0	.000	0	0	.000	0	0	.000	0	0	0	0.8	1	0	0	0	0	0	0	2.9		
at Tennessee	01/06/21	5	0	0	.000	0	0	.000	0	0	.000	0	2	2	0.9	2	0	1	1	0	0	0	2.6		
GEORGIA	01/09/21	DNP	Inj																						
at LSU	01/13/21	DNP	Inj																						
at Alabama	01/16/21	DNP	Inj																						
AUBURN	01/20/21	DNP	Inj																						
at Vanderbilt	01/23/21	DNP	Inj																						
OLE MISS	01/27/21	DNP	Inj																						
at Oklahoma State	01/30/21	DNP	Inj																						
MISSISSIPPI STATE	02/02/21	DNP	Inj																						
at Kentucky	02/09/21	DNP	Inj																						
at Missouri	02/13/21	DNP	Inj																						
FLORIDA	02/16/21	DNP	Inj																						
ALABAMA	02/24/21	DNP	Inj																						
LSU	02/27/21	DNP	Inj																						
at South Carolina	03/02/21	DNP	Inj																						
TEXAS A&M	03/06/21	DNP	Inj																						
vs Missouri	03/12/21	DNP	Inj																						
vs LSU	03/13/21	DNP	Inj																						
vs Colgate	03/19/21	DNP	Inj																						
vs Texas Tech	03/21/21	DNP	Inj																						
vs Oral Roberts	03/27/21	DNP	Inj																						
vs Baylor	03/29/21	DNP	Inj																						
Totals		0	92	9	21	.429	5	12	.417	6	8	.750	0	10	10	0.9	16	1	11	6	1	3	29	2.6	

PERSONAL BESTS

POINTS
Season: 15 vs Mississippi Valley State (11/25/20)
SEC: -

FG MADE
Season: 5 vs Mississippi Valley State (11/25/20)
SEC: -

FG ATTEMPTED
Season: 8 vs Mississippi Valley State (11/25/20)
SEC: -

3-POINT FG MADE
Season: 3 vs Mississippi Valley State (11/25/20)
SEC: -

3-PT FG ATTEMPTS
Season: 5 vs Mississippi Valley State (11/25/20)
SEC: -

FT MADE
Season: 2 (2x) last vs North Texas (11/28/20)
SEC: -

FT ATTEMPTED
Season: 2 (3x) last vs Southern (12/09/20)
SEC: -

REBOUNDS
Season: 3 vs Mississippi Valley State (11/25/20)
SEC: 2 at Tennessee (01/06/21)

ASSISTS
Season: 4 vs Lipscomb (12/05/20)
SEC: 1 at Tennessee (01/06/21)

STEALS
Season: 1 vs Mississippi Valley State (11/25/20)
SEC: -

BLOCKED SHOTS
Season: 1 vs Oral Roberts (12/20/20)
SEC: -

MINUTES
Season: 20:36 vs Mississippi Valley State (11/25/20)
SEC: 4:52 at Tennessee (01/06/21)

KHALEN ROBINSON CAREER STATISTICS

Year	GP	GS	Min	Avg	FG	FGA	Pct	3FG	3FGA	Pct	FT	FTA	Pct	Off	Def	Tot	Avg	PF	FO	Ast	TO	Blk	Stl	Pts	Avg
2020-21	11	0	92	8.4	9	21	.429	5	12	.417	6	8	.750	0	10	10	0.9	16	1	11	6	1	3	29	2.6



ABAYOMI "BAYBE" IYIOLA

22

R-Jr. | F | 6-9 | 230
Atlanta, Ga. | Stetson Univ.

@abosticall
baybe_iyiola

• Played two seasons at Stetson University, transferring to Arkansas for the 2019-20 season ... Originally from Nigeria but played all four years of high school at Greenforest Academy ... Led the Hatters in both scoring (10.8 avg.) and rebounding (7.6 avg.) in 2018-19 and was named to the 2018 ASUN All-Freshman team.

- Born: Jan. 20, 1998 in Ibadan, Nigeria
- Parents: Son of Lasisi and Alirat Iyiola
- Pronounced ah-BAH-yum-Mee EE-EE-oh-la ... Goes by Baybe (pronounced Bay-bey)
- In 2 yrs at Stetson, led the Hatters in scoring 10x and rebounding 38x
- Member of SAAC ... Had knee surgery in summer of 2020 and will be out until Jan. 2021

• 66 rebs to 400	
• Led his team in Pts:	10
• Led his team in Rebs:	38
• CAREER: Double-figure Pts:	33
20-pt gms:	3
Double-figure Rebs:	14
Games with 3+ Blks:	3

DOUBLE-DOUBLES (12)

SOPHOMORE (8)		
11/11/18 • at Missouri State	14 pts	11 reb
11/23/18 • VMI	^ 12 pts	13 reb
11/26/18 • at Bethune-Cookman	^ 16 pts	10 reb
12/05/18 • Western Illinois	22 pts	11 reb
01/27/19 • Lipscomb	12 pts	10 reb
02/02/19 • Kennesaw State	^ 15 pts	11 reb
02/05/19 • at Liberty	^ 16 pts	12 reb
02/26/19 • at North Florida	16 pts	13 reb

^ - back-to-back games

FRESHMAN (4)		
11/10/17 • Webber International	21 pts	13 reb
01/13/18 • USC Upstate	12 pts	11 reb
02/10/18 • at NJIT	12 pts	11 reb
02/26/18 • at Lipscomb	18 pts	10 reb

- Had knee (right) surgery in the summer ... Began practicing with the team on Dec. 26.
- Officially came off the "IR" as he dressed for the Florida game (Feb. 16).
- Saw his first game action at South Carolina and he pulled down a rebound.

ABAYOMI IYIOLA 2020-21 GAME STATS

Opponent	Date	GS	Min	FG	FGA	Pct	3FG	3A	Pct	FT	FTA	Pct	O	D	Tot	Avg	PF	FO	A	TO	Blk	Stl	Pts	Avg
MISSISSIPPI VALLEY	11/25/20	DNP	Inj																					
NORTH TEXAS	1/28/20	DNP	Inj																					
UT ARLINGTON	12/02/20	DNP	Inj																					
LIPSCOMB	12/05/20	DNP	Inj																					
SOUTHERN U.	12/09/20	DNP	Inj																					
CENTRAL ARKANSAS	12/12/20	DNP	Inj																					
ORAL ROBERTS	12/20/20	DNP	Inj																					
ABILENE CHRISTIAN	12/22/20	DNP	Inj																					
at Auburn	12/30/20	DNP	Inj																					
MISSOURI	01/02/21	DNP	Inj																					
at Tennessee	01/06/21	DNP	Inj																					
GEORGIA	01/09/21	DNP	Inj																					
at LSU	01/13/21	DNP	Inj																					
at Alabama	01/16/21	DNP	Inj																					
AUBURN	01/20/21	DNP	Inj																					
at Vanderbilt	01/23/21	DNP	Inj																					
OLE MISS	01/27/21	DNP	Inj																					
at Oklahoma State	01/30/21	DNP	Inj																					
MISSISSIPPI STATE	02/02/21	DNP	Inj																					
at Kentucky	02/09/21	DNP	Inj																					
at Missouri	02/13/21	DNP	Inj																					
FLORIDA	02/16/21	DNP																						
ALABAMA	02/24/21	DNP																						
LSU	02/27/21	DNP																						
at South Carolina	03/02/21	2		0	0	.000	0	0	.000	0	0	.000	0	1	1	1.0	0	0	0	0	0	0	0	0.0
TEXAS A&M	03/06/21	DNP																						
vs Missouri	03/12/21	DNP																						
vs LSU	03/13/21	DNP																						
vs Colgate	03/19/21	DNP																						
vs Texas Tech	03/21/21	DNP																						
vs Oral Roberts	03/27/21	DNP																						
vs Baylor	03/29/21	DNP																						
Totals		0	2	0	0	.000	0	0	.000	0	0	.000	0	1	1	1.0	0	0	0	0	0	0	0	0.0

PERSONAL BESTS

POINTS
Season:
Career: 40 vs Florida Memorial (11/21/18)
SEC:

FG MADE
Season:
Career: 16 vs Florida Memorial (11/21/18)
SEC:

FG ATTEMPTED
Season:
Career: 23 at NC State (12/22/17)
SEC:

3-POINT FG MADE
Season:
Career: 5 (6x) last vs FGCU (03/01/19)
SEC:

3-PT FG ATTEMPTS
Season:
Career: 14 vs FGCU (03/01/19)
SEC:

FT MADE
Season:
Career: 6 (5x) last at North Florida (01/24/19)
SEC:

FT ATTEMPTED
Season:
Career: 9 vs Bethune-Cookman (11/30/17)
SEC:

REBOUNDS
Season:
Career: 14 vs Stetson (01/30/19)
SEC:

ASSISTS
Season:
Career: 10 at Kennesaw State (01/09/19)
SEC:

STEALS
Season:
Career: 5 (2x) at FGCU (02/02/19)
SEC:

BLOCKED SHOTS
Season:
Career: 3 (3x) last vs North Florida (02/20/19)
SEC:

MINUTES
Season:
Career: 46 vs Gardner-Webb (11/26/17)
SEC:

ABAYOMI IYIOLA CAREER STATISTICS

Year	GP	GS	Min	Avg	FG	FGA	Pct	3FG	3FGA	Pct	FT	FTA	Pct	Off	Def	Tot	Avg	PF	FO	Ast	TO	Blk	Stl	Pts	Avg
2017-18 (STET)	32	8	616	19.3	139	268	.519	0	3	.000	44	65	.677	77	122	199	6.2	97	3	5	35	21	16	322	10.1
2018-19 (STET)	31	31	709	22.9	135	279	.484	1	8	.125	63	86	.733	85	150	235	7.6	88	3	14	40	37	30	334	10.8
2019-20 - REDSHIRTED																									
2020-21 (ARK)	1	0	2	2.0	0	0	.000	0	0	.000	0	0	.000	0	1	1	1.0	0	0	0	0	0	0	0	0.0
TOTAL	64	39	1327	20.7	274	547	.501	1	11	.091	107	151	.709	162	273	435	6.8	185	36	19	75	58	46	656	10.3



CONNOR VANOVER

R-So. | F | 7-3 | 247
Little Rock, Ark. | California

23

@Vanover_Connor
@cv_23

- Born: June 23, 1999 in Little Rock
- Parents: Chris and Robyn Vanover
- Mother played for UA women's basketball (1986-89) and led team in blocked shots 3x
- Has two older brothers, twins Brandon (7-0) and Justin (7-1)
- Rated the 44th-best "Sit-Out" Transfer in the Nation by ESPN.com

- **Rated the 44th-best "Sit-Out" Transfer in the Nation by ESPN.com for the 2020-21 season.**
- Played one season at Cal ... Averaged 12.8 points and 5.0 rebounds over his final 10 games ... Included in the 10-game span was a career-high 24 points versus Stanford and eight boards against Southern California ... Led the team with 35 blocked shots and shot 35.5 percent from 3-point range (27-of-76).
- Coach Musselman said his play at Auburn in the SEC opener was "his best overall game" ... Also praised for his effort in the win over Ole Miss.

- Only missed one free throw for the season (his 20th attempt) and was 20-of-21 for the season.
- Had six blocks vs North Texas — **Over the last 10 regular-season games, had 25 blocked shots (2.5 avg.)** including 5 vs Ole Miss • 5 at Ok State • 4 at USC
- 5th SEC / 35th NCAA in blocked shots (1.82) ... 26th in NCAA / 3rd SEC in total blocked shots (5.1)
- On a per 40 minute basis, averages 15.4 pts • *.7 rebounds • 4.3 blocks
- Starting with SEC play, made just 4 of his first 21 (19%) from 3-point range ... **LAST 11 GMS: 9-of-25 (36%)**

2020-21 HIGHLIGHTS:

- Had a game-high 23 points — one shy of his career high — and tied a then career-high with eight rebounds ... Drained 4-of-5 from 3-point range and added three blocked shots ... 23 pts ties for 3rd-best production by a Razorback in his debut since 1980.
- Only scored six points, but had a **career-high 16 rebounds and tied his career-high with six blocked shots** ... Only Razorback on record to have as many as 16 rebounds and six blocked shots in a game ... Only SEC player to have 16 and 6 since in a game since Kentucky's Anthony Davis had 16 and 6 (ironically with just six points too) in the 2012 national championship game.
- Scored 12 points in just 12 minutes versus UT Arlington, making 5-of-6 shots, including 2-of-3 from 3-point range.
- Was just 2-of-8 from the field (all 3-pointers) versus Lipscomb but had a game-high nine rebounds with four blocked shots in just 15 minutes played.
- Only scored three points vs Southern (a 3-pointer) but had nine rebounds (all defensive) with three blocked shots and a **career-high three steals**.
- Had his second career double-digit rebound game with 10 versus Central Arkansas (nine defensive) ... Added nine points and two blocked shots.
- Pumped in 17 points, making 6-of-6 from the free throw line, at Auburn with five rebounds.
- Contributed 12 points and seven rebounds at Tennessee, making 5-of-9 FG and 1-of-3 3PT.
- In the win vs Ole Miss, only scored eight points, but effected the game in many ways ... Had a team-best seven rebounds (only had 10 in previous five games) and blocked five shots (only had five in his previous 10 games) ... **Played all 20 minutes of the second half** and 28:45 for the game (only played 40 total minutes his previous five games including 18 at Vandy).
- For the second straight game, had five blocked shots (all in the second half) at Oklahoma State.
- Led Arkansas with 13 points versus Mississippi State, adding eight rebounds, three blocked shots and two steals ... **Played all 20 minutes of the second half** with 11 points, six boards, both steals and all three blocked shots.
- Made four field goals and scored 12 points at Kentucky ... Sank 2-of-4 3-pointers and had two dunks ... Snapped an eight-game streak with no free throws by going 2-of-2 ... Recorded two blocked shots.
- Had 12 points and two blocked shots at Missouri ... Struggled early (zero stats in 4:07 playing time in the first half) ... Played 18:26 of the second half and scored all 12 of his points (5-of-6 shooting overall and 2-of-3 from 3-point range) with two assists.
- Was a strong presence in the middle at South Carolina with six rebounds and four blocked shots.

• Led his team in Pts:	3
• Led his team in Rebs:	7
• CAREER: Double-figure Pts:	14
Double-figure rebs:	2
20-pt gms:	2
Gms with a 3 PT FG:	29
Gms with 3+ 3PT FG:	2
Gms with 3+ Blks:	12

PLAYERS IN THE NCAA WITH 50+ BLOCKS AND 20+ 3'S MADE

Connor Vanover, ARK	51 blocks	24 3's
Hayden Koval, UNCG	65 blocks	26 3's
Jay Huff, UVA	62 blocks	28 3's

Vanover the first Arkansas player with 50+ blocks and 20+ 3's made in a season. Only nine other Hogs have reached those levels in an entire career: (HogStats.com)

Carl Baker (54 BLK • 29 3's)	Todd Day (102 BLK • 226 3's)
Ron Huey (70 BLK • 94 3's)	Vincent Hunter (79 BLK • 32 3's)
Bobby Portis (104 BLK • 23 3's)	Marshawn Powell (96 BLK • 42 3's)
Michael Qualls (55 BLK • 103 3's)	Darnell Robinson (62 BLK • 28 3's)
Mike Washington (107 BLK • 22 3's)	

PERSONAL BESTS

POINTS	Season: 23	vs Mississippi Valley State (11/25/20)
Career: 24	at Stanford (03/07/19)	
SEC: 17	at Auburn (12/30/20)	

FG MADE	Season: 8	vs Mississippi Valley State (11/25/20)
Career: 9	at Stanford (03/07/19)	
SEC: 6	vs Mississippi State (02/02/21)	

FG ATTEMPTED	Season: 11 (4x)	last vs Mississippi State (02/02/21)
Career: 15	vs Washington (02/28/19)	
SEC: 11 (3x)	last vs Mississippi State (02/02/21)	

3-POINT FG MADE	Season: 4	vs Mississippi Valley State (11/25/20)
Career: 5	at Stanford (03/07/19)	
SEC: 2 (2x)	last at Missouri (02/13/21)	

3-PT FG ATTEMPTS	Season: 8	vs Lipscomb (12/05/20)
Career: 8	vs Lipscomb (12/05/20)	
SEC: 6	at Auburn (12/30/20)	

FT MADE	Season: 6	at Auburn (12/30/20)
Career: 6	at Auburn (12/30/20)	
SEC: 6	at Auburn (12/30/20)	

FT ATTEMPTED	Season: 6	at Auburn (12/30/20)
Career: 6	at Auburn (12/30/20)	
SEC: 6	at Auburn (12/30/20)	

REBOUNDS	Season: 16	vs North Texas (11/28/20)
Career: 16	vs North Texas (11/28/20)	
SEC: 8	vs Mississippi State (02/02/21)	

ASSISTS	Season: 2 (5x)	last at Missouri (02/13/21)
Career: 2 (7x)	last at Missouri (02/13/21)	
SEC: 2 (2x)	last at Missouri (02/13/21)	

STEALS	Season: 3	vs Southern (12/09/20)
Career: 3	vs Southern (12/19/20)	
SEC: 2 (2x)	last vs Mississippi State (02/02/21)	

BLOCKED SHOTS	Season: 6	vs North Texas (11/28/20)
Career: 6 (2x)	last vs North Texas (11/28/20)	
SEC: 5	vs Ole Miss (01/27/21)	

MINUTES	Season: 34:05	vs North Texas (11/28/20)
Career: 34:05	vs North Texas (11/28/20)	
SEC: 28:45	at Auburn (12/30/20)	

CONNOR VANOVER 2020-21 GAME STATS

Opponent	Date	GS	Min	FG	FGA	Pct	3FG	3A	Pct	FT	FTA	Pct	O	D	Tot	Avg	PF	FO	A	TO	Blk	Stl	Pts	Avg					
MISSISSIPPI VALLEY	11/25/20	19	8	11	727		4	5	.800	3	3	1.000	3	5	8	8.0	0	0	0	0	3	0	23	23.0					
NORTH TEXAS	11/28/20	* 34	3	4	750		0	1	.000	0	0	.000	2	14	16	12.0	2	0	2	2	6	0	6	14.5					
UT ARLINGTON	12/02/20	* 12	5	6	833		2	3	.667	0	0	.000	1	1	2	8.7	1	0	0	0	2	1	12	13.7					
LIPSCOMB	12/05/20	* 15	2	8	250		2	8	.250	0	0	.000	0	9	9	8.8	0	0	1	0	4	1	6	11.8					
SOUTHERN U.	12/09/20	* 20	1	4	250		1	3	.333	0	0	.000	0	9	9	8.8	1	0	0	0	3	3	3	10.0					
CENTRAL ARKANSAS	12/12/20	* 27	4	8	500		1	2	.500	0	0	.000	1	9	10	9.0	1	0	0	1	2	0	9	9.8					
ORAL ROBERTS	12/20/20	* 9	1	5	200		1	3	.333	0	0	.000	1	2	3	8.1	0	0	0	0	0	0	3	8.9					
ABILENE CHRISTIAN	12/22/20	* 26	2	5	400		0	2	.000	3	3	1.000	1	3	4	7.6	2	0	2	1	0	0	7	8.6					
at Auburn	12/30/20	* 26	5	11	455		1	6	.167	6	6	1.000	3	2	5	7.3	3	0	0	0	1	1	17	9.6					
MISSOURI	01/02/21	* 20	0	11	000		0	5	.000	4	4	1.000	2	5	7	7.3	3	0	2	0	2	2	4	9.0					
at Tennessee	01/06/21	* 27	5	9	556		1	3	.333	1	1	1.000	2	5	7	7.3	4	0	0	0	1	0	12	9.3					
GEORGIA	01/09/21	* 3	0	0	000		0	0	.000	0	0	.000	1	1	2	6.8	0	0	0	1	0	0	0	8.5					
at LSU	01/13/21	* 8	1	3	333		1	2	.500	0	0	.000	1	1	2	6.5	1	0	0	0	0	0	3	8.1					
at Alabama	01/16/21	* 2	0	0	000		0	0	.000	0	0	.000	0	0	0	6.0	0	0	0	0	0	0	0	7.5					
AUBURN	01/20/21	* 9	1	3	333		0	1	.000	0	0	.000	0	3	3	5.8	0	0	0	0	0	0	2	7.1					
at Vanderbilt	01/23/21	* 18	2	3	667		1	2	.500	0	0	.000	0	3	3	5.6	0	0	0	1	1	0	5	7.0					
OLE MISS	01/27/21	* 29	4	8	500		0	2	.000	0	0	.000	2	5	7	5.7	3	0	1	1	5	0	8	7.1					
at Oklahoma State	01/30/21	* 26	4	9	444		1	4	.250	0	0	.000	1	3	4	5.6	1	0	0	3	5	1	9	7.2					
MISSISSIPPI STATE	02/02/21	* 29	6	11	545		1	4	.250	0	0	.000	3	5	8	5.7	4	0	2	3	3	2	13	7.5					
at Kentucky	02/09/21	* 17	4	7	571		2	4	.500	2	2	1.000	0	4	4	5.7	2	0	0	2	0	2	0	12	7.7				
at Missouri	02/13/21	* 25	5	7	714		2	4	.500	0	0	.000	1	3	4	5.6	3	0	2	3	2	0	12	7.9					
FLORIDA	02/16/21	* 17	3	7	429		1	2	.500	1	2	.500	2	1	3	5.5	3	0	0	1	2	1	8	7.9					
ALABAMA	02/24/21	* 10	1	3	333		0	1	.000	0	0	.000	0	1	1	5.3	1	0	0	1	1	0	2	7.7					
LSU	02/27/21	* 6	0	0	000		0	0	.000	0	0	.000	0	1	1	5.1	0	0	0	0	1	0	0	7.3					
at South Carolina	03/02/21	* 20	1	5	200		1	3	.333	0	0	.000	0	6	6	5.1	1	0	1	1	4	0	3	7.2					
TEXAS A&M	03/06/21	* 12	2	3	667		1	2	.500	0	0	.000	0	2	2	5.0	0	0	0	1	0	1	5	7.1					
vs Missouri	03/12/21	* 8	0	0	000		0	0	.000	0	0	.000	0	1	1	4.9	1	0	0	1	0	0	0	6.8					
vs LSU	03/13/21	* 5	0	3	000		0	2	.000	0	0	.000	0	0	0	4.7	0	0	0	0	1	0	0	6.6					
vs Colgate	03/19/21	* 4	0	1	000		0	0	.000	0	0	.000	0	0	0	4.5	0	0	0	0	0	0	0	6.3					
vs Texas Tech	03/21/21	DNP																											
vs Oral Roberts	03/27/21	DNP																											
vs Baylor	03/29/21	DNP																											
Totals			27	483		70	155	.452		24	74	.324		20	21	.952		27	104	131	4.5	37	0	14	21	51	13	184	6.3

CONNOR VANOVER CAREER STATISTICS

Year	GP	GS	Min	Avg	FG	FGA	Pct	3FG	3FGA	Pct	FT	FTA	Pct	Off	Def	Tot	Avg	PF	FO	Ast	TO	Blk	Stl	Pts	Avg
2018-19 (CAL)	28	15	491	17.5	83	177	.469	27	76	.355	16	24	.667	21	62	83	3.0	38	2	5	18	35	7	209	7.5
2019-20 - REDSHIRTED																									
2020-21 (ARK)	29	27	483	16.7	70	155	.452	24	74	.324	20	21	.952	27	104	131	4.5	37	0	14	21	51	13	184	



ETHAN HENDERSON

Jr. | F | 6-8 | 210

Little Rock, Ark. | Parkview Magnet HS

24

@kvng44

@kvng44

- Has been productive in his limited playing time.
- On a per 40-minute basis, averages 7.6 points, 8.4 rebounds and 4.4 blocked shots.
- **Of his 10 field goals made, seven are dunks ... For his career: 27 FG made with 16 dunks**
- **Had 12 blocked shots for the season — 5 in two games versus Alabama (3 on the road and 2 at home) and five in two games at the SEC Tournament (2 vs Mizzou and 3 vs LSU)**

- Born: Feb. 14, 2000 in Little Rock
- His ultimate pick-up game would be his team (with Kobe, LeBron, Shaq & Kyrie) vs. Stephen, Magic, Stockton, The Admiral & Kareem.
- If he could play with any former Razorback it would be Scottie Thurman.

Led the Razorbacks in Rebs:2
Double-figure Pts:1

2020-21 HIGHLIGHTS:

- Had a productive 15:31 minutes played at Alabama with four rebounds and a season-high three blocked shots.
- Also played well in the win over Alabama ... Had two points, two rebounds, an assist and two blocked shots in 7:33.
- Provided a spark in the first half in the SEC quarterfinal win over Missouri ... Played strong defense, making two shots (both dunks) with two blocked shots.
- Rewarded by **playing a season-high 26:24** in the SEC semifinals versus LSU ... Was 2-of-4 shooting (both dunks) with a **season-high seven rebounds** and three blocked shots.

ETHAN HENDERSON 2020-21 GAME STATS

Opponent	Date	GS	Min	FG	FGA	Pct	3FG	3A	Pct	FT	FTA	Pct	O	D	Tot	Avg	PF	FO	A	TO	Blk	Stl	Pts	Avg
MISSISSIPPI VALLEY	11/25/20	7	1	1	1.000	0	0	.000		0	0	.000	2	1	3	3.0	1	0	0	0	1	0	2	2.0
NORTH TEXAS	1/28/20	DNP																						
UT ARLINGTON	12/02/20	DNP																						
LIPSCOMB	12/05/20	14	2	3	.667	0	0	.000		0	0	.000	1	3	4	3.5	1	0	0	0	1	0	4	3.0
SOUTHERN U.	12/09/20	5	0	0	.000	0	0	.000		0	0	.000	1	1	2	3.0	0	0	0	0	0	0	0	2.0
CENTRAL ARKANSAS	12/12/20	DNP																						
ORAL ROBERTS	12/20/20	DNP																						
ABILENE CHRISTIAN	12/22/20	DNP																						
at Auburn	12/30/20	1	0	0	.000	0	0	.000		0	0	.000	0	0	0	2.3	1	0	0	0	0	0	0	1.5
MISSOURI	01/02/21	3	0	0	.000	0	0	.000		1	2	.500	0	0	0	1.8	0	0	0	0	0	0	1	1.4
at Tennessee	01/06/21	3	0	0	.000	0	0	.000		0	0	.000	0	0	0	1.5	0	0	1	0	0	0	0	1.2
GEORGIA	01/09/21	2	1	1	1.000	0	0	.000		0	0	.000	1	0	1	1.4	0	0	0	0	0	0	2	1.3
at LSU	01/13/21	3	0	0	.000	0	0	.000		0	0	.000	0	0	0	1.3	1	0	0	0	0	0	0	1.1
at Alabama	01/16/21	15	1	2	.500	0	0	.000		0	0	.000	2	2	4	1.6	1	0	0	1	3	0	2	1.2
AUBURN	01/20/21	2	0	0	.000	0	0	.000		0	0	.000	0	0	0	1.4	1	0	0	0	0	0	0	1.1
at Vanderbilt	01/23/21	DNP																						
OLE MISS	01/27/21	DNP																						
at Oklahoma State	01/30/21	DNP																						
MISSISSIPPI STATE	02/02/21	0	0	0	.000	0	0	.000		0	0	.000	0	0	0	1.3	0	0	0	0	0	0	0	1.0
at Kentucky	02/09/21	DNP																						
at Missouri	02/13/21	DNP																						
FLORIDA	02/16/21	DNP																						
ALABAMA	02/24/21	8	1	1	1.000	0	0	.000		0	2	.000	1	1	2	1.3	0	0	1	0	2	0	2	1.1
LSU	02/27/21	DNP																						
at South Carolina	03/02/21	6	0	0	.000	0	0	.000		0	0	.000	0	0	0	1.2	2	0	0	0	0	0	0	1.0
TEXAS A&M	03/06/21	DNP																						
vs Missouri	03/12/21	9	2	2	1.000	0	0	.000		0	0	.000	0	0	0	1.1	3	0	0	0	2	0	4	1.2
vs LSU	03/13/21	26	2	4	.500	0	0	.000		0	0	.000	4	3	7	1.5	2	0	1	1	3	0	4	1.4
vs Colgate	03/19/21	DNP																						
vs Texas Tech	03/21/21	DNP																						
vs Oral Roberts	03/27/21	2	0	0	.000	0	0	.000		0	0	.000	0	0	0	1.4	0	0	0	0	0	0	0	1.2
vs Baylor	03/29/21	2	0	0	.000	0	0	.000		0	0	.000	0	0	0	1.3	0	0	0	0	0	0	0	1.2
Totals		0	110	10	14	.714	0	0	.000	1	4	.250	12	11	23	1.3	13	0	2	3	12	0	21	1.2

PERSONAL BESTS

POINTS
Season: 4 (3x) last vs LSU (03/13/21)
Career: 10 vs LSU (03/04/20)
SEC: 10 vs LSU (03/04/20)

FG MADE
Season: 2 (3x) last vs LSU (03/13/21)
Career: 3 (3x) last vs LSU (03/04/20)
SEC: 3 (2x) last vs LSU (03/04/20)

FG ATTEMPTED
Season: 4 vs LSU (03/13/21)
Career: 6 at Providence (03/19/19)
SEC: 4 at Florida (02/18/20)

3-POINT FG MADE
Career: ---

3-PT FG ATTEMPTS
Career: ---

FT MADE
Season: 1 vs Missouri (01/02/21)
Career: 4 vs LSU (03/04/20)
SEC: 4 vs LSU (03/04/20)

FT ATTEMPTED
Season: 3 vs Missouri (01/02/21)
Career: 9 vs LSU (03/04/20)
SEC: 9 vs LSU (03/04/20)

REBOUNDS
Season: 7 vs LSU (03/13/21)
Career: 9 vs Tennessee (02/26/20)
SEC: 9 vs Tennessee (02/26/20)

ASSISTS
Season: 1 (2x) last vs LSU (03/13/21)
Career: 2 at Texas A&M (03/07/20)
SEC: 2 at Texas A&M (03/07/20)

STEALS
Season: -
Career: 2 at Tennessee (01/15/19)
SEC: 2 at Tennessee (01/15/19)

BLOCKED SHOTS
Season: 3 (2x) last vs LSU (03/13/21)
Career: 4 at Texas A&M (03/07/20)
SEC: 4 at Texas A&M (03/07/20)

MINUTES
Season: 26:24 vs LSU (03/13/21)
Career: 29:53 vs Tennessee (02/26/20)
SEC: 29:53 vs Tennessee (02/26/20)

ETHAN HENDERSON CAREER STATISTICS

Year	GP	GS	Min	Avg	FG	FGA	Pct	3FG	3FGA	Pct	FT	FTA	Pct	Off	Def	Tot	Avg	PF	FO	Ast	TO	Blk	Stl	Pts	Avg
2018-19	12	0	51	4.3	5	10	.500	0	0	.000	1	3	.333	3	9	12	1.0	6	0	1	3	2	3	11	0.9
2019-20	20	6	184	9.2	12	21	.571	0	0	.000	7	17	.412	16	30	46	2.3	32	1	4	2	16	4	31	1.6
2020-21	18	0	110	6.1	10	14	.714	0	0	.000	1	4	.250	12	11	23	1.3	13	0	2	3	12	0	21	1.2
TOTAL	50	6	345	6.9	27	45	.600	0	0	.000	9	24	.375	31	50	81	1.6	51	1	7	8	30	7	63	1.3

ARKANSAS RAZORBACKS

2020-21 SEASON RESULTS & LEADERS

RECORD:	OVERALL	HOME	AWAY	NEUTRAL
ALL GAMES	25-7	16-1	5-4	4-2
CONFERENCE	13-4	8-1	5-3	0-0
NON-CONFERENCE	12-3	8-0	0-1	4-2

DATE	TIME (CT)	R A N K	OPPONENT	TV	RESULT	ATTEND	RECORD	(SEC)	HIGH POINTS	HIGH REBOUNDS
11/25/20	6:30 pm	- -	MISSISSIPPI VALLEY	SEC Network Plus	W 142-62	# 4400	1-0	--	(23)Connor Vanover	(10)Jaylin Williams
11/28/20	6:30 pm	- -	NORTH TEXAS	SEC Network Plus	W 69-54	# 4400	2-0	--	(18)Justin Smith	(16)Connor Vanover
12/02/20	8:00 pm	- -	UT ARLINGTON	SEC Network	W 72-60	# 4400	3-0	--	(24)Moses Moody (9)Justin Smith	(9)Moses Moody
12/05/20	4:00 pm	- -	LIPSCOMB	SEC Network	W 86-50	4266	4-0	--	(18)Moses Moody	(9)Connor Vanover
12/09/20	7:00 pm +	- -	SOUTHERN U.	SEC Network Plus	W 79-44	3256	5-0	--	(14)Davonte Davis	(9)Connor Vanover
12/12/20	7:00 pm	- -	CENTRAL ARKANSAS	SEC Network Alt.	W 100-75	4189	6-0	--	(22)JD Notae	(10)Connor Vanover
12/20/20	1:00 pm	- -	ORAL ROBERTS	SEC Network	W 87-76	4201	7-0	--	(22)Justin Smith	(17)Justin Smith
12/22/20	4:00 pm	- -	ABILENE CHRISTIAN	SEC Network	W 85-72	4110	8-0	--	(21)Moses Moody	(10)Justin Smith
12/30/20	6:00 pm *	- -	at Auburn	ESPN2	W 97-85	1824	9-0	1-0	(23)Desi Sills	(6)Desi Sills (6)Moses Moody
01/02/21	11:00 am *	- -	12/12 MISSOURI	CBS	68-81 L	# 4400	9-1	1-1	(19)JD Notae	(10)Moses Moody
01/06/21	7:00 pm *	- -	9/8 at Tennessee	ESPN2	74-79 L	4191	9-2	1-2	(19)JD Notae	(9)Vance Jackson Jr.
01/09/21	2:30 pm *	- -	GEORGIA	SEC Network	W 99-69	# 4400	10-2	2-2	(25)Moses Moody	(9)Jaylin Williams
01/13/21	6:00 pm *	- -	at LSU	ESPN2	76-92 L	2540	10-3	2-3	(22)JD Notae	(10)Jaylin Williams
01/16/21	2:30 pm *	- -	-/24 at Alabama	SEC Network	59-90 L	2055	10-4	2-4	(28)Moses Moody	(9)Moses Moody
01/20/21	8:00 pm *	- -	AUBURN	SEC Network	W 75-73	# 4400	11-4	3-4	(22)Desi Sills	(7)Jaylin Williams
01/23/21	12:00 pm *	- -	at Vanderbilt	SEC Network	W 92-71	83	12-4	4-4	(26)Moses Moody	(8)Moses Moody
01/27/21	7:30 pm *	- -	OLE MISS	SEC Network	W 74-59	# 4400	13-4	5-4	(19)JD Notae	(7)Connor Vanover
01/30/21	3:00 pm %	- -	at Oklahoma State	ESPN2	77-81 L	3350	13-5	--	(18)Justin Smith	(7)Justin Smith
02/02/21	8:00 pm *	- -	MISSISSIPPI STATE	SEC Network	W 61-45	# 4400	14-5	6-4	(13)Moses Moody (13)Connor Vanover	(10)Justin Smith
02/09/21	7:00 pm *	- -	at Kentucky	ESPN	W 81-80	3075	15-5	7-4	(15)Jalen Tate	(7)Moses Moody (7)Jaylin Williams
02/13/21	3:00 pm *	- -	10/10 at Missouri	ESPN2	(OT) W 86-81	3111	16.5	8-4	(19)Justin Smith	(6)Justin Smith
02/16/21	6:00 pm *	24/-	FLORIDA	ESPN2	W 75-64	# 4400	17-5	9-4	(18)Davonte Davis	(10)Jaylin Williams
02/24/21	8:00 pm *	20/20	6/7 ALABAMA	ESPN2	W 81-66	# 4400	18-5	10-4	(24)Moses Moody	(12)Justin Smith
02/27/21	1:00 pm *	20/20	LSU	ESPN2	W 83-75	# 4400	19-5	11-4	(19)Justin Smith	(10)Justin Smith
03/02/21	6:30 pm *	12/13	at South Carolina	SEC Network	W 101-73	3193	20-5	12-4	(28)Moses Moody	(8)Justin Smith (8)Davonte Davis
03/06/21	4:00 pm *	12/13	TEXAS A&M	SEC Network	W 87-80	# 4400	21-5	13-4	(28)Moses Moody	(7)Jalen Tate
03/12/21	6:00 pm ^	8/8	vs (#7 seed) Missouri	SEC Network	W 70-64	2155	22-5	--	(27)JD Notae	(8)Justin Smith (8)Moses Moody
03/13/21	2:00 pm ^	8/8	vs (#2 seed) LSU	ESPN	71-78 L	3164	22-6	--	(28)Moses Moody	(9)Moses Moody
03/19/21	12:45 pm +1	10/10	vs (#14 seed) Colgate	truTV	W 85-68	2199	23-6	--	(27)Justin Smith	(12)Justin Smith
03/21/21	6:10 pm +2	10/10	21/21 vs (#6 seed) Texas Tech	TNT	W 68-66	1053	24-6	--	(20)Justin Smith	(10)Jaylin Williams
03/27/21	7:25 pm +1	10/10	vs (#15 seed) Oral Roberts	TBS	W 72-70	3630	25-6	--	(22)Jalen Tate	(14)Justin Smith
03/29/21	9:57 pm +3	10/10	3/3 vs (#1 seed) Baylor		72-81 L	7519	25-7	--	(14)JD Notae (14)Davonte Davis	(6)Justin Smith (6)Davonte Davis (6)Desi Sills

Home Games in CAPS | * - Southeastern Conference game | % - Big 12/SEC Challenge | ^ - SEC Tournament (Nashville, Tenn. - Bridgestone Arena)
 + = NCAA Championship (1-Bankers Life Fieldhouse • 2-Hinkle Fieldhouse • 3-Lucas Oil Stadium Unity Court)
 + - game was added after Tulsa game (Dec. 10) was canceled due to Tulsa's COVID-19 protocols
 # - sellout due COVID-19 protocols, arena has limited capacity requirements

ATTENDANCE SUMMARY	GAMES	TOTALS	AVG/GAME
HOME	17	72822	4284
AWAY	9	23422	2602
NEUTRAL	6	19720	3287
TOTAL	32	115964	3624

FALL ACADEMIC HONORS

<p>AD's Honor Roll (3.50-3.99)</p> <p>Justin Smith Moses Moody</p>	<p>Departmental Honor Roll (3.00-3.49)</p> <p>Brandon Kimble Davonte Davis Desi Sills</p> <p>Emeka Obukwelu Jaylin Williams Khalen Robinson</p>
-------------------------------------------------------------------------------	------------------------------------------------------------------------------------------------------------------------------------------------------------------------

ARKANSAS RAZORBACKS

2020-21 COMBINED REPORT

RECORD:	OVERALL	HOME	AWAY	NEUTRAL
ALL GAMES	25-7	16-1	5-4	4-2
CONFERENCE	13-4	8-1	5-3	0-0
NON-CONFERENCE	12-3	8-0	0-1	4-2

#	Player	GP	GS	Min	Avg	• TOTAL •			• 3-PTS •			• REBOUNDS •				PF	FO	A	TO	Blk	Stl	Pts	Avg				
						FG	FGA	Pct	3FG	FGA	Pct	FT	FTA	Pct	Off									Def	Tot	Avg	
5	Moses Moody	32	32	1082	33.8	165	386	.427	58	162	.358	151	186	.812	64	120	184	5.8	74	0	51	52	21	33	539	16.8	
0	Justin Smith	28	28	895	32.0	159	292	.545	5	23	.217	58	92	.630	92	111	203	7.3	62	1	49	51	18	34	381	13.6	
1	JD Notae	32	1	719	22.5	131	343	.382	56	167	.335	92	121	.760	16	84	100	3.1	47	2	61	66	11	46	410	12.8	
11	Jalen Tate	32	32	947	29.6	132	272	.485	26	76	.342	62	87	.713	35	88	123	3.8	97	4	123	84	13	34	352	11.0	
4	Davonte Davis	30	17	716	23.9	109	229	.476	2	13	.154	34	45	.756	36	98	134	4.5	70	0	64	48	5	35	254	8.5	
3	Desi Sills	32	15	664	20.8	83	193	.430	27	85	.318	46	68	.676	19	68	87	2.7	52	1	51	34	6	33	239	7.5	
23	Connor Vanover	29	27	483	16.7	70	155	.452	24	74	.324	20	21	.952	27	104	131	4.5	37	0	14	21	51	13	184	6.3	
2	Vance Jackson Jr.	26	3	300	11.5	34	95	.358	23	65	.354	8	14	.571	10	43	53	2.0	22	0	18	13	2	8	99	3.8	
10	Jaylin Williams	26	5	400	15.4	33	69	.478	7	23	.304	23	31	.742	29	92	121	4.7	50	1	21	24	18	12	96	3.7	
12	Khalen Robinson	11	0	92	8.4	9	21	.429	5	12	.417	6	8	.750	0	10	10	0.9	16	1	11	6	1	3	29	2.6	
24	Ethan Henderson	18	0	110	6.1	10	14	.714	0	0	.000	1	4	.250	12	11	23	1.3	13	0	2	3	12	0	21	1.2	
13	Emeka Obukwelu	5	0	8	1.6	0	1	.000	0	1	.000	0	0	.000	0	1	1	0.2	0	0	1	0	0	0	0	0.0	
33	Bryson Morehead	3	0	2	0.7	0	1	.000	0	1	.000	0	0	.000	0	0	0	0.0	0	0	0	0	0	0	0	0.0	
22	Abayomi Iyiola	1	0	2	2.0	0	0	.000	0	0	.000	0	0	.000	0	1	1	1.0	0	0	0	0	0	0	0	0.0	
14	Brandon Kimble	4	0	5	1.3	0	0	.000	0	0	.000	0	0	.000	0	1	1	0.3	0	0	0	1	0	0	0	0.0	
TEAM.....																											
The Razorbacks....						32	935	2071	.451	233	702	.332	501	677	.740	382	889	1271	39.7	540	10	466	412	158	251	2604	81.4
Opponents.....						32	813	1956	.416	248	737	.337	390	568	.687	320	824	1144	35.8	607	17	393	483	116	209	2264	70.8

Team Statistics

	ARK	OPP
SCORING	2604	2264
Points per game	81.4	70.8
Scoring margin	+10.6	-
FIELD GOALS-ATT	935-2071	813-1956
Field goal pct	.451	.416
3 POINT FG-ATT	233-702	248-737
3-point FG pct	.332	.337
3-pt FG made per game	7.3	7.8
FREE THROWS-ATT	501-677	390-568
Free throw pct	.740	.687
F-Throws made per game	15.7	12.2
REBOUNDS	1271	1144
Rebounds per game	39.7	35.8
Rebounding margin	+4.0	-
ASSISTS	466	393
Assists per game	14.6	12.3
TURNOVERS	412	483
Turnovers per game	12.9	15.1
Turnover margin	+2.2	-
Assist/turnover ratio	1.1	0.8
STEALS	251	209
Steals per game	7.8	6.5
BLOCKS	158	116
Blocks per game	4.9	3.6
ATTENDANCE	72822	43142
Home games-Avg/Game	17-4284	9-2602
Neutral site-Avg/Game	-	6-3287

SCORE BY PERIODS:	1st	2nd	OT	Total
Arkansas	1203	1388	13	2604
Opponents	1106	1150	8	2264

Date	Ark. Rank	Opponent	Result	Score	Attend
11/25/20		MISSISSIPPI VALLEY	W	142-62	# 4400
11/28/20		NORTH TEXAS	W	69-54	# 4400
12/02/20		UT ARLINGTON	W	72-60	# 4400
12/05/20		LIPSCOMB	W	86-50	4266
12/09/20		SOUTHERN U.	W	79-44	3256
12/12/20		CENTRAL ARKANSAS	W	100-75	4189
12/20/20		ORAL ROBERTS	W	87-76	4201
12/22/20		ABILENE CHRISTIAN	W	85-72	4110
* 12/30/20		at Auburn	W	97-85	1824
* 01/02/21		#12 MISSOURI	L	68-81	# 4400
* 01/06/21		at #9 Tennessee	L	74-79	4191
* 01/09/21		GEORGIA	W	99-69	# 4400
* 01/13/21		at LSU	L	76-92	2540
* 01/16/21		at #24 Alabama	L	59-90	2055
* 01/20/21		AUBURN	W	75-73	# 4400
* 01/23/21		at Vanderbilt	W	92-71	83
* 01/27/21		OLE MISS	W	74-59	# 4400
% 01/30/21		at Oklahoma State	L	77-81	3350
* 02/02/21		MISSISSIPPI STATE	W	61-45	# 4400
* 02/09/21		at Kentucky	W	81-80	3075
* 02/13/21		at #10 Missouri	WOT	86-81	3111
* 02/16/21	24/--	FLORIDA	W	75-64	# 4400
* 02/24/21	20/20	#6 ALABAMA	W	81-66	# 4400
* 02/27/21	20/20	LSU	W	83-75	# 4400
* 03/02/21	12/13	at South Carolina	W	101-73	3193
* 03/06/21	12/13	TEXAS A&M	W	87-80	4400
^ 03/12/21	8/8	vs Missouri	W	70-64	2155
^ 03/13/21	8/8	vs LSU	L	71-78	3164
+ 03/19/21	10/10	vs Colgate-1	W	85-68	2199
+ 03/21/21	10/10	#21 vs Texas Tech-2	W	68-66	1053
+ 03/27/21	10/10	vs Oral Roberts-1	W	72-70	3630
+ 03/29/21	10/10	#3 vs Baylor-3	L	72-81	7519

* = SEC game % = SEC/Big 12 Challenge
 ^ = SEC Tournament (Nashville, Tenn.)
 + = NCAA Tournament (Indianapolis: 1-Bankers Life FH • 2-Hinkle FH • Lucas Oil "Unity")
 # - Sellout

ARKANSAS RAZORBACKS

2020-21 GAME HIGHS IN...

Opponent	DATE	SCORE	RESULT	POINTS	REBOUNDS	ASSISTS	STEALS	BLOCKED SHOTS
MISSISSIPPI VALLEY	11/25/20	142-62	W	23-Connor Vanover	10-Jaylin Williams	7-JD Notae	3-Desi Sills Moses Moody Justin Smith	3-Connor Vanover
NORTH TEXAS	11/28/20	69-54	W	18-Justin Smith	16-Connor Vanover	3-JD Notae	3-Justin Smith Moses Moody	6-Connor Vanover
UT ARLINGTON	12/02/20	72-60	W	24-Moses Moody	9-Justin Smith Moses Moody	4-Jalen Tate	4-Desi Sills	2-Connor Vanover
LIPSCOMB	12/05/20	86-50	W	18-Moses Moody	9-Connor Vanover	4-Khalen Robinson	1-Connor Vanover Khalen Robinson Moses Moody Davonte Davis	4-Connor Vanover
SOUTHERN U.	12/09/20	79-44	W	14-Davonte Davis	9-Connor Vanover	5-Desi Sills	3-Connor Vanover	3-Connor Vanover
CENTRAL ARKANSAS	12/12/20	100-75	W	22-JD Notae	10-Connor Vanover	11-Jalen Tate	3-JD Notae Desi Sills	2-Justin Smith Connor Vanover
ORAL ROBERTS	12/20/20	87-76	W	22-Justin Smith	17-Justin Smith	4-Jalen Tate	2-Justin Smith	3-JD Notae
ABILENE CHRISTIAN	12/22/20	85-72	W	21-Moses Moody	10-Justin Smith	5-Jalen Tate	2-Desi Sills	2-Vance Jackson Jr. Moses Moody
at Auburn	12/30/20	97-85	W	23-Desi Sills	6-Moses Moody Desi Sills	4-Jalen Tate	4-JD Notae	2-JD Notae
MISSOURI	01/02/21	68-81	L	19-JD Notae	10-Moses Moody	2-Desi Sills Connor Vanover	3-Davonte Davis Desi Sills	2-Jaylin Williams Connor Vanover
at Tennessee	01/06/21	74-79	L	19-JD Notae	9-Vance Jackson Jr.	6-Jalen Tate	1-Jalen Tate Davonte Davis	1-Connor Vanover Jaylin Williams
GEORGIA	01/09/21	99-69	W	25-Moses Moody	9-Jaylin Williams	10-Jalen Tate	2-Davonte Davis Jalen Tate	1-Jaylin Williams
at LSU	01/13/21	76-92	L	22-JD Notae	10-Jaylin Williams	2-Davonte Davis Moses Moody	3-JD Notae	1-Davonte Davis Jaylin Williams
at Alabama	01/16/21	59-90	L	28-Moses Moody	9-Moses Moody	3-Jalen Tate	3-Vance Jackson Jr.	3-Ethan Henderson
AUBURN	01/20/21	75-73	W	22-Desi Sills	7-Jaylin Williams	5-Jalen Tate	4-Jalen Tate	2-Jaylin Williams
at Vanderbilt	01/23/21	92-71	W	26-Moses Moody	8-Moses Moody	8-Jalen Tate	4-Jalen Tate	1-Davonte Davis Connor Vanover Justin Smith Moses Moody Jalen Tate
OLE MISS	01/27/21	74-59	W	19-JD Notae	7-Connor Vanover	3-Jalen Tate	2-Davonte Davis Jalen Tate	5-Connor Vanover
at Oklahoma State	01/30/21	77-81	L	18-Justin Smith	7-Justin Smith	4-Justin Smith	3-Davonte Davis	5-Connor Vanover
MISSISSIPPI STATE	02/02/21	61-45	W	13-Connor Vanover Moses Moody	10-Justin Smith	5-Jalen Tate	3-Jalen Tate	3-Connor Vanover
at Kentucky	02/09/21	81-80	W	15-Jalen Tate	7-Jaylin Williams Moses Moody	3-Davonte Davis Justin Smith Jalen Tate	2-Davonte Davis Justin Smith	2-Connor Vanover
at Missouri	02/13/21	86-81	WOT	19-Justin Smith	6-Justin Smith	4-Jalen Tate	2-Moses Moody Justin Smith	2-Moses Moody Connor Vanover
FLORIDA	02/16/21	75-64	W	18-Davonte Davis	10-Jaylin Williams	4-Justin Smith	5-Justin Smith	2-Connor Vanover Justin Smith
ALABAMA	02/24/21	81-66	W	24-Moses Moody	12-Justin Smith	4-Jalen Tate Moses Moody	2-JD Notae	4-Jalen Tate
LSU	02/27/21	83-75	W	19-Justin Smith	10-Justin Smith	6-Davonte Davis	2-JD Notae Jaylin Williams	4-Jaylin Williams
at South Carolina	03/02/21	101-73	W	28-Moses Moody	8-Justin Smith Davonte Davis	5-JD Notae	5-JD Notae	4-Connor Vanover
TEXAS A&M	03/06/21	87-80	W	28-Moses Moody	7-Jalen Tate	5-Davonte Davis	3-JD Notae	1-Moses Moody Justin Smith
vs Missouri	03/12/21	70-64	W	27-JD Notae	8-Moses Moody Justin Smith	4-JD Notae Davonte Davis	2-Justin Smith	2-Ethan Henderson
vs LSU	03/13/21	71-78	L	28-Moses Moody	9-Moses Moody	5-Davonte Davis	4-Davonte Davis	3-Ethan Henderson
vs Colgate	03/19/21	85-68	W	27-Justin Smith	12-Justin Smith	4-Jalen Tate	5-Justin Smith	2-Davonte Davis Justin Smith
vs Texas Tech	03/21/21	68-66	W	20-Justin Smith	10-Jaylin Williams	4-Jaylin Williams	None	1-Justin Smith
vs Oral Roberts	03/27/21	72-70	W	22-Jalen Tate	14-Justin Smith	6-Jalen Tate	2-Desi Sills JD Notae	3-Moses Moody
vs Baylor	03/29/21	72-81	L	14-Davonte Davis JD Notae	6-Desi Sills Davonte Davis Justin Smith	4-Desi Sills	2-Justin Smith	1-Jaylin Williams JD Notae Jalen Tate Moses Moody Justin Smith

LED TEAM IN POINTS (including ties)	
Moody	11
Smith	7
Notae	7
Davis	3
Sills	2
Vanover	2
Tate	2

LED TEAM IN REBS (including ties)	
Smith	13
Moody	8
Williams	7
Vanover	5
Sills	2
Davis	2
Tate	1
Jackson	1

LED TEAM IN ASSISTS (including ties)	
Tate	17
Davis	6
Notae	4
Smith	3
Sills	3
Moody	2
Williams	1
Vanover	1
Robinson	1

LED TEAM IN STEALS (including ties)	
Davis	8
Notae	8
Smith	7
Sills	7
Tate	6
Moody	4
Vanover	2
Smith	2
Williams	1
Jackson	1
Robinson	1

LED TEAM IN BLKS (including ties)	
Vanover	16
Williams	7
Smith	7
Moody	6
Henderson	3
Davis	3
Notae	3
Tate	3
Jackson	1

ARKANSAS RAZORBACKS

2020-21 SEASON STATISTICS • ALL GAMES

RECORD:	OVERALL	HOME	AWAY	NEUTRAL
ALL GAMES	25-7	16-1	5-4	4-2
CONFERENCE	13-4	8-1	5-3	0-0
NON-CONFERENCE	12-3	8-0	0-1	4-2

#	Player	GP	GS	Min	Avg	• TOTAL •			• 3-PTS •			• REBOUNDS •				PF	FO	A	TO	Blk	St	Pts	Avg			
						FG	FGA	Pct	3FG	3FGA	Pct	FT	FTA	Pct	Off									Def	Tot	Avg
5	Moses Moody	32	32	1082	33.8	165	386	.427	58	162	.358	151	186	.812	64	120	184	5.8	74	0	51	52	21	33	539	16.8
0	Justin Smith	28	28	895	32.0	159	292	.545	5	23	.217	58	92	.630	92	111	203	7.3	62	1	49	51	18	34	381	13.6
1	JD Notae	32	1	719	22.5	131	343	.382	56	167	.335	92	121	.760	16	84	100	3.1	47	2	61	66	11	46	410	12.8
11	Jalen Tate	32	32	947	29.6	132	272	.485	26	76	.342	62	87	.713	35	88	123	3.8	97	4	123	84	13	34	352	11.0
4	Davonte Davis	30	17	716	23.9	109	229	.476	2	13	.154	34	45	.756	36	98	134	4.5	70	0	64	48	5	35	254	8.5
3	Desi Sills	32	15	664	20.8	83	193	.430	27	85	.318	46	68	.676	19	68	87	2.7	52	1	51	34	6	33	239	7.5
23	Connor Vanover	29	27	483	16.7	70	155	.452	24	74	.324	20	21	.952	27	104	131	4.5	37	0	14	21	51	13	184	6.3
2	Vance Jackson Jr.	26	3	300	11.5	34	95	.358	23	65	.354	8	14	.571	10	43	53	2.0	22	0	18	13	2	8	99	3.8
10	Jaylin Williams	26	5	400	15.4	33	69	.478	7	23	.304	23	31	.742	29	92	121	4.7	50	1	21	24	18	12	96	3.7
12	Khalen Robinson	11	0	92	8.4	9	21	.429	5	12	.417	6	8	.750	0	10	10	0.9	16	1	11	6	1	3	29	2.6
24	Ethan Henderson	18	0	110	6.1	10	14	.714	0	0	.000	1	4	.250	12	11	23	1.3	13	0	2	3	12	0	21	1.2
13	Emeka Obukwelu	5	0	8	1.6	0	1	.000	0	1	.000	0	0	.000	0	1	1	0.2	0	0	1	0	0	0	0	0.0
33	Bryson Morehead	3	0	2	0.7	0	1	.000	0	1	.000	0	0	.000	0	0	0	0.0	0	0	0	0	0	0	0	0.0
22	Abayomi Iyiola	1	0	2	2.0	0	0	.000	0	0	.000	0	0	.000	0	1	1	1.0	0	0	0	0	0	0	0	0.0
14	Brandon Kimble	4	0	5	1.3	0	0	.000	0	0	.000	0	0	.000	0	1	1	0.3	0	0	0	1	0	0	0	0.0
TEAM.....														42	57	99	3.1	0	9				0			
Arkansas.....		32				935	2071	.451	233	702	.332	501	677	.740	382	889	1271	39.7	540	10	466	412	158	251	2604	81.4
Opponents.....		32				813	1956	.416	248	737	.337	390	568	.687	320	824	1144	35.8	607	17	393	483	116	209	2264	70.8

SCORE BY PERIODS:	1st	2nd	OT	Total
Arkansas	1203	1388	13	2604
Opponents	1106	1150	8	2264

DEADBALL REBOUNDS:	OFF	DEF	TOTAL
Arkansas	88	26	114
Opponents	88	18	106

ARKANSAS RAZORBACKS

2020-21 STATISTICS • SEC GAMES ONLY



RECORD:	OVERALL	HOME	AWAY
SEC ONLY	13-4	8-1	5-3

#	Player	GP	GS	Min	Avg	• TOTAL •			• 3-PTS •			• REBOUNDS •				PF	FO	A	TO	Blk	St	Pts	Avg			
						FG	FGA	Pct	3FG	3FGA	Pct	FT	FTA	Pct	Off									Def	Tot	Avg
5	Moses Moody	17	17	592	34.8	88	218	.404	35	93	.376	91	107	.850	33	67	100	5.9	44	0	32	28	10	19	302	17.8
1	JD Notae	17	1	377	22.2	64	174	.368	26	75	.347	54	70	.771	7	44	51	3.0	19	0	27	34	5	28	208	12.2
0	Justin Smith	13	13	408	31.4	66	112	.589	3	9	.333	22	36	.611	32	51	83	6.4	25	0	25	18	6	14	157	12.1
11	Jalen Tate	17	17	524	30.8	77	149	.517	15	45	.333	32	47	.681	13	48	61	3.6	55	4	66	48	8	23	201	11.8
4	Davonte Davis	17	11	424	24.9	62	128	.484	1	7	.143	20	27	.741	19	55	74	4.4	41	0	39	30	3	21	145	8.5
3	Desi Sills	17	6	333	19.6	40	102	.392	14	44	.318	26	36	.722	9	27	36	2.1	30	1	18	18	3	11	120	7.1
23	Connor Vanover	17	16	278	16.4	40	91	.440	12	41	.293	14	15	.933	17	48	65	3.8	28	0	9	13	25	7	106	6.2
10	Jaylin Williams	15	2	266	17.7	23	44	.523	4	14	.286	18	23	.783	17	55	72	4.8	36	1	14	16	13	11	68	4.5
2	Vance Jackson Jr.	16	2	167	10.4	19	54	.352	14	36	.389	3	7	.429	4	25	29	1.8	12	0	9	7	0	6	55	3.4
24	Ethan Henderson	10	0	43	4.3	3	4	.750	0	0	.000	1	4	.250	4	3	7	0.7	6	0	1	2	5	0	7	0.7
33	Bryson Morehead	1	0	0	0.0	0	0	.000	0	0	.000	0	0	.000	0	0	0	0.0	0	0	0	0	0	0	0	0.0
14	Brandon Kimble	1	0	1	1.0	0	0	.000	0	0	.000	0	0	.000	0	0	0	0.0	0	0	0	0	0	0	0	0.0
13	Emeka Obukwelu	2	0	1	0.5	0	0	.000	0	0	.000	0	0	.000	0	0	0	0.0	0	0	0	0	0	0	0	0.0
22	Abayomi Iyiola	1	0	2	2.0	0	0	.000	0	0	.000	0	0	.000	0	1	1	1.0	0	0	0	0	0	0	0	0.0
12	Khalen Robinson	3	0	9	3.0	0	0	.000	0	0	.000	0	0	.000	0	2	2	0.7	4	0	1	1	0	0	0	0.0
TEAM.....														27	28	55	3.2	0	8				0			
Razorbacks.....		17				482	1076	.448	124	364	.341	281	372	.755	182	454	636	37.4	300	6	241	223	78	140	1369	80.5
Opponents.....		17				451	1040	.434	138	406	.340	223	329	.678	177	447	624	36.7	330	10	217	265	67	114	1263	74.3

SCORE BY PERIODS:	1st	2nd	OT	Total
Arkansas	616	740	13	1369
Opponents	610	645	8	1263

DEADBALL REBOUNDS:	OFF	DEF	TOTAL
Arkansas	48	13	61
Opponents	51	8	59

ARKANSAS RAZORBACKS

SEC TOURNAMENT ONLY



RECORD: OVERALL
SEC TOURNEY ONLY 1-1

#	Player	GP	GS	Min	Avg	• TOTAL •			• 3-PTS •			• REBOUNDS •				PF	FO	A	TO	Blk	St	Pts	Avg			
						FG	FGA	Pct	3FG	FGA	Pct	FT	FTA	Pct	Off									Def	Tot	Avg
0	Justin Smith	2	2	69	34.5	16	25	.640	0	1	.000	5	10	.500	7	8	15	7.5	7	1	5	10	2	2	37	18.5
1	JD Notae	2	0	58	29.0	13	30	.433	5	14	.357	5	6	.833	2	5	7	3.5	1	0	7	8	1	4	36	18.0
5	Moses Moody	2	2	78	39.0	10	22	.455	4	13	.308	9	13	.692	7	10	17	8.5	6	0	1	7	1	2	33	16.5
4	Davonte Davis	2	2	65	32.5	6	19	.316	0	1	.000	5	8	.625	2	12	14	7.0	6	0	9	3	0	5	17	8.5
24	Ethan Henderson	2	0	35	17.5	4	6	.667	0	0	.000	0	0	.000	4	3	7	3.5	5	0	1	1	5	0	8	4.0
11	Jalen Tate	2	2	47	23.5	2	9	.222	1	4	.250	2	4	.500	0	7	7	3.5	7	0	4	3	1	0	7	3.5
3	Desi Sills	2	0	31	15.5	1	6	.167	1	6	.167	0	0	.000	0	3	3	1.5	2	0	2	3	0	1	3	1.5
2	Vance Jackson Jr.	1	0	4	4.0	0	0	.000	0	0	.000	0	0	.000	0	0	0	0.0	1	0	0	0	0	0	0	0.0
23	Connor Vanover	2	2	13	6.5	0	3	.000	0	2	.000	0	0	.000	0	1	1	0.5	1	0	0	1	1	0	0	0.0
TEAM.....																										
The Hogs.....		2				52	120	.433	11	41	.268	26	41	.634	24	54	78	39.0	36	1	29	36	11	14	141	70.5
Opponents.....		2				50	118	.424	15	37	.405	27	36	.750	18	52	70	35.0	39	2	19	35	5	19	142	71.0

SCORE BY PERIODS:

	1st	2nd	Total
Arkansas	69	72	141
Opponents	73	69	142

DEADBALL REBOUNDS:

	OFF	DEF	TOTAL
Arkansas	7	2	9
Opponents	3	0	3

ARKANSAS RAZORBACKS

NCAA TOURNAMENT ONLY



RECORD: OVERALL
NCAA TOURNEY ONLY 3-1

#	Player	GP	GS	Min	Avg	• TOTAL •			• 3-PTS •			• REBOUNDS •				PF	FO	A	TO	Blk	St	Pts	Avg			
						FG	FGA	Pct	3FG	FGA	Pct	FT	FTA	Pct	Off									Def	Tot	Avg
0	Justin Smith	4	4	154	38.5	28	50	.560	0	0	.000	13	16	.813	19	19	38	9.5	11	0	7	5	4	8	69	17.3
11	Jalen Tate	4	4	143	35.8	20	46	.435	3	9	.333	19	22	.864	7	11	18	4.5	14	0	14	10	1	2	62	15.5
4	Davonte Davis	4	4	135	33.8	26	52	.500	0	3	.000	5	6	.833	7	19	26	6.5	10	0	8	9	2	3	57	14.3
5	Moses Moody	4	4	145	36.2	16	49	.327	3	17	.176	17	22	.773	5	13	18	4.5	11	0	2	7	4	2	52	13.0
1	JD Notae	4	0	81	20.3	12	35	.343	7	19	.368	8	12	.667	1	10	11	2.8	9	1	3	8	1	5	39	9.8
10	Jaylin Williams	4	3	58	14.5	5	13	.385	0	1	.000	1	2	.500	5	15	20	5.0	7	0	4	3	1	0	11	2.8
3	Desi Sills	4	0	74	18.5	3	11	.273	0	4	.000	1	4	.250	0	13	13	3.3	4	0	9	2	0	5	7	1.8
23	Connor Vanover	1	1	4	4.0	0	1	.000	0	0	.000	0	0	.000	0	0	0	0.0	0	0	0	0	0	0	0	0.0
24	Ethan Henderson	3	0	6	2.0	0	0	.000	0	0	.000	0	0	.000	0	0	0	0.0	0	0	0	0	0	0	0	0.0
TEAM.....																										
Muss Bus.....		4				110	257	.428	13	53	.245	64	84	.762	47	105	152	38.0	66	1	47	44	13	25	297	74.2
Opponents.....		4				101	240	.421	38	92	.413	45	65	.692	41	103	144	36.0	78	1	62	53	14	20	285	71.2

SCORE BY PERIODS:

	1st	2nd	Total
Arkansas	135	162	297
Opponents	145	140	285

DEADBALL REBOUNDS:

	OFF	DEF	TOTAL
Arkansas	12	2	14
Opponents	13	5	18

2020-21 RAZORBACK GAME-BY-GAME STATISTICS

Opponent	Date	Score	W/L	• TOTAL •			• 3-PTRS •			FT			• REBOUNDS •				PF	A	TO	Blk	Stl	Pts	Avg
				FG	FGA	Pct	3FG	FGA	Pct	FT	FTA	Pct	Off	Def	Tot	Avg							
MISSISSIPPI VALLEY	11/25/20	142-62	W	48	86	.558	20	40	.500	26	33	.788	20	38	58	58.0	12	26	7	4	11	142	142.0
NORTH TEXAS	11/28/20	69-54	W	23	55	.418	6	22	.273	17	26	.654	12	28	40	49.0	14	10	16	8	9	69	105.5
UT ARLINGTON	12/02/20	72-60	W	25	62	.403	7	21	.333	15	19	.789	17	26	43	47.0	16	12	11	4	8	72	94.3
LIPSCOMB	12/05/20	86-50	W	33	66	.500	11	34	.324	9	12	.750	10	44	54	48.8	21	17	12	7	4	86	92.2
SOUTHERN U.	12/09/20	79-44	W	30	67	.448	11	33	.333	8	17	.471	13	33	46	48.2	10	16	12	8	8	79	89.6
CENTRAL ARKANSAS	12/12/20	100-75	W	40	76	.526	12	30	.400	8	9	.889	7	28	35	46.0	15	26	8	8	10	100	91.3
ORAL ROBERTS	12/20/20	87-76	W	32	77	.416	4	24	.167	19	27	.704	24	34	58	47.7	18	14	15	7	8	87	90.7
ABILENE CHRISTIAN	12/22/20	85-72	W	26	59	.441	9	25	.360	24	30	.800	14	25	39	46.6	18	15	13	5	6	85	90.0
at Auburn	12/30/20	97-85	W	32	65	.492	9	28	.321	24	31	.774	13	21	34	45.2	16	13	10	4	13	97	90.8
MISSOURI	01/02/21	68-81	L	19	71	.268	7	28	.250	23	34	.676	16	20	36	44.3	26	7	9	5	13	68	88.5
at Tennessee	01/06/21	74-79	L	29	55	.527	8	20	.400	8	10	.800	6	31	37	43.6	22	12	20	2	2	74	87.2
GEORGIA	01/09/21	99-69	W	36	69	.522	12	21	.571	15	18	.833	11	29	40	43.3	18	24	14	1	7	99	88.2
at LSU	01/13/21	76-92	L	26	76	.342	8	31	.258	16	20	.800	17	22	39	43.0	20	8	15	2	10	76	87.2
at Alabama	01/16/21	59-90	L	21	63	.333	4	17	.235	13	18	.722	10	26	36	42.5	15	8	18	5	9	59	85.2
AUBURN	01/20/21	75-73	W	30	65	.462	4	15	.267	11	15	.733	13	23	36	42.1	20	16	16	5	8	75	84.5
at Vanderbilt	01/23/21	92-71	W	36	63	.571	8	19	.421	12	19	.632	11	28	39	41.9	15	22	11	5	9	92	85.0
OLE MISS	01/27/21	74-59	W	26	54	.481	7	17	.412	15	21	.714	11	26	37	41.6	16	12	12	6	6	74	84.4
at Oklahoma State	01/30/21	77-81	L	34	70	.486	5	15	.333	4	7	.571	12	20	32	41.1	14	13	15	5	8	77	83.9
MISSISSIPPI STATE	02/02/21	61-45	W	23	64	.359	2	17	.118	13	14	.929	15	30	45	41.3	15	13	17	6	10	61	82.7
at Kentucky	02/09/21	81-80	W	27	62	.435	9	24	.375	18	23	.783	5	28	33	40.8	19	12	6	3	8	81	82.7
at Missouri	02/13/21	86-81	Wot	29	62	.468	8	21	.381	20	23	.870	8	26	34	40.5	21	18	13	6	6	86	82.8
FLORIDA	02/16/21	75-64	W	28	63	.444	4	15	.267	15	19	.789	13	24	37	40.4	13	13	13	5	10	75	82.5
ALABAMA	02/24/21	81-66	W	25	54	.463	4	14	.286	27	43	.628	9	30	39	40.3	18	15	13	11	4	81	82.4
LSU	02/27/21	83-75	W	27	62	.435	6	20	.300	23	31	.742	9	36	45	40.5	15	17	10	6	7	83	82.4
at South Carolina	03/02/21	101-73	W	37	67	.552	15	33	.455	12	13	.923	5	34	39	40.4	18	17	15	4	10	101	83.2
TEXAS A&M	03/06/21	87-80	W	31	61	.508	9	24	.375	16	20	.800	10	20	30	40.0	13	14	11	2	8	87	83.3
vs Missouri	03/12/21	70-64	W	25	55	.455	5	15	.333	15	22	.682	8	28	36	39.9	20	13	20	5	5	70	82.8
vs LSU	03/13/21	71-78	L	27	65	.415	6	26	.231	11	19	.579	16	26	42	40.0	16	16	16	6	9	71	82.4
vs Colgate	03/19/21	85-68	W	29	64	.453	5	16	.313	22	29	.759	9	27	36	39.8	15	11	10	4	13	85	82.5
vs Texas Tech	03/21/21	68-66	W	26	62	.419	4	17	.235	12	17	.706	9	27	36	39.7	16	10	9	1	0	68	82.0
vs Oral Roberts	03/27/21	72-70	W	29	77	.377	1	9	.111	13	15	.867	18	28	46	39.9	17	13	10	3	7	72	81.7
vs Baylor	03/29/21	72-81	L	26	54	.481	3	11	.273	17	23	.739	11	23	34	39.7	18	13	15	5	5	72	81.4
Arkansas		2604		935	2071	.451	233	702	.332	501	677	.740	382	889	1271	39.7	540	466	412	158	251	2604	81.4
Opponents		2264		813	1956	.416	248	737	.337	390	568	.687	320	824	1144	35.8	607	393	483	116	209	2264	70.8

Games played: 32
Points/game: 81.4
FG Pct: 45.1
3FG Pct: 33.2
FT Pct: 74.0

Rebounds/game: 39.7
Assists/game: 14.6
Turnovers/game: 12.9
Assist/turnover ratio: 1.1
Steals/game: 7.8
Blocks/game: 4.9

2020-21 OPPONENT GAME-BY-GAME STATISTICS

Opponent	Date	Score	W/L	• TOTAL •			• 3-PTRS •			• FT •			• REBOUNDS •				PF	A	TO	Blk	Stl	Pts	Avg
				FG	FGA	Pct	3FG	FGA	Pct	FT	FTA	Pct	Off	Def	Tot	Avg							
MISSISSIPPI VALLEY	11/25/20	142-62	W	23	72	.319	13	39	.333	3	6	.500	11	22	33	33.0	26	12	21	6	3	62	62.0
NORTH TEXAS	11/28/20	69-54	W	21	58	.362	2	13	.154	10	13	.769	10	26	36	34.5	17	10	16	2	5	54	58.0
UT ARLINGTON	12/02/20	72-60	W	21	54	.389	7	19	.368	11	16	.688	10	20	30	33.0	18	7	13	3	7	60	58.7
LIPSCOMB	12/05/20	86-50	W	15	59	.254	5	21	.238	15	27	.556	8	24	32	32.8	11	9	7	0	7	50	56.5
SOUTHERN U.	12/09/20	79-44	W	18	63	.286	1	13	.077	7	10	.700	10	29	39	34.0	21	5	15	0	6	44	54.0
CENTRAL ARKANSAS	12/12/20	100-75	W	28	66	.424	9	26	.346	10	12	.833	8	29	37	34.5	12	14	14	1	5	75	57.5
ORAL ROBERTS	12/20/20	87-76	W	25	64	.391	8	29	.276	18	24	.750	7	25	32	34.1	22	11	13	7	10	76	60.1
ABILENE CHRISTIAN	12/22/20	85-72	W	29	61	.475	5	22	.227	9	15	.600	8	20	28	33.4	19	13	12	4	3	72	61.6
at Auburn	12/30/20	97-85	W	28	54	.519	15	29	.517	14	24	.583	11	23	34	33.4	20	18	19	5	6	85	64.2
MISSOURI	01/02/21	68-81	L	24	51	.471	5	19	.263	28	39	.718	10	41	51	35.2	29	14	21	1	3	81	65.9
at Tennessee	01/06/21	74-79	L	27	60	.450	5	18	.278	20	26	.769	6	22	28	34.5	12	13	5	9	10	79	67.1
GEORGIA	01/09/21	99-69	W	27	63	.429	5	19	.263	10	13	.769	7	23	30	34.2	19	11	21	0	5	69	67.2
at LSU	01/13/21	76-92	L	34	65	.523	7	19	.368	17	24	.708	14	34	48	35.2	20	10	19	3	7	92	69.2
at Alabama	01/16/21	59-90	L	31	64	.484	15	36	.417	13	17	.765	9	34	43	35.8	16	18	14	4	12	90	70.6
AUBURN	01/20/21	75-73	W	25	58	.431	7	23	.304	16	24	.667	11	23	34	35.7	18	10	17	9	7	73	70.8
at Vanderbilt	01/23/21	92-71	W	26	58	.448	6	22	.273	13	19	.684	8	21	29	35.2	15	11	16	2	9	71	70.8
OLE MISS	01/27/21	74-59	W	25	57	.439	1	16	.063	8	12	.667	8	21	29	34.9	19	9	9	6	8	59	70.1
at Oklahoma State	01/30/21	77-81	L	31	61	.508	7	20	.350	12	15	.800	12	27	39	35.1	14	14	19	7	10	81	70.7
MISSISSIPPI STATE	02/02/21	61-45	W	15	49	.306	5	19	.263	10	18	.556	8	26	34	35.1	18	10	26	4	9	45	69.4
at Kentucky	02/09/21	81-80	W	25	61	.410	14	26	.538	16	25	.640	12	30	42	35.4	18	18	11	2	1	80	69.9
at Missouri	02/13/21	86-81	Wot	27	61	.443	13	32	.406	14	21	.667	12	27	39	35.6	20	15	16	3	6	81	70.4
FLORIDA	02/16/21	75-64	W	23	61	.377	4	21	.190	14	14	1.000	12	24	36	35.6	19	6	16	6	9	64	70.1
ALABAMA	02/24/21	81-66	W	26	69	.377	11	33	.333	3	8	.375	13	25	38	35.7	32	14	16	3	4	66	70.0
LSU	02/27/21	83-75	W	30	76	.395	9	28	.321	6	12	.500	12	27	39	35.8	22	13	8	4	2	75	70.2
at South Carolina	03/02/21	101-73	W	27	72	.375	6	23	.261	13	23	.565	13	26	39	36.0	14	13	14	2	9	73	70.3
TEXAS A&M	03/06/21	87-80	W	31	61	.508	10	23	.435	8	10	.800	11	20	31	35.8	19	14	17	4	7	80	70.7
vs Missouri	03/12/21	70-64	W	22	52	.423	6	18	.333	14	21	.667	5	26	31	35.6	25	11	21	3	9	64	70.4
vs LSU	03/13/21	71-78	L	28	66	.424	9	19	.474	13	15	.867	13	26	39	35.7	14	8	14	2	10	78	70.7
vs Colgate	03/19/21	85-68	W	23	58	.397	12	27	.444	10	17	.588	11	31	42	35.9	24	17	22	2	5	68	70.6
vs Texas Tech	03/21/21	68-66	W	22	61	.361	10	20	.500	12	18	.667	13	25	38	36.0	19	12	9	3	3	66	70.4
vs Oral Roberts	03/27/21	72-70	W	29	77	.377	1	9	.111	13	15	.867	18	28	46	39.9	17	13	10	3	7	72	81.7
vs Baylor	03/29/21	72-81	L	30	62	.484	8	15	.533	13	17	.765	11	18	29	35.8	21	17	9	5	9	81	70.8
Opponents		2264		813	1956	.416	248	737	.337	390	568	.687	320	824	1144	35.8	607	393	483	116	209	2264	70.8
Arkansas		2604		935	2071	.451	233	702	.332	501	677	.740	382	889	1271	39.7	540	466	412	158	251	2604	81.4

Games played: 32
 Points/game: 70.8
 FG Pct: 41.6
 3FG Pct: 33.7
 FT Pct: 68.7

Rebounds/game: 35.8
 Assists/game: 12.3
 Turnovers/game: 15.1
 Assist/turnover ratio: 0.8
 Steals/game: 6.5
 Blocks/game: 3.6

ARKANSAS RAZORBACKS

2020-21 GAME-BY-GAME POINTS-ASSISTS-REBOUNDS

Opponent	Date	Score	WL	0	1	2	3	4	5	10	11	12	13	14	22	23	24	33
				Smith	Notae	Jackson	Sills	Davis	Moody	Williams	Tate	Robinson	Obukwelu	Kimble	Iyiola	Vanover	Henderson	Morehead
MVSU	11/25/20	142-62	W	13-4-2	13-5-7	15-7-0	19-2-2	5-3-2	16-3-2	9-10-1	12-5-6	15-2-3	0-1-1	0-1-0	DNP-Inj	23-8-0	2-3-0	0-0-0
UNT	11/28/20	69-54	W	18-6-1	16-6-3	0-0-0	14-3-1	DNP	11-2-1	DNP	2-4-2	2-0-0	DNP	DNP	DNP-Inj	6-16-2	DNP	DNP
UTA	12/02/20	72-60	W	11-9-2	5-2-1	0-5-1	3-3-2	DNP	24-9-1	0-3-0	14-6-4	3-0-1	DNP	DNP	DNP-Inj	12-2-0	DNP	DNP
LIPS	12/05/20	86-50	W	9-6-0	12-4-1	10-3-1	6-4-2	4-3-1	18-8-3	6-7-1	6-4-3	5-2-4	0-0-0	0-0-0	DNP-Inj	6-9-1	4-4-0	DNP
SU	12/09/20	79-44	W	11-4-2	12-2-0	3-2-2	11-3-5	14-7-2	12-5-2	0-2-0	12-4-2	1-2-1	0-0-0	0-0-0	DNP-Inj	3-9-0	0-2-0	0-0-0
UCA	12/12/20	100-75	W	12-4-1	22-2-6	6-0-1	17-3-4	0-1-0	15-7-3	2-2-0	17-1-11	0-0-0	DNP	DNP	DNP-Inj	9-10-0	DNP	DNP
ORU	12/20/20	87-76	W	22-17-0	15-5-3	5-4-2	16-10-2	0-1-2	18-7-1	DNP	8-6-4	0-1-0	DNP	DNP	DNP-Inj	3-3-0	DNP	DNP
ACU	12/22/20	85-72	W	4-10-0	19-2-1	5-3-2	18-3-2	0-1-0	21-4-2	0-1-0	8-7-5	3-1-1	DNP	DNP	DNP-Inj	7-4-2	DNP	DNP
at AUB	12/30/20	97-85	W	4-4-1	21-3-2	0-2-1	23-6-2	4-1-1	16-6-1	0-2-1	12-3-4	0-0-0	DNP	DNP	DNP-Inj	17-5-0	0-0-0	DNP
MIZZOU	01/02/21	68-81	L	DNP-Inj	19-3-1	0-0-0	6-4-2	4-4-0	18-10-1	8-3-0	8-1-1	0-0-0	DNP	DNP	DNP-Inj	4-7-2	1-0-0	DNP
at UT	01/06/21	74-79	L	DNP-Inj	19-4-3	14-9-1	0-2-0	2-0-0	6-2-1	6-2-0	15-5-6	0-2-1	DNP	DNP	DNP-Inj	12-7-0	0-0-0	DNP
UGA	01/09/21	99-69	W	DNP-Inj	12-0-0	15-2-2	8-5-2	20-7-6	25-4-2	2-9-2	15-4-10	DNP-Inj	0-0-0	0-0-0	DNP-Inj	0-2-0	2-1-0	0-0-0
at LSU	01/13/21	76-92	L	DNP-Inj	22-5-1	2-7-1	14-4-0	4-3-2	18-6-2	7-10-1	6-1-1	DNP-Inj	DNP	DNP	DNP-Inj	3-2-0	0-0-0	DNP
at BAMA	01/16/21	59-90	L	5-1-1	5-1-0	1-2-0	3-2-1	5-6-1	28-9-1	0-2-1	10-4-3	DNP-Inj	DNP	DNP	DNP-Inj	0-0-0	2-4-0	DNP
AUB	01/20/21	75-73	W	10-5-2	2-1-0	3-0-1	22-3-2	10-4-2	5-5-2	7-7-2	14-4-5	DNP-Inj	DNP	DNP	DNP-Inj	2-3-0	0-0-0	DNP
at VANDY	01/23/21	92-71	W	12-7-2	5-5-2	6-3-1	7-3-4	6-2-1	26-8-2	0-1-1	25-5-8	DNP-Inj	DNP	DNP	DNP-Inj	5-3-1	DNP	DNP
OM	01/27/21	74-59	W	10-6-2	19-5-2	0-0-0	9-0-0	14-6-1	5-1-2	0-3-1	9-2-3	DNP-Inj	DNP	—	DNP-Inj	8-7-1	DNP	DNP
at OSU	01/30/21	77-81	L	18-7-4	13-3-2	0-0-0	5-4-2	12-4-1	17-4-1	0-4-1	3-0-2	DNP-Inj	DNP	—	DNP-Inj	9-4-0	DNP	DNP
MSU	02/02/21	61-45	W	10-10-1	9-3-2	0-0-0	0-1-0	10-8-2	13-7-1	0-0-0	6-3-5	DNP-Inj	DNP	—	DNP-Inj	13-8-2	0-0-0	DNP
at UK	02/09/21	81-80	W	9-4-3	11-2-2	5-3-0	2-0-1	4-2-3	14-7-0	9-7-0	15-4-3	DNP-Inj	DNP	—	DNP-Inj	12-4-0	DNP	DNP
at MIZZOU	02/13/21	86-81	WOT	19-6-3	2-1-0	3-1-0	8-4-2	8-4-3	16-5-1	4-2-3	14-4-4	DNP-Inj	DNP	—	DNP-Inj	12-4-2	DNP	DNP
UF	02/16/21	75-64	W	15-6-4	2-1-1	0-0-0	0-1-0	18-5-3	14-5-3	4-10-0	14-3-2	DNP-Inj	DNP	—	DNP	8-3-0	DNP	DNP
BAMA	02/24/21	81-66	W	11-12-2	12-2-3	DNP	0-0-0	5-3-1	24-5-4	13-8-0	12-4-4	DNP-Inj	DNP	—	DNP	2-1-0	2-2-1	DNP
LSU	02/27/21	83-75	W	19-10-1	18-6-1	0-0-0	3-0-0	15-5-6	18-8-5	8-6-2	2-6-2	DNP-Inj	DNP	—	DNP	0-1-0	DNP	DNP
at USC	03/02/21	101-73	W	22-8-2	21-5-5	6-0-2	15-1-2	4-8-2	28-7-2	DNP	2-1-1	DNP-Inj	0-0-0	—	0-1-0	3-6-1	0-0-0	DNP
TX A&M	03/06/21	87-80	W	11-4-1	9-4-2	0-0-0	0-0-0	12-6-5	28-5-2	DNP	22-7-4	DNP-Inj	DNP	—	DNP	DNP	5-2-0	DNP
vs MIZZOU	03/12/21	70-64	W	16-8-3	27-4-4	0-0-0	3-2-2	11-6-4	5-8-0	DNP	4-2-0	DNP-Inj	DNP	—	DNP	0-1-0	4-0-0	DNP
vs LSU	03/13/21	71-78	L	21-7-2	9-3-3	DNP	0-1-0	6-8-5	28-9-1	DNP	3-5-4	DNP-Inj	DNP	—	DNP	0-0-0	4-7-1	DNP
vs COLGATE	03/19/21	85-68	W	27-12-1	14-5-2	DNP	3-0-1	12-6-3	12-1-0	0-3-0	17-7-4	DNP-Inj	DNP	—	DNP	0-0-0	0-0-0	DNP
vs TX TECH	03/21/21	68-66	W	20-6-2	7-3-0	DNP	0-1-0	15-6-1	15-6-1	1-10-4	10-3-2	DNP-Inj	DNP	—	DNP	DNP	DNP	DNP
vs ORU	03/27/21	72-70	W	12-14-1	4-3-0	DNP	2-6-4	16-8-2	14-6-0	2-3-0	22-4-6	DNP-Inj	DNP	—	DNP	DNP	0-0-0	DNP
vs BAYLOR	03/29/21	72-81	L	10-6-3	14-0-1	DNP	2-6-4	14-6-2	11-5-1	8-4-0	13-4-2	DNP-Inj	DNP	—	DNP	DNP	0-0-0	DNP

ARKANSAS RAZORBACKS

2020-21 STARTING LINEUPS

Date	Opponent	1st SUB(S)	Outcome
Nov. 25	Miss Valley St	Tate Sills Moody Smith Jackson Notae / Williams	W, 142-62
Nov. 28	North Texas	Tate Sills Moody Smith Vanover Robinson	W, 69-54
Dec. 2	UT Arlington	Tate Sills Moody Smith Vanover Jackson	W, 72-60
Dec. 5	Lipscomb	Tate Sills Moody Smith Vanover Williams	W, 86-50
Dec. 9	Southern	Tate Sills Moody Smith Vanover Notae	W, 79-44
Dec. 12	Central Arkansas	Tate Sills Moody Smith Vanover Notae	W, 100-75
Dec. 20	Oral Roberts	Tate Sills Moody Smith Vanover Notae	W, 87-76
Dec. 22	Abilene Christian	Tate Sills Moody Smith Vanover Notae	W, 85-72
Dec. 30	at Auburn	Tate Sills Moody Smith Vanover Notae	W, 97-85
Jan. 2	Missouri	Tate Sills Moody Smith Vanover Notae / Williams	L, 68-81
Jan. 6	at Tennessee	Tate Sills Moody Williams Vanover Jackson	L, 74-79
Jan. 9	Georgia	Tate Davis Moody Jackson Vanover Williams	W, 99-69
Jan. 13	at LSU	Tate Davis Moody Jackson Vanover Sills	L, 76-92
Jan. 16	at Alabama	Tate Sills Moody Smith Williams Jackson	L, 59-90
Jan. 20	Auburn	Tate Notae Moody Smith Vanover Davis	W, 75-73
Jan. 23	at Vanderbilt	Tate Sills Moody Smith Vanover Williams / Davis	W, 92-71
Jan. 27	Ole Miss	Tate Sills Moody Smith Vanover Davis / Williams	W, 74-59
Jan. 30	at Oklahoma St.	Tate Sills Moody Smith Vanover Davis	L, 77-81
Feb. 2	Mississippi State	Tate Davis Moody Smith Vanover Sills	W, 61-45
Feb. 9	at Kentucky	Tate Davis Moody Smith Vanover Sills	W, 81-80
Feb. 13	at Missouri	Tate Davis Moody Smith Vanover Sills / Notae	W, 86-81 (ot)
Feb. 16	Florida	Tate Davis Moody Smith Vanover Williams / Sills	W, 75-64
Feb. 24	Alabama	Tate Davis Moody Smith Vanover Williams	W, 81-66
Feb. 27	LSU	Tate Davis Moody Smith Vanover Notae	W, 83-75
Mar. 2	at South Carolina	Tate Davis Moody Smith Vanover Notae	W, 101-73
Mar. 6	Texas A&M	Tate Davis Moody Smith Vanover Notae	W, 87-80
Mar. 12	vs Missouri	Tate Davis Moody Smith Vanover Notae/Jackson	W, 70-64
Mar. 13	vs LSU	Tate Davis Moody Smith Vanover Henderson/Notae	L, 71-78
Mar. 19	vs Colgate	Tate Davis Moody Smith Vanover Williams	W, 85-68
Mar. 21	vs Texas Tech	Tate Davis Moody Smith Williams Notae	W, 68-66
Mar. 27	vs Oral Roberts	Tate Davis Moody Smith Williams Notae / Sills	W, 72-70
Mar. 29	vs Baylor	Tate Davis Moody Smith Williams Notae	L, 72-81

RECORD BY LINEUP:					RECORD BY STARTER			
Tate	Sills	Moody	Smith	Jackson	1-0	Tate	32	25-7
Tate	Sills	Moody	Smith	Vanover	10-1	Moody	32	25-7
Tate	Sills	Moody	Davis	Vanover	0-1	Smith	28	24-4
Tate	Sills	Moody	Williams	Vanover	0-1	Vanover	27	22-5
Tate	Davis	Moody	Jackson	Vanover	1-1	Davis	17	13-4
Tate	Sills	Moody	Smith	Williams	0-1	Sills	15	11-4
Tate	Notae	Moody	Smith	Vanover	1-0	Williams	5	2-3
Tate	Davis	Moody	Smith	Vanover	10-1	Jackson	3	2-1
Tate	Davis	Moody	Smith	Williams	2-1	Notae	1	1-0

RECORD BY 1ST SUB (including ties)		
Notae	16	13-3
Williams	9	8-1
Sills	6	5-1
Davis	4	3-1
Jackson	4	2-2
Henderson	1	0-1
Robinson	1	1-0

ARKANSAS RAZORBACKS

2020-21 SPECIALTY STATS (ARKANSAS/OPPONENT)

Opponent	Pts in Paint	Pts Off TO	2nd Chance	Fast Break	Bench	Ties	Lead Chng	Ark Largest Lead	Best Ark Run	Opp Largest Lead	Best Opp Run	Ark Led	Opp Led	Gm Tied
MISS VALLEY ST	56 / 16	43 / 5	32 / 9	24 / 15	67 / 17	0	2	80 2:08 2nd	28-0	1 19:20 1st	8-0	37:56	1:54	0:10
NORTH TEXAS	26 / 34	20 / 11	14 / 4	14 / 12	18 / 18	3	0	20 16:11 2nd	10-0	- - -	9-0	36:51	-	3:09
UT ARLINGTON	28 / 14	20 / 10	21 / 6	11 / 4	8 / 18	4	2	21 13:05 2nd	13-0	3 17:25 1st	6-0	35:30	2:27	2:03
LIPSCOMB	38 / 16	7 / 7	20 / 10	18 / 4	41 / 24	0	0	42 6:30 2nd	12-0	- - -	9-0	39:47	--	0:13
SOUTHERN	32 / 26	21 / 11	21 / 6	16 / 8	30 / 19	0	0	35 0:18 2nd	17-0	- - -	6-0	39:40	--	0:20
CENTRAL ARK.	54 / 32	13 / 11	6 / 10	24 / 19	30 / 29	1	1	26 1:30 2nd	12-0	10 11:35 1st	7-0	27:18	11:20	1:22
ORAL ROBERTS	56 / 22	19 / 21	22 / 6	15 / 11	20 / 15	2	6	11 0:37 2nd	10-0	12 19:43 2nd	8-0	17:17	20:20	2:23
ABILENE CHRISTIAN	24 / 40	10 / 10	15 / 9	11 / 8	27 / 35	0	1	22 3:33 1st	11-0	1 19:30 1st	6-0	39:16	0:14	--
at Auburn	36 / 20	27 / 11	16 / 14	22 / 20	25 / 29	2	2	12 0:01 2nd	10-0	1 16:00 1st	8-0	38:33	0:19	1:08
MISSOURI	22 / 34	15 / 9	11 / 9	13 / 9	28 / 10	3	2	2 9:16 1st	8-0	18 3:24 2nd	6-0	0:14	38:10	1:36
at Tennessee	36 / 36	4 / 19	2 / 6	8 / 9	35 / 22	5	5	7 9:23 1st	7-0	8 3:56 2nd	7-0	24:35	11:27	3:58
GEORGIA	34 / 38	25 / 8	9 / 6	29 / 18	24 / 18	3	7	35 6:00 2nd	12-0	5 18:33 1st	8-0	34:40	3:56	1:24
at LSU	34 / 48	18 / 18	21 / 25	14 / 12	43 / 10	1	1	4 18:53 1st	12-0	31 6:10 1st	18-0	2:49	36:34	0:37
at Alabama	30 / 28	6 / 16	11 / 12	8 / 20	13 / 38	1	1	2 19:42 1st	7-0	36 10:25 2nd	14-0	0:44	38:41	0:35
AUBURN	48 / 32	20 / 21	12 / 12	15 / 12	42 / 18	4	5	8 2:40 2nd	8-0	19 4:17 1st	9-0	10:47	25:17	3:56
at Vanderbilt	48 / 34	18 / 14	16 / 9	13 / 6	17 / 26	0	0	21 0:10 2nd	9-0	- - -	7-0	39:06	--	0:56
OLE MISS	34 / 24	15 / 15	14 / 11	10 / 8	33 / 11	3	2	20 10:06 2nd	9-0	4 15:54 1st	7-0	34:24	1:45	3:51
at Oklahoma St.	46 / 42	22 / 20	12 / 13	13 / 24	25 / 28	13	6	5 8:08 2nd	8-0	8 16:03 1st	8-0	5:38	25:46	8:32
MISSISSIPPI ST	34 / 12	25 / 4	14 / 8	16 / 4	9 / 19	2	2	19 1:06 2nd	12-0	13 9:09 1st	14-0	22:30	12:46	4:44
at Kentucky	32 / 20	12 / 4	6 / 11	15 / 11	27 / 19	6	13	12 6:11 2nd	11-0	6 16:19 1st	8-0	22:34	15:19	2:07
at Missouri	36 / 28	19 / 11	11 / 7	2 / 12	17 / 25	13	8	7 11:02 2nd	9-0	9 9:50 1st	8-0	16:43	21:53	6:23
FLORIDA	38 / 36	21 / 15	13 / 13	17 / 6	6 / 25	1	2	15 18:11 2nd	8-0	1 4:40 2nd	9-0	38:29	1:12	0:19
ALABAMA	36 / 28	17 / 17	10 / 9	10 / 10	27 / 24	4	6	16 5:22 2nd	11-0	6 18:08 2nd	10-0	31:55	5:10	2:55
LSU	34 / 32	9 / 6	13 / 10	19 / 15	29 / 13	2	2	21 6:00 2nd	9-0	10 6:26 1st	8-0	16:08	21:58	1:54
at South Carolina	26 / 34	19 / 17	6 / 12	15 / 28	42 / 32	3	8	32 4:07 2nd	7-0	3 17:08 1st	6-0	34:48	4:01	1:11
TEXAS A&M	36 / 32	18 / 15	16 / 15	13 / 14	9 / 9	8	11	7 0:04 2nd	8-0	14 7:11 1st	8-0	9:07	26:12	4:41
vs Missouri	30 / 30	26 / 20	10 / 4	0 / 8	34 / 17	6	7	10 5:04 2nd	16-0	10 9:18 1st	7-0	19:22	17:50	2:48
vs LSU	38 / 36	20 / 21	6 / 17	8 / 6	13 / 16	5	7	8 13:32 1st	9-0	12 7:25 2nd	12-0	16:43	21:19	1:58
vs Colgate	34 / 18	34 / 15	15 / 7	21 / 5	17 / 26	6	7	17 0:16 2nd	19-0	14 5:28 1st	10-0	14:31	21:23	4:06
vs Texas Tech	28 / 20	4 / 5	10 / 13	4 / 10	7 / 6	3	4	13 9:04 2nd	7--0	10 10:34 1st	11-0	26:55	10:47	2:18
vs Oral Roberts	42 / 30	19 / 7	18 / 6	11 / 10	6 / 0	10	7	4 3:43 2nd	10-0	12 15:26 2nd	8-0	4:38	29:29	5:53
vs Baylor	40 / 36	6 / 21	11 / 10	15 / 11	16 / 25	0	0	- - -	9-0	18 11:01 1st	8-0	--	39:44	0:16

RED INDICATES LARGEST UA LEADS IN LOSS

RED INDICATES LARGEST UA DEFICITS IN A WIN

DEFLECTIONS (ARK career Only)

Player	18-19	19-20	20-21	Career
Davis	-	-	160	160
Henderson	7	30	22	59
Iyiola	-	-	-	-
Jackson	-	-	24	24
Moody	-	-	162	162
Notae	-	-	133	133
Robinson	-	-	4	4
Sills	60	82	105	247
Smith	-	-	158	158
Tate	-	-	142	142
Vanover	-	-	104	104
Williams	-	-	81	81

MOST IN A GAME 2020-21:

- 15 **Smith** (FLA)
- 14 **Smith** (UNT)
- 11 **Moody** (UGA • vs MIZ) **Smith** (TXAM • vs BAY)
- Tate** (vs LSU)
- 10 **Smith** (LSU) **Williams** (LSU)
- Vanover** (UNT • SOU) **Sills** (UTA • UCA)
- Moody** (MSU • vs LSU) **Tate** (MSU)
- Davis** (@AUB • UGA • vs LSU)
- 9 **Sills** (MVSU • @AUB) **Davis** (MIZ • @LSU)
- Williams** (AUB) **Tate** (AUB • @VAN)
- Vanover** (LIP) **Smith** (COL)

CHARGES DRAWN (Arkansas career Only)

Player	18-19	19-20	20-21	Career
Davis	-	-	2	2
Henderson	0	1	0	1
Iyiola	-	-	-	-
Jackson	-	-	2	2
Moody	-	-	14	14
Notae	-	-	6	6
Robinson	-	-	2	2
Sills	3	5	5	13
Smith	-	-	6	6
Tate	-	-	13	13
Vanover	-	-	0	0
Williams	-	-	16	16

MOST IN A GAME 2020-21:

- 5 **Moody** (vs MIZ)

DUNKS (Arkansas career Only)

Player	18-19	19-20	20-21	Career
Davis	-	-	5	5
Henderson	2	7	7	16
Iyiola	-	-	-	-
Jackson	-	-	1	1
Moody	-	-	10	10
Notae	-	-	3	3
Robinson	-	-	0	0
Sills	1	2	5	8
Smith	-	-	36	36
Tate	-	-	5	5
Vanover	-	-	20	20
Williams	-	-	3	3

GAME 1 MISSISSIPPI VALLEY STATE 30 32 62 142 ARKANSAS 61 81 142 142 Nov. 26, 2020 • Fayetteville, Ark. • Bud Walton Arena

Mississippi Valley 62 • 0-1

Player statistics for Mississippi Valley State vs Arkansas (Game 1). Columns include Player, FG-FGA, 3-Ptr, FT-FTA, Rebounds, PF, TP, A TO Blk, Stl, Min. Totals: 23-72, 13-39, 3-6, 11 22 33, 26 62, 12 21 6 3 200.

Arkansas 142 • 1-0

Player statistics for Arkansas vs Mississippi Valley State (Game 1). Columns include Player, FG-FGA, 3-Ptr, FT-FTA, Rebounds, PF, TP, A TO Blk, Stl, Min. Totals: 48-86, 20-40, 26-33, 20 38 58, 12 142, 26 7 4 11 200.

Officials: Michael Swaboda, Matt Jarman, K.B. Burdette Jr. Technical fouls: Mississippi Valley-None. Arkansas-None. Attendance: 4400

Score by periods table for Game 1.

Points in paint and other stats for Game 1.

Last FG - MVSU 2nd-01:37, ARK 2nd-01:03. Largest lead - MVSU by 1 1st-19:20, ARK by 80 2nd-02:08. MVSU led for 01:54. ARK led for 37:56. Game was tied for 00:10.

GAME 3 MISSISSIPPI VALLEY STATE 33 27 60 72 ARKANSAS 44 28 72 72 Dec. 2, 2020 • Fayetteville, Ark. • Bud Walton Arena

UT Arlington 60 • 1-3

Player statistics for UT Arlington vs Mississippi Valley State vs Arkansas (Game 3). Columns include Player, FG-FGA, 3-Ptr, FT-FTA, Rebounds, PF, TP, A TO Blk, Stl, Min. Totals: 21-54, 7-19, 11-16, 10 20 30, 18 60, 7 13 3 7 200.

Arkansas 72 • 3-0

Player statistics for Arkansas vs Mississippi Valley State vs UT Arlington (Game 3). Columns include Player, FG-FGA, 3-Ptr, FT-FTA, Rebounds, PF, TP, A TO Blk, Stl, Min. Totals: 25-62, 7-21, 15-19, 17 26 43, 16 72, 12 11 4 8 200.

Officials: Hunter Allen, Brian O'Connell, Don Dailly Technical fouls: UT Arlington-TEAM. Arkansas-None. Attendance: 4400

Score by periods table for Game 3.

Points in paint and other stats for Game 3.

Last FG - UTA 2nd-00:18, ARK 2nd-00:39. Largest lead - UTA by 3 1st-17:25, ARK by 21 2nd-13:05. UTA led for 02:27. ARK led for 35:30. Game was tied for 02:03.

GAME 2 NORTH TEXAS 27 27 54 69 ARKANSAS 38 31 69 69 Nov. 28, 2020 • Fayetteville, Ark. • Bud Walton Arena

North Texas 54 • 1-1

Player statistics for North Texas vs Arkansas (Game 2). Columns include Player, FG-FGA, 3-Ptr, FT-FTA, Rebounds, PF, TP, A TO Blk, Stl, Min. Totals: 21-58, 2-13, 10-13, 10 26 36, 17 54, 10 16 2 5 200.

Arkansas 69 • 2-0

Player statistics for Arkansas vs North Texas (Game 2). Columns include Player, FG-FGA, 3-Ptr, FT-FTA, Rebounds, PF, TP, A TO Blk, Stl, Min. Totals: 23-55, 6-22, 17-26, 12 28 40, 14 69, 10 16 8 9 200.

Officials: Randy Heimerman, Jason Baker, Tony Greene Technical fouls: North Texas-TEAM. Arkansas-None. Attendance: 4400

Score by periods table for Game 2.

Points in paint and other stats for Game 2.

Last FG - UNT 2nd-00:30, ARK 2nd-03:47. Largest lead - UNT None, ARK by 20 2nd-16:11. UNT led for 00:00. ARK led for 36:51. Game was tied for 03:09.

GAME 4 LIPSOMB 24 26 50 86 ARKANSAS 46 40 86 86 Dec. 5, 2020 • Fayetteville, Ark. • Bud Walton Arena

Lipscomb 50 • 1-3

Player statistics for Lipscomb vs Arkansas (Game 4). Columns include Player, FG-FGA, 3-Ptr, FT-FTA, Rebounds, PF, TP, A TO Blk, Stl, Min. Totals: 15-59, 5-21, 15-27, 8 24 32, 11 50, 9 7 0 7 200.

Arkansas 86 • 4-0

Player statistics for Arkansas vs Lipscomb (Game 4). Columns include Player, FG-FGA, 3-Ptr, FT-FTA, Rebounds, PF, TP, A TO Blk, Stl, Min. Totals: 33-66, 11-34, 9-12, 10 44 54, 21 86, 17 12 7 4 200.

Officials: Jerry Heater, Olandis Poole, Terry Oglesby Technical fouls: Lipscomb-Ahسان Adullah. Arkansas-None. Attendance: 4266

Score by periods table for Game 4.

Points in paint and other stats for Game 4.

Last FG - LIPS 2nd-01:18, ARK 2nd-00:00. Largest lead - LIPS None, ARK by 42 2nd-06:30. LIPS led for 00:00. ARK led for 39:47. Game was tied for 00:13.

GAME 9 ESPN 2 97 ARKANSAS 47 50 97 85 Auburn 41 44 85 Dec. 30, 2020 • Auburn, Ala. • Auburn Arena

Arkansas 97 • 9-0,1-0 SEC

Player stats for Arkansas vs Auburn game: Justin Smith, Connor Vanover, Desi Sills, Moses Moody, Jalen Tate, JD Notae, Vance Jackson Jr., Davonte Davis, Jaylin Williams, Khalen Robinson, Ethan Henderson.

Auburn 85 • 6-3,0-1 SEC

Player stats for Auburn vs Arkansas game: JT Thor, Jaylin Williams, Allen Flanigan, Justin Powell, Devan Cambridge, Jamal Johnson, Javon Franklin, Chris Moore, Babatunde Akingbola, Dylan Cardwell.

Officials: Rob Rorke, Vladimir Voyard-Tadal, Terry Oglesby. Technical fouls: Arkansas-None, Auburn-None. Attendance: 1824

Score by periods table for Arkansas vs Auburn game.

Last FG - ARK 2nd-00:00, AUB 2nd-00:11. Largest lead - ARK by 12 2nd-00:00, AUB by 1 1st-16:00. ARK led for 38:33, AUB led for 00:19. Game was tied for 01:08.

GAME 11 ESPN 2 74 ARKANSAS 40 34 74 79 #9/8 Tennessee 33 46 79 79 Jan. 6, 2021 • Knoxville, Tenn. • Thompson-Boling Arena

Arkansas 74 • 9-2,1-2 SEC

Player stats for Arkansas vs Tennessee game: Jaylin Williams, Jalen Tate, Connor Vanover, Desi Sills, Moses Moody, JD Notae, Vance Jackson Jr., Davonte Davis, Khalen Robinson, Ethan Henderson.

Tennessee 79 • 8-1,2-1 SEC

Player stats for Tennessee vs Arkansas game: John Fulkerson, Yves Pons, Josiah-Jordan James, Santiago Vescovi, Keon Johnson, Jaden Springer, Victor Bailey Jr., Uros Plavsic, E.J. Anosike.

Officials: Jason Baker, Olandis Poole, Vladimir Voyard-Tadal. Technical fouls: Arkansas-None, Tennessee-None. Attendance: 4191

Score by periods table for Arkansas vs Tennessee game.

Last FG - ARK 2nd-00:26, UT 2nd-04:50. Largest lead - ARK by 7 1st-09:23, UT by 8 2nd-03:56. ARK led for 24:35, UT led for 11:27. Game was tied for 03:58.

GAME 10 CBS 81 #12/12 Missouri 33 48 81 68 ARKANSAS 30 38 68 68 Jan. 2, 2021 • Fayetteville, Ark. • Bud Walton Arena

Missouri 81 • 7-1,1-1 SEC

Player stats for Missouri vs Arkansas game: Jeremiah Tilmon, Kobe Brown, Xavier Pinson, Dru Smith, Mark Smith, Torrence Watson, Drew Buggs, Javon Pickett, Mitchell Smith.

Arkansas 68 • 9-1,1-1 SEC

Player stats for Arkansas vs Missouri game: Jalen Tate, Connor Vanover, Desi Sills, Davonte Davis, Moses Moody, JD Notae, Vance Jackson Jr., Jaylin Williams, Khalen Robinson, Ethan Henderson.

Officials: Gerald Williams, Terry Wymer, Doug Shows. Technical fouls: Missouri-None, Arkansas-TEAM 2. Attendance: 4400

Score by periods table for Arkansas vs Missouri game.

Last FG - MIZZOU 2nd-00:48, ARK 2nd-00:24. Largest lead - MIZZOU by 18 2nd-03:24, ARK by 2 1st-09:16. MIZZOU led for 38:10, ARK led for 00:14. Game was tied for 01:36.

GAME 12 SEC ESPN 2 69 Georgia 37 32 69 99 ARKANSAS 43 56 99 99 Jan. 9, 2021 • Fayetteville, Ark. • Bud Walton Arena

Georgia 69 • 7-3,0-3 SEC

Player stats for Georgia vs Arkansas game: P.J. Horne, Justin Kier, Tye Fagan, Sahvir Wheeler, Toumani Camara, Christian Brown, Andrew Garcia, Jaxon Etter, Josh Taylor, Jonathan Ned, Mikal Starks, Tyron McMillan.

Arkansas 99 • 10-2,2-2 SEC

Player stats for Arkansas vs Georgia game: Vance Jackson Jr., Connor Vanover, Davonte Davis, Moses Moody, Jalen Tate, JD Notae, Desi Sills, Jaylin Williams, Emeka Obukwelu, Brandon Kimble, Ethan Henderson, Bryson Morehead.

Officials: John Hampton, Josue Nieves, Anthony Jordan. Technical fouls: Georgia-None, Arkansas-None. Attendance: 4400

Score by periods table for Arkansas vs Georgia game.

Last FG - ARK 2nd-00:18, ARK 2nd-00:34. Largest lead - UGA by 5 1st-18:33, ARK by 35 2nd-06:00. UGA led for 03:56, ARK led for 34:40. Game was tied for 01:24.

GAME 17 SEC ESPN NETWORK Ole Miss 59 Arkansas 25 34 59 74 Jan. 27, 2021 • Fayetteville, Ark. • Bud Walton Arena

Ole Miss 59 • 8-7,3-5 SEC

Table with columns for Player, FG-FGA, 3-Ptr, FT-FTA, Rebounds, PF, TP, A TO Blk Stl, Min. Includes Totals and percentage breakdowns.

Arkansas 74 • 13-4,5-4 SEC

Table with columns for Player, FG-FGA, 3-Ptr, FT-FTA, Rebounds, PF, TP, A TO Blk Stl, Min. Includes Totals and percentage breakdowns.

Officials: Rob 'Rorke, Ron Groover, Vladimir Voyard-Tadal. Technical fouls: Ole Miss-None, Arkansas-None.

Score by periods table with columns 1st, 2nd, Total and individual player scores.

Last FG - OM 2nd-01:19, ARK 2nd-01:30. Largest lead - OM by 4-15:54, ARK by 20 2nd-10:06.

OM led for 01:45. ARK led for 34:24. Game was tied for 03:51.

GAME 19 SEC ESPN NETWORK Mississippi State 61 Arkansas 22 23 45 61 Feb. 2, 2021 • Fayetteville, Ark. • Bud Walton Arena

Mississippi State 45 • 10-9,4-6 SEC

Table with columns for Player, FG-FGA, 3-Ptr, FT-FTA, Rebounds, PF, TP, A TO Blk Stl, Min. Includes Totals and percentage breakdowns.

Arkansas 61 • 14-5,6-4 SEC

Table with columns for Player, FG-FGA, 3-Ptr, FT-FTA, Rebounds, PF, TP, A TO Blk Stl, Min. Includes Totals and percentage breakdowns.

Officials: Doug Simmons, Todd Austin, Pat Adams. Technical fouls: Mississippi State-None, Arkansas-TEAM.

Score by periods table with columns 1st, 2nd, Total and individual player scores.

Last FG - MSU 2nd-00:48, ARK 2nd-01:06. Largest lead - MSU by 13 1st-09:09, ARK by 19 2nd-01:06.

MSU led for 12:46. ARK led for 22:30. Game was tied for 04:44.

GAME 18 ESPN 2 Arkansas 77 Oklahoma State 34 43 77 81 Jan. 30, 2021 • Stillwater, Okla. • Gallagher-Iba Arena

Arkansas 77 • 13-5

Table with columns for Player, FG-FGA, 3-Ptr, FT-FTA, Rebounds, PF, TP, A TO Blk Stl, Min. Includes Totals and percentage breakdowns.

Oklahoma St. 81 • 11-4

Table with columns for Player, FG-FGA, 3-Ptr, FT-FTA, Rebounds, PF, TP, A TO Blk Stl, Min. Includes Totals and percentage breakdowns.

Officials: Brooks Wells, Bret Smith, Kipp Kissingner. Technical fouls: Arkansas-None, Oklahoma St.-None.

Score by periods table with columns 1st, 2nd, Total and individual player scores.

Last FG - ARK 2nd-01:18, OSU 2nd-00:21. Largest lead - ARK by 5 2nd-09:30, OSU by 8 1st-16:03.

ARK led for 05:38. OSU led for 25:49. Game was tied for 08:32.

GAME 20 ESPN Arkansas 81 Kentucky 36 45 81 81 Feb. 9, 2021 • Lexington, Ky. • Rupp Arena

Arkansas 81 • 15-5,7-4 SEC

Table with columns for Player, FG-FGA, 3-Ptr, FT-FTA, Rebounds, PF, TP, A TO Blk Stl, Min. Includes Totals and percentage breakdowns.

Kentucky 80 • 5-13,4-7 SEC

Table with columns for Player, FG-FGA, 3-Ptr, FT-FTA, Rebounds, PF, TP, A TO Blk Stl, Min. Includes Totals and percentage breakdowns.

Officials: Ron Groover, Steven Anderson, Pat Adams. Technical fouls: Arkansas-Moses Moody, Kentucky-Keion Brooks Jr.

Score by periods table with columns 1st, 2nd, Total and individual player scores.

Last FG - ARK 2nd-02:33, UK 2nd-00:14. Largest lead - ARK by 12 2nd-06:11, UK by 6 1st-16:19.

ARK led for 22:34. UK led for 15:19. Game was tied for 02:07.

LAST TIME AN ARKANSAS PLAYER...

• SCORING •

Scored 25 Points: 27 Justin Smith vs Colgate (03/19/21)

Scored 30 Points: 30 Mason Jones at Texas A&M (03/07/20)

Scored 40 Points: 40 Mason Jones vs Auburn (02/04/20)

Scored 50 Points: 51 Rotnei Clarke vs. Alcorn State (11/13/09)

RECORD: 51 Rotnei Clarke vs. Alcorn State (11/13/09)

• FIELD GOALS MADE •

Made 15 Field Goals: 15 (15-21) Rotnei Clarke vs. Alcorn State (11/13/09)

Made 20 Field Goals: 20 (2-30) Dean Tolson vs. Texas A&M (03/02/74)

RECORD: 20 (20-30) Dean Tolson vs. Texas A&M (03/02/74)

• FIELD GOALS ATTEMPTED •

Attempted 20 Field Goals: 20 (8-20) JD Notae at LSU (01/13/21)

Attempted 25 Field Goals: 25 (10-25) Moses Moody at Alabama (01/16/21)

RECORD: 30 (20-30) Dean Tolson vs. Texas A&M (03/02/74)

• FIELD GOAL PERCENTAGE •

Shot 100% FG (Min. 7 att): Daniel Gafford (7-7) at Texas Tech (01/26/19)

RECORD (min 8 att): 100% 8x - Best: Daryll Saulsberry (10-10) 1975

• 3-POINTERS MADE •

Made 7 3-pointers: 8 (8-11) Mason Jones at Texas A&M (03/07/20)

Made 10 3-pointers: 10 (10-13) by Isaiah Joe vs. FIU (12/01/18)

Made 11-Plus 3-pointers: 13 (13-17) by Rotnei Clarke vs. Alcorn State (11/13/09)

RECORD: 13 (13-17) by Rotnei Clarke vs. Alcorn State (11/13/09) (SEC record)

• 3-POINTERS ATTEMPTED •

Attempted 15 3-Pointers: 15 (6-15) Isaiah Joe at Texas A&M (03/07/20)

Attempted 20 3-Pointers: 24 (10-24) Pat Bradley vs. North Texas (12/30/98)

RECORD: 24 (10-24) Pat Bradley vs. North Texas (12/30/98) (SEC record)

• FREE THROWS MADE •

Made 10 Free Throws: 11 Justin Smith (11-13) vs Colgate (03/19/21)

Made 15 Free Throws: 16 (16-19) Moses Moody vs Alabama (02/24/21)

Made 20 Plus Free Throws: 22 (22-24) Martin Terry vs. Texas A&M (01/22/72)

RECORD: 22 (22-24) by Martin Terry vs. Texas A&M (01/22/72)

• FREE THROWS ATTEMPTED •

Attempted 15 Free Throws: 19 (16-19) Mason Jones vs Tennessee (02/26/20)

Attempted 20 Free Throws: 21 (18-21) Moses Moody vs Alabama (02/24/21)

Attempted 24 Plus Free Throws: 24 (22-24) Martin Terry vs. Texas A&M (01/22/72)

RECORD: 24 (22-24) Martin Terry vs. Texas A&M (01/22/72)

• FREE THROW PERCENTAGE •

Shot 100% FT (min 10 att): 12-12 Isaiah Joe vs Tennessee (02/26/20)

RECORD (min. 11 att): 9x - Best: Tommy Boyer (18-18) in 1963

• REBOUNDS •

Grabbed 10-14 Rebounds: 14 Justin Smith vs Colgate (03/27/21)

Grabbed 15-20 Rebounds: 17 Justin Smith vs Oral Roberts (12/20/20)

Grabbed 20-Plus Rebounds: 23 Nick Davis vs. Jackson State (11/21/97)

RECORD: 23 by Nick Davis vs. Jackson State (11/21/97)

• **Grabbed 10 Offensive Rebounds: 11 Justin Smith vs Oral Roberts (03/27/21)**

• **Grabbed 14 Defensive Rebounds: 14 Connor Vanover vs North Texas (11/28/20)**

• ASSISTS •

Had 10 Assists: 10 by Jalen Tate vs Georgia (01/09/21)

Had 15 Assists: 15 by Dontell Jefferson vs. Portland State (11/18/05)

RECORD: 15 by Dontell Jefferson vs. Portland State (11/18/05)

• STEALS •

Had 5 Steals: 5 Justin Smith vs Colgate (03/19/21)

Had 6-7 Steals: 6 Isaiah Joe at Georgia Tech (11/25/19)

Had 8-9 Steals: 9 Robert Shepard at Arizona (12/06/92)

RECORD: 9 by Robert Shepard at Arizona (12/06/92)

• BLOCKED SHOTS •

Had 5 Blocks: 5 Connor Vanover at Oklahoma State (01/30/21)

Had 6-9 Blocks: 6 Connor Vanover vs North Texas (11/28/20)

Had 10 Blocks: 10 Steven Hill vs. Texas State (12/06/05)

RECORD: 10 Steven Hill vs. Texas St. (12/06/05) & Oliver Miller vs. Texas (02/04/90)

• TURNOVERS •

Committed 5-9 Turnovers: 6 Jalen Tate vs Baylor (03/29/21)

Committed 10 Plus Turnovers: 10 Courtney Fortson at South Carolina (02/21/09)

• MINUTES PLAYED •

38 Minutes (Regulation): 38:30 Justin Smith vs Oral Roberts (03/27/21)

39 Minutes (Regulation): 39:26 Moses Moody vs Missouri (03/12/21)

40 Minutes (Regulation): 40:00 Justin Smith vs Colgate (03/19/21)

40 Minutes (OT): 40:00 Jimmy Whitt Jr., at Missouri (02/08/20)

45 Plus Minutes: 47 by BJ Young vs. Auburn (01/16/13)

• MISCELLANEOUS •

2 Players Scored 20+ Pts In Same Game: Moses Moody (28) & Justin Smith (21) vs LSU (03/13/21)

3 Players Scored 20+ Pts in Same Game: at South Carolina (03/02/20) Moses Moody (28), Justin Smith (22) and JD Notae (21)

2 Players Scored 20+ Pts In Back-To-Back Gms: Jones (37/26) & Joe (22/26) vs. Tennessee (02/26/20) and at Georgia (02/29/20)

2 Players Scored 20+ Pts In 3 Straight: Jones (41/20/21) & Joe (20/21/24)

vs Tulsa (12/14/19), Valpo (12/21/19) and Indiana (12/29/19)

8 Players Scored in Double Digits: Mississippi Valley State (11/25/20)

Vanover (25), Sills (19), Moody (16), Jackson (15), Robinson (15), Smith (13),

Notae (13), Tate 12)

Scored 20 or More Points in Five-Plus Consecutive Games: (5) by Mason Jones

37, 26, 36, 30, 22 (02/26/20 to 03/11/20)

Scored 20 or More Points in 10-Plus Consecutive Games: (11) by Todd Day

20, 23, 26, 26, 22, 31, 23, 21, 27, 21, 20 (12/01/90 to 01/12/91)

Scored 30 or More Points in 3 Straight Games: Mason Jones (only Razorback)

34 vs. S. Carolina (01/29/20), 30 at Alabama (02/01/20), 40 vs Auburn (02/04/20)

Most Points in Back-To-Back Games: 82 by Martin Terry

35 at TCU (02/20/73) and 47 vs. SMU (02/24/73)

Consecutive Free Throws Made: 48 by Ricky Medlock (20 gms; 12/21/74 to 03/04/75)

Double-Double: Pts/Rebs: Justin Smith (12 & 14) vs Oral Roberts (03/27/21)

Double-Double: Pts/Assists: Jalen Tate (15 & 10) vs Georgia (01/09/21)

Two Players with Double-Double in Same Game: vs Oral Roberts (12/20/20)

Justin Smith (22 pts, 17 rebs) and Desi Sills (16 pts, 10 rebs)

Three Players with Double-Double in Same Game: vs Alabama (01/16/10) – Marshawn Powell

18 pts, 10 rebs), Mike Washington (17 pts, 13 rebs) and Courtney Fortson (12 pts, 10 assists)

Had 5-Plus Assists in 5-Plus Consecutive Games: (6) by Jalen Harris

11, 6, 10, 12, 7, 10 (11/21/81 thru 12/15/18)

Had 10 or More Assists in Back-to-Back Games: Jalen Harris

10 vs. FIU (12/01/18) and 12 at Colorado State (12/05/18)

Three-Plus Players with 5-Plus Assists in a Game: vs. Montana State (11/21/18)

Jalen Harris (11), Isaiah Joe (5) and Desi Sills (5)

Had 5 or More Steals in Back-to-Back Games: Ronnie Brewer

5 vs. Western Illinois (01/01/06) and 5 vs. Mississippi State (01/07/06)

LAST TIME AN OPPONENT PLAYER...

• SCORING •

Scored 30 Points: 30 Saben Lee vs Vanderbilt (03/11/20)

Scored 40 Points: 45 Jodie Meeks vs. Kentucky (02/14/09)

Scored 50 Points: 56 Oscar Robertson vs. Cincinnati (03/15/58) **(on record)**

• FIELD GOALS MADE •

Made 15 Field Goals: 17 (17-24) Jodie Meeks vs. Kentucky (02/14/09)

Made 20 Field Goals: 21 Oscar Robertson vs. Cincinnati (03/15/58) **(on record)**

• FIELD GOALS ATTEMPTED •

Attempted 20 Field Goals: 22 (11-22) Braden Shackelford at Alabama (02/01/20)

Attempted 25 Field Goals: 28 (11-28) Devan Downey vs. South Carolina (02/17/10)

• FIELD GOAL PERCENTAGE •

Shot 100% FG (Min. 7 att): Adam Wing (8-8) vs. Evansville (12/08/15)

• 3-POINTERS MADE •

Made 7 3-pointers: 7 (7-15) Tyler Hall vs. Montana State (11/21/18)

Made 10 3-pointers: 10 (10-19) Lance Weems at Auburn (01/06/96)

• 3-POINTERS ATTEMPTED •

Attempted 15 3-pointers: 15 (7-15) Tyler Hall vs. Montana State (11/21/18)

Attempted 20 3-pointers: 22 (5-22) Jeff Fryer vs. Loyola Marymount (03/16/89)

• FREE THROWS MADE •

Made 10 Free Throws: 12 (12-15) Xavier Pinson (01/02/21)

Made 15 Free Throws: 15 (15-17) Keyontae Johnson at Florida (02/18/20)

• FREE THROWS ATTEMPTED •

Attempted 15 Free Throws: 15 (12-15) Xavier Pinson (01/02/21)

Attempted 20 Free Throws: 24 (18-24) Frank Williams vs. Illinois (12/08/01)

• FREE THROW PERCENTAGE •

Shot 100% FT (min 10 att): 14-14 Grant Williams at Tennessee (01/15/19)

• REBOUNDS •

Grabbed 15-19 Rebounds: 18 Kevin Samuel vs TCU (01/25/20)

Grabbed 20 Rebounds: 20 Antonio McDyess vs. Alabama (03/11/95)

• **Grabbed 10 Offensive Rebounds: 11 Tyler Davis at Texas A&M (01/30/18)**

• **Grabbed 10 Defensive Rebounds: 11 Kevin Samuel vs TCU (01/25/20)**

• ASSISTS •

Had 10 Assists: 11 Tremont Waters vs. LSU (01/12/19)

Had 13 Assists: 13 Chuck Evans at Mississippi State (01/27/93) **(on record)**

• STEALS •

Had 5 Steals: 6 Alpha Diallo at Providence (03/19/19)

Had 8 Steals: 8 Terry Conerway vs. Texas State (12/21/02)

• BLOCKED SHOTS •

Had 6-9 Blocks: 7 Stefan Moody at Ole Miss (02/13/16)

Had 10 Plus Blocks: 10 P.J. Roberson vs. Grambling State (11/26/11)

• TURNOVERS •

Committed 5-9 Turnovers: 5 TJ Moss at South Carolina (03/02/21)
Committed 10 Plus Turnovers: 12 Devin Gibson vs. UTSA (12/12/07)

LAST TIME ARKANSAS HIGHS...

• SCORING •

Scored 100-119 Points: 101 at South Carolina (103/02/21)
Scored 120-Plus Points: 142 vs. Mississippi Valley State (11/25/20)
Scored 50 Points in 1st Half: 61 vs Miss Valley State (11/25/20)
Scored 50 Points in 2nd Half: 52 at South Carolina (03/02/21)
Scored 60 or More Points in a Half: 61 (1st) vs. Miss Valley State (11/25/20)
Scored 70 or More Points in a Half: 71 (1st) vs. Alcorn (11/13/09)
Scored 80 or More Points in a Half: 81 (2nd) vs. Miss Valley State (11/25/20)
Most Points in a Half: 88 (2nd) vs. U.S. International (12/09/89)

• FIELD GOALS MADE •

Made 40 Field Goals: 40 (40-76) vs Central Arkansas (12/12/20)
Made 50 Field Goals: 57 (57-99) vs. Troy (12/10/96)
RECORD: 68 (68-101) vs. U.S. International (12/09/89)

• FIELD GOALS ATTEMPTED •

Attempted 80 Field Goals: 86 (48-86) vs Miss Valley State (11/25/20)
Attempted 90 Field Goals: 99 (57-99) vs. Troy (12/10/96)
Attempted 100 Field Goals: 101 (68-101) vs. US International (12/09/89)
RECORD: 101 (68-101) vs. U.S. International (12/09/89)

• FIELD GOAL PERCENTAGE •

Shot 60% FG: 60.9 (42-69) vs. FIU (12/01/18)
Shot 70% or Better FG: 72.7 (32-44) vs. Alabama State (12/21/83)
RECORD: 79.4 (27-34) vs. Texas Tech (1979)

• 3-POINTERS MADE •

Made 15 3-pointers: 15 (15-33) at South Carolina (03/02/21)
Made 20 3-pointers: 20 (20-40) vs Miss Valley State (11/25/20)
RECORD: 21 (21-37) vs. Troy (12/10/96)

• 3-POINTERS ATTEMPTED •

Attempted 30 3-pointers: 33 (15-33) at South Carolina (02/03/21)
Attempted 40 3-pointers: 40 (20-40) vs Miss Valley State (11/25/20)
RECORD: 54 (19-54) vs. North Texas (12/30/98)

• 3-POINT PERCENTAGE •

Shot 50% 3PT FG (min. 15 att): 57.1 (12-21) vs Georgia (01/09/21)
Shot 60% or Better 3PT FG (min. 15 att): 61.1 (11-18) at Vanderbilt (03/06/19)
RECORD (min. 15 att): 66.7 (16-24) vs. Mississippi State (01/09/16)

• FREE THROWS MADE •

Made 20 Free Throws: 27 (27-43) vs Alabama (02/24/21)
Made 30 Free Throws: 36 (36-54) vs LSU (03/04/20)
Made 40 Free Throws: 41 (41-49) at Kentucky (01/25/92)
RECORD: 48 (48-53) vs. Ole Miss (01/17/04)

• FREE THROW ATTEMPTS •

Attempted 40 Free Throws: 43 (27-43) vs Alabama (02/24/21)
Attempted 50 Free Throws: 54 (36-54) vs LSU (03/04/20)
Attempted 60 Free Throws: 65 vs. TCU (1955)
RECORD: 65 vs. TCU (1955)

• FREE THROW PERCENTAGE •

Shot 80% FT (min. 10 att): 87.0 (20-23) at Missouri (02/13/21)
Shot 90% or Better FT (min. 10 att): 92.3 (12-13) at South Carolina (03/02/21)
RECORD (min 10 att): 100 3x - Best 16-16 at Kentucky (02/27/14)

• REBOUNDS •

Grabbed 40 Rebounds: 40 vs Georgia (01/09/21)
Grabbed 50 Rebounds: 54 vs Lipscomb (12/05/20)
Grabbed 55-Plus Rebounds: 58 vs Oral Roberts (12/20/20)
RECORD: 77 vs. Jackson State (01/22/02)

• ASSISTS •

Had 25 Assists: 26 vs Central Arkansas (12/12/20)
Had 30 Assists: 32 vs. Jackson State (11/22/96)
Had 40 Assists: 40 vs. Troy (12/10/96)
RECORD: 47 vs. U.S. International (12/09/89)

• STEALS •

Had 15 Steals: 15 at Georgia Tech (11/25/19)
Had 20 Steals: 24 vs. Maryland-Eastern Shore (01/02/01)
Had 25 Steals: 26 vs. Louisiana-Monroe (11/25/00)
RECORD: 26 vs. Louisiana-Monroe (11/25/00)

• BLOCKED SHOTS •

Had 10 Blocks: 11 vs Alabama (02/24/21)
Had 13 Blocks: 14 vs. Georgia (01/29/19)
Had 15 Blocks: 15 vs. South Alabama (12/30/91)
RECORD: 18 vs. Missouri (12/05/95)

• MOST TURNOVERS •

Had 25 Turnovers: 25 at South Carolina (02/21/09)
Had 30 Turnovers: 32 vs. Providence (11/16/07)
RECORD: 32 vs. Providence (11/16/07)

• FOULS •

Committed 25 Fouls: 28 vs Missouri (01/02/21)
Committed 30 Fouls: 32 at Missouri (02/08/20)
RECORD: 38 vs. Missouri (12/04/61)

LAST TIME ARKANSAS LOWS...

• SCORING •

Held to 40-45 Points: 43 at Florida (01/22/11)
Held to 46-49 Points: 46 at Mississippi State (02/09/16)
Held to 50-55 Points: 50 vs. Florida (03/14/19)
Held to 56-59 Points: 59 at Alabama (01/16/21)
Held to 19 Points or Less in a Half: 19 (1st half) at Alabama (01/16/21)

• FIELD GOALS •

Held to Below 20 Field Goals Made: 15 (15-49) at Tennessee (02/11/20)

• FIELD GOAL PERCENTAGE •

Held to 20-29% FG: 26.8 (19-71) vs Missouri (01/02/21)
Held to 30-35% FG: .333 (19-57) vs Kentucky (01/18/20)

• 3-POINTERS •

Did not Make a 3-pointer: 0 (0-2) at Texas (01/07/89)
Held to 1-2 3-PT FG Made: 1 (1-9) vs Oral Roberts (03/27/21)
Attempted Single-Digit 3-pointers: 9 (6-9) vs TCU (01/25/20)

• 3-POINT PERCENTAGE •

Shot 10% or Worse 3PT FG: 10.0 (1-10) at Mississippi State (02/09/16)
Shot 11-19% 3PT FG: 11.1 (1-9) vs Oral Roberts (03/27/21)

• FREE THROWS •

Made Single Digit Free Throws: 4 (4-7) at Oklahoma State (01/30/21)
Attempted Single Digit Free Throws: 7 (4-7) at Oklahoma State (01/30/21)

• FREE THROW PERCENTAGE •

Shot 40-49% FT: 47.1 (8-17) vs Southern (12/09/20)
Shot Below 40% FT: 26.7 (4-15) at Texas A&M (01/09/13)

• REBOUNDING •

Had 19 or Fewer Rebounds: 19 at Missouri (03/05/13)
Had 20-25 Rebounds: 25 at Texas A&M (03/07/20)

• ASSISTS •

Held to 6 Assists or less: 6 at Tennessee (02/11/20)

• STEALS •

Had 0 Steals: vs Texas Tech (03/21/21) (only time on record)
Had 1 Steal: 1 vs Florida (03/09/18)
Had 2-4 Steals: 2 at Tennessee (01/06/21)

• BLOCKED SHOTS •

Had No Blocked Shots: 0 vs Missouri (1/23/19)

• FEWEST TURNOVERS •

Had 1-4 Turnovers: 4 vs Georgia (01/29/19)
Had 5-9 Turnovers: 6 at Kentucky (02/09/21)

• FOULS •

Had Single Digit Fouls: 9 vs LSU (02/17/07)

ARKANSAS MISCELLANEOUS...

Played in an OT game:	02/13/21 at Missouri	W, 86-81 (OT)
Played in a 2OT game:	01/23/18 at Georgia	W, 80-77 (2 OT)
Played in a 3OT game:	02/09/80 vs. Houston	L, 90-84 (3 OT)

Beat AP team ranked 21-25:	03/21/21 vs. #21 TX Tech (NCAA)	W, 68-66
Beat AP team ranked 16-20:	02/02/19 at #19 LSU	W, 90-89
Beat AP team ranked 11-15:	02/27/18 vs. #14 Auburn	W, 91-82
Beat AP team ranked 6-10:	02/24/21 vs. #6 Alabama	W, 81-66
Beat AP team ranked 2-5:	01/27/16 vs. #5 Texas A&M	W, 74-71
Beat AP team ranked #1:	02/12/84 vs. #1 North Carolina (PB)	W, 65-64
Beat AP Top 25 team at home:	02/24/21 vs. #6 Alabama	W, 81-66
Beat AP Top 10 team at home:	02/24/21 vs. #6 Alabama	W, 81-66
Beat AP Top 25 team on road:	02/13/21 at #10 Missouri	W, 86-81 (OT)
Beat AP Top 10 team on road:	02/13/21 at #10 Missouri	W, 86-81 (OT)

LAST TIME AN OPPONENT HIGHS...

• **SCORING** •

Scored 100 Points: 106 at Tennessee (01/15/19)
 Scored 110 Points: 117 at Ole Miss (12/10/73)
 Scored 50 Points in 1st Half: 55 at Tennessee (01/15/19)
 Scored 50 Points in 2nd Half: 56 vs LSU (03/04/20)
 Scored 60 or More Points in a Half: 60 (1st half) vs. Alabama (0228/96)

• **FIELD GOALS MADE** •

Made 30 Field Goals: 30 (30-62) vs Baylor (03/29/21)
 Made 40 Field Goals: 40 (40-68) by Texas (01/05/10)
 Made 45 Field Goals: 45 (45-80) vs. Pittsburgh (12/29/86)

• **FIELD GOALS ATTEMPTED** •

Attempted 70 Field Goals: 72 (27-72) at South Carolina (03/02/20)
 Attempted 80 Field Goals: 83 (31-83) by FIU (12/01/018)

• **FIELD GOAL PERCENTAGE** •

Shot 60% FG: 61.1 (15-23) vs. Auburn (02/17/16)
 Shot 65% FG: 67.7 (4-65) vs. North Carolina (03/23/08)
 Shot 69% FG: 69.8 (37-53) at Auburn (01/14/95)

• **3-POINTERS MADE** •

Made 15 3-pointers: 15 (15-36) at Alabama (01/16/21)
 Made 17 3-pointers: 17 (17-33) at Auburn (02/20/19)

• **3-POINTERS ATTEMPTED** •

Attempted 25 3-pointers: 28 (9-28) vs LSU (02/27/21)
 Attempted 30 3-pointers: 31 (8-31) vs Oral Roberts (03/27/21)
 Attempted 35 3-pointers: 36 (15-36) at Alabama (01/16/21)

• **3-POINT PERCENTAGE** •

Shot 50% 3PT FG (min 15 att): 53.8 (14-26) at Kentucky (02/09/21)
 Shot 60% or Better 3PT FG (min 15 att): 62.7 (10-15) at South Carolina (02/09/19)

• **FREE THROWS** •

Made 20 Free Throws: 20 (20-26) at Tennessee (01/06/21)
 Made 30 Free Throws: 34 (34-44) at Missouri (02/08/19)
 Made 40 Free Throws: 40 (40-50) vs. UMass (11/25/94)

• **FREE THROW ATTEMPTS** •

Attempted 35 Free Throws: 39 (26-39) vs Missouri (01/02/21)
 Attempted 40 Free Throws: 44 (34-44) at Missouri (02/08/18)
 Attempted 50 Free Throws: 50 (39-50) vs. South Carolina (03/11/04)

• **FREE THROW PERCENTAGE** •

Shot 80% FT (min. 10 att): .840 (21-25) at Florida (02/18/20)
 Shot 90% or Better FT (min. 10 att): .962 (25-26) at Ole Miss (01/11/20)
 Shot 100% (min. 10 att): 1.000 (14-14) vs Florida (02/16/21)

• **REBOUNDING** •

Grabbed 45 Rebounds: 48 at LSU (01/13/21)
 Grabbed 50 Rebounds: 51 vs Missouri (01/02/21)
 Grabbed 55-Plus Rebounds: 56 vs. Georgia (01/29/19)
 Grabbed 20 Offensive Rebounds: 23 at LSU (01/08/20)

• **ASSISTS** •

Had 25 Assists: 25 vs. Louisville (11/17/09)
 Had 30 Assists: 30 at UAB (01/27/90)

• **STEALS** •

Had 15 Steals: 15 at LSU (02/24/10)
 Had 18 Steals: 18 vs. Alcorn State (12/02/95)

• **BLOCKED SHOTS** •

Had 10 Blocks: 10 at Tennessee (01/22/14)
 Had 13 Blocks: 13 at Mississippi State (01/14/10)

• **MOST TURNOVERS** •

Had 20 Turnovers: 22 vs Colgate (03/19/21)
 Had 25 Turnovers: 26 vs Mississippi State (02/02/21)
 Had 30 Turnovers: 30 vs. Louisiana-Monroe (12/31/04)

• **FOULS** •

Committed 30-plus Fouls: 32 vs Alabama (02/24/21)
RECORD: 36 vs. Centenary (12/04/82)

LAST TIME AN OPPONENT LOWS

• **SCORING** •

Held to 30-39 Points: 33 vs. Vanderbilt (01/12/13)
Held to 40-45 Points: 45 vs Mississippi State (02/02/21)
 Held to 46-49 Points: 46 vs Montana (11/16/19)
Held to 50-55 Points: 50 vs Lipscomb (12/05/20)
 Held to 56-59 Points: 55 vs Vanderbilt (01/15/20)
 Held to 19 Points or Less in a Half: 18 vs Montana (11/16/19)

• **FIELD GOAL PERCENTAGE** •

Held to 21% or Worse FG: .2097 (13-62) vs. Jackson State (11/22/02)
Held to 20-29% FG: .286 (18-63) vs Southern (12/09/19)
Held to 30-35% FG: .306 (15-49) vs Mississippi State (02/02/21)

• **3-POINTERS** •

Did not Make a 3-pointer: 0 (0-10) by Mississippi State (02/07/15)
Held to 1 3-PT FG Made: 1 (1-13) vs Southern (12/09/20)
 Held to 2-4 3-PT FG Made: 4 (4-17) vs Tennessee (02/26/20)
Held to 5-7 3-PT FG Made: 5 (5-19) vs Mississippi State (02/02/21)

• **3-POINT PERCENTAGE** •

Shot 10% or Worse 3PT FG: 6.3 (1-16) vs Ole Miss (01/27/21)
 Shot 11-16% 3PT FG: 15.4 (2-13) vs North Texas (11/28/20)
 Shot 17-19% 3PT FG: 19.0 (4-21) vs Florida (02/16/21)

• **FREE THROWS** •

Made 1-5 Free Throws: 3 (3-8) vs Alabama (02/24/21)
 Made 6-9 Free Throws: 8 (8-10) vs Texas A&M (03/06/21)

• **FREE THROW ATTEMPTS** •

Attempted Single Digit Free Throws: 8 (3-8) vs Alabama (02/24/21)

• **FREE THROW PERCENTAGE** •

Shot 40-49% FT: 37.5 (3-8) vs Alabama (02/24/21)
 Shot Below 40% FT: 38.1 (8-21) vs. Texas State (12/22/18)

• **REBOUNDING** •

Had 19 or Fewer Rebounds: 19 vs. Missouri-Kansas City (12/02/06)
 Had 20-25 Rebounds: 25 at Texas Tech (01/26/19)

• **ASSISTS** •

Held 5 Assists or Fewer: 5 vs Southern (12/09/20)

• **STEALS** •

Had No Steals: 0 vs Vanderbilt (01/15/20)
 Had 1 Steal: 1 at Kentucky (02/09/21)
 Had 2-4 Steals: 3 vs Texas Tech (03/21/21)

• **BLOCKED SHOTS** •

Had No Blocked Shots: 0 (3x in 2020-21) vs Lipscomb / Southern / Georgia

• **FEWEST TURNOVERS** •

Had 0-5 Turnovers: 5 at Tennessee (01/06/21)
 Had 6-9 Turnovers: 9 vs Texas Tech (03/21/21)

• **FOULS** •

Had Single Digit Fouls: 8 at Michigan (12/08/12)
Committed 10-14 Fouls: 14 at South Carolina (03/02/21)

ARKANSAS IN THE NCAA TOURNAMENT

NCAA TOURNAMENT RESULTS (45-33, .577)

34 NCAA Tournament Bids [33 appearances]

The 1944 team earned an NCAA bid but was unable to participate due to an automobile accident prior to the tournament

2021 SOUTH REGIONAL #3 seed (#10)
 1st RD: #14 Butler W 85 68
 2nd RD: #4 seed (#21) Texas Tech W 68 66
 Sweet 16: #15 Oral Roberts W 72 70
 Elite 8: #1 (#3) Baylor L 81 72

2018 EAST REGIONAL #7 seed
 1st RD: vs #10 Butler L 79 62

2017 SOUTH REGIONAL #8 seed
 1st RD: #9 Seton Hall W 77 71
 2nd RD: #1 (#6) North Carolina L 65 72

2015 WEST REGIONAL #5 seed (#21)
 *1st RD: #12 Wofford W 56 53
 *2nd RD: #4 (#15) North Carolina L 78 87
** called 2nd Rd and 3rd Rd then*

2008 EAST REGIONAL #9 seed
 1st RD: #8 (#24 coaches) Indiana W 86 72
 2nd RD: #1 (#1) North Carolina L 77 108

2007 EAST REGIONAL #12 seed
 1st RD: #5 Southern California L 60 77

2006 OAKLAND REGIONAL #8 seed
 1st RD: #9 Bucknell L 55 59

2001 WEST REGIONAL #7 seed
 1st RD: #10 (#21) Georgetown L 61 63

2000 SOUTH REGIONAL #11 seed
 1st RD: #6 (#23) Miami (Fla.) L 71 75

1999 WEST REGIONAL #4 seed (#17)
 1st RD: #13 Siena W 94 80
 2nd RD: #5 (#21) Iowa L 72 82

1998 WEST REGIONAL #6 seed (#17)
 1st RD: #11 Nebraska W 74 65
 2nd RD: #3 (#7) Utah L 65 69

1996 EAST REGIONAL #12 seed
 1st RD: #5 (#18) Penn State W 86 80
 2nd RD: #4 (#20) Marquette W 65 56
 Sweet 16: #1 (#1) Massachusetts L 63 79

1995 MIDWEST REGIONAL #2 seed (#6)
 1st RD: #15 Texas Southern W 79 78
 2nd RD: #7 (#25) Syracuse (OT) W 96 95
 Sweet 16: #6 Memphis (OT) W 96 91
 Elite 8: #4 (#13) Virginia W 68 61
FINAL FOUR

Semifinal: #2 (#4) North Carolina W 75 68
 Final: #1 (#1) UCLA L 78 89
NATIONAL RUNNER-UP

1994 MIDWEST REGIONAL #1 seed (#2)
 1st RD: #16 North Carolina A&T W 94 79
 2nd RD: #9 Georgetown W 85 73
 Sweet 16: #12 Tulsa W 103 84
 Elite 8: #3 (#11) Michigan W 76 68
FINAL FOUR
 Semifinal: #2 (#9) Arizona W 91 82
 Final: #2 (#6) Duke W 76 72
NATIONAL CHAMPION

1993 EAST REGIONAL #4 seed (#14)
 1st RD: #13 Holy Cross W 94 64
 2nd RD: #5 St. John's W 80 74
 Sweet 16: #1 (#4) North Carolina L 74 80

1992 MIDWEST REGIONAL #3 seed (#9)
 1st RD: #14 Murray State W 80 60
 2nd RD: #6 Memphis State L 80 82

1991 SOUTHEAST REGIONAL #1 seed (#2)
 1st RD: #16 Georgia State W 117 76
 2nd RD: #8 Arizona State W 97 90
 Sweet 16: #4 (#19) Alabama W 93 70
 Elite 8: #3 (#12) Kansas L 81 93

1990 MIDWEST REGIONAL #4 seed (#7)
 1st RD: #13 Princeton W 68 64
 2nd RD: #12 Dayton W 86 84
 Sweet 16: #8 North Carolina W 96 73
 Elite 8: #10 Texas W 88 85
FINAL FOUR
 Semifinal: #3 (#15) Duke L 83 97

1989 MIDWEST REGIONAL #5 seed
 1st RD: #12 Loyola-Marymount W 120 101
 2nd RD: #4 (#12) Louisville L 74 93

1988 SOUTHEAST REGIONAL #11 seed
 1st RD: #6 Villanova L 74 82

1985 WEST REGIONAL #9 seed
 1st RD: #8 Iowa W 63 54
 2nd RD: #1 (#3) St. John's L 65 68

1984 EAST REGIONAL #2 seed (#8)
 *2nd RD: #7 Virginia (OT) L 51 53
** earned 1st rd bye*

1983 MIDEAST REGIONAL #4 seed (#9)
 *2nd RD: #5 Purdue W 78 68
 Sweet 16: #1 (#2) Louisville L 63 65
** earned 1st rd bye*

1982 MIDWEST REGIONAL #4 seed (#12)
 * 2nd RD: #5 Kansas State L 64 65
** earned 1st rd bye*

1981 MIDWEST REGIONAL #5 seed (#12)
 1st RD: #12 Mercer W 73 67
 2nd RD: #4 (#12) Louisville W 74 73
 Sweet 16: #1 (#4) LSU L 56 72

1980 MIDWEST REGIONAL #10 seed
 1st RD: #7 Kansas State L 53 71

1979 MIDWEST REGIONAL #2 seed (#5^)
 *2nd RD: #7 Weber State W 74 63
 Sweet 16: #3 (#13) Louisville W 73 62
 Elite 8: #1 (#1) Indiana State L 71 73
** earned 1st rd bye*
^ Arkansas was ranked #7 for the Weber State game

1978 WEST REGIONAL #2L seed (#5^)
NOTE: The 8-team regions had 4 automatic qualifiers (Q) and 4 at-large selections (L)
 1st RD: #40 Weber State W 73 52
 Sweet 16: #10 (#2) UCLA W 74 70
 Elite 8: #4L Cal State Fullerton W 61 58
FINAL FOUR
 Semifinal: #20 (#1) Kentucky L 64 59
 Consolation: #2L (#6) Notre Dame W 71 69
NATIONAL 3RD-PLACE
^ Arkansas was ranked #7 for the Weber State game

1977 MIDWEST REGIONAL (#8)
 1st RD: Wake Forest L 80 86

1958 MIDWEST REGIONAL
 Sweet 16: (#18) Oklahoma State L 40 65
 Consolation: (#3) Cincinnati L 62 97

1949 WESTERN REGIONAL (#20)
 Elite 8: Oregon State L 38 56
 Consolation: Wyoming L 40 64

1945 WESTERN REGIONAL
 Elite 8: Oregon W 79 76
FINAL FOUR
 Semifinal: Oklahoma State + L 41 68
+ known as Oklahoma A&M then

1941 WESTERN REGIONAL
 Elite 8: Wyoming W 52 40
FINAL FOUR
 Semifinal: Washington State+ L 53 64

