


KENTUCKY

MEN'S BASKETBALL



DREAM
BIG

2018-19
RECORD BOOK





TABLE OF CONTENTS

Quick Facts	2	1,000-Point Scorers	104-113
TV Chart	3	Field Goals Records	114-115
2018-19 Roster	4-5	Year-By-Year Field-Goal Percentage	116
Coaching Staff	6	Free Throws Records	117-118
Support Staff	7	Year-By-Year Free-Throw Percentage	119
2017-18 Final Statistics	8	3-Point Field Goals Records	120-121
2017-18 Final SEC Statistics	9	Year-By-Year 3-Point Field Goals Made	121
2017-18 Game-By-Game Statistics	10-12	Rebounding Records	122
2017-18 Individual Game-By-Game Statistics	13-18	Year-By-Year Rebound Leaders	123
All-Time Wildcats	19-23	Steals Records	124
Retired Jerseys	24-25	Year-By-Year Steals Leaders	125
All-Americans	26-27	Blocks Records	126
Hall of Fame	28	Year-By-Year Block Leaders	127
Awards and Honors	29-34	Assists Records	128
Academic Honors	35	Year-By-Year Assist Leaders	129
Kentucky in the NCAA Tournament	36	Miscellaneous Records	130-131
Year-By-Year in the NCAA Tournament	37-40	UK vs. Each State/Province/Country	131
UK's NCAA Tournament Game Highs	41-42	Streaks	132-133
Kentucky Records in the NCAA Tournament	43	Overtime	134
UK vs. NCAA Tournament Opponents	44	Calipari Era Individual Single-Game Records	135-137
National Championships	45-52	Calipari Era All-Time Double-Doubles	138-140
Helms National Titles	53	Calipari Era Individual Season Records	141-143
NCAA Championship Coaches	54-56	Calipari Era Individual Season Milestones	144
Kentucky in the AP Top 25	57-59	Calipari Era Miscellaneous Records	144-145
Kentucky in the Coaches' Poll	60-62	Calipari Era Individual Career Records	146-147
Kentucky Finishes in National Rankings	63	Calipari Era Team Game Scoring Records	148-149
All-Time Winningest Teams	64	Calipari Era Team Game Records	150-152
All-Time Winning Percentage	64	Calipari Era Largest Margins	153
SEC All-Time Standings	65	Calipari Era Team Season Records	154-155
Annual Southeastern Conference Champions	66-67	Year-By-Year Results	156-159
UK vs. SEC Tournament Field	68	All-Time Results	160-194
Kentucky's SEC Tournament History	68-69	Series Records vs. Opponents	195-197
Biggest Shots	70-71	Kentucky vs. D1 Conferences	198-200
Biggest Games	72-76	Scores vs. All Opponents	201-222
Unparalleled Tradition	77-81	Media Polices	223-226
Rupp Arena Records	82		
Largest Rupp Arena Crowds	83		
Kentucky Game Attendance	84		
College Tournaments in Rupp Arena	85-86		
Year-By-Year at Alumni Gym	87		
Year-By-Year at Memorial Coliseum	87		
Year-By-Year at Rupp Arena	88		
Kentucky Results in Louisville	89-90		
Wildcats in the NBA	91-92		
Kentucky in the NBA Draft	93-94		
NBA Award Winners	95-96		
Year-By-Year Team Statistics	97-100		
Scoring Records	101-102		
Year-By-Year Scoring	103		

The 2018-19 Kentucky Basketball Record Book

© 2018 was published by the

University of Kentucky Athletics Department,
Mitch Barnhart, Athletics Director

CREDITS

Written, Compiled & Edited by:

Eric Lindsey and Deb Moore

Assistant Editors: DeWayne Peevy, Jake Most

Cover Illustrations: Robert Generette III

Design & Layout: Brandon Kolditz

Printing: Welch Printing



QUICK FACTS

INSTITUTE PERSONNEL

President: Dr. Eli Capiluto (Alabama, '71)
Faculty Representative: Joseph L. Fink III
 (Philadelphia College of Pharmacy & Science, '70)
Athletics Director: Mitch Barnhart (Ottawa, '81)
Deputy Athletics Director/MBB Liaison:
 DeWayne Peevy (Montevallo, '96)
Athletics Phone Number: 859.257.8000

MEDIA INFORMATION

Primary Basketball Contact: Eric Lindsey (Kentucky, '08)
Lindsey's Email: eric.lindsey@uky.edu
Lindsey's Phone: 859.257.8429
Secondary Basketball Contact:
 Deb Moore (St. Bonaventure, '06)
Moore's Email: deb.moore@uky.edu
Moore's Phone: 859.257.8506
Assistant Basketball Contact:
 Jake Most (LSU, '12)

Most's Email: jake.most@uky.edu

Most's Phone: 859.218.1475

Office Phone: 859.257.3838

Office Fax: 859.323.4310

Office Address:

Athletics Communications and Public Relations
 Joe Craft Center, 338 Lexington Ave.
 Lexington, KY 40506-0019

Rupp Arena Press Row Phone: 859.252.3602

Website: UKathletics.com

Official Social Media Handle: @KentuckyMBB

Coach's Website: CoachCal.com

Coach's Social Media: @UKCoachCalipari

Best Time To Contact Coach Calipari:

Coordinate through SID

BASKETBALL STAFF

Head Coach: John Calipari (Clarion, '82)

Overall College Coaching Record:

Total:	678-202 (26 years) .770
On-Court:	720-204 (26 years) .779
UMass	193-71 (8 years) .731
Memphis	252-69 (9 years) .785
Kentucky	275-64 (9 years) .811

NCAA Appearances (Record):

Total	17 (44-16)
On-Court Total	19 (53-18)

Coaching Staff:

Kenny Payne (Louisville, '03)
 Tony Barbee (Massachusetts, '93)
 Joel Justus (UNC-Wilmington, '04)

Special Assistant to the Head Coach:

John Robic (Denison, '86)

Associate AD/Basketball Operations:

Chris Woolard (UCLA, '97)

Director of Basketball Administration:

Will Barton (Kentucky, '13)

Administrative Assistant to the Head Coach:

Lunetha Moseley

Administrative Assistants:

Linda Carmack, Brittany Furuyama, Olivia Antigua

Trainer:

 Chris Simmons (Memphis, '02)

Strength and Conditioning Coach:

Robert Harris (Kentucky State, '09)

Assistant Strength and Conditioning Coach:

Cameron Bird (Univ. of Technology, '12)

Recruiting Analyst:

 Brady Kennedy (Kentucky, '16)

Equipment Manager:

 Mark Evans (Kentucky, '13)

Team Physician:

 Dr. Scott Mair, Dr. Robert Hosey

RADIO NETWORK

Play-by-play Announcer: Tom Leach (859.224.1147)

Analyst: Mike Pratt (812.989.2802)

UK VIDEOTAPE FOOTAGE

UK Athletics Video:

Tim Asher (859.257.4830)

Greg Gorham (859.257.4087)

Brandon Carlisle (859.257.4087)

2017-18 REVIEW

Record: 26-11 (10-8 SEC, SECT Champions)

Home: 16-2, Away: 4-6, Neutral: 6-3

SEC Postseason Record:

 3-0

Defeated Tennessee, 77-72 (Championship - St. Louis)

NCAA Postseason Record:

 2-1

Lost to Kansas State, 61-58 (Sweet 16 - Atlanta)

Starters Returning/Lost:

 2/3

Players Returning/Lost:

 6/8

Top Returning Scorer: PJ Washington - 10.8 ppg

Top Returning Rebounder: PJ Washington - 5.7 rpg

Top Returning FG% (min. 100 FGA): Nick Richards - 61.6%

Top Returning FT% (min. 25 FTA): Quade Green - 80.8%

Percent of Points Returning: 32.0%

Percent of Rebounds Returning: 30.6%



TV CHART



0 GUARD

Quade Green

6-0 | 170 | Sophomore
Philadelphia | Neumann-Goretti



2 GUARD

Ashton Hagans


6-3 | 192 | Freshman
Cartersville, Ga. | Newton



3 GUARD

Keldon Johnson

6-6 | 211 | Freshman
South Hill, Va. | Oak Hill Academy



4 FORWARD

Nick Richards

6-11 | 244 | Sophomore
Kingston, Jamaica | The Patrick School



5 GUARD

Immanuel Quickley


6-3 | 185 | Freshman
Havre de Grace, Md. | The John Carroll School



10 GUARD

Jonny David

6-2 | 188 | Senior
Pittsburgh | Mt. Lebanon



12 GUARD

Brad Calipari


6-0 | 179 | Junior
Franklin Lakes, N.J. | MacDuffie School



13 GUARD

Jemari Baker Jr.

6-4 | 192 | RS-Freshman
Menifee, Calif. | Eleanor Roosevelt



14 GUARD

Tyler Herro

6-5 | 195 | Freshman
Milwaukee | Whitnall



21 G/F

Zan Payne

6-4 | 240 | Freshman
Lexington, Ky. | Lexington Catholic



22 FORWARD

Reid Travis

6-8 | 238 | Graduate Student
Minneapolis | Stanford



23 FORWARD

EJ Montgomery

6-10 | 225 | Freshman
Fort Pierce, Fla. | Wheeler



25 FORWARD

PJ Washington

6-8 | 228 | Sophomore
Dallas | Findlay Prep



2018-19 ROSTER

NUMERICAL

NO.	NAME	POS.	HT.	WT.	CL.	HOMETOWN (PREVIOUS SCHOOL)
0	Quade Green	G	6-0	170	So.	Philadelphia (Neumann-Goretti HS)
2	Ashton Hagans	G	6-3	190	Fr.	Cartersville, Ga. (Newton HS)
3	Keldon Johnson	G	6-6	211	Fr.	South Hill, Va. (Oak Hill Academy)
4	Nick Richards	F	6-11	244	So.	Kingston, Jamaica (The Patrick School)
5	Immanuel Quickley	G	6-3	185	Fr.	Havre de Grace, Md. (The John Carroll School)
10	Jonny David	G	6-2	188	Sr.	Pittsburgh (Mt. Lebanon HS)
12	Brad Calipari	G	6-0	179	Jr.	Franklin Lakes, N.J. (The MacDuffie School)
13	Jemarl Baker Jr.	G	6-4	192	R-Fr.	Menifee, Calif. (Eleanor Roosevelt HS)
14	Tyler Herro	G	6-5	195	Fr.	Milwaukee (Whitnall HS)
21	Zan Payne	G/F	6-4	240	Fr.	Lexington, Ky. (Lexington Catholic HS)
22	Reid Travis	F	6-8	238	GS	Minneapolis (Stanford University)
23	EJ Montgomery	F	6-10	225	Fr.	Fort Pierce, Fla. (Wheel HS)
25	PJ Washington	F	6-8	228	So.	Dallas (Findlay Prep)

ALPHABETICAL

NO.	NAME	POS.	HT.	WT.	CL.	HOMETOWN (PREVIOUS SCHOOL)
13	Jemarl Baker Jr.	G	6-4	192	R-Fr.	Menifee, Calif. (Eleanor Roosevelt HS)
12	Brad Calipari	G	6-0	179	Jr.	Franklin Lakes, N.J. (The MacDuffie School)
10	Jonny David	G	6-2	188	Sr.	Pittsburgh (Mt. Lebanon HS)
0	Quade Green	G	6-0	170	So.	Philadelphia (Neumann-Goretti HS)
2	Ashton Hagans	G	6-3	190	Fr.	Cartersville, Ga. (Newton HS)
14	Tyler Herro	G	6-5	195	Fr.	Milwaukee (Whitnall HS)
3	Keldon Johnson	G	6-6	211	Fr.	South Hill, Va. (Oak Hill Academy)
23	EJ Montgomery	F	6-10	225	Fr.	Fort Pierce, Fla. (Wheel HS)
21	Zan Payne	G/F	6-4	240	Fr.	Lexington, Ky. (Lexington Catholic HS)
5	Immanuel Quickley	G	6-3	185	Fr.	Havre de Grace, Md. (The John Carroll School)
4	Nick Richards	F	6-11	244	So.	Kingston, Jamaica (The Patrick School)
22	Reid Travis	F	6-8	238	GS	Minneapolis (Stanford University)
25	PJ Washington	F	6-8	228	So.	Dallas (Findlay Prep)

Head Coach:	John Calipari (Clarion, 1982)
Associate Head Coach:	Kenny Payne (Louisville, 2003)
Assistant Coaches:	Tony Barbee (UMass, 1993) Joel Justus (UNC Wilmington, 2004)
Special Asst. to the Head Coach:	John Robic (Denison, 1986)
Associate AD/Basketball Operations:	Chris Woolard (UCLA, 1997)
Director of Basketball Admin.:	Will Barton (Kentucky, 2013)
Strength Coach:	Robert Harris (Kentucky State, 2009)
Athletic Trainer:	Chris Simmons (Memphis, 2002)
Equipment Manager:	Mark Evans (Kentucky, 2013)
Recruiting Analyst:	Brady Kennedy (Kentucky, 2016)

**Up-to-date bios on each player and staff member can be found at UKathletics.com*



PRONUNCIATION GUIDE

JEMARL Baker	(Jamal)
Brad/John CALIPARI	(cal-uh-PEAR-ee)
Ashton HAGANS	(HAY-gens)
QUADE Green	(KWAH-DAY)

WILDCATS BY STATE

California (1)

Jemarl Baker Jr. (Menifee)

Florida (1)

EJ Montgomery (Fort Pierce)

Georgia (1)

Ashton Hagans (Cartersville)

Kentucky (1)

Zan Payne (Lexington)

Maryland (1)

Immanuel Quickley (Havre de Grace)

Minnesota (1)

Reid Travis (Minneapolis)

New Jersey (1)

Brad Calipari (Franklin Lakes)

Pennsylvania (2)

Jonny David (Pittsburgh)

Quade Green (Philadelphia)

Texas (1)

PJ Washington (Dallas)

Virginia (1)

Keldon Johnson (South Hill)

Wisconsin (1)

Tyler Herro (Milwaukee)

WILDCATS BY COUNTRY

Jamaica (1)

Nick Richards (Kingston)

WILDCATS BY CLASS

Graduate Students (1)

Reid Travis

Seniors (1)

Jonny David

Juniors (1)

Brad Calipari

Sophomores (3)

Quade Green

Nick Richards

PJ Washington

Freshmen (7)

Jemarl Baker Jr. (RS)

Ashton Hagans

Tyler Herro

Keldon Johnson

EJ Montgomery

Zan Payne

Immanuel Quickley

WILDCATS BY HEIGHT

Nick Richards 6-11

EJ Montgomery 6-10

Reid Travis 6-8

PJ Washington 6-8

Keldon Johnson 6-6

Tyler Herro 6-5

Jemarl Baker Jr. 6-4

Zan Payne 6-4

Ashton Hagans 6-3

Immanuel Quickley 6-3

Jonny David 6-2

Brad Calipari 6-0

Quade Green 6-0

COACHING STAFF



HEAD COACH

John Calipari
Clarion, 1982



ASSOCIATE HC

Kenny Payne
Louisville, 2003



ASSISTANT COACH

Tony Barbee
UMass, 1993



ASSISTANT COACH

Joel Justus
UNC Wilmington, 2004



SPECIAL ASST.

John Robic
Denison, 1986



ASSOC. AD OF OPS

Chris Woolard
UCLA, 1997



DIR. OF ADMIN.

Will Barton
Kentucky, 2013



STRENGTH COACH

Robert Harris
Kentucky State, 2009



TRAINER

Chris Simmons
Memphis, 2002



EQUIPMENT MGR.

Mark Evans
Kentucky, 2013



RECRUITING ANALYST

Brady Kennedy
Kentucky, 2016



SUPPORT STAFF

MEN'S BASKETBALL SUPPORT STAFF

Olivia Antigua - Assistant
 Tim Asher - Video Coordinator
 Cameron Bird - Asst. Strength and Conditioning Coach
 Linda Carmack - Administrative Assistant
 Monica Fowler - Nutritionist
 Lunetha Moseley - Administrative Assistant
 DeWayne Peevy - Deputy Director of Athletics
 Kevin Sergent - Associate AD for Compliance
 Michael Stone - Director of Academic Services

MEDICAL STAFF

Rob Hosey, M.D. - Head Team Physician
 Darren Johnson, M.D. - Orthopaedic Team Physician
 Trey Kirtley - Student Trainer
 Scott Mair, M.D. - Orthopaedic Team Physician
 Kyle Smoot, M.D. - Associate Head Team Physician

RUPP ARENA GAME DAY STAFF

Donnie Adkins - Shot Clock
 Kenny Bourne - Official Scorer
 Mike Fannin - Stats Crew
 Doug Hampton - Timeout Coordinator
 Charles Higginbotham - Committee of 101 President
 Brian Connors Manke - DV Sports Replay Official
 Jim Mazzoni - Stats Crew
 Holly Ratliff - Stats Crew
 Michael Stone - Scoreboard
 Tom Smith - Stats Crew
 Marcia Stone - Statistics Director
 Patrick Whitmer - Public Address Announcer

MEN'S BASKETBALL BRAND & CONTENT MANAGEMENT

Brandon Carlisle - Video Producer/Director
 Britney Howard - Athletics Photographer
 Greg Gorham - Video Producer/Director
 Brandon Gray - Graphic Designer
 Stephanie Guy - Communications and PR Coordinator
 Craig Hornberger - Senior Director of Creative Services
 Brandon Kolditz - Creative Director
 Tim Letcher - Website Coordinator
 Eric Lindsey - Director of Communications and PR
 Deb Moore - Assoc. Director of Communications and PR
 Jake Most - Asst. Director of Communications and PR
 Nathan Schwake - Associate AD of Marketing and Licensing
 Chet White - Director of Photography

JMI SPORTS

TJ Beisner - Editor of CoachCal.com
 Brent Carney - Host of "This is Kentucky Basketball"
 Tom Leach - Radio Play-by-Play Announcer
 Mike Pratt - Broadcast Analyst

MANAGERS

Taylor Beerman
 Michael Boorman
 Barrett Bouska
 Kyle Burns
 Kevin Gallagher
 Randy Gregory
 Alford Harris
 Vincent Manna
 Johnny Moran
 Robert Vent
 Sam Whitaker



2017-18 FINAL STATISTICS

#	PLAYER	GP-GS	MIN/AVG	-----TOTAL-----		-----3-PTS-----		FT-FTA	PCT	---REBOUNDS---	PF-FO	A	TO	BLK	STL	PTS/AVG
				FG-FGA	PCT	3FG-FGA	PCT									
5	Kevin Knox	37-37	1198/32.4	196-440	.445	57-167	.341	127-164	.774	33-167-200-5.4	82-1	53	85	10	31	576/15.6
22	S. Gilgeous-Alexander	37-24	1248/33.7	183-377	.485	23-57	.404	143-175	.817	33-120-153-4.1	62-0	189	100	18	61	532/14.4
25	P.J. Washington	37-30	1012/27.4	135-260	.519	5-21	.238	126-208	.606	67-144-211-5.7	100-4	57	71	31	28	401/10.8
3	Hamidou Diallo	37-37	918/24.8	134-313	.428	26-77	.338	77-125	.616	33-102-135-3.6	96-4	46	51	13	28	371/10.0
0	Quade Green	34-13	869/25.6	116-257	.451	41-109	.376	42-52	.808	13-47-60-1.8	55-0	91	55	0	11	315/9.3
32	Wenyen Gabriel	37-7	854/23.1	87-197	.442	42-106	.396	35-56	.625	65-133-198-5.4	113-4	21	41	40	30	251/6.8
2	Jarred Vanderbilt	14-0	238/17.0	29-68	.426	0-1	.000	24-38	.632	46-64-110-7.9	37-1	14	15	11	6	82/5.9
4	Nick Richards	37-37	543/14.7	69-112	.616	0-0	.000	51-71	.718	55-108-163-4.4	76-1	9	26	33	3	189/5.1
1	Sacha Killeya-Jones	34-0	467/13.7	45-77	.584	0-1	.000	22-39	.564	43-56-99-2.9	72-0	8	23	19	7	112/3.3
14	Tai Wynyard	8-0	43/5.4	3-7	.429	0-0	.000	2-2	1.000	6-8-14-1.8	8-0	0	3	1	3	8/1.0
12	Brad Callipari	12-0	28/2.3	1-7	.143	1-7	.143	0-0	.000	0-2-2-0.2	0-0	1	2	0	0	3/0.3
30	Dillon Pulliam	5-0	3/0.6	0-0	.000	0-0	.000	0-0	.000	0-0-0-0.0	0-0	0	0	0	0	0/0.0
12	Jonny David	6-0	4/0.7	0-0	.000	0-0	.000	0-0	.000	0-0-0-0.0	1-0	0	2	0	0	0/0.0
TM	TEAM.....									57-64-121-3.2						
Total		37	7425	998-2115	.472	195-546	.357	649-930	.698	441-987-1428-38.6	702	489	481	176	208	2840/76.8
Opponents		37	7425	905-2242	.404	287-955	.301	502-725	.692	443-796-1239-33.5	761	472	436	134	212	2599/70.2

SCORE BY PERIODS:	1st	2ND	OT	OT2	TOTAL
Kentucky	1343	1485	12		2840
Opponents	1229	1360	10		2599



2017-18 FINAL SEC STATISTICS

#	PLAYER	GP-GS	MIN/AVG	I-----TOTAL-----I		I-----3+PTS-----I		FT-FTA	PCT	I--REBOUNDS--I		PF-FO	A	TO	BLK	STL	PTS/AVG
				FG-FGA	PCT	3FG-FGA	PCT			OFF-DEF-TOT-AVG							
22	S. Gilgeous-Alexander	18-15	650/36.1	95-206	.461	10-25	.400	72-89	.809	16-56-72-4.0	27-0	96	53	14	22	272/15.1	
5	Kevin Knox	18-18	566/31.4	88-205	.429	27-79	.342	68-85	.800	15-74-89-4.9	39-0	19	33	2	15	271/15.1	
25	P.J. Washington	18-11	496/27.6	66-134	.493	2-13	.154	64-103	.621	32-66-98-5.4	50-1	24	31	15	19	198/11.0	
0	Quade Green	15-3	410/27.3	56-127	.441	22-57	.386	20-27	.741	7-23-30-2.0	27-0	26	20	0	7	154/10.3	
3	Hamidou Diallo	18-18	413/22.9	42-121	.347	10-36	.278	32-55	.582	14-42-56-3.1	46-3	14	24	6	10	126/7.0	
2	Jarred Vanderbilt	13-0	227/17.5	29-63	.460	0-1	.000	23-36	.639	39-60-99-7.6	36-1	12	14	11	6	81/6.2	
32	Wenyen Gabriel	18-7	398/22.1	39-95	.411	17-54	.315	9-19	.474	25-61-86-4.8	62-3	7	25	11	13	104/5.8	
4	Nick Richards	18-18	257/14.3	26-43	.605	0-0	.000	22-31	.710	20-47-67-3.7	36-1	2	10	12	2	74/4.1	
1	Sacha Killeya-Jones	16-0	190/11.9	16-24	.667	0-1	.000	8-16	.500	18-22-40-2.5	33-0	4	12	5	2	40/2.5	
12	Brad Calipari	5-0	11/2.2	1-4	.250	1-4	.250	0-0	.000	0-1-1-0.2	0-0	0	1	0	0	3/0.6	
14	Tai Wynyard	1-0	7/7.0	0-1	.000	0-0	.000	0-0	.000	1-0-1-1.0	1-0	0	0	0	1	0/0.0	
10	Jonny David	1-0	0/0.0	0-0	.000	0-0	.000	0-0	.000	0-0-0-0.0	0-0	0	0	0	0	0/0.0	
TM	TEAM.....									26-33-59-3.3	2		9				
Total		18	3625	458-1023	.448	89-270	.330	318-461	.690	216-468-684-38.0	357	204	226	76	97	1323/73.5	
Opponents		18	3625	447-1064	.420	127-449	.283	273-395	.691	201-410-611-33.9	372	242	204	73	97	1294/71.9	

SCORE BY PERIODS:			
	1st	2ND	OT
Kentucky	616	695	12
Opponents	609	675	10
		TOTAL	TOTAL
		1323	1294

2017-18 GAME-BY-GAME STATISTICS

OPPONENT	DATE	SCORE	W/L	FG-FGA	PCT	3FG-FGA	PCT	FT-FTA	PCT	REBOUNDS				PF	A	TO	BLK	STL	PTS
										OFF	DEF	TOT							
UK	11/10/17	73-63	W	26-66	.394	5-15	.333	16-23	.696	18-20	38	17	14	8	11	73			
UTAH VALLEY				23-56	.411	5-18	.278	12-18	.667	16-23	39	20	12	20	8	63			
UK	11/12/17	73-69	W	26-56	.464	3-9	.333	18-23	.783	8-28	36	17	15	10	4	3	73		
VERMONT				26-58	.448	10-29	.345	7-13	.538	6-21	27	18	14	7	1	69			
vs. #4/3 Kansas	11/14/17	65-61	L	23-55	.418	3-13	.231	12-18	.667	10-29	39	20	14	18	10	7	61		
UK				24-68	.353	8-28	.286	9-16	.563	18-21	39	15	17	11	2	12	65		
UK	11/17/17	78-61	W	33-58	.569	9-16	.563	3-15	.200	13-27	40	20	17	22	8	6	78		
ETSU				22-68	.324	8-31	.258	9-14	.643	19-18	37	19	14	16	2	8	61		
UK	11/20/17	70-62	W	26-59	.441	3-9	.333	15-23	.652	15-38	53	16	13	16	2	3	70		
TROY				23-64	.359	4-27	.148	12-16	.750	6-24	30	20	9	6	5	5	62		
UK	11/22/17	86-67	W	33-55	.600	5-11	.455	15-24	.625	12-32	44	18	17	16	3	6	86		
FORT WAYNE				24-60	.400	12-37	.324	7-14	.500	7-14	21	20	13	10	0	8	67		
UK	11/26/17	107-73	W	42-63	.667	4-12	.333	19-28	.679	10-27	37	19	22	15	7	6	107		
UIC				26-64	.406	5-18	.278	16-24	.667	15-18	33	22	7	21	6	7	73		
UK	12/2/17	79-70	W	26-56	.464	2-14	.143	25-30	.833	8-29	37	15	13	10	9	9	79		
HARVARD				23-62	.371	12-28	.429	12-17	.706	12-24	36	21	13	15	3	4	70		
UK	12/9/17	93-76	W	31-58	.534	7-19	.368	24-32	.750	14-30	44	18	20	19	8	7	93		
vs. Monmouth				26-70	.371	10-29	.345	14-18	.778	16-18	34	21	20	15	2	10	76		
UK	12/16/17	93-86	W	33-68	.485	11-22	.500	16-24	.667	14-19	33	16	18	11	4	8	93		
RV/RV VIRGINIA TECH				32-55	.582	10-22	.455	12-17	.706	6-24	30	22	18	19	1	3	86		
UK	12/23/17	83-75	L	29-68	.426	6-21	.286	11-16	.688	16-20	36	16	14	14	3	8	75		
vs. UCLA				29-61	.475	12-30	.400	13-15	.867	11-26	37	14	14	14	2	12	83		
UK	12/29/17	90-61	W	30-62	.484	6-13	.462	24-30	.800	12-32	44	19	13	11	5	5	90		
RV/RV LOUISVILLE				24-69	.348	3-25	.120	10-13	.769	13-24	37	25	10	11	5	3	61		
UK	12/31/17	66-61	W	17-54	.315	5-16	.313	27-38	.711	15-27	42	23	10	9	6	8	66		
GEORGIA*				23-58	.397	2-21	.095	13-21	.619	14-24	38	26	10	15	3	2	61		
UK	1/3/18	74-71	W	31-61	.508	5-12	.417	7-13	.538	10-25	35	10	13	14	3	6	74		
at LSU*				29-65	.446	6-24	.250	7-9	.778	10-24	34	14	14	11	5	6	71		



OPPONENT	DATE	SCORE	W/L	FG-FGA	PCT	3FG-FGA	PCT	FT-FTA	PCT	REBOUNDS					PTS		
										OFF	DEF	TOT	PF	A		TO	BLK
UK	1/6/18	76-65	L	24-52	.462	7-19	.368	10-16	.625	8-22	30	23	14	16	4	7	65
at #23/22 Tennessee*				25-45	.455	8-22	.364	18-24	.750	12-25	37	16	23	12	4	8	76
UK	1/9/18	74-73	W	24-43	.558	4-12	.333	22-34	.647	7-21-28	18	10	10	12	2	5	74
RV/RV TEXAS A&M*				26-52	.500	7-21	.333	14-24	.583	10-17-27	25	14	12	5	4	73	
UK	1/13/18	74-67	W	23-43	.535	3-10	.300	25-37	.676	9-26-35	19	11	11	7	3	74	
at Vanderbilt*				21-55	.382	6-25	.240	19-27	.704	12-18-30	23	11	7	4	6	67	
UK	1/16/18	76-68	L	22-49	.449	1-11	.091	23-36	.639	6-29-35	32	7	16	5	5	68	
at South Carolina*				23-61	.377	5-23	.217	25-38	.658	14-26-40	27	11	9	1	7	76	
UK	1/20/18	66-64	L	26-65	.400	4-17	.235	8-12	.667	16-33-49	17	13	17	4	4	64	
RV/RV FLORIDA*				22-66	.333	6-30	.200	16-25	.640	14-24-38	14	12	7	4	6	66	
UK	1/23/18	78-65	W	25-58	.431	5-14	.357	23-30	.767	13-28-41	13	11	11	5	7	78	
MISSISSIPPI STATE*				26-67	.388	5-29	.172	8-10	.800	10-21-31	23	16	11	4	5	65	
UK	1/27/18	83-76	W	26-58	.448	8-18	.444	23-29	.793	21-28-49	20	16	16	7	1	83	
at #7/7 West Virginia				27-68	.397	10-24	.417	12-18	.667	17-17-34	23	12	6	7	6	76	
UK	1/30/18	83-81	W ^{OT}	29-64	.453	5-14	.357	20-27	.741	10-25-35	22	7	9	4	6	83	
VANDERBILT*				28-59	.475	9-25	.360	16-23	.696	10-27-37	23	14	15	3	3	81	
UK	2/3/18	69-60	L	21-67	.313	2-20	.100	16-23	.696	20-20-40	29	9	12	2	7	60	
at Missouri*				19-41	.463	7-23	.304	24-33	.727	7-29-36	20	13	20	8	3	69	
UK	2/6/18	61-59	L	19-45	.422	3-14	.214	18-25	.720	7-23-30	18	7	15	4	4	59	
#15/14 TENNESSEE*				22-52	.423	5-21	.238	12-14	.857	8-24-32	19	10	13	4	9	61	
UK	2/10/18	85-74	L	30-66	.455	6-15	.400	8-17	.471	13-30-43	21	15	12	5	3	74	
at Texas A&M*				31-66	.470	9-23	.391	14-23	.609	12-28-40	18	16	9	6	5	85	
UK	2/14/18	76-66	L	25-54	.463	3-14	.214	13-20	.650	7-29-36	21	9	14	4	2	66	
at #10/11 Auburn*				28-60	.367	8-27	.296	24-28	.857	9-25-34	17	12	7	5	9	76	
UK	2/17/18	81-71	W	28-64	.438	4-11	.364	21-28	.750	20-24-44	19	10	13	4	5	81	
RV/RV ALABAMA*				26-55	.473	6-24	.250	13-21	.619	9-18-27	22	11	13	3	3	71	
UK	2/20/18	87-72	W	31-67	.463	8-21	.381	17-20	.850	18-28-46	19	16	11	4	7	87	
at Arkansas*				25-63	.397	9-26	.346	13-18	.722	11-18-29	19	14	9	7	3	72	
UK	2/24/18	87-66	W	28-51	.549	10-16	.625	21-28	.750	9-27-36	19	17	9	6	5	87	
RV/NR MISSOURI*				21-58	.362	10-31	.323	14-22	.636	14-18-32	24	7	12	1	4	66	



OPPONENT	DATE	SCORE	W/L	FG-FGA	PCT	3FG-FGA	PCT	FT-FTA	PCT	REBOUNDS		PF	A	TO	Blk	STL	PTS
										OFF	DEF-TOT						
UK	2/28/18	96-78	W	31-62	.500	8-18	.444	26-35	.743	12-31-43	17	19	12	5	9	96	
OLE MISS*				30-74	.405	9-30	.300	9-15	.600	13-22-35	22	19	12	3	6	78	
UK	3/3/18	80-67	L	24-58	.414	6-16	.375	13-22	.591	16-20-36	17	6	13	2	4	67	
at RV/RV Florida*				28-57	.491	10-24	.417	14-20	.700	12-22-34	20	15	10	3	8	80	
UK	3/9/18	62-49	W	26-61	.426	5-17	.294	5-10	.500	12-27-39	16	14	5	1	4	62	
vs. Georgia (SEC Tournament)				15-53	.283	6-23	.261	13-21	.619	16-26-42	13	5	11	6	3	49	
UK	3/10/18	86-63	W	27-42	.643	12-18	.667	20-28	.714	1-26-27	18	20	10	5	4	86	
vs. Alabama (SEC Tournament)				22-58	.379	8-24	.333	11-15	.733	13-18-31	22	6	11	3	4	63	
UK	3/11/18	77-72	W	25-50	.500	7-16	.438	20-24	.833	11-21-32	19	9	10	6	6	77	
vs. #13/12 Tennessee (SEC Tournament)				23-62	.371	10-27	.370	16-20	.800	18-16-34	21	14	10	3	4	72	
UK	3/15/18	78-73	W	26-51	.510	0-6	.000	26-32	.813	6-30-36	19	11	10	3	6	78	
vs. RV/RV Davidson (NCAA Tournament)				24-61	.393	11-33	.333	14-17	.824	8-20-28	22	12	9	2	2	73	
UK	3/17/18	95-75	W	36-64	.563	7-15	.467	16-23	.696	13-29-42	20	16	13	4	6	95	
vs. RV/RV Buffalo (NCAA Tournament)				26-67	.388	7-31	.226	16-22	.727	14-16-30	21	8	10	1	4	75	
UK	3/22/18	61-58	L	16-42	.381	3-12	.250	23-37	.622	11-27-38	21	6	15	3	5	58	
vs. RV/RV Kansas State (NCAA Tournament)				19-54	.352	9-22	.409	14-22	.636	11-18-29	30	12	10	2	11	61	
Kentucky		2840		998-2115	.472	195-546	.357	649-930	.698	441-987-1428	702	489	481	176	208	2840	
Opponents		2599		905-2242	.404	287-955	.301	502-725	.692	443-796-1239	761	472	436	134	212	2599	

Home games in all CAPS

*SEC games



2017-18 INDIVIDUAL GAME-BY-GAME STATISTICS

#0 QUADE GREEN | 2017-18 GAME-BY-GAME STATS

DATE	OPPONENT	MIN	FG-A	FG PCT.	3FG-A	3FG PCT.	FT-A	FT PCT.	O-D-T	PF	A	TO	BLK	STL	PTS
N. 10	UTAH VALLEY	21	0-4	.000	0-1	.000	4-4	1.000	0-0-0	1	1	0	0	0	4
N. 12	VERMONT	26	6-11	.545	1-2	.500	2-2	1.000	1-3-4	1	4	1	0	0	15
N. 14	vs. #4/3 Kansas [Chicago]	21	2-7	.286	0-2	.000	2-2	1.000	0-1-1	1	2	0	0	0	6
N. 17	ETSU	26	9-13	.692	3-5	.600	0-1	.000	0-0-1	1	3	3	0	1	21
N. 20	TROY	26	5-10	.500	1-2	.500	2-2	1.000	0-3-3	2	3	3	0	0	13
N. 22	FORT WAYNE	22	5-6	.833	1-1	1.000	0-0	.000	2-2-4	1	5	3	0	0	11
N. 26	UIC	21	5-7	.714	2-3	.667	0-0	.000	0-6-2	2	4	4	0	1	12
D. 2	HARVARD	30	1-5	.200	0-2	.000	0-0	.000	0-2-2	2	5	2	0	1	2
D. 9	vs. Monmouth [New York]	16	4-6	.667	1-2	.500	0-0	.000	1-2-3	2	5	1	0	0	9
D. 16	RV/RV VIRGINIA TECH	27	6-12	.500	2-5	.400	3-4	.750	1-0-1	1	5	1	0	0	17
D. 23	vs. UCLA [New Orleans]	20	1-7	.143	0-4	.000	0-0	.000	0-0-0	0	2	3	0	0	2
D. 29	RV/RV LOUISVILLE	27	4-6	.667	3-4	.750	2-2	1.000	0-0-3	3	5	3	0	0	13
D. 31	GEORGIA*	25	4-10	.400	1-4	.250	6-8	.750	1-3-4	2	1	2	0	0	15
J. 3	at LSU*	31	3-6	.500	0-1	.000	1-2	.500	0-3-3	0	2	3	0	0	7
J. 6	at #23/22 Tennessee*	33	5-14	.357	3-7	.429	1-2	.500	0-0-0	3	4	2	0	1	14
J. 20	RV/RV FLORIDA*	17	1-8	.125	0-4	.000	0-0	.000	0-0-0	1	2	0	0	0	2
J. 23	MISSISSIPPI STATE*	20	0-2	.000	0-1	.000	4-4	1.000	0-0-1	0	1	0	0	0	4
J. 27	at #7/7 West Virginia	27	2-5	.400	2-4	.500	2-2	1.000	0-2-2	1	4	4	0	1	8
J. 30	VANDERBILT*	31	5-11	.455	2-4	.500	0-0	.000	0-0-0	3	0	1	0	0	12
F. 3	at Missouri*	23	2-11	.182	1-6	.167	0-0	.000	1-1-2	1	0	1	0	2	5
F. 6	#15/14 TENNESSEE*	29	6-10	.600	2-3	.667	1-2	.500	0-4-4	0	0	2	0	0	15
F. 10	at Texas A&M*	26	3-7	.429	2-5	.400	0-0	.000	1-3-4	3	1	0	0	0	8
F. 14	at #10/11 Auburn	24	2-5	.400	0-2	.000	3-4	.750	0-1-1	1	1	3	0	0	7
F. 17	RV/RV ALABAMA*	31	5-6	.833	2-2	1.000	0-1	.000	2-0-2	3	4	0	0	1	12
F. 20	at RV/RV Arkansas*	34	4-12	.333	2-7	.286	2-2	1.000	2-4-2	2	4	1	0	0	12
F. 24	RV/NR MISSOURI*	29	5-6	.833	2-2	1.000	0-0	.000	0-2-2	2	3	2	0	1	12
F. 28	OLE MISS*	30	7-12	.583	2-6	.333	2-2	1.000	0-1-1	2	4	1	0	2	18
M. 3	at RV/RV Florida*	27	4-7	.571	3-3	1.000	0-0	.000	0-1-1	3	0	1	0	0	11
M. 9	vs. Georgia [SEC]	26	0-5	.000	0-3	.000	0-0	.000	0-0-0	3	1	0	0	0	0
M. 10	vs. Alabama [SEC]	31	1-4	.250	0-2	.000	0-0	.000	1-0-1	1	8	0	0	0	2
M. 11	vs. #13/12 Tennessee [SEC]	28	3-5	.600	0-1	.000	4-4	1.000	0-0-0	0	2	1	0	0	10
M. 15	vs. RV/RV Davidson [NCAA]	19	2-3	.667	0-1	.000	0-0	.000	0-1-1	3	2	2	0	0	4
M. 17	vs. RV/RV Buffalo [NCAA]	20	2-9	.222	1-4	.250	1-2	.500	0-0-0	1	3	1	0	0	6
M. 22	vs. RV/RV Kansas St. [NCAA]	25	2-5	.400	2-4	.500	0-0	.000	0-2-2	2	1	3	0	0	6

#1 SACHA KILLEVA-JONES | 2017-18 GAME-BY-GAME STATS

DATE	OPPONENT	MIN	FG-A	FG PCT.	3FG-A	3FG PCT.	FT-A	FT PCT.	O-D-T	PF	A	TO	BLK	STL	PTS
N. 10	UTAH VALLEY	15	2-3	.667	0-0	.000	0-2	.000	2-0-2	4	0	1	1	1	4
N. 12	VERMONT	18	1-2	.500	0-0	.000	4-4	1.000	2-2-4	0	0	0	0	0	6
N. 14	vs. #4/3 Kansas [Chicago]	23	4-6	.667	0-0	.000	0-3	.000	4-5-9	3	2	0	3	0	8
N. 17	ETSU	25	2-6	.333	0-0	.000	0-0	.000	6-2-8	3	1	3	3	2	4
N. 20	TROY	17	1-4	.250	0-0	.000	0-0	.000	1-3-4	1	1	0	0	0	2
N. 22	FORT WAYNE	10	2-4	.500	0-0	.000	0-0	.000	1-2-3	2	0	1	1	0	4
N. 26	UIC	12	1-2	.500	0-0	.000	0-0	.000	1-2-3	1	0	1	0	0	2
D. 2	HARVARD	18	4-4	1.000	0-0	.000	1-2	.500	0-2-2	0	0	0	2	0	9
D. 16	RV/RV VIRGINIA TECH	7	0-0	.000	0-0	.000	0-0	.000	0-1-1	2	0	0	0	0	0
D. 23	vs. UCLA [New Orleans]	6	0-1	.000	0-0	.000	2-2	1.000	2-1-3	3	0	0	0	2	2
D. 29	RV/RV LOUISVILLE	19	3-5	.600	0-0	.000	2-3	.667	2-2-4	4	0	0	0	0	8
D. 31	GEORGIA*	21	0-1	.000	0-0	.000	0-0	.000	1-1-2	3	1	1	1	0	0
J. 3	at LSU*	12	1-3	.333	0-0	.000	0-2	.000	2-3-5	0	3	1	0	0	2
J. 6	at #23/22 Tennessee*	16	1-1	1.000	0-0	.000	2-2	1.000	1-2-3	4	0	1	0	0	4
J. 9	RV/RV TEXAS A&M*	19	1-2	.500	0-1	.000	2-3	.667	3-2-5	2	0	0	0	0	4
J. 13	at Vanderbilt*	15	2-2	1.000	0-0	.000	0-0	.000	1-1-2	3	0	0	1	1	4
J. 16	at South Carolina*	19	2-2	1.000	0-0	.000	1-3	.333	0-3-4	4	0	1	1	0	5
J. 20	RV/RV FLORIDA*	12	3-3	1.000	0-0	.000	1-1	1.000	2-1-3	3	0	3	0	0	7
J. 23	MISSISSIPPI STATE*	10	1-3	.333	0-0	.000	0-1	.000	2-1-3	0	0	1	0	0	2
J. 27	at #7/7 West Virginia	11	2-2	1.000	0-0	.000	0-0	.000	0-0-0	2	0	0	0	0	4
J. 30	VANDERBILT*	12	1-1	1.000	0-0	.000	0-0	.000	1-2-3	3	0	0	1	0	2
F. 3	at Missouri*	21	2-3	.667	0-0	.000	0-2	.000	2-2-4	4	0	1	0	0	4
F. 6	#15/14 TENNESSEE*	5	0-0	.000	0-0	.000	2-2	1.000	0-1-1	2	0	1	0	0	2
F. 17	RV/RV ALABAMA*	5	0-0	.000	0-0	.000	0-0	.000	1-1-2	1	0	1	0	0	0
F. 20	at RV/RV Arkansas*	7	1-2	.500	0-0	.000	0-0	.000	2-0-2	2	0	0	0	0	2
F. 24	RV/NR MISSOURI*	5	0-0	.000	0-0	.000	0-0	.000	0-0-0	2	0	0	0	1	0
F. 28	OLE MISS*	7	0-0	.000	0-0	.000	0-0	.000	0-2-2	0	0	1	1	0	0
M. 3	at RV/RV Florida*	4	1-1	1.000	0-0	.000	0-0	.000	0-0-0	0	0	0	0	0	2
M. 9	vs. Georgia [SEC]	11	0-2	.000	0-0	.000	1-2	.500	0-1-1	3	0	0	0	0	1
M. 10	vs. Alabama [SEC]	16	3-3	1.000	0-0	.000	0-0	.000	0-5-5	2	0	3	2	0	6



2017-18 INDIVIDUAL GAME-BY-GAME STATISTICS

M. 11	vs. #13/12 Tennessee [SEC]	20	1-2	.500	0-0	.000	0-0	.000	2-1-3	3	0	0	2	0	2
M. 15	vs. RV/RV Davidson [NCAA]	24	2-5	.400	0-0	.000	4-5	.800	2-4-6	1	0	0	0	0	8
M. 17	vs. RV/RV Buffalo [NCAA]	11	1-1	1.000	0-0	.000	0-0	.000	0-1-1	4	0	1	0	0	2
M. 22	vs. RV/RV Kansas St. [NCAA]	14	0-1	.000	0-0	.000	0-0	.000	0-0-0	1	0	1	0	0	0

#2 JARRED VANDERBILT | 2017-18 GAME-BY-GAME STATS

DATE	OPPONENT	MIN	FG-A	FG PCT.	3FG-A	3FG PCT.	FT-A	FT PCT.	O-D-T	PF	A	TO	BLK	STL	PTS
J. 16	at South Carolina*	14	2-5	.400	0-0	.000	2-4	.500	1-4-5	2	3	2	1	0	6
J. 20	RV/RV FLORIDA*	13	2-5	.400	0-0	.000	0-0	.000	2-4-6	2	0	0	0	0	4
J. 23	MISSISSIPPI STATE*	11	1-7	.143	0-0	.000	0-0	.000	4-3-7	2	0	0	1	0	2
J. 27	at #7/7 West Virginia	11	0-5	.000	0-0	.000	1-2	.500	7-4-11	1	2	1	0	0	1
J. 30	VANDERBILT*	7	1-2	.500	0-0	.000	1-2	.500	1-2-3	3	0	1	0	1	3
F. 3	at Missouri*	16	1-5	.200	0-0	.000	6-6	1.000	4-6-10	4	1	1	1	1	8
F. 6	#15/14 TENNESSEE*	15	2-3	.667	0-1	.000	0-0	.000	1-0-1	3	0	2	0	1	4
F. 10	at Texas A&M*	24	3-7	.429	0-0	.000	1-2	.500	3-4-7	5	1	3	0	0	7
F. 14	at #10/11 Auburn	21	1-1	1.000	0-0	.000	1-2	.500	2-8-10	3	3	0	2	0	3
F. 17	RV/RV ALABAMA*	19	4-10	.400	0-0	.000	3-4	.750	5-4-9	2	0	1	2	0	11
F. 20	at RV/RV Arkansas*	19	4-6	.667	0-0	.000	3-4	.750	6-3-9	3	0	1	0	1	11
F. 24	RV/NR MISSOURI*	27	4-4	1.000	0-0	.000	3-7	.429	3-12-15	1	2	1	3	0	11
F. 28	OLE MISS*	24	2-4	.500	0-0	.000	1-3	.333	3-8-11	2	2	1	0	1	5
M. 3	at RV/RV Florida*	17	2-4	.500	0-0	.000	2-2	1.000	4-2-6	4	0	1	1	1	6

#3 HAMIDOU DIALLO | 2017-18 GAME-BY-GAME STATS

DATE	OPPONENT	MIN	FG-A	FG PCT.	3FG-A	3FG PCT.	FT-A	FT PCT.	O-D-T	PF	A	TO	BLK	STL	PTS
N. 10	UTAH VALLEY	25	8-16	.500	2-4	.500	0-0	.000	2-3-5	2	3	1	0	0	18
N. 12	VERMONT	30	6-13	.462	1-2	.500	3-4	.750	0-1-4	4	3	0	1	1	16
N. 14	vs. #4/3 Kansas [Chicago]	30	4-11	.364	0-3	.000	6-7	.857	2-3-5	3	4	3	0	1	14
N. 17	ETSU	27	3-7	.429	0-1	.000	1-2	.500	0-4-2	2	0	2	1	1	7
N. 20	TROY	29	3-12	.250	0-1	.000	2-6	.333	3-7-10	3	1	2	0	1	8
N. 22	FORT WAYNE	28	3-7	.429	2-3	.667	0-0	.000	0-4-4	4	3	2	0	1	8
N. 26	UIC	26	8-11	.727	0-0	.000	3-3	1.000	1-2-3	3	4	3	0	1	19
D. 2	HARVARD	26	7-16	.438	0-3	.000	5-6	.833	1-5-6	2	2	1	0	2	19
D. 9	vs. Monmouth [New York]	30	8-13	.615	1-2	.500	6-10	.600	1-3-4	2	1	1	0	0	23
D. 16	RV/RV VIRGINIA TECH	34	7-16	.438	4-7	.571	2-4	.500	2-3-5	2	2	3	0	3	20
D. 23	vs. UCLA [New Orleans]	29	7-18	.389	1-5	.200	3-5	.600	0-4-4	3	1	2	0	0	18
D. 29	RV/RV LOUISVILLE	29	5-11	.455	1-2	.500	3-6	.500	1-5-6	2	0	1	0	2	14
D. 31	GEORGIA*	34	3-8	.375	0-1	.000	4-8	.500	3-7-10	3	0	0	0	1	10
J. 3	at LSU*	22	3-8	.375	1-2	.500	0-0	.000	1-1-2	1	0	4	0	1	7
J. 6	at #23/22 Tennessee*	16	2-5	.400	1-2	.500	0-0	.000	0-4-4	5	2	1	0	0	5
J. 9	RV/RV TEXAS A&M*	34	6-9	.667	0-2	.000	6-9	.667	0-1-1	3	2	0	0	0	18
J. 13	at Vanderbilt*	39	2-7	.286	1-2	.500	5-8	.625	1-2-3	4	1	1	2	0	10
J. 16	at South Carolina*	25	1-5	.200	0-0	.000	3-6	.500	1-2-3	5	0	2	0	1	5
J. 20	RV/RV FLORIDA*	31	3-8	.375	1-4	.250	1-2	.500	1-5-6	2	3	2	1	1	8
J. 23	MISSISSIPPI STATE*	27	3-8	.375	0-2	.000	0-1	.000	0-7-7	2	2	3	2	2	6
J. 27	at #7/7 West Virginia	25	4-8	.500	1-1	1.000	4-5	.800	1-2-3	3	2	2	0	0	13
J. 30	VANDERBILT*	21	0-3	.000	0-1	.000	2-4	.500	0-1-1	0	1	0	0	0	2
F. 3	at Missouri*	22	3-8	.375	0-2	.000	2-2	1.000	1-2-3	5	0	2	0	0	8
F. 6	#15/14 TENNESSEE*	13	0-3	.000	0-2	.000	0-0	.000	0-0-0	2	0	2	0	0	0
F. 10	at Texas A&M*	20	5-11	.455	1-4	.250	2-4	.500	1-1-2	4	0	0	0	0	13
F. 14	at #10/11 Auburn	16	1-5	.200	0-1	.000	1-3	.333	0-2-2	2	0	4	0	0	3
F. 17	RV/RV ALABAMA*	15	3-9	.333	0-1	.000	2-2	1.000	1-3-4	1	0	1	0	0	8
F. 20	at RV/RV Arkansas*	10	0-1	.000	0-1	.000	2-2	1.000	0-1-1	2	0	1	0	1	2
F. 24	RV/NR MISSOURI*	25	4-10	.400	3-3	1.000	0-0	.000	0-2-2	2	2	0	1	1	11
F. 28	OLE MISS*	20	3-6	.500	2-3	.667	1-2	.500	1-0-1	2	0	0	0	1	9
M. 3	at RV/RV Florida*	23	0-7	.000	0-3	.000	1-2	.500	3-1-4	1	1	1	0	1	1
M. 9	vs. Georgia [SEC]	21	3-5	.600	1-1	1.000	0-0	.000	1-1-2	1	0	0	0	1	7
M. 10	vs. Alabama [SEC]	19	3-6	.500	1-2	.500	2-4	.500	0-1-1	5	1	1	0	0	9
M. 11	vs. #13/12 Tennessee [SEC]	23	0-2	.000	0-1	.000	0-0	.000	1-0-1	2	3	0	0	0	0
M. 15	vs. RV/RV Davidson [NCAA]	26	3-4	.750	0-1	.000	2-2	1.000	0-3-3	1	1	0	3	1	8
M. 17	vs. RV/RV Buffalo [NCAA]	35	9-12	.750	1-1	1.000	3-6	.500	2-6-8	2	1	2	2	1	22
M. 22	vs. RV/RV Kansas St. [NCAA]	13	1-4	.250	0-1	.000	0-0	.000	1-3-4	4	0	1	0	0	2

#4 NICK RICHARDS | 2017-18 GAME-BY-GAME STATS

DATE	OPPONENT	MIN	FG-A	FG PCT.	3FG-A	3FG PCT.	FT-A	FT PCT.	O-D-T	PF	A	TO	BLK	STL	PTS
N. 10	UTAH VALLEY	24	4-7	.571	0-0	.000	2-3	.667	2-1-3	3	0	2	3	1	10
N. 12	VERMONT	13	1-2	.500	0-0	.000	0-0	.000	2-2-4	2	1	0	0	0	2
N. 14	vs. #4/3 Kansas [Chicago]	13	1-4	.250	0-0	.000	0-0	.000	2-7-9	3	0	3	1	0	2
N. 17	ETSU	11	1-1	1.000	0-0	.000	0-1	.000	0-3-3	3	0	0	0	0	2
N. 20	TROY	12	3-5	.600	0-0	.000	2-2	1.000	4-4-8	2	0	0	0	0	8
N. 22	FORT WAYNE	26	9-10	.900	0-0	.000	7-7	1.000	5-10-15	4	1	1	2	0	25
N. 26	UIC	22	4-6	.667	0-0	.000	3-5	.600	1-2-3	1	1	0	3	0	11
D. 2	HARVARD	20	3-5	.600	0-0	.000	3-4	.750	2-5-7	3	1	0	3	0	9



D. 9	vs. Monmouth [New York]	18	5-7	.714	0-0	.000	0-0	.000	4-4-8	3	0	2	1	0	10
D. 16	RV/RV VIRGINIA TECH	22	3-5	.600	0-0	.000	2-4	.500	3-3-6	2	1	1	3	0	8
D. 23	vs. UCLA [New Orleans]	26	3-5	.600	0-0	.000	1-2	.500	1-5-6	1	2	2	1	0	7
D. 29	RV/RV LOUISVILLE	17	1-4	.250	0-0	.000	2-2	1.000	2-4-6	2	0	0	2	0	4
D. 31	GEORGIA*	3	0-1	.000	0-0	.000	0-0	.000	0-0-0	2	0	1	0	0	0
J. 3	at LSU*	10	1-2	.500	0-0	.000	0-0	.000	0-1-1	1	0	0	0	0	2
J. 6	at #23/22 Tennessee*	24	4-4	1.000	0-0	.000	1-2	.500	2-6-8	1	0	0	1	0	9
J. 9	RV/RV TEXAS A&M*	16	0-0	.000	0-0	.000	2-2	1.000	0-4-4	2	0	1	0	1	2
J. 13	at Vanderbilt*	12	2-2	1.000	0-0	.000	0-0	.000	0-3-3	3	0	1	2	0	4
J. 16	at South Carolina*	23	5-7	.714	0-0	.000	2-2	1.000	2-2-4	5	0	1	1	0	12
J. 20	RV/RV FLORIDA*	20	2-3	.667	0-0	.000	4-6	.667	4-5-9	0	1	2	2	0	8
J. 23	MISSISSIPPI STATE*	11	0-1	.000	0-0	.000	0-0	.000	0-1-1	0	0	0	0	0	0
J. 27	at #7/7 West Virginia	20	2-4	.500	0-0	.000	5-6	.833	2-6-8	4	0	2	1	0	9
J. 30	VANDERBILT*	12	2-5	.400	0-0	.000	6-7	.857	3-3-6	3	0	0	2	0	10
F. 3	at Missouri*	10	1-2	.500	0-0	.000	1-2	.500	0-2-2	2	0	1	0	0	3
F. 6	#15/14 TENNESSEE*	26	2-4	.500	0-0	.000	1-2	.500	2-6-8	2	0	1	1	0	5
F. 10	at Texas A&M*	14	1-3	.333	0-0	.000	0-0	.000	1-1-2	1	0	2	1	0	2
F.14	at #10/11 Auburn	13	2-2	1.000	0-0	.000	0-0	.000	1-4-5	2	0	0	1	0	4
F. 17	RV/RV ALABAMA*	21	3-4	.750	0-0	.000	4-4	1.000	2-2-4	3	0	0	1	0	10
F. 20	at RV/RV Arkansas*	7	0-0	.000	0-0	.000	1-2	.500	1-1-2	4	0	0	0	0	1
F. 24	RV/NR MISSOURI*	9	0-0	.000	0-0	.000	0-0	.000	0-0-0	1	0	0	0	0	0
F. 28	OLE MISS*	7	0-1	.000	0-0	.000	0-0	.000	1-3-4	2	0	0	0	1	0
M. 3	at RV/RV Florida*	19	1-2	.500	0-0	.000	0-2	.000	1-3-4	2	1	0	0	0	2
M. 9	vs. Georgia [SEC]	6	0-0	.000	0-0	.000	0-0	.000	1-1-2	1	0	1	0	0	0
M. 10	vs. Alabama [SEC]	8	1-1	1.000	0-0	.000	0-0	.000	0-0-0	0	0	0	0	0	2
M. 11	vs. #13/12 Tennessee [SEC]	7	0-0	.000	0-0	.000	1-2	.500	2-1-3	2	0	1	1	0	1
M. 15	vs. RV/RV Davidson [NCAA]	5	1-1	1.000	0-0	.000	0-0	.000	1-1-2	2	0	0	0	0	2
M. 17	vs. RV/RV Buffalo [NCAA]	8	1-2	.500	0-0	.000	0-0	.000	1-1-2	2	0	0	0	0	2
M. 22	vs. RV/RV Kansas St. [NCAA]	8	0-0	.000	0-0	.000	1-2	.500	0-1-1	0	0	1	0	0	1

#5 KEVIN KNOX | 2017-18 GAME-BY-GAME STATS

DATE	OPPONENT	MIN	FG-A	FG PCT.	3FG-A	3FG PCT.	FT-A	FT PCT.	O-D-T	PF	A	TO	BLK	STL	PTS
N. 10	UTAH VALLEY	37	3-13	.231	1-4	.250	5-6	.833	2-4-6	3	4	2	1	4	12
N. 12	VERMONT	35	3-10	.300	1-4	.250	4-4	1.000	0-8-8	2	1	2	0	0	11
N. 14	vs. #4/3 Kansas [Chicago]	37	8-13	.615	3-6	.500	1-2	.500	2-5-7	0	0	1	1	2	20
N. 17	ETSU	34	6-13	.462	4-7	.571	1-4	.250	0-10-10	3	2	6	1	0	17
N. 20	TROY	35	7-12	.583	1-3	.333	2-5	.400	1-4-5	2	1	2	0	1	17
N. 22	FORT WAYNE	35	4-10	.400	1-3	.333	2-2	1.000	0-2-2	1	3	1	0	0	11
N. 26	UIC	33	9-13	.692	0-4	.000	7-10	.700	0-2-2	1	1	2	1	1	25
D. 2	HARVARD	36	7-13	.538	2-7	.286	4-4	1.000	2-5-7	2	1	3	1	1	20
D. 9	vs. Monmouth [New York]	31	1-9	.111	1-5	.200	1-2	.500	1-4-5	2	4	7	0	1	4
D. 16	RV/RV VIRGINIA TECH	35	7-15	.467	2-5	.400	5-6	.833	2-3-5	2	4	2	0	1	21
D. 23	vs. UCLA [New Orleans]	35	6-12	.500	2-5	.400	1-2	.500	0-5-5	4	3	4	0	2	15
D. 29	RV/RV LOUISVILLE	17	2-8	.250	0-3	.000	4-5	.800	0-7-7	5	0	2	0	0	8
D. 31	GEORGIA*	28	2-10	.200	1-4	.250	2-3	.667	1-3-4	3	3	2	0	1	7
J. 3	at LSU*	35	7-12	.583	2-3	.667	0-0	.000	2-9-11	1	1	2	0	0	16
J. 6	at #23/22 Tennessee*	31	1-9	.111	0-5	.000	4-4	1.000	0-5-5	4	0	2	1	0	6
J. 9	RV/RV TEXAS A&M*	25	5-5	1.000	2-2	1.000	3-4	.750	0-2-2	2	0	4	0	0	15
J. 13	at Vanderbilt*	28	5-9	.556	0-2	.000	7-7	1.000	1-3-4	2	1	1	0	1	17
J. 16	at South Carolina*	39	6-16	.375	1-8	.125	8-10	.800	1-7-8	3	2	1	0	2	21
J. 20	RV/RV FLORIDA*	25	4-10	.400	1-4	.250	0-0	.000	0-4-4	3	1	3	0	1	9
J. 23	MISSISSIPPI STATE*	36	5-6	.833	4-4	1.000	5-6	.833	1-5-6	1	1	4	0	2	19
J. 27	at #7/7 West Virginia	35	11-17	.647	5-8	.625	7-8	.875	4-3-7	1	0	1	0	0	34
J. 30	VANDERBILT*	40	6-15	.400	2-6	.333	4-7	.571	1-7-8	2	0	1	0	1	18
F. 3	at Missouri*	25	2-6	.333	0-2	.000	1-3	.333	2-1-3	3	1	2	0	0	5
F. 6	#15/14 TENNESSEE*	37	3-11	.273	0-3	.000	4-5	.800	0-3-3	0	1	0	0	1	10
F. 10	at Texas A&M*	36	7-15	.467	3-5	.600	1-1	1.000	0-5-5	2	4	1	0	0	18
F.14	at #10/11 Auburn	35	7-13	.538	3-7	.429	2-3	.667	0-5-5	2	1	2	0	1	19
F. 17	RV/RV ALABAMA*	25	4-10	.400	1-3	.333	4-4	1.000	3-2-5	3	1	0	0	0	13
F. 20	at RV/RV Arkansas*	38	8-18	.444	3-8	.375	4-5	.800	1-6-8	0	1	3	0	2	23
F. 24	RV/NR MISSOURI*	24	6-13	.462	1-3	.333	8-8	1.000	1-0-1	4	0	2	1	1	21
F. 28	OLE MISS*	31	7-17	.412	2-5	.400	6-8	.750	0-4-4	2	1	3	0	1	22
M. 3	at RV/RV Florida*	28	3-10	.300	1-5	.200	5-7	.714	1-3-4	2	0	1	0	1	12
M. 9	vs. Georgia [SEC]	37	6-18	.333	2-6	.333	1-2	.500	2-7-9	1	2	0	1	0	15
M. 10	vs. Alabama [SEC]	25	4-6	.667	1-2	.500	2-2	1.000	0-2-2	4	2	4	0	2	11
M. 11	vs. #13/12 Tennessee [SEC]	34	7-17	.412	3-7	.429	1-2	.500	2-5-7	1	1	4	1	0	18
M. 15	vs. RV/RV Davidson [NCAA]	39	8-16	.500	0-3	.000	9-11	.818	0-6-6	1	1	3	0	0	25
M. 17	vs. RV/RV Buffalo [NCAA]	28	4-10	.400	0-3	.000	0-0	.000	0-3-3	4	4	4	0	0	8
M. 22	vs. RV/RV Kansas St. [NCAA]	34	5-10	.500	1-3	.333	2-2	1.000	0-8-8	4	0	2	1	1	13



#10 JONNY DAVID | 2017-18 GAME-BY-GAME STATS

DATE	OPPONENT	MIN	FG-A	FG PCT.	3FG-A	3FG PCT.	FT-A	FT PCT.	O-D-T	PF	A	TO	BLK	STL	PTS
N. 22	FORT WAYNE	1	0-0	.000	0-0	.000	0-0	.000	0-0-0	0	0	0	0	0	0
N. 26	UIC	2	0-0	.000	0-0	.000	0-0	.000	0-0-0	1	0	2	0	0	0
D. 9	vs. Monmouth [New York]	0+	0-0	.000	0-0	.000	0-0	.000	0-0-0	0	0	0	0	0	0
D. 29	RV/RV LOUISVILLE	1	0-0	.000	0-0	.000	0-0	.000	0-0-0	0	0	0	0	0	0
F. 24	RV/NR MISSOURI*	0+	0-0	.000	0-0	.000	0-0	.000	0-0-0	0	0	0	0	0	0
M. 17	vs. RV/RV Buffalo [NCAA]	0+	0-0	.000	0-0	.000	0-0	.000	0-0-0	0	0	0	0	0	0

#12 BRAD CALIPARI | 2017-18 GAME-BY-GAME STATS

DATE	OPPONENT	MIN	FG-A	FG PCT.	3FG-A	3FG PCT.	FT-A	FT PCT.	O-D-T	PF	A	TO	BLK	STL	PTS
N. 20	TROY	2	0-0	.000	0-0	.000	0-0	.000	0-0-0	0	0	0	0	0	0
N. 22	FORT WAYNE	3	0-1	.000	0-1	.000	0-0	.000	0-0-0	0	0	1	0	0	0
N. 26	UIC	3	0-1	.000	0-1	.000	0-0	.000	0-0-0	0	0	0	0	0	0
D. 9	vs. Monmouth [New York]	6	0-1	.000	0-1	.000	0-0	.000	0-1-1	0	0	0	0	0	0
D. 29	RV/RV LOUISVILLE	2	0-0	.000	0-0	.000	0-0	.000	0-0-0	0	1	0	0	0	0
J. 9	RV/RV TEXAS A&M*	3	0-1	.000	0-1	.000	0-0	.000	0-0-0	0	0	0	0	0	0
J. 16	at South Carolina*	4	0-1	.000	0-1	.000	0-0	.000	0-0-0	0	0	0	0	0	0
F. 10	at Texas A&M*	2	0-0	.000	0-0	.000	0-0	.000	0-1-1	0	0	0	0	0	0
F. 24	RV/NR MISSOURI*	1	1-2	.500	1-2	.500	0-0	.000	0-0-0	0	0	0	0	0	3
F. 28	OLE MISS*	1	0-0	.000	0-0	.000	0-0	.000	0-0-0	0	0	1	0	0	0
M. 10	vs. Alabama [SEC]	1	0-0	.000	0-0	.000	0-0	.000	0-0-0	0	0	0	0	0	0
M. 17	vs. RV/RV Buffalo [NCAA]	0+	0-0	.000	0-0	.000	0-0	.000	0-0-0	0	0	0	0	0	0

#14 TAI WYNYARD | 2017-18 GAME-BY-GAME STATS

DATE	OPPONENT	MIN	FG-A	FG PCT.	3FG-A	3FG PCT.	FT-A	FT PCT.	O-D-T	PF	A	TO	BLK	STL	PTS
N. 14	vs. #4/3 Kansas [Chicago]	7	0-1	.000	0-0	.000	0-0	.000	0-0-0	1	0	0	0	0	0
N. 17	ETSU	3	0-0	.000	0-0	.000	0-0	.000	0-1-1	1	0	0	1	0	0
N. 20	TROY	3	0-2	.000	0-0	.000	0-0	.000	2-1-3	0	0	0	0	0	0
N. 22	FORT WAYNE	4	0-0	.000	0-0	.000	0-0	.000	0-0-0	1	0	1	0	0	0
N. 26	UIC	5	2-2	1.000	0-0	.000	0-0	.000	1-2-3	1	0	0	0	0	4
D. 2	HARVARD	2	0-0	.000	0-0	.000	0-0	.000	0-0-0	0	0	0	0	0	0
D. 9	vs. Monmouth [New York]	12	1-1	1.000	0-0	.000	2-2	1.000	2-4-6	3	0	2	0	2	4
D. 31	GEORGIA*	7	0-1	.000	0-0	.000	0-0	.000	1-0-1	1	0	0	0	1	0

#22 SHAI GILGEOUS-ALEXANDER | 2017-18 GAME-BY-GAME STATS

DATE	OPPONENT	MIN	FG-A	FG PCT.	3FG-A	3FG PCT.	FT-A	FT PCT.	O-D-T	PF	A	TO	BLK	STL	PTS
N. 10	UTAH VALLEY	36	5-9	.556	1-2	.500	2-2	1.000	0-3-3	0	4	3	0	4	13
N. 12	VERMONT	23	1-2	.500	0-0	.000	2-2	1.000	1-1-2	3	3	3	1	2	4
N. 14	vs. #4/3 Kansas [Chicago]	27	3-7	.429	0-1	.000	0-0	.000	0-4-4	3	3	6	0	3	6
N. 17	ETSU	27	4-6	.667	1-1	1.000	1-1	1.000	1-1-2	1	6	2	0	2	10
N. 20	TROY	27	2-5	.400	0-1	.000	2-2	1.000	0-5-5	1	2	3	0	1	6
N. 22	FORT WAYNE	26	5-8	.625	0-0	.000	1-2	.500	1-2-3	3	4	2	0	4	11
N. 26	UIC	28	6-10	.600	1-1	1.000	1-3	.333	1-4-5	3	6	2	0	2	14
D. 2	HARVARD	28	2-8	.250	0-2	.000	8-8	1.000	1-3-4	0	3	2	1	2	12
D. 9	vs. Monmouth [New York]	32	4-8	.500	2-4	.500	5-6	.833	1-5-6	1	9	3	0	1	15
D. 16	RV/RV VIRGINIA TECH	21	3-5	.600	1-1	1.000	2-2	1.000	0-0-0	3	1	0	0	2	9
D. 23	vs. UCLA [New Orleans]	31	3-7	.429	0-2	.000	0-0	.000	1-2-3	2	5	1	0	1	6
D. 29	RV/RV LOUISVILLE	33	9-16	.563	1-2	.500	5-6	.833	2-3-5	0	4	1	0	3	24
D. 31	GEORGIA*	33	4-9	.444	1-1	1.000	12-13	.923	3-2-5	0	4	1	2	3	21
J. 3	at LSU*	32	7-16	.438	1-2	.500	3-3	1.000	0-2-2	1	4	3	1	2	18
J. 6	at #23/22 Tennessee*	38	1-6	.167	0-0	.000	1-2	.500	2-1-3	0	6	5	0	2	3
J. 9	RV/RV TEXAS A&M*	39	6-10	.600	0-0	.000	4-6	.667	1-6-7	1	5	3	2	1	16
J. 13	at Vanderbilt*	39	7-11	.636	1-1	1.000	7-10	.700	0-4-4	3	6	3	0	0	22
J. 16	at South Carolina*	28	3-9	.333	0-1	.000	0-0	.000	0-3-4	4	0	6	1	0	6
J. 20	RV/RV FLORIDA*	35	4-12	.333	1-1	1.000	1-2	.500	0-4-4	2	6	4	0	1	10
J. 23	MISSISSIPPI STATE*	35	6-15	.400	0-3	.000	4-4	1.000	0-4-4	1	6	0	0	0	16
J. 27	at #7/7 West Virginia	32	3-7	.429	0-1	.000	0-2	.000	0-5-5	2	5	4	2	0	6
J. 30	VANDERBILT*	38	12-19	.632	1-1	1.000	5-5	1.000	0-1-1	3	3	3	1	1	30
F. 3	at Missouri*	35	5-16	.313	0-3	.000	5-5	1.000	0-2-3	3	6	2	0	2	15
F. 6	#15/14 TENNESSEE*	39	5-10	.500	0-3	.000	5-8	.625	0-6-6	1	6	3	1	2	15
F. 10	at Texas A&M*	38	9-12	.750	0-0	.000	1-3	.333	0-3-3	0	8	4	2	2	19
F. 14	at #10/11 Auburn	34	4-11	.364	0-0	.000	1-1	1.000	3-2-5	4	3	3	0	1	9
F. 17	RV/RV ALABAMA*	38	2-10	.200	0-1	.000	2-2	1.000	2-2-4	0	4	1	0	3	6
F. 20	at RV/RV Arkansas*	39	6-12	.500	2-3	.667	4-4	1.000	2-3-5	0	7	2	0	0	18
F. 24	RV/NR MISSOURI*	36	4-6	.667	2-3	.667	4-4	1.000	0-5-5	2	8	1	0	1	14
F. 28	OLE MISS*	37	3-8	.375	0-0	.000	11-13	.846	1-6-7	1	10	4	3	1	17
M. 3	at RV/RV Florida*	37	7-14	.500	1-2	.500	2-4	.500	0-2-2	1	4	5	1	0	17
M. 9	vs. Georgia [SEC]	37	7-15	.467	0-3	.000	1-2	.500	2-2-4	1	9	1	0	2	15
M. 10	vs. Alabama [SEC]	38	4-7	.571	2-4	.500	9-12	.750	0-4-4	3	8	1	0	1	19
M. 11	vs. #13/12 Tennessee [SEC]	37	10-16	.625	2-3	.667	7-7	1.000	1-6-7	2	3	3	0	2	29
M. 15	vs. RV/RV Davidson [NCAA]	37	5-13	.385	0-0	.000	9-10	.900	2-6-8	3	7	2	0	5	19

2017-18 INDIVIDUAL GAME-BY-GAME STATISTICS



M. 17 vs. RV/RV Buffalo [NCAA]	39	10-12	.833	2-2	1.000	5-7	.714	1-5-6	2	6	3	0	2	27
M. 22 vs. RV/RV Kansas St. [NCAA]	39	2-10	.200	0-2	.000	11-12	.917	2-3-5	2	5	5	0	0	15

#25 PJ WASHINGTON | 2017-18 GAME-BY-GAME STATS

DATE	OPPONENT	MIN	FG-A	FG PCT.	3FG-A	3FG PCT.	FT-A	FT PCT.	O-D-T	PF	A	TO	BLK	STL	PTS
N. 10	UTAH VALLEY	19	1-1	1.000	0-0	.000	3-6	.500	1-2-3	2	2	4	0	0	5
N. 12	VERMONT	35	7-14	.500	0-0	.000	3-7	.429	2-8-10	2	2	2	1	0	17
N. 14	vs. #4/3 Kansas [Chicago]	24	0-3	.000	0-0	.000	2-2	1.000	0-2-2	3	3	4	4	0	2
N. 17	ETSU	29	6-8	.750	0-0	.000	0-5	.000	5-3-8	5	4	6	1	0	12
N. 20	TROY	22	2-4	.500	0-0	.000	0-0	.000	3-5-3	3	4	4	0	0	4
N. 22	FORT WAYNE	25	2-5	.400	0-1	.000	3-8	.375	1-2-3	1	0	0	0	0	7
N. 26	UIC	24	6-7	.857	0-0	.000	5-7	.714	1-4-5	3	4	1	1	0	17
D. 2	HARVARD	18	1-2	.500	0-0	.000	1-2	.500	1-4-5	5	1	1	0	0	3
D. 9	vs. Monmouth [New York]	32	5-8	.625	1-2	.500	9-9	1.000	2-4-6	2	1	3	4	0	20
D. 16	RV/RV VIRGINIA TECH	33	4-10	.400	1-2	.500	2-4	.500	2-3-5	1	5	2	1	1	11
D. 23	vs. UCLA [New Orleans]	27	3-8	.375	0-1	.000	3-3	1.000	3-1-4	0	1	0	1	1	9
D. 29	RV/RV LOUISVILLE	31	5-10	.500	0-1	.000	6-6	1.000	2-5-7	1	2	2	1	0	16
D. 31	GEORGIA*	15	2-5	.400	0-1	.000	3-6	.500	1-1-2	5	1	0	2	1	7
J. 3	at LSU*	36	8-11	.727	0-1	.000	2-4	.500	3-3-6	3	2	1	2	0	18
J. 6	at #23/22 Tennessee*	23	6-8	.750	0-1	.000	1-3	.333	0-3-3	1	1	2	2	3	13
J. 9	RV/RV TEXAS A&M*	32	5-11	.455	1-2	.500	5-10	.500	1-3-4	4	3	0	0	2	16
J. 13	at Vanderbilt*	38	2-4	.500	1-1	1.000	5-8	.625	3-5-8	2	2	4	0	0	10
J. 16	at South Carolina*	33	2-3	.667	0-1	.000	6-10	.600	0-2-2	4	2	2	0	2	10
J. 20	RV/RV FLORIDA*	28	3-10	.300	0-1	.000	0-0	.000	3-4-7	1	0	1	1	1	6
J. 23	MISSISSIPPI STATE*	31	6-10	.600	0-2	.000	10-14	.714	2-4-6	2	2	2	2	3	22
J. 27	at #7/7 West Virginia	11	1-3	.333	0-0	.000	0-0	.000	1-1-2	3	0	2	1	0	2
J. 30	VANDERBILT*	33	2-6	.333	0-0	.000	2-2	1.000	1-4-5	2	3	1	0	2	6
F. 3	at Missouri*	30	2-8	.250	0-2	.000	0-1	.000	3-4-7	3	1	1	0	1	4
F. 6	#15/14 TENNESSEE*	17	0-3	.000	0-1	.000	4-4	1.000	1-2-3	4	0	2	1	0	4
F. 10	at Texas A&M*	22	1-6	.167	0-0	.000	3-7	.429	2-6-8	1	1	2	1	0	5
F. 14	at #10/11 Auburn	27	4-9	.444	0-0	.000	5-6	.833	1-4-5	4	0	1	1	0	13
F. 17	RV/RV ALABAMA*	28	5-9	.556	0-0	.000	6-9	.667	2-3-5	2	1	5	0	0	16
F. 20	at RV/RV Arkansas*	31	6-10	.600	0-0	.000	1-1	1.000	2-8-10	3	3	3	2	2	13
F. 24	RV/RV MISSOURI*	29	3-6	.500	0-0	.000	6-9	.667	2-3-5	3	2	1	0	0	12
F. 28	OLE MISS*	20	4-6	.667	0-0	.000	2-4	.500	2-3-5	2	0	1	1	1	10
M. 3	at RV/RV Florida*	23	5-9	.556	0-0	.000	3-5	.600	3-4-7	4	0	2	0	1	13
M. 9	vs. Georgia [SEC]	35	8-12	.667	0-0	.000	2-4	.500	2-5-7	2	1	2	0	1	18
M. 10	vs. Alabama [SEC]	37	4-7	.571	1-1	1.000	5-8	.625	0-8-8	1	1	0	0	0	14
M. 11	vs. #13/12 Tennessee [SEC]	23	0-2	.000	0-0	.000	5-7	.714	0-5-5	4	0	1	0	1	5
M. 15	vs. RV/RV Davidson [NCAA]	25	5-8	.625	0-0	.000	1-2	.500	0-3-3	5	0	2	0	0	11
M. 17	vs. RV/RV Buffalo [NCAA]	26	4-7	.571	0-0	.000	4-5	.800	3-4-7	3	2	2	0	2	12
M. 22	vs. RV/RV Kansas St. [NCAA]	40	5-7	.714	0-0	.000	8-20	.400	6-9-15	4	0	2	1	3	18

#30 DILLON PULLIAM | 2017-18 GAME-BY-GAME STATS

DATE	OPPONENT	MIN	FG-A	FG PCT.	3FG-A	3FG PCT.	FT-A	FT PCT.	O-D-T	PF	A	TO	BLK	STL	PTS
N. 22	FORT WAYNE	1	0-0	.000	0-0	.000	0-0	.000	0-0-0	0	0	0	0	0	0
N. 26	UIC	1	0-0	.000	0-0	.000	0-0	.000	0-0-0	0	0	0	0	0	0
D. 9	vs. Monmouth [New York]	0+	0-0	.000	0-0	.000	0-0	.000	0-0-0	0	0	0	0	0	0
D. 29	RV/RV LOUISVILLE	1	0-0	.000	0-0	.000	0-0	.000	0-0-0	0	0	0	0	0	0
M. 17	vs. RV/RV Buffalo [NCAA]	0+	0-0	.000	0-0	.000	0-0	.000	0-0-0	0	0	0	0	0	0

#32 WENYEN GABRIEL | 2017-18 GAME-BY-GAME STATS

DATE	OPPONENT	MIN	FG-A	FG PCT.	3FG-A	3FG PCT.	FT-A	FT PCT.	O-D-T	PF	A	TO	BLK	STL	PTS
N. 10	UTAH VALLEY	23	3-13	.231	1-4	.250	0-0	.000	6-7-13	3	3	0	3	1	7
N. 12	VERMONT	20	1-2	.500	0-1	.000	0-0	.000	0-2-2	3	1	1	1	0	2
N. 14	vs. #4/3 Kansas [Chicago]	18	1-3	.333	0-1	.000	1-2	.500	0-2-2	3	0	1	1	1	3
N. 17	ETSU	18	2-4	.500	1-2	.500	0-1	.000	1-3-4	1	1	0	1	0	5
N. 20	TROY	27	3-5	.600	1-2	.500	5-6	.833	1-5-6	2	1	1	2	0	12
N. 22	FORT WAYNE	19	3-4	.750	1-2	.500	2-5	.400	2-8-10	1	1	4	0	1	9
N. 26	UIC	23	1-4	.250	1-3	.333	0-0	.000	1-3-4	3	2	0	2	1	3
D. 2	HARVARD	22	1-3	.333	0-0	.000	3-4	.750	0-2-2	1	0	1	2	3	5
D. 9	vs. Monmouth [New York]	23	3-5	.600	1-3	.333	1-3	.333	1-3-4	3	0	0	3	1	8
D. 16	RV/RV VIRGINIA TECH	21	3-5	.600	1-2	.500	0-0	.000	3-6-9	3	0	2	0	1	7
D. 23	vs. UCLA [New Orleans]	26	6-10	.600	3-4	.750	1-2	.500	6-0-6	3	0	1	1	2	16
D. 29	RV/RV LOUISVILLE	23	1-2	.500	1-1	1.000	0-0	.000	2-5-7	2	1	2	2	0	3
D. 31	GEORGIA*	34	2-9	.222	2-5	.400	0-0	.000	3-7-10	4	0	3	1	1	6
J. 3	at LSU*	22	1-3	.333	1-3	.333	1-2	.500	1-3-4	3	1	0	0	3	4
J. 6	at #23/22 Tennessee*	19	4-5	.800	3-4	.750	0-1	.000	0-1-1	5	1	1	0	1	11
J. 9	RV/RV TEXAS A&M*	32	1-5	.200	1-4	.250	0-0	.000	0-3-3	4	0	3	0	1	3
J. 13	at Vanderbilt*	29	3-8	.375	0-4	.000	1-4	.250	2-7-9	2	1	1	2	1	7
J. 16	at South Carolina*	15	1-1	1.000	0-0	.000	1-1	1.000	1-5-6	5	0	1	1	0	3
J. 20	RV/RV FLORIDA*	19	4-6	.667	1-3	.333	1-1	1.000	1-6-7	3	0	2	0	0	10



2017-18 INDIVIDUAL GAME-BY-GAME STATISTICS

J. 23	MISSISSIPPI STATE*	19	3-6	.500	1-2	.500	0-0	.000	3-3-6	4	0	0	0	0	7
J. 27	at #7/7 West Virginia	28	1-7	.143	0-4	.000	4-4	1.000	5-4-9	3	3	0	3	0	6
J. 30	VANDERBILT*	31	0-2	.000	0-2	.000	0-0	.000	2-4-6	3	0	2	0	1	0
F. 3	at Missouri*	18	3-8	.375	1-5	.200	1-2	.500	0-1-1	4	0	1	1	1	8
F. 6	#15/14 TENNESSEE*	19	1-1	1.000	1-1	1.000	1-2	.500	0-1-1	4	0	2	1	0	4
F. 10	at Texas A&M*	18	1-5	.200	0-1	.000	0-0	.000	3-3-6	5	0	0	1	1	2
F. 14	at #10/11 Auburn*	30	4-8	.500	0-4	.000	0-1	.000	0-2-2	3	1	1	0	0	8
F. 17	RV/RV ALABAMA*	18	2-6	.333	1-4	.250	0-2	.000	1-6-7	4	0	4	1	1	5
F. 20	at RV/RV Arkansas*	15	2-6	.333	1-2	.500	0-0	.000	2-0-2	3	1	0	2	1	5
F. 24	RV/NR MISSOURI*	15	1-4	.250	1-3	.333	0-0	.000	3-2-5	2	0	2	1	0	3
F. 28	OLE MISS*	23	5-8	.625	2-4	.500	3-3	1.000	2-4-6	4	2	0	0	1	15
M. 3	at RV/RV Florida*	22	1-4	.250	1-3	.333	0-0	.000	1-3-4	0	0	2	0	0	3
M. 9	vs. Georgia [SEC]	27	2-4	.500	2-4	.500	0-0	.000	2-4-6	4	1	1	0	0	6
M. 10	vs. Alabama [SEC]	25	7-8	.875	7-7	1.000	2-2	1.000	0-2-2	2	0	1	3	1	23
M. 11	vs. #13/12 Tennessee [SEC]	28	4-6	.667	2-4	.500	2-2	1.000	3-3-6	5	0	0	2	3	12
M. 15	vs. RV/RV Davidson [NCAA]	25	0-1	.000	0-1	.000	1-2	.500	0-5-5	3	0	1	0	0	1
M. 17	vs. RV/RV Buffalo [NCAA]	33	5-11	.455	3-5	.600	3-3	1.000	5-7-12	2	0	0	2	1	16
M. 22	vs. RV/RV Kansas St. [NCAA]	27	1-5	.200	0-2	.000	1-1	1.000	2-1-3	4	0	0	1	1	3



ALL-TIME WILDCATS

A

Allan Abramson (Mgr.) (1944)
 John Adams (1962, 63, 64, 65)
 Skipper Adams (1956)
 Edrice "Bam" Adebayo (2017)
 Don Adkins (Mgr.) (1974, 75)
 Earl Adkins (1954, 55, 56, 57, 58)
 Paul Adkins (1921, 22)
 Marvin Akers (1941, 42, 43)
 Charles Alberts (1924, 25, 26)
 Charles Aleksinas (1978, 79)
 Brooks Alexander (1964)
 Ermal Allen (1940, 41, 42)
 Shagari Alleyne (2004, 05, 06)
 Ed Allin (1945, 46)
 Desmond Allison (1999, 2000)
 Sean Alteri (Mgr.) (1997)
 Carl Althaus (1943)
 Harold Amoss (1903, 04)
 Derek Anderson (1996, 97)
 Dwight Anderson (1979, 80)
 Milerd Anderson (1934, 35, 36)
 Jim Andrews (1970, 71, 72, 73)
 Paul Andrews (1984, 85, 86, 87)
 Lee Andrus (1903, 04)
 Myron Anthony (1998, 99)
 Phil Argento (1967, 68, 69)
 Richard Arnett (1903, 04)
 Jay Atkerson (Mgr.) (1957, 58, 59)
 George Atkins (1960, 61, 62, 63)
 Randy Azbill (Mgr.) (1984, 85)
 Kelenna Azubuike (2003, 04, 05)

B

H.A. Babb (Mgr.) (1911)
 Adrian Back (1942)
 Stanley Baer (1905, 06, 07)
 Scotty Baesler (1960, 61, 62, 63)
Jemarl Baker Jr. (2018)
 Mike Ballenger (1982)
 Richard Barbee (1906, 07, 08, 09, 10)
 Antwain Barbour (2003, 04)
 Clifford Barker (1947, 48, 49)
 Bill Barlow (1943)
 Marshall Barnes (1923)
 Brinkley Barnett (1911, 12, 13)
 Wayne Barnett (1963)
 Dale Barnstable (1947, 48, 49, 50)
 Bruce Bartee (1918, 19)
 Bobby Barton (Mgr.) (1967)
 Will Barton (Mgr.) (2010, 11, 12, 14)
 Arthur Bash (1918)
 Arthur Bastin (1918)
 Jay Bayless (1955, 56, 57)
 Dickey Beal (1981, 82, 83, 84)
 Ralph Beard (1946, 47, 48, 49)
 Bret Bearup (1981, 82, 83, 84, 85)
 Todd Bearup (1991)
 Thomas Beatty (1911, 12)
 Ed Beck (1955, 56, 57, 58)
 Twany Beckham (2012, 13)
 Cecil Bell (1931, 32)
 Maurice Bell (1944)
 Tommy Belt (1956)
 Winston Bennett (1984, 85, 86, 88)
 Kerry Benson (2008)

Cliff Berger (1965, 66, 67, 68)
 Jim Bersot (1962)
 Jim Beshears (1962)
 Henry Besuden (1925, 26)
 Bill Bibb (1954, 55)
 Arthur Bicknell (Mgr.) (1940)
 J.W. Biggerstaff (1933)
 Doug Billips (Mgr.) (1969, 70)
 Calvin Bird (1958)
 Jerry Bird (1954, 55, 56)
 Darryl Bishop (1972)
 Frank Blackard (1962)
 James Blackmon (1984, 85, 86, 87)
 Crittenden Blair (1932, 34)
 Hubert Blakey (1920)
 Zeb Blankenship (1946)
 William Blanton (1923)
 Eric Bledsoe (2010)
 J.P. Blevins (1999, 2000, 01, 02)
 Harry Bliss (1935, 36)
 Bruce Boehler (1942)
 Keith Bogans (2000, 01, 02, 03)
 J. David Bolen (Mgr.) (1996, 97, 98)
 Devin Booker (2015)
 Michael Boorman (Mgr.) (2016, 17, 18)
 Ralph Boren (1923, 24)
 Brad Bounds (1964, 65, 66, 67)
 Barret Bouska (Mgr.) (2018)
 Sam Bowie (1980, 81, 82, 83, 84)
 Junior Braddy (1990, 91, 92, 93)
 Michael Bradley (1998, 99)
 Ramel Bradley (2005, 06, 07, 08)
 Travis Branham (Mgr.) (2016)
 Bob Brannum (1944, 47)
 Brandy Brandstetner (1912)
 Bob Brannun (1944, 47)
 Don Branson (1905, 06)
 Jeff Brassow (1990, 91, 92, 93, 94)
 Wayne Breeden (Mgr.) (1983)
 John Brewer (1954, 55, 56, 57)
 Leo Brewer (1907, 08)
 Melvin Brewer (1941, 42, 43)
 Leonard C. Bridges (Mgr.) (1910)
 Chris Briggs (Mgr.) (2002, 03, 04)
 Isaiah Briscoe (2016, 17)
 Dick Brodersen (1963)
 Jake Bronston (1929, 30, 31)
 Curt Brown (1964)
 Dale Brown (1992, 93)
 William Brown (1957)
 Steve Bruce (1987)
 Al Bruno (1949)
 Thomson Bryant (1905, 06, 07)
 Nathaniel Buis (1944)
 Carey Burchett (Mgr.) (1934)
 Carroll Burchett (1959, 60, 61, 62)
 Lawrence Burnham (1919, 20, 22, 23)
 Kyle Burns (Mgr.) (2018)
 Bob Burrow (1955, 56)
 Bill Busey (1967, 68, 69, 70)
 Paul Bussee (1954)
 John Butcher (1955)
 Travis Butler (1967)
 Bernie Butts (1960, 61)
 Kirk Byars (Mgr.) (1963)
 Leroy Byrd (1984, 85, 86)

C

Ronnie Cain (1956)
Brad Calipari (2017, 18)
 Craig Callihan (Mgr.) (2008, 09, 10)
 Gerry Calvert (1954, 55, 56, 57)
 Jules Camara (1999, 2000, 01, 02, 03)
 Albert Campbell (1948)
 George Campbell (Mgr.) (1935)
 John Campbell (1910, 11)
 Kenton Campbell (1945, 46, 47, 48)
 Patrick Campbell (1917, 18)
 Will Campbell (Mgr.) (2007, 08, 09, 10)
 Burgess Carey (1925, 26)
 Ralph Carlisle (1935, 36, 37)
 Armiel Carman (Mgr.) (1916)
 Josh Carrer (2002, 03, 04, 05)
 Rashaad Carruth (2002)
 Jared Carter (2006, 07, 08, 09)
 Dwane Casey (1976, 77, 78, 79)
 Mike Casey (1967, 68, 69, 71)
 Billy Ray Cassidy (1955, 56, 57, 58)
 Billy Cassity (1963)
 Lindle Castle (1951)
 Willie Cauley-Stein (2013, 14, 15)
 Milton Cavana (1931)
 Bill Chambers (1945)
 J.S. Chambers (Mgr.) (1909)
 Jan Chancellor (1964)
 Dan Chandler (1954, 55)
 Rex Chapman (1987, 88)
 Wayne Chapman (1964)
 Adam Chiles (2002)
 Kirk Chiles (1968, 72)
 Ronald Clark (1952)
 Truman Claytor (1976, 77, 78, 79)
 Tom Clemmons (1968)
 Steve Clevenger (1965, 66, 67, 68)
 Jesse Clinger (Mgr.) (2017, 18)
 Marion Cluggish (1938, 39, 40)
 Stan Cluggish (1940)
 Sonny Cobb (1956)
 Bennie Coffman (1959, 60)
 Sid Cohen (1959, 60)
 Lincoln Collinsworth (1955, 56, 57, 58)
 Carl Combs (1940, 41)
 Cecil Combs (1928, 29, 30)
 Charles Combs (1936, 37, 38)
 Larry Conley (1963, 64, 65, 66)
 Jimmy Dan Conner (1972, 73, 74, 75)
 George Cooke (1952)
 Joe Coos (1903, 04, 05)
 Clyde Cooper (1945)
 Tony Cooper (1991)
 Jim Corcoran (1956)
 Earl Cornett (1962)
 Paul Corum (1954, 55)
 Nealee Cosby (1952)
 Bernard Coté (2003, 04)
 E.A. Couch (1957, 58)
 Scott Courts (1978)
 Mark Coury (2007, 08)
 DeMarcus Cousins (2010)
 Fred Cowan (1978, 79, 80, 81)
 Jeremiah Cox (Mgr.) (2004, 05, 06)
 Johnny Cox (1956, 57, 58, 59)
 Hugh Coy (1954)

Gary Crabtree (1962)
 John Craig (1936)
 Mark Crain (1960)
 Wes Cravens (1944)
 Joe Crawford (2005, 06, 07, 08)
 John Crigler (1955, 56, 57, 58)
 Louis Crigler (1957)
 George Critz (1961, 62, 63, 64)
 Johnny Crocket (1946)
 Larry Crosby (Mgr.) (1965)
 John S. Crosthwaite (1910)
 Lawrence Crump (1931)
 Albert Cummins (1947)
 Jess Curry (1954)
 Fred Curtis (1937, 38, 39)
 Hank Curtis (Mgr.) (2017, 18)

D

Tommy Dale (1964)
 Louie Dampier (1964, 65, 66, 67)
 Erik Daniels (2001, 02, 03, 04)
 Darrell Darby (1931, 32, 33)
 Howard Dardeen (1958, 59)
 Ed Davender (1985, 86, 87, 88)
Johnny David (2016, 17, 18)
 Anthony Davis (2012)
 A.J. Davis (Mgr.) (2006)
 Berkley Davis (1932, 34)
 Bill Davis (1933, 34)
 Bruce Davis (1935, 36)
 Johnathon Davis (1988, 89, 90, 91)
 Mulford Davis (1943, 46, 47)
 Robert Davis (1936, 37, 38)
 William Davis (1933, 34)
 Gene Dauer (1968)
 Roger Day (1948, 49, 50)
 David Deaton (Mgr.) (1989)
 Ted Deeken (1961, 62, 63, 64)
 Claire Dees (1927, 28, 29)
 Vince Del Negro (1961)
 Tony Delk (1993, 94, 95, 96)
 Adam Delp (2009)
 John "Frenchy" DeMoisey (1932, 33, 34)
 Truitt DeMoisey (1944)
 Harry Denham (1938, 39, 40)
 Rodney Dent (1993, 94)
 Dickie Derrickson (1945)
 Hamidou Diallo (2017, 18)
 Jim Dinwiddie (1967, 68, 69, 70, 71)
 Joseph Dishman (1918, 19)
 Darnell Dodson (2010)
 Arthur Donan (1906)
 Mike Dolan (Mgr.) (1952, 54)
 Warfield Donohue (1935, 36, 37)
 Tommy Dorsey (1956)
 Harold Downing (1908)
 Pat Doyle (1960, 61, 62, 63)
 Rick Drewitz (1971, 72, 73, 74)
 Chester Duff (1945)
 Hunter Durham (Mgr.) (1961, 62)
 James Durham (1945)
 Cliff Dwyer (1952)

E

David Eakins (1958)
 Ray Edelman (1971, 72, 73, 74)
 Allen Edwards (1995, 96, 97, 98)
 Leroy Edwards (1935)
 Michael Elgin (Mgr.) (2014, 15, 16)

Russell Ellington (1935, 36)
 Cecil Ellis (1910)
 LeRon Ellis (1988, 89)
 Randy Embry (1962, 63, 64, 65)
 Kenneth England (1941, 42)
 Anthony Epps (1994, 95, 96, 97)
 Marquis Estill (2000, 01, 02, 03)
 Frank Etscorn (1941, 42)
 Bill Evans (1951, 52, 54, 55)
 Clay Evans (1954)
 Heshimu Evans (1997, 98, 99)
 Mark Evans (Mgr.) (2010, 11, 12)
 William Evans (Mgr.) (1942)
 John Everett (1919, 20)

F

H.L. Farmer (1912, 13)
 John Farmer (1968)
 Richie Farmer (1989, 90, 91, 92)
 Keith Farnsely (1939, 40, 41)
 John Farris (Mgr.) (1992, 94, 95)
 J.B. Faulconer (Mgr.) (1939)
 Allen Feldhaus (1959, 60, 61, 62)
 Deron Feldhaus (1988, 89, 90, 91, 92)
 John Ferguson (Mgr.) (1971)
 Fred Fest (1921, 22, 23)
 Gerald Fitch (2001, 02, 03, 04)
 Garrett Fitzpatrick (Mgr.) (1941)
 George Fletcher (Mgr.) (1980, 81)
 EJ Floreal (2014, 15, 16)
 Chigger Flynn (Mgr.) (1956)
 Doug Flynn (1970)
 James Flynn (1952)
 Mike Flynn (1972, 73, 74, 75)
 Travis Ford (1991, 92, 93, 94)
 Wayne Foust (1923)
 Bob Fowler (1976)
 De'Aaron Fox (2017)
 Walter Fox (1907, 08, 09, 10)
 Mort Fraley (1967)
 Don Frazier (1954)
 Jeremy French (Mgr.) (2007, 08, 09)
 Ray Frudenberger (1963)
 Jim Fulcher (1962)
 Clifford Fuller (1921)

G

Wenyen Gabriel (2017, 18)
 Jake Gaiser (1910, 11, 12)
 Kevin Gallagher (Mgr.) (2018)
 Kevin Galloway (2009)
 Gary Gamble (1965, 66, 67, 68)
 Charles Gates (1933)
 Sam Gates (1935, 36)
 Kenneth Gayheart (Mgr.) (1990, 91, 92, 94)
 Robert Gayheart (Mgr.) (1989)
 D.J. Geddes (Mgr.) (2001, 02, 03, 04, 05)
 Gordan George (1932)
 Chris Gettelfinger (1978, 79, 80, 81)
 Mickey Gibson (1963, 64)
 Elmer Gilb (1927, 28, 29)
 Shai Gilgeous-Alexander (2018)
 Jeff Ginnan (1989)
 Logan Gipe (1954)
 Jack Givens (1975, 76, 77, 78)
 Max Glickman (1918)
 Tom Gobel (1961)
 Ed Godbey (1959)

Don Godby (1954)
 James Goforth (1935, 36, 37)
 Zach Goines (Mgr.) (1996, 97, 98, 99)
 James Goodman (1938, 39)
 Robbie Goodman (Mgr.) (2018)
 Steve Goodson (Mgr.) (2002, 03, 04, 05)
 Archie Goodwin (2013)
 Buddy Goodwin (1958)
 William Goodwin (1903)
 Harry Gorham (1944)
 Ed Gough (1938)
 Edward Grant (1964)
 Phil Grawemeyer (1954, 55, 56)
 Sean Gray (Mgr.) (1994, 95, 96, 97)
 Randy Gregory (Mgr.) (2016, 17, 18)

Quade Green (2018)

Steve Green (1974)
 Kevin Grevey (1972, 73, 74, 75)
 Pete Grigsby (1954)
 William Griffith (Mgr.) (1929)
 Alex Groza (1945, 47, 48, 49)
 George Gumbert (1914, 15, 16, 17)
 Bob Guyette (1972, 73, 74, 75)
 J. White Guyn (1903, 04)

H

Charles Hadden (1955)
 Cliff Hagan (1951, 52, 54)
 Joseph Hagan (1936, 37, 38)
 Jerry Hale (1972, 73, 74, 75)
 Dan Hall (1975, 1976)
 Mark Halsell (2009)
 Bill Hamm (1943)
 Reggie Hanson (1988, 89, 90, 91)
 Roger Harden (1983, 84, 85, 86)
 John Hardwick (1957)
 Philip Haring (Mgr.) (1936, 38)
 Sam Harper (1962, 63, 64)
 Tom Harper (1961, 62, 63, 64)
 Carson Harreld (Mgr.) (1965, 66)
 Josh Harrellson (2009, 10, 11)
 Alfred Harris (Mgr.) (2018)
 Jim Harris (1968, 69)
 Ramon Harris (2007, 08, 09, 10)
 Aaron Harrison (2014, 15)
 Andrew Harrison (2014, 15)
 Chris Harrison (1992, 93, 94, 95)
 W.C. Harrison (1911, 12)
 Ryan Harrow (2013)
 Derrill Hart (1910, 11, 12, 16)
 Merion Haskins (1974, 75, 76, 77)
 Robert Hatchett (Mgr.) (2012, 13, 14)
 Walter Hatcher (1937)
 Vernon Hatton (1956, 57, 58)
 Cliff Hawkins (2001, 02, 03, 04)
 Dominique Hawkins (2014, 15, 16, 17)
 Basil Hayden (1920, 21, 22)
 Chuck Hayes (2002, 03, 04, 05)
 Elmo Head (1937, 38, 39)
 Bob Hehl (1946)
 Tom Heilbron (1958)
 Bob Heinrich (1963)
 Charles Heinrich (1963)
 Charles Heinrich (1935)
 Matt Heissenbuttel (2001, 02, 03, 04)
 Tom Heitz (1980, 81, 82, 83, 84)
 Bill Heizer (1927)
 G. Foster Helm (1924, 25, 26, 27)
 Robert Henne (1948, 49)



Joseph Herman (1906)
 Will Herschelmann (Mgr.) (2006,07,08, 09)
 Arville Hickerson (1926)
 Billy Hill (1956)
 Darryl Hill (1962)
 Walter Hirsch (1948, 49, 50, 51)
 Walter Hodge (1937, 39)
 Ryan Hogan (1998, 99)
 Joe Holland (1946, 47, 48)
 Joey Holland (1974, 75, 76)
 Kent Hollenbeck (1969, 70, 71, 72)
 Mike Homa (1948)
 Jon Hood (2010, 11, 12, 13, 14)
 Derrick Hord (1980, 81, 82, 83)
 Lucas Houchin (Mgr.) (2017)
 Aaron Howard (Mgr.) (1998, 99, 2000, 01, 02)
 Mike Howard (Mgr.) (1996, 97, 98)
 Dick Howe (1955, 57, 58)
 Jim Howe (1945)
 Lee Huber (1939, 40, 41)
 Allen Hughes (1958)
 Charles Hughes (1924, 25)
 James Hughes (1932)
 Lowell Hughes (1957, 58, 59)
 Isaac Humphries (2016, 17)
 Harry Hurd (1959, 60, 61, 62)
 Charles Hurt (1980, 81, 82, 83)

I

Robert Ireland (1916, 17)
 Charles Ishmael (1962, 63, 64)
 Dan Issel (1967, 68, 69, 70)

J

Ralph Jackowski (1938)
 Maurice Jackson (1933)
 Thad Jaracz (1965, 66, 67, 68)
 James Jarrell (1969)
 Derrick Jasper (2007, 08)
 Ernie Jefferson (1939)
 Irvine Jeffries (1928)
 Cedric Jenkins (1985, 86, 87, 88)
 Paul Jenkins (1926, 27, 28)
 Ned Jennings (1958, 59, 60, 61)
 Herbert Jerome (1934)
 Bert Johnson (1935)
 Danny Jett (Mgr.) (2003)
 Dakari Johnson (2014, 15)
 Ellis Johnson (1931, 32, 33)
 Larry Johnson (1974, 75, 76, 77)
 Phil Johnson (1955, 56, 58, 59)
 Walter Johnson (1944)
 Buck Jones (1968)
 Chris Jones (1989)
 Terrence Jones (2011, 12)
 Wallace Jones (1946, 47, 48, 49)
 James Jordan (1947, 48)
 David Judy (Mgr.) (2000, 01 02)

K

Kes Kanter (2011)
 Charles Keller (1952)
 Charlie Keller (1919)
 Pat Kelly (1905)
 William P. Kemper (Mgr.) (1905)
 Brady Kennedy (Mgr.) (2013, 14, 15, 16)
 Ron Kennett (1962, 63, 64, 65)
 Ralph Kercheval (1933)

Stan Key (1969, 70, 71, 72)
 Michael Kidd-Gilchrist (2012)
 Jeff Kidder (Mgr.) (1989)
 Sacha Killeya-Jones (2017, 18)
 Henry Kimbrough (1912)
 Arlan King (1950)
 James King (1940, 41, 42)
 Kenneth King (1922)
 William King (1921, 22, 24, 25)
 Howard Kinne (1915, 17)
 A.M. Kirby (Mgr.) (1907)
 James Kittrell (1926)
 William Kleiser (1930, 31, 32)
 Edwin Knadler (1927)
 Brandon Knight (2011)
 Nate Knight (2000)
 Kevin Knox (2018)
 Mark Krebs (2008, 09, 10)
 Howard Kreuter (1932, 33)
 Tommy Kron (1963, 64, 65, 66)

L

Skal Labissiere (2016)
 Art Laib (1968, 69, 70)
 Doron Lamb (2011, 12)
 George Lambros (1950)
 Ed Lander (1942, 43)
 Paul Lansow (1951)
 Bo Lanter (1980, 81, 82)
 Tod Lanter (2013, 14, 15)
 Jason Lathrem (1996)
 Allan Lavin (1931)
 Bob Lavin (1919, 20, 21, 22)
 Brad Lawless (1977)
 Dave Lawrence (1933, 34, 35)
 Roger Layne (1950, 51)
 James Lee (1975, 76, 77, 78)
 Marcus Lee (2014, 15, 16)
 Ken Lehkamp (Mgr.) (1956, 57)
 Alex Legion (2008)
 Jim LeMaster (1965, 66, 67, 68)
 Preston LeMaster (2003, 04, 05, 06)
 Larry Lentz (1963, 64, 65, 66)
 Morris Levin (Mgr.) (1931)
 Garland Lewis (1934, 35, 36)
 Billy Ray Lickert (1958, 59, 60, 61)
 DeAndre Liggins (2009, 10, 11)
 James Line (1947, 48, 49, 50)
 Shelby Linville (1950, 51, 52)
 Zach Lipson (Mgr.) (2011, 12)
 Ercel Little (1931, 32)
 Steve Lochmueller (1972, 73, 74, 75)
 Robert Lock (1985, 86, 87, 88)
 Brian Long (2012, 13, 14, 15)
 Wayland Long (1968)
 Lawrence Longworth (1916, 17)
 Darrell Lorange (1946)
 Nick Lutz (1936)
 Trey Lyles (2015)
 June Lyons (1928)
 Ronnie Lyons (1971, 72, 73, 74)
 Wendell Lyons (1971, 72)

M

Kyle Macy (1977, 78, 79, 80)
 Richard Madison (1985, 86, 87, 88)
 Jamaal Magloire (1997, 98, 99, 00)
 Sam Malone (2012, 13, 14, 15)
 Vince Manna (Mgr.) (2018)

Eric Manuel (1988, 89)
 Dustin Marr (Mgr.) (2006, 07, 08)
 Ben Marsh (1916, 17, 18, 19)
 Egbert Marshall (1927)
 Will Martin (Mgr.) (2009, 10, 11, 12)
 Gimel Martinez (1991, 92, 93, 94)
 Frank Marx (1910, 11)
 Jamal Mashburn (1991, 92, 93)
 Steve Masiello (1997, 98, 99, 2000)
 Luke Mason (Mgr.) (2007, 08)
 Jim Master (1981, 82, 83, 84)
 James Mathewson (1942)
 Tony Mathis (1989)
 Charles Matthews (2016)
 Harvey Mattingly (1932)
 Bill Maupin (1956)
 Charles Maxson (Mgr.) (1933)
 Jack May (Mgr.) (1935, 36)
 Todd May (1983)
 Julius Mays (2013)
 Robert Mayhall (1974)
 John McAdam (Mgr.) (1970)
 Paul McBrayer (1928, 29, 30)
 Cecil McCarty (1957)
 Walter McCarty (1993, 94, 95, 96)
 Bob McCowan (1968, 69, 70, 72)
 Jim McDonald (1959, 60, 61, 62)
 James McFarland (1924, 25, 26)
 Skip McGaw (1990)
 Brian McGree (Mgr.) (2016, 17, 18)
 Lawrence McGinnis (1928, 29, 30)
 Louis McGinnis (1929, 30, 31)
 Dan McHale (Mgr.) (1998, 99, 2000, 01)
 John McIntosh (1935, 36, 37)
 Garnett McKenney (1917, 18)
 Troy McKinley (1982, 83, 84, 85)
 J. McKinney (Mgr.) (1936, 37)
 Fred McLane (1928, 29, 30)
 Lewis McManus (1956, 57)
 Malcom McMulle (1946, 47)
 Jim Meek (1958)
 Giles Meadors (Mgr.) (1912)
 Jodie Meeks (2007, 08, 09)
 Ron Mercer (1996, 97)
 Hub Metry (Mgr.) (1964, 65)
 Brett Miller (Mgr.) (2010, 11, 12)
 Darius Miller (2009, 10, 11, 12)
 David Miller (1973, 74)
 Derrick Miller (1987, 88, 89, 90)
 Larry Miller (1972)
 Len Miller (1928, 29)
 Cameron Mills (1995, 96, 97, 98)
 Chris Mills (1989)
 Don Mills (1957, 58, 59, 60)
 Dusty Mills (2008)
 Ray Mills (1954, 55, 56, 57)
 Terry Mills (1967, 68, 69, 70, 71)
 Stanley Milward (1928, 29, 30)
 Will Milward (1924, 25)
 Dirk Minniefield (1980, 81, 82, 83)
 Billy Mitchell (1954)
 Donnie Mitts (1964)
 Terry Mobley (1962, 63, 64, 65)
 Nazr Mohammed (1996, 97, 98)
 Gayle Mooney (1926)
 Malik Monk (2017)
 George Montgomery (1903)
 Joel Moody (1959)
 Bob Moore (Mgr.) (1950, 51, 52)

Caleb Moore (Mgr.) (2000, 01, 02, 03)
 Eric Moore (Mgr.) (1989)
 Johnny Moran (Mgr.) (2016, 17, 18)
 Ralph Morgan (1913, 14, 15)
 Read Morgan (1950, 51)
 John Morris (1933)
 Jonathan Morris (Mgr.) (2005)
 Randolph Morris (2005, 06, 07)
 Walter Morris (1919)
 Jeff Morrow (Mgr.) (1989, 90, 91, 92)
 Marc Moseley (1973)
 Tom Moseley (1943, 44)
 Ravi Moss (2003, 04, 05, 06)
 Thomas Mossberger (1957)
 Mychal Mulder (2016, 17)
 Kevin Murphy (Mgr.) (1998, 99, 2000)
 Zach Murphy (Mgr.) (2005, 06, 07, 08)
 Jamal Murray (2016)

N

Cotton Nash (1961, 62, 63, 64)
 Gene Neff (1951, 52)
 Alonzo Nelson (1945)
 Charles Neville (1964)
 Roger Newman (1957, 61)
 C.M. Newton (1950, 51)
 David Nile (1961)
 Tommy Nichols (1936)
 Brad Noe (Mgr.) (2006)
 Nerlens Noel (2013)
 Paul Noel (1943)
 Randy Noll (1969, 70)
 Vernon Nugent (1933)

O

Lukasz Obrzut (2004, 05, 06, 07)
 Mike O'Connell (1951)
 Dan Omlor (Mgr.) (1964)
 Bernard Oppen (1937, 38, 39)
 Andrew Orтели (Mgr.) (2012, 13, 14, 15)
 Donald Orme (1940, 41)
 Daniel Orton (2010)
 Hays Owens (1928, 29, 30)

P

Scott Padgett (1995, 97, 98, 99)
 Harold Park (Mgr.) (1945)
 Randy Page (1968)
 James Park (1912, 14)
 Clyde Parker (1943)
 Ed Parker (Mgr.) (1919)
 Glen Parker (1944)
 J. Ed Parker (1944, 45, 46, 47)
 Jason Parker (2001, 02)
 Tom Parker (1969, 70, 71, 72)
 Jack Parkinson (1944, 45, 46, 48)
 Michael Parks (1990, 91)
 Dick Parsons (1958, 59, 60, 61)
 Patrick Patterson (2008, 09, 10)
 Tom Payne (1971)
 Bart Peak (1916, 17)
 Len Pearson (1950)
 John Pelphrey (1988, 89, 90, 91, 92)
 Doug Pendergraft (1961, 62)
 E.S. Penick (1943)
 Steve Penhorwood (1970, 71)
 Blake Perkins (Mgr.) (2013, 14, 15, 16)
 Bobby Perry (2004, 05, 06, 07)
 Dan Perry (1970, 71, 72)

Dwight Perry (2007, 08, 09)
 George Perry (Mgr.) (1954)
 Phil Phelps (1955)
 Mike Phillips (1975, 76, 77, 78)
 Frank Phipps (1927)
 Bill Pieratt (1960)
 Ed Pierce (1903)
 Matt Pilgrim (2009)
 Wayne Plummer (1909, 10)
 Jarrod Polson (2011, 12, 13, 14)
 Kenneth Polson (1927)
 Randy Pool (1967, 68, 69, 70)
 Stacey Poole (2011)
 Mark Pope (1994, 95, 96)
 Michael Porter (2007, 08, 09)
 Tommy Porter (1965, 66, 67, 68)
 Shelby Post (1908, 09, 10)
 Sam Potter (1934, 35)
 William Poyntz (1921 22, 23)
 Alex Poythress (2013, 14, 15, 16)
 Gerald Powell (1961)
 Dickie Prater (1951)
 Mike Pratt (1967 68, 69, 70)
 R.C. Preston (1911, 12, 13, 14)
 Woodrow Preston (1952)
 Dwight Price (1951)
 Jared Prickett (1993, 94, 95, 97)
 Tayshaun Prince (1999, 2000, 01, 02)
 Linville Puckett (1954, 55)
 Dillon Pulliam (2016, 17, 18)
 Larry Pursiful (1959, 60, 61, 62)

R

Denny Radabaugh (1962, 63)
 Henry Rambo (1957)
 Frank Ramsey (1951, 52, 54)
 Lloyd Ramsey (1941, 42)
 Tripp Ramsey (Mgr.) (1976, 77)
 Julius Randle (2014)
 Jeff Ray (1973)
 Robert Reynolds (Mgr.) (1932)
 Al Reynolds (1945)
 Rodrick Rhodes (1993, 94, 95)
 A.T. Rice (1922, 23, 24, 25)
 Bobby Rice (1960)
 Dick Richards (1933)
Nick Richards (2018)
 Stanley Ridd (1912)
 S.H. Ridgeway (1920, 21)
 Andre Riddick (1992, 93, 94, 95)
 Sam Ridgway (1920, 21)
 Carl Riefkin (1923, 24)
 Pat Riley (1964, 65, 66, 67)
 Ruric Roark (1904)
 Roy Roberts (1959, 60, 61, 62, 63)
 Jess Robertson (1941)
 Louis Robertson (1941, 42)
 Rick Robey (1975, 76, 77, 78)
 Al Robinson (1958, 59, 60)
 William "Doc" Rodes (1917)
 William Rodes (1909, 10)
 Andrew Rogers (Mgr.) (2010)
 Karl Rohs (1924, 25)
 Don Rolfes (1962, 63)
 Kenneth Rollins (1943, 47, 48)
 Rajon Rondo (2005, 06)
 Van Buren Ropke (1927)
 Gayle Rose (1951 52, 54, 55)
 Jimmy Rose (1963)

Harold Ross (1955, 56, 57, 58)
 Ben Roth (Mgr.) (1915)
 Layton Rouse (1938, 39, 40)
 Willie Rouse (1951, 52, 54)
 Jerry Rump (1960)
 Joe Rupert (1933)
 Herky Rupp (1959, 60, 61, 62)
 Tony Russell (Mgr.) (1994, 95, 96, 97)

S

Forest Sale (1931, 32, 33)
 Chad Sanders (Mgr.) (2007, 08, 09, 10)
 Matt Scherbenske (2008, 09)
 Jack Schifflin (1945)
 Steve Schmitt (1968)
 Charles Schrader (1914, 16, 17)
 Wilber Schu (1943, 44, 45, 46)
 Otto Schwant (1915, 16)
 Fred Scott (1956)
 Herschel Scott (1913, 14, 15)
 Mike Scott (1987, 88, 89)
 Leon Szczepanski (1955)
 Jason Seamonds (Mgr.) (1998, 99)
 Cory Sears (2001, 02)
 Brian Sensibaugh (Mgr.) (2014)
 Jim Server (1915, 16)
 Evan Settle (1932, 33, 34)
 Arthur Shanklin (1918)
 Shelby Shanklin (1907, 08, 10)
 Brown Sharp (1952)
 Roy Sharp (1957)
 James Sharpe (1927)
 Hubbard Shewhan (1910)
 Bobby Shepherd (1957)
 Jeff Sheppard (1994, 95, 96, 97, 98)
 Jay Shidler (1977, 78, 79, 80)
 Terry Shigg (1987)
 Oliver Simmons (1996, 97)
 Boone Simpson (1919)
 Laune Simpson (1962)
 Glenn Sims (Mgr.) (1973)
 Rekalin Sims (2006)
 George Skinner (1931, 32, 33)
 Landon Slone (2009)
 Bobby Slusher (1958, 59)
 Will Smether (1948)
 Adrian Smith (1957, 58)
 Bill Smith (1955, 56, 57, 58)
 Doug Smith (Mgr.) (2006)
 G.J. Smith (1972, 73, 74, 75)
 Gilbert Smith (1920, 21, 22, 23)
 Greg Smith (1972)
 Saul Smith (1998, 99, 00, 01)
 Mark Soderberg (1969, 70, 71)
 Bob Sparkman (1960)
 Ernest Sparkman (1945)
 Patrick Sparks (2005, 06)
 Devlin Sparrow (1961)
 Benny Spears (1967, 68)
 Larry Spears (1938)
 Bill Spicer (1936)
 Carey Spicer (1929, 30, 31)
 Charles Spilman (1923)
 Bill Spivey (1950, 51, 52)
 Vincent Splane (1942)
 Claire St. John (1904)
 Carl Staker (1940, 41, 42)
 Larry Stamper (1970, 71, 72, 73)
 Greg Starrick (1968, 69)



John Steele (1954)
 Larry Steele (1968, 69, 70, 71)
 Oliver Steele (1926)
 Elmore Stephens (1972)
 Tim Stephens (1977, 78, 79)
 Warren Stephens (1957)
 Perry Stevenson (2007, 08, 09, 10)
 A.J. Stewart (2008, 09)
 Gene Stewart (1964, 65, 66, 67)
 Bobby Stiliz (1936)
 Brian Stocker (Mgr.) (1994, 95, 96, 97)
 Brandon Stockton (2003, 04, 05, 06)
 Marvin Stone (2000, 01, 02)
 Neville Stone (1908)
 John Strogh (1945, 48, 49)
 Robert Stroh (1937)
 Guy Strong (1950, 51)
 Michael Stump (Mgr.) (2014, 15, 16, 17)
 Barkley Sturgill (1946)
 William Sturgill (1945, 46)
 Don Sullivan (Mgr.) (1978, 79)
 Anthony Summers (Mgr.) (1998, 99, 2000)
 Bill Surface (Mgr.) (1955)
 Mike Surface (1959)
 Sean Sutton (1988, 89)
 Todd Svoboda (1993)
 Dan Swartz (1952)
 Steve Swennes (1968)
 John Szalay (1964)

T

Todd Tackett (1999, 2000, 01)
 Bob Tallent (1965, 66, 67)
 Thomas Tanner (1910)
 Spencer Tatum (Mgr.) (1989, 90, 91, 92)
 Vincent Tatum (Mgr.) (1991, 92)
 Bob Taylor (1934, 35, 36)
 Marquis Teague (2012)
 Jackie Terrell (1954)
 Alan Theobald (Mgr.) (1968)
 H.C. Thomas (1918, 19)
 Henry Thomas (1990, 91, 92)
 Irving Thomas (1986, 87)
 Roger Thomas (Mgr.) (1982, 83)
 Sheray Thomas (2004, 05, 06, 07)
 Alvin Thompson (1917)
 Homer Thompson (1937, 38, 39)
 Tommy Thompson (Mgr.) (1960)
 Jody Thompson (1991)
 Polk Threlkeld (1910)
 Bob Tice (1937)
 Milton Ticco (1941, 42, 43)
 Edward Tierney (1934, 35)
 Clarence Tillman (1979)
 Aminu Timberlake (1992, 93)
 Jack Tingle (1944, 45, 46, 47)
 Ralph Tipton (1960)
 Carlos Toomer (1991, 92)
 Garland Townes (1948, 49, 50)
 Karl-Anthony Towns (2015)
 Len Tracy (1925)
 John Trivette (1938)
 Bill Trott (1929, 30, 31)
 Lou Tsiropoulos (1951, 52, 54)
 Jack Tucker (1933, 34, 35)
 Frank Tully (1965)
 Wayne Turner (1996, 97, 98, 99)
 Melvin Turpin (1981, 82, 83, 84)

Paul Turrell (1935)
 William P. Tuttle (1912, 13, 14, 15)

U

Tyler Ullis (2015, 16)
 Eiki Umezaki (Mgr.) (1989)
 Lovell Underwood (1924, 25, 26)
 Gary Utz (1974)

V

Jarred Vanderbilt (2018)
 Eloy Vargas (2011, 12)
 Robert Vent (Mgr.) (2018)
 Chuck Verderber (1979, 80, 81, 82)
 Frank Vogel (Mgr.) (1996)
 John Vogt (1903)
 George Vulich (1944, 45)

W

George Waggoner (1961)
 Antoine Walker (1995, 96)
 Harris Walker (1938)
 J. Rice Walker (1936, 37, 38)
 Kenny Walker (1983, 84, 85, 86)
 John Wall (2010)
 Jay Wallace (1926)
 Reggie Warford (1973, 74, 75, 76)

PJ Washington (2018)

Lawrence Waters (1905)
 James Wathen (1957)
 Robert Watson (1950, 51, 52)
 Jim Weber (1943, 46)
 James Wells (1951)
 Jimmy Weiland (1951)
 A.J. Weisenberger (1911, 12, 13)
 Wylie B. Wendt (Mgr.) (1906)
 Leo Wenkley (Mgr.) (1930)
 Randy Whaley (1951)
 Clint Wheeler (1967, 68, 69, 70, 71)
 Larry Wheeler (1961)
 Lucian Whitaker (1950, 51, 52)
 Sam Whitaker (Mgr.) (2018)
 Hubert White (1925)
 Waller White (1940, 41, 42)
 Don Whitehead (1944)
 Walter Whittaker (1950)
 Ernie Whitus (1974, 75)
 Ferdinand Wieman (1927)
 James Wilhelm (1920, 21, 22)
 William Wilkinson (1922, 23, 24)
 Adam Williams (2006)
 Donald Williams (2009)
 LaVon Williams (77, 78, 79, 80)
 Morakinyo Williams (2008)
 Steve Williams (1977)
 Derek Willis (2014, 15, 16, 17)
 Maury Wilson (1906, 07, 08)
 W.C. Wilson (Mgr.) (1913)
 Kyle Wiltjer (2012, 13)
 Bob Windsor (1966)
 Dwayne Wingler (1955)
 Roger Wood (1973, 74)
 Sean Woods (1990, 91, 92)
 Ron Woodward (1963)
 Charles Worthington (1931, 32)
 Charles Wright (1905)
 H.J. Wurtele (1904)
 Paul Wyatt (1961)
 Tai Wynyard (2016, 17, 18)

Y

George Yates (1930, 31, 33)
 Humzey Yessin (Mgr.) (1946, 47, 48, 49)
 Singleton Yeary (1945)
 Rudy Yessin (1944)
 James Young (2014)

Z

Sam Zeaman (1946)
 George Zerfoss (1916, 18, 19)
 Karl Zerfoss (1913, 14, 15, 16)
 Tom Zerfoss (1914)
 Todd Ziegler (1985, 86, 77)

** List includes known freshman team members

^ Special thanks to Jon Scott

RETIRED JERSEYS

As the videotape rolls through the history of the Kentucky basketball program, the highlights are countless.

Eight national championships. Numerous Southeastern Conference titles. Last-second shots. The trophies. The net cutting. Victory upon victory. The pictures and images continue to roll.

Year after year, the Wildcats have contended for national championships and produced a host of All-Americans. The UK program also has stocked the NBA with top young talent.

But the ultimate honor for a Wildcat player or coach is to have his jersey retired. Through the years, 43 former players, coaches and contributors have received this recognition.

According to former UK sports information director Russell Rice, the first jersey retired was Layton "Mickey" Rouse, an All-SEC guard who captained the 1940 UK squad. At the annual banquet following the season, Coach Adolph Rupp surprised Rouse when he presented him with his entire uniform.

Following the 1949 season, Rupp honored the four seniors from the back-to-back national championship teams — Cliff Barker, Ralph Beard, Alex Groza and Wallace "Wah Wah" Jones, along with 1948 team captain Kenny Rollins

— by retiring their jerseys and stating that their numbers would never be worn again by a Kentucky player. It was then that they were tagged "the Fabulous Five" after Rupp made mention there would never be another team that "fabulous."

However, with the streamlining of jersey numbers by the NCAA, the jerseys are retired but the numbers remain active.

Two contributors have been selected for the basketball program's highest honor, including the late Cawood Ledford, the radio "Voice of the Wildcats" for 39 years. In 1997, Bill Keightley, the lovable and dedicated equipment manager known as "Mr. Wildcat," also was selected. And the great coaches have been honored as well — Rupp, Joe B. Hall and Rick Pitino.

Each selection has been presented with a framed jersey and a banner proudly hangs from the Rupp Arena rafters.

An individual must be a member of the Hall of Fame and be 10 years removed from a UK athletics Hall of Fame career to be eligible for jersey retirement. A committee consisting of Hall of Famers, media members, campus representatives, and current coaches and administrators elects new inductees each year. A subcommittee also considers possible jersey retirements.

In recognition of outstanding contributions to the University of Kentucky basketball program, the UK Athletics Department has retired jerseys honoring the following:



Basil Hayden
1920-22



56 - Burgess Carey
1925-26



Carey Spicer
1929-31



Adolph Rupp
Head Coach - 1931-72



Forest "Aggie" Sale
1931-33




**7 - John "Frenchy"
DeMoisey**
1932-34



**4 - Layton "Mickey"
Rouse**
1938-40



***26 - Kenny Rollins**
1943, 47-48




***15 - Alex Groza**
1945, 47-49



***12 - Ralph Beard**
1946-49



***27 - Wallace Jones**
1946-49



***22 - Cliff Barker**
1947-49



77 - Bill Spivey
1950-51




***30 - Frank Ramsey**
1951-52, 54



***6 - Cliff Hagan**
1951-52, 54



***16 - Lou Tsiropoulos**
1951, 52-54




***42 - Billy Evans**
1952, 54-55




***20 - Gayle Rose**
1952, 54-55



Cawood Ledford
"Voice of the Wildcats"
1953-92



***22 - Jerry Bird**
1954-56



***44 - Phil Grawemeyer**
1954-56



50 - Bob Burrow
1955-56



52 - Vernon Hatton
1956-58




24 - Johnny Cox
1957-59



Bill Keightley
"Mr. Wildcat"
Equipment Manager
1962-2008



44 - Cotton Nash
1962-64



10 - Louie Dampier
1965-67



42 - Pat Riley
1965-67



44 - Dan Issel
1968-70



Joe B. Hall
Head Coach - 1973-85




35 - Kevin Grevey
1973-75



21 - Jack Givens
1975-78




53 - Rick Robey
1975-78




4 - Kyle Macy
1978-80




31-Sam Bowie
1980-81, 84




34 - Kenny Walker
1983-86




32 - Richie Farmer
1989-92




12 - Deron Feldhaus
1989-92



34 - John Pelphrey
1989-92




11 - Sean Woods
1990-92



24 - Jamal Mashburn
1991-93



Rick Pitino
Head Coach - 1990-97



00-Tony Delk
1993-96

★ Member of "The Fabulous Five,"
1948 national champions &
Olympic gold medalists

* Member of 1954 undefeated
national champions



ALL-AMERICANS

A total of 55 Wildcats have earned All-America honors, as recognized by the NCAA. Of those players, 21 have been named consensus First Team All-America 26 times. The following is a chronological listing of all UK basketball players who have been named to the NCAA-recognized All-America teams, beginning with forward Basil Hayden in 1921. The NCAA currently utilizes the Associated Press, the National Association of Basketball Coaches, the U.S. Basketball Writers Association and The Sporting News to determine consensus All-Americans.

PLAYER	YEAR	SELECTION BOARD
Basil Hayden	1921•	HF
Burgess Carey	1925•	HF
Carey Spicer	1929	HF
	1931	HF
Paul McBrayer	1930	HF
Louis McGuinness	1930	CH-3rd
Forest Sale	1932•	HF, CY, CH-1st
	1933•	HF, CY, CH-1st
Ellis Johnson	1933	HF
John DeMoisey	1934	HF
William Davis	1934	CY-3rd
LeRoy Edwards	1935•	HF, CY-2nd
Bernard Oppen	1939••	CY-1st
Lee Huber	1941	HF
Milt Tico	1943	Pic-3rd
Bob Brannum	1944•	HF, TSN-1st, CY-2nd, Pic-2nd
Wilber Schu	1945	DD-2nd
Jack Parkinson	1946••	HF-1st, CY-1st, TM-3rd
Jack Tingle	1946	CY-3rd
	1947	TM-2nd, NABC-2nd
Ralph Beard	1947•	HF-1st, CY-1st, TM-1st, NABC-2nd
	1948•	AP-1st, HF-1st, CY-1st, TM-1st, NABC-1st
	1949•	AP-1st, UPI-1st, LM-2nd, Col-1st, CY-1st, HF-1st, TSN-1st
Alex Groza	1947•	HF-2nd, CY-2nd, TM-1st, NABC-1st
	1948••	AP-2nd, HF-2nd, CY-1st, TM-2nd, NABC-2nd
	1949•	AP-1st, UPI-1st, LM-1st, CY-1st, HF-1st, TSN-1st
Wah Wah Jones	1947	HF-2nd, CY-2nd
	1948	CY-3rd, TM-3rd
	1949••	AP-2nd, UPI-1st, CY-1st, TSN-2nd
Jim Line	1950	UPI-3rd

PLAYER	YEAR	SELECTION BOARD
Bill Spivey	1950	AP-3rd, UPI-3rd, INS-3rd, HF-3rd
	1951•	AP-1st, UPI-1st, LM-1st, INS-1st, Col-1st, CY-1st, HF-1st, TSN-1st
Frank Ramsey	1951	AP-3rd, UPI-3rd, CY-3rd, TSN-2nd
	1952	AP-2nd, UPI-2nd, CY-1st, HF-2nd, Ath-1st
	1954••	AP-2nd, UPI-2nd, LM-1st, INS-2nd, CY-1st, HF-2nd, TM-2nd, NABC-2nd
Cliff Hagan	1952•	AP-1st, UPI-1st, Col-1st, INS-1st, CY-2nd, HF-1st, Ath-1st
	1954•	AP-1st, UPI-1st, LM-2nd, INS-1st, NEA-1st, Col-1st, CY-2nd, HF-1st, To-2nd, NABC-1st
Robert Watson	1952	Ath-3rd
Bob Burrow	1955	AP-3rd, HF-2nd
	1956••	AP-3rd, UPI-3rd, LM-1st, NEA-2nd, Col-2nd, CY-2nd, HF-2nd, NABC-1st
Johnny Cox	1957	UPI-3rd, HF-3rd
	1959•	AP-1st, UPI-2nd, NEA-2nd, NABC-1st, USBWA-1st, CY-1st, HF-1st, TSN-2nd
Vernon Hatton	1958	CY-1st, HF-1st
Billy Ray Lickert	1961	HF-2nd
Cotton Nash	1962••	AP-2nd, USBWA-1st, UPI-2nd, NABC-3rd, TSN-2nd, CA-1st
	1963••	AP-2nd, NABC-2nd, USBWA-1st, UPI-2nd, NEA-2nd, LM-2nd, CY-2nd, HF
	1964•	AP-1st, NABC-1st, USBWA-1st, UPI-1st, TSN-2nd, CY-1st, HF
Louie Dampier	1966••	AP-1st, NABC-2nd, UPI-2nd, CY-1st, HF
	1967••	AP-2nd, NABC-3rd, UPI-3rd, CY-2nd, HF
Thad Jurecz	1966	AP-3rd
Pat Riley	1966	AP-3rd, USBWA-1st, UPI-3rd, CY-2nd, HF
Dan Issel	1969••	AP-2nd, NABC-2nd, USBWA-1st, UPI-3rd, TSN-2nd, CY-1st, HF
	1970•	AP-1st, NABC-1st, USBWA-1st, UPI-1st, TSN-1st, CY-1st, HF
Mike Pratt	1970	CY-2nd



PLAYER	YEAR	SELECTION BOARD
Kevin Grevey	1974	NABC-5th , HF
	1975••	AP-2nd, NABC-2nd, USBWA-1st, UPI-2nd, TSN-2nd, CY-2nd , HF
Jack Givens	1976	HF
	1977	NABC-4th , HF
	1978••	AP-2nd, NABC-2nd, USBWA-2nd, UPI-2nd, CY-1st, WA-1st , HF
Rick Robey	1977	NABC-4th , CY-1st
	1978••	AP-3rd, NABC-1st, UPI-2nd, TSN-2nd, CY-1st, WA-1st , HF
Kyle Macy	1978	UPI-3rd
	1979	NABC-3rd , CY-2nd
	1980•	AP-1st, NABC-1st, USBWA-1st, UPI-1st, TSN-1st, CY-1st, WA-1st , HF
Sam Bowie	1981••	AP-3rd, NABC-2nd, USBWA-2nd, UPI-3rd, TSN-2nd, CY-1st, BT-2nd , HF
	1984	AP-2nd, TSN-2nd
Melvin Turpin	1983	HF
	1984••	AP-3rd, NABC-2nd, USBWA-2nd, UPI-3rd, BT-3rd
Kenny Walker	1985••	AP-2nd, NABC-2nd, USBWA-2nd, UPI-2nd, BT-2nd, WA-1st
	1986•	AP-1st, NABC-1st, USBWA-1st, UPI-1st, TSN-2nd, BT-1st, WA-1st
Rex Chapman	1988	NABC-3rd, BT-3rd
Jamal Mashburn	1992	BT-2nd
Tony Delk	1993•	AP-1st, NABC-1st, USBWA-1st, UPI-1st, TSN-1st, BT-1st, WA-1st
	1996•	AP-2nd, NABC-2nd, USBWA-1st, UPI-1st, TSN-2nd, BT-2nd, WA-1st
Ron Mercer	1997•	AP-1st, NABC-1st, USBWA-1st, TSN-2nd, BT-2nd, WA-1st
Scott Padgett	1999	WA-1st
Tayshaun Prince	2001••	AP-2nd, USBWA-2nd, NABC-3rd, BT-2nd, WA-1st
	2002	AP-3rd, NABC-2nd
Keith Bogans	2003	AP-3rd, NABC-2nd, TSN-3rd, BT-3rd
Jodie Meeks	2009••	AP-2nd, USBWA-2nd, NABC-2nd, TSN-2nd, ESPN-2nd, Rivals-2nd
DeMarcus Cousins	2010••	AP-1st, USBWA-2nd, NABC-2nd, TSN-2nd, WA-1st, CBS-1st, FOX-1st, Yahoo-1st, Rivals-1st, BT-2nd

PLAYER	YEAR	SELECTION BOARD
John Wall	2010•	AP-1st, USBWA-1st, NABC-1st, TSN-1st, WA-1st, CBS-1st, FOX-1st, Yahoo-1st, Rivals-1st, BT-1st
Terrence Jones	2011	Yahoo-3rd
Anthony Davis	2012•	AP-1st, USBWA-1st, NABC-1st, TSN-1st, CBS-1st, WA-1st
Michael Kidd-Gilchrist	2012••	AP-3rd, USBWA-2nd, NABC-3rd, TSN-2nd, CBS-2nd
Julius Randle	2014	AP-3rd, NABC-3rd
Willie Cauley-Stein	2015•	AP-1st, USBWA-1st, NABC-1st, TSN-1st, NBC-1st, USA-1st, SI-2nd, CBS-1st, WA-1st
Karl-Anthony Towns	2015••	AP-2nd, NABC-2nd, TSN-3rd, USA-1st, CBS-2nd, SI-2nd
Tyler Ulis	2016•	AP-1st, USBWA-2nd, NABC-2nd, TSN-1st, USA-1st, CBS-1st, SI-1st, WA-1st
Jamal Murray	2016	AP-3rd, USA-2nd, CBS-3rd
Malik Monk	2017••	AP-2nd, USBWA-2nd, NABC-2nd, TSN-2nd, USA-2nd, NBC - 2nd; ESPN - 3rd; CBS - 3rd
De'Aaron Fox	2017	CBS - 3rd; USA - 3rd; ESPN - 3rd; AP - HM

Bold indicates the All-America selection was recognized by the NCAA that year

Key: • Consensus; ••2nd Team Consensus; AP: Associated Press; Ath: Athletic Publications; BT: Basketball Times; CA: Coach and Athlete; CBS: CBSSports.com CH: College Humor Magazine; Col: Colliers (Basketball Coaches); CY: Converse Yearbook; DD: Don Dunphy; ESPN: ESPN.com; FOX: FOX Sports; HF: Helms Foundation; INS: International News Service; LM: Look Magazine; NABC: National Association of Basketball Coaches; NBC: NBC Sports; NEA: Newspaper Enterprises Association; Pic: Pic Magazine; Rivals: Rivals.com; SI: Sports Illustrated; To: Tempo; TSN: The Sporting News; TM: True Magazine; USBWA: U.S. Basketball Writers Association; UPI: United Press International; USA: USA Today; WA: John R. Wooden Award; Yahoo: Yahoo! Sports

HALL OF FAME

NAISMITH HALL OF FAME

1969	Adolph Rupp (Coach 1931-72)
1978	Cliff Hagan (1951-52, '54)
1982	Frank Ramsey (1951-52, '54)
1993	Dan Issel (1968-70)
2000	C.M. Newton (MBB 1949-51; AD 1989-2000)
2008	Pat Riley (1965-67)
2010	Adrian Smith* (1956-58)
2013	Rick Pitino (Coach 1990-97)
2015	John Calipari (Coach 2010-Present)
	Louie Dampier (1965-67)

* Smith was inducted as a part of the 1960 USA Olympic Team

NATIONAL COLLEGIATE BASKETBALL HALL OF FAME

2006	Cliff Hagan (1951-52, '54)
	Dan Issel (1968-70)
	C.M. Newton (MBB 1949-51; AD 1989-2000)
	Frank Ramsey (1951-52, '54)
	Adolph Rupp (Coach 1931-72)
2011	Eddie Sutton (Coach 1986-89)
2012	Joe B. Hall (Coach 1973-85)
	Jim Host (Contributor 1957-59)

UK ATHLETICS HALL OF FAME

UK's Athletic Hall of Fame, organized in 2005, recognizes and honors persons whose participation and contributions enriched and strengthened the university athletic program. Athletes are required to wait five years after completing their Wildcat playing career before being eligible for the honor. The charter class was comprised of those individuals who had previously had their jersey retired at Rupp Arena, Kroger Field, Memorial Coliseum and Cliff Hagan Stadium.

2005	Cliff Barker (1947-49)
	Ralph Beard (1946-49)
	Jerry Bird (1954-56)
	Sam Bowie (1980-81, '84)
	Bob Burrow (1955-56)
	Burgess Carey (1925-26)
	Johnny Cox (1957-59)
	Louie Dampier (1965-67)
	John "Frenchy" DeMoisey (1932-34)
	Billy Evans (1952, '54-55)
	Richie Farmer (1989-92)
	Deron Feldhaus (1989-92)
	Jack Givens (1975-78)
	Phil Grawemeyer (1954-56)
	Kevin Grevey (1973-75)
	Alex Groza (1945, '47-49)
	Ralph Hacker (Broadcaster 1966-2000)
	Cliff Hagan (1951-52, '54)
	Joe B. Hall (Coach 1973-85)

	Vernon Hatton (1956-58)
	Basil Hayden (1920-22)
	Jim Host (Contributor 1957-59)
	Dan Issel (1968-70)
	Wah Wah Jones (MBB 1946-49, FB 1945-48)
	Bill Keightley (Equipment Mgr. 1962-2008)
	Cawood Ledford (Broadcaster 1953-92)
	Kyle Macy (1978-80)
	Jamal Mashburn (1991-93)
	Cotton Nash (1962-64)
	John Pelphrey (1989-92)
	Rick Pitino (Coach 1990-97)
	Frank Ramsey (1951-52, '54)
	Russell Rice (SID 1967-87)
	Pat Riley (1965-67)
	Rick Robey (1975-78)
	Kenny Rollins (1943, '47-48)
	Gayle Rose (1952, '54-55)
	Layton "Mickey" Rouse (1938-40)
	Adolph Rupp (Coach 1931-72)
	Forest "Aggie" Sale (1931-33)
	Carey Spicer (1929-31)
	Bill Spivey (1950-51)
	Claude Sullivan (Broadcaster 1948-67)
	Lou Tsioropoulos (1951-54)
	Kenny Walker (1983-86)
	Sean Woods (1990-92)
2006	Ellis Johnson (MBB, FB, BB, TF 1930-33)
	Adrian Smith (1956-58)
2007	Larry Conley (1964-66)
	Harry Lancaster (Dir. of Athletics, 1968-75; BB Head Coach 1947, 1951-65; Asst. Coach 1946-70)
2008	Tony Delk (1993-96)
	C.M. Newton (MBB 1949-51; AD 1989-2000)
2009	Mike Pratt (1968-70)
2010	Mike Casey (1968-69, 71)
	Billy Ray Lickert (1959-61)
	Tayshaun Prince (1999-02)
2012	Leroy Edwards (1935)
2013	Rex Chapman (1987-88)
	Orlando "Tubby" Smith (Coach, 1998-2007)
2014	Keith Bogans (2000-03)
2015	Antoine Walker
2016	Chuck Hayes (2002-05)
2017	John Wall (2010)
2018	Anthony Davis (2012)



AWARDS AND HONORS

INTERNATIONAL PLAY

OLYMPIC MEDAL WINNERS

(UK leads the nation with 10 collegiate gold medal winners)

PLAYERS

1948:	Wallace Jones	Gold
	Cliff Barker	Gold
	Ralph Beard	Gold
	Alex Groza	Gold
	Kenny Rollins	Gold
1956:	Billy Evans	Gold
1960:	Adrian Smith	Gold
1980:	Sam Bowie*	Gold
2008:	Tayshaun Prince	Gold
2012:	Anthony Davis	Gold
2016:	DeMarcus Cousins	Gold

*United States boycotted the Moscow Games. Bowie awarded a medal by President Carter.

COACHES

1948:	Adolph Rupp	Gold
2000:	Tubby Smith	Gold

PAN AMERICA MEDAL WINNERS

1958:	Billy Evans	Gold
1959:	Adrian Smith	Gold
1975:	Rick Robey	Gold
1979:	Kyle Macy	Gold
1983:	Jim Master	Gold
1987:	Rex Chapman	Silver

FIBA WORLD CUP

PLAYERS

2014:	DeMarcus Cousins	Gold
	Anthony Davis	Gold
2017:	Hamidou Diallo (U19)	Bronze
	PJ Washington (U19)	Bronze

COACHES

2017:	John Calipari (U19)	Bronze
--------------	---------------------	--------

TOURNAMENT OF AMERICAS

MEDAL WINNER

2000:	Tubby Smith	Gold
2011:	John Calipari	Bronze w/ Dominican Republic

NATIONAL COACH OF THE YEAR

1959:	Adolph Rupp	UPI
1966:	Adolph Rupp	UPI USBWA TSN
1970:	Adolph Rupp	TSN
1978:	Joe B. Hall	Kellogg's
1986:	Eddie Sutton	AP NABC
1990:	Rick Pitino	Basketball Times
1991:	Rick Pitino	Sporting News

1998:	Tubby Smith	Basketball Weekly
2003:	Tubby Smith	AP NABC USBWA Naismith Sporting News CBS/Chevrolet Basketball Times
2005:	Tubby Smith	Jim Phelan Award
2010:	John Calipari	Adolph Rupp Cup
2015:	John Calipari	AP Naismith NABC Sporting News Adolph Rupp Cup

WINGED FOOT AWARD

1996:	Rick Pitino
1998:	Tubby Smith
2012:	John Calipari

NATIONAL PLAYER OF THE YEAR

1933:	Forest Sale	Helms
1935:	Leroy Edwards	Helms
1978:	Jack Givens	Helms
2010:	John Wall	Adolph Rupp Trophy Yahoo! Rivals
2012:	Anthony Davis	Adolph Rupp Trophy AP CBS Basketball Times Naismith TSN USBWA Wooden

NATIONAL POSITIONAL AWARD WINNERS

2012:	Anthony Davis	Pete Newell Big Man of the Year
2016:	Tyler Ullis	Bob Cousy Award
2017:	Malik Monk	Jerry West Award

NATIONAL FRESHMAN OF THE YEAR

2010:	John Wall	USBWA
2012:	Anthony Davis	USBWA TSN CBS

NATIONAL DEFENSIVE PLAYER OF THE YEAR

2012:	Anthony Davis	NABC
2015:	Willie Cauley-Stein	NABC NBC

SEC COACH OF THE YEAR

1964:	Adolph Rupp	AP Coaches
1966:	Adolph Rupp	AP Coaches
1968:	Adolph Rupp	AP UPI Coaches
1969:	Adolph Rupp	UPI Coaches
1970:	Adolph Rupp	AP UPI Coaches
1971:	Adolph Rupp	AP UPI Coaches
1972:	Adolph Rupp	Coaches
1973:	Joe B. Hall	Coaches
1975:	Joe B. Hall	AP Coaches
1978:	Joe B. Hall	Coaches
1983:	Joe B. Hall	Coaches
1986:	Eddie Sutton	AP UPI
1990:	Rick Pitino	UPI
1991:	Rick Pitino	AP
1996:	Rick Pitino	AP Coaches
1998:	Tubby Smith	AP
2003:	Tubby Smith	AP Coaches
2005:	Tubby Smith	AP Coaches

2008:	Billy Gillispie	Coaches
2010:	John Calipari	AP
2012:	John Calipari	AP Coaches
2015:	John Calipari	AP Coaches

SEC PLAYER OF THE YEAR

(Since 1965 for the AP and UPI polls, 1987 for the Coaches poll)

1966:	Pat Riley	AP
1972:	Tom Parker	AP
1973:	Kevin Grevey*	AP
1975:	Kevin Grevey	AP
1980:	Kyle Macy	AP UPI
1985:	Kenny Walker	AP UPI
1986:	Kenny Walker	AP UPI
1993:	Jamal Mashburn#	Coaches AP
1996:	Tony Delk	Coaches AP
1997:	Ron Mercer	Coaches AP
2001:	Tayshaun Prince	Coaches AP
2003:	Keith Bogans	Coaches
2010:	John Wall	Coaches AP
2012:	Anthony Davis	Coaches AP
2016:	Tyler Ulis	Coaches AP
2017:	Malik Monk	AP

* shared AP's honor with Alabama's Wendell Hudson.

shared AP's honor with Vanderbilt's Billy McCaffrey.

SEC DEFENSIVE PLAYER OF THE YEAR

2005:	Chuck Hayes	Coaches
2012:	Anthony Davis	Coaches
2013:	Nerlens Noel	Coaches
2015:	Willie Cauley-Stein	Coaches
2016:	Tyler Ulis	Coaches

SEC FRESHMAN OF THE YEAR

2008:	Patrick Patterson*	Coaches
2010:	DeMarcus Cousins	Coaches
	John Wall	AP
2011:	Terrence Jones	Coaches AP
2012:	Anthony Davis	Coaches AP
2013:	Nerlens Noel	Coaches AP
2014:	Julius Randle	Coaches AP
2015:	Karl-Anthony Towns	Coaches AP
2017:	Malik Monk	Coaches AP
2018:	Kevin Knox	Coaches

*shared honor with Florida's Nick Calathes

SEC SIXTH MAN OF THE YEAR

2012:	Darius Miller	Coaches
2013:	Kyle Wiltjer	Coaches
2015:	Devin Booker	Coaches

ALL-SEC

(from 1933-48 the SEC All-Tournament Team served as the All-SEC team)

1949:	Ralph Beard 1st AP	1st AP
	Alex Groza	1st AP
	Wah Wah Jones	1st AP

	Cliff Barker	2nd AP
	Dale Barnstable	3rd AP
1950:	Jim Line	1st AP
	Bill Spivey	1st AP
	Bill Spivey	1st AP
	Walt Hirsch	2nd AP
1951:	Frank Ramsey	1st AP
	Bill Spivey	1st AP
	Bobby Watson	1st AP
	Shelby Linville	2nd AP
1952:	Cliff Hagan	1st AP
	Frank Ramsey	1st AP
	Bobby Watson	1st AP
1954:	Cliff Hagan	1st AP
	Frank Ramsey	1st AP
	Lou Tsiioropoulos	2nd AP
1955:	Bob Burrow	1st AP
	Bill Evans	3rd AP
1956:	Bob Burrow	1st AP & Coaches
	Jerry Bird	2nd AP & Coaches
1957:	Johnny Cox	1st AP & Coaches
	Ed Beck	2nd AP
1958:	Johnny Cox	2nd AP Coaches
	Vernon Hatton	2nd AP Coaches
1959:	Johnny Cox	1st AP Coaches
	Bill Lickert	3rd AP Coaches
1960:	Bill Lickert	2nd AP Coaches
	Don Mills	2nd AP Coaches
1961:	Bill Lickert	1st AP Coaches
1962:	Cotton Nash	1st AP Coaches
	Larry Pursiful	1st AP Coaches
	Caroll Burchett	3rd AP
1963:	Cotton Nash	1st AP Coaches
1964:	Cotton Nash	1st AP Coaches
	Ted Deeken	2nd AP Coaches
	Larry Conley	3rd AP
1965:	Louie Dampier	2nd AP & UPI Coaches
	Tommy Kron	3rd AP
	Larry Conley	3rd UPI Coaches
1966:	Louie Dampier	1st AP & UPI Coaches
	Pat Riley	1st AP & UPI Coaches
	Thad Jaracz	2nd AP 3rd UPI
	Larry Conley	HM AP 3rd UPI Coaches
	Tommy Kron	HM AP 3rd UPI
1967:	Louie Dampier	1st AP & UPI Coaches
	Pat Riley	2nd AP & UPI Coaches
1968:	Mike Casey	1st AP & UPI Coaches
	Dan Issel	2nd AP & UPI Coaches
	Thad Jaracz	3rd UPI
	Mike Pratt	HM AP
1969:	Dan Issel	1st AP & UPI Coaches
	Mike Casey	2nd AP & UPI Coaches
	Mike Pratt	2nd AP & UPI Coaches
1970:	Dan Issel	1st AP & UPI Coaches
	Mike Pratt	1st AP & UPI Coaches
	Larry Steele	3rd UPI
1971:	Tom Payne	1st AP 2nd UPI Coaches
	Mike Casey	2nd AP 1st UPI
	Larry Steele	2nd AP 3rd UPI Coaches
	Tom Parker	2nd AP & UPI Coaches



	Kent Hollenbeck	3rd UPI		Rodrick Rhodes	3rd AP & Coaches
1972:	Tom Parker	1st AP & UPI Coaches		Tony Delk	1st AP & Coaches
	Jim Andrews	2nd AP 1st UPI Coaches		Rodrick Rhodes	3rd AP 2nd Coaches
	Ronnie Lyons	3rd AP 2nd UPI		Walter McCarty	3rd AP
1973:	Jim Andrews	1st AP & UPI Coaches	1996:	Tony Delk	1st AP & Coaches
	Kevin Grevey	1st AP & UPI Coaches		Antoine Walker	1st AP & Coaches
	Jimmy Dan Conner	3rd AP		Walter McCarty	3rd AP 2nd Coaches
1974:	Kevin Grevey	1st AP & UPI Coaches	1997:	Ron Mercer	1st AP & Coaches
1975:	Kevin Grevey	1st AP & UPI Coaches		Derek Anderson	3rd AP 2nd Coaches
	Jimmy Dan Conner	3rd AP & UPI		Anthony Epps	3rd Coaches
	Rick Robey	3rd AP	1998:	Nazr Mohammed	1st AP & Coaches
1976:	Jack Givens	2nd AP & UPI Coaches		Scott Padgett	3rd AP 2nd Coaches
	Mike Phillips	2nd AP & UPI		Jeff Sheppard	3rd AP
1977:	Jack Givens	1st AP & UPI Coaches	1999:	Scott Padgett	2nd AP 1st Coaches
	Rick Robey	1st AP & UPI Coaches		Wayne Turner	3rd Coaches
	Larry Johnson	3rd AP	2000:	Jamaal Magloire	1st AP & Coaches
	Mike Phillips	3rd UPI		Tayshaun Prince	2nd Coaches
1978:	Jack Givens	1st AP & UPI Coaches	2001:	Tayshaun Prince	1st AP & Coaches
	Rick Robey	1st AP & UPI Coaches		Keith Bogans	2nd AP & Coaches
	Kyle Macy	1st AP 2nd UPI Coaches	2002:	Tayshaun Prince	1st AP & Coaches
	James Lee	3rd AP	2003:	Keith Bogans	1st AP & Coaches
	Mike Phillips	3rd UPI		Marquis Estill	2nd AP & Coaches
1979:	Kyle Macy	1st AP & UPI Coaches	2004:	Erik Daniels	2nd AP 1st Coaches
	Dwight Anderson	3rd AP		Gerald Fitch	2nd AP 1st Coaches
1980:	Kyle Macy	1st AP & UPI Coaches		Chuck Hayes	3rd AP 2nd Coaches
	Sam Bowie	2nd AP 3rd UPI Coaches		Cliff Hawkins	3rd AP
1981:	Sam Bowie	1st AP & UPI Coaches	2005:	Kelenna Azubuike	2nd AP & Coaches
	Dirk Minniefield	3rd & UPI		Chuck Hayes	1st AP & Coaches
1982:	Derrick Hord	1st AP 2nd UPI Coaches		Patrick Sparks	3rd AP 2nd Coaches
	Dirk Minniefield	2nd AP UPI	2006:	Rajon Rondo	3rd AP 2nd Coaches
	Jim Master	3rd UPI		Randolph Morris	3rd AP
	Melvin Turpin	3rd UPI	2007:	Randolph Morris	1st Coaches
1983:	Melvin Turpin	1st AP & UPI Coaches	2008:	Ramel Bradley	2nd AP 1st Coaches
	Jim Master	3rd UPI		Joe Crawford	2nd Coaches
	Melvin Turpin	3rd UPI		Patrick Patterson	2nd AP & Coaches
	Kenny Walker	3rd AP	2009:	Jodie Meeks	1st Coaches & AP
1984:	Melvin Turpin	1st AP & UPI Coaches		Patrick Patterson	1st Coaches 2nd AP
	Kenny Walker	2nd AP 3rd UPI Coaches	2010:	DeMarcus Cousins	1st Coaches & AP
	Sam Bowie	3rd AP 2nd UPI Coaches		John Wall	1st Coaches & AP
1985:	Kenny Walker	1st AP & UPI Coaches		Patrick Patterson	1st Coaches 2nd AP
1986:	Kenny Walker	1st AP & UPI Coaches	2011:	Brandon Knight	1st Coaches 2nd AP
	Winston Bennett	2nd AP & UPI Coaches		Terrence Jones	1st Coaches & AP
	Roger Harden	3rd AP & UPI	2012:	Anthony Davis	1st Coaches & AP
1987:	Rex Chapman	2nd AP & UPI Coaches		Michael Kidd-Gilchrist	1st Coaches & AP
	Ed Davender	3rd AP 2nd UPI		Terrence Jones	2nd Coaches & AP
1988:	Rex Chapman	1st AP & UPI Coaches		Doron Lamb	2nd Coaches
	Winston Bennett	2nd AP & UPI Coaches	2013:	Nerlens Noel	1st Coaches & AP
	Ed Davender	3rd AP 2nd UPI	2014:	Julius Randle	1st Coaches & AP
1989:	LeRon Ellis	2nd AP & UPI		James Young	2nd Coaches
	Chris Mills	3rd AP	2015:	Willie Cauley-Stein	1st Coaches & AP
1990:	Reggie Hanson	2nd AP 3rd UPI		Karl-Anthony Towns	1st Coaches & AP
	Derrick Miller	2nd AP & UPI Coaches		Devin Booker	2nd Coaches
1991:	Reggie Hanson	2nd AP & UPI Coaches		Aaron Harrison	2nd Coaches & AP
	John Pelphrey	2nd AP 1st UPI Coaches	2016:	Jamal Murray	1st Coaches & AP
	Jamal Mashburn	3rd AP & UPI		Tyler Ulis	1st Coaches & AP
1992:	Jamal Mashburn	1st AP Coaches	2017:	De'Aaron Fox	1st Coaches & AP
1993:	Jamal Mashburn	1st AP & Coaches		Malik Monk	1st Coaches & AP
	Travis Ford	2nd AP 1st Coaches		Bam Adebayo	2nd Coaches & AP
1994:	Travis Ford	2nd AP & Coaches	2018:	Kevin Knox	1st Coaches
	Tony Delk	3rd AP 2nd Coaches		Shai Gilgeous-Alexander	2nd Coaches

**SEC ALL-DEFENSIVE**

2008:	Ramel Bradley	Coaches
2010:	Patrick Patterson	Coaches
2011:	DeAndre Liggins	Coaches
2012:	Anthony Davis	Coaches
	Michael Kidd-Gilchrist	Coaches
2013:	Nerlens Noel	Coaches
2014:	Willie Cauley-Stein	Coaches
2015:	Willie Cauley-Stein	Coaches
2016:	Tyler Ulis	Coaches

SEC ALL-FRESHMAN

1987:	Rex Chapman	Coaches
1988:	Eric Manuel	Coaches
1989:	Chris Mills	Coaches
1991:	Jamal Mashburn	Coaches
1993:	Rodrick Rhodes	Coaches
1996:	Ron Mercer	Coaches
1997:	Jamaal Magloire	Coaches
2000:	Keith Bogans	Coaches
2001:	Gerald Fitch	Coaches
	Jason Parker	Coaches
2002:	Chuck Hayes	Coaches
2005:	Rajon Rondo	Coaches
2007:	Jodie Meeks	Coaches
2008:	Patrick Patterson	Coaches
2010:	Eric Bledsoe	Coaches
	DeMarcus Cousins	Coaches
	John Wall	Coaches
2011:	Brandon Knight	Coaches
	Terrence Jones	Coaches
	Doron Lamb	Coaches
2012:	Anthony Davis	Coaches
	Michael Kidd-Gilchrist	Coaches
2013:	Willie Cauley-Stein	Coaches
	Archie Goodwin	Coaches
	Nerlens Noel	Coaches
	Alex Poythress	Coaches
2014:	Julius Randle	Coaches
	James Young	Coaches
2015:	Devin Booker	Coaches
	Trey Lyles	Coaches
	Karl-Anthony Towns	Coaches
	Tyler Ulis	Coaches
2016:	Jamal Murray	Coaches
2017:	Bam Adebayo	Coaches
	De'Aaron Fox	Coaches
	Malik Monk	Coaches
2018:	Kevin Knox	Coaches
	Shai Gilgeous-Alexander	Coaches

ALL-SOUTHERN CONFERENCE

1926:	Paul Jenkins	Coaches
1929:	Carey Spicer	Coaches
1930:	Carey Spicer	Coaches
1931:	Carey Spicer	Coaches
	Louis McGinnis	Coaches
	George Yates	Coaches
1932:	Ellis Johnson	Coaches

ALL-NCAA TOURNAMENT FINAL FOUR

1948:	Alex Groza (MVP)
1949:	Alex Groza (MVP)
1951:	Bill Spivey (MVP)
	Shelby Linville
1958:	Vernon Hatton
	Johnny Cox
1966:	Pat Riley
	Louie Dampier
1975:	Kevin Grevey
1978:	Jack Givens (MVP)
	Rick Robey
1993:	Jamal Mashburn
1996:	Tony Delk (MVP)
	Ron Mercer
1997:	Ron Mercer
	Scott Padgett
1998:	Jeff Sheppard (MVP)
	Scott Padgett
2012:	Anthony Davis (MVP)
	Michael Kidd-Gilchrist
	Doron Lamb
2014:	Julius Randle
	James Young

NCAA REGIONAL TOURNAMENT

1948:	Alex Groza (MVP)
1949:	Alex Groza (MVP)
1951:	Bill Spivey
1955:	Bob Burrow
1956:	Bob Burrow
	Jerry Bird
1957:	Johnny Cox
	Gerry Calvert
1958:	Vernon Hatton
	Johnny Cox
1959:	Bennie Coffman
1961:	Bill Lickert
1962:	Larry Pursiful
	Cotton Nash
1966:	Pat Riley (MVP)
	Louie Dampier
1968:	Mike Casey
	Dan Issel
1969:	Dan Issel
1970:	Dan Issel
1972:	Jim Andrews
1973:	Jim Andrews
1975:	Jimmy Dan Conner
1977:	Jack Givens
1978:	Kyle Macy (MVP)
	Jack Givens
	Mike Phillips
1980:	Fred Cowan
1983:	Jim Master
	Melvin Turpin
1984:	Dickey Beal (MVP)
	Melvin Turpin
	Sam Bowie
1985:	Kenny Walker



1986:	Kenny Walker	
	Winston Bennett	
1992:	Jamal Mashburn	
	Sean Woods	
1993:	Travis Ford (MVP)	
	Jamal Mashburn	
	Jared Prickett	
1995:	Tony Delk	
1996:	Tony Delk (MVP)	
	Derek Anderson	
	Anthony Epps	
	Antoine Walker	
1997:	Ron Mercer (MVP)	
	Wayne Turner	
1998:	Wayne Turner (MVP)	
	Scott Padgett	
	Jeff Sheppard	
1999:	Scott Padgett	
2003:	Keith Bogans	
	Marquis Estill	
2005:	Chuck Hayes	
2010:	DeMarcus Cousins	
	John Wall	
2011:	Brandon Knight (MVP)	
	Josh Harrellson	
	DeAndre Liggins	
2012:	Michael Kidd-Gilchrist (MVP)	
	Anthony Davis	
	Doron Lamb	
2014:	Julius Randle (MVP)	
	Aaron Harrison	
	Marcus Lee	
2015:	Karl-Anthony Towns (MVP)	
	Willie Cauley-Stein	
	Andrew Harrison	
2017:	De'Aaron Fox	
	Isaac Humphries	

SEC ALL-TOURNAMENT

1933:	Ellie Johnson	1st
	John DeMoisey	1st
	Aggie Sale	1st
	Bill Davis	2nd
1934:	John DeMoisey	1st
	Bill Davis	1st
1936:	Ralph Carlisle	1st
	Whitey Anderson	2nd
1937:	Ralph Carlisle	1st
	Warfield Dononue	1st
	Rice Walker	2nd
	Walter Hodge	2nd
1938:	Bernie Opper	1st
	Joe Hagan	2nd
1939:	Bernie Opper	1st
	Keith Farnsley	2nd
1940:	Layton Rouse	1st
	Keith Farnsley	2nd
1941:	Marvin Akers	1st
	Lee Huber	1st
	Keith Farnsley	2nd

	James King	2nd
1942:	Ermal Allen	1st
	James King	2nd
	Marvin Akers	2nd
1943:	Marvin Akers	1st
	Melvin Brewer	1st
	Milton Ticco	2nd
1944:	Bob Brannum	1st
	Jack Tingle	1st
	Jack Parkinson	1st
	Wilbur Schu	2nd
1945:	Ken Campbell	1st
	Jack Tingle	1st
	Jack Parkinson	1st
1946:	Wah Wah Jones	1st
	Ralph Beard	1st
	Jack Tingle	1st
	Jack Parkinson	1st
	Wilbur Schu	2nd
1947:	Wah Wah Jones	1st
	Ralph Beard	1st
	Jack Tingle	1st
	Joe Holland	1st
	Ken Rollins	1st
	Alex Groza	2nd
1948:	Wah Wah Jones	1st
	Ralph Beard	1st
	Ken Rollins	1st
	Alex Groza	2nd
	Cliff Barker	2nd
1949:	Wah Wah Jones	1st
	Ralph Beard	1st
	Alex Groza	1st
	Cliff Barker	2nd
1950:	Jim Line	1st
	Bill Spivey	2nd
1951:	Walter Hirsch	1st
	Bill Spivey	1st
	Cliff Hagan	2nd
1952:	Cliff Hagan	1st
	Frank Ramsey	1st
	Robert Watson	2nd
1979:	Kyle Macy (MVP)	
	Truman Claytor	
1980:	Kyle Macy	
	Sam Bowie	
1982:	Dirk Minniefield (MVP)	
1984:	Melvin Turpin	
1986:	Roger Harden	
1988:	Rex Chapman (MVP)	
	Winston Bennett	
1992:	Jamal Mashburn (MVP)	
	John Pelphrey	
1993:	Travis Ford (MVP)	
	Andre Riddick	
	Jamal Mashburn	
1994:	Travis Ford (MVP)	
	Tony Delk	
	Jeff Brassow	
1995:	Antoine Walker (MVP)	



	Mark Pope
1996:	Antoine Walker
	Walter McCarty
1997:	Ron Mercer (MVP)
	Anthony Epps
	Jared Prickett
1998:	Wayne Turner (MVP)
	Heshimu Evans
	Nazr Mohammed
	Scott Padgett
1999:	Scott Padgett (MVP)
	Wayne Turner
2001:	Tayshaun Prince (MVP)
	Keith Bogans
2003:	Keith Bogans (MVP)
	Marquis Estill
2004:	Gerald Fitch (MVP)
	Kelenna Azubuike
	Chuck Hayes
2005:	Kelenna Azubuike
2010:	John Wall (MVP)
	Eric Bledsoe
	DeMarcus Cousins
2011:	Darius Milller (MVP)
	Brandon Knight
	Josh Harrellson
2012:	Anthony Davis
	Terrence Jones
2014:	Aaron Harrison
	Julius Randle
2015:	Willie Cauley-Stein (MVP)
	Aaron Harrison
	Andrew Harrison
2016:	Tyler Ulis (MVP)
	Jamal Murray
2017:	De'Aaron Fox (MVP)
	Bam Adebayo
	Dominique Hawkins
2018:	Shai Gilgeous-Alexander (MVP)
	Wenyen Gabriel
	Kevin Knox

2011:	DeAndre Liggins
2012:	Darius Miller
2013:	Nerlens Noel
2014:	Jon Hood
2015:	Marcus Lee
2016:	Marcus Lee
2017:	Derek Willis
2018:	Dillon Pulliam

ALL-SIAA TOURNAMENT

1921:	Paul Adkins
	Bill King
	Bob Lavin

SEC COMMUNITY SERVICE TEAM

1999:	Scott Padgett
2000:	Saul Smith
2001:	Saul Smith
2002:	Tayshaun Prince
2003:	Jules Camara
2004:	Kelenna Azubuike
2005:	Chuck Hayes
2006:	Bobby Perry
2007:	Bobby Perry
2008:	Jodie Meeks
2009:	Jodie Meeks
2010:	Patrick Patterson



ACADEMIC HONORS

ACADEMIC ALL-AMERICANS

1966: Louie Dampier
1967: Louie Dampier
1969: Larry Conley
1970: Dan Issel
 Mike Pratt
1971: Mike Casey
1974: Bob Guyette
1975: Jimmy Dan Conner
 Bob Guyette
1979: Kyle Macy (1st)
1981: Chuck Verderber (HM)
1995: Mark Pope (3rd)
2016: Alex Poythress (2nd)

ACADEMIC ALL-SEC

1962: Roy Roberts
1964: Larry Conley
1965: Larry Conley
1966: Louie Dampier
 Cliff Berger
1968: Cliff Berger
1970: Mike Pratt
 Dan Issel
1971: Mike Casey
 Tom Parker
1974: Bob Guyette
1975: Jimmy Dan Conner
1979: Kyle Macy
1980: Chuck Verderber
1981: Chuck Verderber
1982: Chuck Verderber
1985: Winston Bennett
 Bret Bearup
1988: Rex Chapman
 Cedric Jenkins
1990: John Pelphrey
1992: Travis Ford
1993: Travis Ford
1994: Travis Ford
1995: Mark Pope
 Jeff Sheppard
1998: Steve Masiello
 Scott Padgett
1999: Scott Padgett
2000: J.P. Blevins
2001: J.P. Blevins
2002: J.P. Blevins
2006: Rajon Rondo
2007: Randolph Morris
 Bobby Perry
2008: Mark Coury
 Derrick Jasper
 Mark Krebs
 Jodie Meeks
 Dwight Perry

2009: Mark Krebs
 Jodie Meeks
 Dwight Perry
 Michael Porter
 Matt Scherbenske

2010: Mark Krebs
 John Wall

2011: Brandon Knight
 Jarrod Polson
 Eloy Vargas

2012: Twany Beckham
 Ryan Harrow
 Terrence Jones
 Brian Long
 Sam Malone
 Darius Miller
 Jarrod Polson
 Kyle Wiltjer

2013: Twany Beckham
 Willie Cauley-Stein
 Archie Goodwin

Tod Lanter
 Brian Long
 Sam Malone
 Julius Mays
 Nerlens Noel
 Jarrod Polson
 Alex Poythress
 Kyle Wiltjer

2014: Dominique Hawkins
 Dakari Johnson
 Tod Lanter
 Marcus Lee
 Brian Long
 Sam Malone
 Jarrod Polson
 Alex Poythress
 Derek Willis

2015: Devin Booker
 EJ Floreal
 Dominique Hawkins
 Tod Lanter
 Marcus Lee
 Brian Long
 Trey Lyles
 Sam Malone
 Alex Poythress
 Karl-Anthony Towns
 Tyler Ulis
 Derek Willis

2016: Jonny David
 EJ Floreal
 Dominique Hawkins
 Isaac Humphries
 Charles Matthews
 Alex Poythress
 Dillon Pulliam

2017: Jonny David
 Isaac Humphries
 Dillon Pulliam
 Tai Wynyard

2018: Jemarl Baker Jr.
 Brad Calipari
 Jonny David
 Dillon Pulliam
 Jarred Vanderbilt

KENTUCKY'S SINGLE-YEAR APR RATES IN THE CAL ERA

Season	UK	NCAA Avg.
2009-10	979	950
2010-11	979	953
2011-12	977	960
2012-13	1,000	964
2013-14	1,000	961
2014-15	1,000	964
2015-16	1,000	966
2016-17	1,000	967



KENTUCKY IN THE NCAA TOURNAMENT

TOTALS

- 57 appearances
- Won 126, lost 51
- Eight NCAA championships
- Four-time national runner-up
- 17 Final Four appearances
- 37 Elite Eight appearances

YEARS IN NCAA TOURNEY

1942-45-48-49-51-52-55-56-57-58-59-61-62-64-66-68-69-70-71-72-73-75-77-78-80-81-82-83-84-85-86-87*-92-93-94-95-96-97-98-99-2000-01-02-03-04-05-06-07-08-10-11-12-14-15-16-17-18

* 1988 appearance vacated as part of NCAA sanctions

The Wildcats hold numerous records in NCAA play, both as a team and individually. Here are the NCAA records held by UK:

FEWEST POINTS ALLOWED (SINGLE GAME, SINCE 1938)

6 Kentucky (75) vs. Arkansas State, Jan. 8, 1945; and Tennessee (11) vs. Temple, Dec. 15, 1973

FEWEST FIELD GOALS (SINGLE GAME, SINCE 1938)

2 Arkansas State vs. Kentucky, Jan. 8, 1945; Duke vs. N.C. State, March 8, 1968

MOST REBOUNDS (SINGLE GAME)

108 Kentucky vs. Ole Miss, Feb. 8, 1964

MOST REBOUNDS (SEASON)

2,109 Kentucky, 1951 (34 games)

MOST CONSECUTIVE HOMECOURT VICTORIES

129 Kentucky, from Jan. 4, 1943, to Jan. 8, 1955 (ended by Georgia Tech, 59-58)

UNBEATEN TEAMS (since 1938, UK is one of 12 schools)

1954 Kentucky (25-0)

30-GAME WINNERS (UK has registered more 30-game winning seasons, 15, than any other school)

38 Kentucky, 2015 (NCAA record)
 38 Kentucky, 2012 (NCAA record)
 36 Kentucky, 1948
 35 Kentucky, 1997
 Kentucky, 1998
 Kentucky, 2010
 34 Kentucky, 1947
 32 Kentucky, 1949
 Kentucky, 1951
 Kentucky, 1986
 Kentucky, 2003
 Kentucky, 2017
 30 Kentucky, 1978
 Kentucky, 1993
 Kentucky, 1996

MOST WINS BY A COACH IN HIS 1ST YEAR AT A SCHOOL

35 Tubby Smith, Kentucky, 1998
 John Calipari, Kentucky, 2010

NCAA SEASONAL STATISTICAL CHAMPIONS

WON-LOST PCT.

1954 – 1.000 (25-0)
 2015 – .974 (38-1)
 2012 – .950 (38-2)
 1978 – .938 (30-2)
 2010 – .921 (35-3)
 2003 – .889 (32-4)

SCORING OFFENSE

1952 – 82.3 PPG

SCORING MARGIN

1954 – 27.2 PPG (87.5 – 60.3)
 1952 – 26.9 PPG (82.3 – 55.4)
 1949 – 24.3 PPG (68.2 – 43.9)
 1951 – 22.2 PPG (74.7 – 52.5)
 1996 – 22.1 PPG (91.4 – 69.4)
 1997 – 20.3 PPG (83.1 – 62.8)
 2015 – 20.1 PPG (74.4 – 54.3)
 1995 – 18.4 PPG (87.4 – 69.0)
 2012 – 16.8 PPG (77.4 – 60.6)
 1957 – 14.8 PPG (84.2 – 69.4)

REBOUNDS

1951 – 2,109

FG PCT.

1983 – .556

3FG MADE

1990 – 10.04 PPG

ASSISTS

1996 – 21.8 PG
 1997 – 19.4 PG

BLOCKED SHOTS

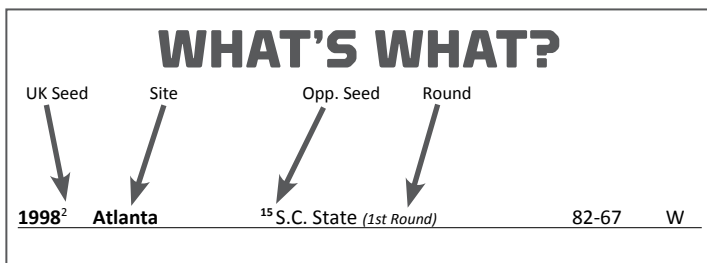
2012 – 8.6 BPG

FG PCT. DEFENSE

2012 – 37.4
 2015 – 35.4



YEAR-BY-YEAR IN THE NCAA TOURNAMENT



1942	New Orleans	Illinois (<i>Regional Semifinals</i>)	46-44	W
		Dartmouth (<i>Regional Finals</i>)	47-28	L
1945	New York	Ohio State (<i>Regional Semifinals</i>)	45-37	L
		Tufts (<i>Consolation</i>)	66-56	W
1948	New York	Columbia (<i>Regional Semifinals</i>)	76-53	W
		Holy Cross (<i>Regional Finals</i>)	60-52	W
		Baylor (<i>National Finals</i>)	58-42	W
1949	New York	Villanova (<i>Regional Semifinals</i>)	85-72	W
		Illinois (<i>Regional Finals</i>)	76-47	W
	Seattle	Oklahoma State (<i>National Finals</i>)	46-36	W
1951	Raleigh	Louisville (<i>1st Round</i>)	79-68	W
	New York	St. John's (<i>Regional Semifinals</i>)	59-43	W
		Illinois (<i>Regional Finals</i>)	76-74	W
	Minneapolis	Kansas State (<i>National Finals</i>)	68-58	W
1952	Raleigh	Penn State (<i>Regional Semifinals</i>)	82-54	W
		St. John's (<i>Regional Finals</i>)	64-57	L
1955	Evanston	Marquette (<i>Regional Semifinals</i>)	79-71	L
		Penn State (<i>Consolation</i>)	84-59	W
1956	Iowa City	Wayne State (<i>Regional Semifinals</i>)	84-64	W
		Iowa (<i>Regional Finals</i>)	89-77	L
1957	Lexington	Pittsburgh (<i>Regional Semifinals</i>)	98-92	W
		Michigan State (<i>Regional Finals</i>)	80-68	L
1958	Lexington	Miami, Ohio (<i>Regional Semifinals</i>)	94-70	W
		Notre Dame (<i>Regional Finals</i>)	89-56	W
	Louisville	Tempe (<i>National Finals</i>)	61-60	W
		Seattle (<i>National Finals</i>)	84-72	W
1959	Evanston	Louisville (<i>Regional Semifinals</i>)	76-61	L
		Marquette (<i>Consolation</i>)	98-69	W
1961	Louisville	Morehead State (<i>Regional Semifinals</i>)	71-64	W
		Ohio State (<i>Regional Finals</i>)	87-74	L
1962	Iowa City	Butler (<i>Regional Semifinals</i>)	81-60	W
		Ohio State (<i>Regional Finals</i>)	74-64	L
1964	Minneapolis	Ohio (<i>Regional Semifinals</i>)	85-69	L
		Loyola, Chi. (<i>Consolation</i>)	100-91	L
1966	Iowa City	Dayton (<i>Regional Semifinals</i>)	86-79	W
		Michigan (<i>Regional Finals</i>)	84-77	W
	College Park	Duke (<i>National Semifinals</i>)	83-79	W
		UTEP (<i>National Finals</i>)	72-65	L
1968	Lexington	Marquette (<i>Regional Semifinals</i>)	107-89	W
		Ohio State (<i>Regional Finals</i>)	82-81	L
1969	Madison	Marquette (<i>Regional Semifinals</i>)	81-74	L
		Miami, Ohio (<i>Consolation</i>)	72-71	W

1970	Columbus	Notre Dame (<i>Regional Semifinals</i>)	109-99	W
		Jacksonville (<i>Regional Finals</i>)	106-100	L
1971	Athens	Western Ky. (<i>Regional Semifinals</i>)	107-83	L
		Marquette (<i>Consolation</i>)	91-74	L
1972	Dayton	Marquette (<i>Regional Semifinals</i>)	85-69	W
		Florida State (<i>Regional Finals</i>)	73-54	L
1973	Nashville	Austin Peay (<i>Regional Semifinals</i>)	106-100 ^{OT}	W
		Indiana (<i>Regional Finals</i>)	72-65	L
1975	Tuscaloosa	Marquette (<i>1st Round</i>)	76-54	W
		Dayton (<i>Regional Semifinals</i>)	90-73	W
	San Diego	Indiana (<i>Regional Finals</i>)	92-90	W
		Syracuse (<i>National Semifinals</i>)	95-79	W
1977	Philadelphia	UCLA (<i>National Finals</i>)	92-85	L
		Princeton (<i>1st Round</i>)	72-58	W
		College Park (<i>Regional Semifinals</i>)	93-78	W
1978	Knoxville	North Carolina (<i>Regional Finals</i>)	79-72	L
		Florida State (<i>1st Round</i>)	85-76	W
	Dayton	Miami, Ohio (<i>Regional Semifinals</i>)	91-69	W
		Michigan State (<i>Regional Finals</i>)	52-49	W
St. Louis	Arkansas (<i>National Semifinals</i>)	64-59	W	
	Duke (<i>National Finals</i>)	94-88	W	
1980¹	Bowling Green	Florida State (<i>2nd Round</i>)	97-78	W
		Lexington (<i>Regional Semifinals</i>)	55-54	L
1981²	Tuscaloosa	Duke (<i>2nd Round</i>)	69-62	L
1982⁶	Nashville	UAB (<i>2nd Round</i>)	69-62	L
1983³	Tampa	Middle Tennessee (<i>1st Round</i>)	50-44	L
		Knoxville (<i>Regional Semifinals</i>)	57-40	W
1984¹	Birmingham	Indiana (<i>Regional Semifinals</i>)	64-59	W
		Louisville (<i>Regional Finals</i>)	80-68 ^{OT}	L
	Lexington	Louisville (<i>2nd Round</i>)	93-68	W
		Louisville (<i>Regional Semifinals</i>)	72-67	W
1985¹²	Salt Lake City	Illinois (<i>Regional Finals</i>)	54-51	W
		Georgetown (<i>National Semifinals</i>)	53-40	L
		Washington (<i>1st Round</i>)	66-58	W
1986¹	Charlotte	UNLV (<i>2nd Round</i>)	64-61	W
		St. John's (<i>Regional Semifinals</i>)	86-70	L
1987⁸	Atlanta	Davidson (<i>1st Round</i>)	75-55	W
		Western Kentucky (<i>2nd Round</i>)	71-64	W
		Alabama (<i>Regional Semifinals</i>)	68-63	W
		LSU (<i>Regional Finals</i>)	59-57	L
1988²	Cincinnati	Ohio State (<i>1st Round</i>)	91-77	L
1992²	Worcester	Southern (<i>1st Round</i>)	99-84	W
		Birmingham (<i>Regional Semifinals</i>)	90-81	W
		Villanova (<i>Regional Semifinals</i>)	80-74	L
1993¹	Nashville	Old Dominion (<i>1st Round</i>)	88-69	W
		Philadelphia (<i>Regional Semifinals</i>)	106-98	W
		Duke (<i>Regional Finals</i>)	87-77	W
		Rider (<i>1st Round</i>)	104-103 ^{OT}	L
1994³	St. Petersburg	Utah (<i>2nd Round</i>)	96-52	W
		Wake Forest (<i>Regional Semifinals</i>)	83-62	W
		Florida State (<i>Regional Finals</i>)	103-69	W
		Michigan (<i>National Semifinals</i>)	106-81	W
1995¹	Memphis	New Orleans (<i>1st Round</i>)	81-78 ^{OT}	L
		Tennessee State (<i>1st Round</i>)	83-70	W
		Marquette (<i>2nd Round</i>)	75-63	L
1995¹	Memphis	Mount St. Mary's (<i>1st Round</i>)	113-67	W
		Tulane (<i>2nd Round</i>)	82-60	W



	Birmingham	⁵ Arizona State (<i>Regional Semifinals</i>)	97-73	W
		² North Carolina (<i>Regional Finals</i>)	74-61	L
1996¹	Dallas	¹⁶ San Jose State (<i>1st Round</i>)	110-72	W
		⁹ Virginia Tech (<i>2nd Round</i>)	84-60	W
	Minneapolis	⁴ Utah (<i>Regional Semifinals</i>)	101-70	W
		² Wake Forest (<i>Regional Finals</i>)	83-63	W
	E. Rutherford	¹ Massachusetts (<i>National Semifinals</i>)	81-74	W
		⁴ Syracuse (<i>National Finals</i>)	76-67	W
1997¹	Salt Lake City	¹⁶ Montana (<i>1st Round</i>)	92-54	W
		⁸ Iowa (<i>2nd Round</i>)	75-69	W
	San Jose	⁴ St. Joseph's (<i>Regional Semifinals</i>)	83-68	W
		² Utah (<i>Regional Finals</i>)	72-59	W
	Indianapolis	¹ Minnesota (<i>National Semifinals</i>)	78-69	W
		⁴ Arizona (<i>National Finals</i>)	84-79 ^{OT}	L
1998²	Atlanta	¹⁵ S.C. State (<i>1st Round</i>)	82-67	W
		¹⁰ Saint Louis (<i>2nd Round</i>)	88-61	W
	St. Petersburg	⁶ UCLA (<i>Regional Semifinals</i>)	94-68	W
		¹ Duke (<i>Regional Finals</i>)	86-84	W
	San Antonio	³ Stanford (<i>National Semifinals</i>)	86-85 ^{OT}	W
		³ Utah (<i>National Finals</i>)	78-69	W
1999³	New Orleans	¹⁴ New Mexico State (<i>1st Round</i>)	82-60	W
		⁶ Kansas (<i>2nd Round</i>)	92-88 ^{OT}	W
	St. Louis	¹⁰ Miami, Ohio (<i>Regional Semifinals</i>)	58-43	W
		¹ Michigan State (<i>Regional Finals</i>)	73-66	L
2000⁵	Cleveland	¹² St. Bonaventure (<i>1st Round</i>)	85-80 ^{2OT}	W
		⁴ Syracuse (<i>2nd Round</i>)	52-50	L
2001²	Long Island	¹⁵ Holy Cross (<i>1st Round</i>)	72-68	W
		⁷ Iowa (<i>2nd Round</i>)	92-79	W
	Philadelphia	⁶ Southern Cal (<i>Regional Semifinals</i>)	80-76	L
2002⁴	St. Louis	¹³ Valparaiso (<i>1st Round</i>)	83-68	W
		¹² Tulsa (<i>2nd Round</i>)	87-82	W
	Syracuse	¹ Maryland (<i>Regional Semifinals</i>)	78-68	L
2003¹	Nashville	¹⁶ JUPUI (<i>1st Round</i>)	95-64	W
		⁹ Utah (<i>2nd Round</i>)	74-54	W
	Minneapolis	⁵ Wisconsin (<i>Regional Semifinals</i>)	63-57	W
		³ Marquette (<i>Regional Finals</i>)	83-69	L
2004¹	Columbus	¹⁶ Florida A&M (<i>1st Round</i>)	96-76	W
		⁹ UAB (<i>2nd Round</i>)	76-75	L
2005²	Indianapolis	¹⁵ Eastern Kentucky (<i>First Round</i>)	72-64	W
		⁷ Cincinnati (<i>2nd Round</i>)	69-60	W
	Austin	⁶ Utah (<i>Regional Semifinals</i>)	62-52	W
		⁵ Michigan State (<i>Regional Finals</i>)	94-88 ^{2OT}	L
2006⁸	Philadelphia	⁹ UAB (<i>1st Round</i>)	69-64	W
		¹ UConn (<i>2nd Round</i>)	87-83	L
2007⁸	Chicago	⁹ Villanova (<i>1st Round</i>)	67-58	W
		¹ Kansas (<i>2nd Round</i>)	88-76	L
2008¹¹	Anaheim	⁶ Marquette (<i>1st Round</i>)	74-66	L
2010¹	New Orleans	¹⁶ East Tennessee St. (<i>1st Round</i>)	100-71	W
		⁹ Wake Forest (<i>2nd Round</i>)	90-60	W
	Syracuse	¹² Cornell (<i>Regional Semifinals</i>)	62-45	W
		² West Virginia (<i>Regional Finals</i>)	73-66	L
2011⁴	Tampa	¹³ Princeton (<i>2nd Round</i>)	59-57	W
		⁵ Wake Forest (<i>3rd Round</i>)	71-63	W
	Newark	¹ Ohio State (<i>Regional Semifinals</i>)	62-60	W
		² North Carolina (<i>Regional Finals</i>)	76-69	W
	Houston	³ Connecticut (<i>National Semifinals</i>)	56-55	L



YEAR-BY-YEAR IN THE NCAA TOURNAMENT

2012¹	Louisville	¹⁶ Western Kentucky (<i>2nd Round</i>)	81-66	W
		⁹ Iowa State (<i>3rd Round</i>)	87-71	W
	Atlanta	⁴ Indiana (<i>Regional Semifinals</i>)	102-90	W
		³ Baylor (<i>Regional Finals</i>)	82-70	W
	New Orleans	⁴ Louisville (<i>National Semifinals</i>)	69-61	W
		² Kansas (<i>National Finals</i>)	67-59	W
2014⁸	St. Louis	⁹ Kansas State (<i>2nd Round</i>)	56-49	W
		¹ Wichita State (<i>3rd Round</i>)	78-76	W
	Indianapolis	⁴ Louisville (<i>Regional Semifinals</i>)	74-69	W
		² Michigan (<i>Regional Finals</i>)	75-72	W
	Dallas	² Wisconsin (<i>National Semifinals</i>)	74-73	W
		⁷ UConn (<i>National Finals</i>)	60-54	L
2015¹	Louisville	¹⁶ Hampton (<i>2nd Round</i>)	79-56	W
		⁸ Cincinnati (<i>3rd Round</i>)	64-51	W
	Cleveland	⁵ West Virginia (<i>Regional Semifinals</i>)	78-39	W
		³ Notre Dame (<i>Regional Finals</i>)	68-66	W
	Indianapolis	¹ Wisconsin (<i>National Semifinals</i>)	71-64	L
2016⁴	Des Moines	¹³ Stony Brook (<i>1st Round</i>)	85-57	W
		⁵ Indiana (<i>2nd Round</i>)	73-67	L
2017²	Indianapolis	¹⁵ Northern Kentucky (<i>1st Round</i>)	79-70	W
		¹⁰ Wichita State (<i>2nd Round</i>)	65-62	W
	Memphis	³ UCLA (<i>Regional Semifinals</i>)	86-75	W
		¹ North Carolina (<i>Regional Finals</i>)	75-73	L
2018⁵	Boise	¹² Davidson (<i>1st Round</i>)	78-73	W
		¹³ Buffalo (<i>2nd Round</i>)	95-75	W
	Atlanta	⁹ Kansas State (<i>Regional Semifinals</i>)	61-58	L



UK'S NCAA TOURNAMENT GAME HIGHS

TEAM POINTS

- 113 Mount Saint Mary's (1995, 1st Rd)
- 110 San Jose State (1996, 1st Rd)
- 109 Notre Dame (1970, Sweet 16)
- 106 Florida State (1993, Elite 8)
- 106 Iowa State (1992, 2nd Rd)
- 106 Austin Peay (1973, Sweet 16) [OT]

BY OPPONENT

- 107 by Western Kentucky (1971, Sweet 16)
- 106 by Jacksonville (1970, Elite 8)
- 104 by Duke (1992, Elite 8) [OT]

WINNING MARGIN

- +46 Mount St. Mary's, 1995 (1st Rd) [113-67]
- +44 Rider, 1993 (1st Rd) [96-52]
- +39 West Virginia, 2015 (Sweet 16) [78-39]
- +38 Montana, 1997 (1st Rd) [92-54]
- +38 San Jose State, 1996 (1st Rd) [110-72]

INDIVIDUAL POINTS

- 44 Dan Issel vs. Notre Dame (1970, Sweet 16)
- 41 Tayshaun Prince vs. Tulsa (2002, 2nd Rd)
- 41 Jack Givens vs. Duke (1978, Finals)
- 39 De'Aaron Fox vs. UCLA (2017, Sweet 16)
- 36 Dan Issel vs. Miami, Ohio (1969, Reg. Cons.)
- 36 Dan Issel vs. Marquette (1968, Sweet 16)

BY OPPONENT

- 52 by Austin Carr, Notre Dame (1970, Sweet 16)
- 36 by Henry Finkel, Dayton (1966, Sweet 16)
- 35 by Jim McDaniels, WKU (1971, Sweet 16)
- 34 by Carl Cain, Iowa (1956, Elite 8)

FIELD GOALS

- 18 Jack Givens vs. Duke (1978, Champ.) [27 att.]
- 17 Dan Issel vs. Notre Dame (1970, Sweet 16) [28 att.]
- 15 Jim Andrews vs. Austin Peay (1973, Sweet 16) [19 att.]
- 14 Tayshaun Prince vs. Tulsa (2002, 2nd Rd) [21 att.]
- 14 Dan Issel vs. Marquette (1968, Sweet 16) [18 att.]
- 14 Louie Dampier vs. Dayton (1966, Sweet 16) [23 att.]
- 14 Bob Burrow vs. Wayne State (1956, Sweet 16)

BY OPPONENT

- 22 by Austin Carr, Notre Dame (1970, 1st Rd) [35 att.]
- 15 by Henry Finkel, Dayton (1966, Sweet 16) [26 att.]

FIELD-GOAL ATTEMPTS

- 30 Kevin Grevey vs. UCLA (1975, Champ.) [13 made]
- 29 Bill Spivey vs. Kansas State (1951, Champ.) [9 made]
- 28 Dan Issel vs. Notre Dame (1970, Sweet 16) [17 made]
- 27 Jack Givens vs. Duke (1978, Champ.) [18 made]
- 27 Pat Riley vs. Michigan (1966, Elite 8) [13 made]
- 27 Cotton Nash vs. Loyola (1964, Reg. Cons.) [11 made]

BY OPPONENT

- 35 by Austin Carr, Notre Dame (1970, 1st Rd) [22 made]
- 32 by Elgin Baylor, Seattle (1958, Champ.) [9 made]
- 31 by James Williams, Austin Peay (1973, Sweet 16) [13]

- 29 by Don Hennon, Pittsburgh (1957, Sweet 16) [11 made]
- 26 by Ron Carter, VMI (1977, Sweet 16) [13 made]
- 26 by Henry Finkel, Dayton (1966, Sweet 16) [15 made]
- 26 by Bob Brown, Louisville (1951, 1st Rd) [7 made]

FIELD-GOAL PERCENTAGE (MIN. 8 ATTEMPTS)

- 1.000 Kenny Walker vs. WKU (1986, 2nd Rd) [11-11]
- .909 Travis Ford vs. Wake Forest (1993, Sweet 16) [10-11]
- .900 DeMarcus Cousins vs. Wake Forest (2010, 2nd Rd) [9-10]
- .900 Patrick Patterson vs. E. Tenn. St. (2010, 1st Rd) [9-10]
- .875 Three times (last, Anthony Davis vs. Louisville, 2012 Final Four)

BY OPPONENT

- 1.000 by Christian Laettner, Duke (1992, Elite 8) [10-10]
- .900 by Ben Caton, Utah (1996, Sweet 16) [9-10]
- .875 by Ric Cobb, Marquette (1969, Sweet 16) [7-8]
- .818 by Randy Ayers, Miami, Ohio (1978, Sweet 16) [9-11]

3-POINT FIELD GOALS

- 8 Eric Bledsoe vs. E. Tenn. State (2010, 1st Rd) [9 att.]
- 7 Tony Delk vs. Syracuse (1996, Champ.) [12 att.]
- 6 Tayshaun Prince vs. Tulsa (2002, 2nd Rd) [8 att.]
- 6 Tayshaun Prince vs. Iowa (2001, 2nd Rd) [8 att.]
- 5 15 times (last, Doron Lamb vs. Iowa State, 2012 2nd Rd)

BY OPPONENT

- 6 Seven times (last, Jon Axel Gudmundsson, Davidson, 2018 1st Rd)

3-POINT FIELD-GOAL ATTEMPTS

- 14 Tony Delk vs. North Carolina (1995, Elite 8) [5 made]
- 12 Scott Padgett vs. Arizona (1997, Champ.) [3 made]
- 12 Tony Delk vs. Syracuse (1996, Championship) [7 made]
- 12 Tony Delk vs. Marquette (1994, 2nd Rd) [5 made]
- 11 Brandon Knight vs. UConn (2011, Final Four) [3 made]
- 11 Brandon Knight vs. UNC (2011, 2nd Rd) [5 made]

BY OPPONENT

- 18 by Jeff Boschee, Kansas (1999, 2nd Rd) [6 made]
- 14 by Terrence Woods, Florida A&M (2004, 1st Rd) [6 made]
- 11 Three times (last, Jon Axel Gudmundsson, Davidson, 2018 1st Rd)

3-POINT FIELD-GOAL PERCENTAGE (MIN. 5 ATTEMPTS)

- 1.000 Jamal Mashburn vs. Wake Forest (1993, Sweet 16) [5-5]
- .889 Eric Bledsoe vs. E. Tenn. State (2010, 1st Rd) [8-9]
- .833 Cameron Mills vs. St. Joseph's (1997, Sweet 16) [5-6]
- .833 Travis Ford vs. Wake Forest (1993, Sweet 16) [5-6]
- .800 John Pelphrey vs. Iowa State (1992, 2nd Rd) [4-5]

BY OPPONENT

- .857 by Brandon Rush, Kansas (2007, 2nd Rd) [6-7]
 .833 by Shannon Brown, Michigan St. (2005, Elite 8) [5-6]
 .800 by Isaac Hamilton, UCLA (2017, Sweet 16) [4-5]
 .714 by Kirk Penney, Wisconsin (2003, Sweet 16) [5-7]

FREE THROWS

- 17 Roger Newman vs. Ohio State (1961 Elite 8) [22 att.]
 14 Randolph Morris vs. Kansas (2007, 2nd Rd) [16 att.]
 13 Five times (last, De'Aaron Fox vs. UCLA, 2017 Sweet 16)

BY OPPONENT

- 16 by John Riser, Pittsburgh (1957, Sweet 16) [17 att.]
 15 by Ron Bayless, Iowa State (1992, 2nd Rd) [16 att.]
 14 by Miles Simon, Arizona (1997, Champ.) [17 att.]
 14 by Dean Meminger, Marquette (1971, Reg. Consol.) [17 att.]
 14 by Jim Coleman, Loyola (1964, Elite 8) [17 att.]

FREE-THROW ATTEMPTS

- 22 Roger Newman vs. Ohio State (1961, Elite 8) [17 made]
 20 PJ Washington vs. Kansas State (2018, Sweet 16) [8 made]
 19 Rodrick Rhodes vs. Tenn. St. (1994, 1st Rd) [13 made]
 17 Scott Padgett vs. Kansas (1999, 2nd Rd) [13 made]

BY OPPONENT

- 18 by Robert Kendrick, Wayne St. (1956, Sweet 16) [10 made]
 17 by Miles Simon, Arizona (1997, Champ.) [14 made]
 17 by Dean Meminger, Marquette (1971, Reg. Consol.) [14 made]
 17 by Jim Coleman, Loyola (1964, Elite 8) [14 made]
 17 by John Riser, Pittsburgh (1957, Sweet 16) [16 made]

FREE-THROW PERCENTAGE (MIN. 8 ATTEMPTS)

- 1.000 11 times (last, Michael Kidd-Gilchrist, Doron Lamb vs. Indiana, 2012 Sweet 16)

BY OPPONENT

- 1.000 13 times (last, Sam Dekker, Wisconsin, 2014 Final Four)

REBOUNDS

- 24 Jerry Bird vs. Iowa (1956, 2nd Rd)
 21 Bill Spivey vs. Kansas State (1951, Finals)
 18 Bam Adebayo vs. NKU (2017, 1st Rd)
 16 Six times (last, Anthony Davis vs. Kansas, 2012 Champ.)

BY OPPONENT

- 30 by Jerry Lucas, Ohio State (1961, Elite 8)
 23 by Kent Benson, Indiana (1975, Elite 8)
 20 by Artis Gilmore, Jacksonville (1970, Elite 8)
 19 by Elgin Baylor, Seattle (1958, Champ.)

ASSISTS

- 14 Dicky Beal vs. BYU (1984, 2nd Rd)
 11 John Wall vs. E. Tennessee State (2010, 1st Rd)
 9 Seven times (last, Ramel Bradley vs. Kansas, 2007 2nd Rd)

BY OPPONENT

- 14 by Andre McCarter, UCLA (1975, Champ.)
 12 by Edgar Padilla, Massachusetts (1996, Final Four)
 11 by Dwayne Wade, Marquette (2003, Elite 8)
 11 by Mateen Cleaves, Michigan State (1999, Elite 8)
 11 by Bruce Douglass, Illinois (1984, Elite 8)

BLOCKS

- 7 Anthony Davis vs. Western Kentucky (2012, 2nd Rd)
 6 Skal Labissiere vs. Stony Brook (2016, 1st Rd)
 6 Anthony Davis vs. Kansas (2012, Champ.)
 6 Anthony Davis vs. Indiana (2012, Sweet 16)
 6 Jamaal Magloire vs. UCLA (1998, Sweet 16)
 6 Nazr Mohammed vs. UCLA (1998, Sweet 16)

BY OPPONENT

- 6 by Marcus Camby, Massachusetts (1996, Final Four)
 5 by Buck Hailey, Middle Tennessee (1982, 1st Rd)
 5 by Bo Ellis, Marquette (1975, 1st Rd)
 4 Eight times (last, Kennedy Meeks, North Carolina, 2017 Elite Eight)

STEALS

- 6 Anthony Epps vs. San Jose State (1996, 1st Rd)
 6 Antoine Walker vs. San Jose State (1996, 1st Rd)
 6 Dicky Beal vs. Louisville (1984, Sweet 16)
 5 Nine times (last, Shai Gilgeous-Alexander vs. Davidson, 2018 1st Rd)

BY OPPONENT

- 5 by Terrence Woods, Florida A&M (2004 1st Rd)
 5 by Tim Horton, Tennessee State (1994, 1st Rd)
 4 16 times (last, Reginald Johnson, 2015, 1st Rd)



KENTUCKY RECORDS IN THE NCAA TOURNAMENT

ALL-TIME

Most Tournament Appearances

57 – Kentucky

Most Tournament Games

177 – Kentucky

Most Tournament Wins

126 – Kentucky

SERIES

Most Assists in a Tournament:

143 – Kentucky, 1996 (6 games)

Most Blocks in a Tournament

48 – Kentucky, 1998 (6 games)

TEAM

Fewest Points in a Final Four Game

28 – Kentucky vs. Dartmouth (47), 1942

Fewest Field Goals Allowed in a Final Four Game

9 – Kentucky vs. Oklahoma State (9), 1949

Most Blocks in a Tournament Game

15 – Kentucky vs. Stony Brook, 2016

Most Blocks in a Tournament Game (Two Teams)

20 – Kentucky (14) vs. UCLA (6), 1998

Most FGs Attempted in a Tournament Game (Two Teams)

196 – Austin Peay (97) vs. Kentucky (96), 1973 (OT)

Most Personal Fouls by Two Final Four Teams

61 – Syracuse (30) vs. Kentucky (31), 1975

Highest FT%

100.0% (Tied) – (18-18) Kentucky vs. Utah 2003

INDIVIDUAL

Highest FG%

100.0% (Tied) - Kenny Walker (11-11) vs. WKU, 1986

TEAM - CHAMPIONSHIP GAME

Largest Halftime Deficit Overcome

10 – Kentucky (31) vs. Utah (41), 1998

Most Points Scored by Two Teams

182 – Kentucky (94) vs. Duke (88), 1978

Most FG Made by Two Teams

71 – UCLA (38) vs. Kentucky (33), 1975

Most 3FG

12 – Kentucky vs. Syracuse, 1996 (12-27)

Most Disqualifications

4 – Kentucky vs. Arizona, 1997

Most Blocks

11 – Kentucky vs. Kansas, 2012

INDIVIDUAL - CHAMPIONSHIP GAME

Blocks

6 (Tied) – Anthony Davis vs. Kansas, 2012

Most 3FG

7 (Tied) – Tony Delk (7-12) vs. Syracuse, 1996

NCAA BASKETBALL'S ELITE

NCAA CHAMPIONSHIPS

1.	UCLA	11
2.	KENTUCKY	8
3.	North Carolina	6
4.	Duke	5
	Indiana	5

NCAA FINAL FOURS

1.	North Carolina	20
2.	KENTUCKY	17
	UCLA	17
4.	Duke	16
5.	Kansas	14

NCAA FINAL FOUR WINS

1.	UCLA	25
2.	KENTUCKY	20
3.	North Carolina	18
4.	Duke	17
5.	Kansas	12
	Indiana	12

NCAA TOURNAMENT APPEARANCES

1.	KENTUCKY	57
2.	North Carolina	49
3.	Kansas	47
	UCLA	47
5.	Duke	42

TOURNAMENT GAMES

1.	KENTUCKY	177
2.	North Carolina	170
3.	Kansas	153
4.	Duke	148
5.	UCLA	141

TOURNAMENT WINS

1.	KENTUCKY	126
2.	North Carolina	124
3.	Duke	111
4.	Kansas	107
5.	UCLA	101

TOURNAMENT WINNING PERCENTAGE

1.	Duke	.750 (111-37)
2.	North Carolina	.729 (124-46)
3.	Florida	.717 (43-17)
4.	UCLA	.716 (101-40)
5.	KENTUCKY	.712 (126-51)



UK vs. NCAA TOURNAMENT OPPONENTS

OPPONENT	FIRST MEETING	LAST MEETING	W-L
Alabama	1986		1-0
Arizona	1997		0-1
Arizona State	1995		1-0
Arkansas	1978		1-0
Austin Peay	1973		1-0
Baylor	1948	2012	2-0
Buffalo	2018		1-0
Butler	1962		1-0
BYU	1984		1-0
Central Michigan	1975		1-0
Cincinnati	2005	2015	2-0
Columbia	1948		1-0
Cornell	2010		1-0
Dartmouth	1942		0-1
Davidson	1986	2018	2-0
Dayton	1966		1-0
Duke	1966	1998	3-2
Eastern Kentucky	2005		1-0
East Tennessee State	2010		1-0
Florida A&M	2004		1-0
Florida State	1972	1993	3-1
Georgetown	1984		0-1
Hampton	2015		1-0
Holy Cross	1948	2001	2-0
Illinois	1942	1984	4-0
Indiana	1973	2016	3-2
Iowa	1956	2001	2-1
Iowa State	1992	2012	2-0
IUPUI	2003		1-0
Jacksonville	1970		0-1
Kansas	1999	2012	2-1
Kansas State	1951	2018	2-1
Louisville	1951	2014	4-2
Loyola, Ill.	1964		0-1
LSU	1986		0-1
Marquette	1955	2008	4-6
Maryland	2002		0-1
Miami, Ohio	1958	1999	4-0
Michigan	1966	2014	2-1
Michigan State	1957	2005	1-3
Middle Tennessee	1982		0-1
Minnesota	1997		1-0
Montana	1997		1-0
Morehead State	1961		1-0
Mount St. Mary's	1995		1-0
New Mexico State	1999		1-0
Northern Kentucky	2017		1-0
North Carolina	1977	2017	1-3
Notre Dame	1958	2015	3-0
Ohio	1964	1983	1-1
Ohio State	1945	2011	1-5
Oklahoma State	1949		1-0
Old Dominion	1992		1-0
Penn State	1952	1955	2-0
Pittsburgh	1957		1-0
Princeton	1977	2011	2-0

OPPONENT	FIRST MEETING	LAST MEETING	W-L
Rider	1993		1-0
Saint Louis	1998		1-0
San Jose State	1996		1-0
Seattle	1958		1-0
South Carolina State	1998		1-0
Southern Cal	2001		0-1
St. Bonaventure	2000		1-0
St. John's	1951	1985	1-2
St. Joseph's	1997		1-0
Stanford	1998		1-0
Stony Brook	2016		1-0
Syracuse	1975	2000	2-1
Temple	1958		1-0
Tennessee State	1994		1-0
Tufts	1945		1-0
Tulane	1995		1-0
Tulsa	2002		1-0
UAB	1981	2006	1-2
UCLA	1975	2017	2-1
UConn	2006	2014	0-3
UMass	1992	1996	2-0
UNLV	1985		1-0
Utah	1993	2005	6-0
UTEP	1966		0-1
Valparaiso	2002		1-0
Villanova	1949	2007	2-0
Virginia Tech	1996		1-0
VMI	1977		1-0
Wake Forest	1993	2010	3-0
Washington	1985		1-0
Wayne	1956		1-0
West Virginia	2010	2015	2-1
Western Kentucky	1971	2012	2-1
Wichita State	2014	2017	2-0
Wisconsin	2003	2015	2-1

Totals **126-51**



1947-48 NATIONAL CHAMPIONS



Sitting: Coach Adolph Rupp, Johnny Stough, Ralph Beard, Kenneth Rollins, Cliff Barker, Dale Barnstable, Assistant Coach Harry Lancaster
Standing: Manager Humzey Yessin, Garland Townes, Jim Jordan, Joe Holland, Alex Groza, Wallace Jones, Jim Line, Roger Day, Trainer Wilbert Bud Berger

KENTUCKY 58, BAYLOR 42 March 23, 1948 • New York

SEASON RECAP

Behind the Fabulous Five of Ralph Beard, Wah Wah Jones, Alex Groza, Kenny Rollins and Cliff Barker, the 1947-48 Kentucky men's basketball team went 36-3 en route to win the school's first national championship.

Kentucky got off to a quick start to the season, winning its first seven games before falling to Temple in a one-point buzzer-beater. The Wildcats, however, won 27 of their next 28 games, including a 58-38 victory retribution matchup over the Temple Owls. All five of the Wildcat starters were recognized by the Southeastern Conference with Jones, Beard and Rollins being named to the first team. Beard was also named the True Magazine Player of the Year for the second consecutive season.

Following the regular season, the Wildcats breezed through the SEC Tournament, winning the four games by a total of 111 points, including a narrow 54-53 victory over Georgia Tech in the championship game. The NCAA Tournament went much as the conference tourney did. Jones scored 19 points in the opener over Columbia and then UK won an eight-point decision over Holy Cross in the second round to advance to the championship game against Baylor. Groza poured in 23 points for the 58-42 victory over the Bears.

CHAMPIONSHIP GAME

Alex Groza and Ralph Beard combined for 26 points and the Wildcats' defense held the Bears to 16 first-half points to capture UK's first NCAA title.

The title victory enabled the Wildcats to become only the second team ever to win both the NIT and NCAA titles. UK, which finished the season at 34-2, won the NIT title in 1946.

Paced by Groza and Beard, the Wildcats turned a 29-16 halftime lead into a 44-28 bulge midway through the second half. After Baylor rallied to cut the lead to

GAME REVIEW

Kentucky PLAYER	FG	FTM	FTA	PF	TP
Jones	4	1	1	3	9
Barker	2	1	3	4	5
Line	3	1	1	3	7
Groza	6	2	4	4	14
Holland	1	0	0	1	2
Beard	4	4	4	1	12
Rollins	3	3	5	3	9
Barnstable	0	0	1	0	0
Totals	23	12	19	19	58

Baylor PLAYER	FG	FTM	FTA	PF	TP
Owen	2	1	2	0	5
DeWitt	3	2	4	3	8
Hickman	1	0	0	0	2
Pulley	0	1	1	0	1
Heathington	3	2	4	5	8
Preston	0	0	2	2	0
Johnson	3	4	7	5	10
Robinson	3	2	4	4	8
Brack	0	0	0	0	0
Totals	15	12	24	19	42

Halftime: UK 29, Baylor 16

11, UK put the game out of reach as Wallace "Wah Wah" Jones scored four points to give the Wildcats a 15-point lead.

In addition to Groza and Beard, the Wildcats also got nine points apiece from Jones and Kenneth Rollins.

1948-49 NATIONAL CHAMPIONS



Sitting: Coach Adolph Rupp, Jim Line, Cliff Barker, John Stough, Ralph Beard, Joe B. Hall, Garland Townes Assistant Coach Harry Lancaster
Standing: Dale Barnstable, Walt Hirsch, Wallace Jones, Alex Groza, Bob Henne, Roger Day, Manager Humzey Yessin



KENTUCKY 46, OKLAHOMA A&M 36 MARCH 26, 1949 • SEATTLE

SEASON RECAP

With a familiar four starters returning from the Fabulous Five, the 1948-49 Kentucky men's basketball team appeared poised to make a second consecutive title run. The Wildcats raced through the regular season with only one loss, and only three teams throughout the year came within even 10 points of Kentucky. Alex Groza led the team in scoring in 13 of its last 15 games and he broke a UK and Southeastern Conference record with 38 points in a 95-40 win over Georgia on Feb. 21.

The team concluded the regular season with a 70-37 win over Vanderbilt at Alumni Gym, including a last-second 65-foot shot by Cliff Barker. The Cats again swept through the SEC Tournament in nearby Louisville, winning their opening-round game over Florida, 73-36. Kentucky outscored its SEC Tournament opponents by a total of 123 points in a four-game span, including a 68-52 win over Tulane in the conference final.

After being surprisingly upset in the first round of the NIT Tournament, the Wildcats had no trouble in NCAA play. Kentucky defeated Villanova, 85-72, and Illinois, 76-47, to advance to the national title game. Groza, Ralph Beard and Wah Wah Jones were all named All-America and Groza was named the tournament's MVP.

It was no surprise that when the first-ever Associated Press poll was released the following year, the Cats were ranked preseason No. 1.

CHAMPIONSHIP GAME

Paced by Alex Groza's 25 points and a defense that limited the Aggies to a mere nine field goals, the Wildcats were crowned NCAA champions for the second straight year.

Groza, a unanimous selection as the "Player of the Tournament," scored more than twice as many points as any other player. A&M's Jack Shelton was the game's

GAME REVIEW

Kentucky

PLAYER	FG	FTM	FTA	PF	TP
Jones	1	1	3	3	3
Line	2	1	2	3	5
Groza	9	7	8	5	25
Beard	1	1	2	4	3
Barker	1	3	3	4	5
Barnstable	1	1	1	1	3
Hirsch	1	0	0	1	2
Totals	16	14	19	21	46

Oklahoma A&M

PLAYER	FG	FTM	FTA	PF	TP
Yates	1	0	0	1	2
Bradley	0	3	5	3	3
Harris	3	1	1	5	7
Parks	2	3	4	5	7
Shelton	3	6	7	4	12
Jaquet	0	1	2	0	1
McArthur	0	2	2	1	2
Pilgrim	0	2	2	1	2
Smith	0	0	0	1	0
Totals	9	18	23	21	36

Halftime: UK 25, Oklahoma A&M 20

only other player to score in double figures. He finished with 12 points.

The Aggies, coached by Hank Iba, led 5-2, but the Wildcats scored seven straight points, five by Groza, and never trailed again as they took a 25-20 first-half lead.

UK extended the lead to 31-21 early in the second half and coasted the rest of the way.



1950-51 NATIONAL CHAMPIONS



Standing: Frank Ramsey, Shelby Linville, Bill Spivey, Roger Layne, Lou Tsioropoulos, Read Morgan. **Seated:** Coach Adolph Rupp, Cliff Hagan, C.M. Newton, Walt Hirsch, Paul Lansaw, Dwight Price, Assistant Coach Harry Lancaster **Bottom Row:** Lindle Castle, Lucian Whitaker, Bobby Watson, Guy Strong, T. Riddle

KENTUCKY 68, KANSAS STATE 58 MARCH 27, 1951 • MINNEAPOLIS

SEASON RECAP

Kentucky opened the 1950-51 season on an 84-game home winning streak and the Wildcats began the year by moving from the antiquated Alumni Gym to the new 11,500-seat Memorial Coliseum that was designed to commemorate the Kentuckians who died in World War I, World War II and the Korean War.

Though illness plagued the team and its coach throughout the season, Kentucky compiled a 32-2 record and its third national title in four years. UK defeated archrival Louisville by 11 points, 79-68, in the opening round of the NCAA Tournament before breezing by St. John's in the next round. After posting a narrow 76-74 victory over Illinois in the East Regional championship, the Cats toppled Kansas State, 68-58, in the championship game.

Seven-foot center Bill Spivey led Kentucky, scoring 19.2 points per game during the season. He was followed by the junior duo of Shelby Linville and Bobby Watson, who each averaged 10.4 points per game. The Cats outscored their opponents by 757 points in UK's third championship season.

CHAMPIONSHIP GAME

Bill Spivey scored 22 points and an ailing Cliff Hagan sparked the Wildcats to their third NCAA title.

With a squad consisting of only six healthy players — Walt Hirsch was ineligible and Hagan was plagued by an infected throat — the Wildcats hardly looked like championship material as Kansas State broke out to a 20-12 lead.

It was then that Rupp inserted the ailing Hagan. It was a move that may have proved the difference as the sophomore forward sparked a rally that saw UK cut the Kansas State lead to 29-27 at the half.

Led by Hagan and Spivey, who dominated the boards, UK outscored Kansas State 41-29 in the second half to complete the come-from-behind victory.

GAME REVIEW

GAME REVIEW

Kentucky

PLAYER	FG	FTM	FTA	PF	TP
Whitaker	4	1	0	2	9
Linville	2	4	8	5	8
Spivey	9	4	6	2	22
Ramsey	4	1	3	5	9
Watson	3	2	4	3	8
Hagan	5	0	2	5	10
Tsioropoulos	1	0	0	1	2
Newton	0	0	0	0	0
Totals	28	12	23	23	68

Kansas State

PLAYER	FG	FTM	FTA	PF	TP
Head	3	2	2	5	8
Stone	3	6	8	5	12
Hitch	6	1	1	5	13
Barrett	2	0	2	1	4
Iverson	3	1	2	3	7
Housey	2	0	0	3	4
Gibson	0	1	1	5	1
Upson	0	0	0	1	0
Knostman	1	1	2	1	3
Peck	2	0	1	1	4
Schuyler	1	0	1	1	2
Totals	23	12	20	31	58

Halftime: Kansas State 29, UK 27

1957-58 NATIONAL CHAMPIONS



Sitting: Coach Adolph Rupp, Adrian Smith, John Crigler, Ed Beck, Don Mills, Johnny Cox, Vernon Hatton, Assistant Coach Harry Lancaster
Standing: Student Manager Jay Atkerson, Earl Adkins, Billy Smith, Phil Johnson, Bill Cassady, Lincoln Collinsworth, Harold Ross



KENTUCKY 84, SEATTLE 72 MARCH 22, 1958 • LOUISVILLE, KY.

SEASON RECAP

After finishing the previous year with a second-round NCAA tournament loss on their home court, the 1957-58 Kentucky Wildcats, behind the starting lineup of Vernon Hatton, Johnny Cox, John Crigler, Adrian Smith and Ed Beck, lost two of their final five games and appeared an unlikely contender for the national championship.

The Cats were led by Hatton's 17.1 points per game and Cox's 14.9 points per game. Hatton proved his effectiveness as a clutch player by sinking a 47-foot shot at the end of regulation to send UK into overtime against Temple, a game that the Wildcats would win 85-83 after three extra periods. Kentucky breezed past the first two rounds of the NCAA Tournament, held in Lexington, with wins over Miami of Ohio and Notre Dame. UK then faced Temple in the next round and again won a close 61-60 decision.

The Wildcats defeated Seattle 84-72 in an anti-climactic national title, the fourth and final national championship for Adolph Rupp.

CHAMPIONSHIP GAME

Senior Vernon Hatton scored 30 points and the Wildcats overcame a 25-point, 19-rebound performance by Elgin Baylor to capture their fourth NCAA championship.

Led by Hatton and Johnny Cox, who finished with 24 points, the Wildcats twice battled back from 11-point deficits to gain the victory.

Trailing for much of the game, UK grabbed its first lead with 6:08 left when Don Mills hit a hook shot to give the Wildcats a 61-60 lead. Moments later, Cox hit a jump shot to make it 63-60 and UK never trailed again.

John Crigler added 14 points and 14 rebounds for the victors. Mills and Adrian Smith finished with nine and seven points, respectively.

Aside from Baylor, Seattle received 17 points from Charley Brown and 16 from Jerry Frizzell.

GAME REVIEW

Kentucky

PLAYER	FGM	FGA	FTM	FTA	REB	PF	TP
Crigler	5	12	4	7	14	4	14
Cox	10	23	4	4	16	3	24
Beck	0	1	0	1	3	4	0
A. Smith	2	8	3	5	6	4	7
Hatton	9	20	12	15	3	3	30
Mills	4	9	1	4	5	3	9
Totals	30	73	24	36	47	21	84


Seattle

PLAYER	FGM	FGA	FTM	FTA	REB	PF	TP
Frizzell	4	6	8	11	5	3	16
Brown	6	17	5	7	5	5	17
Baylor	9	32	7	9	19	4	25
Harney	2	5	0	1	1	1	4
Saunders	0	2	0	0	2	3	0
Ogorek	4	7	2	2	11	5	10
Plasecki	0	0	0	0	0	0	0
Totals	25	69	22	30	43	21	72

Halftime: Seattle 39, UK 36



1977-78 NATIONAL CHAMPIONS



Sitting: Coach Joe Hall, Jay Shidler, Dwane Casey, Kyle Macy, Jack Givens, Tim Stephens, Chris Gettelfinger, Truman Claytor, Assistant Coach Dick Parsons **Standing:** Assistant Trainer Walt McCombs, Manager Don Sullivan, LaVon Williams, Scott Courts, Mike Phillips, Rick Robey, Chuck Aleksinas, Fred Cowan, James Lee, Assistant Coach Leonard Hamilton, Assistant Coach Joe Dean Jr.

KENTUCKY 94, DUKE 88
MARCH 27, 1978 • ST. LOUIS

SEASON RECAP

Regular-season losses to Alabama and LSU were the only blemishes on Kentucky's 1977-78 record, as UK and senior Jack Givens, who averaged 18.1 points per game, went 30-2 for its first NCAA title in 20 years. UK outscored its opponents by 459 points during the season and were aided by 14.4 points per game from 6-foot-10 center Rick Robey.

Originally hailed as an underachieving team, Kentucky overcame obstacles to win the SEC championship and the first NCAA title under head coach Joe B. Hall. The Cats won their last eight regular-season games, including a 92-70 win over UNLV in the home finale, led by 26 points from Robey, and a 78-68 win over Vanderbilt in Nashville, Tennessee.

Characteristically, the Cats had no trouble with their early-round competition in the NCAA Tournament, as Florida State, Miami (Ohio) and Michigan State fell along the way. UK met up with Arkansas in the national semifinal game, which the Wildcats won 64-59, before defeating Duke, 94-88, in the championship final.

CHAMPIONSHIP GAME

Senior Jack Givens put on one of the finest individual performances in NCAA championship history in leading the Wildcats past the Blue Devils.

With many Kentucky fans among the crowd of 18,271 chanting "Goose, Goose," Givens scored 41 points, three short of the record for a championship game, to help the Wildcats to their fifth NCAA title and first in 20 years.

Givens' dominance was clearly evident in the first half as he scored 23 points, including UK's last 16 of the half, to turn a 29-28 UK lead into a 45-38 cushion. It was a deficit from which the Blue Devils would not recover.

Overall, Givens made 18 of 27 field goal attempts, 5 of 8 free throws, and added eight rebounds and three assists.

GAME REVIEW

Kentucky

PLAYER	MIN	FG	FT	REB	A	PF	TP
Givens	37	18-27	5-8	8	3	4	41
Robey	32	8-11	4-6	11	0	2	20
Phillips	11	1-4	2-2	2	1	5	4
Macy	38	3-3	3-4	0	8	1	9
Claytor	24	3-5	2-4	0	3	2	8
Lee	20	4-8	0-0	4	2	4	8
Shidler	16	1-5	0-1	1	3	3	2
Aleksinas	1	0-0	0-0	0	0	1	0
Williams	10	1-3	0-0	4	0	2	2
Cowan	8	0-2	0-0	2	0	1	0
Stephens	1	0-0	0-0	0	0	0	0
Courts	1	0-0	0-0	0	0	0	0
Gettelfinger	1	0-0	0-0	0	0	0	0
Casey	1	0-0	0-0	0	0	1	0
Totals	200	39-68	16-25	32	20	26	94

Duke

PLAYER	MIN	FG	FT	REB	A	PF	TP
Banks	37	6-12	10-12	8	2	2	22
Dennard	30	5-7	0-0	8	2	5	12
Gminski	37	6-16	8-8	12	2	3	20
Harrell	24	2-2	0-0	0	1	3	4
Spanarkel	40	8-16	5-6	2	3	4	21
Suddath	9	1-3	2-3	2	0	1	2
Bender	17	1-2	5-5	1	4	3	7
Goetsch	6	0-1	0-0	1	0	1	0
Totals	200	29-59	30-34	35	14	22	88

Technicals — Duke bench

Halftime: UK 45, Duke 38

1995-96 NATIONAL CHAMPIONS



Sitting: Assistant Coach Delray Brooks, Head Coach Rick Pitino, Allen Edwards, Derek Anderson, Jeff Sheppard, Tony Delk, Anthony Epps, Cameron Mills, Wayne Turner, Associate Coach Jim O'Brien, Assistant Coach Winston Bennett **Standing:** Equipment Manager Bill Keightley, Administrative Assistant George Barber, Jason Lathrem, Oliver Simmons, Nazr Mohammed, Mark Pope, Walter McCarty, Antoine Walker, Jared Prickett, Ron Mercer, Trainer Eddie Jamiel, Assistant Strength Coach Layne Kaufman, Strength Coach Shaun Brown

KENTUCKY 76, SYRACUSE 67

APRIL 1, 1996 • EAST RUTHERFORD, N.J.

SEASON RECAP

Kentucky strung together 25 consecutive wins, including a 16-0 mark in Southeastern Conference play, midway through the 1995-96 season and rolled to its sixth national championship, the first under head coach Rick Pitino. The dynamic duo of Tony Delk (17.8 ppg) and Antoine Walker (15.2 ppg) led the team dubbed "The Untouchables" by Pitino.

A 10-point loss to UMass in the second game of the season would be the only smudge on the Wildcats' schedule as they entered SEC Tournament play. UK posted dominating wins over Florida (100-76) and Arkansas (95-75) in the first two rounds of the tournament, but an upstart Mississippi State team shot 60 percent from the 3-point arc to hand UK a shocking 84-73 loss in the title game.

Kentucky still earned a No. 1 seed in the NCAA Tournament's Dallas Regional and stomped San Jose State and Virginia Tech to easily advance to the Sweet 16. The competition proved no tougher in the next two rounds as the Wildcats outscored Utah and Wake Forest by a combined 62 points. A rematch with UMass awaited in the national semifinal, but Kentucky had no trouble with John Calipari's Minutemen, surpassing them 81-74. The Wildcats, behind six first-half 3-pointers by Delk, defeated Syracuse, 76-67, in the national title game.

CHAMPIONSHIP GAME

Tony Delk tied a championship game record with seven 3-pointers and the Wildcats withstood a late Orangemen rally to win UK's sixth national title before a capacity crowd of 19,229 in the Continental Airlines Arena at the Meadowlands.

Delk, the Final Four's Most Outstanding Player, canned seven of 12 3-pointers to lead the Cats with 24

GAME REVIEW

Kentucky												
PLAYER	MIN	FG	3FG	FT	R	F	A	TO	B	S	TP	
Anderson	16	4-8	2-3	1-1	4	2	1	2	0	3	11	
Walker	32	4-12	0-1	3-6	9	2	4	0	0	4	11	
McCarty	19	2-6	0-0	0-0	7	3	3	1	0	0	4	
Delk	37	8-20	7-12	1-2	7	2	2	3	1	2	24	
Epps	35	0-6	0-3	0-0	4	1	7	1	0	0	0	
Pope	27	1-6	0-2	2-2	3	3	2	4	0	1	4	
Mercer	24	8-12	3-4	1-1	2	3	2	0	0	1	20	
Sheppard	7	1-2	0-1	0-1	2	3	0	3	0	0	2	
Edwards	3	0-1	0-1	0-0	0	0	1	1	0	0	0	
Team					2							
Totals		28-73	12-27	8-13	40	19	22	15	1	11	76	

Syracuse												
PLAYER	MIN	FG	3FG	FT	R	F	A	TO	B	S	TP	
Burgan	39	7-10	3-5	2-5	8	5	1	5	0	1	19	
Wallace	38	11-19	2-3	5-5	10	5	1	6	1	0	29	
Hill	28	3-9	0-0	1-1	10	2	1	3	1	0	7	
Sims	39	2-5	1-4	1-2	2	2	7	7	0	1	6	
Cipolla	35	3-8	0-3	0-0	1	1	2	2	0	4	6	
Reafsnnyder	13	0-1	0-0	0-0	4	0	0	1	0	0	0	
Janulis	8	0-0	0-0	0-0	2	2	0	0	0	0	0	
Nelson	0	0-0	0-0	0-0	0	0	0	0	0	0	0	
Team					1							
Totals		26-52	6-15	9-13	38	17	12	24	2	6	67	


Halftime: UK 42, Syracuse 33

points. But after Syracuse had cut the lead to two, 64-62, with 4:46 remaining, a Delk misfire was tipped in by Walter McCarty to extend UK's lead to four. After holding the Orangemen on the next possession, Derek Anderson drained a 3 to push the lead to seven. SU would get no closer than five in the final minutes.

Delk was joined on the Final Four All-Tournament team by freshman Ron Mercer, who was sensational off the bench, scoring a career-high 20 points on 8-of-12 shooting from the field, including 3 of 4 from 3-point range.



1997-98 NATIONAL CHAMPIONS



Sitting: Assistant Coach Mike Sutton, Head Coach Orlando "Tubby" Smith, Saul Smith, Cameron Mills, Jeff Sheppard, Wayne Turner, Steve Masiello, Assistant Coach George Felton, Assistant Coach Shawn Finney **Standing:** Special Assistant Leon Smith, Administrative Assistant Simeon Mars, Equipment Manager Bill Keightley, Ryan Hogan, Heshimu Evans, Scott Padgett, Nazr Mohammed, Jamaal Magloire, Michael Bradley, Myron Anthony, Allen Edwards, Trainer Eddie Jamiel, Strength Coach Tom Boyd

KENTUCKY 78, UTAH 69 MARCH 30, 1998 • SAN ANTONIO

SEASON RECAP

The team that became known as the "Comeback Cats," the 1997-98 Kentucky Wildcats captured their second NCAA title in three years after overcoming a 10-point halftime deficit against Utah in the national championship game. UK was 10-3 in games decided by 10 points or less and 7-1 in games decided by three points or less during the season.

Kentucky's players provided a balanced attack, as all five starters averaged more than nine points per game with senior guard Jeff Sheppard averaging 13.7 points per game and junior center Nazr Mohammed averaging 12.0 points per game. The Wildcats rolled to an 86-56 victory over South Carolina in the SEC Tournament final and then sprinted past South Carolina State, St. Louis and UCLA in the first three rounds of the NCAA Tournament.

CHAMPIONSHIP GAME

Kentucky battled back from a 41-31 halftime deficit to Utah — the largest halftime margin ever overcome in an NCAA title game — to claim the school's seventh national championship before 40,509 fans in the Alamodome.

Utah was propelled to the early lead thanks to a 24-6 rebounding advantage in the first half. But Heshimu Evans sparked the "Comeback Cats" off the bench with seven straight points early in the second half. Later, Final Four Most Outstanding Player Jeff Sheppard canned a baseline jumper with 4:54 remaining to give UK a 65-64 lead. The exhausted Utes then missed 11 consecutive field goals as the Wildcats claimed their second NCAA championship in three years.

Scott Padgett joined Sheppard on the All-Final Four team after scoring 17 points. UK outrebounded the Utes 18-15 in the second half.

GAME REVIEW

Kentucky												
PLAYER	MIN	FG	3FG	FT	R	F	A	TO	B	S	TP	
Edwards	24	2-7	0-3	0-0	1	0	5	0	0	1	4	
Padgett	33	6-11	1-5	4-4	5	4	1	0	0	0	17	
Mohammed	13	5-9	0-0	0-0	2	4	0	1	2	0	10	
Turner	27	2-5	0-1	2-4	2	0	4	5	0	3	6	
Sheppard	34	7-14	0-2	2-2	4	1	3	2	0	2	16	
Magloire	22	2-3	0-0	3-3	2	4	1	0	3	0	7	
Evans	23	3-4	2-2	2-2	6	1	0	3	1	1	10	
Mills	12	2-4	2-4	2-2	0	0	1	0	0	0	8	
Smith	7	0-0	0-0	0-0	0	0	0	0	0	0	0	
Bradley	5	0-0	0-0	0-0	1	1	0	0	0	0	0	
Team					1							
Totals	29-57	5-17	15-17	24	15	15	11	6	7	78		

Utah												
PLAYER	MIN	FG	3FG	FT	R	F	A	TO	B	S	TP	
Mottola	28	4-10	1-3	6-6	8	4	0	3	0	0	15	
Jensen	35	5-6	1-1	3-3	2	2	2	1	0	0	14	
Doleac	34	5-12	1-1	4-6	10	2	1	1	2	3	15	
Miller	37	6-15	0-3	4-7	6	5	5	8	0	2	16	
Hansen	32	1-6	0-2	0-0	5	2	1	2	0	3	2	
Johnsen	16	3-4	1-2	0-0	4	0	0	3	0	0	7	
McTavish	3	0-0	0-0	0-0	0	1	2	0	0	0	0	
Jackson	10	0-1	0-1	0-0	0	2	1	0	0	0	0	
Caton	5	0-1	0-1	0-0	0	0	0	0	0	0	0	
Team					4							
Totals	24-55	4-14	17-22	39	18	12	18	2	8	69		

Halftime: Utah 41, UK 31



2011-12 NATIONAL CHAMPIONS



Sitting: Assistant Coach Kenny Payne, Assistant Coach Orlando Antigua, Brian Long, Sam Malone, Doron Lamb, Marquis Teague, Ryan Harrow, Jarrod Polson, Head Coach John Calipari, Assistant Coach John Robic **Standing:** Jon Hood, Michael Kidd-Gilchrist, Terrence Jones, Kyle Wiltjer, Anthony Davis, Eloy Vargas, Darius Miller, Twany Beckham



KENTUCKY 67, KANSAS 59 APRIL 2, 2012 • NEW ORLEANS

SEASON RECAP

On the heels of a school record 30-win regular season, including a 24-game winning streak and 16-0 mark in league play, Kentucky earned the overall No. 1 seed in the NCAA Tournament. The Wildcats defeated in-state rival Louisville, 69-61, to earn a spot in the championship game en route to Kentucky's eighth national title and John Calipari's first.

The Wildcats scoring was as balanced as ever with five players averaging double figures, led by Anthony Davis' 14.2. Doron Lamb (13.7), Terrence Jones (12.3), Michael Kidd-Gilchrist (11.9) and Marquis Teague (10.0) rounded out UK's top five in scoring.

Davis finished with a 10.4 rebounding average and a national-best 4.7 blocks per game shattering the school, SEC and NCAA freshman records for blocks in a season.

CHAMPIONSHIP GAME

Kentucky's top freshman, Anthony Davis, had a rough shooting night, but John Calipari coached this team to a wire-to-wire victory to cap a season that cried for no less than a championship for their ol' Kentucky home.

Doron Lamb led the Wildcats with 22 points, including back-to-back 3-pointers that put them up by 16 with 10 minutes left.

The Jayhawks, kings of the comeback all season, fought to the finish and trimmed that deficit to five with 1:37 left. But Kentucky made five free throws down the stretch to seal the win.

Michael Kidd-Gilchrist was another headliner, creating space for himself to score all 11 of his points in the first half.

Davis, meanwhile, might have had the most dominating six-point night in the history of college basketball, earning the nod as the most outstanding player. He finished with 16 rebounds, six blocks, five assists and three

GAME REVIEW

Kansas												
PLAYER	MIN	FG	3FG	FT	R	F	A	TO	B	S	TP	
Robinson	36	6-17	0-0	6-7	17	2	1	1	0	0	18	
Withey	32	2-8	0-0	1-1	7	2	1	1	4	2	5	
Taylor	36	8-17	1-1	2-3	4	1	3	5	0	1	19	
Johnson	36	5-13	3-7	0-0	2	1	2	0	0	1	13	
Releford	30	1-6	1-2	1-2	1	5	1	0	0	1	4	
Teahan	17	0-1	0-1	0-0	0	1	1	0	0	1	0	
Wesley	2	0-0	0-0	0-0	0	0	0	0	0	0	0	
Young	11	0-0	0-0	0-2	3	4	0	0	1	0	0	
Team											1	
Totals	22-62	5-11	10-15	35	16	9	9	5	6	59		

Kentucky												
PLAYER	MIN	FG	3FG	FT	R	F	A	TO	B	S	TP	
Jones	29	4-7	0-1	1-2	7	4	0	2	2	1	9	
Davis	36	1-10	0-0	4-6	16	2	5	3	6	3	6	
Kidd-Gilchrist	35	4-7	0-1	3-4	6	2	1	1	1	0	11	
Lamb	35	7-12	3-6	5-6	2	2	3	1	0	0	22	
Teague	34	5-14	2-3	2-3	2	2	3	2	0	0	14	
Miller	25	2-5	1-2	0-0	6	2	0	2	2	0	5	
Vargas	3	0-0	0-0	0-0	0	1	0	0	0	0	0	
Wiltjer	3	0-1	0-1	0-0	0	0	0	0	0	0	0	
Team											4	
Totals	23-56	6-14	15-21	43	15	12	11	11	4	67		

Halftime: UK 41, KU 27

steals - and made his only field goal with 5:13 left in the game. It was a surefire illustration of how the 6-foot-10 freshman could exert his will on a game even on a rare night when the shots weren't falling.



HELMS NATIONAL TITLES



1933 HELMS NATIONAL TITLISTS

Front Row: J.W. Biggerstaff, Evan Settle, Charles Gates, Vernon Nugent, Jack Tucker, Maurice Jackson, Dave Lawrence **Middle Row:** Coach Adolph Rupp, Athletic Director S.A. Boles, Ralph Kercheval, William Davis, Ellis Johnson, Darrell Darby, Trainer Frank Mann, Asst. Coach Len Miller **Back Row:** Crittenden Blair, Berkley Davis, John Morris, Forest Sale, John DeMoisey, George Yates, Howard Kreuter, Manager Charles Maxson



1934 HELMS NATIONAL TITLISTS

Front Row: Coach Adolph Rupp, Linville Puckett, Jess Curry, Gayle Rose, Clay Evans, Willie Rouse, Dan Chandler, Pete Grigsby, Assistant Coach Harry Lancaster **Back Row:** Student Manager Mike Dolan, Hugh Coy, Cliff Hagan, Lou Tsioropoulos, Jerry Bird, Phil Grawemeyer, Harold Hurst, Bill Bibb, Frank Ramsey, Bill Evans

THE HELMS ATHLETIC FOUNDATION

Founded in Los Angeles in the mid-1930s by Bill Schroeder and Paul Helms, the Helms Foundation researched records to rank the nation's top teams dating back to 1901. From 1939, when the NCAA Tournament started, the Helms and NCAA champions were the same, except for 1939, '40, '44, '54. In addition to its NCAA championship years of 1948, '49, '51, '58, '78, '96 and '98, Kentucky was named the Helms national champion in 1933 (20-3) and 1954 (25-0).


NATIONAL HELMS PLAYER OF THE YEAR



Forest Sale - 1933



Leroy Edwards- 1935



Jack Givens - 1978

NCAA CHAMPIONSHIP COACHES



ADOLPH RUPP

UK Record: 876-190 (82.2%), 41 years* | 1931-72

Alma Mater (Year): Kansas (1923)

Hometown: Halstead, Kan.

Born: Sept. 2, 1901 | **Died:** Dec. 10, 1977 (age 76)

A former UK media guide began, “In the storied land of Kentucky Colonels, there dwelled but one Baron, a man of consummate pride and a mold of powerful teams which for more than four decades made the name University of Kentucky synonymous with the game of basketball.”

Tutored by the great Phog Allen at Kansas and a student of the game under Dr. James Naismith, Rupp learned his craft at an early age. After leaving the high school ranks in Freeport, Illinois, to take the UK job in 1930, the “man in the brown suit” became the winningest coach in all of college basketball. He was an innovator of the fast break, a trademark of the Wildcats even today. To become the winningest coach in his sport, Rupp passed his mentor, Coach Allen, on March 12, 1966, with his 747th victory against Dayton in the Mideast Regional. He achieved the top ranking when he passed Western Kentucky’s E.A. Diddle with victory No. 760 on Feb. 18, 1967, at Mississippi State.

He finished with 876 wins when he retired in 1972, a mark that stood for 25 years until North Carolina’s Dean Smith moved ahead in 1997.

Among the many UK victories were four NCAA titles (1948, ‘49, ‘51 and ‘58), one Olympic Gold Medal (1948), one NIT championship (1946), 27 Southeastern Conference titles, and his Wildcats were voted No. 1 in the final polls on six different occasions.

Rupp coached some of America’s best – Sale, Beard, Groza, Hagan, Ramsey, Cox, Hatton, Nash, Riley and Issel. Twenty-nine of his Cats were voted All-Americans 47 times.

His teams were unmatched in league play, earning a 397-75 (84.1 percent) record against SEC competition. In the conference tournament, Rupp’s Wildcats were 57-6, winning 13 titles in 19 appearances.

Before the end of his 42-year career, the four-time National Coach of the Year was inducted into the Naismith Hall of Fame in 1969. Rupp also earned SEC Coach of the Year honors on seven occasions.



JOE B. HALL

UK Record: 297-100 (74.8%), 13 years | 1973-85

Alma Mater (Year): Kentucky (1955)

Hometown: Cynthiana, Ky.

Born: Nov. 30, 1928

Joe B. Hall, who grew up just 20 minutes north of the University of Kentucky campus in Cynthiana, had the unenviable task of following the legendary Adolph Rupp, who was forced to retire at age 70. But Hall, the former Rupp assistant, met the challenge head on, coaching three teams to the Final Four (1975, ‘78 and ‘84) and winning the 1978 NCAA championship, the school’s fifth title and first in 20 seasons.

Hall began his association with Kentucky as a student-athlete during the “Fabulous Five era.” He played one year of junior varsity and one year of varsity basketball before transferring to the University of the South in Sewanee, Tennessee, where he finished his eligibility and set a single-game scoring record. Following his college career, Hall toured Europe with the Harlem Globetrotters in 1951, but later returned to UK and completed his degree requirements.

His coaching career began at Shepherdsville (Ky.) High School in 1956. It continued on to Regis College in Denver, where he spent five years (57-50 record), and Central Missouri State, where he recorded a 19-6 mark in one season before returning to UK as an assistant to Rupp on July 1, 1965.

As the UK head coach, Hall won national coach of the year honors in 1978 and four Southeastern Conference Coach of the Year awards. He had seven players win All-America honors 11 times.

Hall’s squads recorded a 172-62 (73.5 percent) record versus SEC competition during the regular season, winning eight SEC titles in 13 seasons and one league tournament championship in six tries.

While Coach Rupp witnessed 44 of his players drafted by the NBA, Hall saw 24 players drafted during his 13-year tenure, five in the first round.

Retired, Hall still resides in Lexington.



RIK PITINO

UK Record: 219-50 (81.4%), 8 years | 1990-97

Alma Mater (Year): Massachusetts (1974)

Hometown: New York

Born: Sept. 18, 1952

Promising to win right away, the 36-year-old coach from the New York Knicks accepted the challenge of rebuilding the Kentucky basketball dynasty. Pitino came to UK with impressive credentials, having rebuilt Boston U., Providence and the Knicks. His first UK team, "Pitino's Bombinos," shocked the college basketball world by defeating Shaquille O'Neal, Chris Jackson and the No. 9-ranked LSU Tigers in Lexington en route to a surprising 14-14 record in 1989-90.

It was a glimpse into the future. The following year, UK finished with the best record in the SEC. Then in 1992, fresh off NCAA probation, the "Unforgettables" took eventual national champion Duke into overtime of the East Regional final before falling 104-103 in what many have labeled "the greatest college basketball game ever played."

In 1993, with Jamal Mashburn leading the charge, UK advanced to the Final Four for the first time in nine years, losing to Michigan in overtime. After an Elite Eight finish in '95, Pitino's squad became the team to beat in '96. Highlights included the school's first league championship in 10 seasons, a 27-game win streak, a top-three ranking nearly the entire season, and the crowning jewel, the school's sixth NCAA title.

After UK lost four players to the NBA Draft, Pitino's task of defending the national championship became more difficult after star-guard Derek Anderson severely injured his knee during the '97 season. But the Cats wouldn't fold, rolling to the title game before losing to Arizona in overtime.

Along the way, Pitino won five of six SEC Tournament championships, two ECAC Holiday Classics, the Maui Invitational and the Great Alaska Shootout. He had a 104-28 record versus SEC teams, winning two league crowns, and an amazing 17-1 record in the SEC tournament.

He coached three All-Americans and eight All-SEC performers. The NBA drafted eight of his Wildcats, six in the first round, including three lottery picks.

Following the national runner-up trophy in 1997, the former point guard at UMass left UK for the challenge of rebuilding the NBA's Boston Celtics.



ORLANDO "TUBBY" SMITH

UK Record: 263-83 (76.0%), 10 years | 1998-2007

Alma Mater (Year): High Point (N.C.) (1973)

Hometown: Scotland, Md.

Born: June 30, 1951

As Kentucky made its run to the NCAA's 2005 Elite Eight, national media members began to notice unusual traits about Tubby Smith's latest group of Wildcats. For instance, no player scored 15 or more points a game. No one averaged eight rebounds. As many as 13 players routinely saw action, often in the first half alone.

This team was selfless and versatile, yet extremely competitive, just like its coach, Orlando "Tubby" Smith.

In his 10 seasons in the Bluegrass, Smith won with McDonald's All-Americans and with unheralded prep talent. He won with future NBA stars and with walk-ons from within the Commonwealth. He won with experience and with new players.

In a nutshell, he won.

He arrived in Lexington in 1997 and guided Kentucky to one national championship, five Southeastern Conference crowns and five SEC Tournament titles, with six Sweet 16 finishes in his 10 seasons. At the time, he totaled 100 wins quicker than any other Wildcat coach except Hall of Famer Adolph Rupp, reaching the plateau in 130 games. He won 76 percent of his games despite playing a schedule that annually ranked among the nation's best.

In NCAA Tournament play, Smith finished his career at UK with the sixth-best winning percentage (.690) among active coaches, trailing Duke's Mike Krzyzewski and Michigan State's Tom Izzo, among others, with a sterling 29-13 record.

Even more impressive, Smith averaged nearly 26 wins per season at Kentucky. In the SEC Tournament, he was 20-5 at UK, and he won a league championship seven times in his 10 years as head coach. He currently coaches at High Point.



JOHN CALIPARI

UK Record: 275-64 (81.1%), 9 years | 2010-Pres.

Alma Mater (Year): Clarion (1982)

Hometown: Moon Township, Pa.

Born: Feb. 10, 1959

Kentucky head coach John Calipari reached the mountaintop in his third year in Lexington, guiding Kentucky to its eighth national championship and 15th Final Four. In doing so, he claimed his first national championship and his fourth appearance in the Final Four. He is one of only two coaches to lead three different schools to a Final Four (UMass-1996; Memphis-2008; Kentucky-2011, '12, '14, '15).

The Wildcats rode the trademark hard-nosed Calipari defense to the title, finishing the season with the nation's top-ranked team in field-goal percentage

defense and blocked shots.

Kentucky lost three members of its 2011 Final Four team (two to the draft, one to graduation), but Calipari reloaded with the nation's top-ranked recruiting class for the third straight season. Included in the class were eventual National Player of the Year Anthony Davis and All-American Michael Kidd-Gilchrist.

En route to the national championship, Calipari guided the Wildcats to an NCAA-record-tying 38 wins, a perfect 16-0 mark in the Southeastern Conference, the school's 45th SEC championship and extended his winning streak in Rupp Arena to 51 straight games.

Prior to guiding Kentucky to its eighth championship, Calipari quickly returned the greatest tradition in all of college basketball to its rightful spot.

Calipari also directed the 2015 squad to a 38-0 start, the best-ever in college basketball. He has led teams to four Final Fours in six seasons (2011, '12, '14, '15) and won at least 25 games in all but one of his eight seasons. The Wildcats have claimed five regular-season Southeastern Conference titles and six tournament titles.

Furthermore, 35 players have been drafted to the NBA with 26 going in the draft's opening round under his direction. All 18 players who have been eligible to graduate by the end of their senior years have received their degrees, including three players who have graduated in just three years.

COACHING SUMMARY

YEARS	NAME	TENURE	WON	LOST	PCT.	BEST SEASON
1903-09	W.W.H. Mustaine and Others	7	21	35	.375	
1910	E.R. Sweetland & R.E. Spahr	1	4	8	.333	
1911	H.J. Iddings	1	5	6	.454	5-6 in 1911
1912	E.R. Sweetland	1	9	0	1.000	9-0 in 1912
1913	J.J. Tigert	1	5	3	.625	5-3 in 1913
1914-15	Alpha Brumage	2	19	7	.731	12-2 in 1914
1916	James Park	1	8	6	.571	8-6 in 1916
1917	W.P. Tuttle	1	4	6	.400	4-6 in 1917
1918	S.A. Boles	1	9	•2-1	.792	9-2-1 in 1918
1919	Andrew Gill	1	6	8	.428	6-8 in 1919
1920-24	George Buchheit	5	44	27	.619	13-1 in 1921
1925	C.O. Applegran	1	13	8	.619	13-8 in 1925
1926	Ray Eklund	1	15	3	.833	15-3 in 1926
1927	Basil Hayden	1	3	13	.187	3-13 in 1927
1929-30	John Mauer	3	40	14	.740	16-3 in 1930
1931-72	Adolph Rupp	+42	876	190	.822	25-0 in 1954
1973-85	Joe B. Hall	13	297	100	.748	30-2 in 1978
1986-89	Eddie Sutton	4	# 88	39	.693	32-4 in 1986
1990-97	Rick Pitino	8	219	50	.814	34-2 in 1996
1998-07	Orlando "Tubby" Smith	10	263	83	.760	35-4 in 1998
2008-09	Billy Gillispie	2	40	27	.597	22-14 in 2009
2010-present	John Calipari	9	275	64	.811	38-1 in 2015

22 Coaches In 116 Seasons

Games Won—2,263, Lost—693, Tied—1

- Unique tie game resulted from scorer's error discovered after game
- + No schedule played in 1953 — Rupp's record for 41 seasons. Five wins in 1966 International Universities Tournament in Israel not included in team totals
- « Basketball at UK reportedly started when W.W.H. Mustaine called together some students, took up a collection totaling \$3 for a ball and told them to start playing. There was no official coach from 1903 until 1910. Managers ran the team
- # Three games from 1988 NCAA Tournament vacated by decree of NCAA



KENTUCKY IN THE AP TOP 25

YEAR	PS	1	2	3	4	5	6	7	8	9	10	11	12	13	14	15	16	17	18	*DATES	
1948-49	2	2	1	1	1	1	1	1	1											1/20-3/8	
1949-50	2	2	5	4	6	7	5	4	3											1/5-3/7	
1950-51	1	1	3	3	2	1	1	1	1	1	1	1	1							12/19-3/7	
1951-52	1	2	1	4	3	3	3	1	1	1	1	1	1	1						12/11-3/4	
1952-53	% - Not Applicable																				
1953-54	2	2	2	1	1	1	1	1	1	1	1	2	2	1	1	1	1			12/8-3/23	
1954-55	2	2	1	1	1	1	1	1	1	1	2	2	2	2	2					12/7-3/8	
1955-56	2	12	9	13	6	5	4	3	8	7	7	8	12	9	9					12/6-3/6	
1956-57	3	7	3	3	3	4	5	4	3	3	3	3	3	3	3					12/11-3/12	
1957-58	3	5	9	10	9	9	9	8	12	12	13	12	9	9	9					12/10-3/11	
1958-59	2	2	1	1	1	2	1	1	1	1	3	1	1	2						12/9-3/9	
1959-60	13	13	-	17	16	15	-	-	-	-	-	-	-	-	-					12/12-3/8	
1960-61	20	-	19	-	-	-	-	-	-	-	-	-	-	-	-					12/13-3/7	
1961-62	-	6	3	3	2	2	2	2	2	3	4	4	3							12/19-3/13	
1962-63	3	9	-	9	5	6	-	-	-	-	-	-	-	-	-					12/4-3/12	
1963-64	9	5	2	2	1	2	4	5	4	3	3	3	2	3	4					12/10-3/10	
1964-65	11	9	8	-	-	-	-	-	-	-	-	-	-	-	-					12/8-3/9	
1965-66	-	-	-	10	5	2	2	2	2	2	1	1	1	1	1					12/7-3/8	
1966-67	3	3	4	-	-	-	-	-	-	-	-	-	-	-	-					12/6-3/7	
1967-68	-	9	4	7	6	5	4	8	9	10	8	8	5	5	4	5				12/5-3/12	
1968-69	3	3	4	4	4	3	7	5	5	4	4	4	6	6	7					12/3-3/4	
1969-70	2	1	1	1	1	2	2	2	2	3	3	2	1	2	1					12/9-3/10	
1970-71	3	5	3	7	8	11	10	t12	11	8	8	12	10	8	8	8				12/8-3/16	
1971-72	10	7	7	11	12	19	15	-	-	-	-	17	18	-	-	18				12/7-3/14	
1972-73	13	8	-	-	-	-	-	-	-	-	-	-	-	-	t19	17				12/5-3/13	
1973-74	10	10	-	-	-	-	-	-	-	-	-	-	-	-	-	-				12/4-3/27	
1974-75	16	15	-	20	17	9	7	10	11	5	5	4	7	4	6	6	5	2	2	12/3-4/2	



YEAR	PS	1	2	3	4	5	6	7	8	9	10	11	12	13	14	15	16	17	18	*DATES
1975-76	6	7	14	20	18	-	-	-	-	-	-	-	-	-	-	-	-	-	-	12/2-3/16
1976-77	6	4	3	7	6	3	2	6	6	3	3	2	2	2	6	3	-	-	-	11/30-3/15
1977-78	2	1	1	1	1u	1u	1u	1u	1u	1	1	1	3	2	1	1	1	1	1	11/29-3/13
1978-79	11	10	10	6	11	13	9	17	-	-	-	-	-	-	-	-	-	-	-	11/28-3/13
1979-80	2	5	5	3	2	2	4	6	5	3	6	5	3	2	4	-	-	-	-	12/4-3/4
1980-81	1	2	2	2	2	5	4	3	6	7	6	11	10	9	7	8	-	-	-	12/2-3/10
1981-82	3	2	2	2	2	4	3	6	9	7	9	12	10	7	15	15	-	-	-	12/1-3/9
1982-83	4	3	2	2	2	3	3	6	11	10	15	13	11	10	7	10	12	-	-	11/30-3/15
1983-84	2	1	2	2	2	2	2	2	3	3	3	6	6	4	3	3	3	3	3	11/29-3/13
1984-85	18	-	-	-	-	-	-	-	-	-	-	-	-	-	-	-	-	-	-	11/27-3/12
1985-86	11	10	9	9	13	13	12	11	11	11	8	12	11	8	5	3	3	3	3	11/26-3/11
1986-87	11	13	19	18	18	11	9	-	-	-	-	-	-	-	-	-	-	-	-	12/2-3/10
1987-88	5	2	1	1	2	2	1	5	4	9	10	10	9	12	8	6	6	6	6	12/1-3/15
1988-89	-	-	-	-	-	-	-	-	-	-	-	-	-	-	-	-	-	-	-	11/22-3/14
1989-90	-	-	-	-	-	-	-	-	-	-	-	-	-	-	-	-	-	-	-	11/22-3/14
1990-91	-	-	25	18	18	18	16	11	9	8	10	10	16	12	13	10	9	-	-	11/27-3/12
1991-92	4	13	14	9	8	17	17	15	10	8	14	19	19	13	11	10	9	6	6	11/25-3/16
1992-93	5	5	5	3	3	3	3	2	1	4	4	2	2	2	2	5	4	2	2	11/23-3/15
1993-94	2	2	1	6	5	5	5	4	8	7	9	7	4	11	7	7	10	7	7	11/22-3/14
1994-95	4	4	3	7	6	5	5	5	8	7	5	5	6	5	4	6	5	3	2	11/21-3/13
1995-96	1	1	1	5	5	4	2	2	2	2	2	2	2	2	2	1	1	2	2	11/20-3/12
1996-97	3	8	8	6	3	3	3	3	3	5	3	3	3	4	3	3	6	5	5	11/19-3/11
1997-98	8	9	8	7	4	4	4	6	6	6	7	7	8	7	8	7	7	5	5	11/18-3/10
1998-99	4	4	4	8	5	3	3	7	6	6	7	6	5	8	6	13	14	8	8	11/15-3/8
1999-00	14	14	11	13	23	-	-	-	25	20	18	16	14	11	19	18	22	16	19	11/15-3/13
2000-01	12	20	22	-	-	-	-	-	-	-	-	-	-	-	22	13	15	15	9	11/13-3/12
2001-02	4	-	10	13	11	9	7	6	6	8	12	8	10	7	10	12	11	12	16	11/12-3/11
2002-03	17	17	15	18	12	18	14	20	18	16	8	7	6	3	2	2	2	2	1	11/18-3/17
2003-04	11	10	10	9	8	2	2	8	7	5	9	5	9	8	9	9	9	8	2	11/17-3/15



YEAR	PS	1	2	3	4	5	6	7	8	9	10	11	12	13	14	15	16	17	18	*DATES
2004-05	9	9	8	8	10	9	8	8	8	9	8	7	6	5	3	5	3	4	7	11/15-3/14
2005-06	9	8	7	10	15	23	19	18	19	-	-	-	-	-	-	-	-	-	-	11/14-3/13
2006-07	22	22	20	-	-	-	-	-	-	-	25	-	-	20	20	-	-	-	-	11/13-3/12
2007-08	20	-	-	-	-	-	-	-	-	-	-	-	-	-	-	-	-	-	-	11/05-3/31
2008-09	-	-	-	-	-	-	-	-	-	-	24	-	-	-	-	-	-	-	-	11/17-3/16
2009-10	4	4	5	5	4	3	3	3	3	2	2	1u	4	3	2	2	3	2	2	11/16-3/15
2010-11	11	12	8	10	17	17	13	11	10	13	12	14	10	18	22	22	20	15	11	11/15-3/14
2011-12	2	2	2	1	1	3	3	3	2	2	2	1	1	1	1	1	1	1	1	11/14-3/13
2012-13	3	3	8	8	-	-	-	-	-	-	-	-	-	-	25	-	-	-	-	11/5-3/18
2013-14	1	1	4	3	3	11	19	18	15	14	13	14	11	18	14	18	17	25	-	11/4-3/17
2014-15	1	1	1	1	1u	1u	1u	1u	1u	1	1	1	1u	1u	1u	1u	1u	1u	1u	11/10-3/16
2015-16	2	2	1	1	5	4	12	10	9	14	23	20	20	22	14	16	22	16	10	11/2-3/14
2016-17	2	2	1	1	6	6	6	8	6	6	5	4	8	15	13	11	9	8	5	11/7-3/13
2017-18	5	7	8	7	8	8	7	16	17	21	18	-	21	24	-	-	23	-	18	11/1-3/12

Note: AP polls were ranked 1-20 until 1989-90, when they were changed to the top 25. Release dates and the number of weekly rankings per season varied from year-to-year.

* Dates do not include preseason rankings • PS - Preseason rankings (started in 1962); % - UK was suspended from play by the NCAA; u - Unanimous



KENTUCKY IN THE COACHES' POLL

YEAR	PS	1	2	3	4	5	6	7	8	9	10	11	12	13	14	15	16	17	18	19	20	*DATES	
1950-51	3	1	1	1	2	3	2	1	1	1	1	1	1	2									12/12-3/6
1951-52	1	1	3	2	2	3	3	3	2	1	1	1	1	1	1								12/6-3/11
1952-53	% - Not Applicable																						
1953-54	2	2	2	1	1	1	1	1	1	3	2	3	1	2									12/15-3/9
1954-55	2	4	2	3	1	1	1	1	1	1	2	2	2	2	2								12/7-3/8
1955-56	2	2	12	9	12	6	4	5	4	9	7	7	10	13	12								12/6-3/6
1956-57	14	7	7	3	3	3	3	3	3	3	3	3	3	3	3								12/11-3/12
1957-58	3	6	11	15	15	13	12	10	12	10	16	15	14	14									12/10-3/22
1958-59	4	3	3	2	2	1	1	1	1	1	1	3	1	2	2								12/9-3/9
1959-60	6	13	12	14	20	18	15	14	16	14	15	20	-	-									12/8-3/8
1960-61	-	-	-	-	-	-	-	-	-	-	-	18	17	18									12/5-3/4
1961-62	-	14	6	5	4	3	3	3	3	3	3	4	4	3									12/12-3/13
1962-63	3	14	15	12	8	7	15	17	-	-	-	-	-	-	-								12/4-3/12
1963-64	11	7	3	3	1	2	3	3	3	3	2	3	2	2	3								12/10-3/10
1964-65	15	10	9	16	19	18	18	-	-	-	-	-	-	-	-								12/8-3/9
1965-66	-	13	13	9	5	2	2	2	2	2	1	1	1	1	1								12/7-3/8
1966-67	3	3	4	-	18	-	-	-	-	-	-	-	-	-	-								12/7-3/8
1967-68	-	13	6	8	7	5	4	7	9	9	8	8	5	5	5	5							12/5-3/12
1968-69	3	4	5	4	4	7	6	5	5	4	4	6	6	7	5								12/3-3/11
1969-70	3	1	1	1	1	2	2	2	2	3	3	2	2	2	1								12/9-3/10
1970-71	4	3	4	7	7	8	9	17	13	10	8	14	12	10	9	8							12/8-3/16
1971-72	10	6	11	14	15	15	18	-	-	-	14	18	15	-	-	14							12/8-3/16
1972-73	7	9	-	-	-	-	-	-	-	-	-	-	-	-	-	15							12/5-3/13
1973-74	-	-	-	-	-	-	-	-	-	-	-	-	-	-	-	-							12/11-3/12
1974-75	-	20	15	9	9	10	10	10	7	5	5	8	5	6	4								12/10-3/11
1975-76	16	-	18	-	19	-	-	-	-	-	-	-	-	-	-	-							12/9-3/9
1976-77	6	5	3	7	7	2	3	7	7	6	5	2	2	2	5								12/7-3/8



YEAR	PS	1	2	3	4	5	6	7	8	9	10	11	12	13	14	15	16	17	18	19	20	* DATES
1977-78	1	1	1	1	1	1	1	1	1	1	1	2	2	1	1							12/6-3/7
1978-79	14	6	12	15	8	-	-	-	-	-	-	-	-	-	-	-	-	-	-	-	-	12/12-3/6
1979-80	5	6	5	3	2	2	4	9	9	6	6	5	4	3	3							12/4-3/5
1980-81	1	1	1	1	3	3	4	6	5	6	11	10	9	8	8							12/9-3/10
1981-82	3	2	2	2	3	3	6	9	8	9	9	9	12	14								12/8-3/9
1982-83	4	2	2	2	4	3	6	13	10	15	12	12	10	6	10	10						12/7-3/15
1983-84	1	1	1	1	1	1	1	3	3	3	8	6	4	3	3	3						12/6-3/13
1984-85	17	-	-	-	-	-	-	-	-	-	-	-	-	-	-	-	-	-	-	-	-	11/27-3/12
1985-86	12	8	8	14	10	10	11	11	9	9	12	8	7	5	4	4						12/3-3/11
1986-87	16	19	20	18	9	8	-	-	-	-	-	-	-	-	-	-	-	-	-	-	-	12/2-3/10
1987-88	5	1	1	1	1	2	1	5	3	9	10	10	9	12	8	6	6					12/1-3/15
1988-89	-	-	-	-	-	-	-	-	-	-	-	-	-	-	-	-	-	-	-	-	-	11/29-3/14
1989-90	-	-	-	-	-	-	-	-	-	-	-	-	-	-	-	-	-	-	-	-	-	11/27-3/6
1990-91	-	-	-	-	-	-	-	-	-	-	-	-	-	-	-	-	-	-	-	-	-	11/27-3/12
1991-92	8	15	17	9	9	16	16	11	11	8	14	17	18	12	12	9	11	9				11/25-3/16
1992-93	5	5	4	3	3	3	2	1	6	4	2	2	2	2	4	4	3	3				11/30-3/22
1993-94	2	1	6	6	5	5	5	4	7	6	7	7	5	10	7	8	12	8	13			11/22-3/21
1994-95	4	3	7	7	6	5	6	7	5	5	4	3	3	4	3	4	2	5				11/28-3/20
1995-96	1	1	1	5	5	4	2	2	2	2	2	2	2	2	2	1	1	2	1			11/20-3/19
1996-97	4	8	5	3	3	3	3	3	4	4	3	3	4	3	3	5	4	2				11/26-3/18
1997-98	9	7	7	5	4	4	7	6	6	7	7	9	8	10	8	7	6	1				11/25-3/17
1998-99	6	4	8	5	4	4	6	5	6	7	6	5	9	9	11	14	11	5				11/24-3/16
1999-2000	12	10	12	22	-	-	25	24	23	18	18	17	14	16	16	18	16	20	22			11/23-3/21
2000-01	12	21	-	-	-	-	-	-	-	-	-	-	-	-	25	16	15	10	8			11/21-3/20
2001-02	4	3	12	14	12	10	8	8	8	9	12	9	11	9	9	12	11	11	15			11/13-3/19
2002-03	17	17	16	18	12	16	14	21	19	16	10	7	7	3	2	2	2	2	1			11/19-3/25
2003-04	9	9	3	2	1	1	6	5	5	8	5	9	8	9	9	9	8	4	8			11/25-3/23
2004-05	9	8	8	11	11	10	10	10	8	10	8	6	4	5	3	5	3	4	5	5		11/23-3/22
2005-06	10	7	10	15	22	20	19	21	-	-	-	-	-	-	-	-	-	-	-	-	-	11/22-3/21



YEAR	PS	1	2	3	4	5	6	7	8	9	10	11	12	13	14	15	16	17	18	19	20	* DATES
2006-07	22	22	-	-	-	-	-	-	-	-	25	24	18	18	-	-	-	-	-	-	-	11/14-3/20
2007-08	22	-	-	-	-	-	-	-	-	-	-	-	-	-	-	-	-	-	-	-	-	11/12-3/24
2008-09	-	-	-	-	-	-	-	-	-	-	-	-	-	-	-	-	-	-	-	-	-	11/17-3/23
2009-10	5	5	4	4	3	3	3	3	3	2	2	1	3	2	2	2	3	2	2	5	5	11/16-3/22
2010-11	10	13	9	11	16	16	14	12	11	15	12	16	11	18	22	22	23	16	10	3	3	11/15/-3/21
2011-12	2	2	2	1	1	3	3	3	2	2	2	1	1	1	1	1	1	1	1	1	1	11/14-3/19
2012-13	3	3	7	8	19	22	23	23	-	-	-	-	-	-	-	-	-	-	-	-	-	11/12-3/25
2013-14	1	1	5	4	4	10	21	18	16	16	12	14	11	14	13	16	15	24	-	22	2	11/11-3/24
2014-15	1	1	1	1	1	1	1	1	1	1	1	1	1	1	1	1	1	1	1	3	3	11/17-3/23
2015-16	1	2	1	1	4	4	11	11	8	13	19	19	19	21	14	14	19	16	13	16	16	11/16-3/21
2016-17	4	2	1	1	7	7	5	8	6	6	5	4	6	12	11	10	9	8	5	5	5	11/14-3/20
2017-18	4	4	8	7	7	5	6	15	14	20	16	-	22	24	-	-	25	-	20	17	17	11/20-4/2



KENTUCKY FINISHES IN NATIONAL RANKINGS

AP Top-10 Finishes

1.	Kentucky	43
2.	Duke	37
	North Carolina	37
4.	Kansas	30
5.	UCLA	26
6.	Indiana	17
7.	Louisville	16
	Ohio State	16
9.	Arizona	15
10.	Cincinnati	14
	Michigan	14
	Notre Dame	14

AP No. 1 Finishes

1.	Kentucky	10
2.	UCLA	8
3.	Duke	7
4.	North Carolina	6
5.	Ohio State	4
6.	Indiana	3
	Kansas	3
8.	Cincinnati	2
	DePaul	2
	Houston	2
	Michigan	2
	San Francisco	2
	UNLV	2

*Coaches' Top-10 Finishes

1.	Kansas	18
2.	Kentucky	15
	Duke	15
4.	North Carolina	13
5.	Arizona	12
6.	UConn	11
	Michigan State	11
8.	Florida	9
	Louisville	9
10.	Syracuse	6
	UCLA	6

*Coaches' No. 1 Finishes

1.	UConn	4
2.	Kentucky	3
	Duke	3
	North Carolina	3
5.	Florida	2
	Villanova	2
7.	Arizona	1
	Arkansas	1
	Kansas	1
	Louisville	1
	Maryland	1
	Michigan State	1
	Syracuse	1
	UCLA	1

*Final poll began being released in 1994

ALL-TIME WINNINGEST TEAMS

SCHOOL NAME	FIRST YEAR	YEARS	WON	LOST	TIED	PCT.
1. Kentucky	1903	115	2,263	699	1	.764
2. Kansas	1899	120	2,248	849	0	.726
3. North Carolina	1911	108	2,232	792	0	.738
4. Duke	1906	113	2,144	881	0	.709
5. Temple	1895	122	1,903	1,069	0	.640
6. Syracuse	1901	117	1,884	894	0	.678
7. UCLA	1920	99	1,870	836	0	.691
8. Notre Dame	1898	113	1,866	1,009	1	.649
9. St. John's (N.Y.)	1908	111	1,833	1,016	0	.643
10. Indiana	1901	118	1,817	1,034	0	.637
11. BYU	1903	116	1,810	1,082	0	.626
12. Utah	1909	110	1,802	990	0	.645
13. Arizona	1905	113	1,796	931	1	.659
14. Cincinnati	1902	117	1,788	1,008	0	.639
15. Illinois	1906	113	1,778	991	0	.642
16. Purdue	1897	120	1,777	1,026	0	.634
17. Western Kentucky	1915	99	1,775	912	0	.661
18. Penn	1897	118	1,771	1,100	2	.617
19. Texas	1906	112	1,769	1,069	0	.623
20. Washington	1896	116	1,765	1,175	0	.600
21. West Virginia	1904	109	1,756	1,079	0	.619
22. Villanova	1921	98	1,749	924	0	.654
23. Princeton	1901	118	1,731	1,078	0	.616
24. Oregon State	1902	117	1,727	1,337	0	.564
25. NC State	1913	106	1,713	1,054	0	.619

ALL-TIME WINNING PERCENTAGE

SCHOOL NAME	FIRST YEAR	YEARS	WON	LOST	TIED	PCT.
1. Kentucky	1903	115	2,263	699	1	.764
2. North Carolina	1911	108	2,232	792	0	.738
3. Kansas	1899	120	2,248	849	0	.726
4. Duke	1906	113	2,144	881	0	.709
5. UNLV	1959	60	1,245	543	0	.696
6. UCLA	1920	99	1,870	836	0	.691
7. Syracuse	1901	117	1,884	894	0	.678
8. Western Kentucky	1915	99	1,775	912	0	.661
9. Arizona	1905	113	1,796	931	1	.659
10. Villanova	1921	98	1,749	924	0	.654
11. Louisville	1912	103	1,702	912	0	.651
12. Notre Dame	1898	113	1,866	1,009	1	.649
13. VCU	1971	48	939	509	0	.648
14. Utah	1909	110	1,802	990	0	.645
15. Murray State	1926	93	1,612	889	0	.645
16. Norfolk State	1954	65	1,201	663	0	.644
17. St. John's (N.Y.)	1908	111	1,833	1,016	0	.643
18. Illinois	1906	113	1,778	991	0	.642
19. Temple	1895	122	1,903	1,069	0	.640
20. Arkansas	1924	95	1,670	939	0	.640
21. CSU Bakersfield	1972	47	880	496	0	.640
22. Cincinnati	1902	117	1,788	1,008	0	.639
23. UConn	1904	115	1,696	957	0	.639
24. Lipscomb	1951	68	1,204	682	0	.638
25. Indiana	1901	118	1,817	1,034	0	.637



SEC ALL-TIME STANDINGS

REGULAR-SEASON GAMES ONLY 1933-2013

Team	Yrs.	Won	Lost	Pct.	Titles
KENTUCKY	85	982	278	.779	48
Alabama	85	783	606	.564	7
Tennessee	85	729	569	.562	10
Arkansas	27	235	209	.529	2
Vanderbilt	86	691	633	.522	3
Texas A&M	6	56	52	.519	1
LSU	86	672	670	.501	10
Florida	85	632	643	.496	7
Auburn	85	599	735	.449	3
Mississippi State	85	586	770	.432	6
Georgia	86	547	773	.414	1
South Carolina	27	188	270	.410	1
Ole Miss	85	512	823	.384	0
Missouri	6	38	70	.352	0

FORMER MEMBERS

Georgia Tech	32	201	207	.493	1
Tulane	34	195	252	.436	0
Sewanee	8	3	76	.038	0

NOTE: Sewanee withdrew after the 1940 season, Georgia Tech after the 1964 season and Tulane after the 1966 campaign. During World War II, Alabama, Auburn, Florida, Ole Miss, Mississippi State and Tennessee suspended intercollegiate basketball for the 1944 season. Kentucky did not compete for the title during the 1953, 1989 and 1990 seasons due to NCAA suspension.

SEC CHAMPIONSHIPS

Team	Titles	Last Title
KENTUCKY	48	2017
LSU	10	2009
Tennessee	10	2018
Alabama	7	2002
Florida	7	2014
Mississippi State	6	2004
Vanderbilt	3	1993
Arkansas	2	1994
Auburn	3	2018
Georgia	1	1990
•Georgia Tech	1	1938
South Carolina	1	1997
Texas A&M	1	2016
•Former SEC Member		

SEC TOURNAMENT CHAMPIONSHIPS

Team	Titles	Last Title
KENTUCKY	31	2018
Alabama	6	1991
Florida	4	2014
Tennessee	4	1979
Mississippi State	3	2009
Georgia	2	2008
Ole Miss	2	2013
Vanderbilt	2	2012
Arkansas	1	2000
Auburn	1	1985
•Georgia Tech	1	1938
LSU	1	1980
•Former SEC Member		

ANNUAL SOUTHEASTERN CONFERENCE CHAMPIONS

YEAR	CHAMPION (SEC W-L)	CHAMP	SITE	CHAMPIONSHIP GAME RESULT
1933	Kentucky (8-0)	Kentucky	Atlanta	Kentucky 46, Mississippi State 27
1934	Alabama (13-2)	Alabama	Atlanta	Alabama 41, Florida 25
1935	LSU (12-0), Kentucky (11-0)	No Tournament		
1936	Tennessee (8-4)	Tennessee	Knoxville, Tenn.	Tennessee 29, Alabama 25
1937	Kentucky (5-3)	Kentucky	•Knoxville, Tenn.	Kentucky 39, Tennessee 25
1938	Georgia Tech (9-2)	Georgia Tech	Baton Rouge, La.	Georgia Tech 58, Ole Miss 47
1939	Kentucky (5-2)	Kentucky	Knoxville, Tenn.	Kentucky 46, Tennessee 38
1940	Kentucky (4-4)	Kentucky	Knoxville, Tenn.	Kentucky 51, Georgia 43
1941	Tennessee (8-3)	Tennessee	Louisville, Ky.	Tennessee 36, Kentucky 33
1942	Kentucky (6-2)	Kentucky	Louisville, Ky.	Kentucky 36, Alabama 34
1943	Tennessee (6-3)	Tennessee	Louisville, Ky.	Tennessee 33, Kentucky 30
1944	Kentucky (0-0)	Kentucky	••Louisville, Ky.	Kentucky 62, Tulane 46
1945	Kentucky (4-1)	Kentucky	Louisville, Ky.	Kentucky 39, Tennessee 35
1946	Kentucky (6-0)	Kentucky	Louisville, Ky.	Kentucky 59, LSU 36
1947	Kentucky (11-0)	Kentucky	Louisville, Ky.	Kentucky 55, Tulane 38
1948	Kentucky (9-0)	Kentucky	Louisville, Ky.	Kentucky 54, Georgia Tech 43
1949	Kentucky (13-0)	Kentucky	Louisville, Ky.	Kentucky 68, Tulane 52
1950	Kentucky (11-2)	Kentucky	Louisville, Ky.	Kentucky 95, Tennessee 58
1951	Kentucky (14-0)	Vanderbilt	Louisville, Ky.	Vanderbilt 61, Kentucky 57
1952	Kentucky (14-0)	Kentucky	Louisville, Ky.	Kentucky 44, LSU 43
1953	LSU (13-0)	No Tournament		
1954	Kentucky/LSU (14-0)	No Tournament		
1955	Kentucky (12-2)	No Tournament		
1956	Alabama (14-0)	No Tournament		
1957	Kentucky (12-2)	No Tournament		
1958	Kentucky (12-2)	No Tournament		
1959	Mississippi State (13-1)	No Tournament		
1960	Auburn (12-2)	No Tournament		
1961	Mississippi State (11-3)	No Tournament		
1962	Kentucky/Mississippi State (13-1)	No Tournament		
1963	Mississippi State (13-1)	No Tournament		
1964	Kentucky (11-3)	No Tournament		
1965	Vanderbilt (15-1)	No Tournament		
1966	Kentucky (15-1)	No Tournament		
1967	Tennessee (15-3)	No Tournament		
1968	Kentucky (15-3)	No Tournament		
1969	Kentucky (16-2)	No Tournament		
1970	Kentucky (17-1)	No Tournament		
1971	Kentucky (16-2)	No Tournament		
1972	Kentucky/Tennessee (14-4)	No Tournament		
1973	Kentucky (14-4)	No Tournament		
1974	Alabama/Vanderbilt (15-3)	No Tournament		
1975	Kentucky/Alabama (15-3)	No Tournament		
1976	Alabama (15-3)	No Tournament		
1977	Kentucky/Tennessee (16-2)	No Tournament		
1978	Kentucky (16-2)	No Tournament		
1979	LSU (14-4)	Tennessee	Birmingham, Ala.	Tennessee 75, Kentucky 69^{OT}
1980	Kentucky (15-3)	LSU	Birmingham, Ala.	LSU 80, Kentucky 78
1981	LSU (17-1)	Ole Miss	Birmingham, Ala.	Ole Miss 66, Georgia 62
1982	Kentucky/Tennessee (13-5)	Alabama	Lexington, Ky.	Alabama 48, Kentucky 46
1983	Kentucky (13-5)	Georgia	Birmingham, Ala.	Georgia 86, Alabama 71
1984	Kentucky (14-4)	Kentucky	Nashville, Tenn.	Kentucky 51, Auburn 49
1985	LSU (13-5)	Auburn	Birmingham, Ala.	Auburn 53, Alabama 49 ^{OT}
1986	Kentucky (17-1)	Kentucky	Lexington, Ky.	Kentucky 83, Alabama 72
1987	Alabama (16-2)	Alabama	Atlanta	Alabama 69, LSU 62
1988	Vacated	Vacated	Baton Rouge, La.	Kentucky 62, Georgia 57
1989	Florida (13-5)	Alabama	Knoxville, Tenn.	Alabama 72, Florida 60
1990	Georgia (13-5)	Alabama	Orlando, Fla.	Alabama 70, Ole Miss 51
1991	Mississippi State/LSU (13-5)	Alabama	Nashville, Tenn.	Alabama 88, Tennessee 64



YEAR	CHAMPION (SEC W-L)	EAST CHAMP	WEST CHAMP	CHAMP	SITE	CHAMPIONSHIP GAME RESULT
1992	Arkansas (13-3)	Kentucky (12-4)	Arkansas (13-3)	Kentucky	Birmingham, Ala.	Kentucky 80, Alabama 54
1993	Vanderbilt (14-2)	Vanderbilt (14-2)	Arkansas (10-6)	Kentucky	Lexington, Ky.	Kentucky 82, LSU 65
1994	Arkansas (14-2)	Kentucky/Florida (12-4)	Arkansas (14-2)	Kentucky	Memphis, Tenn.	Kentucky 73, Florida 60
1995	Kentucky (14-2)	Kentucky (14-2)	Arkansas/ Mississippi St. (12-4)	Kentucky	Atlanta	Kentucky 95, Arkansas 93 rd
1996	Kentucky (16-0)	Kentucky (16-0)	Mississippi State (10-6)	Mississippi St.	New Orleans	Mississippi St. 84, Kentucky 73 rd
1997	South Carolina (15-1)	South Carolina (15-1)	Ole Miss (11-5)	Kentucky	Memphis, Tenn.	Kentucky 95, Georgia 68
1998	Kentucky (14-2)	Kentucky (14-2)	Ole Miss (12-4)	Kentucky	Atlanta	Kentucky 86, South Carolina 56
1999	Auburn (14-2)	Tennessee (12-4)	Auburn (14-2)	Kentucky	Atlanta	Kentucky 76, Arkansas 63
2000	Kentucky/Florida/Tenn./LSU (12-4)	Kentucky/Fla./Tenn. (12-4)	LSU (12-4)	Arkansas	Atlanta	Arkansas 75, Auburn 67
2001	Kentucky/Florida (12-4)	Kentucky/Florida (12-4)	Ole Miss (11-5)	Kentucky	Nashville, Tenn.	Kentucky 77, Ole Miss 55
2002	Alabama (12-4)	Kentucky/Florida (10-6)	Alabama (12-4)	Mississippi St.	Atlanta	Mississippi State 61, Alabama 58
2003	Kentucky (16-0)	Kentucky (16-0)	Mississippi State (9-7)	Kentucky	New Orleans	Kentucky 64, Mississippi St. 57
2004	Mississippi State (14-2)	Kentucky (13-3)	Mississippi State (14-2)	Kentucky	Atlanta	Kentucky 89, Florida 73
2005	Kentucky (14-2)	Kentucky (14-2)	Alabama/LSU (12-4)	Florida	Atlanta	Florida 70, Kentucky 53
2006	LSU (14-2)	Tennessee (12-4)	LSU (14-2)	Florida	Nashville, Tenn.	Florida 49, South Carolina 47
2007	Florida (13-3)	Florida (13-3)	Ole Miss/Mississippi St. (8-8)	Florida	Atlanta	Florida 77, Arkansas 56
2008	Tennessee (14-2)	Tennessee (14-2)	Mississippi St. (12-4)	Georgia	Atlanta (Alexander)	Georgia 66, Arkansas 57
2009	LSU (13-3)	Tennessee/South Carolina (10-6)	LSU (13-3)	Mississippi St.	Tampa, Fla.	Mississippi State 64, Tennessee 61
2010	Kentucky (14-2)	Kentucky (14-2)	Mississippi State (9-7)	Kentucky	Nashville, Tenn.	Kentucky 75, Mississippi St. 74 th
2011	Florida (13-3)	Florida (13-3)	Alabama (12-2)	Kentucky	Atlanta	Kentucky 70, Florida 54
2012	Kentucky (16-0)	Kentucky (16-0)	Alabama (9-7)	Vanderbilt	New Orleans	Vanderbilt 71, Kentucky 64
2013	Florida (14-4)	Florida (14-4)	Ole Miss (12-4)	Ole Miss	Nashville, Tenn.	Ole Miss 66, Florida 63
2014	Florida (18-0)	Florida (18-0)	Florida (12-4)	Florida	Atlanta	Florida 61, Kentucky 60
2015	Kentucky (18-0)	Kentucky (18-0)	Nashville, Tenn.	Kentucky	Nashville, Tenn.	Kentucky 78, Arkansas 63
2016	Kentucky/Texas A&M (13-5)	Kentucky/Texas A&M (13-5)	Nashville, Tenn.	Kentucky	Nashville, Tenn.	Kentucky 82, Texas A&M 77 th
2017	Kentucky (16-2)	Kentucky (16-2)	Nashville, Tenn.	Kentucky	Nashville, Tenn.	Kentucky 82, Arkansas 65
2018	Auburn/Tennessee (13-5)	Auburn/Tennessee (13-5)	St. Louis	Kentucky	St. Louis	Kentucky 77, Tennessee 72

NOTES:

- From 1933-1950 the SEC champion was determined by a tournament, except for 1935
- Only eight teams invited to participate
- Only six teams participated due to World War II
- Since 1951, when the round-robin schedule was introduced, the title has been decided by a winning percentage on the conference schedule. From 1951-1964 the round-robin schedule was 14 games



UK vs. SEC TOURNAMENT FIELD

Team	All	1st Rd	Quarters	Semis	Finals
Alabama	16-2	1-0	5-1	7-0	3-1
Arkansas	9-1	0-0	0-1	5-0	4-0
Auburn	13-1	1-0	7-1	4-0	1-0
Florida	13-4	4-1	4-1	2-0	3-2
Georgia	12-1	0-0	6-1	3-0	3-0
LSU	16-2	0-0	5-1	8-0	3-1
Ole Miss	15-0	5-0	6-0	3-0	1-0
Mississippi State	8-2	1-0	3-1	1-0	3-1
Missouri	0-0	0-0	0-0	0-0	0-0
South Carolina	3-2	0-0	1-1	1-1	1-0
Tennessee	12-4	0-0	2-0	5-1	5-3
Texas A&M	1-0	0-0	0-0	0-0	1-0
Vanderbilt	4-5	1-1	3-2	0-0	0-2
Former members	11-1	2-0	2-1	3-0	4-0
Totals	133-25	15-2	44-11	42-2	32-10

KENTUCKY'S SEC TOURNAMENT HISTORY

YEAR	LOCATION	OPPONENT	SCORE	W/L
1933	Atlanta	Ole Miss (1st)	49-31	W
		Florida (QF)	48-24	W
		LSU (SF)	51-38	W
		Mississippi State (F)	46-27	W
1934	Atlanta	Florida (1st)	32-38	L
		Mississippi State (QF)	41-39	W
1936	Knoxville	Tennessee (SF)	28-39	L
		LSU (QF)	57-37	W
1937	Knoxville	Georgia Tech (SF)	40-30	W
		Tennessee (F)	39-25	W
		Tulane (QF)	36-38	L
1938	Baton Rouge	Ole Miss (QF)	49-30	W
		LSU (SF)	53-34	W
1939	Knoxville	Tennessee (F)	46-38	W
		Vanderbilt (QF)	44-34	W
		Tennessee (SF) [2OT]	30-29	W
1940	Knoxville	Georgia (F)	51-43	W
		Ole Miss (1st)	62-52	W
		Tulane (QF)	59-30	W
		Alabama (SF)	39-37	W
1941	Louisville	Tennessee (F)	33-36	L
		Florida (1st)	42-36	W
		Ole Miss (QF)	59-32	W
1942	Louisville	Auburn (SF)	40-31	W
		Alabama (F)	36-34	W
		Tulane (1st)	48-31	W
		Georgia (QF)	59-30	W
1943	Louisville	Mississippi State (SF)	52-43	W
		Tennessee (F)	30-33	L
		Georgia (QF)	57-29	W
		LSU (SF)	55-28	W
1944	Louisville	Tulane (F)	62-46	W
		Florida (1st)	57-35	W
		LSU (QF)	68-37	W
		Alabama (SF)	52-41	W
1945	Louisville	Tennessee (F)	39-35	W
		Auburn (1st)	69-24	W
		Florida (QF)	69-32	W
1946	Louisville	Alabama (SF)	59-30	W
		LSU (F)	59-36	W

YEAR	LOCATION	OPPONENT	SCORE	W/L
1947	Louisville	Vanderbilt (1st)	98-29	W
		Auburn (QF)	84-18	W
		Georgia Tech (SF)	75-53	W
		Tulane (F)	55-38	W
1948	Louisville	Florida (1st)	87-31	W
		LSU (QF)	63-47	W
		Tennessee (SF)	70-47	W
1949	Louisville	Georgia Tech (F)	54-43	W
		Florida (1st)	73-36	W
		Auburn (QF)	70-39	W
		Tennessee (SF)	83-44	W
1950	Louisville	Tulane (F)	68-52	W
		Mississippi State (QF)	56-46	W
		Georgia (SF)	79-63	W
1951	Louisville	Tennessee (F)	95-58	W
		Mississippi State (1st)	92-70	W
		Auburn (QF)	84-54	W
1952	Louisville	Georgia Tech (SF)	82-56	W
		Vanderbilt (F)	57-61	L
		Georgia Tech (1st)	80-59	W
		Tulane (QF)	85-61	W
1953	Louisville	Tennessee (SF)	81-66	W
		LSU (F)	44-43	W
		Ole Miss (1st)	82-77	W
		Alabama (QF)	101-100	W
1954	Birmingham	LSU (SF)	80-67	W
		Tennessee (F) [OT]	69-75	L
		Auburn (QF)	69-61	W
1955	Birmingham	Ole Miss (SF)	70-67	W
		LSU (F)	78-80	L
		Vanderbilt (QF)	55-60	L
1956	Lexington	Auburn (QF)	89-66	W
		Ole Miss (SF)	62-58	W
1957	Birmingham	Alabama (F)	46-48	L
		Alabama (QF)	64-69	L
		Georgia (QF)	92-79	W
		Alabama (SF)	48-46	W
1958	Nashville	Auburn (F)	51-49	W
		Florida (QF)	55-58	L
1959	Birmingham	Florida (QF)	55-58	L
1960	Lexington	Ole Miss (QF)	95-69	W



YEAR	LOCATION	OPPONENT	SCORE	W/L
		LSU (SF)	61-58	W
		Alabama (F)	83-72	W
1987	Atlanta	Auburn (QF)	72-79	L
1988	Baton Rouge	Ole Miss (QF)	82-64	W
		LSU (SF)	86-80	W
		Georgia (F)	62-57	W
1989	Knoxville	Vanderbilt (QF)	63-77	L
1992	Birmingham	Vanderbilt (QF)	76-57	W
		LSU (SF)	80-74	W
		Alabama (F)	80-54	W
1993	Lexington	Tennessee (QF)	101-40	W
		Arkansas (SF)	92-81	W
		LSU (F)	82-65	W
1994	Memphis	Mississippi State (QF)	95-76	W
		Arkansas (SF)	90-78	W
		Florida (F)	73-60	W
1995	Atlanta	Auburn (QF)	93-81	W
		Florida (SF)	86-72	W
		Arkansas (F) [OT]	95-93	W
1996	New Orleans	Florida (QF)	100-76	W
		Arkansas (SF)	95-75	W
		Mississippi State (F)	73-84	L
1997	Memphis	Auburn (QF)	92-50	W
		Ole Miss (SF)	88-70	W
		Georgia (F)	95-68	W
1998	Atlanta	Alabama (QF)	82-71	W
		Arkansas (SF)	99-74	W
		South Carolina (F)	86-56	W
1999	Atlanta	Ole Miss (QF)	83-73	W
		Auburn (SF)	69-57	W
		Arkansas (F)	76-63	W
2000	Atlanta	Arkansas (QF)	72-86	L
2001	Nashville	South Carolina (QF)	78-65	W
		Arkansas (SF)	87-78	W
		Ole Miss (F)	77-55	W
2002	Atlanta	South Carolina (QF)	57-70	L
2003	New Orleans	Vanderbilt (QF)	81-63	W
		Auburn (SF)	78-58	W
		Mississippi State (F)	64-57	W
2004	Atlanta	Georgia (QF)	69-60	W
		South Carolina (SF)	78-63	W
		Florida (F)	89-73	W
2005	Atlanta	Tennessee (QF)	76-62	W
		LSU (SF) [OT]	79-78	W
		Florida (F)	53-70	L
2006	Nashville	Ole Miss (1st)	71-57	W
		Alabama (QF)	68-61	W
		South Carolina (SF)	61-65	L
2007	Atlanta	Alabama (1st)	79-67	W
		Mississippi St.(QF)[OT]	82-84	L
2008	Atlanta	Georgia(QF)[OT]	60-56	L
2009	Tampa	Mississippi (1st)	71-58	W
		LSU (QF)	58-67	L
2010	Nashville	Alabama (QF)	73-67	W
		Tennessee (SF)	74-45	W
		Mississippi St. (F)	75-74 ^{OT}	W
2011	Atlanta	Ole Miss (QF)	75-66	W
		Alabama (SF)	72-58	W
		Florida (F)	70-54	W
2012	New Orleans	LSU (QF)	60-51	W
		Florida (SF)	74-71	W
		Vanderbilt (F)	71-64	L
2013	Nashville	Vanderbilt (QF)	64-48	L
2014	Atlanta	LSU (QF)	85-67	W
		Georgia (SF)	70-58	W
		Florida (F)	61-60	L

SEC TOURNAMENT RECORD

TEAM	YRS.	WON	LOST	PCT.	TITLES
KENTUCKY	57	133	25	.842	31
Alabama	59	66	52	.560	6
Tennessee	58	67	54	.554	4
Arkansas	27	26	26	.500	1
Florida	53	43	49	.467	4
Georgia	58	47	56	.456	2
LSU	59	47	58	.448	1
South Carolina	27	21	27	.438	0
Vanderbilt	57	39	55	.415	2
Missouri	5	3	5	.375	0
Ole Miss	56	31	54	.365	2
Mississippi State	58	31	55	.360	3
Auburn	56	30	55	.353	1
Texas A&M	6	3	6	.333	0

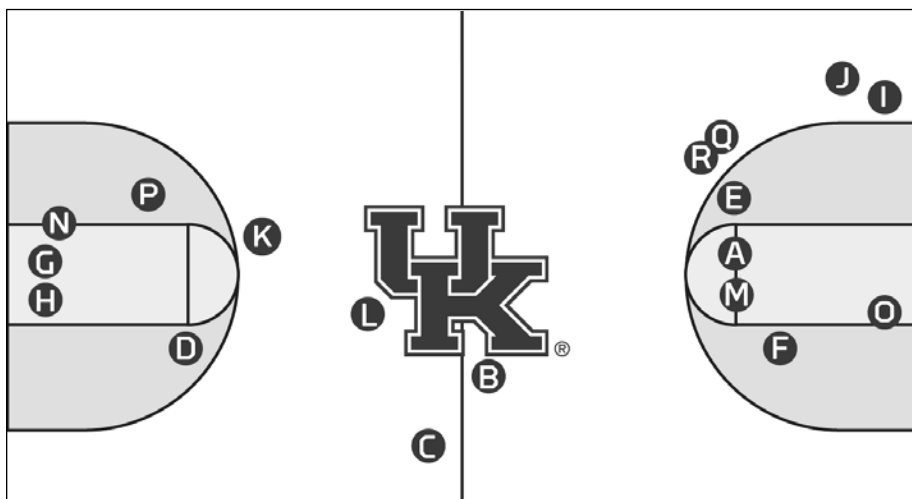
FORMER MEMBERS

Georgia Tech	19	14	18	.438	1
Tulane	16	12	16	.429	0
Sewanee	2	0	2	.000	0

YEAR	LOCATION	OPPONENT	SCORE	W/L
2015	Nashville	Florida (QF)	64-49	W
		Auburn (SF)	91-67	W
		Arkansas (F)	78-63	W
2016	Nashville	Alabama (QF)	85-59	W
		Georgia (SF)	93-80	W
		Texas A&M (F)	82-77 ^{OT}	W
2017	Nashville	Georgia (QF)	71-60	W
		Alabama (SF)	79-74	W
		Arkansas (F)	82-65	W
2018	St. Louis	Georgia (QF)	62-49	W
		Alabama (SF)	86-63	W
		Tennessee (F)	77-72	W

* As part of sanctions imposed upon the UK basketball program in 1989, the NCAA ordered Kentucky to erase from the record three NCAA tournament games from the 1987-88 season. The presidents of the Southeastern Conference institutions voted to strip Kentucky of the 1987-88 SEC regular season and SEC Tournament championships. Kentucky was not forced to forfeit any of those regular season or tournament games.

BIGGEST SHOTS



A. Ralph Beard

March 20, 1946, vs. Rhode Island

This free throw with 43 seconds left gave Adolph Rupp his first national title, 46-45.

B. Ralph Beard

Feb. 14, 1948, vs. Tennessee

The buzzer-beater is still one of the longest shots (52.5 feet) in UK history.

C. Vernon Hatton

Dec. 7, 1957, vs. Temple

Hatton's 47-foot bomb from midcourt tied the game at the end of the first overtime.

D. Terry Mobley

Dec. 31, 1963, vs. Duke

Mobley's shot, with seven seconds left, propelled UK past No. 1 Duke, 81-79.

E. Kyle Macy

Feb. 24, 1980, vs. LSU

Macy's jumper gave the Cats the 1980 SEC crown, 76-74 in overtime.

F. Kenny Walker

March 10, 1984, vs. Auburn

The sophomore's 15-footer at the buzzer defeated Charles Barkley's squad for the SEC tourney title.

G. Cedric Jenkins

Dec. 12, 1987, vs. Louisville

Jenkins' tip-in gave UK a 76-75 win against its arch rival.

H. Jeff Brassow

Dec. 23, 1993, vs. Arizona

Brassow tipped in a Rodrick Rhodes' miss as UK won the Maui Invitational, 93-92.

I. Walter McCarty

Feb. 15, 1994, vs. LSU

McCarty's 3-pointer capped a 31-point comeback against the Tigers.

J. Tony Delk

April 1, 1996, vs. Syracuse

His 3-pointer was part of a four-point play that lifted UK to its sixth NCAA title.

K. Scott Padgett

March 22, 1998, vs. Duke

The 3-pointer broke an 81-81 tie with 39.4 seconds left and capped a 17-point comeback.

L. Tayshaun Prince

Dec. 8, 2001, vs. North Carolina

This nearly 30-foot 3-point field goal from just inside the mid-court logo capped five consecutive 3-pointers by Prince to open the game.

**M. Patrick Sparks**

Dec. 18, 2004, at Louisville

Sparks' three free throws with no time remaining helped UK overcome a 16-point halftime deficit for a 60-58 win.

N. DeMarcus Cousins

March 14, 2010, vs. Mississippi State

Cousins' tip-in at the buzzer sent the game in overtime en route to UK's 26th SEC tourney title.

O. Brandon Knight

March 17, 2011, vs. Princeton

Knight's driving layup with two seconds remaining lifts UK to a 59-57 win in its NCAA tourney opener.

P. Brandon Knight

March 25, 2011, vs. Ohio State

Knight knocked down a jumper with five seconds remaining to beat No. 1 and top-seeded Ohio State 62-60 to advance to the Elite Eight.

Q. Aaron Harrison

March 30, 2014, vs. Michigan

Harrison hit a 3-pointer with less than four seconds remaining to beat No. 7 Michigan, 75-72, and advance to the Final Four.

R. Aaron Harrison

April 5, 2014, vs. Wisconsin

Harrison's heroics yet again lifted UK to the national championship game with a win over Wisconsin with a 3-pointer from nearly the identical spot as the one he hit against Michigan.



BIGGEST GAMES

Kentucky 20, Georgia 19

March 1, 1921

ATLANTA — Bill King's free throw with no time left on the clock lifted the Wildcats to the SIAA Championship, the first college basketball tournament ever played.

Georgia	8	11	—	19
Kentucky	17	13	—	20

Kentucky 28, Cincinnati 23

Dec. 13, 1924

LEXINGTON, Ky. — James McFarland scored 10 points and the Wildcats defeated the Bearcats in the first game played at Alumni Gym.

Cincinnati	9	14	—	23
Kentucky	13	15	—	28

Kentucky 67, Georgetown C. 19

Dec. 18, 1930

LEXINGTON, Ky. — The Wildcats pounded the Tigers in Adolph Rupp's debut as coach at Kentucky.

G'town Coll.	9	10	—	19
Kentucky	38	29	—	67

Kentucky 35, Marquette 33

Feb. 14, 1938

LEXINGTON, Ky. — Joe Hagan's 48-foot shot with 12 seconds left lifted the Wildcats over the Warriors. After the game, Gov. Chandler pounded a nail into the floor to mark the spot.

Marquette	18	15	—	33
Kentucky	18	17	—	35

Kentucky 60, Notre Dame 55

Jan. 23, 1943

LEXINGTON, Ky. — Marvin Akers and Melvin Ticco combined for 33 points as the Wildcats beat the Fighting Irish for the first time in school history.

Notre Dame	33	22	—	55
Kentucky	27	33	—	60

Kentucky 46, Rhode Island 45

March 20, 1946

NEW YORK — Ralph Beard's free throw with 40 seconds left lifted the Wildcats to their first national title in the NIT.

Kentucky	26	20	—	46
Rhode Island	27	18	—	45

Utah 49, Kentucky 45

March 24, 1947

NEW YORK — Wat Misaka, a 5-8 center, held high-scoring Ralph Beard to two points and the Utes won the NIT championship.

Kentucky	21	24	—	45
Utah	27	22	—	49

Kentucky 73, W. Texas St. 43

Dec. 1, 1950

LEXINGTON, Ky. — The Wildcats made the first game played in Memorial Coliseum a memorable one as they routed the Buffaloes.

W. Texas St.	24	19	—	43
Kentucky	47	26	—	73

Georgia Tech 59, Kentucky 58

Jan. 8, 1955

LEXINGTON, Ky. — Joe Helms' 12-foot jump shot with 12 seconds left ended the Wildcats' 129-game home winning streak.

Ga. Tech	26	33	—	59
Kentucky	23	35	—	58

Kentucky 85, Temple 83 (3 OT)

Dec. 7, 1957

LEXINGTON, Ky. — The longest game in UK history proved fruitful for the Wildcats as Vernon Hatton scored UK's final six points to edge the Owls.

Temple	35	30	6	4	8	—	83
Kentucky	34	31	6	4	10	—	85

Kentucky 61, Temple 60

March 21, 1958

LOUISVILLE, Ky. — Vernon Hatton's layup with 17 seconds remaining pushed the Wildcats past the Owls and into the NCAA championship game.

Temple	33	27	—	60
Kentucky	33	28	—	61

Texas Western 72, Kentucky 65

March 19, 1966

COLLEGE PARK, Md. — Bobby Joe Hill scored 20 points and Texas Western upset the top-ranked Wildcats to win the NCAA title.

Kentucky	28	37	—	65
Texas Western	31	41	—	72

Kentucky 69, Tennessee 66

Jan. 18, 1969

KNOXVILLE, Tenn. — On the road against its longtime rival, Kentucky became the first team in college basketball history to win 1,000 games.

Tennessee	36	30	—	66
Kentucky	35	34	—	69

Kentucky 109, LSU 96

Jan. 24, 1970

LEXINGTON, Ky. — "Pistol" Pete Maravich poured in 64 points against the Wildcats, but Dan Issel answered with 51 as the Wildcats topped 100 points en route to victory. At the time, it was the most points ever scored (115) by opposing players in the same game.

Kentucky	56	53	—	109
LSU	48	48	—	96

Kentucky 90, Vanderbilt 86

Feb. 28, 1970

LEXINGTON, Ky. — Dan Issel became the first UK player to score 2,000 career points as the Wildcats avenged their only loss of the season.

Vanderbilt	33	53	—	86
Kentucky	46	44	—	90

Florida State 73, Kentucky 54

March 18, 1972

DAYTON, Ohio — The Seminoles won the Mideast Region title by routing the Wildcats in Adolph Rupp's final game as coach.

Kentucky	28	26	—	54
Florida State	34	39	—	73

Kentucky 92, Indiana 90

March 22, 1975

DAYTON, Ohio — The Wildcats captured the Mideast Region title by handing the Hoosiers their first loss in 34 games.

Kentucky	44	48	—	92
Indiana	44	46	—	90

**UCLA 92, Kentucky 85****March 31, 1975**

SAN DIEGO — Coach John Wooden closed out his coaching career by leading the Bruins to their 10th NCAA title in 12 years.

Kentucky	40	45	—	85
UCLA	43	49	—	92

Kentucky 94, Miss. St. 93 (OT)**March 8, 1976**

LEXINGTON, Ky. — Jack Givens keyed a late rally as the Wildcats outlasted the Bulldogs in the last game played at Memorial Coliseum.

Miss. State	50	35	8	—	93
Kentucky	42	43	9	—	94

Kentucky 72, Wisconsin 64**Nov. 27, 1976**

LEXINGTON, Ky. — With Adolph Rupp looking on from the stands, the Wildcats dumped the Badgers in the first game played at Rupp Arena.

Wisconsin	24	40	—	64
Kentucky	34	38	—	72

Kentucky 94, Duke 88**March 27, 1978**

ST. LOUIS — Jack Givens scored 41 points as the Wildcats captured their fifth NCAA title.

Kentucky	45	49	—	94
Duke	38	50	—	88

Kentucky 67, Kansas 66 (OT)**Dec. 9, 1978**

LEXINGTON, Ky. — After forcing overtime, the Cats were down 66-60 with 31 seconds to go. Dwight Anderson scored back-to-back baskets then stole the inbounds pass and fed Kyle Macy for the tying jumper. Macy completed the comeback by adding a technical free throw when Kansas called a timeout it didn't have.

Kansas	35	21	10	—	66
Kentucky	28	28	11	—	67

Louisville 80, Kentucky 68 (OT)**March 26, 1983**

KNOXVILLE, Tenn. — The first meeting between the two teams in more than 24 years proved memorable as the Cardinals outscored the Wildcats 18-6 in overtime to advance to the Final Four.

Kentucky	37	25	6	—	68
Louisville	30	32	18	—	80

Kentucky 65, Louisville 44**Nov. 26, 1983**

LEXINGTON, Ky. — In the first regular-season meeting in 61 years between the two in-state rivals, the Wildcats employed a swarming defense and balanced offense to roll to victory.

Louisville	20	24	—	44
Kentucky	35	30	—	65

Kentucky 72, Louisville 67**March 22, 1984**

LEXINGTON, Ky. — Winston Bennett's three-point play with 13 seconds left pushed the Wildcats into the Midwest Regional final.

Louisville	36	31	—	67
Kentucky	32	40	—	72

Georgetown 53, Kentucky 40**March 31, 1984**

SEATTLE — The Hoyas outscored the Wildcats 23-2 at the start of the second half on their way to the NCAA title game. UK sank only three of 33 field goal attempts in the second half.

Georgetown	22	31	—	53
Kentucky	29	11	—	40

Kentucky 64, UNLV 61**March 16, 1985**

SALT LAKE CITY — Kenny Walker scored 23 points and provided a key block in the final minutes as the Wildcats advanced to the West Regional final.

Kentucky	30	34	—	64
UNLV	30	31	—	61

St. John's 86, Kentucky 70**March 22, 1985**

DENVER — Having announced he would retire following the game, Coach Joe B. Hall watched as the Redmen ended the Wildcats' Final Four hopes.

Kentucky	38	32	—	70
St. John's	39	47	—	86

Kentucky 75, Oklahoma 74**March 1, 1987**

LEXINGTON, Ky. — Richard Madison's basket with eight seconds left enabled the Wildcats to upset the No. 12 Sooners.

Oklahoma	34	40	—	74
Kentucky	35	40	—	75

Kentucky 76, Ohio 73**Nov. 28, 1989**

LEXINGTON, Ky. — The long-awaited debut of Coach Rick Pitino and the Wildcats was worth waiting for as Reggie Hanson scored 24 points and UK held off the Bobcats.

Ohio	30	43	—	73
Kentucky	44	32	—	76

Kentucky 100, LSU 95**Feb. 15, 1990**

LEXINGTON, Ky. — Described by many as one of the most exciting games ever played at Rupp Arena, the Wildcats burst out to an early lead and then held off Chris Jackson and the Tigers.

LSU	36	59	—	95
Kentucky	48	52	—	100

Kentucky 90, Florida 74**Feb. 23, 1991**

LEXINGTON, Ky. — Kentucky beat the Gators to become one of two schools (along with North Carolina) to win 1,500 basketball games.

Kentucky	37	53	—	90
Florida	29	45	—	74

Kentucky 114, Auburn 93
March 2, 1991

LEXINGTON, Ky. — Before the then-largest crowd in Rupp Arena history, the Wildcats closed out the 1990-91 season with a 22-6 overall record. Although UK was ineligible for the SEC title because of probation, the Wildcats secured the best record in the league (14-4) with the win over Auburn. A ceremony and parade followed.

Auburn	43	50	—	93
Kentucky	65	49	—	114

Kentucky 80, Alabama 54
March 15, 1992

BIRMINGHAM, Ala. — Kentucky roared back from a 32-29 halftime deficit to crush Alabama, 80-54, and take the SEC Tournament championship after being banned from the event for two years.

Kentucky	29	51	—	80
Alabama	32	22	—	54

Duke 104, Kentucky 103 (OT)
March 28, 1992

PHILADELPHIA — In what many called the “greatest NCAA Tournament game ever played,” Kentucky took top-ranked defending champion Duke to overtime before a desperation shot by Christian Laettner sent the Blue Devils to the Final Four.

Kentucky	45	48	10	—	103
Duke	50	43	11	—	104

Kentucky 106, Florida St. 81
March 27, 1993

CHARLOTTE, N.C. — Kentucky beat Florida State to advance to the NCAA Final Four in New Orleans. The victory completed a string of four games in which the Wildcats blitzed their Southeast Region opponents by an average of 31.0 points — the largest margin of victory by a team through four games en route to the Final Four.

Florida St.	46	35	—	81
Kentucky	54	52	—	106

Michigan 81, Kentucky 78 (OT)
April 3, 1993

NEW ORLEANS — Kentucky faced Michigan in the NCAA semifinals, marking UK’s 10th Final Four appearance. An 81-78 overtime loss to the Wolverines ended the Cats’ season at 30-4 and marked All-American Jamal Mashburn’s last game in UK blue.

Kentucky	35	36	7	—	78
Michigan	40	31	10	—	81

Kentucky 99, LSU 95
Feb. 15, 1994

BATON ROUGE, La. — Trailing by 31 points with 15:34 remaining in the game, the Wildcats went on a tear. They hit 11 3-pointers and outscored the Tigers 62-27 during the final 15:34. UK’s 99-95 win marked the greatest comeback in school history.

Kentucky	32	67	—	99
LSU	48	47	—	95

Kentucky 73, Florida 60
March 13, 1994

MEMPHIS, Tenn. — Kentucky faced Florida for the second time in 11 days, and for the second time, the Wildcats beat the Gators. The triumph in Memphis gave UK its third consecutive SEC Tournament title and improved the Pitino-era SEC Tourney mark to a perfect 9-0.

Kentucky	33	40	—	73
Florida	27	33	—	60

Kentucky 95, Arkansas 93 (OT)
March 12, 1995

ATLANTA— Kentucky repeatedly clawed its way back in the SEC Tournament final — finding itself trailing by 19 in the first half, 12 points with nine minutes left in the second half and nine points with 1:33 remaining in overtime.

Kentucky	44	36	15	—	95
Arkansas	50	30	13	—	93

Kentucky 81, Massachusetts 74
March 30, 1996

EAST RUTHERFORD, N.J. — In a rematch from an early season loss, the Wildcats fought off a late rally in the national semifinals to advance to the championship game for the first time in 18 years.

Kentucky	36	45	—	81
UMass	28	46	—	74

Kentucky 76, Syracuse 67
April 1, 1996

EAST RUTHERFORD, N.J. — Behind an NCAA title game record-tying seven 3-pointers from Tony Delk, UK won its sixth national title.

Kentucky	42	34	—	76
Syracuse	33	34	—	67

Arizona 84, Kentucky 79 (OT)
March 31, 1997

INDIANAPOLIS — Trying to become the second team in 24 years to repeat as national champion, Ron Mercer and Anthony Epps nailed 3-pointers inside the last minute to force overtime. But with four Wildcats fouling out, Arizona outscored UK in the extra period in Rick Pitino’s final game as coach at Kentucky.

Arizona	33	41	10	—	84
Kentucky	32	42	5	—	79

Kentucky 86, Duke 84
March 22, 1998

ST. PETERSBURG, Fla. — The Wildcats fell behind by 18 points in the first half and by 17 points with 9:38 remaining in the game before avenging a 1992 loss to the Blue Devils. Cameron Mills’ 3-pointer with 2:15 left gave UK its first lead, 80-79, before Scott Padgett’s trey with 39.4 seconds remaining broke an 81-81 tie as Kentucky advanced to the Final Four for the third consecutive year.

Kentucky	39	47	—	86
Duke	49	35	—	84



Kentucky 86, Stanford 85 (OT)

March 28, 1998

SAN ANTONIO — Kentucky rallied from a 10-point second-half deficit, then grabbed a five-point overtime lead, before fending off the Cardinal to advance to the title game for the third straight season. Jeff Sheppard canned three long-range 3-pointers — two in the final three minutes and one in overtime — en route to a career-high 27 points.

Stanford	37	36	12	—	85
Kentucky	32	41	13	—	86

Kentucky 78, Utah 69

March 30, 1998

SAN ANTONIO — After being out-rebounded 24-6 in the first half and trailing 41-31 at the break, the “Comeback Cats” charged from behind to win the school’s seventh national title, its second in three years. It was the largest halftime deficit overcome in a title game.

Utah	41	28	—	69
Kentucky	31	47	—	78

Kentucky 82, Louisville 62

Dec. 29, 2001

LEXINGTON, Ky. — Rick Pitino returned to Rupp Arena for the first time as coach of archrival Louisville but watched as Tayshaun Prince scored a game-high 18 points as UK won by 20. UK dedicated the new playing floor as “Cawood’s Court” before chants of “Tub-by, Tub-by” filled the arena throughout the game.

Kentucky	36	46	—	82
Louisville	32	30	—	62

Kentucky 70, Florida 55

Feb. 4, 2003

LEXINGTON, Ky. — Florida came to Lexington sporting a No. 1 ranking for the first time in school history, but the Gators were quickly stifled by UK’s defense. The Wildcats were able to jump out to a 23-point lead at halftime, which grew to as much as 29 points during the final half as a Rupp Arena-record crowd of 24,459 watched UK earn the 70-55 victory.

Kentucky	45	23	—	70
Florida	22	33	—	55

Kentucky 79, Michigan St. 74

Dec. 13, 2003

DETROIT — A basketball world-record crowd of 78,129 watched No. 8 Kentucky beat No. 21 Michigan State at Ford Field. Unlike basketball games at domes that have attracted 40,000-plus fans, the court was not tucked into an end zone, but instead placed on the 50-yard line in the Detroit Lions’ home stadium — a true site to see.

Kentucky	49	30	—	79
Michigan St.	43	31	—	74

Kentucky 90, Tennessee 72

Jan. 13, 2009

KNOXVILLE, Tenn. — Jodie Meeks had a night to remember when he broke the UK single-game scoring record scoring 54 points in leading the Wildcats to victory. Meeks finished the night 15 of 22 from the field (10 of 15 from 3-point range) and 14 for 14 from the free-throw line.

Kentucky	41	49	—	90
Tennessee	37	35	—	72

Kentucky 75, Morehead St. 59

Nov. 13, 2009

LEXINGTON, Ky. — The Wildcats kicked off the John Calipari era in emphatic style with a 16-point win over the Eagles. Leading a highly-touted recruiting class, freshman Eric Bledsoe scored 24 points while starting in place of John Wall.

Morehead State	25	34	—	59
Kentucky	33	42	—	75

Kentucky 88, Drexel 44

Dec. 21, 2009

LEXINGTON, Ky. — Kentucky became the first program in college basketball history to reach the 2,000-win plateau. The Wildcats defeated Drexel 88-44 to achieve the milestone.

Drexel	20	24	—	44
Kentucky	56	32	—	88

Kentucky 62, Ohio State 60

March 25, 2011

NEWARK, N.J. — Kentucky knocked off No. 1 overall seed Ohio State in the Sweet 16. Brandon Knight’s jumper with five seconds remaining led the fourth-seeded Wildcats over the top-seeded Buckeyes.

Kentucky	30	32	—	62
Ohio State	30	30	—	60

Kentucky 76, North Carolina 69

March 27, 2011

NEWARK, N.J. — Kentucky’s Elite Eight victory over North Carolina sent the Wildcats to their first Final Four in 13 years. Brandon Knight led UK with 22 points as the Cats advanced to the Final Four on a 10-game win streak.

Kentucky	38	38	—	76
North Carolina	30	39	—	69

Kentucky 69, Louisville 61

March 31, 2012

NEW ORLEANS — Kentucky and Louisville met in the Final Four for the first time in history. Behind an 18-point, 14-rebound, five-block effort from Anthony Davis, the Wildcats defeated the Cardinals for the second time in the season.

Louisville	28	33	—	61
Kentucky	35	34	—	69

Kentucky 67, Kansas 59

April 2, 2012

NEW ORLEANS — Kentucky claimed the eighth national title in program history with its second defeat of Kansas in the season. Doron Lamb led all scorers with 22 points, while Anthony Davis pulled down 16 rebounds, blocked six shots and dished out five assists.

Kansas	27	32	—	59
Kentucky	41	26	—	67

Kentucky 78, Wichita State 76

March 23, 2014

ST. LOUIS — Kentucky came back from a double-digit deficit to knock off No. 1 seed and undefeated Wichita State in one of the greatest games ever played to advance to the Sweet 16.

Kentucky	31	47	—	78
Wichita St.	37	39	—	76

Kentucky 75, Michigan 72
March 30, 2014

INDIANAPOLIS — Freshman Aaron Harrison knocked down a 3-pointer with less than four seconds remaining to propel the Wildcats to their 16th Final Four in school history.

Kentucky	37	38	—	75
Michigan	37	35	—	72

Kentucky 74, Wisconsin 73
April 5, 2014

ARLINGTON, Texas — Freshman Aaron Harrison provided heroics once again by knocking down a 3-pointer from nearly the identical spot as his previous game winner with less than 10 seconds remaining to lift UK to the national championship game with five freshman starters. Kentucky won its fifth straight game by five points or less.

Kentucky	36	38	—	74
Wisconsin	40	33	—	73

Kentucky 67, Florida 50
March 7, 2015

LEXINGTON, Ky. — Already off to the best start in school and SEC history, the Wildcats put an exclamation point on a historic regular season with a perfect 31-0 record. The Wildcats became the first team from a power five conference to go undefeated in the regular season since Indiana did so in 1976. UK also marched through the SEC with an undefeated mark for the 15th time in school history and set a Rupp Arena record with 19 wins.

Florida	27	23	—	50
Kentucky	30	37	—	67

Kentucky 68, Notre Dame 66
March 28, 2015

CLEVELAND — Calling on their late-game heroics of a season ago, the Wildcats held off a hungry Notre Dame squad thanks to Karl-Anthony Towns' dominating post play, Andrew Harrison's late-game free throws and Willie Cauley-Stein's last-second defense. With the win, UK advanced to its fourth Final Four in the last five seasons while becoming the first team in the history of college basketball to start a season 38-0.

Notre Dame	31	35	—	66
Kentucky	31	37	—	68

Wisconsin 71, Kentucky 64
April 4, 2015

INDIANAPOLIS — Seeking revenge from the 2014 Final Four loss to the Wildcats, Wisconsin ended Kentucky's pursuit of perfection when UK shockingly let a late four-point lead slip away. The Wildcats twice rallied from deficits of eight points or more but ultimately came up short, ending the season 38-1, one game short of the national championship.

Wisconsin	36	35	—	71
Kentucky	36	28	—	64



UNPARALLELED TRADITION

FEB. 18, 1903

State College (Kentucky) records its first win, an 11-10 decision over Lexington YMCA. The Wildcats finish the first season with a 1-2 record.

FEB. 18, 1909

With a 28-23 win over Cincinnati, Kentucky clinches its first winning season in school history. Following a "Senior Day" loss to Central University, the Wildcats end the year with a 5-4 record.

JANUARY 1910

E. R. Sweetland signs a three-year pact as State's director of athletics and its first basketball coach.

MARCH 1, 1912

Kentucky defeats Georgetown College, 19-18, to complete the season with a perfect 9-0 record and earn its first title as Southern champions.

MARCH 1, 1921

Kentucky upsets Tulane, Mercer, Mississippi A&M and Georgia to win the first Southern Intercollegiate Athletic Association basketball championship. Hundreds of Wildcats fans await "play-by-play" via telegraph and greet the team's train with a celebration and parade in downtown Lexington. It is believed to be the first college basketball tournament ever played.

SPRING 1921

Basil Hayden becomes UK's first All-America basketball player.

JAN. 26, 1921

The Wildcats beat Cincinnati, 26-19, for their 100th victory in program history.

DEC. 13, 1924

The Wildcats defeat Cincinnati in their first game in the new 2,800-seat, \$100,000 Alumni Gymnasium.

MARCH 21, 1930

A Freeport, Illinois, high school coach named Adolph Rupp is named head basketball coach at the University of Kentucky.

DEC. 18, 1930

UK defeats Georgetown College, 67-19, for the first of Adolph Rupp's 876 victories.

FEB. 28, 1933

UK wins the first Southeastern Conference Tournament championship by defeating Mississippi State, 46-27, in Atlanta.

FEB. 17, 1934

UK establishes a national record with its 23rd consecutive win (47-27 over Vanderbilt). Near riot erupts as fans vie for seats in Alumni Gym.

FEB. 14, 1938

Joe Hagan's 48-foot shot with 12 seconds left lifts the Wildcats over Marquette, 35-33. After the game, Gov. A. B. "Happy" Chandler pounds a nail into the floor to mark the spot where the shot was taken.

MARCH 20, 1942

After winning its sixth SEC championship, UK wins its first NCAA Tournament game, 46-44, over Illinois.

MARCH 20, 1946

UK wins Rupp's first national title with a 46-45 victory over Rhode Island.

MARCH 24, 1947

Before a Madison Square Garden record crowd of 18,493, Wat Misaka holds Ralph Beard to two points and Utah ends the Wildcats' bid for back-to-back NIT championships.

MARCH 23, 1948

Adolph Rupp's "Fabulous Five" wins UK's first NCAA championship, 58-42, over Baylor. The team is met in Lexington by 15,000 fans and given a parade on a fire truck.

AUG. 13, 1948

The U.S. Olympic basketball team, featuring Kentucky's "Fabulous Five," wins the gold medal by defeating France, 64-21, at Wembley Stadium in London.

MARCH 8, 1949

Kentucky ends the year ranked No. 1 in the first season of the Associated Press basketball poll.

MARCH 26, 1949

UK wins its second consecutive NCAA championship, defeating Oklahoma A&M, 46-36, in Seattle.

DEC. 1, 1950

UK plays its first game in the new, \$3.9 million, 11,500-seat Memorial Coliseum. Skeptics label the building a "white elephant."

MARCH 27, 1951

UK wins its third NCAA title, defeating Kansas State, 68-58, in the finals in Minneapolis.

1952-53

UK's season is suspended by the NCAA.

DEC. 5, 1953

Cawood Ledford broadcasts his first game as the radio "Voice of the Wildcats."

MARCH 9, 1954

Kentucky beats LSU, 63-56, in an SEC playoff game to cap a perfect 25-0 season and finish with the nation's No. 1 ranking.

JAN. 8, 1955

Fans are stunned as Georgia Tech defeats UK, 59-58, in Memorial Coliseum, ending a 129-game home winning streak that still stands as a national record.

DEC. 7, 1957

What was then referred to as "the longest game in UK history" proves fruitful for the Wildcats as they defeat Temple 85-83 in three overtimes. Vernon Hatton scores UK's final six points, including a half-court shot, to edge the Owls

MARCH 21, 1958

In the Wildcats' first game in Freedom Hall, Vernon Hatton's layup with 17 seconds left pushes the Wildcats past Temple, 61-60, and into the NCAA championship game.

MARCH 22, 1958

UK wins its fourth NCAA title by defeating Seattle, 84-72, in Louisville, Kentucky The "Fiddlin' Five" is led by Vernon Hatton's 30 points. The win gives Rupp his most coveted title, the one he vowed to win after the NCAA had suspended UK's 1953 season.

MARCH 19, 1966

In one of the biggest upsets in NCAA Tournament history, top-ranked UK, featuring "Rupp's Runts," loses in the NCAA championship game, 72-65, to Texas Western.

JAN. 27, 1968

At the time, it was believed that Adolph Rupp became college basketball's all-time winningest coach when the Wildcats overcome a record-setting 52-point performance by LSU's Pete Maravich to defeat the Tigers, 121-95. Years later, it is discovered that he had achieved that feat on Feb. 18, 1967, with a 103-74 win over Mississippi State.

JAN. 18, 1969

On the road against its longtime rival, UK becomes the first team in college basketball history to win 1,000 games, defeating Tennessee, 69-66.

JUNE 9, 1969

Tom Payne, a 7-foot All-American from Louisville, Kentucky, becomes the first black player to sign with the University of Kentucky.

FEB. 28, 1970

Dan Issel becomes UK's first player to score 2,000 career points as UK defeats Vanderbilt, 90-86.

MARCH 14, 1970

Dan Issel scores his 2,138th point, etching his name into the record books as UK's all-time leading scorer. The top-ranked Wildcats are upset by Jacksonville, 106-100, in the NCAA Tournament.

MARCH 18, 1972

Adolph Rupp coaches his last game at UK, a 73-54 loss to Florida State in the NCAA Tournament.

DEC. 2, 1972

Joe B. Hall coaches his first game as head coach at UK, a 75-66 win at Michigan State. UK goes on to win the SEC championship and finish 22-8 during Hall's inaugural season.

MARCH 22, 1975

UK upsets undefeated Indiana in the Midwest Regional semifinals to earn a trip to the Final Four. Before the title game with UCLA, legendary coach John Wooden announces his retirement. The Bruins go on to defeat UK, 92-85, on March 31.

MARCH 8, 1976

Jack Givens keys a late rally as UK outlasts Mississippi State, 94-93, in overtime, in the last game played at Memorial Coliseum.

Nov. 27, 1976

UK defeats Wisconsin, 72-64, in the new 23,000-seat, \$53 million Rupp Arena. Rick Robey scores the first field goal in Rupp with 19:30 left to play in the first half.

DEC. 10, 1977

As top-ranked UK is defeating Kansas on "Adolph Rupp Night" in Allen Field House on Naismith Drive in Lawrence, Kansas, Rupp dies. Thousands participate in the funeral procession in Lexington.

MARCH 27, 1978

Jack "Goose" Givens scores 41 points as UK wins its fifth NCAA championship, 94-88, over Duke in St. Louis. More than 10,000 fans greet the team at Blue Grass Airport and 15,000 more celebrate at Memorial Coliseum.

MARCH 26, 1983

In the first meeting between the schools in 24 years, Louisville defeats UK 80-68 in overtime to earn a trip to the Final Four.

MARCH 31, 1984

Georgetown outscores UK 23-2 at the start of the second half to defeat the Wildcats, 53-40, in the NCAA semifinal game in Seattle.



MARCH 22, 1985

Joe B. Hall announces his retirement after UK loses to St. John's, 86-70, in the NCAA West Regional in Denver.

Nov. 22, 1985

Eddie Sutton coaches his first game at Kentucky, a 77-58 win over Northwestern (Louisiana) State.

MARCH 10, 1989

Kentucky finishes the year with a 13-19 record, its first losing mark in 61 seasons.

MARCH 19, 1989

In the wake of an NCAA investigation, Eddie Sutton resigns as UK basketball coach.

MAY 19, 1989

The NCAA places Kentucky's basketball program on probation.

JUNE 2, 1989

Rick Pitino is named head basketball coach at Kentucky.

JUNE 13, 1990

Rick Pitino makes history by naming Bernadette Locke, a former assistant for the Georgia Lady Bulldogs basketball team, to his coaching staff at Kentucky.

MARCH 2, 1991

Before a crowd of 24,310 at Rupp Arena, Kentucky defeats Auburn, 114-93, to claim the best record in the SEC and end its two-year probation.

MARCH 15, 1992

Eligible for postseason play for the first time in three years, Kentucky dominates Alabama, 80-54, to take its 16th SEC Tournament championship.

MARCH 28, 1992

In what many call the "best NCAA Tournament game ever," Kentucky takes defending NCAA champion Duke into overtime before losing 104-103 in the East Regional finals in Philadelphia. A last-second shot by Christian Laettner sends Duke to the Final Four and breaks the hearts of Wildcat fans everywhere. It is Cawood Ledford's last game as the "Voice of the Wildcats."

APRIL 3, 1993

Kentucky faces Michigan in the NCAA semifinals, marking UK's 10th Final Four appearance. An 81-78 overtime loss to the Wolverines ends Kentucky's season at 30-4 and marks All-American Jamal Mashburn's last game in UK blue.

FEB. 15, 1994

Trailing by 31 points with 15:34 remaining in the game at LSU, the Wildcats pull off a "Mardi Gras" miracle. Connecting on 11 three-pointers and outscoring the Bayou Bengals 62-27 during the final 15:34, UK storms back to a 99-95 victory, the greatest comeback in UK history.

MARCH 2, 1996

With a 101-63 victory over Vanderbilt in Rupp Arena on Senior Day, UK becomes the first team in 40 years to finish with a perfect record in the SEC, a 16-0 sweep. It marks the Wildcats' 25th win in a row, tying the school record for consecutive wins in a season. Two games later, they set the new record at 27 games.

APRIL 1, 1996

After avenging an early-season loss to UMass with a win in the NCAA semifinals two days before, UK squashes a late Syracuse rally to win its sixth national title, 76-67.

MARCH 31, 1997

Despite losing its star, Derek Anderson, to a knee injury on Jan. 18, UK returns to defend its NCAA title in the national championship game, falling in overtime to Arizona, 84-79. It would be the final game with Rick Pitino as coach.

MAY 6, 1997

Rick Pitino announces his resignation at Kentucky to take the challenge of rebuilding one of the NBA's most storied franchises, the Boston Celtics.

MAY 12, 1997

UK's director of athletics, C.M. Newton, introduces Orlando "Tubby" Smith as head coach.

NOV. 20, 1997

It is the dawning of an era as new head coaches Tubby Smith and Morehead State's Kyle Macy tip off the season in Rupp Arena. Smith wins his first game at UK, 88-49, over the former UK All-American and his Eagles.

MARCH 22, 1998

In one of the most anticipated matchups of the NCAA Tournament, UK roars back from a 17-point deficit with 9:38 remaining to defeat Duke, 86-84. The victory buries the nightmare of UK-Duke '92 and advances the Wildcats to their third straight Final Four.

MARCH 30, 1998

The "Comeback Cats" rally from a 10-point halftime deficit to defeat Utah, 78-69, winning UK's second national title in three years, its seventh overall.

SEPT. 5, 2001

After a long illness, Cawood Ledford dies at his home in Harlan, Kentucky. A planned tribute at Rupp Arena is canceled following the "9/11" terrorists attacks.

MARCH 16, 2003

After running the table in regular-season SEC play, Kentucky defeats Mississippi State, 64-57, in the finals of the SEC Tournament to secure its 24th league tourney crown and complete a 19-0 season sweep of conference opponents. It marks the first time the feat had been accomplished in 51 seasons.

APRIL 6, 2007

Billy Gillispie is named Kentucky's new head basketball coach. He is introduced to a crowd of more than 4,000 fans at a pep rally announcing his hiring. Gillispie replaces Tubby Smith, who left after 10 seasons at the helm of Kentucky basketball to become the head coach at Minnesota.

MARCH 31, 2008

Longtime Kentucky basketball manager Bill Keightley passes away at the age of 81 in Cincinnati. Affectionately known as "Mr. Wildcat," he had been associated with the Wildcats' basketball program since 1962. Keightley, manned the "Bill Keightley Equipment Room" in Memorial Coliseum. A crowd of more than 3,000 pay their respects at a tribute to Mr. Keightley held in Rupp Arena. Former players, coaches and managers travel from across the country to eulogize him.

JAN. 13, 2009

In one of the most memorable individual moments in program history, Jodie Meeks rewrites the record books in a 90-72 win at Tennessee, pouring in 54 points on 15-of-22 shooting. Meeks' historic night breaks Dan Issel's 39-year school record for most points in a single game.

APRIL 1, 2009

The University of Kentucky names John Calipari the 22nd coach in UK basketball history. Calipari vows to make Kentucky a "players-first" program.

DEC. 21, 2009

Kentucky becomes the first program in college basketball history to reach the 2,000-win plateau. The Wildcats defeat Drexel, 88-44, to achieve the milestone.

MARCH 22, 2010

John Wall, who averages 16.6 points and 6.5 assists en route to leading UK to the Elite Eight, becomes the first player in UK's illustrious history to win one of the primary national player of the year awards when he's awarded the Adolph Rupp Trophy.

JUNE 24, 2010

Kentucky makes history again when the Wildcats send five players to the first round of the NBA Draft. John Wall becomes the first No. 1 pick in program history when he is selected by the Washington Wizards with the top overall pick. DeMarcus Cousins is selected fifth by the Sacramento Kings, Patrick Patterson goes 14th to the Houston Rockets, Eric Bledsoe is picked 18th by the Oklahoma City Thunder and Daniel Orton is selected 29th by the Orlando Magic.

APRIL 2, 2011

Kentucky makes its 14th Final Four appearance in school history. The Wildcats face Connecticut in the semifinal matchup, falling 55-56 to the eventual 2011 NCAA champion.

Nov. 11, 2011

Kentucky defeats Marist 108-58 in the season opener to secure the 34th consecutive win in Rupp Arena under John Calipari, setting a new record for consecutive wins in the building. Calipari would go on to win his first 54 games in Rupp Arena as UK's coach, the longest win streak in venue history.

MARCH 4, 2012

Kentucky closes out the 2011-12 season with a 74-59 win at Florida capping a perfect 16-0 run through the SEC. It marks the third time a UK team has gone 16-0 in league play and the first time since the 2003 squad turned the trick.

APRIL 2, 2012

The Wildcats bring home the school's eighth national championship after posting a 67-59 win over the Kansas Jayhawks. Doron Lamb leads all scorers on 7-of-12 shooting. National Player of the Year Anthony Davis tallies only six points, but he earns Final Four Most Outstanding honors after pulling down 16 rebounds.

JUNE 28, 2012

The Wildcats set an NBA Draft record with six players picked in the 2012 NBA Draft. Anthony Davis becomes the second UK player to be picked No. 1 overall.



APRIL 7, 2014

Kentucky sparks an exciting run to the national championship game with five freshman starters. UK, playing as an eight seed, knocks off four straight top-five seeds all by five points or less to become the first team to win five games in an NCAA Tournament by such a small margin. Freshman sharpshooter Aaron Harrison hits the game-winning 3-pointer in successive victories over Louisville, Michigan and Wisconsin in the final minute of play of each contest. UK eventually loses to UConn in the title game by a 60-54 score.

MARCH 7, 2015

Playing under a two-platoon system for most of the year, the Wildcats complete the regular season 31-0 with a victory over Florida, becoming the first team from a “power five” conference to go undefeated in the regular season since Indiana did it in 1976. UK completes the SEC season with an 18-0 record and goes on to win the SEC Tournament championship, its 28th title. The Wildcats eventually post a 38-0 record to reach the Final Four, the first team in college basketball history to record such a record, before losing to Wisconsin in the national semifinals.

JUNE 25, 2015

Continuing a record-setting recent run of draft picks, six more Wildcats are selected in the 2015 NBA Draft, tying UK’s own 2012 record mark. Karl-Anthony Towns becomes the third UK player in program history to go No. 1, and an NBA-record-tying four Wildcats are taken in the lottery.

MARCH 24, 2017

In a highly anticipated matchup with UCLA, which beat the Wildcats in the regular season in Rupp Arena, freshman point guard De’Aaron Fox scores an NCAA Tournament freshman record 39 points to propel UK to the Elite Eight.

JANUARY 27, 2018

Kentucky overcomes a 17-point second-half deficit to defeat No. 7 West Virginia on the road, 83-76. It was the largest deficit overcome of a top-10 opponent since trailing No. 3 Duke by 18 on March 22, 1998. It was also the third-largest halftime comeback in school history. Kevin Knox scores 34 points to lead the Cats who outscored the Mountaineers 50-28 in the second half.



RUPP ARENA RECORDS

TEAM RECORDS

CATEGORY	KENTUCKY	OPPONENT
Points in a Game	127 vs. LSU (3/4/1995)	116, UL Lafayette (12/23/1989)
Points in a Half	68 (2nd) vs. Eastern Kentucky (12/8/1993) 68 (2nd) vs. Tennessee State (12/30/2002)	67, (2nd) UL Lafayette (12/23/1989)
Margin of Victory	74 vs. Tennessee/Martin (11/26/1994)	35, LSU (1/18/1987)
Field Goals Made	49 vs. Kentucky State (12/15/2001)	41, UL Lafayette (12/23/1989)
Field Goals Attempted	103 vs. UL Lafayette (12/23/1989)	89, UL Lafayette (12/23/1989)
Field/Goal Percentage	.722 vs. Mississippi State (2/15/1986)	.650, Northwestern State (11/22/1985)
3/Pointers Made	20 vs. LSU (3/4/1995)	18, Sam Houston State (11/19/2009)
3/Pointers Attempted	53 vs. UL Lafayette (12/23/1989)	38, Sam Houston State (11/19/2009)
3/Point Goal Percentage	.692 vs. Drexel (12/21/2009)	.714, Austin Peay (11/29/1986) .714 Alabama (1/21/2012)
Free Throws Made	44 vs. Vanderbilt (1/19/1980)	41, Arkansas (1/25/1992)
Free Throws Attempted	56 vs. Mississippi State (2/28/1977)	49, Arkansas (1/25/1992)
Free/Throw Percentage	1.000 vs. Austin Peay (12/19/2009) 1.000 vs. Florida (2/7/2012)	1.000, East Tennessee State (12/21/1984) 1.000, Hartford (12/29/2009) 1.000, Boise State (12/10/2013)
Rebounds	62 vs. Bowling Green (12/17/1976) 62 vs. Morehead State (12/16/1995)	62, UL Lafayette (12/23/1989)
Assists	33 vs. Kentucky State (12/15/2001)	25, Georgia (2/24/1985)
Turnovers	29 vs. Eastern Kentucky (12/5/2000)	42, Tennessee/Martin (11/26/1994)
Blocked Shots	18 vs. St. John's (12/1/2011)	19, Villanova (12/4/1982)
Steals	23 vs. Mississippi State (2/3/1991) 23 vs. Tennessee/Martin (11/26/1994)	19, Villanova (12/4/1982)
Personal Fouls	35 vs. Auburn (2/4/1981)	36, LSU (1/25/1982)

INDIVIDUAL RECORDS

CATEGORY	KENTUCKY	OPPONENT
Points	40, Derrick Miller vs. Vanderbilt (2/7/1990)	45, David Robinson, Navy (1/25/1987)
Field Goals Made	15, Patrick Patterson vs. Tennessee State (12/22/2008) 15, Derrick Miller vs. Vanderbilt (2/7/1990)	17, Freeman Williams, Portland State (1/16/1977)
Field Goals Attempted	28, Derrick Miller vs. Vanderbilt (2/7/1990)	40, Freeman Williams, Portland State (1/16/1977)
3-Pointers Made	9, Tony Delk vs. TCU (1/20/1996)	11, Corey Allmond, Sam Houston State (11/19/2009)
3-Pointers Attempted	18, Derrick Miller vs. Tennessee Tech (12/6/1989)	17, Chris Jackson, LSU (2/15/1990) 17, Vincent Yarbrough, Tennessee (2/19/2002)
Free Throws Made	18, Dwight Anderson vs. Mississippi State (2/12/1979)	16, Dan Cross, Florida (2/18/1995)
Free Throws Attempted	23, Dwight Anderson vs. Mississippi State (2/12/1979)	18, Ronnie Williams, Florida (1/17/1983)
Rebounds	20, Chris Mills vs. Miami (Ohio) (12/17/1988) 20, Jared Prickett vs. Arkansas (2/9/1994)	19, Bernard King, Tennessee (1/12/1977)
Assists	16, John Wall vs. Hartford (12/29/2009)	11, Spud Webb, N.C. State (1/5/1985)
Blocked Shots	9, Willie Cauley/Stein vs. Boise State (12/10/2013) 9, Sam Bowie vs. Vanderbilt (2/21/1981) 9, Andre Riddick vs. LSU(3/14/1993)	10, David Robinson, Navy (1/25/1987)
Steals	8, Rajon Rondo vs. Mississippi State (2/19/2005)	7, Michael Johnson, Alaska (12/28/1987) 7, Arizona Reid, High Point (11/29/2005) 7, Ben Simmons, LSU (3/5/2016)



MISCELLANEOUS

Win-Loss	577-68 (.895)
Most Combined Points	229 vs. UL Lafayette, (12/23/1989; ULL 116, UK 113 ot)
Most Wins in a Season	19 - 2014/15
Most Losses in a Season	6 - 2008/09, 1988/89
Longest Winning Streak	54 - Nov. 13, 2010 to Dec. 1, 2012
Longest Losing Streak	2 - Feb. 11, 1989 to Feb. 22, 1989; Dec. 23, 1989 to Jan. 10, 1990; Jan. 10, 2006 to Jan. 14, 2006; Jan. 31, 2009 to Feb. 3, 2009; Feb. 28, 2009 to March 4, 2009
100-Point Games by Kentucky	59, last vs. Texas A&M (1/3/2017)
Largest Attendance	24,479 vs. Louisville (1/2/2010)

LARGEST RUPP ARENA CROWDS (UK GAMES)

NO.	ATT.	DATE	OPPONENT	SCORE	W/L
1.	24,479	Jan. 2, 2010	Louisville	71-62	W
2.	24,468	Dec. 5, 2009	North Carolina	68-66	W
3.	24,465	Feb. 10, 2007	Florida	64-61	L
4.	24,459	Feb. 4, 2003	Florida	70-55	W
5.	24,432	Dec. 17, 2005	Louisville	73-61	W
6.	24,431	Feb. 25, 2017	Florida	76-66	W
7.	24,428	March 7, 2015	Florida	67-50	W
8.	24,425	Feb. 15, 2014	Florida	69-59	L
9.	24,418	Jan. 28, 2017	Kansas	79-73	L
10.	24,416	Feb. 28, 2015	Arkansas	84-67	W
11.	24,414	March 5, 2016	LSU	94-77	W
12.	24,412	Dec. 26, 2015	Louisville	75-73	W
13.	24,411	Feb. 28, 2009	LSU	73-70	L
14.	24,394	Jan. 20, 2018	Florida	66-64	L
15.	24,228	Dec. 29, 2017	Louisville	90-61	W

RUPP ARENA FACTS

Capacity	23,000
UK's record	577-68 (.894)
Most Wins in a Season	19 (2014-15)
Longest Winning Streak	54 (11/13/09 to 12/1/12)

PACKED TO THE RAFTERS

- Now in its 43rd season as the home court of Kentucky basketball, the facility has seen UK win nearly 90 percent of its home games since it opened in 1976
- Kentucky has led the nation in average home attendance in 20 of the last 23 seasons
- Since Rupp Arena opened for the 1976-77 season, UK has ranked either first or second in average attendance every season
- The Wildcats led the nation in average home attendance during the 2017-18 season with an average of 21,875 fans
- UK has averaged more than 23,000 fans per game in seven of John Calipari's nine seasons at Kentucky



KENTUCKY GAME ATTENDANCE

YEAR	SITE	GMS	ATT.	AVG.
2017-18	Rupp	18	393,743	21,874•
2016-17	Rupp	17	398,850	23,461•
2015-16	Rupp	17	397,148•	23,361•
2014-15	Rupp	19	447,874*	23,572
2013-14	Rupp	18	413,350	22,964
2012-13	Rupp	18	415,775	23,099•
2011-12	Rupp	18	426,978	23,721•
2010-11	Rupp	15	354,046	23,603•
2009-10	Rupp	18	433,989	24,110 •*
2008-09	Rupp	19	422,547	22,239•
2007-08	Rupp	18	405,964	22,554•
2006-07	Rupp	16	374,737	23,421•
2005-06	Rupp	15	341,445	22,763•
2004-05	Rupp	15	337,796	22,520
2003-04	Rupp	13	295,227	22,710•
2002-03	Rupp	13	289,526	22,271•
2001-02	Rupp	15	315,203	21,014•
2000-01	Rupp	12	261,435	21,786•
1999-00	Rupp	14	314,267	22,448•
1998-99	Rupp	13	303,771	23,367•
1997-98	Rupp	12	287,354	23,946•
1996-97	Rupp	13	309,457	23,804•
1995-96	Rupp	13	310,633	23,895•
1994-95	Rupp	13	309,477	23,806
1993-94	Rupp	14	326,474	23,320
1992-93	Rupp	16	382,869	23,929
1991-92	Rupp	17	403,847	23,755
1990-91	Rupp	13	312,329	24,025
1989-90	Rupp	15	346,869	23,125
1988-89	Rupp	14	306,524	21,895
1987-88	Rupp	17	393,725	23,160
1986-87	Rupp	15	345,718	23,048
1985-86	Rupp	18^	407,290	22,627
1984-85	Rupp	14	320,926	22,923
1983-84	Rupp	16	380,453•	23,778•
1982-83	Rupp	15^	356,766	23,785•
1981-82	Rupp	16	371,093•	23,193•
1980-81	Rupp	15	354,996•	23,666•
1979-80	Rupp	15	352,511•	23,501•
1978-79	Rupp	15	351,042•	23,338•
1977-78	Rupp	16	373,403	23,338•
1976-77	Rupp	14	312,527•	22,323•
1975-76	Memorial	12	138,135	11,511
1974-75	Memorial	12	138,098	11,539
1973-74	Memorial	12	130,755	10,896
1972-73	Memorial	12	150,856	11,604
1971-72	Memorial	13	150,297	11,561
1970-71	Memorial	13	152,471	11,728
1969-70	Memorial	15	181,295	12,086
1968-69	Memorial	13	165,600	11,821
1967-68	Memorial	16	178,000	11,333
1966-67	Memorial	13	136,588	10,502

YEAR	SITE	GMS	ATT.	AVG.
1965-66	Memorial	13	149,571	11,505
1964-65	Memorial	14	151,000	10,786
1963-64	Memorial	14	165,650	11,117
1962-63	Memorial	15	153,132	10,208
1961-62	Memorial	16	165,495	10,343
1960-61	Memorial	14	129,978	9,284
1959-60	Memorial	13	138,995	10,692
1958-59	Memorial	15	177,824	11,855
1957-58	Memorial	13	124,461	9,574
1956-57	Memorial	14	129,733	9,266
1955-56	Memorial	13	126,104	9,700

• Nation's leader
^ Includes 3 SEC Tournament games
* Rupp Arena Record



COLLEGE TOURNAMENTS IN RUPP ARENA

NCAA MEN'S TOURNAMENTS

1977: Midwest Region

Michigan 86, Detroit 81 (semi)
Charlotte 81, Syracuse 59 (semi)
Charlotte 75, Michigan 68 (final)

1980: Midwest Region

Duke 55, Kentucky 54 (semi)
Purdue 76, Indiana 69 (semi)
Purdue 68, Duke 60 (final)

1984: Midwest Region

Kentucky 72, Louisville 67 (semi)
Illinois 72, Maryland 70 (semi)
Kentucky 54, Illinois 51 (final)

1985: NCAA Final Four

Georgetown 77, St. John's 59 (semi)
Villanova 52, Memphis 45 (semi)
Villanova 66, Georgetown 64 (final)

1989: Southeast Region

Virginia 86, Oklahoma 80 (semi)
Michigan 92, North Carolina 87 (semi)
Michigan 102, Virginia 65 (final)

1992: Southeast Region

Ohio State 80, North Carolina 73 (semi)
Michigan 75, Oklahoma State 72 (semi)
Michigan 75, Ohio State 71 (OT) (final)

1994: Southeast Region

Purdue 98, Central Florida 67 (1st rd)
Alabama 76, Providence 70 (1st rd)
W. Forest 68, Col. Of Charleston 58 (1st rd)
Kansas 102, Chattanooga 73 (1st rd)
Purdue 83, Alabama 73 (2nd rd)
Kansas 69, Wake Forest 58 (2nd rd)

1996: Southeast Region

Mississippi St. 60, UConn 55 (semi)
Cincinnati 87, Georgia Tech 70 (semi)
Mississippi St. 73, Cincinnati 63 (final)

1998: South Region

Duke 99, Radford 63 (1st rd)
Oklahoma St. 74, G. Washington 59 (1st rd)
Syracuse 63, Iona 61 (1st rd)
New Mexico 79, Butler 62 (1st rd)
Duke 79, Oklahoma St. 73 (2nd rd)
Syracuse 56, New Mexico 62 (2nd rd)

2002: South Region

Indiana 73, Duke, 72 (semi)
Kent State 78, Pittsburgh 73 (semi)
Indiana 81, Kent State 69 (final)

2007: South Region

Louisville 78, Stanford 58 (1st rd)
Texas A&M 68, Penn 52 (1st rd)
Ohio State 78, Central Conn. St. 57 (1st rd)
Xavier 79, BYU 77 (1st rd)
Ohio State 78, Xavier 71 [OT] (2nd rd)
Texas A&M 72, Louisville 69 (2nd rd)

2013: Midwest Region

Louisville 79, N.C. A&T 48 (1st rd)
Colorado St. 84, Missouri 72 (1st rd)
Louisville 82, Colorado St. 56 (2nd rd)

East Region

Butler 68, Bucknell 56 (1st rd)
Marquette 59, Davidson 58 (1st rd)
Marquette 74, Butler 72 (2nd rd)

NCAA WOMEN'S TOURNAMENTS

1986: NCAA Final Four

Texas 90, Western Kentucky 65 (semi)
USC 83, Tennessee 59 (national semi)
Texas 97, USC 81 (final)

2016: Lexington Regional

Stanford 90, Notre Dame 84 (semi)
Washington 85, Kentucky 72 (semi)
Washington 85, Stanford 76 (final)

2017: Lexington Regional

Notre Dame 99, Ohio State 76 (semi)
Stanford 77, Texas 66 (semi)
Stanford 76, Notre Dame 75 (final)

2018: Lexington Regional

Oregon State 72, Baylor 67 (semi)
Louisville 86, Stanford 59 (semi)
Louisville 76, Oregon State 43 (final)

OHIO VALLEY CONFERENCE TOURNAMENTS

1992: Tennessee Tech 89, Austin Peay 68 (1st rd)
Eastern Ky. 88, Tennessee St. 67 (1st rd)
Morehead State 81, MTSU 80 (1st rd)
Eastern Ky. 72, Tennessee Tech 67 (semi)
Murray St. 109, Morehead State 77 (semi)
Murray State 81, Eastern Kentucky 60 (final)

1993: Tennessee Tech 97, Morehead St. 89 (1st rd)
 Murray State 82, Austin Peay 66 (1st rd)
 Tennessee St. 77, Tennessee Tech 70 (semi)
 Murray State 74, Eastern Kentucky 73 (semi)
 Tennessee State 82, Murray State 68 (final)

SEC TOURNAMENTS

1982: Vanderbilt 47, Florida 46 (2OT) (1st rd)
 Auburn 38, Mississippi State 36 (OT) (1st rd)
 Alabama 85, Georgia 74 (2nd rd)
 Ole Miss 59, LSU 52 (2nd rd)
 Tennessee 57, Vanderbilt 54 (2nd rd)
 Kentucky 89, Auburn 66 (2nd rd)
 Alabama 56, Tennessee 50 (semi)
 Kentucky 62, Ole Miss 58 (semi)
 Alabama 48, Kentucky 46 (final)

1986: Mississippi State 62, Vanderbilt 54 (1st rd)
 Ole Miss 73, Tennessee 56 (1st rd)
 Alabama 79, Georgia 59 (2nd rd)
 LSU 72, Florida 66 (2nd rd)
 Miss. State 65, Auburn 63 (2nd rd)
 Kentucky 95, Ole Miss 69 (2nd rd)
 Alabama 77, Mississippi State 65 (semi)
 Kentucky 61, LSU 58 (semi)
 Kentucky 83, Alabama 72 (final)

1993: Alabama 87, S. Carolina 79 (1st rd)
 Georgia 87, Miss. State 56 (1st rd)
 Ole Miss 67, Florida 62 (1st rd)
 Tennessee 78, Auburn 76 (1st rd)
 Vanderbilt 76, Alabama 59 (2nd rd)
 Arkansas 65, Georgia 60 (2nd rd)
 LSU 89, Ole Miss 70 (2nd rd)
 Kentucky 101, Tennessee 40 (2nd rd)
 LSU 72, Vanderbilt 62 (semi)
 Kentucky 92, Arkansas 81 (semi)
 Kentucky 82, LSU 65 (final)



YEAR-BY-YEAR AT ALUMNI GYM

YEAR	W-L	Pct.
1924-25	8-2	.800
1925-26	9-1	.900
1926-27	2-8	.250
1927-28	6-2	.750
1928-29	7-2	.778
1929-30	12-1	.923
1930-31	9-0	1.000
1931-32	10-1	.909
1932-33	10-1	.909
1933-34	10-0	1.000
1934-35	13-0	1.000
1935-36	11-1	.917
1936-37	9-1	.900
1937-38	9-0	1.000

YEAR	W-L	Pct.
1938-39	9-1	.900
1939-40	8-1	.889
1940-41	9-1	.900
1941-42	10-0	1.000
1942-43	8-1	.889
1943-44	8-0	1.000
1944-45	10-0	1.000
1945-46	12-0	1.000
1946-47	17-0	1.000
1947-48	11-0	1.000
1948-49	10-0	1.000
1949-50	10-0	1.000
Totals	247-24	.911

YEAR-BY-YEAR AT MEMORIAL COLISEUM

YEAR	W-L	Pct.
1950-51	14-0	1.000
1951-52	12-0	1.000
1952-53#	-	-
1953-54	14-0	1.000
1954-55	13-1	.929
1955-56	11-2	.909
1956-57*	14-2	.875
1957-58*	14-1	.933
1958-59	14-0	1.000
1959-60	10-3	.769
1960-61	12-2	.857
1961-62	14-2	.875
1962-63	10-5	.667
1963-64	13-1	.929
1964-65	12-2	.857
1965-66	13-0	1.000
1966-67	8-7	.533

YEAR	W-L	Pct.
1967-68*	14-1	.933
1968-69	12-1	.923
1969-70	15-0	1.000
1970-71	12-1	.923
1971-72	12-1	.923
1972-73	11-2	.846
1973-74	9-3	.750
1974-75	12-0	1.000
1975-76	11-1	.917
2008-09!	1-0	1.000
Totals	307-38	.890

#-UK was suspended from play by the NCAA
 *-Record includes two NCAA Tournament games
 !-NIT game vs. UNLV



YEAR-BY-YEAR AT RUPP ARENA

YEAR	W-L	PCT.
1976-77	12-2	.857
1977-78	16-0	1.000
1978-79	11-4	.733
1979-80	12-3	.800
1980-81	15-0	1.000
1981-82	15-1	.938
1982-83	14-1	.933
1983-84	16-0	1.000
1984-85	11-3	.786
1985-86	18-0	1.000
1986-87	13-2	.867
1987-88	14-2	.875
1988-89	8-6	.571
1989-90	13-2	.867
1990-91	13-0	1.000
1991-92	15-2	.882
1992-93	16-0	1.000
1993-94	13-1	.929
1994-95	12-1	.923
1995-96	13-0	1.000
1996-97	12-1	.923
1997-98	9-3	.750
1998-99	12-1	.923
1999-00	14-0	1.000
2000-01	11-1	.917
2001-02	12-3	.800
2002-03	12-1	.923
2003-04	11-2	.846
2004-05	14-1	.933
2005-06	10-5	.667
2006-07	14-2	.875
2007-08	14-4	.778
2008-09	12-6	.667
2009-10	18-0	1.000
2010-11	15-0	1.000
2011-12	18-0	1.000
2012-13	16-2	.889

YEAR	W-L	PCT.
2013-14	16-2	.889
2014-15	19-0	1.000
2015-16	17-0	1.000
2016-17	15-2	.882
2017-18	16-2	.889
Totals	577-68	.895

KENTUCKY AT HOME THROUGH THE YEARS

HOME ARENA	SEASONS	W-L	PCT.
Pre-Alumni Gym (1903 through 1924)	22	91-46	.664
Alumni Gym (1924-25 through 1949-50)	26	247-24	.911
Memorial Coliseum (1950-51 through 1975-76, 2009)	26*	307-38	.890
Rupp Arena (1976-77 through present)	42	577-68	.895
Totals	116	1,222-176	.874

*UK hosted UNLV in the opening round of the 2009 NIT



KENTUCKY RESULTS IN LOUISVILLE

YEAR	OPPONENT	SCORE	W-L
1907-08	Louisville Coliseum	30-18	L
1913-14	Louisville	26-13	W
1914-15	St. Andrews	50-25	L
	Louisville	26-15	L
1915-16	Louisville	32-24	W
1917-18	Centre	24-12	L
1921-22	Louisville	38-14	W
1936-37	Notre Dame	41-28	L
1938-39	Notre Dame	42-37	L
1940-41	Notre Dame	48-47	L
	Ole Miss [SEC]	62-52	W
	Tulane [SEC]	59-30	W
	Alabama [SEC]	39-37	W
	Tennessee [SEC]	36-33	L
1941-42	Florida [SEC]	42-36	W
	Ole Miss [SEC]	59-32	W
	Auburn [SEC]	40-31	W
	Alabama [SEC]	36-34	W
	Great Lakes	58-47	L
1942-43	Indiana	58-52	L
	Notre Dame	60-55	W
1942-43	Tulane [SEC]	48-31	W
	Georgia [SEC]	59-30	W
	Miss. State [SEC]	52-43	W
	Tennessee [SEC]	33-30	L
	Great Lakes	53-39	L
1943-44	Indiana	66-41	W
	Notre Dame	55-54	W
	Georgia [SEC]	57-29	W
	LSU [SEC]	55-28	W
	Tulane [SEC]	62-46	W
1944-45	Indiana	61-43	W
	Notre Dame	59-58 ^{OT}	L
	Florida [SEC]	57-35	W
	LSU [SEC]	68-37	W
	Alabama [SEC]	52-41	W
	Tennessee [SEC]	39-35	W
1945-46	Notre Dame	56-47	L
	Auburn [SEC]	69-24	W
	Florida [SEC]	69-32	W
	Alabama [SEC]	59-30	W
	LSU [SEC]	59-36	W
	Temple	54-43	W
1946-47	DePaul	65-45	W
	Notre Dame	60-30	W
	Vanderbilt [SEC]	98-29	W
	Auburn [SEC]	84-18	W
	Georgia Tech [SEC]	75-53	W
	Tulane [SEC]	55-38	W
1946-47	Temple	68-29	W
1947-48	DePaul	74-50	W
	Creighton	65-23	W

YEAR	OPPONENT	SCORE	W-L
	Temple	58-38	W
	Florida [SEC]	87-31	W
	LSU [SEC]	63-47	W
	Tennessee [SEC]	70-47	W
	Georgia Tech [SEC]	54-43	W
1948-49	DePaul	67-36	W
	Tulane	51-47	W
	Notre Dame	62-38	W
	Florida [SEC]	73-36	W
	Auburn [SEC]	70-39	W
	Tennessee [SEC]	83-44	W
	Tulane [SEC]	68-52	W
1949-50	DePaul	49-47	W
	Miss. State [SEC]	56-46	W
	Georgia [SEC]	79-63	W
	Tennessee [SEC]	95-58	W
1950-51	Miss. State [SEC]	92-70	W
	Auburn [SEC]	84-54	W
	Georgia Tech [SEC]	82-56	W
	Vanderbilt [SEC]	61-57	L
1951-52	Georgia	95-55	W
	Georgia Tech [SEC]	80-59	W
	Tulane [SEC]	85-61	W
	Tennessee [SEC]	81-66	W
	LSU [SEC]	44-43	W
1953-54	Georgia Tech	99-48	W
1955-56	Georgia	143-66	W

FREEDOM HALL ERA

YEAR	OPPONENT	SCORE	W-L
1957-58	Temple [NCAA]	61-60	W
	Seattle [NCAA]	84-72	W
1958-59	Illinois	76-75	W
1959-60	Temple	97-92	W
1960-61	Notre Dame	68-62	W
	Morehead [NCAA]	71-64	W
	Ohio State [NCAA]	87-74	L
1961-62	Notre Dame	100-53	W
1962-63	Notre Dame	78-70	W
1963-64	Notre Dame	101-81	W
1964-65	Notre Dame	111-97	L
1965-66	Notre Dame	103-69	W
1966-67	Notre Dame	96-85	W
1967-68	Notre Dame	81-73	W
1968-69	Notre Dame	110-90	W
1969-70	Notre Dame	102-100	W
1970-71	Notre Dame	99-92	L
1971-72	Indiana	90-89 ^{2OT}	L
	Notre Dame	83-67	W
1972-73	North Carolina	78-70	L
	Notre Dame	65-63	W
1973-74	Indiana	77-68	L



YEAR	OPPONENT	SCORE	W-L
	Notre Dame	94-79	L
1974-75	North Carolina	90-78	W
	Kansas	100-63	W
	Notre Dame	113-96	W
1975-76	Indiana	77-68 ^{OT}	L
	Notre Dame	79-77	W
1976-77	Notre Dame	102-78	W
	Florida State	97-57	W
1977-78	Notre Dame	73-68	W
1978-79	Notre Dame	81-76	W
1979-80	Notre Dame	86-80	W
1980-81	Notre Dame	67-61	L
1981-82	Notre Dame	34-28 ^{OT}	W
1982-83	Kansas	83-62	W
1983-84	Purdue	86-67	W
1984-85	Louisville	71-64	L
	Kansas	92-89	W
1985-86	VMI	93-55	W
1986-87	Louisville	85-51	W
	Georgia	69-65	L
1987-88	Notre Dame	78-69	W
1988-89	Austin Peay	85-77	W
	Louisville	97-75	L
1989-90	North Carolina	121-110	L
1990-91	Western Kentucky	84-70	W
	Louisville	93-85	W
1991-92	Morehead State	101-84	W
1992-93	Louisville	88-68	W
	Indiana	81-78	W
1993-94	Ole Miss	98-64	W
1994-95	Indiana	73-70	W
	Louisville	88-86	L
1995-96	Marshall	118-99	W
1996-97	Indiana	99-65	W
	Louisville	74-54	W
1997-98	Alabama	70-67	W
1998-99	Indiana	70-61 ^{OT}	W
	Louisville	83-74	L
1999-00	Georgia Tech	80-71	W
2000-01	Indiana	88-74	W
	Louisville	64-62	W
2001-02	Tulane	101-67	W
2002-03	Indiana	70-64	W
	Louisville	81-63	L
2003-04	Austin Peay	61-53	W
2004-05	Indiana	73-58	W
	Louisville	60-58	W
2005-06	Iona	73-67	W
2006-07	Chattanooga	79-63	W
	Louisville	61-49	W
2007-08	UAB	79-76	L
2008-09	Appalachian State	93-69	W
	Louisville	74-71	L
2009-10	UNC Asheville	94-57	W

YEAR	OPPONENT	SCORE	W-L
2010-11	Notre Dame	72-58	W
2011-12	Arkansas-Little Rock	73-51	W

KFC YUM! CENTER ERA

YEAR	OPPONENT	SCORE	W-L
2010-11	Louisville	78-63	W
2011-12	WKU [NCAA]	81-66	W
	Iowa St. [NCAA]	87-71	W
2012-13	Louisville	80-77	L
2014-15	Louisville	58-50	W
	Hampton [NCAA]	79-56	W
	Cincinnati [NCAA]	64-51	W
2016-17	Louisville	73-70	L

Freedom Hall record: 60-18

KFC YUM! Center record: 6-2

UK's overall record in Louisville: 130-35



WILDCATS IN THE NBA

ADEBAYO, Bam – Miami Heat (2018)

ANDERSON, Derek – Cleveland Cavaliers (1998-99), Los Angeles Clippers (2000), San Antonio Spurs (2001), Portland Trail Blazers (2002-05), Houston Rockets (2006), Miami Heat (2006), Charlotte Bobcats (2007-08)

AZUBUIKE, Kelenna -- Golden State Warriors (2007-10), New York Knicks (2011), Dallas Mavericks (2012)

BARKER, Cliff – Indianapolis Olympians (1950-52)

BEARD, Ralph – Indianapolis Olympians (1950-51)

BENNETT, Winston – Cleveland Cavaliers (1990-92), Miami Heat (1992)

BIRD, Jerry – New York Knicks (1959)

BLEDSEOE, Eric – Los Angeles Clippers (2011-13), Phoenix Suns (2014-18), Milwaukee Bucks (2018)

BOGANS, Keith – Orlando Magic (2004), Charlotte Bobcats (2005-06), Houston Rockets (2006), Orlando Magic (2007-09), Milwaukee Bucks (2009), San Antonio Spurs (2010), Chicago Bulls (2011), New Jersey/Brooklyn Nets (2012-13), Boston Celtics (2014)

BOOKER, Devin – Phoenix Suns (2016-18)

BOWIE, Sam – Portland Trail Blazers (1985-89), New Jersey Nets (1990-93), Los Angeles Lakers (1994-95)

BURROW, Bob – Rochester Royals (1957), Minneapolis Lakers (1958)

CAULEY-STEIN, Willie – Sacramento Kings (2016-18)

CHAPMAN, Rex – Charlotte Hornets (1989-92), Washington Bullets (1992-95), Miami Heat (1996), Phoenix Suns (1997-2000)

CLUGGISH, Bob – New York Knicks (1947)

CONLEY, Larry – Kentucky Colonels [ABA] (1968)

CONNOR, Jimmy Dan – Kentucky Colonels [ABA] (1976)

COUSINS, DeMarcus – Sacramento Kings (2011-17), New Orleans Pelicans (2017-18)

COX, Johnny – Chicago Zephyrs (1963)

CRAWFORD, Joe – New York Knicks (2009)

DAMPIER, Louie – Kentucky Colonels [ABA] (1968-76), San Antonio Spurs (1977-79)

DANIELS, Erik – Sacramento Kings (2005)

DAVIS, Anthony – New Orleans Pelicans (2013-18)

DELK, Tony – Charlotte Hornets (1997-98), Golden State Warriors (1998-99), Sacramento Kings (2000), Phoenix Suns (2000-01), Boston Celtics (2002-03), Dallas Mavericks (2004), Atlanta Hawks (2005-06), Detroit Pistons (2006)

FEIGENBAUM, George – Baltimore Bullets (1950), Milwaukee Hawks (1953)

FITCH, Gerald – Miami Heat (2006)

FLYNN, Mike – Indiana Pacers (1976-78) [ABA in 1976]

FOX, DeAaron – Sacramento Kings (2018)

GIVENS, Jack – Atlanta Hawks (1979-80)

GOODWIN, Archie – Phoenix Suns (2014-17), New Orleans Pelicans (2017), Brooklyn Nets (2017)

GREVEY, Kevin – Washington Bullets (1976-83), Milwaukee Bucks (1984-85)

GROZA, Alex – Indianapolis Olympians (1950-51)

HAGAN, Cliff – St. Louis Hawks (1957-66), Dallas Chaparrals [ABA] (1968-70)

HANSON, Reggie – Boston Celics (1998)

HARRELLSON, Josh - New York Knicks (2012), Miami Heat (2013), Detroit Pistons (2014)

HARRISON, Aaron – Charlotte Hornets (2016-17), Dallas Mavericks (2018)

HARRISON, Andrew – Memphis Grizzlies (2017-18)

HATTON, Vernon – Cincinnati Royals (1959), Philadelphia Warriors (1959-61), St. Louis Hawks (1962)

HAYES, Chuck – Houston Rockets (2005-11), Sacramento Kings (2012-13), Toronto Raptors (2014-15)

HOLLAND, Joe – Indianapolis Olympians (1950-52)

ISSEL, Dan – Kentucky Colonels [ABA] (1971-75), Denver Nuggets (1976-85) [ABA in 1976]

JOHNSON, Dakari – Oklahoma City Thunder (2018)

JOHNSON, Larry – Buffalo Braves (1978)

JONES, Terrence – Houston Rockets (2013-16), New Orleans Pelicans (2017), Milwaukee Bucks (2017)

JONES, Wah Wah – Indianapolis Olympians (1950-52)

KANTER, Enes – Utah Jazz (2012-15), Oklahoma City Thunder (2015-17), New York Knicks (2018)

KIDD-GILCHRIST, Michael – Charlotte Hornets (2013-18)

KNIGHT, Brandon - Detroit Pistons (2012-13), Milwaukee Bucks (2014-15), Phoenix Suns (2015-18)

KRON, Tommy – St. Louis Hawks (1967), Seattle Supersonics (1968-69), Kentucky Colonels [ABA] (1970)

LABISSIERE, Skal - Sacramento Kings (2017-18)

LAMB, Doron – Milwaukee Bucks (2013), Orlando Magic (2013-14)

LIGGINS, DeAndre - Orlando Magic (2012), Oklahoma City Thunder (2013), Cleveland Cavaliers (2017),

Dallas Mavericks (2017), Milwaukee Bucks (2018), New Orleans Pelicans (2018)

LOCK, Rob – Los Angeles Clippers (1989)

LYLES, Trey–Utah Jazz (2016-17), Denver Nuggets (2018)

MACY, Kyle – Phoenix Suns (1981-85), Chicago Bulls (1986), Indiana Pacers (1987)

MAGLOIRE, Jamaal – Charlotte/New Orleans Hornets (2001-05), Milwaukee Bucks (2006), Portland Trailblazers (2007), New Jersey Nets (2008), Dallas Mavericks (2008), Miami Heat (2009-11), Toronto Raptors (2012)

MASHBURN, Jamal – Dallas Mavericks (1994-97), Miami Heat (1997-2000), Charlotte/New Orleans Hornets (2001-04)

McCARTY, Walter – New York Knicks (1997), Boston Celtics (1998-2005), Phoenix Suns (2005), Los Angeles Clippers (2006)

MEEKES, Jodie– Milwaukee Bucks (2010), Philadelphia 76ers (2010-12), Los Angeles Lakers (2013-14), Detroit Pistons (2015-16), Orlando Magic (2017), Washington Wizards (2018)

MERCER, Ron – Boston Celtics (1998-99), Denver Nuggets (2000), Orlando Magic (2000), Chicago Bulls (2001-02), Indiana Pacers (2002-03), San Antonio Spurs (2004), New Jersey Nets (2005)

MILLER, Darius – New Orleans Pelicans (2013-15, 2018)

MINNIEFIELD, Dirk – Cleveland Cavaliers (1986-87), Houston Rockets (1987), Golden State Warriors (1988), Boston Celtics (1988)

MOHAMMED, Nazr – Philadelphia 76ers (1999-2001), Atlanta Hawks (2001-04), New York Knicks (2004-05), San Antonio Spurs (2005-06), Detroit Pistons (2007-08), Charlotte Bobcats (2008-11), Oklahoma City Thunder (2011-12), Chicago Bulls (2013-15), Oklahoma City Thunder (2016)

MONK, Malik – Charlotte Hornets (2018)

MORRIS, Randolph – New York Knicks (2007-08), Atlanta Hawks (2009-10)

MURRAY, Jamal – Denver Nuggets (2017-18)

NASH, Cotton – Los Angeles Lakers (1965), San Francisco Warriors (1965), Kentucky Colonels [ABA] (1968)

NOEL, Nerlens – Philadelphia 76ers (2014-17), Dallas Mavericks (2017-18)

NOEL, Paul – New York Knicks (1948-50), Rochester Royals (1951-52)

**WILDCAT NBA CHAMPIONS**

ORTON, Daniel – Orlando Magic (2011-12), Oklahoma City Thunder (2013), Philadelphia 76ers (2014)

PADGETT, Scott – Utah Jazz (2000-03), Houston Rockets (2004-05), New Jersey Nets (2006)

PATTERSON, Patrick – Houston Rockets (2011-13), Sacramento Kings (2013), Toronto Raptors (2014-17), Oklahoma City Thunder (2018)

PARKINSON, Jack – Indianapolis Olympians (1950)

PAYNE, Tom – Atlanta Hawks (1972)

POPE, Mark – Indiana Pacers (1998-99), Milwaukee Bucks (2001-02), Denver Nuggets (2004-05)

POYTHRESS, Alex – Philadelphia 76ers (2017), Indiana Pacers (2018)

PRATT, Mike – Kentucky Colonels [ABA] (1971-72)

PRINCE, Tayshaun – Detroit Pistons (2003-13, 15), Memphis Grizzlies (2013-15), Boston Celtics (2015), Minnesota Timberwolves (2016)

RAMSEY, Frank – Boston Celtics (1955-64)

RANDLE, Julius – Los Angeles Lakers (2015-18)

RILEY, Pat – San Diego Rockets (1968-70), Los Angeles Lakers (1971-76), Phoenix Suns (1976)

ROBEY, Rick – Indiana Pacers (1979), Boston Celtics (1979-83), Phoenix Suns (1984-86)

ROLLINS, Kenny – Chicago Stags (1949-50), Boston Celtics (1953)

RONDO, Rajon – Boston Celtics (2007-15), Dallas Mavericks (2015), Sacramento Kings (2016), Chicago Bulls (2017), New Orleans Pelicans (2018)

SHEPPARD, Jeff – Atlanta Hawks (1999)

SMITH, Adrian – Cincinnati Royals (1962-70), San Francisco Warriors (1970-71), Virginia Squires [ABA] (1972)

STEELE, Larry – Portland Trail Blazers (1972-80)

TEAGUE, Marquis – Chicago Bulls (2013), Brooklyn Nets (2014), Memphis Grizzlies (2018)

TINGLE, Jack – Washington Capitols (1948), Minneapolis Lakers (1949)

TOWNS, Karl-Anthony – Minnesota Timberwolves (2016-18)

TSIROPOULOS, Lou – Boston Celtics (1957-59)

TURNER, Wayne – Boston Celtics (2000)

TURPIN, Melvin – Cleveland Cavaliers (1985-87), Utah Jazz (1988), Washington Bullets (1990)

ULIS, Tyler – Phoenix Suns (2017-18)

WALKER, Antoine – Boston Celtics (1997-2003, 2005), Dallas Mavericks (2004), Atlanta Hawks (2005), Miami Heat (2006-07), Minneapolis Timberwolves (2008), Memphis Grizzlies (2009)

NOEL, Paul – Rochester Royals (1951)

TSIROPOULOS, Lou – Boston Celtics (1957, '59)

RAMSEY, Frank – Boston Celtics (1957, '59, '60-'64)

HAGAN, Cliff – St. Louis Hawks (1958)

RILEY, Pat – Los Angeles Lakers (1972; Coach- 1982, '85, '87, '88); Miami Heat (Coach-2006)

STEELE, Larry – Portland Trailblazers (1977)

GREVEY, Kevin – Washington Bullets (1978)

ROBEY, Rick – Boston Celtics (1981)

PRINCE, Tayshaun – Detroit Pistons (2004)

MOHAMMED, Nazr – San Antonio Spurs (2005)

ANDERSON, Derek – Miami Heat (2006)

WALKER, Antoine – Miami Heat (2006)

RONDO, Rajon – Boston Celtics (2008)

WALKER, Kenny – New York Knicks (1987-91), Washington Bullets (1994-95)

WALL, John – Washington Wizards (2011-18)

WATSON, Bobby – Milwaukee Hawks (1955)

WHITAKER, Lucian – Boston Celtics (1955)

YOUNG, James – Boston Celtics (2015-17), Philadelphia 76ers (2018)

Bold indicates who was on a roster during the 2017-18 season.



KENTUCKY IN THE NBA DRAFT

YEAR	RND	PICK	NAME	TEAM	YEAR	RND	PICK	NAME	TEAM
1947			Jack Tingle	Washington Capitols	1979	1	22	Kyle Macy	Phoenix Suns
1948			Joe Holland	Baltimore Bullets		6	111	Truman Claytor	Detroit Pistons
			Jack Parkinson	Washington Capitols	1980	5	101	LaVon Williams	Cleveland Cavaliers
			Kenny Rollins	Fort Wayne Pistons		9	183	Jay Sidler	Chicago Bulls
1949	1	2	Alex Groza	Indianapolis Olympians	1981	6	127	Fred Cowan	Houston Rockets
	1	8	Wah Wah Jones	Washington Capitols	1982	7	145	Chuck Verderber	Chicago Bulls
	2		Ralph Beard	Chicago Stags	1983	2	33	Dirk Minniefield	Dallas Mavericks
	5		Cliff Barker	Indianapolis Olympians		3	67	Derrick Hord	Cleveland Cavaliers
1950	4		Jim Line	Indianapolis Olympians		6	134	Charles Hurt	Milwaukee Bucks
	7		Dale Barnstable	Boston Celtics	1984	1	2	Sam Bowie	Portland Trail Blazers
1952			Bobby Watson	Milwaukee Hawks		1	6	Melvin Turpin	Washington Bullets
			Lucian Whitaker	Indianapolis Olympians		4	81	Dickey Beal	Atlanta Hawks
1953	1	5	Frank Ramsey	Boston Celtics		6	127	Jim Master	Atlanta Hawks
	3	13	Cliff Hagan	Boston Celtics		8	163	Tom Heitz	Indiana Pacers
	7	24	Lou Tsioropoulos	Boston Celtics	1986	1	5	Kenny Walker	New York Knicks
1955	5	32	Bill Evans	Rochester Royals		5	115	Roger Harden	Los Angeles Lakers
1956			Jerry Bird	Minneapolis Lakers	1987	5	94	James Blackmon	New Jersey Nets
			Bob Burrow	Rochester Royals	1988	1	8	Rex Chapman	Charlotte Hornets
			Phil Grawemeyer	Minneapolis Lakers		3	51	Rob Lock	Los Angeles Clippers
1957	10	73	Gerry Calvert	Philadelphia Warriors		3	60	Ed Davender	Washington Bullets
1958	2	9	Vernon Hattton	Cincinnati Royals		3	64	Jamal Bennett	Cleveland Cavaliers
	4	27	Johnny Cox*	New York Knicks	1993	1	4	Jamal Mashburn	Dallas Mavericks
	15	85	Adrian Smith	Cincinnati Royals	1994	2	31	Rodney Dent	Orlando Magic
1959	4	28	Johnny Cox*	New York Knicks	1996	1	6	Antoine Walker	Boston Celtics
1960	4	32	Sid Cohen	Boston Celtics		1	16	Tony Delk	Charlotte Hornets
	6	48	Roger Newman*	Boston Celtics		1	19	Walter McCarty	New York Knicks
	7	53	Bennie Coffman	Syracuse Nationals		2	52	Mark Pope	Indiana Pacers
	18	96	Don Mills	Cincinnati Royals	1997	1	6	Ron Mercer	Boston Celtics
1961	5	45	Billy Ray Lickert	Los Angeles Lakers		1	13	Derek Anderson	Cleveland Cavaliers
	5	64	Roger Newman*	Syracuse Nationals	1998	1	29	Nazr Mohammed	Utah Jazz
	13	102	Ned Jennings	New York Knicks	1999	1	28	Scott Padgett	Utah Jazz
1962	8	61	Larry Pursiful	Chicago Zephyrs	2000	1	19	Jamaal Magloire	Charlotte Hornets
1964	2	12	Cotton Nash	Los Angeles Lakers	2002	1	23	Tayshaun Prince	Detroit Pistons
1966	3	24	Tommy Kron	St. Louis Hawks	2003	2	43	Keith Bogans	Milwaukee Bucks
1967	1	7	Pat Riley	San Diego Rockets	2006	1	21	Rajon Rondo	Phoenix Suns
	4	38	Louie Dampier	Cincinnati Royals	2008	2	58	Joe Crawford	Los Angeles Lakers
1968	5	60	Thad Jaracz	Boston Celtics	2009	2	41	Jodie Meeks	Milwaukee Bucks
	9	119	Cliff Berger	Milwaukee Bucks	2010	1	1	John Wall	Washington Wizards
1969	10	139	Phil Argento	Los Angeles Lakers		1	5	DeMarcus Cousins	Sacramento Kings
1970	8	122	Dan Issel	Detroit Pistons		1	14	Patrick Patterson	Houston Rockets
	8	130	Mike Casey	Chicago Bulls		1	18	Eric Bledsoe	Oklahoma City Thunder
1971	1	2	Tom Payne**	Atlanta Hawks		1	29	Daniel Orton	Orlando Magic
	3	37	Larry Steele	Portland Trail Blazers	2011	1	3	Enes Kanter	Utah Jazz
	10	163	Jim Dinwiddie	Philadelphia 76ers		1	8	Brandon Knight	Detroit Pistons
1972	6	83	Tom Parker	Cleveland Cavaliers		2	45	Josh Harrellson	New Orleans Hornets
	10	146	Kent Hollenbeck	Detroit Pistons		2	53	DeAndre Liggins	Orlando Magic
1973	7	107	Jim Andrews	Seattle Supersonics	2012	1	1	Anthony Davis	New Orleans Hornets
1975	1	18	Kevin Grevey	Washington Bullets		1	2	Michael Kidd-Gilchrist	Charlotte Bobcats
	2	36	Jimmy Dan Conner	Phoenix Suns		1	18	Terrence Jones	Houston Rockets
	3	49	Bob Guyette	K.C.-Omaha Kings		1	29	Marquiss Teague	Chicago Bulls
	7	113	Mike Flynn	Philadelphia 76ers		2	42	Doron Lamb	Milwaukee Bucks
1977	2	24	Larry Johnson	Buffalo Braves		2	46	Darius Miller	New Orleans Hornets
1978	1	3	Rick Robey	Indiana Pacers	2013	1	6	Nerlens Noel	New Orleans Pelicans
	1	16	Jack Givens	Atlanta Hawks		1	29	Archie Goodwin	Oklahoma City Thunder
	2	39	James Lee	Seattle Supersonics	2014	1	7	Julius Randle	Los Angeles Lakers
	3	45	Mike Phillips	New Jersey Nets		1	17	James Young	Boston Celtics



YEAR	RND	PICK	NAME	TEAM	
2015	1	1	Karl-Anthony Towns	Minnesota Timberwolves	
	1	6	Willie Cauley-Stein	Sacramento Kings	
	1	12	Trey Lyles	Utah Jazz	
	1	13	Devin Booker	Phoenix Suns	
	2	44	Andrew Harrison	Phoenix Suns	
	2	48	Dakari Johnson	Oklahoma City Thunder	
	2016	1	7	Jamal Murray	Denver Nuggets
		1	28	Skal Labissiere	Phoenix Suns
2		34	Tyler Ulis	Phoenix Suns	
2017	1	5	De'Aaron Fox	Sacramento Kings	
	1	11	Malik Monk	Charlotte Hornets	
	1	14	Bam Adebayo	Miami Heat	
2018	1	9	Kevin Knox	New York Knicks	
	1	11	Shai Gilgeous-Alexander	Charlotte Hornets	
	2	41	Jarred Vanderbilt	Orlando Magic	
	2	45	Hamidou Diallo	Brooklyn Nets	

*-1st instance of name signifies junior-eligible draft

**-Selected second overall in 1971 NBA supplemental hardship draft]



NBA AWARD WINNERS

ALL-NBA TEAM

Ralph Beard	1950 (2nd), 1951 (1st)
Alex Groza	1950 (1st), 1951 (1st)
Cliff Hagan	1958 (2nd), 1959 (2nd)
Jamal Mashburn	2003 (3rd)
Rajon Rondo	2012 (3rd)
Anthony Davis	2015 (1st), 2017 (1st), 2018 (1st)
DeMarcus Cousins	2015 (2nd), 2016 (2nd)
John Wall	2017 (3rd)
Karl-Anthony Towns	2018 (3rd)

NBA ALL-ROOKIE TEAM

Sam Bowie	1985 (1st)
Rex Chapman	1989 (2nd)
Jamal Mashburn	1994 (1st)
Antoine Walker	1997 (1st)
Derek Anderson	1998 (2nd)
Ron Mercer	1998 (1st)
Rajon Rondo	2007 (2nd)
Eric Bledsoe	2011 (2nd)
DeMarcus Cousins	2011 (1st)
John Wall	2011 (1st)
Brandon Knight	2012 (1st)
Anthony Davis	2013 (1st)
Michael Kidd-Gilchrist	2013 (2nd)
Nerlens Noel	2015 (1st)
Devin Booker	2016 (1st)
Willie Cauley-Stein	2016 (2nd)
Karl-Anthony Towns	2016 (1st)
Jamal Murray	2017 (2nd)

NBA ALL-DEFENSIVE TEAM

Tayshaun Prince	2005 (2nd), 2006 (2nd) 2007 (2nd), 2008 (2nd)
Rajon Rondo	2009 (2nd), 2010 (1st) 2011 (1st), 2012 (2nd)
Anthony Davis	2015 (2nd), 2017 (2nd), 2018 (1st)
John Wall	2015 (2nd)

NBA ROOKIE OF THE YEAR

Karl-Anthony Towns (unanimous)	2016
--------------------------------	------

NBA CARES COMMUNITY ASSIST AWARD

John Wall	2016
-----------	------

NBA CARES OFFSEASON COMMUNITY ASSIST AWARD

DeMarcus Cousins	2017
------------------	------

NBA COACH OF THE YEAR

Pat Riley (Los Angeles Lakers)	1990
Pat Riley (New York Knicks)	1993
Pat Riley (Miami Heat)	1997
Dwane Casey (Toronto Raptors)	2018

NBA EXECUTIVE OF THE YEAR

Pat Riley (Miami Heat)	2011
------------------------	------

NBA J. WALTER KENNEDY CITIZENSHIP AWARD

Dan Issel	1985
-----------	------

NBA ALL-STAR TEAM SELECTIONS

Ralph Beard	1951
Alex Groza	1951
Cliff Hagan	1958, 1959, 1960, 1961, 1962, 1968 (ABA)
Adrian Smith	1966
Dan Issel	1971 (ABA), 1972 (ABA), 1973 (ABA) 1974 (ABA), 1975 (ABA), 1976 (ABA) 1977
Antoine Walker	1998, 2002, 2003
Jamal Mashburn	2003
Jamaal Magloire	2004
Rajon Rondo	2010, 2011, 2012, 2013
Anthony Davis	2014, 2015, 2016, 2017, 2018
John Wall	2014, 2015, 2016, 2017, 2018
DeMarcus Cousins	2015, 2016, 2017, 2018
Karl-Anthony Towns	2018

NBA ALL-STAR MVP

Adrian Smith	1966
Anthony Davis	2017

NBA SLAM DUNK CONTEST WINNERS

Kenny Walker	1989
John Wall	2014

NBA SKILLS CHALLENGE WINNERS

Karl-Anthony Towns	2016
--------------------	------

NBA 3-POINT CONTEST WINNERS

Devin Booker	2018
--------------	------

NBA ALL-STAR WEEKEND

SLAM DUNK CONTEST PARTICIPANTS

Kenny Walker	1989, 1990
Rex Chapman	1990, 1991
Eric Bledsoe	2013
John Wall	2014

NBA ALL-STAR WEEKEND

3-POINT SHOOTING CONTEST PARTICIPANTS

Kyle Macy	1986
Antoine Walker	2003
Devin Booker	2016, 2018

NBA ALL-STAR WEEKEND

SKILLS CHALLENGE PARTICIPANTS

John Wall	2011, 2012, 2017
Rajon Rondo	2012
Brandon Knight	2013, 2015
DeMarcus Cousins	2016, 2017
Anthony Davis	2016, 2017
Karl-Anthony Towns	2016
Devin Booker	2017
Jamal Murray	2018

NBA ALL-STAR WEEKEND RISING STARS PARTICIPANTS

Jamal Mashburn	1994
Antoine Walker	1997
Derek Anderson	1998
Ron Mercer	1998
Tayshaun Prince	2004
Rajon Rondo	2008



Eric Bledsoe	2011
DeMarcus Cousins	2011, 2012
John Wall	2011, 2012
Brandon Knight	2012, 2013
Anthony Davis	2013, 2014
Michael Kidd-Gilchrist	2013
Terrence Jones	2014
Nerlens Noel	2015, 2016
Devin Booker	2016, 2017
Trey Lyles	2016, 2017
Karl-Anthony Towns	2016, 2017
Jamal Murray	2017, 2018
De'Aaron Fox	2018

NBA ALL-STAR WEEKEND RISING STARS MVP

John Wall	2011
Jamal Murray	2017

NBA PLAYER OF THE MONTH

Jamaal Magloire	2004 (April)
Jamal Mashburn	2003 (February)
Antoine Walker	2002 (December)
John Wall	2016 (December); 2017 (December)
Anthony Davis	2018 (February); 2018 (March)

NBA ROOKIE OF THE MONTH

John Wall	2011 (April, March, February, January)
Michael Kidd-Gilchrist	2013 (November)
Karl-Anthony Towns	2016 (November, December, January, February, March, April)
Jamal Murray	2017 (November)
Tyler Ulis	2017 (April)



YEAR-BY-YEAR TEAM STATISTICS

	G	FG-FGA	FG%	3FG-3FGA	3FG%	FT-FTA	FT%	REB-AVG	PF-D	A	TO	BS	ST	PTS	AVG
1944-45	UK 26	591				282			367					1464	56.3
1945-46	UK 30	725				371-613	.605		469					1821	60.7
(28-2)	Opp 30													1194	39.8
1946-47	UK 37	1011-3232	31.5			500-781	.640		682					2536	68.5
(34-3)	Opp 37													1416	38.3
1947-48	UK 39	1082-3465	31.2			526-841	.625		764					2690	69.0
(36-3)	Opp 39		23.2											1730	44.4
1948-49	UK 34	903-2756	32.8			514-728	70.6		636					2320	68.2
(28-2)	Opp 34	538-2216	24.3			454-756	60.1		635					1530	45.0
1949-50	UK 30	823-2485	33.1			443-673	65.8		604					2089	69.6
(25-5)	Opp 30	625-2270	27.5			446-725	61.5		558					1696	56.5
1950-51	UK 34	1029-3013	34.2			482-744	64.8	2109-62.0	648	471				2540	74.7
(32-2)	Opp 34	656-2422	27.0			471-786	59.9	1357-39.9	623	265				1783	52.4
1951-52	UK 32	1043-2829	36.9			549-865	63.5	1817-56.8	707	497				2635	82.3
(28-2)	Opp 32	658-2219	29.7			458-786	58.3	1164-36.4	731	188				1774	55.4
1952-53	No Schedule (Under Suspension by NCAA)														
1953-54	UK 25	829-2162	38.3			529-780	67.8	1318-52.7	582-35					2187	87.5
(25-0)	Opp 25	481-1574	30.6			546-872	62.6	851-34.0	500-27					1508	60.3
1954-55	UK 26	781-2123	36.8			425-675	63.0	1680-64.6	481					1987	76.4
(23-3)	Opp 26	527-1741	30.3			534-824	64.8	1120-43.1	400					1588	61.1
1955-56	UK 26	826-2078	41.5			473-729	64.9	1502-57.8	490					2197	84.5
(20-6)	Opp 26	628-1750	35.9			546-828	65.9	1094-42.1	548					1802	69.3
1956-57	UK 28	889-2191	40.6			579-829	69.8	1550-55.4	524					2357	84.2
(23-5)	Opp 28	673-1971	34.1			607-883	68.7	1109-39.6	478					1953	69.8
1957-58	UK 29	832-2223	37.3			502-680	73.8	1562-53.9	474					2166	74.7
(23-6)	Opp 29	690-1945	35.5			437-635	68.8	1227-42.3	494					1817	62.7
1958-59	UK 27	778-1922	40.5			570-758	75.2	1361-50.4	513					2126	78.7
(24-3)	Opp 27	623-1687	36.9			491-720	68.2	1117-41.4	539					1737	64.3
1959-60	UK 25	667-1741	38.3			504-700	72.0	1317-52.7	502					1838	73.5
(18-7)	Opp 25	559-1547	36.1			524-725	72.3	1142-45.7	509					1642	65.7
1960-61	UK 28	726-1928	37.7			575-793	72.5	1438-51.4	551					2027	72.4
(19-9)	Opp 28	663-1665	39.8			532-781	68.1	1233-44.0	546					1858	66.4
1961-62	UK 26	822-1895	43.4			497-666	74.6	1399-53.8	483-16	343				2141	82.3
(23-3)	Opp 26	637-1733	36.8			430-623	69.0	1090-41.9	476-18	168				1704	65.5



YEAR-BY-YEAR TEAM STATISTICS

	G	FG-FGA	FG%	3FG-3FGA	3FG%	FT-FTA	FT%	REB-AVG	PF-D	A	TO	BS	ST	PTS	AVG
1962-63	UK	25	724-1786	40.5		445-638	69.7	1284-51.4	461-13	237				1893	75.7
(16-9)	Opp	25	640-1568	40.8		417-611	68.2	1093-43.7	472-26	119				1697	67.9
1963-64	UK	27	936-2096	44.5		454-605	75.0	1355-50.2	520-20	396				2326	86.1
(21-6)	Opp	27	727-1839	39.5		500-700	71.4	1268-47.0	482-15	141				1954	72.4
1964-65	UK	25	796-1771	49.4		517-675	76.6	1103-44.1	504-27	260				2109	84.4
(15-10)	Opp	25	729-1643	44.4		456-659	69.2	1147-45.9	526-22	153				1914	76.6
1965-66	UK	29	1017-2079	48.9		485-648	74.8	1368-47.2	539-18	293				2519	86.9
(27-2)	Opp	29	770-1916	40.2		488-690	70.7	1205-41.6	515-17	120				2028	69.9
1966-67	UK	26	861-1760	48.9		429-559	76.7	1071-41.2	508-21	270				2151	82.7
(13-13)	Opp	26	775-1698	45.6		462-675	68.4	1105-42.5	430-11	152				2012	77.4
1967-68	UK	27	979-2082	47.0		442-624	70.8	1333-49.4	493-7	331				2400	88.9
(22-5)	Opp	27	831-1903	43.7		443-630	70.3	1212-44.9	518-17	200				2103	77.9
1968-69	UK	28	1015-2071	49.0		512-688	74.4	1374-49.1	528-16	499				2542	90.8
(23-5)	Opp	28	864-1944	44.4		469-685	68.5	1154-41.5	513-17	233				2199	78.5
1969-70	UK	28	1099-2205	49.8		511-686	74.5	1390-49.6	548-16	432				2709	96.8
(26-2)	Opp	28	860-1898	45.3		534-740	72.2	1135-40.5	513-18	215				2254	80.5
1970-71	UK	28	1077-2129	50.6		516-688	75.0	1340-47.9	556-13	425				2670	95.4
(22-6)	Opp	28	915-2080	44.0		543-739	73.5	1245-44.5	537-18	250				2373	84.8
1971-72	UK	28	916-1866	49.1		479-655	73.1	1214-43.4	481-20	392	402			2311	82.5
(21-7)	Opp	28	839-1883	44.6		415-630	65.9	1171-41.8	505-15	275	438			2093	74.8
1972-73	UK	28	1002-2070	48.4		337-484	69.6	1292-46.1	536-18	396	447			2341	83.6
(20-8)	Opp	28	888-1978	45.0		322-491	65.6	1182-42.2	540-24	304	487			2098	74.9
1973-74	UK	26	845-1699	49.7		348-481	72.3	991-38.1	521-17	328	471			2038	78.4
(13-13)	Opp	26	835-1743	47.9		317-455	69.7	990-38.1	523-20	306	332			1987	76.4
1974-75	UK	31	1197-2412	49.6		464-664	69.9	1442-46.5	767-27	479	552			2858	92.2
(26-5)	Opp	31	925-2096	44.1		584-828	70.5	1274-41.1	633-20	367	678			2434	78.5
1975-76	UK	30	981-2027	48.4		453-637	71.1	1250-41.7	632-25	394	539			2415	80.5
(20-10)	Opp	30	938-1998	46.9		469-667	70.3	1098-36.6	625-27	353	511			2345	78.2
1976-77	UK	30	1009-2015	50.1		491-697	70.5	1249-41.6	648-15	513	480			2509	83.6
(26-4)	Opp	30	818-1828	44.9		434-608	71.4	1036-34.5	682-38	432	595			2070	69.1
1977-78	UK	32	1040-1922	54.1		613-808	75.9	1171-36.6	733-18	554	544			2693	84.2
(30-2)	Opp	32	878-1889	46.5		478-718	66.6	1000-31.3	756-50	512	568			2234	69.8
1978-79	UK	31	890-1799	49.5		666-858	77.6	1034-33.4	715-30	392	464	59	208	2446	78.9
(19-12)	Opp	31	886-1788	49.6		508-719	70.7	995-32.1	838-53	435	532	90	191	2280	73.6
1979-80	UK	35	1038-2022	51.3		609-802	75.9	1265-36.1	755-32	538	564	125	216	2685	76.7
(29-6)	Opp	35	880-1971	44.7		563-794	70.9	1052-30.1	753-33	440	551	77	242	2323	66.4
1980-81	UK	28	781-1602	48.8		478-664	72.0	995-35.5	616-22	402	356	122	143	2040	72.9
(22-6)	Opp	28	651-1494	43.6		458-640	71.6	899-32.1	616-20	333	236	48	154	1760	62.9



	G	FG-FGA	FG%	3FG-3FGA	3FG%	FT-FTA	FT%	REB-AVG	PF-D	A	TO	BS	ST	PTS	AVG
1981-82	UK	30	827-1618	51.1		545-727	75.0	940-31.3	571-15	460	403	86	171	2199	73.3
(22-8)	Opp	30	786-1681	46.8		421-604	69.7	926-30.9	639-36	439	272	86	176	1999	66.4
1982-83	UK	31	869-1564	55.6		448-625	71.7	959-30.9	544-10	499	461	124	168	2186	70.5
(23-5)	Opp	31	776-1788	43.4		385-560	68.8	950-30.6	616-28	415	405	63	277	1937	62.5
1983-84	UK	34	900-1749	51.5		518-721	71.8	1157-34.0	618-13	562	495	158	176	2318	68.2
(29-5)	Opp	34	796-1894	42.0		383-576	66.5	1024-30.1	696-32	438	481	61	199	1975	58.1
1984-85	UK	31	773-1693	45.7		491-680	72.2	1035-33.4	600-23	441	384	78	174	2037	65.7
(18-13)	Opp	31	785-1661	47.3		406-579	70.1	984-31.7	638-19	474	392	60	179	1976	63.7
1985-86	UK	36	1030-2003	51.4		606-841	72.1	1191-33.1	642-12	612	442	97	280	2666	74.1
(32-4)	Opp	36	886-1914	46.3		432-602	71.8	1031-28.6	759-28	442	548	86	192	2210	61.4
1986-87	UK	29	747-1597	46.8	152-409	372	319-509	62.7	903-31.1	387	398	77	206	1965	67.8
(18-11)	Opp	29	737-1550	47.5	83-228	364	387-545	71.0	963-33.2	381	458	72	183	1944	67.0
1987-88	UK	33	963-1971	48.9	98-269	365	604-797	75.8	1163-35.2	529-11	502	104	246	2628	79.6
(25-5)	Opp	33	883-1947	45.4	138-389	355	365-508	71.9	1049-31.8	473-23	530	68	198	2269	68.8
1988-89	UK	32	856-1791	47.8	108-302	358	400-575	59.6	1056-33.0	596-22	499	110	228	2220	69.4
(13-19)	Opp	32	849-1833	46.3	167-478	349	451-645	69.9	1079-33.7	569-15	480	69	264	2316	72.4
1989-90	UK	28	868-1978	43.9	281-810	347	470-644	73.0	996-35.6	664-25	403	104	309	2487	88.8
(14-14)	Opp	28	868-1763	49.2	167-436	383	558-782	71.4	1211-43.3	556-11	494	96	206	2461	87.9
1990-91	UK	28	834-1888	44.2	242-715	338	495-685	72.3	1049-37.5	651-18	482	120	291	2405	85.9
(22-6)	Opp	28	760-1659	45.8	99-304	326	567-805	70.4	1126-40.2	580-11	349	108	214	2186	78.1
1991-92	UK	36	1062-2222	47.8	317-888	357	645-892	72.3	1226-34.1	661	542	121	368	3086	85.7
(29-7)	Opp	36	920-2013	45.7	125-415	301	715-1019	70.2	1289-35.8	769-28	427	148	279	2680	74.4
1992-93	UK	34	1048-2184	48.0	340-862	394	539-784	68.8	1364-40.1	776-20	665	160	323	2975	87.5
(30-4)	Opp	34	807-1917	42.1	139-420	331	621-940	66.1	1161-34.1	679-16	398	116	268	2374	69.8
1993-94	UK	34	1027-2195	46.8	301-857	351	597-875	68.2	1303-38.3	648	533	195	394	2952	86.8
(27-7)	Opp	34	862-2041	42.2	189-566	334	624-917	68.0	1326-39.0	721-18	461	111	250	2537	74.6
1994-95	UK	33	1016-2211	46.0	276-736	375	576-801	71.9	1338-40.5	734-12	647	176	347	2884	87.4
(28-5)	Opp	33	764-1889	40.4	165-517	319	585-856	68.3	1220-37.0	667-21	418	137	220	2278	69.0
1995-96	UK	36	1198-2461	48.7	266-670	397	630-883	71.3	1501-41.7	729-10	783	176	435	3292	91.4
(34-2)	Opp	36	885-2135	41.5	191-569	336	536-799	67.1	1289-35.8	748-30	487	141	256	2497	69.4
1996-97	UK	40	1238-2631	47.1	287-777	369	562-824	68.2	1575-39.4	802-26	776	203	480	3325	83.1
(35-5)	Opp	40	854-2147	39.8	185-589	314	619-922	67.1	1367-34.2	731-19	484	907	256	2512	62.8
1997-98	UK	39	1161-2409	48.2	250-681	367	551-816	67.5	1640-42.1	722-7	691	240	341	3123	80.1
(35-4)	Opp	39	892-2324	38.4	281-812	346	547-804	68.0	1321-33.9	721-21	485	109	271	2612	67.0
1998-99	UK	37	1034-2163	47.8	226-676	334	496-776	63.9	1470-39.7	629-6	605	199	286	2790	75.4
(28-9)	Opp	37	823-2162	38.1	222-764	330	402-640	65.9	1245-33.6	703-17	420	103	254	2320	62.7
1999-00	UK	33	793-1873	42.3	188-643	292	506-735	68.8	1300-39.4	537-10	427	185	250	2280	69.1
(23-10)	Opp	33	757-1941	39.0	224-688	326	336-520	64.6	1135-34.4	647-21	352	66	227	2074	62.8





YEAR-BY-YEAR TEAM STATISTICS

	G	FG-FGA	FG%	3FG-3FGA	3FG%	FT-FTA	FT%	REB-AVG	PF-D	A	TO	BS	ST	Pts	AVG	
2000-01	UK	34	988-2051	.482	245-708	.346	492-751	.655	1311-38.6	631-5	539	151	229	2713	79.8	
(24-10)	Opp	34	842-2081	.405	474-689	.354	472-689	.685	1214-35.7	659-18	426	82	231	2400	70.6	
2001-02	UK	32	905-2020	.448	219-691	.317	431-638	.676	1283-40.1	582-6	471	153	252	2460	76.9	
(22-12)	Opp	32	782-1898	.412	216-641	.337	403-598	.674	1107-34.6	587-8	410	100	225	2183	68.2	
2002-03	UK	36	1026-2102	.488	208-585	.356	522-742	.704	1324-36.8	625-4	574	176	281	2782	77.3	
(32-4)	Opp	36	827-1993	.415	211-633	.333	444-647	.686	1114-30.9	664-0	392	123	225	2309	64.1	
2003-04	UK	32	862-1828	.472	204-572	.357	437-627	.697	1158-36.2	584-4	504	110	249	2365	73.9	
(27-5)	Opp	32	704-1748	.403	204-622	.328	424-592	.716	1004-31.4	569	357	509	99	22036	63.6	
2004-05	UK	34	901-1940	.464	218-635	.343	483-728	.663	1197-35.2	582-7	509	147	311	2503	73.6	
(28-6)	Opp	34	749-1848	.405	224-680	.329	405-587	.690	1155-34.0	631	383	111	173	2127	62.6	
2005-06	UK	35	903-2020	.447	265-758	.350	406-601	.670	1265-36.1	595-5	495	106	206	2477	70.8	
(22-13)	Opp	35	829-1953	.424	228-700	.326	428-633	.676	1162-33.2	603	448	118	187	2314	66.1	
2006-07	UK	34	890-1868	.476	231-650	.355	485-690	.703	1235-36.3	547-4	537	161	201	2496	73.4	
(22-12)	Opp	34	839-2040	.411	256-766	.334	368-568	.648	1125-33.1	609	441	109	236	2302	67.7	
2007-08	UK	31	735-1566	.469	182-493	.369	472-644	.733	1038-33.5	586-18	395	149	206	2124	68.5	
(18-13)	Opp	31	671-1695	.396	184-565	.326	508-719	.707	990-31.9	587	340	111	191	2034	65.6	
2008-09	UK	36	933-1940	.481	202-572	.353	601-777	.773	1330-36.9	634-14	567	110	238	2669	74.1	
(22-14)	Opp	36	822-2114	.389	256-728	.352	486-704	.690	1151-32.0	665-22	372	133	279	2386	66.3	
2009-10	UK	38	1066-2228	.478	231-697	.331	649-971	.668	1584-41.7	641-13	573	273	279	3012	79.3	
(35-3)	Opp	38	875-2314	.378	245-783	.313	473-688	.688	1277-33.6	795-28	418	119	261	2468	64.9	
2010-11	UK	38	1002-2183	.459	281-707	.397	560-789	.710	1420-37.4	601-11	482	239	211	2845	74.9	
(29-9)	Opp	38	863-1888	.394	210-649	.324	476-658	.723	1285-33.8	695-9	419	132	201	2412	63.5	
2011-12	UK	40	1096-2248	.488	225-595	.378	678-938	.723	1556-38.9	593-10	531	344	242	3095	77.4	
(38-2)	Opp	40	889-2379	.374	219-689	.318	426-614	.694	1286-32.2	750-21	420	133	218	2423	60.6	
2012-13	UK	33	863-1815	.475	184-532	.346	486-757	.642	1149-37.8	566-15	441	217	185	2396	72.6	
(21-12)	Opp	33	763-1944	.392	179-552	.322	422-587	.719	1207-33.5	655-0	360	116	195	2127	64.5	
2013-14	UK	40	1004-2214	.453	230-611	.332	781-1146	.682	1608-40.2	732-13	446	481	236	189	2992	74.8
(29-11)	Opp	40	933-2271	.411	222-689	.322	577-836	.690	1231-30.8	884-24	416	123	232	2665	66.6	
2014-15	UK	39	1006-2150	.468	203-582	.349	685-943	.726	1482-38.0	665-13	553	268	253	2900	74.4	
(38-1)	Opp	39	750-2116	.354	175-646	.271	443-672	.659	1215-31.2	778-20	301	533	94	182	2118	54.3
2015-16	UK	36	1028-2149	.478	244-666	.366	561-813	.690	1396-38.8	737-29	512	402	209	206	2861	79.5
(27-9)	Opp	36	827-2082	.397	201-616	.326	596-849	.702	1209-33.6	713-12	334	111	156	2451	68.1	
2016-17	UK	38	1134-2396	.473	267-756	.353	690-981	.703	1511-39.8	718-11	585	443	201	229	3225	84.9
(32-6)	Opp	38	979-2309	.424	235-768	.306	523-774	.676	1331-35.0	868-31	431	127	182	2716	71.5	
2017-18	UK	37	998-2115	.472	195-546	.357	649-930	.698	1428-38.6	702-15	489	176	208	2840	76.8	
26-11	Opp	37	905-2242	.404	287-955	.301	502-725	.692	1239-33.5	761-0	472	134	212	2599	70.2	



SCORING RECORDS

CAREER LEADERS

SCORING AVERAGE (MIN. 1,000 POINTS)

Player	Seasons	G	Pts	Avg
1. Dan Issel	1968-70	83	2,138	25.8
2. Cotton Nash	1962-64	78	1,770	22.7
3. Kevin Grevey	1973-75	84	1,801	21.4
4. Bob Burrow	1955-56	51	1,023	20.1
5. Louie Dampier	1965-67	80	1,575	19.7
6. Bill Spivey	1950-51	63	1,213	19.3
7. Cliff Hagan	1951-52, 54	77	1,475	19.2
8. Jamal Mashburn	1990-93	98	1,843	18.8
9. Mike Casey	1968-70	82	1,535	18.7
10. Pat Riley	1965-67	80	1,464	18.3

SINGLE-SEASON LEADERS

POINTS

Player	Season	G	Avg	Pts
1. Dan Issel	1970	28	33.9	948
2. Jodie Meeks	2009	36	23.7	854
3. Jamal Mashburn	1992	36	21.3	767
4. Malik Monk	2017	38	19.8	754
5. Dan Issel	1969	28	26.6	746
6. Kevin Grevey	1975	31	23.5	730
7. Ron Mercer	1997	40	18.1	725
8. Kenny Walker	1986	36	20.0	721
9. Jamal Murray	2016	36	20.0	720
10. Jamal Mashburn	1993	34	21.0	714
11. Kenny Walker	1985	31	22.9	710
12. Alex Groza	1949	34	20.5	698
13. Cliff Hagan	1952	32	21.6	692
14. Brandon Knight	2011	38	17.3	657
15. Cotton Nash	1964	27	24.0	648

BY A FRESHMAN

1. Malik Monk	2017	38	19.8	754
2. Jamal Murray	2016	36	20.0	720
3. Brandon Knight	2011	38	17.3	657
4. John Wall	2010	37	16.6	616
5. Julius Randle	2014	40	15.0	599

BY A SOPHOMORE

1. Jamal Mashburn	1992	36	21.3	767
2. Ron Mercer	1997	40	18.1	725
3. Patrick Patterson	2009	34	17.9	609
Rex Chapman	1988	32	19.0	609
5. Cotton Nash	1962	26	23.4	608

BY A JUNIOR

1. Jodie Meeks	2009	36	23.7	854
2. Dan Issel	1969	28	26.6	746
3. Jamal Mashburn	1993	34	21.0	714
4. Kenny Walker	1985	31	22.9	710
5. Cliff Hagan	1952	32	21.6	692

BY A SENIOR

1. Dan Issel	1969-70	28	33.9	948
2. Kevin Grevey	1974-75	31	23.5	730
3. Kenny Walker	1985-86	36	20.0	721
4. Alex Groza	1948-49	34	20.5	698
5. Cotton Nash	1963-64	27	24.0	648

TEAM RECORDS

MOST POINTS SCORED

Half	86	at LSU (1/16/1996, 1st half)
Game	143	vs. Georgia (2/27/1956)
Game (both teams)	245	at Kansas (12/9/1989) [KU 150, UK 95]
Season	3,325	1996-97 [40 games]

FEWEST POINTS SCORED

Game	1	vs. Transylvania (2/5/1905)
Season	538	1924-25 [22 games]

INDIVIDUAL RECORDS

POINTS SCORED

Game	54	Jodie Meeks at Tennessee (1/13/2009)
Season	948	Dan Issel (1969-70)
Career	2,138	Dan Issel (1968-70)

HIGHEST SCORING AVERAGE

Season (min. 20 games)	33.9	Dan Issel (1969-70)
Career (min. 40 games)	25.8	Dan Issel (1968-70)

SCORING AVERAGE

Player	Season	G	Pts	Avg
1. Dan Issel	1969-70	28	948	33.86
2. Dan Issel	1968-69	28	746	26.64
3. Cotton Nash	1963-64	27	648	24.00
Cliff Hagan	1953-54	25	600	24.00
5. Jodie Meeks	2008-09	36	854	23.72
6. Kevin Grevey	1974-75	31	730	23.55
7. Cotton Nash	1961-62	26	608	23.38
8. Kenny Walker	1984-85	31	710	22.90
9. Pat Riley	1965-66	29	637	21.97
10. Kevin Grevey	1973-74	25	547	21.88

SINGLE-GAME LEADERS

POINTS

Player, Opponent (Date)	Pts
1. Jodie Meeks at Tennessee (1/13/2009)	54
2. Dan Issel at Ole Miss (2/7/1970)	53
3. Dan Issel at LSU (2/21/1970)	51
Cliff Hagan vs. Temple (12/5/1953)	51
5. Bob Burrow vs. LSU (1/14/1956)	50
6. Malik Monk vs. North Carolina (12/17/2016)	47
Dan Issel at Alabama (2/23/1970)	47
8. Jodie Meeks vs. Appalachian St. (12/20/2008) [Freedom Hall]	46
9. Jodie Meeks at Arkansas (2/14/2009)	45
10. Dan Issel vs. Notre Dame 3/12/1970 [NCAA]	44
11. Melvin Turpin vs. Georgia (3/8/1984) [SEC]	42
Melvin Turpin at Tennessee (1/31/1983)	42
Dan Issel vs. Auburn (3/2/1970)	42
Mike Pratt vs. Notre Dame (12/27/1969)	42
Louie Dampier at Vanderbilt (2/2/1966)	42
Cliff Hagan vs. Tennessee (3/1/1952)	42
17. Tayshaun Prince vs. Tulsa (3/16/2002) [NCAA]	41
Jack Givens vs. Duke (3/27/1978) [NCAA]	41
Dan Issel vs. North Carolina (12/8/1969)	41
Dan Issel at Vanderbilt (3/1/1969)	41



SCORING RECORDS

BY A FRESHMAN

1.	Malik Monk vs. North Carolina (12/17/2016)	47
2.	De'Aaron Fox vs. UCLA [NCAA] (3/24/2017)	39
3.	Malik Monk vs. Georgia (1/31/2017)	37
4.	Jamal Murray vs. Florida (2/6/2016)	35
	Terrence Jones vs. Auburn (1/11/2011)	35
6.	Kevin Knox at West Virginia (1/27/18)	34
	Malik Monk at Ole Miss (12/29/2016)	34
8.	Malik Monk vs. Florida (2/25/2017)	33
	Jamal Murray at Vanderbilt (2/27/2016)	33
	Jamal Murray vs. Ohio State (12/19/2015)	33

BY A SOPHOMORE

1.	Kevin Grevey at Georgia (2/19/1973)	40
	Bill Spivey vs. Georgia Tech (2/18/1950)	40
3.	Tom Payne vs. LSU (2/20/1971)	39
4.	Cotton Nash vs. Vanderbilt (2/19/1962)	38
5.	LeRon Ellis vs. Northwestern St. (12/7/1988)	37
	Louie Dampier vs. Iowa State (12/9/1964)	37
	Bill Spivey vs. Tennessee (3/4/1950) [SEC]	37

BY A JUNIOR

1.	Jodie Meeks at Tennessee (1/13/2009)	54
2.	Jodie Meeks vs. Appalachian St. (12/20/2008) [Freedom Hall]	46
3.	Jodie Meeks at Arkansas (2/14/2009)	45
4.	Melvin Turpin at Tennessee (1/31/1983)	42
	Louie Dampier at Vanderbilt (2/2/1966)	42
	Cliff Hagan vs. Tennessee (1/31/1952)	42

BY A SENIOR

1.	Dan Issel at Ole Miss (2/7/1970)	53
2.	Dan Issel at LSU (2/21/1970)	51
	Cliff Hagan vs. Temple (12/5/1953)	51
4.	Bob Burrow vs. LSU (1/14/1956)	50
5.	Dan Issel at Alabama (2/23/1970)	47

MOST POINTS IN FIRST VARSITY GAME

	Player, Opponent (Date)	Pts
1.	Terrence Jones vs. East Tenn. St. (11/12/2010)	28
	Mike Casey vs. Michigan (12/2/1967)	28
3.	Cotton Nash vs. Miami, Ohio (12/2/1961)	25
4.	Eric Bledsoe vs. Morehead State (11/13/2009)	24

5.	Julius Randle vs. UNC Asheville (11/8/2013)	23
	Anthony Davis vs. Marist (11/11/2011)	23
7.	Sam Bowie vs. Duke (11/17/1979)	22
8.	Doron Lamb vs. East Tenn. St. (11/12/2010)	20
	Roger Newman vs. VMI (12/1/1960)	20
10.	Jamal Murray vs. Albany (11/13/2015)	19
	John Wall vs. Miami, Ohio (11/16/2009)	19

QUICKEST TO 1,000 POINTS

	NAME	YEARS	GAMES TO 1,000	OPP. (DATE)
1.	Cotton Nash	1962-64	45	Florida (2-2-63)
2.	Dan Issel	1968-70	49	LSU (2-22-69)
3.	Bob Burrow	1955-56	51	Iowa (3-17-56)
4.	Mike Casey	1968-69, 71	51	Vanderbilt (3-1-69)
5.	Kevin Grevey	1973-75	51	Florida (2-25-74)
6.	Bill Spivey	1950-51	52	Tennessee (2-17-51)
7.	Louie Dampier	1965-67	53	Duke (3-18-66)
8.	Pat Riley	1965-67	54	UTEP (3-19-66)
9.	Cliff Hagan	1951-52, 54	57	Duke (12-21-53)
10.	Patrick Patterson	2008-09	58	Creighton (3-23-09)




YEAR-BY-YEAR SCORING

YEAR	PLAYER	CL.	G	PTS	AVG.
1922-23	Carl Riefkin	Jr.	13	133	10.2
1923-24	Jim McFarland	So.	16	157	9.8
1924-25	Jim McFarland	Jr.	20	143	7.2
1925-26	Gayle Mohney	Jr.	18	200	11.1
1926-27	Paul Jenkins	Jr.	16	98	6.1
1927-28	Cecil Combs	So.	18	186	10.3
1928-29	Stan Milward	So.	17	116	6.8
1929-30	Cecil Combs	Sr.	19	125	6.6
1930-31	Carey Spicer	Sr.	18	190	10.6
1931-32	Aggie Sale	Jr.	17	235	13.8
1932-33	Aggie Sale	Sr.	24	324	13.5
1933-34	John "Frenchy" De Moisey	Sr.	17	212	12.5
1934-35	Leroy Edwards	So.	21	343	16.3
1935-36	Ralph Carlisle	So.	21	241	11.5
1936-37	Ralph Carlisle	Jr.	21	208	9.9
1937-38	Joe Hagan	Sr.	18	184	10.2
1938-39	Fred Curtis	Sr.	20	183	9.2
1939-40	Mickey Rouse	Sr.	21	175	8.3
1940-41	Jim King	Jr.	25	151	6.0
1941-42	Marvin Akers	Jr.	25	190	7.6
1942-43	Milt Ticco	Sr.	23	233	10.1
1943-44	Bob Brannum	Fr.	21	254	12.1
1944-45	Jack Tingle	So.	26	293	11.3
1945-46	Jack Parkinson	Jr.	30	339	11.3
1946-47	Alex Groza	So.	37	393	10.6
1947-48	Ralph Beard	Jr.	38	476	12.5
1948-49	Alex Groza	Sr.	34	698	20.5
1949-50	Bill Spivey	So.	30	578	19.3
1950-51	Bill Spivey	Jr.	33	635	19.2
1951-52	Cliff Hagan	Jr.	32	692	21.6
1953-54	Cliff Hagan	Sr.	25	600	24.0
1954-55	Bob Burrow	Jr.	26	495	19.0
1955-56	Bob Burrow	Sr.	25	528	21.1
1956-57	Johnny Cox	So.	28	544	19.4
1957-58	Vernon Hatton	Sr.	29	496	17.1
1958-59	Johnny Cox	Sr.	27	485	17.9
1959-60	Billy Ray Lickert	Jr.	20	288	14.4
1960-61	Billy Ray Lickert	Sr.	28	450	16.0
1961-62	Cotton Nash	So.	26	608	23.4
1962-63	Cotton Nash	Jr.	25	514	20.6
1963-64	Cotton Nash	Sr.	27	648	24.0
1964-65	Louie Dampier	So.	25	426	17.0
1965-66	Pat Riley	Jr.	29	637	22.0
1966-67	Louie Dampier	Sr.	26	537	20.6
1967-68	Mike Casey	So.	27	541	20.1
1968-69	Dan Issel	Jr.	28	746	26.6
1969-70	Dan Issel	Sr.	28	948	33.9
1970-71	Tom Parker	Jr.	28	492	17.6
1971-72	Jim Andrews	Jr.	28	602	21.5
1972-73	Jim Andrews	Sr.	28	562	20.1
1973-74	Kevin Grevey	Jr.	25	547	21.9

YEAR	PLAYER	CL.	G	PTS	AVG.
1974-75	Kevin Grevey	Sr.	31	730	23.6
1975-76	Jack Givens	So.	30	602	20.1
1976-77	Jack Givens	Jr.	30	566	18.9
1977-78	Jack Givens	Sr.	32	578	18.1
1978-79	Kyle Macy	Jr.	31	470	15.2
1979-80	Kyle Macy	Sr.	35	540	15.4
1980-81	Sam Bowie	So.	28	488	17.4
1981-82	Derrick Hord	Jr.	30	490	16.3
1982-83	Melvin Turpin	Jr.	31	468	15.1
1983-84	Melvin Turpin	Sr.	34	518	15.2
1984-85	Kenny Walker	Jr.	31	710	22.9
1985-86	Kenny Walker	Sr.	36	721	20.0
1986-87	Rex Chapman	Fr.	29	464	16.0
1987-88	Rex Chapman	So.	32	609	19.0
1988-89	LeRon Ellis	So.	32	511	16.0
1989-90	Derrick Miller	Sr.	28	538	19.2
1990-91	John Pelphrey	Jr.	28	404	14.4
1991-92	Jamal Mashburn	So.	36	767	21.3
1992-93	Jamal Mashburn	Jr.	34	714	21.0
1993-94	Tony Delk	So.	34	564	16.6
1994-95	Tony Delk	Jr.	33	551	16.7
1995-96	Tony Delk	Sr.	36	639	17.8
1996-97	Ron Mercer	So.	40	725	18.1
1997-98	Jeff Sheppard	Sr.	39	521	13.7
1998-99	Scott Padgett	Sr.	37	467	12.6
1999-00	Jamaal Magloire	Sr.	33	435	13.2
2000-01	Keith Bogans	So.	34	577	17.0
2001-02	Tayshaun Prince	Sr.	32	560	17.5
2002-03	Keith Bogans	Sr.	36	564	15.7
2003-04	Gerald Fitch	Sr.	29	470	16.2
2004-05	Kelenna Azubuike	Jr.	34	499	14.7
2005-06	Rajon Rondo	So.	34	380	11.2
2006-07	Randolph Morris	Jr.	34	546	16.1
2007-08	Joe Crawford	Sr.	30	538	17.9
2008-09	Jodie Meeks	Jr.	36	854	23.7
2009-10	John Wall	Fr.	37	616	16.6
2010-11	Brandon Knight	Fr.	38	657	17.3
2011-12	Anthony Davis	Fr.	40	567	14.2
2012-13	Archie Goodwin	Fr.	33	466	14.1
2013-14	Julius Randle	Fr.	40	599	15.0
2014-15	Aaron Harrison	So.	39	430	11.0
2015-16	Jamal Murray	Fr.	36	720	20.0
2016-17	Malik Monk	Fr.	38	754	19.8
2017-18	Kevin Knox	Fr.	37	576	15.6

1,000-POINT SCORERS




1 - DAN ISSEL - 2,138 POINTS

YEAR	G	FGM	FGA	Pct.	FTM	FTA	Pct.	TP	Avg.
1967-68	27	171	390	43.8	102	154	66.2	444	16.4
1968-69	28	285	534	53.4	176	232	75.9	746	26.6
1969-70	28	369	667	55.3	210	275	76.4	948	33.9
Totals	83	825	1591	51.9	488	661	73.8	2138	25.8



2 - KENNY WALKER - 2,080 POINTS

YEAR	G	FGM	FGA	Pct.	FTM	FTA	Pct.	TP	Avg.
1982-83	31	88	144	61.1	51	77	66.2	227	7.3
1983-84	34	171	308	55.5	80	109	73.4	422	12.4
1984-85	31	246	440	55.9	218	284	76.8	710	22.9
1985-86	36	260	447	58.2	201	263	76.4	721	20.0
Totals	132	765	1339	57.1	550	733	75.0	2080	15.8




3 - JACK GIVENS - 2,038 POINTS

YEAR	G	FGM	FGA	Pct.	FTM	FTA	Pct.	TP	Avg.
1974-75	31	126	255	49.4	40	54	74.1	292	9.4
1975-76	30	243	494	49.2	116	140	82.9	602	20.1
1976-77	30	236	459	51.4	94	113	83.2	566	18.9
1977-78	32	238	430	55.4	102	134	76.2	578	18.1
Totals	123	843	1638	51.5	352	441	79.8	2038	16.6




4 - KEITH BOGANS - 1,923 POINTS

YEAR	G	FGM	FGA	Pct.	3FG	3FGA	Pct.	FTM	FTA	Pct.	TP	Avg.
1999-00	33	138	339	40.7	48	164	29.3	87	135	64.4	411	12.5
2000-01	34	210	444	47.3	74	205	36.1	83	119	69.7	577	17.0
2001-02	32	129	327	39.4	52	165	31.5	61	91	67.0	371	11.6
2002-03	36	194	425	45.6	80	209	38.3	96	130	73.8	564	15.7
Totals	135	671	1535	43.7	254	743	34.2	327	475	68.8	1923	14.2



5 - TONY DELK - 1,890 POINTS

YEAR	G	FGM	FGA	Pct.	3FG	3FGA	Pct.	FTM	FTA	Pct.	TP	Avg.
1992-93	30	47	104	45.2	18	51	35.3	24	33	72.7	136	4.6
1993-94	34	200	440	45.5	95	254	37.4	69	108	63.9	564	16.6
1994-95	33	207	433	47.8	77	197	39.1	60	89	67.4	551	16.7
1995-96	36	229	464	49.4	93	210	44.3	88	110	80.0	639	17.8
Totals	133	683	1441	47.4	283	712	39.7	241	340	70.9	1890	14.2



6 - JAMAL MASHBURN - 1,843 POINTS

YEAR	G	FGM	FGA	Pct.	3FG	3FGA	Pct.	FTM	FTA	Pct.	TP	Avg.
1990-91	28	137	289	47.4	24	82	29.3	64	88	72.7	362	12.9
1991-92	36	279	492	56.7	58	132	43.9	151	213	70.9	767	21.3
1992-93	34	259	526	49.2	66	180	36.7	130	194	67.0	714	21.0
Totals	98	675	1307	51.6	148	394	37.6	345	495	69.7	1843	18.8

**7 - KEVIN GREVEY - 1,801 POINTS**

YEAR	G	FGM	FGA	Pct.	FTM	FTA	Pct.	TP	Avg.
1972-73	28	236	441	53.5	52	76	68.4	524	18.7
1973-74	25	232	457	50.8	83	100	83.0	547	21.9
1974-75	31	303	592	51.2	124	157	79.0	730	23.6
Totals	84	771	1490	51.7	259	333	77.8	1801	21.4

**8 - TAYSHAUN PRINCE - 1,775 POINTS**


YEAR	G	FGM	FGA	Pct.	3FG	3FGA	Pct.	FTM	FTA	Pct.	TP	Avg.
1998-99	37	82	198	41.4	29	101	28.7	21	32	65.6	214	5.8
1999-00	32	153	362	42.3	46	150	30.7	74	105	70.5	426	13.3
2000-01	34	207	418	49.5	64	179	35.8	97	115	84.3	575	16.9
2001-02	32	206	441	46.7	65	191	34.0	83	118	70.3	560	17.5
Totals	135	648	1419	45.7	204	621	32.9	275	370	74.3	1775	13.1

**9 - COTTON NASH - 1,770 POINTS**

YEAR	G	FGM	FGA	Pct.	FTM	FTA	Pct.	TP	Avg.
1961-62	26	221	489	45.2	166	218	76.1	608	23.4
1962-63	25	176	471	37.3	162	236	68.6	514	20.6
1963-64	27	248	588	42.1	152	198	76.7	648	24.0
Totals	78	645	1548	41.7	480	652	73.6	1770	22.7

**10 - ALEX GROZA - 1,744 POINTS**

YEAR	G	FGM	FGA	Pct.	FTM	FTA	Pct.	TP	Avg.
1944-45	10	62			41	57	71.9	165	16.5
1946-47	37	146	372	38.2	101	160	63.1	393	10.6
1947-48	39	200	530	37.7	88	140	62.9	488	12.5
1948-49	34	259	612	42.3	180	248	72.6	698	20.5
Totals	120	667			410	605	67.8	1744	14.5

**11 - ED DAVENDER - 1,637 POINTS**


YEAR	G	FGM	FGA	Pct.	3FG	3FGA	Pct.	FTM	FTA	Pct.	TP	Avg.
1984-85	31	93	226	41.2	0	0	0.0	78	106	73.6	264	8.5
1985-86	36	155	354	43.8	0	0	0.0	104	131	79.4	414	11.5
1986-87	29	160	357	44.8	15	59	25.4	107	145	73.8	442	15.2
1987-88	33	173	371	46.6	22	72	30.6	149	171	87.1	517	19.0
Totals	129	581	1308	44.4	37	131	26.0	438	553	79.2	1637	12.7

**12 - LOUIE DAMPIER - 1,575 POINTS**

YEAR	G	FGM	FGA	Pct.	FTM	FTA	Pct.	TP	Avg.
1964-65	25	171	334	51.2	84	100	84.0	426	17.0
1965-66	29	249	482	51.6	114	137	83.2	612	21.1
1966-67	26	219	443	49.4	99	119	83.1	537	20.6
Totals	80	639	1259	50.8	297	356	83.4	1575	19.7


13 - PATRICK PATTERSON - 1,564 POINTS

YEAR	G	FGM	FGA	Pct.	3FG	3FGA	Pct.	FTM	FTA	Pct.	TP	Avg.
2007-08	25	162	282	57.4	0	3	0.0	87	119	73.1	411	16.4
2008-09	34	240	398	60.3	0	1	0.0	129	168	76.8	609	17.9
2009-10	38	215	374	57.5	24	69	34.8	90	130	69.2	544	14.3
Totals	97	617	1054	58.5	24	73	32.9	306	417	73.4	1564	16.1


14 - MIKE CASEY - 1,535 POINTS

YEAR	G	FGM	FGA	Pct.	FTM	FTA	Pct.	TP	Avg.
1967-68	27	231	474	48.9	79	96	82.3	541	20.0
1968-69	28	228	494	46.2	78	103	75.7	534	19.1
1970-71	27	188	373	50.4	84	108	77.8	460	17.0
Totals	82	647	1341	48.2	241	307	78.5	1535	18.7


15 - RALPH BEARD - 1,517 POINTS


YEAR	G	FGM	FGA	Pct.	FTM	FTA	Pct.	TP	Avg.
1945-46	30	111			57	110	51.8	279	9.3
1946-47	37	157	469	33.5	78	115	76.8	392	10.6
1947-48	38	194	536	36.2	88	149	59.1	476	12.5
1948-49	34	144	481	29.9	82	115	71.3	370	10.9
Totals	139	606			305	289	62.4	1517	10.9


16 - MELVIN TURPIN - 1,509 POINTS

YEAR	G	FGM	FGA	Pct.	FTM	FTA	Pct.	TP	Avg.
1980-81	28	50	95	52.6	31	44	70.5	131	4.7
1981-82	30	160	275	58.2	72	106	67.9	392	13.1
1982-83	31	192	311	61.7	84	125	67.2	468	15.1
1983-84	34	224	378	59.3	70	94	74.5	518	15.2
Totals	123	626	1059	59.1	257	369	69.6	1509	12.3


17 - CLIFF HAGAN - 1,475 POINTS

YEAR	G	FGM	FGA	Pct.	FTM	FTA	Pct.	TP	Avg.
1950-51	20	69	188	36.7	45	61	73.8	183	9.2
1951-52	32	264	633	41.7	164	235	69.8	692	21.6
1953-54	25	234	514	45.5	132	191	69.1	600	24.0
Totals	77	567	1335	42.5	341	487	70.0	1475	19.2


18 - PAT RILEY - 1,464 POINTS


YEAR	G	FGM	FGA	Pct.	FTM	FTA	Pct.	TP	Avg.
1964-65	25	160	370	43.2	55	89	61.8	375	15.0
1965-66	29	265	514	51.5	107	153	69.9	637	21.9
1966-67	26	165	373	44.2	122	156	78.2	452	17.4
Totals	80	590	1257	46.9	284	398	71.4	1464	18.3

**19 - JOHNNY COX - 1,461 POINTS**


YEAR	G	FGM	FGA	Pct.	FTM	FTA	Pct.	TP	Avg.
1956-57	28	203	490	41.4	138	180	76.7	544	19.4
1957-58	29	173	471	36.7	86	115	74.8	432	14.9
1958-59	27	188	464	40.5	109	146	74.6	485	17.9
Totals	84	564	1425	40.0	333	441	75.5	1461	17.4

**20 - JOE CRAWFORD - 1,438 POINTS**

YEAR	G	FGM	FGA	Pct.	3FG	3FGA	Pct.	FTM	FTA	PCT.	TP	Avg.
2004-05	31	35	97	36.1	13	49	26.5	15	26	57.7	98	3.2
2005-06	32	111	270	41.1	47	130	36.2	56	78	71.8	325	10.2
2006-07	34	178	401	44.4	63	180	35.0	58	91	63.7	477	14.0
2007-08	30	188	401	46.9	63	173	36.4	99	130	76.2	538	17.9
Totals	127	512	1169	43.8	186	532	35.0	228	325	70.2	1,438	11.3

**21 - KYLE MACY - 1,411 POINTS**

YEAR	G	FGM	FGA	Pct.	FTM	FTA	Pct.	TP	Avg.
1977-78	32	143	267	53.6	115	129	89.2	401	12.5
1978-79	31	179	355	50.4	112	129	86.8	470	15.2
1979-80	35	218	415	52.5	104	114	91.2	540	15.4
Totals	98	540	1037	52.1	331	372	89.0	1411	14.4

**22 - WINSTON BENNETT - 1,399 POINTS**

YEAR	G	FGM	FGA	Pct.	3FG	3FGA	Pct.	FTM	FTA	PCT.	TP	Avg.
1983-84	34	67	156	42.9	0	0	0.0	88	126	69.8	222	6.5
1984-85	30	82	191	42.9	0	0	0.0	52	77	67.5	216	7.2
1985-86	36	171	338	50.6	0	0	0.0	115	158	72.8	457	12.7
1987-88	33	195	380	51.3	1	2	50.0	113	155	72.9	504	15.3
Totals	133	515	1065	48.4	1	2	50.0	368	516	71.3	1399	10.5

**23 - RICK ROBEY - 1,395 POINTS**


YEAR	G	FGM	FGA	Pct.	FTM	FTA	Pct.	TP	Avg.
1974-75	31	135	248	54.4	51	63	81.0	321	10.4
1975-76	12	73	130	56.2	41	56	73.2	187	15.6
1976-77	30	158	276	57.3	111	161	68.9	427	14.2
1977-78	32	167	263	63.5	126	175	72.0	460	14.4
Totals	105	533	917	58.1	329	455	72.3	1395	13.3

**24 - GERALD FITCH - 1,391 POINTS**

YEAR	G	FGM	FGA	Pct.	3FG	3FGA	Pct.	FTM	FTA	PCT.	TP	Avg.
2000-01	34	76	167	45.5	29	71	40.9	49	71	69.0	230	6.8
2001-02	28	85	187	45.5	30	87	34.5	48	69	69.6	248	8.9
2002-03	36	152	322	47.2	61	147	41.5	78	102	76.5	443	12.3
2003-04	29	148	343	43.1	79	197	40.1	95	125	76.0	470	16.2
Totals	127	461	1019	45.2	199	502	39.6	270	367	73.6	1391	11.0


25 - MIKE PHILLIPS - 1,367 POINTS

YEAR	G	FGM	FGA	Pct.	FTM	FTA	Pct.	TP	AVG.
1974-75	31	108	212	50.9	26	47	55.3	242	7.8
1975-76	30	199	367	54.2	69	117	59.0	467	15.6
1976-77	28	144	261	55.2	54	88	61.4	342	12.2
1977-78	31	125	210	59.5	66	87	75.9	316	10.2
Totals	120	576	1050	54.9	215	339	63.4	1367	11.4


26 - MIKE PRATT - 1,359 POINTS

YEAR	G	FGM	FGA	Pct.	FTM	FTA	Pct.	TP	AVG.
1967-68	27	152	334	45.5	76	111	68.5	380	14.1
1968-69	26	173	321	53.9	93	132	70.5	439	16.9
1969-70	28	219	470	46.6	102	145	70.3	540	19.3
Totals	81	544	1125	48.4	271	388	69.8	1359	16.8


27 - FRANK RAMSEY - 1,344 POINTS

YEAR	G	FGM	FGA	Pct.	FTM	FTA	Pct.	TP	AVG.
1950-51	34	135	413	32.7	75	123	60.9	345	10.1
1951-52	32	185	470	39.3	139	214	64.9	509	15.9
1953-54	25	179	430	41.6	132	181	72.9	490	19.6
Totals	91	499	1313	38.0	346	518	66.8	1344	14.8


28 - RAMEL BRADLEY - 1,326 POINTS

YEAR	G	FGM	FGA	Pct.	3FG	3FGA	Pct.	FTM	FTA	Pct.	TP	AVG.
2004-05	34	51	134	38.1	22	65	33.8	31	44	70.5	155	4.6
2005-06	30	81	201	40.3	28	93	30.1	46	59	78.0	236	7.9
2006-07	34	141	336	42.0	69	188	36.7	106	130	81.5	457	13.4
2007-08	30	139	330	42.1	58	153	37.9	142	171	83.0	478	15.9
Totals	128	412	1001	41.2	177	499	35.5	325	404	80.4	1326	10.4


29 - JIM ANDREWS - 1,320 POINTS

YEAR	G	FGM	FGA	Pct.	FTM	FTA	Pct.	TP	AVG.
1970-71	24	64	122	52.5	28	45	62.2	156	6.5
1971-72	28	236	409	57.7	130	186	69.9	602	21.5
1972-73	28	243	434	56.0	76	110	69.1	562	20.1
Totals	80	543	965	56.3	234	341	68.6	1320	16.5


30 - SAM BOWIE - 1,285 POINTS

YEAR	G	FGM	FGA	Pct.	FTM	FTA	Pct.	TP	AVG.
1979-80	34	165	311	53.1	110	144	76.4	440	12.9
1980-81	28	185	356	52.0	118	164	72.0	488	17.4
1983-84	34	133	258	51.6	91	126	72.2	357	10.5
Totals	96	483	925	52.2	319	434	73.5	1285	13.4

**31 - JIM MASTER - 1,283 POINTS**

YEAR	G	FGM	FGA	Pct.	FTM	FTA	Pct.	TP	Avg.
1980-81	27	64	142	45.1	48	56	85.7	176	6.5
1981-82	30	153	315	48.1	95	106	89.6	401	13.4
1982-83	31	166	313	53.0	56	69	81.2	388	12.5
1983-84	33	129	284	45.4	60	74	81.1	318	9.6
Totals	121	512	1054	48.6	259	305	84.9	1283	10.6

**32 - JOHN PELPHEY - 1,257 POINTS**

YEAR	G	FGM	FGA	Pct.	3FG	3FGA	Pct.	FTM	FTA	PCT.	TP	Avg.
1988-89	22	14	24	40.0	2	5	40.0	8	13	61.5	38	1.7
1989-90	28	112	259	43.2	44	120	36.7	97	129	75.2	365	13.0
1990-91	28	131	303	43.2	62	164	37.8	80	102	78.4	404	14.4
1991-92	36	145	296	49.0	52	144	36.1	108	139	77.7	450	12.5
Totals	114	402	882	45.6	160	433	37.0	293	383	76.5	1257	11.0

**33 - SCOTT PADGETT - 1,252 POINTS**


YEAR	G	FGM	FGA	Pct.	3FG	3FGA	Pct.	FTM	FTA	PCT.	TP	Avg.
1994-95	14	7	27	25.9	4	13	30.8	10	12	83.3	28	2.0
1996-97	32	100	244	41.0	47	138	34.1	61	80	76.3	308	9.6
1997-98	39	161	338	47.6	40	107	37.4	87	102	85.3	449	11.5
1998-99	37	156	335	46.6	61	160	38.1	94	138	68.1	467	12.6
Totals	122	424	944	44.9	152	418	36.4	252	332	75.9	1252	10.3

**34 - DARIUS MILLER - 1,248 POINTS**


YEAR	G	FGM	FGA	Pct.	3FG	3FGA	Pct.	FTM	FTA	PCT.	TP	Avg.
2008-09	36	66	161	41.0	18	54	33.3	41	51	80.4	191	5.3
2009-10	38	86	215	40.0	43	128	33.6	31	39	79.5	246	6.5
2010-11	38	149	312	47.8	58	131	44.3	58	68	85.3	414	10.9
2011-12	40	143	302	47.4	56	149	37.9	55	69	79.7	397	9.9
Totals	152	444	990	44.8	175	462	37.9	185	227	81.5	1248	8.2

**35 - JODIE MEEKS - 1,246 POINTS**

YEAR	G	FGM	FGA	Pct.	3FG	3FGA	Pct.	FTM	FTA	PCT.	TP	Avg.
2006-07	34	95	227	41.9	44	121	36.4	61	68	89.7	295	8.7
2007-08	11	27	88	30.7	16	50	32.0	27	34	79.4	97	8.8
2008-09	36	263	568	46.3	117	288	40.6	211	234	90.2	854	23.7
Totals	152	444	990	44.8	175	462	37.9	185	227	81.5	1248	8.2

**36 - TOM PARKER - 1,238 POINTS**

YEAR	G	FGM	FGA	Pct.	FTM	FTA	Pct.	TP	Avg.
1969-70	25	117	232	50.4	26	35	74.3	260	10.4
1970-71	28	209	413	50.6	74	91	81.3	492	17.6
1971-72	27	203	429	47.3	80	101	79.2	486	18.0
Totals	80	529	1074	49.3	180	227	79.3	1238	15.5


37 - DERON FELDHAUS - 1,231 POINTS

YEAR	G	FGM	FGA	Pct.	3FG	3FGA	Pct.	FTM	FTA	Pct.	TP	Avg.
1988-89	32	48	100	48.0	2	6	33.3	20	31	64.5	118	3.7
1989-90	28	135	273	49.5	32	88	36.4	101	134	75.4	403	14.4
1990-91	28	106	203	52.2	29	74	39.2	60	88	69.3	301	10.8
1991-92	36	138	290	47.6	48	128	37.5	85	107	79.4	409	11.4
Totals	124	427	866	49.3	111	296	37.5	267	360	74.2	1231	9.6


38 - DERRICK HORD - 1,220 POINTS

YEAR	G	FGM	FGA	Pct.	FTM	FTA	Pct.	TP	Avg.
1979-80	35	78	166	47.0	49	64	76.6	205	5.9
1980-81	28	97	239	40.6	54	72	75.0	248	8.9
1981-82	30	194	394	49.2	102	131	77.9	490	16.3
1982-83	31	106	211	50.2	65	79	82.3	277	8.9
Totals	124	475	1010	47.0	270	346	78.0	1220	9.8


39 - BILL SPIVEY - 1,213 POINTS

YEAR	G	FGM	FGA	Pct.	FTM	FTA	Pct.	TP	Avg.
1949-50	30	255	619	36.3	128	176	72.7	578	19.3
1950-51	33	252	632	39.9	131	211	62.0	635	19.2
Totals	63	477	1251	38.1	259	387	66.9	1213	19.3


40 - CHUCK HAYES - 1,211 POINTS

YEAR	G	FGM	FGA	Pct.	3FG	3FGA	Pct.	FTM	FTA	Pct.	TP	Avg.
2001-02	32	67	145	46.2	6	22	27.3	48	65	73.8	188	5.9
2002-03	36	110	225	48.9	8	33	24.2	82	104	78.8	310	8.6
2003-04	32	131	246	53.3	3	12	25.0	77	113	68.1	342	10.7
2004-05	34	144	283	50.9	2	11	18.2	81	111	73.0	371	10.9
Totals	134	452	899	50.3	19	78	24.4	288	393	73.3	1211	9.0


41 - RODRICK RHODES - 1,209 POINTS


YEAR	G	FGM	FGA	Pct.	3FG	3FGA	Pct.	FTM	FTA	Pct.	TP	Avg.
1992-93	33	101	224	45.1	27	70	38.6	70	101	69.3	299	9.1
1993-94	33	142	326	43.6	32	117	27.4	167	215	77.7	483	14.6
1994-95	33	130	333	39.0	39	110	35.5	128	164	78.0	427	12.9
Totals	99	373	883	42.2	98	297	32.9	365	480	76.0	1209	12.2


42 - WAYNE TURNER - 1,170 POINTS

YEAR	G	FGM	FGA	Pct.	3FG	3FGA	Pct.	FTM	FTA	Pct.	TP	Avg.
1995-96	35	65	122	53.3	1	4	25.0	25	40	62.5	156	4.5
1996-97	40	112	240	46.7	4	15	26.7	36	68	52.9	264	6.6
1997-98	39	137	285	48.1	21	57	36.8	67	108	62.0	362	9.3
1998-99	37	141	285	49.5	12	43	27.9	94	137	68.6	388	10.5
Totals	151	455	932	48.8	38	119	31.9	222	353	62.9	1170	7.7

**43 - REGGIE HANSON - 1,167 POINTS**

YEAR	G	FGM	FGA	Pct.	3FG	3FGA	Pct.	FTM	FTA	PCT.	TP	Avg.
1987-88	16	6	17	35.3	0	0	0.0	9	10	90.0	21	1.3
1988-89	29	114	222	51.4	0	0	0.0	57	76	75.0	285	9.8
1989-90	28	165	332	49.7	35	96	36.5	94	127	74.0	459	16.4
1990-91	28	142	274	51.8	15	47	31.9	103	145	71.0	402	14.4
Totals	101	427	845	50.5	50	143	34.9	263	357	73.7	1167	11.6

**44 - DERRICK MILLER - 1,156 POINTS**

YEAR	G	FGM	FGA	Pct.	3FG	3FGA	Pct.	FTM	FTA	PCT.	TP	Avg.
1986-87	29	55	141	39.0	35	81	43.2	6	14	42.9	151	5.2
1987-88	16	8	38	21.1	3	24	12.5	2	3	66.7	21	1.3
1988-89	32	170	373	45.6	54	139	38.8	52	71	73.2	446	13.9
1989-90	28	198	502	39.4	99	289	34.3	43	57	75.4	538	19.2
Totals	105	431	1054	40.9	191	533	35.8	103	145	71.0	1156	11.0

**45 - VERNON HATTON - 1,153 POINTS**

YEAR	G	FGM	FGA	Pct.	FTM	FTA	Pct.	TP	Avg.
1955-56	26	123	249	49.4	100	150	66.7	346	13.3
1956-57	21	112	255	43.9	87	119	73.1	311	14.8
1957-58	29	192	458	41.9	112	144	77.8	496	17.1
Totals	76	427	962	44.4	299	413	72.4	1153	15.2

**46 - WALLACE JONES - 1,151 POINTS**


YEAR	G	FGM	FGA	Pct.	FTM	FTA	Pct.	TP	Avg.
1945-46	30	105			80	126	63.5	290	9.7
1946-47	29	87	302	28.8	43	78	55.1	217	7.5
1947-48	36	133	427	31.3	69	103	67.0	335	9.3
1948-49	32	130	440	29.5	49	75	65.3	309	9.7
Totals	127	455			241	382	63.1	1151	9.1

**47 - RANDOLPH MORRIS - 1,123 POINTS**


YEAR	G	FGM	FGA	Pct.	3FG	3FGA	Pct.	FTM	FTA	PCT.	TP	Avg.
2004-05	34	105	199	52.8	0	0	0.0	88	143	61.5	298	8.8
2005-06	21	110	181	60.8	0	0	0.0	59	86	68.6	279	13.3
2006-07	34	202	341	59.2	0	1	0.0	142	208	68.3	546	16.1
Totals	89	417	721	57.8	0	1	0.0	289	437	66.1	1123	12.6

**48 - JEFF SHEPPARD - 1,091 POINTS**

YEAR	G	FGM	FGA	Pct.	3FG	3FGA	Pct.	FTM	FTA	PCT.	TP	Avg.
1993-94	29	40	72	55.6	7	19	36.8	20	31	64.5	107	3.7
1994-95	33	99	225	44.0	28	78	35.9	49	65	75.4	275	8.3
1995-96	34	65	125	52.0	22	44	50.0	36	58	62.1	188	5.5
1997-98	38	186	419	44.4	71	189	37.6	78	111	70.3	521	13.7
Totals	134	390	841	46.4	128	330	38.8	183	265	69.1	1091	8.1


49 - BILLY RAY LICKERT - 1,076 POINTS

YEAR	G	FGM	FGA	Pct.	FTM	FTA	Pct.	TP	Avg.
1958-59	25	126	291	43.2	86	117	73.5	338	12.5
1959-60	20	110	274	40.1	68	95	71.6	288	14.4
1960-61	28	166	395	42.0	118	152	77.6	450	16.0
Totals	73	402	960	41.9	272	364	74.7	1076	14.7


50 - REX CHAPMAN - 1,073 POINTS

YEAR	G	FGM	FGA	Pct.	3FG	3FGA	Pct.	FTM	FTA	PCT.	TP	Avg.
1986-87	29	173	390	44.4	68	176	38.6	50	68	73.5	464	16.0
1987-88	32	231	461	50.1	66	159	41.5	81	102	79.4	609	19.0
Totals	61	404	851	47.5	134	335	40.0	131	170	77.1	1073	17.6


51 - DIRK MINNIEFIELD - 1,069 POINTS

YEAR	G	FGM	FGA	Pct.	FTM	FTA	Pct.	TP	Avg.
1979-80	34	68	142	47.9	35	49	71.4	171	5.0
1980-81	28	118	213	55.4	55	63	87.3	291	10.4
1981-82	30	128	251	51.0	84	111	75.7	340	11.3
1982-83	31	108	199	54.3	51	68	75.0	267	8.6
Totals	123	422	805	52.4	225	291	77.3	1069	8.7


52 - TERENCE JONES - 1,064 POINTS


YEAR	G	FGM	FGA	Pct.	3FG	3FGA	Pct.	FTM	FTA	PCT.	TP	Avg.
2010-11	38	206	466	44.2	26	79	32.9	157	243	64.6	595	15.7
2011-12	38	177	354	50.0	16	49	32.7	99	158	62.7	469	12.3
Totals	76	383	820	46.7	42	128	32.8	256	401	63.8	1064	14.0


53 - JAMAAL MAGLOIRE - 1,064 POINTS

YEAR	G	FGM	FGA	Pct.	FTM	FTA	Pct.	TP	Avg.
1996-97	40	75	153	49.0	45	82	54.9	195	4.9
1997-98	38	77	158	48.7	43	64	67.2	197	5.2
1998-99	34	94	177	53.1	49	85	57.6	237	7.0
1999-00	33	148	296	50.0	139	203	68.5	435	13.2
Totals	145	394	784	50.3	276	434	63.6	1064	7.3


54 - ERIK DANIELS - 1,053 POINTS

YEAR	G	FGM	FGA	Pct.	3FG	3FGA	Pct.	FTM	FTA	PCT.	TP	Avg.
2000-01	33	64	133	56.6	5	18	27.8	38	63	60.3	171	5.2
2001-02	36	46	110	41.8	3	19	15.8	17	31	54.8	112	3.7
2002-03	32	136	240	56.7	4	13	30.8	29	46	63.0	305	9.5
2003-04	32	201	346	58.1	7	23	30.4	56	89	62.9	465	14.5
Totals	127	447	809	55.3	19	73	26.0	140	229	61.1	1053	8.3

**55 - JIM LINE - 1,041 POINTS**


YEAR	G	FGM	FGA	Pct.	FTM	FTA	Pct.	TP	Avg.
1946-47	35	86	209	41.1	27	40	67.5	199	5.7
1947-48	38	107	296	36.1	51	62	82.2	265	7.0
1948-49	32	70	195	35.8	43	51	84.3	183	5.7
1949-50	30	155	369	42.0	84	122	69.6	394	13.1
Totals	135	418	1069	39.1	205	275	74.5	1041	7.7

**56 - BOB BURROW - 1,023 POINTS**


YEAR	G	FGM	FGA	Pct.	FTM	FTA	Pct.	TP	Avg.
1954-55	26	198	473	41.9	99	159	62.3	495	19.0
1955-56	25	207	463	44.7	114	171	66.7	528	21.1
Totals	51	405	936	43.3	213	330	64.5	1023	20.1

**57 - DORON LAMB - 1,018 POINTS**

YEAR	G	FGM	FGA	Pct.	3FG	3FGA	Pct.	FTM	FTA	Pct.	TP	Avg.
2010-11	38	161	324	49.7	68	140	48.6	79	100	79.0	469	12.3
2011-12	40	175	369	47.4	76	163	46.6	123	149	82.6	549	13.7
Totals	78	336	693	48.5	144	303	47.5	202	249	81.1	1018	13.1

**58 - RON MERCER - 1,013 POINTS**

YEAR	G	FGM	FGA	Pct.	3FG	3FGA	Pct.	FTM	FTA	Pct.	TP	Avg.
1995-96	36	107	234	45.7	23	68	33.8	51	65	78.5	288	8.0
1996-97	40	297	603	49.3	49	141	34.8	82	105	78.1	725	18.1
Totals	76	404	837	48.3	72	209	34.4	133	170	78.2	1013	13.3

**59 - JIMMY DAN CONNER - 1,009 POINTS**

YEAR	G	FGM	FGA	Pct.	FTM	FTA	Pct.	TP	Avg.
1972-73	28	136	286	47.6	41	66	62.1	313	11.2
1973-74	26	128	246	52.0	56	83	67.5	312	12.0
1974-75	31	171	338	50.6	42	69	60.9	384	12.4
Totals	85	435	870	50.0	139	218	63.8	1009	11.9

**60 - BOBBY WATSON - 1,001 POINTS**

YEAR	G	FGM	FGA	Pct.	FTM	FTA	Pct.	TP	Avg.
1949-50	30	84	269	31.2	59	90	65.5	227	7.6
1950-51	34	151	460	32.8	51	68	75.0	353	10.4
1951-52	32	184	517	35.6	53	80	66.2	421	13.1
Totals	96	419	1246	33.6	163	238	68.5	1001	10.4



FIELD GOALS RECORDS

CAREER LEADERS

FIELD GOALS MADE

Player	Seasons	G	FGA	FGM
1. Jack Givens	1975-78	123	1,683	843
2. Dan Issel	1968-70	83	1,591	825
3. Kevin Grevey	1973-75	84	1,490	771
4. Kenny Walker	1983-86	132	1,339	765
5. Tony Delk	1993-96	133	1,441	683
6. Jamal Mashburn	1990-93	98	1,307	675
7. Keith Bogans	2000-03	135	1,535	671
8. Alex Groza	1947-49	120	1,514	667
9. Tayshaun Prince	1999-02	135	1,419	648
10. Mike Casey	1968-69, 71	82	1,341	647

FIELD GOALS ATTEMPTED

Player	Seasons	G	FGM	FGA
1. Jack Givens	1975-78	123	843	1,683
2. Ralph Beard	1946-49	139	606	1,597
3. Dan Issel	1968-70	83	825	1,591
4. Alex Groza	1947-49	120	667	1,514
5. Cotton Nash	1962-64	78	645	1,548
6. Keith Bogans	2000-03	135	671	1,535
7. Kevin Grevey	1973-75	84	771	1,490
8. Tony Delk	1993-96	133	683	1,441
9. Johnny Cox	1957-59	84	564	1,425
10. Tayshaun Prince	1999-02	135	648	1,419

FIELD-GOAL PERCENTAGE (MIN. 400 ATTEMPTS)

Player	Seasons	FGM	FGA	Pct
1. Marquis Estill	2001-03	365	607	.6013
2. Willie Cauley-Stein	2013-15	346	583	.5934
3. Charles Hurt	1980-83	303	511	.5930
4. Melvin Turpin	1981-84	626	1,059	.5911
5. Patrick Patterson	2008-10	617	1,054	.5854
6. Rick Robey	1975-78	533	917	.5812
7. Randolph Morris	2005-07	417	722	.5776
8. Kenny Walker	1983-86	765	1,339	.5713
9. Andre Riddick	1992-95	265	465	.5699
10. Jim Andrews	1971-73	543	965	.5627

SINGLE-SEASON LEADERS

FIELD GOALS MADE

Player	Season	G	FGA	FGM
1. Dan Issel	1969-70	28	667	369
2. Kevin Grevey	1974-75	31	592	303
3. Ron Mercer	1996-97	40	603	297
4. Dan Issel	1968-69	28	534	285
5. Jamal Mashburn	1991-92	36	492	279
6. Pat Riley	1965-66	29	514	265
7. Cliff Hagan	1951-52	32	633	264
8. Jodie Meeks	2008-09	36	568	263
9. Kenny Walker	1985-86	36	447	260
10. Jamal Mashburn	1992-93	34	526	259
Alex Groza	1948-49	34	612	259

BY A FRESHMAN

1. Malik Monk	2016-17	38	558	251
2. Jamal Murray	2015-16	36	538	244
3. Brandon Knight	2010-11	38	513	217
4. De'Aaron Fox	2016-17	38	447	214
5. Anthony Davis	2011-12	40	337	210

TEAM RECORDS

FIELD GOALS MADE

Game	60	vs. Georgia (2/27/1956)
Season	1,238	1996-97

FIELD GOALS ATTEMPTED

Game	125	vs. Ole Miss (2/8/1964)
Season	3,465	1947-48

HIGHEST FIELD-GOAL PERCENTAGE

First Half	.786	vs. Ole Miss (1/14/1981) [11 of 14]
Second Half	.875	at Alabama (2/9/1980) [14 of 16]
Game	.765	vs. Notre Dame (12/29/1981) [13 of 17]
Season	.556	1982-83

INDIVIDUAL RECORDS

FIELD GOALS MADE

Game	23	Dan Issel at Ole Miss (2/7/1970)
Season	369	Dan Issel (1969-70)
Career	843	Jack Givens (1975-78)

FIELD GOALS ATTEMPTED

Game	42	Bill Spivey (2/18/1950)
Season	667	Dan Issel (1969-70)
Career	1,638	Jack Givens (1975-78)

HIGHEST FIELD-GOAL PERCENTAGE

Game (min. 10 made)	1.000	Rodney Dent vs. Morehead St. (12/17/1993) [12 of 12]
		Kenny Walker vs. Western Ky. (3/16/1986) [11 of 11]

Season (min. 100 att.)

.680	Marcus Lee (2015-16) [102 of 150]
------	-----------------------------------

Career (min. 400 att.)

.602	Marquis Estill (2001-03) [365 of 606]
------	---------------------------------------

LONGEST FIELD GOAL MADE

Game	63 feet, 7 inches
	Cliff Barker vs. Vanderbilt (2/26/1949 in Alumni Gym)

Other Long Shots on Record

53 ft. 9 in.	Ralph Beard vs. Tennessee in 1947-48
53 ft. 6 in.	Linville Puckett vs. Mississippi State in 1953-54
48 ft. 2 in.	Red Hagan vs. Marquette in 1937-38
47 feet	Vernon Hatton vs. Temple [12/7/1957] that tied the score at the end of the first overtime. UK later won the game in three overtimes, 85-83

BY A SOPHOMORE

1. Ron Mercer	1996-97	40	603	297
2. Jamal Mashburn	1991-92	36	492	279
3. Jack Givens	1975-76	30	494	243
4. Patrick Patterson	2008-09	34	398	240
5. Kevin Grevey	1972-73	28	441	236

BY A JUNIOR

1. Dan Issel	1968-69	28	534	285
2. Pat Riley	1965-66	29	514	265
3. Cliff Hagan	1951-52	32	633	264
4. Jodie Meeks	2008-09	36	568	263
5. Jamal Mashburn	1992-93	34	526	259

**BY A SENIOR**

1. Dan Issel	1969-70	28	667	369
2. Kevin Grevey	1974-75	31	592	303
3. Kenny Walker	1985-86	36	447	260
4. Alex Groza	1948-49	34	612	259
5. Cotton Nash	1963-64	27	588	248

FIELD GOALS ATTEMPTED

Player	Season	G	FGM	FGA
1. Dan Issel	1969-70	28	369	667
2. Cliff Hagan	1951-52	32	264	633
3. Bill Spivey	1950-51	33	252	632
4. Bill Spivey	1949-50	30	225	619
5. Alex Groza	1948-49	34	259	612
6. Ron Mercer	1996-97	40	297	603
7. Kevin Grevey	1974-75	31	303	592
8. Cotton Nash	1963-64	27	248	588
9. Jodie Meeks	2008-09	36	263	568
10. Malik Monk	2016-17	38	251	558

BY A FRESHMAN

1. Malik Monk	2016-17	38	251	558
2. Jamal Murray	2015-16	36	244	538
3. Brandon Knight	2010-11	38	217	513
4. Terrence Jones	2010-11	38	206	466
5. James Young	2013-14	40	174	450

BY A SOPHOMORE

1. Bill Spivey	1949-50	30	225	619
2. Ron Mercer	1996-97	40	297	603
3. Jack Givens	1975-76	30	243	494
4. Jamal Mashburn	1991-92	36	279	492
5. Antoine Walker	1995-96	36	228	492

BY A JUNIOR

1. Cliff Hagan	1951-52	32	264	633
2. Bill Spivey	1950-51	33	252	632
3. Jodie Meeks	2008-09	36	263	568
4. Ralph Beard	1947-48	38	194	536
5. Dan Issel	1968-69	28	285	534

BY A SENIOR

1. Dan Issel	1969-70	28	369	667
2. Alex Groza	1948-49	34	259	612
3. Kevin Grevey	1974-75	31	303	592
4. Cotton Nash	1963-64	27	248	588
5. Bobby Watson	1951-52	32	184	517

FIELD-GOAL PERCENTAGE (MIN. 150 ATTEMPTS)

Player	Season	FGM	FGA	Pct
1. Marcus Lee	2015-16	102	150	.680
2. Michael Bradley	1998-99	157	239	.657
3. Rick Robey	1977-78	167	263	.635
4. Charles Hurt	1982-83	102	162	.630
5. Marquis Estill	2001-02	111	178	.624
6. Anthony Davis	2011-12	210	337	.623
7. Willie Cauley-Stein	2012-13	105	169	.621
8. Melvin Turpin	1982-83	192	311	.617
9. Josh Harrellson	2010-11	127	208	.611
10. Randolph Morris	2005-06	110	181	.608

BY A FRESHMAN

1. Anthony Davis	2011-12	210	337	.623
------------------	---------	-----	-----	------

BY A SOPHOMORE

1. Michael Bradley	1998-99	157	239	.657
--------------------	---------	-----	-----	------

BY A JUNIOR

1. Marcus Lee	2015-16	102	150	.680
---------------	---------	-----	-----	------

BY A SENIOR

1. Rick Robey	1977-78	167	363	.635
---------------	---------	-----	-----	------

SINGLE-GAME LEADERS**FIELD GOALS MADE**

Player, Opponent (Date)	FGM
1. Dan Issel at Ole Miss (2/7/1970)	23
2. Dan Issel at Alabama (2/23/1970)	19
Dan Issel at LSU (2/21/1970)	19
Bob Burrow vs. LSU (1/14/1956)	19
5. Malik Monk vs. North Carolina (12/17/2016)	18
Melvin Turpin vs. Georgia (3/8/1984)	18
Melvin Turpin at Tennessee (1/31/1984)	18
Jack Givens vs. Duke (3/27/1978)	18
Dan Issel at Vanderbilt (3/1/1969)	18
Louie Dampier at Vanderbilt (2/2/1966)	18

FIELD GOALS ATTEMPTED

Player, Opponent (Date)	FGA
1. Bill Spivey vs. Georgia Tech (2/18/1950)	42
2. Bill Spivey vs. Xavier (2/13/1951)	41

FIELD-GOAL PERCENTAGE (MIN. 10 ATTEMPTS)

Player, Opponent (Date)	Pct
1. Rodney Dent vs. Morehead St. (12/17/1993) [12 of 12]	1.000
Kenny Walker vs. Western Ky. (3/16/1986) 11 of 11	1.000
3. Jack Givens at Mississippi State (1/31/1977) [11 of 12]	.917
Rick Robey vs. Miami (Ohio) (12/10/1975) [11 of 12]	.917
5. Anthony Davis vs. Vanderbilt (2/25/2012) [10/11]	.909
Jared Prickett vs. UT Martin (11/26/1994) [10/ff/11]	.909
Travis Ford vs. Wake Forest (3/25/1993) [10 of 11]	.909
LeRon Ellis vs. Austin Peay (12/27/1988) [10 of 11]	.909
Bob Guyette at LSU (1/5/1974) [10 of 11]	.909
10. Nick Richards vs. Fort Wayne (11/22/17) [9 of 10]	.900
Anthony Davis at South Carolina (2/4/2012) [9/10]	.900
DeMarcus Cousins vs. Wake Forest (3/20/2010) [9 of 10]	.900
Scott Padgett vs. Western Carolina (2/6/1997) [9 of 10]	.900
Jack Givens vs. Alabama (2/20/1978) [9 of 10]	.900
Mike Phillips vs. LSU (1/14/1978) [9 of 10]	.900
Larry Johnson at Florida (1/24/1976) [9 of 10]	.900



YEAR-BY-YEAR FIELD-GOAL PERCENTAGE

YEAR	PLAYER	CL.	FGM	FGA	PCT.
1946-47	James Line	Fr.	86	209	.411
1947-48	Alex Groza	Jr.	200	530	.377
1948-49	Alex Groza	Sr.	259	612	.423
1949-50	James Line	Sr.	155	369	.420
1950-51	Bill Spivey	Jr.	252	632	.399
1951-52	Cliff Hagan	Jr.	264	633	.417
1953-54	Cliff Hagan	Sr.	234	514	.455
1954-55	Bob Burrow	Jr.	198	473	.419
1955-56	Vernon Hatton	So.	123	249	.494
1956-57	Vernon Hatton	Jr.	112	255	.439
1957-58	Vernon Hatton	Sr.	192	458	.419
1958-59	Bennie Coffman	Jr.	110	216	.509
1959-60	Billy Ray Lickert	Jr.	110	274	.401
1960-61	Billy Ray Lickert	Sr.	166	395	.420
1961-62	Larry Pursiful	Sr.	204	400	.510
1962-63	Don Rolfes	So.	68	134	.507
1963-64	Larry Conley	So.	114	231	.493
1964-65	Louie Dampier	So.	171	334	.512
1965-66	Louie Dampier	Jr.	249	482	.516
1966-67	Cliff Berger	Jr.	98	176	.556
1967-68	Mike Casey	So.	231	474	.489
1968-69	Mike Pratt	Jr.	173	321	.539
1969-70	Dan Issel	Sr.	369	667	.553
1970-71	Kent Hollenbeck	Jr.	113	212	.533
1971-72	Jim Andrews	Jr.	236	409	.577
1972-73	Jim Andrews	Sr.	243	434	.560
1973-74	Bob Guyette	Jr.	138	248	.557
1974-75	Rick Robey	Fr.	135	248	.544
1975-76	Mike Phillips	So.	199	367	.542
1976-77	Rick Robey	Jr.	158	276	.573
1977-78	Rick Robey	Sr.	167	263	.635
1978-79	LaVon Williams	Jr.	119	219	.543
1979-80	Sam Bowie	Fr.	165	311	.531
1980-81	Dirk Minniefield	So.	118	213	.554
1981-82	Melvin Turpin	So.	160	275	.582
1982-83	Charles Hurt	Sr.	102	162	.630
1983-84	Melvin Turpin	Sr.	224	378	.593
1984-85	Kenny Walker	Jr.	246	440	.559
1985-86	Kenny Walker	Sr.	260	447	.582
1986-87	Rob Lock	Jr.	91	161	.565
1987-88	Rob Lock	Sr.	123	219	.562
1988-89	LeRon Ellis	So.	200	385	.519
1989-90	Reggie Hanson	Jr.	165	332	.497
1990-91	Deron Feldhaus	Jr.	106	203	.522
1991-92	Jamal Mashburn	So.	279	492	.567
1992-93	Travis Ford	Jr.	129	245	.527
1993-94	Andre Riddick	Jr.	117	207	.565
1994-95	Andre Riddick	Sr.	68	123	.553
1995-96	Walter McCarty	Sr.	152	280	.543
1996-97	Jared Prickett	Sr.	116	211	.550
1997-98	Nazr Mohammed	Jr.	190	318	.597
1998-99	Michael Bradley	So.	157	239	.657

YEAR	PLAYER	CL.	FGM	FGA	PCT.
1999-00	Jamaal Magloire	Sr.	148	296	.500
2000-01	Marquis Estill	So.	85	141	.603
2001-02	Marquis Estill	Jr.	111	178	.624
2002-03	Marquis Estill	Sr.	169	288	.587
2003-04	Erik Daniels	Sr.	201	346	.581
2004-05	Randolph Morris	Fr.	105	199	.528
2005-06	Randolph Morris	So.	110	181	.608
2006-07	Randolph Morris	Jr.	202	341	.592
2007-08	Perry Stevenson	So.	69	120	.575
2008-09	Patrick Patterson	So.	240	398	.603
2009-10	Patrick Patterson	Jr.	215	374	.575
2010-11	Josh Harrellson	Sr.	127	208	.611
2011-12	Anthony Davis	Fr.	210	337	.623
2012-13	Willie Cauley-Stein	Fr.	105	169	.621
2013-14	Willie Cauley-Stein	So.	106	178	.596
2014-15	Willie Cauley-Stein	Jr.	135	236	.572
2015-16	Marcus Lee	Jr.	102	150	.680
2016-17	Bam Adebayo	Fr.	170	284	.599
2017-18	PJ Washington	Fr.	135	260	.519

Minimum 130 field goals attempted



FREE THROWS RECORDS

CAREER LEADERS

FREE THROWS MADE

Player	Seasons	G	FTA	FTM
1. Kenny Walker	1983-86	132	733	550
2. Dan Issel	1968-70	83	661	488
3. Cotton Nash	1962-64	78	652	480
4. Ed Davender	1985-88	129	553	438
5. Alex Groza	1947-49	120	548	410
6. Winston Bennett	1984-86, 88	133	516	368
7. Rodrick Rhodes	1993-95	99	480	365
8. Jack Givens	1975-78	132	441	352
9. Frank Ramsey	1951-52, 54	91	518	346
10. Jamal Mashburn	1991-93	98	495	345

FIELD GOALS ATTEMPTED

Player	Seasons	G	FTM	FTA
1. Kenny Walker	1983-86	132	550	733
2. Dan Issel	1968-70	83	488	661
3. Cotton Nash	1962-64	78	480	652
4. Alex Groza	1947-49	120	410	548
5. Ed Davender	1985-88	129	438	553
6. Frank Ramsey	1951-52, 54	91	346	518
7. Winston Bennett	1984-86, 88	133	368	516
8. Jamal Mashburn	1991-93	98	345	495
9. Ralph Beard	1946-49	139	305	489
10. Cliff Hagan	1951-52, 54	77	341	487

FREE-THROW PERCENTAGE (MIN. 200 ATTEMPTS)

Player	Seasons	FTM	FTA	Pct
1. Jodie Meeks	2007-09	299	336	.890
Kyle Macy	1978-80	331	372	.890
3. Travis Ford	1993-94	239	271	.882
4. Jim Master	1981-84	259	305	.849
5. Tyler Ulis	2014-16	209	247	.846
6. Richie Farmer	1989-92	207	247	.838
7. Louie Dampier	1965-67	297	356	.834
8. Anthony Epps	1994-97	208	254	.819
9. Darius Miller	2008-12	185	227	.815
10. Larry Pursiful	1960-62	214	263	.814

SINGLE-SEASON LEADERS

FREE THROWS MADE

Player	Season	G	FTA	FTM
1. Kenny Walker	1984-85	31	284	218
2. Jodie Meeks	2008-09	36	234	211
3. Dan Issel	1969-70	28	275	210
4. Julius Randle	2013-14	40	289	204
5. Kenny Walker	1985-86	36	263	201
6. Alex Groza	1948-49	34	248	180
7. Dan Issel	1968-69	28	232	176
8. John Wall	2009-10	37	232	175
9. Tyler Ulis	2015-16	35	195	167
Rodrick Rhodes	1993-94	33	215	167

FREE THROWS ATTEMPTED

Player	Season	G	FTM	FTA
1. Julius Randle	2013-14	40	204	289
2. Kenny Walker	1984-85	31	218	284
3. Dan Issel	1969-70	28	210	275
4. DeMarcus Cousins	2009-10	38	162	268
5. Kenny Walker	1985-86	36	201	263

TEAM RECORDS

FREE THROWS MADE

Game	46	at Vanderbilt (1/7/1963)
Season	781	2013-14

MOST FREE THROWS ATTEMPTED

Game	56	vs. Mississippi State (2/12/1979)
Season	1,146	2013-14

HIGHEST FREE-THROW PERCENTAGE

Game (min. 10 attempts)	1.000	vs. Mississippi State (2/8/1983) [19 of 19]
		vs. Duke (3/3/1930) [19 of 19]
		vs. Austin Peay (12/19/2009) [18 of 18]
		at Ole Miss (1/28/1989) [13 of 13]
		vs. Georgia (3/13/1988) [12 of 12]
		vs. Florida (2/7/2012) [11 of 11]
		vs. Auburn (2/27/1983) [11 of 11]
		at Vanderbilt (3/2/1974) [11 of 11]
		vs. Alabama (2/1/1934) [11 of 11]
		at Alabama (1/18/1989) [10 of 10]

FEWEST FREE THROWS ATTEMPTED

Game	1	vs. Auburn (3/10/1984)
		at Tennessee (1/5/1980)
		vs. Georgia (2/8/1975)

INDIVIDUAL RECORDS

FREE THROWS MADE

Game	18	Dwight Anderson vs. Mississippi State (1/15/1979)
Season	218	Kenny Walker (1984-85)
Career	550	Kenny Walker (1983-86)

FREE THROWS ATTEMPTED

Game	24	Cliff Hagan vs. Temple (12/18/1954)
Season	289	Julius Randle (2013-14)
Career	733	Kenny Walker (1983-86)

HIGHEST FREE-THROW PERCENTAGE

Game (min. 10 att.)	1.000	(35 times), most by Louie Dampier vs. Oregon State (12/22/1966); last by Jamal Murray vs. Wright State (11/20/2015) [10-10]
---------------------	-------	--

Game (min. 15 att.)

.944	Cliff Hagan vs. Ole Miss (1/2/1952) [17 of 18]
------	--

Season (min. 50 att.)

.912	Kyle Macy (1979-80) [104 of 114]
------	----------------------------------

Career (min. 200 att.)

.890	Jodie Meeks (2007-09) [299 of 336]
	Kyle Macy (1978-80) [331 of 372]

6.	Alex Groza	1948-49	34	180	248
7.	Bam Adebayo	2016-17	38	154	236
	Cotton Nash	1962-63	25	162	236
9.	Cliff Hagan	1951-52	32	164	235
10.	Jodie Meeks	2008-09	36	211	234

Louie Dampier vs. Oregon State (12/22/1966) [14 of 14]	1.000
Louie Dampier vs. Florida (1/30/1965) [13 of 13]	1.000
Cotton Nash vs. Notre Dame (12/29/1962) [12 of 12]	1.000
Larry Pursiful vs. Kansas State (12/23/1961) [12 of 12]	1.000
Johnny Cox vs. Maryland (12/15/1956) [12 of 12]	1.000
Phil Grawemeyer vs. Florida (2/3/1955) [12 of 12]	1.000

FREE-THROW PERCENTAGE (MIN. 50 ATTEMPTS)

	Player	Season	FGM	FGA	Pct
1.	Travis Ford	1994	103	113	.912
	Kyle Macy	1980	104	114	.912
3.	Jodie Meeks	2009	211	234	.902
4.	Jodie Meeks	2007	61	68	.897
5.	Jim Master	1982	95	106	.896
6.	Kyle Macy	1978	115	129	.892
7.	Gimel Martinez	1992	68	77	.883
8.	Kent Hollenbeck	1971	82	93	.882
	Bennie Coffman	1960	67	76	.882
10.	Travis Ford	1993	104	118	.881

CONSECUTIVE FREE THROWS MADE

	Player (Seasons)	FT
1.	Travis Ford (1992-93 to 1993-94)	50
2.	Jim Master (1981-82)	40
3.	Jodie Meeks (2008-09)	36
4.	Ed Davender (1987-88)	33
5.	Kyle Macy (1978-79 to 1979-80)	32

SINGLE-GAME LEADERS
FREE THROWS MADE

	Player, Opponent (Date)	FTM
1.	Dwight Anderson vs. Mississippi State (2/12/1979)	18
2.	Cotton Nash at Vanderbilt (1/8/1962)	17
	Roger Newman vs. Ohio State (3/18/1961)	17
	Cliff Hagan vs. Temple (12/5/1953)	17
	Cliff Hagan vs. Ole Miss (1/3/1952)	17
6.	Rodrick Rhodes vs. Ole Miss (1/18/1995)	16
	Jamal Mashburn vs. Eastern Kentucky (12/8/1992)	16
	Kenny Walker vs. Alabama (3/8/1986)	16
	Scotty Baesler at Vanderbilt (1/7/1963)	16
10.	Nine players with (Tyler Ulis at Arkansas, 1/21/16)	14

FREE THROWS ATTEMPTED

	Player, Opponent (Date)	FTA
1.	Cliff Hagan vs. Temple (12/5/1953)	24
2.	Dwight Anderson vs. Mississippi State (2/12/1979)	23
3.	Roger Newman vs. Ohio State (3/18/1961)	22
4.	Alex Groza vs. Tulane (3/5/1949)	21
5.	PJ Washington vs. Kansas State (3/22/18)	20
	Heshimu Evans vs. Ole Miss (3/5/1999)	20
	Rodrick Rhodes vs. Ole Miss (1/18/1995)	20
	Kenny Walker vs. Kansas (12/31/1984)	20
	Jim Andrews vs. Kentucky (1/10/1972)	20
	Dan Issel vs. Notre Dame (12/27/1969)	20
	Dan Issel vs. Navy (12/19/1969)	20

FREE-THROW PERCENTAGE (MIN. 12 ATTEMPTS)

	Player, Opponent (Date)	Pct
1.	Jodie Meeks at Tennessee (1/13/2009) [14 of 14]	1.000
	Jodie Meeks vs. West Virginia (11/29/2008) [12 of 12]	1.000
	Ramel Bradley vs. Gardner-Webb (11/7/2007) [14 of 14]	1.000
	Travis Ford vs. Ohio State (12/22/1993) [13 of 13]	1.000
	Kyle Macy vs. Vanderbilt (1/19/1980) [12 of 12]	1.000
	Rick Robey vs. Vanderbilt (3/1/1975) [12 of 12]	1.000
	Kevin Grevey at Georgia (2/19/1973) [12 of 12]	1.000
	Dan Issel vs. Miami, Ohio (3/15/1969) [12 of 12]	1.000



YEAR-BY-YEAR FREE-THROW PERCENTAGE

YEAR	PLAYER	CL.	FT	FTA	PCT.
1945-46	Wilbur Schu	Sr.	58	82	.707
1946-47	Kenneth Rollins	Jr.	86	107	.803
1947-48	Kenneth Rollins	Jr.	67	92	.728
1948-49	Alex Groza	Sr.	180	248	.725
1949-50	Bill Spivey	So.	128	176	.727
1950-51	Shelby Linville	Jr.	53	70	.757
1951-52	Cliff Hagan	Jr.	164	235	.697
1953-54	Bill Evans	Jr.	49	63	.778
1954-55	Bill Evans	Sr.	81	109	.743
1955-56	Bob Burrow	Sr.	114	171	.667
	Vernon Hatton	So.	100	150	.667
1956-57	Johnny Cox	So.	138	180	.766
1957-58	Vernon Hatton	Sr.	112	144	.777
1958-59	Don Mills	Jr.	101	122	.827
1959-60	Bennie Coffman	Sr.	67	76	.882
1960-61	Larry Pursiful	Jr.	99	118	.838
1961-62	Larry Pursiful	Sr.	89	109	.816
1962-63	Scotty Baesler	Sr.	59	69	.855
1963-64	Terry Mobley	Jr.	43	56	.767
1964-65	Louie Dampier	So.	84	100	.840
1965-66	Tommy Kron	Sr.	57	67	.851
1966-67	Louie Dampier	Sr.	99	119	.831
1967-68	Mike Casey	So.	79	96	.823
1968-69	Dan Issel	Jr.	176	232	.759
1969-70	Dan Issel	Sr.	210	275	.764
1970-71	Kent Hollenbeck	Jr.	82	93	.882
1971-72	Ronnie Lyons	So.	70	80	.875
1972-73	Mike Flynn	So.	55	75	.733
1973-74	Kevin Grevey	Jr.	83	100	.830
1974-75	Rick Robey	Fr.	51	63	.810
1975-76	Jack Givens	So.	116	140	.829
1976-77	Jack Givens	Jr.	94	113	.832
1977-78	Kyle Macy	So.	115	129	.892
1978-79	Kyle Macy	Jr.	112	129	.868
1979-80	Kyle Macy	Sr.	104	114	.912
1980-81	Dirk Minniefield	So.	55	63	.873
1981-82	Jim Master	So.	95	106	.896
1982-83	Derrick Hord	Sr.	65	79	.823
1983-84	Jim Master	Sr.	60	74	.811
1984-85	Kenny Walker	Jr.	218	284	.768
1985-86	Ed Davender	So.	104	131	.794
1986-87	Ed Davender	Jr.	107	145	.738
1987-88	Ed Davender	Sr.	149	171	.871
1988-89	Reggie Hanson	So.	57	76	.750
1989-90	Richie Farmer	So.	50	59	.847
1990-91	Richie Farmer	Jr.	64	76	.842
1991-92	Gimel Martinez	So.	68	77	.883
1992-93	Travis Ford	Jr.	104	118	.881
1993-94	Travis Ford	Sr.	103	113	.912
1994-95	Anthony Epps	So.	58	80	.850
1995-96	Tony Delk	Sr.	88	110	.800
1996-97	Anthony Epps	Sr.	75	90	.833

YEAR	PLAYER	CL.	FT	FTA	PCT.
1997-98	Scott Padgett	Jr.	87	102	.853
1998-99	Heshimu Evans	Sr.	94	128	.734
1999-00	Desmond Allison	So.	53	68	.779
2000-01	Tayshaun Prince	Jr.	97	115	.843
2001-02	Chuck Hayes	Fr.	48	65	.738
2002-03	Chuck Hayes	So.	82	104	.788
2003-04	Kelenna Azubuike	So.	58	76	.763
2004-05	Chuck Hayes	Sr.	81	111	.730
2005-06	Ramel Bradley	So.	46	59	.780
2006-07	Jodie Meeks	Fr.	61	68	.897
2007-08	Ramel Bradley	Sr.	142	171	.830
2008-09	Jodie Meeks	Jr.	211	234	.902
2009-10	John Wall	Fr.	175	232	.754
2010-11	Darius Miller	Jr.	58	68	.853
2011-12	Doron Lamb	So.	123	149	.826
2012-13	Julius Mays	Sr.	55	65	.846
2013-14	Aaron Harrison	Fr.	139	176	.790
2014-15	Devin Booker	Fr.	53	64	.828
2015-16	Tyler Ulis	So.	167	195	.856
2016-17	Dominique Hawkins	Sr.	44	53	.830
2017-18	Shai Gilgeous-Alexander	Fr.	143	175	.817

Minimum 50 free throws attempted



3-POINT FIELD GOALS RECORDS

CAREER LEADERS

3-POINT FIELD GOALS MADE

Player	Seasons	Pct	3FGA	3FG
1. Tony Delk	1993-96	.398	712	283
2. Keith Bogans	2000-03	.342	743	254
3. Tayshaun Prince	1999-02	.329	621	204
4. Gerald Fitch	2001-04	.396	502	199
5. Derrick Miller	1986-90	.358	533	191
6. Travis Ford	1992-94	.445	427	190
7. Joe Crawford	2004-08	.350	532	186
8. Jodie Meeks	2007-09	.386	459	177
Ramel Bradley	2004-08	.355	499	177
10. Darius Miller	2008-12	.379	462	175

3-POINT FIELD GOALS ATTEMPTED

Player	Seasons	Pct	3FG	3FGA
1. Keith Bogans	2000-03	.342	254	743
2. Tony Delk	1993-96	.398	283	712
3. Tayshaun Prince	1999-02	.329	204	621
4. Derrick Miller	1986-90	.358	191	533
5. Joe Crawford	2004-08	.350	186	532
6. Gerald Fitch	2001-04	.396	199	502
7. Ramel Bradley	2004-08	.355	177	499
8. Darius Miller	2008-12	.379	175	462
9. Jodie Meeks	2007-09	.386	177	459
10. John Pelphrey	1989-92	.370	160	433

3-POINT FIELD GOALS PERCENTAGE (MIN. 150 ATTEMPTS)

Player	Seasons	3FG	3FGA	Pct
1. Doron Lamb	2010-12	144	303	.4752
2. Cameron Mills	1995-98	81	171	.4737
3. Jamal Murray	2015-16	113	277	.4079
4. Walter McCarty	1994-96	75	187	.4011
5. Travis Ford	1992-94	190	427	.4450
6. Rex Chapman	1987-88	134	335	.4000
7. Derek Anderson	1994-96	61	153	.3987
8. Derek Willis	2014-17	108	271	.3985
9. Tony Delk	1993-96	283	712	.3975
10. Malik Monk	2016-17	104	262	.3969

SINGLE-SEASON LEADERS

3-POINT FIELD GOALS MADE

Player	Season	Pct	3FGA	3FG
1. Jodie Meeks	2008-09	.406	288	117
2. Jamal Murray	2015-16	.408	277	113
3. Malik Monk	2016-17	.397	262	104
4. Travis Ford	1992-93	.529	191	101
5. Derrick Miller	1989-90	.332	298	99
6. Tony Delk	1993-94	.374	254	95
7. Tony Delk	1995-96	.443	210	93
8. Brandon Knight	2010-11	.377	231	87
9. James Young	2013-14	.349	235	82
Patrick Sparks	2004-05	.376	218	82
11. Keith Bogans	2002-03	.383	209	80
12. Gerald Fitch	2003-04	.401	197	79
13. Tony Delk	1994-95	.391	197	77
14. Doron Lamb	2011-12	.466	163	76
15. Keith Bogans	2000-01	.361	205	74
16. Jeff Sheppard	1997-98	.376	189	71
17. Ramel Bradley	2006-07	.367	188	69
Patrick Sparks	2005-06	.385	179	69

TEAM RECORDS

MOST 3-POINT FIELD GOALS MADE

Game	21	North Carolina (12-27-1989) [21 of 48]
Season	340	1992-93 [340 of 862 in 34 games]

MOST 3-POINT FIELD GOALS ATTEMPTED

Game	53	vs. UL Lafayette (12/23/1989) [15 of 53]
Season	888	1991-92 [317 of 888 in 36 games]

HIGHEST 3-POINT FIELD-GOAL PERCENTAGE

Game (min. 10 made)	.667	vs. Alabama (3/10/2018) [12 of 18] vs. Wake Forest (3/25/1993) [16 of 24]
---------------------	------	--

Game (min. 20 made)

.571	vs. LSU (3-4-1995) [20 of 35]
------	-------------------------------

Season

.397	1995-96 [266 of 670 in 36 games]
------	----------------------------------

INDIVIDUAL RECORDS

MOST 3-POINT FIELD GOALS MADE

Half	7	Jamal Murray vs. Ohio State (12/19/2015) Jodie Meeks at Tennessee (1/3/2009) Tayshaun Prince vs. North Carolina (12/8/2001) Derrick Miller vs. Kansas (12/9/1989)
------	---	--

Game

10	Jodie Meeks at Tennessee (1/3/2009) [10 of 15]
----	--

Season

117	Jodie Meeks (2008-09) [117 of 288]
-----	------------------------------------

Career

283	Tony Delk (1993-96) [283 of 712]
-----	----------------------------------

MOST 3-POINT FIELD GOALS ATTEMPTED

Game	19	Derrick Miller vs. Kansas (12-8-1990) [8 of 19]
Season	289	Derrick Miller (1989-90) [99 of 289]
Career	712	Tony Delk (1993-96) [283 of 712]

HIGHEST 3-POINT FIELD-GOAL PERCENTAGE

Game (min. 5 att.)	1.000	Wenyen Gabriel vs. Alabama (3/10/2018) [7 of 7] Ramel Bradley vs. South Carolina (1/26/2008) [5 of 5] Keith Bogans vs. Tulane (12/10/2002) [5 of 5] Tayshaun Prince vs. South Carolina (2/3/2001) [5 of 5] Jamal Mashburn vs. Wake Forest (3/25/1993) [5 of 5]
--------------------	-------	--

Season (min. 75 att.):

.532	Cameron Mills (1996-97) [42 of 79]
------	------------------------------------

Season (min. 100 att.):

.529	Travis Ford (1992-93) [101 of 191]
------	------------------------------------

Career (min. 150 att.)

.474	Cameron Mills (1995-98) [81 of 171]
------	-------------------------------------



Anthony Epps	1996-97	.388	178	69
20. Doron Lamb	2010-11	.486	140	68
Rex Chapman	1986-87	.386	176	68

3-POINT FIELD GOALS ATTEMPTED

Player	Season	Pct	3FG	3FGA
1. Derrick Miller	1989-90	.332	99	298
2. Jodie Meeks	2008-09	.406	117	288
3. Jamal Murray	2015-16	.408	113	277
4. Malik Monk	2016-17	.397	104	262
5. Tony Delk	1993-94	.374	95	254
6. James Young	2013-14	.349	82	235
7. Brandon Knight	2010-11	.377	87	231
8. Patrick Sparks	2004-05	.376	82	218
9. Tony Delk	1995-96	.443	93	210
10. Keith Bogans	2002-03	.383	80	209
11. Keith Bogans	2000-01	.361	74	205
12. Gerald Fitch	2003-04	.401	79	197
13. Tony Delk	1994-95	.391	77	197
14. Tayshaun Prince	2001-02	.340	65	191
Travis Ford	1992-93	.529	101	191
16. Jeff Sheppard	1997-98	.376	71	189
17. Ramel Bradley	2006-07	.367	69	188
Dale Brown	1992-93	.340	64	188
19. Aaron Harrison	2014-15	.316	59	187
20. Joe Crawford	2006-07	.350	63	180
Jamal Mashburn	1992-93	.439	66	180

HIGHEST 3-POINT FIELD-GOAL PERCENTAGE (MIN. 100 ATT.)

Player	Season	3FG	3FGA	Pct
1. Travis Ford	1992-93	101	191	.529
2. Doron Lamb	2010-11	68	140	.486
3. Doron Lamb	2011-12	76	163	.466
4. Darius Miller	2010-11	58	131	.443
Tony Delk	1995-96	93	210	.443
6. Derek Willis	2015-16	53	120	.442
7. Jamal Mashburn	1991-92	58	132	.439
8. Rex Chapman	1987-88	66	159	.415
9. Devin Booker	2014-15	58	141	.411
Jeff Brassow	1993-94	46	112	.411

SINGLE-GAME LEADERS**3-POINT FIELD GOALS MADE**

Player, Opponent (Date)	3FGA	3FG
1. Jodie Meeks, at Tennessee (1/13/2009)	15	10
2. Eric Bledsoe, East Tennessee St (3/18/2010)	11	9
Jodie Meeks, Appalachian St. (12/20/2008)	14	9
Tony Delk, TCU (1/20/1996)	12	9
4. Malik Monk, North Carolina (12/17/2017)	12	8
Jamal Murray, Florida (2/6/2016)	10	8
Cameron Mills, Florida (2/1/1998)	14	8
Derrick Miller, Tennessee (1/20/1990)	13	8
Derrick Miller, North Carolina (12/27/1989)	16	8
Derrick Miller, Kansas (12/9/1989)	19	8

3-POINT FIELD GOALS ATTEMPTED

Player, Opponent (Date)	3FGM	3FGA
1. Derrick Miller, Kansas (12/9/1989)	8	19
2. Derrick Miller, Tennessee Tech (12/6/1989)	7	18
3. Derrick Miller, LSU (2/15/1990)	7	16
Derrick Miller, North Carolina (12/27/1989)	7	16
Derrick Miller, UL Lafayette (12/23/1989)	7	16
6. Jodie Meeks, at Tennessee (1/13/2009)	10	15
Jodie Meeks, Tennessee State (12/22/2009)	8	15
Jamal Mashburn, South Carolina (1/4/1992)	5	15
Derrick Miller, Vanderbilt (2/7/1990)	6	15
Derrick Miller, Ole Miss (1/27/1990)	4	15

CONSECUTIVE GAMES WITH 3-POINT FIELD GOAL

Player	Streak
1. Jamal Murray	36 (36 in 2015-16)
2. Tony Delk	34 (32 in 1993-94, 2 in 1994-95)
3. Travis Ford	32 (27 in 1992-93, 5 in 1993-94)
4. Keith Bogans	29 (3 in 2001-02, 27 in 2002-03)
5. Jodie Meeks	27 (1 in 2007-08, 26 in 2008-09)

YEAR-BY-YEAR 3-POINT FIELD GOALS MADE

YEAR	PLAYER	CL.	3FG	3FGA	PCT.
1986-87	Derrick Miller	Fr.	35	81	.432
1987-88	Rex Chapman	So.	66	159	.415
1988-89	Derrick Miller	Jr.	54	139	.388
1989-90	John Pelphrey	So.	44	120	.367
1990-91	John Pelphrey	Jr.	62	164	.378
1991-92	Jamal Mashburn	So.	58	132	.439
1992-93	Travis Ford	Jr.	101	191	.529
1993-94	Jeff Brassow	Sr.	46	112	.411
1994-95	Tony Delk	Jr.	77	197	.391
1995-96	Tony Delk	Sr.	93	210	.443
1996-97	Cameron Mills	Jr.	42	79	.532
1997-98	Cameron Mills	Sr.	38	87	.437
1998-99	Scott Padgett	Sr.	61	160	.381
1999-00	Tayshaun Prince	So.	46	150	.307
2000-01	Keith Bogans	So.	74	205	.361
2001-02	Tayshaun Prince	Sr.	65	191	.340
2002-03	Gerald Fitch	Jr.	61	147	.415

YEAR	PLAYER	CL.	3FG	3FGA	PCT.
2003-04	Gerald Fitch	Sr.	79	197	.401
2004-05	Patrick Sparks	Jr.	82	218	.376
2005-06	Patrick Sparks	Sr.	69	179	.385
2006-07	Ramel Bradley	Jr.	69	188	.367
2007-08	Ramel Bradley	Sr.	58	153	.379
2008-09	Jodie Meeks	Jr.	117	288	.406
2009-10	Darnell Dodson	So.	50	144	.347
2010-11	Brandon Knight	Fr.	87	231	.377
2011-12	Doron Lamb	So.	76	163	.466
2012-13	Julius Mays	Sr.	65	175	.371
2013-14	James Young	Fr.	82	235	.349
2014-15	Aaron Harrison	So.	59	159	.316
2015-16	Jamal Murray	Fr.	113	277	.408
2016-17	Malik Monk	Fr.	104	262	.397
2017-18	Kevin Knox	So.	57	167	.341



REBOUNDBING RECORDS

CAREER LEADERS

REBOUNDS

Player	Seasons	G	Avg	Reb
1. Dan Issel	1968-70	83	13.0	1,078
2. Frank Ramsey	1951-52, 54	91	11.4	1,038
3. Cliff Hagan	1951-52, 54	77	13.4	1,035
4. Johnny Cox	1957-59	84	12.0	1,004
5. Cotton Nash	1962-64	78	12.3	962
6. Kenny Walker	1983-86	132	7.1	942
7. Chuck Hayes	2002-05	134	6.8	910
8. Sam Bowie	1980-81, 84	96	8.8	843
9. Rick Robey	1975-78	105	8.0	838
10. Bob Burrow	1955-56	51	16.1	823

REBOUNDBING AVERAGE (MIN. 60 GAMES)

Player	Seasons	G	Reb	Avg
1. Cliff Hagan	1951-52, 54	77	1,035	13.4
2. Dan Issel	1968-70	83	1,078	13.0
3. Cotton Nash	1962-64	78	962	12.3
4. Johnny Cox	1957-59	84	1,004	12.0
5. Frank Ramsey	1951-52, 54	91	1,038	11.4
6. Ed Beck	1956-58	78	783	10.0
7. Phil Grawemeyer	1953-56	71	703	9.9
8. Jim Andrews	1971-73	80	783	9.8
9. Don Mills	1957-59	71	669	9.4
10. Bill Spivey	1949-51	63	567	9.0

SINGLE-SEASON LEADERS

REBOUNDS

Player	Season	G	Avg	Reb
1. Bill Spivey	1950-51	33	17.2	567
2. Cliff Hagan	1951-52	32	16.5	528
3. Bob Burrow	1954-55	26	17.7	459
4. Frank Ramsey	1950-51	34	12.8	434
5. Julius Randle	2013-14	40	10.4	417
6. Anthony Davis	2011-12	40	10.4	415
7. Frank Ramsey	1951-52	32	12.0	383
8. Dan Issel	1968-69	28	13.6	381
9. Ed Beck	1956-57	27	14.1	380
10. DeMarcus Cousins	2009-10	38	9.8	374

REBOUNDBING AVERAGE

Player	Season	G	Reb	Avg
1. Bob Burrow	1954-55	26	459	17.7
2. Bill Spivey	1950-51	33	567	17.2
3. Cliff Hagan	1951-52	32	528	16.5
4. Bob Burrow	1955-56	25	364	14.6
5. Ed Beck	1956-57	27	380	14.1
6. Dan Issel	1968-69	28	381	13.6
7. Cliff Hagan	1953-54	25	338	13.5
8. Cotton Nash	1961-62	26	345	13.3
9. Dan Issel	1969-70	28	369	13.2
10. Don Mills	1959-60	25	323	12.9

SINGLE-GAME LEADERS

REBOUNDS

Player, Opponent (Date)	Reb
1. Bob Burrow, Temple (12/10/1955)	34
Bill Spivey, Xavier (2/13/1951)	34
3. Cotton Nash, Ole Miss (2/8/1964)	30
Cotton Nash, Temple (12/18/1961)	30

TEAM RECORDS

MOST REBOUNDS

Game	108	vs. Ole Miss (2/8/1964)
Season	2,109	1950-51

HIGHEST REBOUNDBING AVERAGE

Season	64.6	1955-56 [1,680 in 26 games]
--------	------	-----------------------------

HIGHEST REBOUNDBING MARGIN

Season	21.5	1955-56
--------	------	---------

INDIVIDUAL RECORDS

MOST REBOUNDS

Game	34	Bob Burrow vs. Temple (12/10/1955) Billy Spivey vs. Xavier (2/13/1951)
Season	567	Bill Spivey (1950-51)
Career	1,078	Dan Issel (1968-70)

HIGHEST REBOUNDBING AVERAGE

Season	17.7	Bob Burrow (1954-55) [459 in 26 games]
--------	------	--

Career

16.1	Bob Burrow (1955-56) [823 in 51 games]
------	--

5. Dan Issel, LSU (2/22/1969)	29
6. Mike Phillips, Tennessee (1/10/1976)	28
7. Dan Issel, Xavier (11/30/1968)	24
Dan Issel, Florida (12/4/1967)	24
Don Mills, Southern California (12/5/1959)	24



YEAR-BY-YEAR REBOUND LEADERS

YEAR	PLAYER	CL.	G	REB	AVG
1950-51	Bill Spivey	Jr.	33	567	17.2
1951-52	Cliff Hagan	Jr.	32	528	16.5
1953-54	Cliff Hagan	Sr.	25	338	13.5
1954-55	Bob Burrow	Jr.	26	459	17.7
1955-56	Bob Burrow	Sr.	25	364	14.6
1956-57	Ed Beck	Jr.	27	380	14.1
1957-58	Johnny Cox	Jr.	29	365	12.6
1958-59	Johnny Cox	Sr.	27	329	12.2
1959-60	Don Mills	Sr.	25	323	12.9
1960-61	Roger Newman	Sr.	28	265	9.5
1961-62	Cotton Nash	So.	26	345	13.2
1962-63	Cotton Nash	Jr.	25	300	12.0
1963-64	Cotton Nash	Sr.	27	317	11.7
1964-65	John Adams	Sr.	25	214	8.6
1965-66	Pat Riley	Jr.	29	259	8.9
1966-67	Thad Jaracz	Jr.	26	215	8.3
1967-68	Dan Issel	So.	27	328	12.1
1968-69	Dan Issel	Jr.	28	381	13.6
1969-70	Dan Issel	Sr.	28	369	13.2
1970-71	Tom Payne	So.	28	283	10.1
1971-72	Jim Andrews	Jr.	28	315	11.3
1972-73	Jim Andrews	Sr.	28	348	12.4
1973-74	Bob Guyette	Jr.	26	205	7.9
1974-75	Rick Robey	Fr.	31	214	6.9
1975-76	Mike Phillips	So.	30	295	9.8
1976-77	Rick Robey	Jr.	30	273	9.1
1977-78	Rick Robey	Sr.	32	261	8.2
1978-79	LaVon Williams	Jr.	31	213	6.9
1979-80	Sam Bowie	Fr.	34	276	8.1
1980-81	Sam Bowie	So.	28	254	9.1
1981-82	Melvin Turpin	So.	30	212	7.1
1982-83	Melvin Turpin	Jr.	31	195	6.3
1983-84	Sam Bowie	Sr.	34	313	9.2
1984-85	Kenny Walker	Jr.	31	315	10.2
1985-86	Kenny Walker	Sr.	36	276	7.7
1986-87	Richard Madison	Jr.	29	216	7.4
1987-88	Winston Bennett	Sr.	33	258	7.8
1988-89	Chris Mills	Fr.	32	277	8.7
1989-90	Reggie Hanson	Jr.	28	200	7.1
1990-91	Reggie Hanson	Sr.	28	201	7.2
1991-92	Jamal Mashburn	So.	36	281	7.8
1992-93	Jamal Mashburn	Jr.	34	284	8.3
1993-94	Jared Prickett	So.	33	232	7.0
1994-95	Mark Pope	Jr.	33	271	6.3
1995-96	Antoine Walker	So.	36	302	8.4
1996-97	Jared Prickett	Sr.	38	225	5.9
1997-98	Nazr Mohammed	Jr.	39	282	7.2
1998-99	Scott Padgett	Sr.	37	217	5.9
1999-00	Jamaal Magloire	Sr.	33	300	9.1
2000-01	Tayshaun Prince	Jr.	34	221	6.5
2001-02	Tayshaun Prince	Sr.	32	202	6.3
2002-03	Chuck Hayes	So.	36	244	6.8

YEAR	PLAYER	CL.	G	REB	AVG
2003-04	Chuck Hayes	Jr.	32	260	8.1
2004-05	Chuck Hayes	Sr.	34	263	7.7
2005-06	Rajon Rondo	So.	34	209	6.1
2006-07	Randolph Morris	Jr.	34	264	7.8
2007-08	Patrick Patterson	Fr.	25	192	7.7
2008-09	Patrick Patterson	So.	34	316	9.3
2009-10	DeMarcus Cousins	Fr.	38	374	9.8
2010-11	Terrence Jones	Fr.	38	336	8.8
2011-12	Anthony Davis	Fr.	40	415	10.4
2012-13	Nerlens Noel	Fr.	24	227	9.5
2013-14	Julius Randle	Fr.	40	417	10.4
2014-15	Karl-Anthony Towns	Fr.	39	261	6.7
2015-16	Marcus Lee	Jr.	36	216	6.0
2016-17	Bam Adebayo	Fr.	38	304	8.0
2017-18	PJ Washington	Fr.	37	211	5.7



STEALS RECORDS

CAREER LEADERS

STEALS

Player	Seasons	G	Avg	Stls
1. Wayne Turner	1996-99	151	1.6	238
2. Tony Delk	1993-96	133	1.5	201
3. Cliff Hawkins	2001-04	126	1.6	199
4. Ed Davender	1985-88	129	1.5	191
5. Jared Prickett	1993-97	143	1.3	187
6. Anthony Epps	1994-97	141	1.3	184
7. John Pelphrey	1989-92	114	1.5	173
8. Chuck Hayes	2002-05	134	1.3	170
9. Rodrick Rhodes	1993-95	99	1.6	163
10. Rajon Rondo	2005-06	68	2.3	156
Dirk Minniefield	1980-83	123	1.3	156

STEALS PER GAME (MIN. 75 STEALS)

Player	Seasons	G	Stls	Avg
1. Rajon Rondo	2005-06	68	156	2.294
2. Derek Anderson	1996-97	55	98	1.782
3. Rodrick Rhodes	1993-95	99	163	1.646
4. Sean Woods	1990-92	91	144	1.582
5. Cliff Hawkins	2001-04	126	199	1.579
6. Wayne Turner	1996-99	151	238	1.576
7. Jamal Mashburn	1991-93	98	153	1.561
8. John Pelphrey	1989-92	114	173	1.518
9. Reggie Hanson	1988-91	101	153	1.515
10. Tony Delk	1993-96	133	201	1.511

SINGLE-SEASON LEADERS

STEALS

Player	Season	G	Avg	Stls
1. Rajon Rondo	2004-05	34	2.6	87
2. Wayne Turner	1996-97	40	2.0	79
3. Rodrick Rhodes	1993-94	33	2.3	76
4. Cliff Hawkins	2003-04	32	2.3	74
5. Rajon Rondo	2005-06	34	2.0	69
Kyle Macy	1978-79	31	2.2	69
7. Anthony Epps	1996-97	40	1.7	68
8. Tony Delk	1995-96	36	1.9	67
9. John Wall	2009-10	38	1.8	66
Jared Prickett	1996-97	38	1.7	66
Ron Mercer	1996-97	40	1.7	66

STEALS PER GAME (MIN. 30 STEALS)

Player	Season	G	Stls	Avg
1. Rajon Rondo	2004-05	34	87	2.559
2. Cliff Hawkins	2003-04	32	74	2.313
3. Rodrick Rhodes	1993-94	33	76	2.303
4. Kyle Macy	1978-79	31	69	2.226
5. John Pelphrey	1991-92	28	61	2.179
Reggie Hanson	1989-90	28	61	2.179
7. Nerlens Noel	2012-13	24	50	2.083
8. Rajon Rondo	2005-06	34	69	2.029
9. Wayne Turner	1996-97	40	79	1.975
10. Tony Delk	1993-94	34	64	1.882

TEAM RECORDS

MOST STEALS

Game	23	vs. UT Martin (11/26/1994)
		vs. Mississippi State (1/9/1991)
Season	480	1996-97

INDIVIDUAL RECORDS

MOST STEALS

Game	8	Rajon Rondo vs. Mississippi State (2/19/2005)
		Wayne Turner vs. George Washington (11/24/1997)
Season	87	Rajon Rondo (2004-05)
Career	238	Wayne Turner (1996-99)

MOST STEALS PER GAME

Season	2.56	Rajon Rondo (2004-05) [87 in 34 games]
Career	2.29	Rajon Rondo (2005-06) [156 in 68 games]

SINGLE-GAME LEADERS

STEALS

Player, Opponent (Date)	Stls
1. Rajon Rondo, Mississippi State (2/19/2005)	8
Wayne Turner, George Washington (11/24/1997)	8
3. Jared Prickett, Tennessee (3/12/1993)	7
Reggie Hanson, Ole Miss (2/16/1991)	7
John Pelphrey, LSU (2/15/1990)	7
Winston Bennett, Mississippi State (1/16/1985)	7



YEAR-BY-YEAR STEALS LEADERS

YEAR	PLAYER	CL.	G	STLS	AVG
1978-79	Kyle Macy	Jr.	31	69	2.2
1979-80	Kyle Macy	Sr.	35	58	1.7
1980-81	Dirk Minniefield	So.	28	35	1.3
1981-82	Dirk Minniefield	Jr.	30	42	1.4
1982-83	Dirk Minniefield	Sr.	31	45	1.5
1983-84	Kenny Walker	So.	34	31	0.9
1984-85	Ed Davender	Fr.	31	33	1.1
1985-86	Ed Davender	So.	36	59	1.6
1986-87	James Blackmon	Sr.	29	50	1.7
1987-88	Rex Chapman	So.	32	53	1.7
1988-89	Reggie Hanson	So.	29	47	1.6
1989-90	Reggie Hanson	Jr.	28	61	2.2
	John Pelphrey	So.	28	61	2.2
1990-91	Sean Woods	Jr.	27	50	1.9
1991-92	Jamal Mashburn	So.	36	61	1.7
	John Pelphrey	Sr.	36	61	1.7
1992-93	Travis Ford	Jr.	34	56	1.6
1993-94	Rodrick Rhodes	So.	33	76	2.3
1994-95	Tony Delk	Jr.	33	53	1.6
1995-96	Tony Delk	Sr.	36	67	1.9
1996-97	Wayne Turner	So.	40	79	2.0
1997-98	Wayne Turner	Jr.	39	62	1.6
1998-99	Wayne Turner	Sr.	37	57	1.5
1999-00	Keith Bogans	Fr.	33	47	1.4
2000-01	Saul Smith	Sr.	34	51	1.5
2001-02	Cliff Hawkins	So.	32	48	1.5
2002-03	Keith Bogans	Sr.	36	42	1.2
	Chuck Hayes	So.	36	42	1.2
	Cliff Hawkins	Jr.	29	42	1.4
2003-04	Cliff Hawkins	Sr.	32	74	2.3
2004-05	Rajon Rondo	Fr.	34	87	2.6
2005-06	Rajon Rondo	So.	34	69	2.0
2006-07	Ramel Bradley	Jr.	34	44	1.3
2007-08	Ramel Bradley	Sr.	31	48	1.5
2008-09	Jodie Meeks	Jr.	36	48	1.3
2009-10	John Wall	Fr.	38	66	1.8
2010-11	DeAndre Liggins	Jr.	38	46	1.2
2011-12	Anthony Davis	Fr.	40	54	1.4
2012-13	Nerlens Noel	Fr.	24	50	2.1
2013-14	Willie Cauley-Stein	So.	37	44	1.2
2014-15	Willie Cauley-Stein	Jr.	39	47	1.2
2015-16	Tyler Ulis	So.	35	51	1.5
2016-17	De'Aaron Fox	Fr.	36	53	1.5
2017-18	Shai Gilgeous-Alexander	Fr.	37	61	1.6

BLOCKS RECORDS

CAREER LEADERS

BLOCKS

Player	Seasons	G	Avg	Blks
1. Jamaal Magloire	1997-00	145	1.8	268
2. Willie Cauley-Stein	2013-15	105	2.2	233
3. Melvin Turpin	1981-84	123	1.8	226
4. Sam Bowie	1980-81, 84	96	2.3	218
5. Andre Riddick	1992-95	126	1.7	212
6. Anthony Davis	2011-2012	40	4.7	186
7. Perry Stevenson	2007-10	134	1.2	159
8. Jules Camara	1999-00, 02-03	136	1.1	155
9. Patrick Patterson	2008-10	97	1.6	152
10. Marquis Estill	2001-03	100	1.4	143

BLOCKS PER GAME (MIN. 75 BLOCKS)

Player	Seasons	G	Blks	Avg
1. Anthony Davis	2012	40	186	4.650
2. Nerlens Noel	2013	24	106	4.417
3. Sam Bowie	1980-81, 84	96	218	2.271
4. Karl-Anthony Towns	2014-15	39	88	2.256
5. Willie Cauley-Stein	2013-15	105	233	2.219
6. Jamaal Magloire	1997-00	145	268	1.848
7. Melvin Turpin	1981-84	123	226	1.837
8. Andre Riddick	1992-95	126	212	1.683
9. Patrick Patterson	2008-10	97	152	1.567
10. Nazr Mohammed	1996-98	94	135	1.436

SINGLE-SEASON LEADERS

BLOCKS

Player	Season	G	Avg	Blks
1. Anthony Davis	2011-12	40	4.7	186
2. Willie Cauley-Stein	2013-14	37	2.9	106
Nerlens Noel	2012-13	24	4.4	106
4. Karl-Anthony Towns	2014-15	39	2.3	88
5. Andre Riddick	1993-94	34	2.4	83
Melvin Turpin	1982-83	31	2.7	83
7. Sam Bowie	1980-81	28	2.9	80
8. Jamaal Magloire	1996-97	40	2.0	79
9. Nazr Mohammed	1997-98	39	1.9	75
10. Sam Bowie	1979-80	34	2.1	73

BLOCKS PER GAME (MIN. 30 BLOCKS)

Player	Season	G	Blks	Avg
1. Anthony Davis	2011-12	40	186	4.650
2. Nerlens Noel	2012-13	24	106	4.417
3. Willie Cauley-Stein	2013-14	37	106	2.864
4. Sam Bowie	1980-81	28	80	2.857
5. Melvin Turpin	1982-83	31	83	2.677
6. Andre Riddick	1993-94	34	83	2.441
7. Karl-Anthony Towns	2014-15	39	88	2.256
8. Melvin Turpin	1981-82	30	67	2.233
9. Sam Bowie	1979-80	34	73	2.147
10. Willie Cauley-Stein	2012-13	29	60	2.069

TEAM RECORDS

MOST BLOCKS

Game	18	vs. St. John's (12/1/2011)
Season	344	2011-12

INDIVIDUAL RECORDS

MOST BLOCKS

Game	12	Nerlens Noel at Ole Miss (1/29/2013)
Season	186	Anthony Davis (2011-12)
Career	268	Jamaal Magloire (1997-2000)

MOST BLOCKS PER GAME

Season	4.65	Anthony Davis (2011-12) [186 in 40 games]
--------	------	---

Career

4.65	Anthony Davis (2011-12) [186 in 40 games]
------	---

SINGLE-GAME LEADERS

BLOCKS

Player, Opponent (Date)	Blks
1. Nerlens Noel, Ole Miss (1/29/2013)	12
2. Willie Cauley-Stein, Boise State (12/10/2013)	9
Willie Cauley-Stein, Providence (12/1/2013)	9
Andre Riddick, LSU (3/14/1993)	9
Sam Bowie, Vanderbilt (2/21/1981)	9
6. Nerlens Noel, Alabama (1/22/2013)	8
Anthony Davis, Tennessee (1/31/2012)	8
Anthony Davis, St. John's (12/1/2011)	8
Patrick Patterson, Georgia (3/4/2009)	8
Andre Riddick, Morehead State (12/17/1993)	8



YEAR-BY-YEAR BLOCK LEADERS

YEAR	PLAYER	CL.	G	BLKS	AVG
1978-79	Freddie Cowan	So.	31	36	1.2
1979-80	Sam Bowie	Fr.	34	73	2.1
1980-81	Sam Bowie	So.	28	80	2.9
1981-82	Melvin Turpin	So.	30	67	2.2
1982-83	Melvin Turpin	Jr.	31	83	2.7
1983-84	Sam Bowie	Sr.	34	65	1.9
1984-85	Kenny Walker	Jr.	31	37	1.2
1985-86	Kenny Walker	Sr.	36	43	1.2
1986-87	Rob Lock	Jr.	29	31	1.1
1987-88	Rob Lock	Sr.	33	32	1.0
1988-89	LeRon Ellis	So.	32	35	1.1
1989-90	Reggie Hanson	Jr.	28	40	1.4
1990-91	Reggie Hanson	Sr.	28	53	1.9
1991-92	Andre Riddick	Fr.	28	33	1.2
1992-93	Andre Riddick	So.	31	52	1.7
1993-94	Andre Riddick	Jr.	34	83	2.4
1994-95	Andre Riddick	Sr.	33	44	1.3
1995-96	Walter McCarty	Sr.	36	51	1.4
1996-97	Jamaal Magloire	Fr.	40	79	2.0
1997-98	Nazr Mohammed	Jr.	39	75	1.9
1998-99	Jamaal Magloire	Jr.	34	66	1.9
1999-00	Jamaal Magloire	Sr.	33	57	1.7
2000-01	Tayshaun Prince	Jr.	34	37	1.1
2001-02	Marquis Estill	Jr.	32	43	1.3
	Tayshaun Prince	Sr.	32	43	1.3
2002-03	Marquis Estill	Sr.	36	64	1.8
	Tayshaun Prince	Sr.	32	43	1.3
2003-04	Chuck Hayes	Jr.	32	45	1.4
2004-05	Shagari Alleyne	So.	29	44	1.5
2005-06	Randolph Morris	So.	21	24	1.1
2006-07	Randolph Morris	Jr.	34	70	2.1
2007-08	Perry Stevenson	So.	31	46	1.5
2008-09	Patrick Patterson	So.	34	70	2.1
2009-10	DeMarcus Cousins	Fr.	38	67	1.8
2010-11	Terrence Jones	Fr.	38	72	1.9
2011-12	Anthony Davis	Fr.	40	186	4.7
2012-13	Nerlens Noel	Fr.	24	106	4.4
2013-14	Willie Cauley-Stein	So.	37	106	2.9
2014-15	Karl-Anthony Towns	Fr.	39	88	2.3
2015-16	Skal Labissiere	Fr.	36	59	1.6
	Marcus Lee	Jr.	36	59	1.6
2016-17	Bam Adebayo	Fr.	38	57	1.5
2017-18	Wenyen Gabriel	So.	37	40	1.1

ASSISTS RECORDS

CAREER LEADERS

ASSISTS

Player	Seasons	G	Avg	Asst
1. Dirk Minniefield	1980-83	123	5.3	646
2. Anthony Epps	1994-97	141	3.9	544
3. Roger Harden	1983-86	122	4.1	498
4. Wayne Turner	1996-99	151	3.3	494
5. Sean Woods	1990-92	91	5.3	482
6. Kyle Macy	1978-80	98	4.8	470
7. Cliff Hawkins	2001-04	126	3.7	468
8. Ed Davender	1985-88	129	3.4	436
9. Travis Ford	1992-94	100	4.3	428
10. Tyler Ulis	2015-16	72	5.3	381
11. Saul Smith	1998-01	143	2.5	363
12. John Pelphey	1989-92	114	2.9	327
13. Larry Johnson	1974-77	112	2.8	319
14. Ramel Bradley	2004-08	128	2.5	316
15. Keith Bogans	2000-03	135	2.3	314

ASSISTS PER GAME (MIN. 60 GAMES)

Player	Seasons	G	Asst	Avg
1. Sean Woods	1990-92	91	482	5.30
2. Tyler Ulis	2015-16	72	381	5.29
3. Dirk Minniefield	1980-83	123	646	5.25
4. Kyle Macy	1978-80	98	470	4.80
5. Travis Ford	1992-94	100	428	4.28
6. Rajon Rondo	2005-06	68	285	4.19
7. Roger Harden	1983-86	122	498	4.08
8. Anthony Epps	1994-97	141	544	3.86
9. Andrew Harrison	2013-15	79	298	3.77
10. Cliff Hawkins	2001-04	126	468	3.71

SINGLE-SEASON LEADERS

ASSISTS

Player	Season	G	Avg	Asst
1. Tyler Ulis	2015-16	35	7.0	246
2. John Wall	2009-10	37	6.5	241
3. Roger Harden	1985-86	36	6.4	232
4. Anthony Epps	1996-97	40	4.8	193
Travis Ford	1993-94	33	5.9	193
6. Marquis Teague	2011-12	40	4.8	191
7. Shai Gilgeous-Alexander	2017-18	37	5.1	189
8. Dirk Minniefield	1981-82	30	6.3	188
9. Dirk Minniefield	1982-83	31	5.8	181
10. Kyle Macy	1977-78	32	5.6	178
12. Anthony Epps	1995-96	36	4.9	175
12. Wayne Turner	1997-98	39	4.4	173
13. Rajon Rondo	2005-06	34	4.9	167
Sean Woods	1991-92	36	4.6	167
15. Cliff Hawkins	2003-04	32	5.2	166
Travis Ford	1992-93	34	4.9	166
17. De'Aaron Fox	2016-17	36	4.6	165
18. Sean Woods	1989-90	28	5.9	164
19. Kyle Macy	1979-80	35	4.7	163
20. Andrew Harrison	2013-14	40	4.0	159
Brandon Knight	2010-11	38	4.2	159

TEAM RECORDS

MOST ASSISTS

Game	35	vs. San Jose State (3/14/1996)
Season	783	1995-96

INDIVIDUAL RECORDS

MOST ASSISTS

Game	16	John Wall vs. Hartford (12/29/2009)
Season	246	Tyler Ulis (2015-16)
Career	646	Dirk Minniefield (1980-83)

MOST ASSISTS PER GAME

Season:	7.0	Tyler Ulis (2015-16) [246 in 35 games]
Career	5.30	Sean Woods (1990-92) [482 in 91 games]

ASSISTS PER GAME

Player	Season	G	Asst	Avg
1. Tyler Ulis	2015-16	35	246	7.03
2. John Wall	2009-10	37	241	6.50
3. Roger Harden	1985-86	36	232	6.44
4. Dirk Minniefield	1981-82	30	188	6.27
5. Sean Woods	1989-90	28	164	5.86
6. Travis Ford	1993-94	33	193	5.85
7. Dirk Minniefield	1982-83	31	181	5.84
8. Sean Woods	1990-91	27	151	5.59
9. Kyle Macy	1977-78	32	178	5.56
10. Dirk Minniefield	1980-81	28	151	5.39

SINGLE-GAME LEADERS

ASSISTS

Player, Opponent (Date)	Asst
1. John Wall, Hartford (12/29/2009)	16
2. Travis Ford, Eastern Kentucky (12/8/1993)	15
3. Tyler Ulis, LSU (3/5/2016)	14
John Wall, UNC Asheville (11/30/2009)	14
Dickey Beal, BYU (3/17/1984)	14
Dirk Minniefield, Villanova (12/4/1982)	14
6. Anthony Epps, LSU (3/4/1995)	13
Rodrick Rhodes, Morehead State (12/19/1992)	13
Dirk Minniefield, Auburn (2/3/1982)	13
Dirk Minniefield, Mississippi State (1/23/1980)	13



YEAR-BY-YEAR ASSISTS LEADERS

YEAR	PLAYER	CL.	G	ASST	AVG
1961-62	Scotty Baesler	Jr.	26	112	4.3
1962-63	Cotton Nash	Jr.	25	66	2.6
1963-64	Larry Conley	So.	27	112	4.2
1964-65	Larry Conley	Jr.	25	81	3.2
1965-66	Larry Conley	Sr.	29	100	3.4
1966-67	Pat Riley	Sr.	26	68	2.6
1967-68	Mike Pratt	So.	27	82	3.0
1968-69	Mike Casey	Jr.	28	129	4.6
1969-70	Mike Pratt	Sr.	28	99	3.5
1970-71	Larry Steele	Sr.	24	93	3.9
1971-72	Stan Key	Sr.	28	89	3.2
1972-73	Jimmy Dan Conner	So.	28	83	3.0
1973-74	Mike Flynn	Jr.	26	83	3.2
1974-75	Jimmy Dan Conner	Sr.	31	106	3.4
	Mike Flynn	Sr.	31	106	3.4
1975-76	Larry Johnson	Jr.	30	98	3.3
1976-77	Larry Johnson	Sr.	30	143	4.8
1977-78	Kyle Macy	So.	32	178	5.6
1978-79	Kyle Macy	Jr.	31	129	4.2
1979-80	Kyle Macy	Sr.	35	163	4.7
1980-81	Dirk Minniefield	So.	28	151	5.4
1981-82	Dirk Minniefield	Jr.	30	188	6.3
1982-83	Dirk Minniefield	Sr.	31	181	5.8
1983-84	Dickey Beal	Sr.	30	133	4.4
1984-85	Roger Harden	Jr.	30	142	4.7
1985-86	Roger Harden	Sr.	36	232	6.4
1986-87	Rex Chapman	Fr.	29	103	3.6
1987-88	Ed Davender	Sr.	33	131	4.0
1988-89	Sean Sutton	So.	31	146	4.7
1989-90	Sean Woods	So.	28	164	5.9
1990-91	Sean Woods	Jr.	27	151	5.6
1991-92	Sean Woods	Sr.	36	167	4.6
1992-93	Travis Ford	Jr.	34	166	4.9
1993-94	Travis Ford	Sr.	33	193	5.8
1994-95	Anthony Epps	So.	33	138	4.2
1995-96	Anthony Epps	Jr.	36	175	4.9
1996-97	Anthony Epps	Sr.	40	193	4.8
1997-98	Wayne Turner	Jr.	39	173	4.4
1998-99	Wayne Turner	Sr.	37	145	3.9
1999-00	Saul Smith	Jr.	33	115	3.5
2000-01	Saul Smith	Sr.	34	134	3.9
2001-02	Cliff Hawkins	So.	32	136	4.3
2002-03	Cliff Hawkins	Jr.	29	111	3.8
2003-04	Cliff Hawkins	Sr.	32	166	5.2
2004-05	Patrick Sparks	Jr.	34	122	3.6
2005-06	Rajon Rondo	So.	34	167	4.9
2006-07	Ramel Bradley	Jr.	34	129	3.8
2007-08	Ramel Bradley	Sr.	30	101	3.7
2008-09	DeAndre Liggins	Fr.	33	92	2.8
	Michael Porter	Jr.	36	92	2.6
2009-10	John Wall	Fr.	37	241	6.5
2010-11	Brandon Knight	Fr.	38	159	4.2

YEAR	PLAYER	CL.	G	ASST	AVG
2011-12	Marquis Teague	Fr.	40	191	4.8
2012-13	Julius Mays	Sr.	33	63	2.9
2013-14	Andrew Harrison	Fr.	40	159	4.0
2014-15	Andrew Harrison	So.	39	139	3.6
2015-16	Tyler Ulis	So.	35	246	7.0
2016-17	De'Aaron Fox	Fr.	36	165	4.6
2017-18	Shai Gilgeous-Alexander	Fr.	37	189	5.1

MISCELLANEOUS RECORDS

INDIVIDUAL RECORDS

MOST GAMES PLAYED

Season: 40

Anthony Epps, Jamaal Magloire, Ron Mercer and Wayne Turner (1996-97); Anthony Davis, Michael-Kidd Gilchrist, Doron Lamb, Darius Miller, Marquis Teague, Kyle Wiltjer (2011-12); Aaron Harrison, Andrew Harrison, Alex Poythress, Julius Randle, James Young (2013-14)

Career: 152

Darius Miller (2008-12)

Career (SEC): 72

Kenny Walker (1983-86)

MOST GAMES STARTED

Season: 40

Ron Mercer (1996-97); Anthony Davis, Marquis Teague (2011-12); Aaron Harrison, Julius Randle (2013-14)

Career: 136

Ralph Beard (1946-49)

MOST CONSECUTIVE GAMES STARTED

Career: 110

Chuck Hayes (Feb. 19, 2002 to Mar. 27, 2005); Alex Groza (Nov. 28, 1946 to Mar. 26, 1949)

Career (SEC): 54

Dan Issel (1968-70); Mike Pratt (1968-70); Jack Givens (1975-78)

MOST WINS

Career: 132

Wayne Turner (1996-99)

CAREER LEADERS

DOUBLE-DOUBLES

Player	Seasons	G	DD
1. Dan Issel	1968-70	83	64
2. Cotton Nash	1962-64	78	44
3. Jim Andrews	1971-73	80	43
4. Kenny Walker	1983-86	132	31
Tom Parker	1970-72	80	31
6. Patrick Patterson	2008-10	97	30
Rick Robey	1975-78	105	30
8. Mike Pratt	1968-70	81	29
9. Sam Bowie	1980-81, 84	96	27
10. Jamal Mashburn	1991-93	98	26

30-POINT GAMES

Player	Seasons	G	30+
1. Dan Issel	1968-70	83	31
2. Cotton Nash	1962-64	78	21
3. Louie Dampier	1965-67	80	12
4. Kevin Grevey	1973-75	84	11
5. Kenny Walker	1983-86	132	9
6. Cliff Hagan	1951-54	77	8
7. Jodie Meeks	2007-09	81	7
Jamal Mashburn	1991-93	98	7
Jim Andrews	1971-73	80	7

TEAM RECORDS

MOST GAMES PLAYED

Season

40 1996-97, 2011-12, 2013-14

MOST WINS

Season

38 2011-12, 2014-15

FEWEST WINS

Season (20 or more games)

13 1966-67, 1973-74, 1988-89

LONGEST WIN STREAK

Overall

38 games 11/14/2014 - 4/4/2015

SEC

51 games 1/28/1950 - 1/8/1955

MOST LOSSES

Season

19 1988-89 [13-19]

LONGEST LOSING STREAK

Overall

9 games 1922-23

SEC

6 games 1988-89

MOST PERSONAL FOULS

Game

41 vs. Tennessee (1/21/1992)
vs. Ohio (1/12/1948)

Season

847 1991-92

FEWEST PERSONAL FOULS

Season

307 1944-45

Bob Burrow	1955-56	51	7
Alex Groza	1945-49	120	7

GAMES PLAYED

Player	Seasons	G
1. Darius Miller	2008-12	152
2. Wayne Turner	1996-99	151
3. Jamaal Magloire	1997-00	145
4. Saul Smith	1998-01	143
Jared Prickett	1993-97	143
6. Anthony Epps	1994-97	141
7. Ralph Beard	1946-49	139
8. Jules Camara	1999-00, 02-03	136
9. Keith Bogans	2000-03	135
Tayshaun Prince	1999-02	135
Jim Line	1947-50	135

GAMES STARTED

Player	Seasons	GS
1. Ralph Beard	1946-49	136
2. Keith Bogans	2000-03	122



3.	Chuck Hayes	2002-05	111
4.	Alex Groza	1947-49	110
5.	Tayshaun Prince	1999-02	109
	Ed Davender	1985-88	109
7.	Gerald Fitch	2000-03	107
	Dirk Minniefield	1980-83	107
9.	Tony Delk	1993-96	103
	Kenny Walker	1983-86	103

SINGLE-SEASON LEADERS

DOUBLE-DOUBLES

	Player	Season	G	DD
1.	Dan Issel	1969-70	28	26
2.	Julius Randle	2013-14	40	24
3.	Dan Issel	1968-69	28	22
4.	Jim Andrews	1972-73	28	21
5.	Anthony Davis	2011-12	40	20
	DeMarcus Cousins	2009-10	38	20
7.	Jim Andrews	1971-72	28	19
8.	Cotton Nash	1961-62	26	18
9.	Dan Issel	1967-68	27	16
10.	Patrick Patterson	2008-09	34	15
	Jamaal Magloire	1999-00	33	15
	Tom Parker	1971-72	27	15

30-POINT GAMES

	Player	Season	G	30+
1.	Dan Issel	1969-70	28	19
2.	Dan Issel	1968-69	28	10
3.	Cotton Nash	1963-64	27	9
	Cotton Nash	1961-62	26	9
5.	Jodie Meeks	2008-09	36	7
6.	Louie Dampier	1966-67	26	6
	Bob Burrow	1955-56	25	6
	Alex Groza	1948-49	34	6
9.	Kenny Walker	1984-85	31	5
	Kevin Grevey	1974-75	31	5
	Jim Andrews	1971-72	28	5
	Cliff Hagan	1951-52	32	5

SINGLE-GAME HIGHS

TRIPLE-DOUBLES

	Player, Opponent (Date)	P	R	A
1.	Isaiah Briscoe (12-29-2016)	19	10	11
	De'Aaron Fox (11-28-2016)	14	11	10
	Chris Mills, Austin Peay (12-27-88)	19	10	10

UK VS. EACH STATE/PROVINCE/COUNTRY

STATE	RECORD	PCT
Alabama	210-59	.781
Alaska	5-0	1.000
Arizona	8-3	.727
Arkansas	34-11	.756
California	18-11	.621
Colorado	3-0	1.000
Connecticut	3-4	.429
Delaware	1-0	1.000
D.C.	2-2	.500
Florida	115-44	.723
Georgia	188-42	.817
Hawaii	3-0	1.000
Idaho	3-0	1.000
Illinois	47-13	.783
Indiana	99-52	.656
Iowa	8-3	.727
Kansas	33-10	.767
Kentucky	174-70-1	.712
Louisiana	135-34	.799
Maine	1-0	1.000
Maryland	15-6	.714
Massachusetts	15-1	.938
Mexico	4-0	1.000
Michigan	24-14	.632
Minnesota	4-1	.800
Mississippi	205-33	.861
Missouri	21-10	.677
Montana	2-0	1.000
Nebraska	10-5	.667
Nevada	4-0	1.000

STATE	RECORD	PCT
New Hampshire	3-1	.750
New Jersey	10-2	.833
New Mexico	1-0	1.000
New York	44-13	.772
North Carolina	51-35	.593
Ohio	131-40	.766
Oklahoma	11-2	.846
Ontario	4-0	1.000
Oregon	9-0	1.000
Pennsylvania	45-8	.849
Rhode Island	4-0	1.000
South Carolina	69-16	.812
South Dakota	1-0	1.000
Tennessee	346-120	.742
Texas	42-10	.808
Utah	14-2	.875
Vermont	1-0	1.000
Virginia	35-8	.814
Washington	5-0	1.000
West Virginia	29-5	.853
Wisconsin	12-9	.571
Wyoming	2-0	1.000
Total	2,263-699-1	.764



STREAKS

ALL-TIME WINNING STREAKS

OVERALL

No.	Began	Ended
38	Nov. 14, 2014 vs. Grand Canyon, 85-45	April 4, 2015 vs. Wisconsin, 64-71
32	Dec. 5, 1953 vs. Temple, 86-59	Jan. 8, 1955 vs. Georgia Tech, 58-59
27	Dec. 2, 1995 vs. Indiana, (N) 89-82	Mar. 10, 1996 vs. Mississippi State, (N) 73-84
26	Jan. 28, 1946 vs. Georgia Tech, 54-26	Dec. 30, 1946 vs. Oklahoma State, (N) 31-37
26	Dec. 30, 2002 vs. Tennessee St., 115-87	Mar. 29, 2003 vs. Marquette, (N) 69-83
25	Feb. 27, 1965 vs. Tennessee, 61-60	Mar. 5, 1966 at Tennessee, 62-69
24	Feb. 6, 1933 vs. Mexico, 81-22	Feb. 24, 1934 vs. Florida, (N) 32-38
24	Dec. 17, 2011 vs. Chattanooga, 87-62	March 11, 2012 vs. Vanderbilt, (N) 64-71
23	Jan. 2, 1952 vs. Ole Miss, 116-58	Mar. 22, 1952 vs. St. John's, (N) 57-64
21	Jan. 11, 1949 vs. Bowling Green, (N) 63-61	Mar. 31, 1949 vs. Loyola (Chicago), (N) 56-67
21	Dec. 30, 1950 vs. Syracuse, (N) 69-59	Mar. 3, 1951 vs. Vanderbilt, (N) 57-61
19	Nov. 13, 2009 vs. Morehead State, 75-59	Jan. 26, 2010 at South Carolina, 62-68
18	Feb. 5, 1948 at Alabama, 41-31	Mar. 31, 1948 vs. Phillips Oilers, (N) 49-53
16	Mar. 1, 1958 at Tennessee, 77-66	Jan. 6, 1959 at Vanderbilt, 66-75
16	Dec. 11, 1961 vs. St. Louis, 86-77	Feb. 12, 1962 vs. Mississippi State, 44-49
16	Mar. 15, 1969 vs. Miami (Ohio), (N) 72-71	Jan. 31, 1970 at Vanderbilt, 81-87
16	Feb. 21, 1976 vs. Florida, 96-89	Dec. 18, 1976 vs. Utah, 68-70
16	Feb. 13, 1978 at Ole Miss, 64-52	Dec. 16, 1978 at Indiana, 67-68

SINGLE SEASON

No.	Began	Ended
38	Nov. 14, 2014 vs. Grand Canyon, 85-45	April 4, 2015 vs. Wisconsin, 64-71
27	Dec. 2, 1995 vs. Indiana, (N) 89-82	Mar. 10, 1996 vs. Mississippi State, (N) 73-84
26	Dec. 30, 2002 vs. Tennessee State, 115-87	Mar. 29, 2003 vs. Marquette, (N) 69-83
*25	Dec. 5, 1953 vs. Temple, 86-59	Mar. 1, 1954 at Alabama, 68-43
24	Dec. 17, 2011 vs. Chattanooga, 87-62	March 11, 2012 vs. Vanderbilt, (N) 64-71
23	Jan. 2, 1952 vs. Ole Miss, (N) 116-58	Mar. 22, 1952 vs. St. John's, (N) 57-64
23	Dec. 1, 1965 vs. Hardin-Simmons, 83-55	Mar. 5, 1966 at Tennessee, 62-69
21	Jan. 11, 1949 vs. Bowling Green, (N) 63-61	Mar. 14, 1949 vs. Loyola (Chicago), (N) 56-67
21	Dec. 30, 1950 vs. Syracuse, (N) 69-59	Mar. 3, 1951 vs. Vanderbilt, (N) 57-61

HOME COURT

No.	Began	Ended
**129	Jan. 4, 1943 vs. Ft. Knox, 64-30	Jan. 8, 1955 vs. Georgia Tech, 59-58
^55	Mar. 17, 2009 vs. UNLV, 70-60	Dec. 1, 2012 vs. Baylor, 64-55
42	March 4, 2014 vs. Alabama	Dec. 3, 2016 vs. UCLA, 97-92
39	Jan. 10, 1933 vs. South Carolina, 44-36	Feb. 22, 1936 vs. Creighton, 31-29
33	Jan. 29, 1992 vs. Ole Miss, 96-78	Feb. 9, 1994 vs. Arkansas, 90-82
30	Dec. 1, 1980 vs. East Tennessee St, 62-57	Mar. 6, 1982 vs. Alabama, 48-46
28	Dec. 21, 1957 vs. Minnesota, 78-58	Dec. 19, 1959 vs. West Virginia, 79-70
28	Dec. 20, 1968 vs. Michigan, 112-104	Dec. 19, 1970 vs. Purdue, 89-83
27	Jan. 11, 1930 vs. Creighton, 25-21	Feb. 20, 1932 vs. Vanderbilt, 32-31
27	Feb. 18, 1995 vs. Florida, 87-77	Mar. 2, 1997 vs. South Carolina, 72-66
26	Jan. 22, 1977 vs. LSU, 87-72	Dec. 22, 1978 vs. Texas A&M, 73-69

* UK registered 25 wins during its undefeated season of 1953-54. The team declined a bid to the NCAA Tournament

** NCAA record

^ Win streak began at Memorial Coliseum due to scheduling conflict at Rupp Arena

**BIGGEST WINS**

	Margin	Score	Opponent	Site	Date
1.	+77	143-66	Georgia	Louisville, Ky.	Feb. 27, 1956
2.	+74	124-50	UT Martin	Lexington, Ky.	Nov. 26, 1994
3.	+72	90-18	Western Ontario	Lexington, Ky.	Dec. 10, 1949
	+72	96-24	Wabash	Lexington, Ky.	Dec. 28, 1946
5.	+69	98-29	Vanderbilt	Louisville, Ky.	Feb. 27, 1947
	+69	75-6	Arkansas State	Lexington, Ky.	Jan. 8, 1945
	+69	81-12	Oglethorpe	Lexington, Ky.	Dec. 13, 1934
8.	+66	84-18	Auburn	Louisville, Ky.	Feb. 28, 1947
9.	+65	83-18	Texas A&M	Lexington, Ky.	Dec. 14, 1946
10.	+64	96-32	Morehead State	Lexington, Ky.	Dec. 16, 1995
11.	+62	106-44	Vanderbilt	Lexington, Ky.	Mar. 5, 2003
12.	+61	101-40	Tennessee	Lexington, Ky.	Mar. 12, 1993

BIGGEST LOSSES

	Margin	Score	Opponent	Site	Date
1.	-70	17-87	Central	Danville, Ky.	Jan. 28, 1910
2.	-55	95-150	Kansas	Lawrence, Kan.	Dec. 9, 1989
3.	-47	10-57	Wabash	Crawfordsville, Ind.	Jan. 6, 1925
4.	-42	9-51	Central	Danville, Ky.	Mar. 11, 1910
5.	-41	52-93	Vanderbilt	Nashville, Tenn.	Feb. 12, 2008
	-41	11-52	Rose Polytechnic	Terre Haute, Ind.	Feb. 10, 1910
7.	-39	50-89	CC of New York	New York, N.Y.	Mar. 14, 1950
8.	-38	10-48	Cincinnati	Lexington, Ky.	Dec. 18, 1926
9.	-37	17-54	Christ Church, Cin.	Cincinnati, Ohio	Feb. 15, 1906
10.	-35	41-76	LSU	Lexington, Ky.	Jan. 18, 1987



OVERTIME

DATE	OPPONENT	W/L	SCORE	OT
2/12/1907	at Central	L	23-25	OT
1/8/1910	at Kentucky Wesleyan	W	14-12	OT
2/21/1918	CENTRE	W	22-20	3OT
3/6/1920	at Centre	L	18-20	OT
2/13/1922	at Virginia	L	30-32	OT
12/21/1928	MIAMI, OHIO	W	43-42	3OT
2/1/1929	at Mississippi State	W	25-23	OT
1/31/1930	at Tennessee	L	24-29	OT
2/1/1930	WASHINGTON & LEE	W	28-26	OT
2/22/1930	at Georgia	W	22-21	OT
1/31/1931	at Tennessee	W	36-32	OT
12/15/1936	at Xavier	W	34-28	OT
2/18/1939	at Tennessee	W	36-34	2OT
1/6/1940	at Xavier	W	42-41	OT
3/1/1940	at Tennessee	W	30-29	OT
12/23/1944	OHIO STATE	W	53-48	OT
1/1/1945	at Long Island	W	62-52	OT
1/27/1945	Notre Dame (Louisville, Ky.)	L	58-59	OT
12/29/1949	Villanova (New Orleans)	W	57-56	OT
12/29/1950	St. Louis (New Orleans)	L	42-43	OT
12/7/1957	TEMPLE	W	85-83	3OT
2/22/1958	Alabama (Montgomery, Ala.)	W	45-43	OT
12/15/1958	MARYLAND	W	58-56	OT
12/14/1959	at Kansas	W	77-72	OT
12/22/1960	SAINT LOUIS	L	72-74	OT
1/5/1963	GEORGIA TECH	L	85-86	2OT
1/19/1963	TENNESSEE	L	69-78	OT
1/10/1966	at Georgia	W	69-65	2OT
12/5/1966	ILLINOIS	L	97-98	OT
1/5/1967	VANDERBILT	L	89-91	OT
1/23/1967	TENNESSEE	L	50-52	2OT
2/11/1967	MISSISSIPPI STATE	L	72-77	OT
1/27/1969	at Alabama	W	83-70	OT
12/12/1970	at Indiana	W	95-93	OT
12/11/1971	Indiana (Louisville, Ky.)	L	89-90	2OT
2/5/1972	at Vanderbilt	W	85-80	OT
2/12/1973	MISSISSIPPI STATE	W	100-87	OT
3/15/1973	Austin Peay (NCAA)	W	106-100	OT
2/11/1974	at Auburn	L	97-99	OT
12/15/1975	Indiana (Louisville, Ky.)	L	68-77	OT
1/10/1976	TENNESSEE	L	88-90	OT
1/26/1976	at Auburn	L	84-91	OT
3/8/1976	MISSISSIPPI STATE	W	94-93	OT
1/3/1977	GEORGIA	W	64-59	OT
1/12/1977	TENNESSEE	L	67-71	OT
2/11/1978	at LSU	L	94-95	OT
12/9/1978	KANSAS	W	67-66	OT
12/16/1978	at Indiana	L	67-68	OT
1/25/1979	at Auburn	W	86-83	OT
3/3/1979	Tennessee (Birmingham, Ala.)	L	69-75	OT
3/7/1979	CLEMSON	L	67-68	OT
11/17/1979	Duke (Springfield, Mass.)	L	76-82	OT
2/24/1980	at LSU	W	76-74	OT
1/31/1981	at Georgia	W	71-68	2OT
12/12/1981	at Kansas	W	77-74	OT
12/29/1981	Notre Dame (Louisville, Ky.)	W	34-28	OT
2/3/1982	at Auburn	L	81-83	OT

DATE	OPPONENT	W/L	SCORE	OT
1/10/1983	at Mississippi State	W	59-53	OT
1/22/1983	at Vanderbilt	W	82-77	OT
3/26/1983	Louisville (NCAA)	L	68-80	OT
2/2/1985	at Auburn	W	49-47	OT
2/11/1987	TENNESSEE	W	91-84	OT
12/5/1987	Indiana (Indianapolis)	W	82-76	OT
12/23/1989	UL LAFAYETTE	L	113-116	OT
3/28/1992	Duke (NCAA)	L	103-104	OT
4/3/1993	Michigan (NCAA)	L	78-81	OT
1/8/1994	at Georgia	L	90-94	OT
3/12/1995	Arkansas (SEC)	W	95-93	OT
11/15/1996	Clemson (Indianapolis)	L	71-79	OT
2/4/1997	at South Carolina	L	79-84	OT
3/31/1997	Arizona (NCAA)	L	79-84	OT
1/17/1998	ARKANSAS	W	80-77	OT
3/28/1998	Stanford (NCAA)	W	86-85	OT
12/8/1998	Indiana (Louisville, Ky.)	W	70-61	OT
1/26/1999	at Georgia	W	91-83	OT
3/14/1999	Kansas (NCAA)	W	92-88	OT
1/22/2000	at Vanderbilt	W	81-73	OT
3/16/2000	St. Bonaventure (NCAA)	W	85-80	2OT
11/10/2000	UCLA (New York)	L	92-97	OT
12/18/2001	Duke (East Rutherford, N.J.)	L	91-94	OT
1/5/2002	at Mississippi State	L	69-74	OT
2/6/2002	at Tennessee	L	74-76	OT
1/20/2004	at Tennessee	W	69-68	OT
3/12/2005	LSU (SEC)	W	79-78	OT
3/27/2005	Michigan State (NCAA)	L	88-94	2OT
1/24/2007	at Georgia	L	68-78	OT
3/9/2007	Mississippi State (SEC)	L	82-84	OT
1/12/2008	VANDERBILT	W	79-73	3OT
1/19/2008	at Florida	L	70-81	OT
3/15/2008	Georgia (SEC)	L	56-60	OT
11/25/2009	Stanford (Cancun)	W	73-65	OT
2/16/2010	MISSISSIPPI STATE	W	81-75	OT
3/14/2010	Mississippi State (SEC)	W	75-74	OT
2/23/2011	at Arkansas	L	76-77	OT
2/2/2013	at Texas A&M	W	72-68	OT
2/23/2013	MISSOURI	W	90-83	OT
1/14/2014	at Arkansas	L	85-87	OT
2/22/2014	LSU	W	77-76	OT
2/27/2014	ARKANSAS	L	67-71	OT
1/6/2015	OLE MISS	W	89-86	OT
1/10/2015	at Texas A&M	W	70-64	2OT
1/30/2016	at Kansas	L	90-84	OT
2/20/2016	at Texas A&M	L	79-77	OT
3/13/2016	vs. Texas A&M (SEC)	W	82-77	OT
1/31/2017	GEORGIA	W	90-81	OT
1/30/2018	VANDERBILT	W	83-81	OT
Total	106 Games		59-47	



CALIPARI ERA INDIVIDUAL SINGLE-GAME RECORDS

MOST POINTS

Pts.	Player vs. Opponent	Date
47	Malik Monk vs. North Carolina	12/17/16
39	De'Aaron Fox vs. UCLA	3/24/17
37	Malik Monk vs. GEORGIA	1/31/17
35	Jamal Murray vs. FLORIDA	2/6/16
35	Terrence Jones vs. AUBURN	1/11/11
34	Kevin Knox at West Virginia	1/27/17
34	Malik Monk at Ole Miss	12/29/16
33	Malik Monk vs. FLORIDA	2/25/17
33	Jamal Murray at Vanderbilt	2/27/16
33	Jamal Murray vs. Ohio State	12/19/15
32	Doron Lamb vs. WINTHROP	12/22/10
30	Shai Gilgeous-Alexander vs. VANDERBILT	1/30/18
30	Tyler Ulis vs. Texas A&M	3/13/16
30	Brandon Knight vs. West Virginia	3/19/11
29	Shai Gilgeous-Alexander vs. Tennessee	3/11/18
29	Julius Randle vs. BELMONT	12/21/13
29	Terrence Jones vs. Oklahoma	11/22/10
29	Eric Bledsoe vs. ETSU	3/18/10

SEC: 37, Malik Monk vs. GEORGIA, 1/31/17

Postseason: 39, De'Aaron Fox vs. UCLA, 3/24/17

SEC Tourney: 30, Tyler Ulis vs. Texas A&M, 3/13/16

NCAA Tourney: 39, De'Aaron Fox vs. UCLA, 3/24/17

Rupp Arena: 37, Malik Monk vs. GEORGIA, 1/31/17

On the Road: 34, Kevin Knox at West Virginia, 1/27/18

Neutral: 47, Malik Monk vs. North Carolina, 12/17/16

SEC Road: 34, Malik Monk at Ole Miss, 12/29/16

Ranked Opp.: 47, Malik Monk vs. North Carolina, 12/17/16

Freshman: 47, Malik Monk vs. North Carolina, 12/17/16

Sophomore: 30, Tyler Ulis vs. Texas A&M, 3/13/16

Junior: 25, Derek Willis vs. TENNESSEE, 2/18/16

Senior: 25, Alex Poythress at Alabama, 1/19/16

Opener: 25, Terrence Jones vs. ETSU, 11/12/10

SEC Opener: 34, Malik Monk at Ole Miss, 12/29/16

***In some cases, the most recent occurrence is listed*

MOST POINTS IN AN SEC GAME

Pts.	Player vs. Opponent	Date
37	Malik Monk vs. GEORGIA	1/31/17
35	Jamal Murray vs. FLORIDA	2/6/16
35	Terrence Jones vs. AUBURN	1/11/11
34	Malik Monk at Ole Miss	12/29/16
33	Malik Monk vs. FLORIDA	2/25/17
33	Jamal Murray at Vanderbilt	2/27/16
30	Shai Gilgeous-Alexander vs. VANDERBILT	1/30/18
28	Jamal Murray vs. TENNESSEE	2/18/16
28	Anthony Davis vs. VANDERBILT	2/25/12
27	Malik Monk vs. VANDERBILT	2/28/17
27	Malik Monk vs. SOUTH CAROLINA	1/21/17
27	De'Aaron Fox vs. ARKANSAS	1/7/17
27	Tyler Ulis at South Carolina	2/13/16
27	Terrence Jones at LSU	1/28/12
27	Anthony Davis vs. ARKANSAS	1/17/12
27	DeMarcus Cousins at South Carolina	1/26/10
26	Malik Monk vs. TEXAS A&M	1/3/17
26	Jamal Murray at South Carolina	2/13/16
26	Aaron Harrison vs. OLE MISS	1/6/15
26	Andrew Harrison vs. TENNESSEE	1/18/14

26	James Young vs. MISSISSIPPI STATE	1/8/14
26	Kyle Wiltjer at Ole Miss	1/29/13
26	Brandon Knight at Arkansas	2/23/11

MOST POINTS IN A HALF

Pts.	Player vs. Opponent	Date
30	Malik Monk ² vs. FLORIDA	2/25/17
27	Malik Monk ¹ vs. North Carolina	12/17/16
27	Jamal Murray ² vs. Ohio State	12/19/15
24	De'Aaron Fox ² vs. UCLA	3/24/17
24	Malik Monk ¹ at Ole Miss	12/29/16
23	Malik Monk ² vs. GEORGIA	1/31/17
23	Julius Randle ² vs. Michigan State	11/12/13
22	Terrence Jones ² vs. AUBURN	1/11/11
22	Eric Bledsoe ² vs. MOREHEAD STATE	11/13/09

1 - First Half; 2 - Second Half

MOST POINTS OFF THE BENCH

Pts.	Player vs. Opponent	Date
35	Terrence Jones vs. AUBURN	1/11/11
32	Doron Lamb vs. WINTHROP	12/22/10
27	Malik Monk vs. VANDERBILT	2/28/17
26	Kyle Wiltjer at Ole Miss	1/29/13
24	Shai Gilgeous-Alexander vs. LOUISVILLE	12/29/17
24	Kyle Wiltjer vs. LOYOLA	12/22/11
24	Doron Lamb at North Carolina	12/4/10
23	Kyle Wiltjer vs. LIPSCOMB	12/15/12
21	Shai Gilgeous-Alexander vs. GEORGIA	12/31/18

MOST 3-POINTERS MADE

3's	Player vs. Opponent	Date
8	Malik Monk vs. North Carolina	12/17/16
8	Jamal Murray vs. FLORIDA	2/6/16
8	Eric Bledsoe vs. ETSU	3/18/10
7	Wenyen Gabriel vs. Alabama	3/10/18
7	Malik Monk vs. GEORGIA	1/31/17
7	Malik Monk vs. Michigan State	11/15/16
7	Derek Willis vs. TENNESSEE	2/18/16
7	Jamal Murray vs. Ohio State	12/19/15
7	Kyle Wiltjer vs. LIPSCOMB	12/15/12
7	Kyle Wiltjer vs. LAFAYETTE	11/16/12
7	Doron Lamb vs. WINTHROP	12/22/10

MOST FREE THROWS

Ft's	Player vs. Opponent	Date
14	Tyler Ulis at Arkansas	1/21/16
13	De'Aaron Fox vs. UCLA	3/24/17
13	Julius Randle at Ole Miss	2/18/14
13	Julius Randle vs. BELMONT	12/21/13
12	Shai Gilgeous-Alexander vs. GEORGIA	12/31/17
12	Tyler Ulis at Tennessee	2/2/16
12	Dakari Johnson vs. UT ARLINGTON	11/25/14
12	Archie Goodwin at Ole Miss	1/29/13
12	Archie Goodwin vs. MOREHEAD STATE	11/21/12
12	Anthony Davis vs. LOUISVILLE	12/31/11

MOST REBOUNDS

Rebs	Player vs. Opponent	Date
19	Michael Kidd-Gilchrist vs. LOUISVILLE	12/31/11
18	Bam Adebayo vs. Northern Kentucky	3/17/17
18	Anthony Davis vs. CHATTANOOGA	12/17/11

18	DeMarcus Cousins vs. LOUISVILLE	1/2/10
18	Patrick Patterson vs. RIDER	11/21/09
18	DeMarcus Cousins vs. SAM HOUSTON ST.	11/19/09
17	Terrence Jones vs. Notre Dame	12/8/10
17	Terrence Jones at Washington	11/23/10
16	Wenyan Gabriel vs. AUBURN	1/14/17
16	Julius Randle vs. LSU	3/14/14
16	Julius Randle vs. UNC ASHEVILLE	11/8/13
16	Nerlens Noel vs. BAYLOR	12/1/12
16	Anthony Davis vs. Kansas	4/2/12
16	Anthony Davis vs. LITTLE ROCK	1/3/12

SEC: 16, Wenyan Gabriel, vs. AUBURN, 1/14/17

Postseason: 18, Bam Adebayo, vs. NKU, 3/17/17

SEC Tourney: 16, Julius Randle vs. LSU, 3/14/14

NCAA Tourney: 18, Bam Adebayo, vs. NKU, 3/17/17

Rupp Arena: 19, Michael Kidd-Gilchrist vs. LOUISVILLE, 12/31/11

On the Road: 17, Terrence Jones at Washington, 11/23/10

SEC Road: 15, Bam Adebayo at Missouri, 2/21/17

Ranked Opp.: 19, Michael Kidd-Gilchrist vs. LOUISVILLE, 12/31/11

Freshman: 19, M. Kidd-Gilchrist vs. LOUISVILLE, 12/31/11

Sophomore: 14, Isaiah Briscoe at Tennessee, 1/24/17

Junior: 18, Patrick Patterson vs. RIDER, 11/21/09

Senior: 14, Josh Harrellson at Arkansas, 2/23/11

Opener: 16, Julius Randle vs. UNC ASHEVILLE, 11/8/13

SEC Opener: 12, Willie Cauley-Stein vs. OLE MISS, 1/6/15

***In some cases, the most recent occurrence is listed*

MOST OFFENSIVE REBOUNDS

Rebs	Player vs. Opponent	Date
9	Willie Cauley-Stein vs. ARKANSAS	2/27/14
9	DeMarcus Cousins vs. OLE MISS	2/2/10
9	Patrick Patterson vs. RIDER	11/21/09
8	Bam Adebayo vs. UT MARTIN	11/25/16
8	Dakari Johnson vs. GRAND CANYON	11/14/14
8	DeMarcus Cousins vs. VANDERBILT	1/30/10
8	Patrick Patterson at Indiana	12/12/09
8	DeMarcus Cousins vs. SAM HOUSTON ST.	11/19/09

MOST DEFENSIVE REBOUNDS

Rebs	Player vs. Opponent	Date
15	Terrence Jones vs. Notre Dame	12/8/10
14	DeMarcus Cousins vs. LOUISVILLE	1/2/10
13	Anthony Davis vs. LSU	3/9/12
13	Michael Kidd-Gilchrist vs. LOUISVILLE	12/31/11
13	Anthony Davis vs. CHATTANOOGA	12/17/11
13	Terrence Jones vs. Washington	11/23/10
12	Jarred Vanderbilt vs. MISSOURI	2/24/18
12	Bam Adebayo vs. Northern Kentucky	3/17/17
12	Karl-Anthony Towns vs. GEORGIA	2/3/15
12	Julius Randle vs. Kansas State	3/21/14
12	Anthony Davis vs. Kansas	4/2/12
12	Anthony Davis vs. Louisville	3/31/12
12	Anthony Davis vs. LITTLE ROCK	1/3/12

MOST ASSISTS

Assts.	Player vs. Opponent	Date
16	John Wall vs. HARTFORD	12/29/09
14	Tyler Ulis vs. LSU	3/5/16
14	John Wall vs. UNC Asheville	11/30/09
12	De'Aaron Fox vs. STEPHEN F. AUSTIN	11/11/16
12	Tyler Ulis at South Carolina	2/13/16

11	Isaiah Briscoe at Ole Miss	12/29/16
11	De'Aaron Fox vs. CLEVELAND STATE	11/23/16
11	Tyler Ulis at Florida	3/1/16
11	Tyler Ulis at Texas A&M	2/20/16
11	Tyler Ulis vs. FLORIDA	2/6/16
11	John Wall vs. ETSU	3/18/10
11	John Wall vs. RIDER	11/21/09

SEC: 14, Tyler Ulis vs. LSU, 3/5/16

Postseason: 11, John Wall vs. ETSU, 3/18/10

SEC Tourney: 9, Shai Gilgeous-Alexander vs. Georgia, 3/9/18

NCAA Tourney: 11, John Wall vs. ETSU, 3/18/10

Rupp Arena: 16, John Wall vs. HARTFORD, 12/29/09

On the Road: 12, Tyler Ulis, at South Carolina, 2/13/16

SEC Road: 12, Tyler Ulis, at South Carolina, 2/13/16

Ranked Opp.: 12, Tyler Ulis, at South Carolina, 2/13/16

Freshman: 16, John Wall vs. HARTFORD, 12/29/09

Sophomore: 14, Tyler Ulis vs. LSU, 3/5/16

Junior: 9, DeAndre Liggins vs. WINTHROP, 12/22/10

Senior: 10, Julius Mays vs. LAFAYETTE, 11/16/12

Opener: 12, De'Aaron Fox vs. STEPHEN F. AUSTIN, 11/11/16

SEC Opener: 11, Isaiah Briscoe at Ole Miss, 12/29/16

***In some cases, the most recent occurrence is listed*

MOST POINTS-REBOUNDS-ASSISTS

P-R-A	Player vs. Opponent	Date
49 (47-0-2)	Malik Monk vs. North Carolina	12/17/16
47 (27-17-3)	Terrence Jones vs. Notre Dame	12/8/10
46 (39-3-4)	De'Aaron Fox vs. UCLA	3/24/17
45 (29-13-3)	Terrence Jones vs. Oklahoma	11/22/10
45 (27-18-0)	DeMarcus Cousins vs. S. HOUSTON	11/19/09
44 (24-19-1)	M. Kidd-Gilchrist vs. LOUISVILLE	12/31/11
43 (33-9-2)	Jamal Murray at Vanderbilt	2/27/16
43 (35-8-0)	Terrence Jones vs. AUBURN	1/11/11
42 (33-4-5)	Malik Monk vs. FLORIDA	2/25/17
42 (23-11-8)	Isaiah Briscoe vs. GEORGIA	1/31/17
42 (35-6-1)	Jamal Murray vs. FLORIDA	2/6/16
41 (25-15-1)	Nick Richards vs. FORT WAYNE	11/22/17
41 (37-3-1)	Malik Monk vs. GEORGIA	1/31/17
41 (34-6-1)	Malik Monk at Ole Miss	12/29/16
41 (26-10-5)	James Young vs. MISSISSIPPI STATE	1/8/14
41 (27-13-1)	Julius Randle vs. Michigan State	11/12/13
41 (27-14-0)	Anthony Davis vs. ARKANSAS	1/17/12

MOST MINUTES WITHOUT A TURNOVER

Mins.	Player vs. Opponent	Date
44	Darius Miller at Arkansas	2/23/11
41	Aaron Harrison vs. LSU	2/22/14
40	Tyler Ulis vs. Duke	11/17/15
40	Aaron Harrison vs. OLE MISS	1/6/15
40	Alex Poythress vs. MISSOURI	2/23/13
39	Nerlens Noel vs. TEXAS A&M	1/12/13
39	Ryan Harrow at Louisville	12/29/12
39	Anthony Davis vs. ALABAMA	1/21/12
39	Michael Kidd-Gilchrist vs. LOUISVILLE	12/31/11
38	Aaron Harrison at LSU	1/28/14
38	Patrick Patterson vs. Mississippi State	3/14/10

MOST BLOCKED SHOTS

Blks.	Player vs. Opponent	Date
12	Nerlens Noel at Ole Miss	1/29/13
9	Willie Cauley-Stein vs. BOISE STATE	12/10/13



9	Willie Cauley-Stein vs. Providence	12/1/13
8	Nerlens Noel at Alabama	1/22/13
8	Anthony Davis at South Carolina	2/4/12
8	Anthony Davis vs. ST. JOHN'S	12/1/11
7	Karl-Anthony Towns vs. VANDERBILT	1/20/15
7	Willie Cauley-Stein vs. E. MICHIGAN	11/27/13
7	Willie Cauley-Stein vs. MISSOURI	2/23/13
7	Nerlens Noel at Auburn	1/19/13
7	Nerlens Noel vs. TEXAS A&M	1/12/13
7	Nerlens Noel vs. LIPSCOMB	12/15/12
7	Nerlens Noel vs. PORTLAND	12/8/12
7	Anthony Davis vs. Western Kentucky	3/15/12
7	Anthony Davis at Vanderbilt	2/11/12
7	Anthony Davis vs. TENNESSEE	1/31/12
7	Anthony Davis vs. ARKANSAS	1/17/12
7	Anthony Davis vs. SOUTH CAROLINA	1/7/12
7	Anthony Davis vs. Kansas	11/15/11

SEC: 12, Nerlens Noel at Ole Miss, 1/29/13

Postseason: 7, Anthony Davis vs. Western Kentucky, 3/15/12

SEC Tourney: 6, Anthony Davis vs. LSU, 3/11/12

NCAA Tourney: 7, Anthony Davis vs. Western Kentucky, 3/15/12

Rupp Arena: 9, Willie Cauley-Stein vs. BOISE STATE, 12/10/13

On the Road: 12, Nerlens Noel at Ole Miss, 1/29/13

SEC Road: 12, Nerlens Noel at Ole Miss, 1/29/13

Ranked Opp.: 12, Nerlens Noel at Ole Miss, 1/29/13

Freshman: 12, Nerlens Noel at Ole Miss, 1/29/13

Sophomore: 9, Willie Cauley-Stein vs. BOISE STATE, 12/10/13

Junior: 4, Willie Cauley-Stein vs. ARKANSAS, 2/28/15

Senior: 6, Josh Harrellson vs. PENN, 1/3/11

Opener: 5, Anthony Davis vs. MARIST, 11/11/11

SEC Opener: 7, Anthony Davis vs. SOUTH CAROLINA, 1/7/12

***In some cases, the most recent occurrence is listed*

MOST STEALS

Stls.	Player vs. Opponent	Date
6	Tyler Ulis vs. OLE MISS	1/2/16
6	Willie Cauley-Stein vs. GEORGIA	1/25/14
6	Nerlens Noel vs. BAYLOR	12/1/12
6	John Wall vs. UConn	12/9/09
6	John Wall vs. UNC Asheville	11/30/09
5	Shai Gilgeous-Alexander vs. Davidson	3/15/18
5	Malik Monk vs. UCLA	12/3/16
5	Aaron Harrison vs. ARKANSAS	2/28/15
5	Willie Cauley-Stein vs. Texas	12/5/14
5	DeAndre Liggins vs. TENNESSEE	2/8/11
5	Darius Miller at Portland	11/19/10

SEC: 6, Tyler Ulis vs. OLE MISS, 1/2/16

Postseason: 5, Shai Gilgeous-Alexander vs. Davidson, 3/14/10

SEC Tourney: 5, John Wall vs. Mississippi State, 3/14/10

NCAA Tourney: 5, Shai Gilgeous-Alexander vs. Davidson, 3/14/10

Rupp Arena: 6, Tyler Ulis vs. OLE MISS, 1/2/16

On the Road: 5, Darius Miller at Portland, 11/19/10

SEC Road: 3, Fox/Monk at Ole Miss, 12/29/16

Ranked Opp.: 5, Malik Monk vs. UCLA, 12/3/16

Freshman: 6, Nerlens Noel vs. BAYLOR, 12/1/12

Sophomore: 6, Tyler Ulis vs. OLE MISS, 1/2/16

Junior: 5, Willie Cauley-Stein vs. TEXAS, 12/5/14

Senior: 4, Dominique Hawkins vs. Arkansas, 3/12/17

Opener: 4, Knox/Gilgeous-Alexander vs. UTAH VALLEY, 11/10/17

SEC Opener: 6, Tyler Ulis vs. OLE MISS, 1/2/16

***In some cases, the most recent occurrence is listed*



CALIPARI ERA ALL-TIME DOUBLE-DOUBLES

BAM ADEBAYO (8)

Date	Opponent	P	R	A
11/13/16	CANISIUS	14	11	
11/25/16	UT MARTIN	15	12	
12/3/16	UCLA	18	13	
2/21/17	at Missouri	22	15	
2/25/17	FLORIDA	22	15	
3/10/17	vs. Georgia	13	10	
3/17/17	vs. Northern Kentucky	15	18	
3/19/17	vs. Wichita State	13	10	

ISIAH BRISCOE (6)

Date	Opponent	P	R	A
11/14/15	NJIT	11	12	
3/17/16	vs. Stony Brook	13	11	
12/29/16	at Ole Miss	19	10	11
1/24/17	at Tennessee	11	14	
1/31/17	GEORGIA	23	11	
2/11/17	at Alabama	11	11	

WILLIE CAULEY-STEIN (11)

Date	Opponent	P	R	A
12/4/12	SAMFORD	12	12	
1/2/13	EASTERN MICHIGAN	11	11	
3/2/13	at Arkansas	13	10	
3/7/13	at Georgia	10	11	
11/19/13	UT ARLINGTON	14	10	
2/4/14	OLE MISS	18	11	
2/27/14	ARKANSAS	16	13	
3/16/14	vs. Florida	10	11	
12/5/14	TEXAS	21	12	
12/10/14	COLUMBIA	10	10	
3/15/15	vs. Arkansas	15	10	

DEMARCUS COUSINS (20)

Date	Opponent	P	R	A
11/16/09	Miami (Ohio)	10	10	
11/19/09	SAM HOUSTON STATE	27	18	
11/30/09	vs. UNC Asheville	24	10	
12/9/09	vs. UConn	10	10	
12/21/09	DREXEL	18	13	
12/23/09	LONG BEACH STATE	15	10	
12/29/09	HARTFORD	19	12	
1/2/10	LOUISVILLE	18	18	
1/16/10	at Auburn	16	11	
1/23/10	ARKANSAS	16	14	
1/26/10	at South Carolina	27	12	
1/30/10	VANDERBILT	21	10	
2/2/10	OLE MISS	18	13	
2/6/10	at LSU	19	14	
2/9/10	ALABAMA	16	13	
2/16/10	at Mississippi State	19	14	
2/25/10	SOUTH CAROLINA	19	11	
2/27/10	at Tennessee	15	14	
3/13/10	vs. Tennessee	19	15	
3/14/10	vs. Mississippi State	10	10	

ANTHONY DAVIS (20)

Date	Opponent	P	R	A
11/11/11	MARIST	23	10	
11/26/11	PORTLAND	13	12	

12/1/11	ST. JOHN'S	15	15	
12/17/11	CHATTANOOGA	14	18	
12/22/11	LOYOLA	15	11	
12/28/11	LAMAR	10	13	
12/31/11	LOUISVILLE	18	10	
1/3/12	vs. Little Rock	22	16	
1/7/12	SOUTH CAROLINA	12	10	
1/17/12	ARKANSAS	27	14	
1/28/12	at LSU	16	10	
2/21/12	at Mississippi State	13	11	
2/25/12	VANDERBILT	28	11	
3/4/12	at Florida	22	12	
3/9/12	vs. LSU	12	14	
3/10/12	vs. Florida	15	12	
3/11/12	vs. Vanderbilt	12	10	
3/17/12	vs. Iowa State	15	12	
3/25/12	vs. Baylor	18	11	
3/31/12	vs. Louisville	18	14	

HAMIDOU DIALLO (1)

Date	Opponent	P	R	A
12/31/17	GEORGIA	10	10	

DE'AARON FOX (4)

Date	Opponent	P	R	A
11/11/16	STEPHEN F. AUSTIN	12	12	
11/23/16	CLEVELAND STATE	16	11	
11/28/16	Arizona State	14	11	10
12/17/16	North Carolina	24	10	

WENYEN GABRIEL (2)

Date	Opponent	P	R	A
11/23/16	CLEVELAND STATE	10	10	
3/17/18	vs. Buffalo	16	12	

SHAI GILGEOUS-ALEXANDER (1)

Date	Opponent	P	R	A
2/28/18	OLE MISS	17	10	

JOSH HARRELLSON (8)

Date	Opponent	P	R	A
11/30/10	BOSTON	12	11	
12/11/10	INDIANA	14	12	
12/31/10	at Louisville	23	14	
1/3/11	PENN	12	11	
2/23/11	at Arkansas	12	14	
3/12/11	vs. Alabama	14	10	
3/17/11	vs. Princeton	15	10	
3/25/11	vs. Ohio State	17	104	

DAKARI JOHNSON (2)

Date	Opponent	P	R	A
11/14/14	GRAND CANYON	10	13	
2/14/15	SOUTH CAROLINA	10	13	

**TERRENCE JONES (17)**

Date	Opponent	P	R	A
11/12/10	EAST TENNESSEE ST.	25	12	
11/22/10	vs. Oklahoma	29	13	
11/23/10	vs. Washington	16	17	
11/30/10	BOSTON	18	10	
12/8/10	vs. Notre Dame	27	17	
1/8/11	at Georgia	24	10	
2/1/11	at Ole Miss	22	12	
2/8/11	TENNESSEE	10	11	
2/15/11	MISSISSIPPI STATE	17	10	
2/19/11	SOUTH CAROLINA	19	12	
3/6/11	at Tennessee	15	12	
3/19/11	vs. West Virginia	12	10	
4/2/11	vs. UConn	11	15	
2/18/12	OLE MISS	15	11	
3/9/12	vs. LSU	15	11	
3/11/12	vs. Vanderbilt	12	11	
3/15/12	vs. Western Kentucky	22	10	

MICHAEL KIDD-GILCHRIST (7)

Date	Opponent	P	R	A
12/3/11	NORTH CAROLINA	17	11	
12/31/11	LOUISVILLE	24	19	
1/14/12	at Tennessee	17	12	
1/24/12	at Georgia	14	11	
2/7/12	FLORIDA	13	13	
2/21/12	at Mississippi State	18	10	
3/23/12	vs. Indiana	24	10	

KEVIN KNOX (2)

Date	Opponent	P	R	A
11/17/17	ETSU	17	10	
1/3/18	at LSU	16	11	

MARCUS LEE (4)

Date	Opponent	P	R	A
11/17/15	vs. Duke	10	10	
11/30/15	ILLINOIS STATE	13	12	
2/13/16	at South Carolina	11	13	
3/5/16	LSU	12	10	

TREY LYLES (2)

Date	Opponent	P	R	A
12/7/14	EASTERN KENTUCKY	10	10	
3/21/15	vs. Cincinnati	11	11	

NERLENS NOEL (5)

Date	Opponent	P	R	A
12/22/12	MARSHALL	11	10	
1/12/13	TEXAS A&M	15	11	
2/2/13	at Texas A&M	19	14	
2/5/13	SOUTH CAROLINA	10	10	
2/9/13	AUBURN	10	12	

PATRICK PATTERSON (9)

Date	Opponent	P	R	A
11/13/09	MOREHEAD STATE	20	12	
11/16/09	MIAMI (Ohio)	17	10	
11/21/09	RIDER	19	18	
11/25/09	vs. Stanford	12	11	
12/12/09	at Indiana	19	11	

12/23/09	LONG BEACH STATE	15	11	
2/16/10	at Mississippi State	19	10	
2/20/10	at Vanderbilt	13	13	
3/3/10	at Georgia	17	10	

ALEX POYTHRESS (6)

Date	Opponent	P	R	A
11/8/13	UNC ASHEVILLE	10	13	
1/26/13	LSU	20	12	
11/20/15	WRIGHT STATE	10	10	
11/24/15	BOSTON	14	10	
12/9/15	EASTERN KENTUCKY	21	13	
3/1/16	at Florida	12	10	

JULIUS RANDLE (24)

Date	Opponent	P	R	A
11/8/13	UNC ASHEVILLE	23	16	
11/10/13	NORTHERN KENTUCKY	22	14	
11/12/13	vs. Michigan State	27	13	
11/17/13	ROBERT MORRIS	10	15	
11/19/13	UT ARLINGTON	22	10	
11/25/13	CLEVELAND STATE	15	15	
11/27/13	EASTERN MICHIGAN	14	10	
12/10/13	BOISE STATE	17	11	
12/21/13	BELMONT	29	10	
1/14/14	at Arkansas	20	14	
1/21/14	TEXAS A&M	13	11	
2/12/14	at Auburn	12	12	
2/15/14	FLORIDA	13	13	
2/18/14	at Ole Miss	25	13	
2/27/14	ARKANSAS	14	10	
3/1/14	at South Carolina	10	15	
3/4/14	ALABAMA	12	11	
3/8/14	at Florida	16	10	
3/14/14	vs. LSU	17	16	
3/15/14	vs. Georgia	12	11	
3/21/14	vs. Kansas State	19	15	
3/23/14	vs. Wichita State	13	10	
3/28/14	vs. Louisville	15	12	
3/30/14	vs. Michigan	16	11	

NICK RICHARDS (1)

Date	Opponent	P	R	A
11/22/17	FORT WAYNE	25	15	

MARQUIS TEAGUE (1)

Date	Opponent	P	R	A
2/7/12	FLORIDA	12	10	

KARL-ANTHONY TOWNS (8)

Date	Opponent	P	R	A
11/25/14	UT ARLINGTON	13	11	
1/13/15	MISSOURI	12	10	
2/3/15	GEORGIA	15	13	
2/10/15	at LSU	12	13	
2/21/15	AUBURN	19	10	
2/25/15	at Mississippi State	12	10	
3/13/15	vs. Florida	13	12	
3/19/15	vs. Hampton	21	11	

TYLER ULIS (8)

Date	Opponent	P	R	A
1/2/16	OLE MISS	20		10
1/16/16	at Auburn	17	10	
2/6/16	FLORIDA	18		11
2/13/16	at South Carolina	27		12
2/20/16	at Texas A&M	22		11
2/23/16	ALABAMA	19		10
3/1/16	at Florida	19		11
3/5/16	LSU	14		14

JARRED VANDERBILT (1)

Date	Opponent	P	R	A
2/24/18	MISSOURI	21	15	

JOHN WALL (5)

Date	Opponent	P	R	A
11/21/09	RIDER	21		11
11/30/09	vs. UNC Asheville	12		14
2/9/10	ALABAMA	22	10	
2/16/10	at Mississippi State	18	10	
3/18/10	vs. ETSU	17		11

PJ WASHINGTON (3)

Date	Opponent	P	R	A
11/12/17	VERMONT	17	10	
2/20/18	at Arkansas	13	10	
3/22/18	vs. Kansas State	18	15	

DEREK WILLIS (2)

Date	Opponent	P	R	A
1/16/16	at Auburn	12	12	
1/27/16	MISSOURI	18	12	

KYLE WILTJER (1)

Date	Opponent	P	R	A
12/15/12	LIPSCOMB	23	12	

JAMES YOUNG (2)

Date	Opponent	P	R	A
12/28/13	LOUISVILLE	18	10	
1/8/14	MISSISSIPPI STATE	26	10	



CALIPARI ERA INDIVIDUAL SEASON RECORDS

POINTS

Rk.	Player	Pts.	Year
1.	Malik Monk	754	2017
2.	Jamal Murray	720	2016
3.	Brandon Knight	657	2011
4.	John Wall	616	2010
5.	Tyler Ulis	606	2016
6.	De'Aaron Fox	601	2017
7.	Julius Randle	599	2014
8.	Terrence Jones	595	2011
9.	Kevin Knox	576	2018
10.	DeMarcus Cousins	575	2010
11.	James Young	573	2014
12.	Anthony Davis	567	2012
13.	Aaron Harrison	549	2014
	Doron Lamb	549	2012
15.	Patrick Patterson	544	2010
16.	Shai Gilgeous-Alexander	532	2018
17.	Bam Adebayo	494	2017
18.	Terrence Jones	476	2012
19.	Michael Kidd-Gilchrist	469	2012
	Doron Lamb	469	2011

SCORING AVERAGE

Rk.	Player	Avg.	Year
1.	Jamal Murray	20.0	2016
2.	Malik Monk	19.8	2017
3.	Tyler Ulis	17.3	2016
	Brandon Knight	17.3	2011
5.	De'Aaron Fox	16.7	2017
6.	John Wall	16.6	2010
7.	Terrence Jones	15.7	2011
8.	Kevin Knox	15.6	2018
9.	DeMarcus Cousins	15.1	2010
10.	Julius Randle	15.0	2014
11.	Shai Gilgeous-Alexander	14.4	2018
12.	James Young	14.3	2014
	Patrick Patterson	14.3	2010
14.	Anthony Davis	14.2	2012
15.	Archie Goodwin	14.1	2013

REBOUNDS

Rk.	Player	Rebs.	Year
1.	Julius Randle	417	2014
2.	Anthony Davis	415	2012
3.	DeMarcus Cousins	376	2010
4.	Terrence Jones	336	2011
5.	Josh Harrellson	329	2011
6.	Bam Adebayo	304	2017
7.	Michael Kidd-Gilchrist	297	2012
8.	Patrick Patterson	283	2010
9.	Terrence Jones	272	2012
10.	Karl-Anthony Towns	261	2015
11.	Willie Cauley-Stein	251	2015
12.	Nerlens Noel	227	2013
13.	Willie Cauley-Stein	225	2014
14.	Marcus Lee	216	2016
15.	PJ Washington	211	2018

REBOUNDING AVERAGE

Rk.	Player	Avg.	Year
1.	Julius Randle	10.4	2014
	Anthony Davis	10.4	2012
3.	DeMarcus Cousins	9.9	2010
4.	Nerlens Noel	9.5	2013
5.	Terrence Jones	8.8	2011
6.	Josh Harrellson	8.7	2011
7.	Bam Adebayo	8.0	2017
8.	Jarred Vanderbilt	7.9	2018
9.	Michael Kidd-Gilchrist	7.4	2012
	Patrick Patterson	7.4	2010

FIELD GOALS

Rk.	Player	FGs	Year
1.	Malik Monk	251	2017
2.	Jamal Murray	244	2016
3.	Brandon Knight	217	2011
4.	Patrick Patterson	215	2010
5.	De'Aaron Fox	214	2017
6.	Anthony Davis	210	2012
7.	Terrence Jones	206	2011
	DeMarcus Cousins	206	2010
9.	John Wall	202	2010
10.	Kevin Knox	196	2018
	Julius Randle	196	2014

FIELD-GOAL PERCENTAGE

Rk.	Player	Pct.	Year
1.	Marcus Lee	.680	2016
2.	Anthony Davis	.623	2012
3.	Willie Cauley-Stein	.621	2013
4.	Nick Richards	.616	2018
5.	Josh Harrellson	.611	2011
6.	Alex Poythress	.601	2016
7.	Bam Adebayo	.599	2017
8.	Willie Cauley-Stein	.596	2014
9.	Nerlens Noel	.590	2013
10.	Alex Poythress	.581	2013

min 100 attempts

3-POINT FIELD GOALS

Rk.	Player	FGs	Year
1.	Jamal Murray	113	2016
2.	Malik Monk	104	2017
3.	Brandon Knight	87	2011
4.	James Young	82	2014
5.	Doron Lamb	76	2012
6.	Doron Lamb	68	2011
7.	Julius Mays	65	2013
8.	Aaron Harrison	62	2014
9.	Aaron Harrison	59	2015
10.	Devin Booker	58	2015
	Darius Miller	58	2011

3-POINT FIELD-GOAL PCT.

Rk.	Player	Pct.	Year
1.	Doron Lamb	.486	2011
2.	Doron Lamb	.466	2012
3.	Darius Miller	.443	2011

4.	Derek Willis	.442	2016
5.	Kyle Wiltjer	.432	2012
6.	Tyler Ulis	.429	2015
7.	Devin Booker	.411	2015
8.	Jamal Murray	.408	2016
9.	Shai Gilgeous-Alexander	.404	2018
10.	Malik Monk	.397	2017

min 50 attempts

FREE THROWS

Rk.	Player	FTs	Year
1.	Julius Randle	204	2014
2.	John Wall	175	2010
3.	Tyler Ulis	167	2016
4.	DeMarcus Cousins	162	2010
5.	Andrew Harrison	159	2014
6.	Terrence Jones	157	2011
7.	De'Aaron Fox	156	2017
8.	Bam Adebayo	154	2017
9.	Malik Monk	148	2017
10.	Anthony Davis	144	2012
11.	Shai Gilgeous-Alexander	143	2018
	Michael Kidd-Gilchrist	143	2012
13.	Aaron Harrison	139	2014
14.	Brandon Knight	136	2011
15.	Archie Goodwin	135	2013

FREE-THROW PERCENTAGE

Rk.	Player	Pct.	Year
1.	Tyler Ulis	.856	2016
2.	Darius Miller	.853	2011
3.	Julius Mays	.846	2013
4.	Dominique Hawkins	.830	2017
5.	Devin Booker	.828	2015
6.	Doron Lamb	.826	2012
7.	Malik Monk	.822	2017
8.	Shai Gilgeous-Alexander	.817	2018
9.	Karl-Anthony Towns	.813	2015
10.	Kyle Wiltjer	.810	2013

min 50 attempts

ASSISTS

Rk.	Player	Assts.	Year
1.	Tyler Ulis	246	2016
2.	John Wall	241	2010
3.	Marquis Teague	191	2012
4.	Shai Gilgeous-Alexander	189	2018
5.	De'Aaron Fox	165	2017
6.	Andrew Harrison	159	2014
	Brandon Knight	159	2011
8.	Isaiah Briscoe	151	2017
9.	Andrew Harrison	139	2015
10.	Tyler Ulis	135	2015

ASSISTS PER GAME

Rk.	Player	Avg.	Year
1.	Tyler Ulis	7.029	2016
2.	John Wall	6.514	2010
3.	Shai Gilgeous-Alexander	5.108	2018
4.	Marquis Teague	4.775	2012
5.	De'Aaron Fox	4.583	2017
6.	Isaiah Briscoe	4.194	2017
7.	Brandon Knight	4.184	2011

8.	Andrew Harrison	3.975	2014
9.	Tyler Ulis	3.649	2015
10.	Andrew Harrison	3.564	2015

min 15 games

ASSIST-TO-TURNOVER RATIO

Rk.	Player	Ratio	Year
1.	Tyler Ulis	3.565	2016
2.	Dominique Hawkins	3.556	2017
3.	Tyler Ulis	3.553	2015
4.	Julius Mays	2.500	2013
5.	Andrew Harrison	2.172	2015
6.	De'Aaron Fox	1.897	2017
7.	Shai Gilgeous-Alexander	1.890	2018
8.	Marquis Teague	1.752	2012
9.	DeAndre Liggins	1.745	2011
10.	Ryan Harrow	1.708	2013

min 40 assists

STEALS

Rk.	Player	Stls.	Year
1.	John Wall	66	2010
2.	Shai Gilgeous-Alexander	61	2018
3.	Anthony Davis	54	2012
4.	De'Aaron Fox	53	2017
5.	Eric Bledsoe	52	2010
6.	Tyler Ulis	51	2016
7.	Nerlens Noel	50	2013
8.	Terrence Jones	49	2012
9.	Willie Cauley-Stein	47	2015
10.	DeAndre Liggins	46	2011
11.	Willie Cauley-Stein	44	2014
12.	Aaron Harrison	43	2015
	Aaron Harrison	43	2014
	Terrence Jones	43	2011
15.	Andrew Harrison	40	2015

STEALS PER GAME

Rk.	Player	Avg.	Year
1.	Nerlens Noel	2.083	2013
2.	John Wall	1.784	2010
3.	Shai Gilgeous-Alexander	1.649	2018
4.	De'Aaron Fox	1.472	2017
5.	Tyler Ulis	1.457	2016
6.	Eric Bledsoe	1.405	2010
7.	Anthony Davis	1.350	2012
8.	Terrence Jones	1.289	2012
9.	DeAndre Liggins	1.211	2011
10.	Willie Cauley-Stein	1.205	2015

min 30 steals

BLOCKED SHOTS

Rk.	Player	Blks.	Year
1.	Anthony Davis	186	2012
2.	Willie Cauley-Stein	106	2014
	Nerlens Noel	106	2013
4.	Karl-Anthony Towns	88	2015
5.	Terrence Jones	72	2011
6.	Terrence Jones	68	2012
7.	Willie Cauley-Stein	67	2015
	DeMarcus Cousins	67	2010
9.	Willie Cauley-Stein	60	2013
10.	Skal Labissiere	59	2016



	Marcus Lee	59	2016
12.	Bam Adebayo	57	2017
	Josh Harrellson	57	2011
14.	Daniel Orton	52	2010
15.	Patrick Patterson	51	2010

BLOCKED SHOTS PER GAME

Rk.	Player	Avg.	Year
1.	Anthony Davis	4.650	2012
2.	Nerlens Noel	4.167	2013
3.	Willie Cauley-Stein	2.865	2014
4.	Karl-Anthony Towns	2.256	2015
5.	Willie Cauley-Stein	2.069	2013
6.	Terrence Jones	1.895	2011
7.	Terrence Jones	1.789	2012
8.	DeMarcus Cousins	1.763	2010
8.	Willie Cauley-Stein	1.718	2015
9.	Skal Labissiere	1.639	2016
	Marcus Lee	1.639	2016

min 30 blocks

MINUTES PLAYED

Rk.	Player	Mins.	Year
1.	Brandon Knight	1363	2011
2.	Aaron Harrison	1303	2014
	Marquis Teague	1303	2012
4.	James Young	1296	2014
5.	Tyler Ulis	1288	2016
	John Wall	1288	2010
7.	Anthony Davis	1281	2012
8.	Jamal Murray	1267	2016
	Andrew Harrison	1267	2014
10.	Patrick Patterson	1255	2010
11.	Doron Lamb	1249	2012
12.	Shai Gilgeous-Alexander	1248	2018
13.	Michael Kidd-Gilchrist	1245	2012
14.	Julius Randle	1233	2014
15.	Malik Monk	1218	2017

DOUBLE-FIGURE SCORING GAMES

Rk.	Player	No.	Year
1.	Malik Monk	36	2017
2.	Jamal Murray	35	2016
	Julius Randle	35	2014
	Brandon Knight	35	2011
5.	John Wall	34	2010
6.	Anthony Davis	32	2012
	De'Aaron Fox	32	2017
	Terrence Jones	32	2011
9.	Bam Adebayo	31	2017
	DeMarcus Cousins	31	2010

20-POINT SCORING GAMES

Rk.	Player	No.	Year
1.	Malik Monk	19	2017
2.	Jamal Murray	18	2016
3.	Tyler Ulis	15	2016
4.	Brandon Knight	14	2011
5.	De'Aaron Fox	10	2017
	Kevin Knox	10	2018
7.	James Young	9	2014
8.	Aaron Harrison	8	2014

	Terrence Jones	8	2011
	John Wall	8	2010

DOUBLE-FIGURE REBOUNTING GAMES

Rk.	Player	No.	Year
1.	Julius Randle	27	2014
2.	Anthony Davis	23	2012
3.	DeMarcus Cousins	21	2010
4.	Josh Harrellson	16	2011
5.	Terrence Jones	13	2011
6.	Patrick Patterson	11	2010
7.	Karl-Anthony Towns	10	2015
8.	Bam Adebayo	9	2017
	Willie Cauley-Stein	9	2015
	Nerlens Noel	9	2013

GAMES WITH 5+ ASSISTS

Rk.	Player	No.	Year
1.	Tyler Ulis	31	2016
2.	John Wall	29	2010
3.	Shai Gilgeous-Alexander	21	2018
4.	Marquis Teague	20	2012
5.	De'Aaron Fox	17	2017
6.	Isaiah Briscoe	14	2017
	Andrew Harrison	14	2014
	Brandon Knight	14	2011
9.	Tyler Ulis	12	2015
10.	Isaiah Briscoe	9	2016
	Andrew Harrison	9	2015

GAMES WITH 3+ 3-POINTERS

Rk.	Player	No.	Year
1.	Jamal Murray	20	2016
2.	Malik Monk	18	2017
3.	Brandon Knight	16	2011
4.	James Young	15	2014
5.	Doron Lamb	11	2012
	Darius Miller	11	2012
7.	Julius Mays	10	2013
8.	Devin Booker	9	2015
	Aaron Harrison	9	2014
	Doron Lamb	9	2011



CALIPARI ERA INDIVIDUAL SEASON MILESTONES

450 POINTS/225 REBOUNDS

Player	Year	Pts	Reb
Bam Adebayo	2017	481	297
Julius Randle	2014	599	417
Anthony Davis	2012	567	415
Terrence Jones	2012	469	272
Michael Kidd-Gilchrist	2012	476	297
Terrence Jones	2011	595	336
DeMarcus Cousins	2010	575	376
Patrick Patterson	2010	544	283

300 POINTS/100 ASSISTS

Player	Year	Pts	Asst
Shai Gilgeous-Alexander	2018	532	189
De'Aaron Fox	2017	588	162
Isaiah Briscoe	2017	430	143
Isaiah Briscoe	2016	326	107
Tyler Ulis	2016	606	246
Andrew Harrison	2015	364	139
Andrew Harrison	2014	434	159
Marquis Teague	2012	401	191
Brandon Knight	2011	657	159
Eric Bledsoe	2010	419	107
John Wall	2010	616	241

300 POINTS/100 REBOUNDS/ 75 ASSISTS

Player	Year	Pts	Reb	Asst
Shai Gilgeous-Alexander	2018	532	153	189
De'Aaron Fox	2017	588	139	162
Isaiah Briscoe	2017	430	191	143
Isaiah Briscoe	2016	326	181	107
Jamal Murray	2016	720	186	79
Tyler Ulis	2016	606	105	246
Andrew Harrison	2014	434	126	159

Archie Goodwin	2013	466	152	88
Michael Kidd-Gilchrist	2012	476	297	75
Darius Miller	2012	397	110	82
Marquis Teague	2012	401	101	191
Terrence Jones	2011	595	336	75
Brandon Knight	2011	657	153	159
Eric Bledsoe	2010	419	114	107
John Wall	2010	616	159	241

300 POINTS/200 REBOUNDS/ 50 BLOCKS

Player	Year	Pts	Reb	Blk
Bam Adebayo	2017	481	297	56
Willie Cauley-Stein	2015	349	251	67
Karl-Anthony Towns	2015	401	261	88
Anthony Davis	2012	567	415	186
Terrence Jones	2012	469	272	68
Terrence Jones	2011	595	336	72
DeMarcus Cousins	2010	575	376	67
Patrick Patterson	2010	544	283	51

200 REBOUNDS/50 BLOCKS/ 25 STEALS

Player	Year	Reb	Blk	Stl
Bam Adebayo	2017	297	56	25
Willie Cauley-Stein	2015	251	67	47
Willie Cauley-Stein	2014	225	106	44
Nerlens Noel	2013	227	106	50
Anthony Davis	2012	415	186	54
Terrence Jones	2012	272	68	49
Josh Harrellson	2011	329	57	35
Terrence Jones	2011	336	72	43
DeMarcus Cousins	2010	376	67	37
Patrick Patterson	2010	283	51	27

CALIPARI ERA MISCELLANEOUS RECORDS

TOP SCORING SINGLE-SEASON DUOS BY POINTS

Pts.	Avg.	Player	Player	Year
1,355	36.623	Malik Monk	De'Aaron Fox	2017
1,326	36.833	Jamal Murray	Tyler Ulis	2016
1,252	32.947	Brandon Knight	Terrence Jones	2011
1,191	32.189	DeMarcus Cousins	John Wall	2010
1,172	29.300	Julius Randle	James Young	2014

TOP SCORING SINGLE-SEASON FRESHMAN DUOS BY POINTS

Pts.	Avg.	Player	Player	Year
1,355	36.623	Malik Monk	De'Aaron Fox	2017
1,252	32.947	Brandon Knight	Terrence Jones	2011
1,191	32.189	DeMarcus Cousins	John Wall	2010
1,172	29.300	Julius Randle	James Young	2014
1,108	29.946	Kevin Knox	Shai Gilgeous-Alexander	2018



TOP SCORING SINGLE-SEASON TRIOS BY POINTS

Pts.	Avg.	Player	Player	Player	Year
1,849	49.527	Malik Monk	De'Aaron Fox	Bam Adebayo	2017
1,735	46.892	DeMarcus Cousins	Patrick Patterson	John Wall	2010
1,721	45.289	Brandon Knight	Terrence Jones	Doron Lamb	2011
1,721	43.025	Julius Randle	James Young	Aaron Harrison	2014
1,652	45.889	Jamal Murray	Tyler Ulis	Isaiah Briscoe	2016

TOP SCORING SINGLE-SEASON FRESHMAN CLASS

Pts.	PPG	Year	Players
2,466	66.649	2018	Knox (576), Gilgeous-Alexander (532), Washington (401), Diallo (371), Green (315), Richards (189), Vanderbilt (82)
2,459	61.475	2014	Randle (599), Young (573), Aa. Harrison (549), An. Harrison (434), Johnson (202), Lee (59), Hawkins (25), Willis (16), Floreal (2)
2,082	54.789	2017	Monk (754), Fox (601), Adebayo (494), Gabriel (174), Killeya-Jones (40), Wynyard (11), Calipari (8)
1,759	47.541	2010	Wall (616), Cousins (575), Bledsoe (419), Orton (129), Hood (20)
1,731	45.553	2011	Knight (657), Jones (595), Lamb (469), Polson (6), Poole (4)
1,651	41.275	2012	Davis (567), Kidd-Gilchrist (476), Teague (401), Wiltjer (199), Malone (6), Long (2)
1,389	38.583	2016	Murray (720), Briscoe (326), Labissiere (237), Matthews (61), Humphries (43), David (2)
1,330	40.303	2013	Goodwin (466), Poythress (371), Noel (251), Cauley-Stein (242)
1,304	33.436	2015	Towns (401), Booker (381), Lyles (313), Ulis (209)

TOP SCORING SINGLE-SEASON SOPHOMORE CLASS

Pts.	PPG	Year	Players
1,199	30.744	2015	Aa. Harrison (430), An. Harrison (364), Johnson (248), Lee (102), Hawkins (29), Willis (25), Floreal (1)
1,019	25.475	2012	Lamb (549), Jones (469), Polson (1)
623	18.879	2013	Wiltjer (336), Harrow (287)
606	17.314	2016	Ulis (606)
564	15.243	2010	Miller (246), Dodson (209), Liggins (109)
547	14.395	2017	Briscoe (437), Humphries (105), David (5)
486	12.150	2014	Cauley-Stein (252), Poythress (234)
374	10.108	2018	Gabriel (251), Killeya-Jones (112), Wynyard (8), Calipari (3)
26	0.684	2011	Hood (26)

TOP SCORING SINGLE-SEASON JUNIOR CLASS

Pts.	PPG	Year	Players
799	21.023	2011	Miller (414), Liggins (328), Vargas (57)
572	15.459	2010	Patterson (544), Harrellson (28)
549	15.250	2016	Willis (247), Lee (229), Hawkins (61), Mulder (12)
393	10.077	2015	Cauley-Stein (349), Poythress (44)
135	4.091	2013	Polson (101), Hood (34)

TOP SCORING SINGLE-SEASON SENIOR CLASS

Pts.	PPG	Year	Players
596	15.684	2017	Willis (267), Hawkins (178), Mulder (151)
425	10.625	2012	Miller (397), Vargas (28)
317	10.226	2016	Poythress (317)
308	9.333	2013	Mays (306), Beckham (2)
289	7.605	2011	Harrellson (289)
117	3.162	2010	Harris (67), Stevenson (44), Krebs (6)
47	1.175	2014	Polson (32), Hood (15)
4	0.103	2015	Lanter (3), Malone (1)

CALIPARI ERA INDIVIDUAL CAREER RECORDS

POINTS

Rk.	Player	Years	GP	Pts.
1.	Terrence Jones	2011-12	76	1064
2.	Darius Miller	2010-12	116	1057
3.	Doron Lamb	2011-12	78	1018
4.	Aaron Harrison	2014-15	79	979
5.	Alex Poythress	2013-16	81	966
6.	Willie Cauley-Stein	2013-15	105	843
7.	Tyler Ulis	2015-16	72	815
8.	Andrew Harrison	2014-15	79	798
9.	Isaiah Briscoe	2016-17	70	763
10.	Malik Monk	2017	38	754

HIGHEST SCORING AVERAGE

Rk.	Player	Years	Pts.	Avg.
1.	Jamal Murray	2016	720	20.0
2.	Malik Monk	2017	754	19.8
3.	Brandon Knight	2011	657	17.3
4.	De'Aaron Fox	2017	601	16.7
5.	John Wall	2010	515	16.6
6.	Kevin Knox	2018	576	15.6
7.	DeMarcus Cousins	2010	575	15.1
8.	Julius Randle	2014	599	15.0
9.	Shai Gilgeous-Alexander	2018	532	14.4
10.	James Young	2014	573	14.3
	Patrick Patterson	2010	544	14.3

min. 300 points

REBOUNDS

Rk.	Player	Years	Rebs.
1.	Willie Cauley-Stein	2013-15	655
2.	Terrence Jones	2011-12	608
3.	Alex Poythress	2013-16	597
4.	Julius Randle	2014	417
5.	Anthony Davis	2012	415
6.	Marcus Lee	2014-16	390
7.	Wenyen Gabriel	2017-18	382
8.	Isaiah Briscoe	2016-17	376
	Darius Miller	2010-12	376
	DeMarcus Cousins	2010	376

HIGHEST REBOUNDING AVERAGE

Rk.	Player	Years	Rebs.	Avg.
1.	Julius Randle	2014	417	10.4
	Anthony Davis	2012	415	10.4
3.	DeMarcus Cousins	2010	376	9.9
4.	Nerlens Noel	2013	227	9.5
5.	Bam Adebayo	2017	304	8.0
	Terrence Jones	2011-12	608	8.0
7.	Jarred Vanderbilt	2018	110	7.9
8.	Michael Kidd-Gilchrist	2012	297	7.4
	Patrick Patterson	2010	283	7.4
10.	Karl-Anthony Towns	2015	261	6.7

min. 100 rebounds

FIELD GOALS

Rk.	Player	Years	FGs.
1.	Terrence Jones	2011-12	383
2.	Darius Miller	2010-12	378
3.	Alex Poythress	2013-16	356
4.	Willie Cauley-Stein	2013-15	346

5.	Doron Lamb	2011-12	336
6.	Aaron Harrison	2014-15	320
7.	Isaiah Briscoe	2016-17	295
8.	Tyler Ulis	2015-16	259
9.	Malik Monk	2017	251
10.	Jamal Murray	2016	244

FIELD-GOAL PERCENTAGE

Rk.	Player	Years	FGM	FGA	Pct.
1.	Marcus Lee	2014-16	175	265	.660
2.	Anthony Davis	2012	210	337	.623
3.	Nick Richards	2018	69	112	.616
4.	Bam Adebayo	2017	170	284	.599
5.	Josh Harrellson	2010-11	139	234	.594
6.	Willie Cauley-Stein	2013-15	346	583	.593
7.	Sacha Killeya-Jones	2017-18	62	106	.585
8.	Patrick Patterson	2010	215	374	.575
9.	Karl-Anthony Towns	2015	145	256	.566
10.	DeMarcus Cousins	2010	206	369	.558

min. 100 attempts

3-POINTERS

Rk.	Player	Years	3PM
1.	Darius Miller	2010-12	157
2.	Doron Lamb	2011-12	144
3.	Aaron Harrison	2014-15	121
4.	Jamal Murray	2016	113
5.	Derek Willis	2014-17	108
6.	Malik Monk	2017	104
7.	Kyle Wiltjer	2012-13	90
8.	Tyler Ulis	2015-16	88
9.	Brandon Knight	2011	87
10.	James Young	2014	82

3-POINT FIELD-GOAL PERCENTAGE

Rk.	Player	Years	3PM	3PA	Pct.
1.	Doron Lamb	2011-12	144	303	.475
2.	Derek Willis	2014-16	59	141	.418
3.	Devin Booker	2015	58	141	.411
4.	Jamal Murray	2016	113	277	.408
5.	Derek Willis	2014-17	108	271	.399
6.	Malik Monk	2017	104	262	.397
7.	Kyle Wiltjer	2012-13	90	231	.390
8.	Darius Miller	2010-12	157	408	.385
9.	Eric Bledsoe	2010	49	128	.383
10.	Brandon Knight	2011	87	231	.377

min. 30 made attempts

FREE THROWS

Rk.	Player	Years	FTM
1.	Andrew Harrison	2014-15	285
2.	Terrence Jones	2011-12	256
3.	Alex Poythress	2013-16	225
4.	Aaron Harrison	2014-15	218
5.	Tyler Ulis	2015-16	209
6.	Julius Randle	2014	204
7.	Doron Lamb	2011-12	202
8.	John Wall	2010	175
9.	DeMarcus Cousins	2010	162
10.	De'Aaron Fox	2017	156

**FREE-THROW PERCENTAGE**

Rk.	Player	Years	FTM	FTA	Pct.
1.	Tyler Ulis	2015-16	209	247	.846
	Julius Mays	2013	55	65	.846
3.	Devin Booker	2015	53	64	.828
4.	Malik Monk	2017	148	180	.822
5.	Darius Miller	2010-12	144	176	.818
6.	Shai Gilgeous-Alexander	2018	143	175	.817
7.	Doron Lamb	2011-12	202	249	.811
8.	Karl-Anthony Towns	2015	109	134	.813
9.	Kyle Wiltjer	2012-13	69	85	.812
10.	Derek Willis	2014-17	69	86	.802

min. 50 made attempts

ASSISTS

Rk.	Player	Years	Assts.
1.	Tyler Ulis	2015-16	381
2.	Andrew Harrison	2014-15	298
3.	Isaiah Briscoe	2016-17	258
4.	John Wall	2010	241
5.	Darius Miller	2010-12	206
6.	Marquis Teague	2012	191
7.	Shai Gilgeous-Alexander	2018	189
8.	De'Aaron Fox	2017	165
9.	Brandon Knight	2011	159
10.	Aaron Harrison	2014-15	129

ASSISTS PER GAME

Rk.	Player	Years	Assts.	Avg.
1.	John Wall	2010	241	6.514
2.	Tyler Ulis	2015-16	381	5.292
3.	Shai Gilgeous-Alexander	2018	189	5.108
4.	Marquis Teague	2012	191	4.775
5.	De'Aaron Fox	2017	165	4.583
6.	Brandon Knight	2011	159	4.184
7.	Andrew Harrison	2014-15	298	3.772
8.	Isaiah Briscoe	2016-17	258	3.686
9.	Eric Bledsoe	2010	107	2.892
10.	Julius Mays	2013	95	2.879

min. 30 assists

ASSIST-TO-TURNOVER RATIO

Rk.	Player	Years	Assts.	TO	Ratio
1.	Tyler Ulis	2015-16	381	107	3.561
2.	Dominique Hawkins	2014-17	39	17	2.943
3.	Julius Mays	2013	95	38	2.500
4.	De'Aaron Fox	2017	165	87	1.897
5.	Shai Gilgeous-Alexander	2018	189	100	1.890
6.	Marquis Teague	2012	191	109	1.752
7.	Andrew Harrison	2014-15	298	173	1.723
8.	Ryan Harrow	2013	82	48	1.708
9.	DeAndre Liggins	2010-11	120	72	1.667
10.	Isaiah Briscoe	2016-17	258	155	1.665

min. 30 assists

BLOCKED SHOTS

Rk.	Player	Years	Blks.
1.	Willie Cauley-Stein	2013-15	233
2.	Anthony Davis	2012	186
3.	Terrence Jones	2011-12	140
4.	Nerlens Noel	2013	106
5.	Marcus Lee	2014-16	100
6.	Karl-Anthony Towns	2015	88

7.	Darius Miller	2010-12	78
8.	Alex Pooythress	2013-16	77
9.	Wenyen Gabriel	2017-18	74
10.	DeMarcus Cousins	2010	67

BLOCKED SHOTS PER GAME

Rk.	Player	Years	Blks.	Avg.
1.	Anthony Davis	2012	186	4.650
2.	Nerlens Noel	2013	106	4.417
3.	Karl-Anthony Towns	2015	88	2.256
4.	Willie Cauley-Stein	2013-15	233	2.219
5.	Terrence Jones	2011-12	137	1.842
6.	DeMarcus Cousins	2010	67	1.763
7.	Skal Labissiere	2016	59	1.639
8.	Bam Adebayo	2017	57	1.500
9.	Daniel Orton	2010	52	1.368
10.	Patrick Patterson	2010	51	1.342

min 30 blocks

STEALS

Rk.	Player	Years	Stls.
1.	Willie Cauley-Stein	2013-15	115
2.	Terrence Jones	2011-12	92
3.	Tyler Ulis	2015-16	88
4.	Darius Miller	2010-12	87
5.	Aaron Harrison	2014-15	86
6.	DeAndre Liggins	2010-11	66
	John Wall	2010	66
8.	Isaiah Briscoe	2016-17	65
9.	Shai Gilgeous-Alexander	2018	61
	Andrew Harrison	2014-15	61

STEALS AVERAGE

Rk.	Player	Years	Stls.	Avg.
1.	Nerlens Noel	2013	50	2.083
2.	John Wall	2010	66	1.784
3.	Shai Gilgeous-Alexander	2018	61	1.649
4.	De'Aaron Fox	2017	53	1.472
5.	Eric Bledsoe	2010	52	1.405
6.	Anthony Davis	2012	54	1.350
7.	Tyler Ulis	2015-16	88	1.222
8.	Terrence Jones	2011-12	92	1.211
9.	Willie Cauley-Stein	2013-15	115	1.095
10.	Archie Goodwin	2013	36	1.091

min. 30 steals

GAMES PLAYED

Rk.	Player	Years	GP
1.	Dominique Hawkins	2014-17	121
2.	Darius Miller	2010-12	116
3.	Alex Pooythress	2013-16	112
4.	Willie Cauley-Stein	2013-2015	105
5.	Derek Willis	2014-17	103
6.	Marcus Lee	2014-16	100
7.	Jarrod Polson	2011-14	94
8.	Jon Hood	2010-14	86
9.	Aaron Harrison	2014-15	79
	Andrew Harrison	2014-15	79



CALIPARI ERA TEAM GAME SCORING RECORDS

MOST POINTS

Pts.(Score)	Opp.	Date
115 (115-69)	vs. Arizona State	11/28/16
111 (111-76)	UT MARTIN	11/25/16
110 (110-75)	AUBURN	2/21/15
108 (108-58)	MARIST	11/11/11
107 (107-73)	UIC	11/26/17
105 (105-76)	UT ARLINGTON	11/19/13
104 (104-75)	LIU BROOKLYN	11/23/12
104 (104-61)	HARTFORD	12/29/09
103 (103-100)	vs. North Carolina	12/17/16
102 (102-90)	vs. Indiana	3/23/12
102 (102-92)	SAM HOUSTON STATE	11/19/09

MOST POINTS IN A LOSS

Pts.(Score)	Opp.	Date
92 (97-92)	UCLA	12/3/16
85 (85-87)	at Arkansas	1/14/14
84 (90-84)	at Kansas	1/30/16
82 (87-82)	at LSU	1/28/14
80 (82-80)	at Tennessee	1/24/17
77 (79-77)	at Texas A&M	2/20/16
77 (87-77)	at UCLA	12/3/15
77 (77-82)	at North Carolina	12/14/13
77 (77-80)	at Louisville	12/19/12
76 (76-77)	at Arkansas	2/23/11

MOST POINTS IN A WIN OVER AP

RANKED TEAM

Pts.(Score)	Opp.	Date
103 (103-100)	vs. North Carolina	12/17/16
102 (102-90)	vs. Indiana	3/23/12
87 (87-74)	at Ole Miss	1/29/13
86 (86-75)	vs. UCLA	3/24/17
85 (85-69)	SOUTH CAROLINA	1/21/17
85 (85-75)	OLE MISS	2/2/10
85 (85-72)	VANDERBILT	1/30/10
84 (84-67)	ARKANSAS	2/28/15
84 (84-70)	NORTH CAROLINA	12/13/14
83 (83-76)	at West Virginia	1/27/18

MOST PTS. AT NEUTRAL SITE

Pts.(Score)	Opp.	Date
115 (115-69)	vs. Arizona State	11/28/16
103 (103-100)	vs. North Carolina	12/17/16
102 (102-90)	vs. Indiana	3/23/12
100 (100-71)	vs. ETSU	3/18/10
96 (96-73)	vs. Hofstra	12/11/16
95 (95-75)	vs. Buffalo	3/17/18
94 (94-57)	vs. UNC Asheville	11/30/09
93 (93-76)	vs. Monmouth	12/9/17
93 (93-80)	vs. Georgia	3/12/16
91 (91-67)	vs. Auburn	3/14/15
90 (90-60)	vs. Wake Forest	3/20/10

MOST PTS. IN NCAA TOURNEY

Pts.(Score)	Opp.	Date
102 (102-90)	vs. Indiana	3/23/12
100 (100-71)	vs. ETSU	3/18/10

95 (95-75)	vs. Buffalo	3/17/18
90 (90-60)	vs. Wake Forest	3/20/10
87 (87-71)	vs. Iowa State	3/17/12
86 (86-75)	vs. UCLA	3/24/17
85 (85-57)	vs. Stony Brook	3/17/16
82 (82-70)	vs. Baylor	3/25/12
81 (81-66)	vs. Western Kentucky	3/15/12
79 (79-70)	vs. NKU	3/17/17
79 (79-56)	vs. Hampton	3/19/15

MOST PTS. IN SEC TOURNEY

Pts.(Score)	Opp.	Date
93 (93-80)	vs. Georgia	3/12/16
91 (91-67)	vs. Auburn	3/14/15
86 (86-63)	vs. Alabama	3/10/18
85 (85-59)	vs. Alabama	3/11/16
85 (85-67)	vs. LSU	3/14/14
82 (82-65)	vs. Arkansas	3/12/17
82 (82-77)	vs. Texas A&M	3/13/16
79 (79-74)	vs. Alabama	3/11/17
78 (78-63)	vs. Arkansas	3/15/15
77 (77-72)	vs. Tennessee	3/11/18

MOST PTS. IN RUPP ARENA WIN

Pts.(Score)	Opp.	Date
111 (111-76)	UT MARTIN	11/25/16
110 (110-75)	AUBURN	2/21/15
108 (108-58)	MARIST	11/11/11
107 (107-73)	UIC	11/26/17
105 (105-76)	UT ARLINGTON	11/19/13
104 (104-75)	LIU BROOKLYN	11/23/12
104 (104-61)	HARTFORD	12/29/09
102 (102-92)	SAM HOUSTON ST.	11/19/09

MOST PTS. IN ROAD GAME WIN

Pts.(Score)	Opp.	Date
99 (99-76)	at Ole Miss	12/29/16
90 (90-73)	at Indiana	12/12/09
89 (89-62)	at South Carolina	2/13/16
89 (89-77)	at Florida	1/12/10
88 (88-81)	at Mississippi St.	1/17/17
88 (88-79)	at Florida	3/1/16
87 (87-72)	at Arkansas	2/20/18
87 (87-81)	at Vanderbilt	1/10/17
87 (87-74)	at Ole Miss	1/29/13
86 (86-52)	at South Carolina	2/4/12

MOST POINTS IN A HALF

Pts.	Opp.	Date
63 ²	UT ARLINGTON	11/19/13
63 ²	MARIST	11/11/11
60 ¹	at Ole Miss	12/29/16
58 ¹	vs. Arizona State	11/28/16
58 ²	UT MARTIN	11/25/16
58 ²	AUBURN	2/21/15
57 ²	vs. Alabama	3/10/18
57 ²	vs. Arizona State	11/28/16
57 ¹	ARKANSAS	1/23/10
57 ¹	HARTFORD	12/29/09

¹ - First Half; ² - Second Half

**FEWEST POINTS**

Pts.(Score)	Opp.	Date
48 (48-64)	vs. Vanderbilt	3/15/13
50 (50-64)	at Notre Dame	11/29/12
52 (52-69)	at Florida	2/12/13
54 (54-60)	vs. UConn	4/7/14
55 (55-48)	ALABAMA	3/4/14
55 (55-59)	at Alabama	1/22/13
55 (55-64)	BAYLOR	12/1/12
55 (55-56)	vs. UConn	4/2/11
56 (56-49)	vs. Kansas State	3/21/14
56 (56-46)	COLUMBIA	12/10/14

FEWEST POINTS IN A WIN

Pts.(Score)	Opp.	Date
55 (55-48)	ALABAMA	3/4/14
56 (56-49)	vs. Kansas State	3/21/14
56 (56-46)	COLUMBIA	12/10/14
57 (57-44)	at Georgia	1/24/12
58 (58-50)	at Louisville	12/27/14
58 (58-38)	PROVIDENCE	11/30/14
58 (58-43)	at South Carolina	1/24/14
58 (58-56)	at Vanderbilt	2/20/10
59 (59-57)	vs. Princeton	3/1/11
60 (60-58)	at Vanderbilt	1/10/13
60 (60-51)	vs. LSU	3/9/12

FEWEST PTS. AT NEUTRAL SITE

Pts.(Score)	Opp.	Date
48 (48-64)	vs. Vanderbilt	3/15/13
54 (54-60)	vs. UConn	4/7/14
55 (55-56)	vs. UConn	4/2/11
56 (56-49)	vs. Kansas State	3/21/14
58 (58-61)	vs. Kansas State	3/22/18
59 (59-57)	vs. Princeton	3/17/11
60 (60-61)	vs. Florida	3/16/14
60 (60-51)	vs. LSU	3/9/12
61 (61-65)	vs. Kansas	11/14/17
62 (62-49)	vs. Georgia	3/9/18
62 (62-67)	vs. Baylor	12/6/13
62 (62-60)	vs. Ohio State	3/25/11
62 (62-45)	vs. Cornell	3/25/10
62 (62-52)	vs. Old Dominion	11/20/11

FEWEST POINTS IN NCAA**TOURNEY**

Pts.(Score)	Opp.	Date
54 (54-60)	vs. UConn	4/7/14
55 (55-56)	vs. UConn	4/2/11
56 (56-49)	vs. Kansas State	3/21/14
58 (58-61)	vs. Kansas State	3/22/18
59 (59-57)	vs. Princeton	3/17/11
62 (62-60)	vs. Ohio State	3/25/11
62 (62-45)	vs. Cornell	3/25/10
64 (64-71)	vs. Wisconsin	4/4/15
64 (64-51)	vs. Cincinnati	3/21/15
65 (65-62)	vs. Wichita State	3/19/17

FEWEST PTS. IN SEC TOURNEY

Pts.(Score)	Opp.	Date
48 (48-64)	vs. Vanderbilt	3/15/13
60 (60-61)	vs. Florida	3/16/14

60 (60-51)	vs. LSU	3/9/12
62 (62-49)	vs. Georgia	3/9/18
64 (64-49)	vs. Florida	3/13/15
64 (64-71)	vs. Vanderbilt	3/11/12
70 (70-58)	vs. Georgia	3/15/14
70 (70-54)	vs. Florida	3/13/11
71 (71-60)	vs. Georgia	3/10/17
72 (72-58)	vs. Alabama	3/12/11

FEWEST PTS. IN RUPP ARENA

Pts.(Score)	Opp.	Date
55 (55-64)	BAYLOR	12/1/12
56 (56-46)	COLUMBIA	12/10/14
58 (58-38)	PROVIDENCE	11/30/14
59 (59-61)	TENNESSEE	2/6/18
61 (61-57)	FLORIDA	3/9/13

FEWEST PTS. IN ROAD GAME

Pts.(Score)	Opp.	Date
50 (50-64)	at Notre Dame	11/29/12
52 (52-69)	at Florida	2/12/13
55 (55-48)	at Alabama	3/4/14
55 (55-59)	at Alabama	1/22/13
57 (57-59)	at Robert Morris	3/19/13
57 (57-44)	at Georgia	1/24/12
58 (58-50)	at Louisville	12/27/14
58 (58-43)	at South Carolina	1/24/14
58 (58-88)	at Tennessee	2/16/13
58 (58-56)	at Vanderbilt	2/20/10

FEWEST POINTS IN A HALF

Pts.	Opp.	Date
18 ¹	at Missouri	2/3/18
19 ²	at Georgia	1/24/12
21 ¹	vs. UConn	4/2/11
22 ¹	at Louisville	12/27/14
22 ²	at Alabama	1/22/13
22 ¹	at Tennessee	3/6/11
23 ¹	COLUMBIA	12/10/14
23 ²	vs. UConn	4/7/14
23 ¹	vs. Vanderbilt	3/15/13
23 ²	vs. Maryland	11/9/12
23 ¹	vs. UConn	12/9/09

¹ - First Half; ² - Second Half

CALIPARI ERA TEAM GAME RECORDS

MOST FIELD GOALS

FGs.	Opp.	Date
46	MARIST	11/11/11
44	vs. Arizona State	11/28/16
44	AUBURN	2/21/15
42	UIC	11/26/17
42	LIU BROOKLYN	11/23/12
41	UT MARTIN	11/25/16
41	HARTFORD	12/29/09
40	vs. North Carolina	12/17/16
40	LAFAYETTE	11/16/12
38	CLEVELAND STATE	11/23/16
38	LSU	3/5/16
38	vs. Wake Forest	3/20/10

FEWEST FIELD GOALS

FGs.	Opp.	Date
14	at South Carolina	3/1/14
16	vs. Kansas State	3/22/18
16	ALABAMA	3/4/14
17	GEORGIA	12/31/17
17	LOUISVILLE	12/31/11
17	at Auburn	2/12/14
18	vs. LSU	3/9/12
18	vs. Vanderbilt	3/15/13
18	vs. Florida	3/16/14
18	vs. UConn	4/7/14
18	at Texas A&M	1/10/15
18	at South Carolina	1/24/15

MOST FIELD-GOAL ATTEMPTS

FGs.	Opp.	Date
84	vs. Arizona State	11/28/16
80	UCLA	12/3/16
77	ARKANSAS	1/23/10
76	ARKANSAS	2/27/14
75	MARIST	11/11/11
74	at Ole Miss	12/29/16
74	vs. North Carolina	12/17/16
74	UT MARTIN	11/25/16

FEWEST FIELD-GOAL ATTEMPTS

FGs.	Opp.	Date
39	at South Carolina	1/24/15
40	at Robert Morris	3/19/13
41	ALABAMA	1/31/15
41	TENNESSEE	1/31/12
42	vs. Kansas State	3/22/18
42	vs. Alabama	3/10/18
42	FLORIDA	2/15/14
42	vs. Providence	12/1/13
42	vs. LSU	3/9/12
42	vs. Cleveland State	11/24/09

MOST FREE THROWS

Fts.	Opp.	Date
35	vs. Indiana	3/23/12
33	at South Carolina	3/1/14

32	LOUISVILLE	12/31/11
31	MOREHEAD STATE	11/21/12
31	INDIANA	12/11/10
30	vs. Auburn	3/14/15
30	UNC ASHEVILLE	11/8/13
30	vs. Baylor	3/25/12
29	ILLINOIS STATE	11/30/15
29	at North Carolina	12/14/13

FEWEST FREE THROWS

Fts.	Opp.	Date
3	ETSU	11/17/17
4	vs. UConn	4/2/11
4	VANDERBILT	1/23/16
5	vs. Georgia	3/9/18
6	vs. Michigan	3/30/14
6	at Florida	2/12/13
6	at Alabama	1/22/13
6	vs. Princeton	3/17/11

MOST FREE-THROW ATTEMPTS

Fts.	Opp.	Date
48	UNC ASHEVILLE	11/8/13
46	ILLINOIS STATE	11/30/15
44	vs. Baylor	3/25/12
44	INDIANA	12/11/10
43	at North Carolina	12/14/13
43	LOUISVILLE	12/31/11
42	at South Carolina	3/1/14
41	vs. LSU	3/14/14
41	MOREHEAD STATE	11/21/12

FEWEST FREE-THROW ATTEMPTS

Fts.	Opp.	Date
6	VANDERBILT	1/23/16
10	vs. Georgia	3/9/18
10	vs. Wisconsin	4/4/15
11	at LSU	2/10/15
11	vs. Michigan	3/30/14
11	MISSISSIPPI STATE	2/27/13
11	at Florida	2/12/13
11	at Alabama	1/22/13
11	at Florida	3/4/12
11	GEORGIA	3/1/12
11	FLORIDA	2/7/12
11	vs. Princeton	3/17/11

MOST 3-POINTERS

3s.	Opp.	Date
15	GEORGIA	3/1/12
15	vs. ETSU	3/18/10
14	HARTFORD	12/29/09
13	TEXAS A&M	1/3/17
13	vs. Alabama	3/11/16
13	ETSU	11/12/10
12	FLORIDA	2/6/16
12	vs. UCLA	12/20/14

12	CHATTANOOGA	12/17/11
12	vs. North Carolina	3/27/11
12	WINTHROP	12/22/10
12	VANDERBILT	1/30/10

FEWEST 3-POINTERS

3s.	Opp.	Date
0	vs. Davidson	3/15/18
1	at South Carolina	1/16/18
1	at Vanderbilt	1/10/17
1	Texas	12/5/14
1	LSU	2/22/14
1	vs. LSU	3/9/12
1	Tennessee	1/31/12
1	vs. Alabama	3/12/10

MOST 3-POINT ATTEMPTS

3s.	Opp.	Date
33	CHATTANOOGA	12/17/11
33	vs. ETSU	3/18/10
33	ARKANSAS	1/23/10
32	vs. West Virginia	3/27/10
28	vs. Arizona State	11/28/16
28	at Texas A&M	1/10/15
28	ALABAMA	3/4/14
28	vs. Vanderbilt	3/11/12
28	HARTFORD	12/29/09
27	GEORGIA	3/1/12
27	vs. UConn	4/2/11

FEWEST 3-POINT ATTEMPTS

3s.	Opp.	Date
5	vs. Wisconsin	4/4/15
5	vs. Wisconsin	4/5/14
5	at Tennessee	1/14/12
6	vs. Davidson	3/15/18
6	FLORIDA	3/7/15
6	Vanderbilt	1/20/15
7	at Missouri	1/29/15
7	PROVIDENCE	11/30/14
7	vs. Louisville	3/31/12
7	at Indiana	12/10/11

MOST REBOUNDS

Rebs.	Opp.	Date
59	vs. Arizona State	11/28/16
59	ARKANSAS	1/23/10
57	LOUISVILLE	12/31/11
56	ROBERT MORRIS	11/17/13
54	NJIT	11/14/15

FEWEST REBOUNDS

Rebs.	Opp.	Date
21	ALABAMA	1/31/15
21	at Tennessee	2/16/13
22	vs. Wisconsin	4/4/15
24	GEORGIA	2/3/15
24	NORTH CAROLINA	12/13/14



24	TENNESSEE	1/18/14
25	vs. Baylor	12/6/13
25	at Robert Morris	3/19/13

MOST OFFENSIVE

REBOUNDS

Rebs.	Opp.	Date
26	ARKANSAS	2/27/14
24	GRAND CANYON	11/14/14
24	vs. West Virginia	3/27/10
22	NJIT	11/14/15
22	at Auburn	2/2/14
22	ARKANSAS	1/23/10
21	at West Virginia	1/27/18
21	VALPARAISO	12/7/16
21	COLUMBIA	12/10/14
21	at South Carolina	3/1/14
21	BAYLOR	12/1/12
21	at Indiana	12/12/09

FEWEST OFFENSIVE

REBOUNDS

Rebs.	Opp.	Date
1	vs. Alabama	3/10/18
3	at South Carolina	1/24/14
5	GEORGIA	2/3/15
5	ALABAMA	1/31/15
5	MISSISSIPPI STATE	2/15/11
5	GEORGIA	1/29/11

MOST DEFENSIVE

REBOUNDS

Rebs.	Opp.	Date
39	vs. Arizona State	11/28/16
39	ROBERT MORRIS	11/17/13
39	EASTERN MICHIGAN	1/2/13
38	TROY	11/20/17
38	vs. Hampton	3/19/15
38	EASTERN KENTUCKY	12/7/14
38	vs. Cleveland State	11/24/09
37	at Texas A&M	1/10/15
37	LOUISVILLE	12/31/11
37	ARKANSAS	1/23/10

FEWEST DEFENSIVE

REBOUNDS

Rebs.	Opp.	Date
9	at Tennessee	2/16/13
13	NORTH CAROLINA	12/13/14
15	vs. Baylor	12/6/13
15	at Alabama	1/18/11
16	vs. Wisconsin	4/4/15
16	ALABAMA	1/31/15
16	TEXAS A&M	1/12/13
16	at Auburn	1/11/12
16	vs. UConn	11/24/10

MOST ASSISTS

Assts.	Opp.	Date
33	vs. Arizona State	11/28/16
30	HARTFORD	12/29/09

28	LIU BROOKLYN	11/23/12
28	vs. UNC Asheville	11/30/09
25	CLEVELAND STATE	11/23/16
25	AUBURN	2/21/15
25	vs. UCLA	12/20/14
24	at Ole Miss	12/29/16
24	UT MARTIN	11/25/16
24	BOSTON	11/21/14
24	MARIST	11/11/11
24	vs. ETSU	3/18/10

FEWEST ASSISTS

Assts.	Opp.	Date
5	LSU	2/22/14
6	vs. Kansas State	3/22/18
6	at Florida	3/3/18
6	VANDERBILT	3/1/11

MOST TURNOVERS

TOs.	Opp.	Date
24	MOREHEAD STATE	11/13/09
23	SAM HOUSTON ST.	11/19/09
22	ETSU	11/17/17
21	LOUISVILLE	12/31/11
21	vs. Old Dominion	11/20/11
21	NORTH CAROLINA	12/5/09
20	EASTERN MICH.	11/27/13
20	ALBANY	11/13/15
20	vs. Cleveland State	11/24/09

FEWEST TURNOVERS

TOs.	Opp.	Date
3	at Georgia	3/3/15
3	at South Carolina	2/4/12
4	ALABAMA	2/23/16
4	COLUMBIA	12/10/14
4	vs. Wisconsin	4/5/14
4	PORTLAND	11/26/11
5	vs. Georgia	3/9/18
5	vs. Georgia	3/12/16
5	at Vanderbilt	2/27/16
5	ALABAMA	1/31/15

MOST BLOCKS

Blks.	Opp.	Date
18	ST. JOHN'S	12/1/11
15	vs. Stony Brook	3/17/16
14	at Georgia	3/3/10
13	vs. UCLA	12/20/14
13	at Ole Miss	1/29/13
13	ARKANSAS	1/17/12
13	vs. Kansas	11/15/11
13	MARIST	11/11/11

FEWEST BLOCKS

Blks.	Opp.	Date
1	vs. Georgia	3/9/19
1	at Vanderbilt	1/10/17
1	vs. Alabama	3/11/16
1	at LSU	1/5/16
1	WRIGHT STATE	11/20/15
1	ALABAMA	1/31/15

1	at Missouri	1/29/15
1	vs. Wisconsin	4/5/14
1	at Florida	3/8/14

MOST STEALS

Stls.	Opp.	Date
15	LAFAYETTE	11/16/12
13	OLE MISS	1/2/16
13	vs. UConn	12/9/09
12	STEPHEN F. AUSTIN	11/11/16
12	BOSTON	11/24/15
12	NORTH CAROLINA	12/13/14
12	PROVIDENCE	11/30/14
12	LIPSCOMB	12/15/12
12	PORTLAND	11/26/11
12	vs. Cornell	3/25/10
12	GEORGIA	1/9/10
12	vs. UNC Asheville	11/30/09

FEWEST STEALS

Stls.	Opp.	Date
0	vs. Baylor	12/6/13
1	at West Virginia	1/27/18
1	vs. Michigan State	11/12/13
1	at Robert Morris	3/19/13
1	vs. West Virginia	3/19/11
1	FLORIDA	2/26/11

MOST PERSONAL FOULS

Fls.	Opp.	Date
33	at Kansas	1/30/16
32	at South Carolina	1/16/18
31	at Arkansas	1/14/14
31	at North Carolina	12/14/13
29	at Missouri	2/3/18
29	at South Carolina	3/1/14
28	VANDERBILT	1/30/10

FEWEST PERSONAL FOULS

Fls.	Opp.	Date
7	HARTFORD	12/29/09
8	MONTANA STATE	11/23/14
8	LAFAYETTE	11/16/12
8	vs. Florida	3/10/12
8	vs. Princeton	3/17/11
8	WINTHROP	12/22/10
8	DREXEL	12/21/09
8	vs. UNC Asheville	11/30/09

HIGHEST FIELD-GOAL PCT.

Pct.	Opp.	Date
.677	LIU BROOKLYN	11/23/12
.667	UIC	11/26/17
.647	AUBURN	2/21/15
.645	LAFAYETTE	11/16/12
.643	vs. Alabama	3/10/18
.643	vs. Providence	12/1/13
.614	SOUTH CAROLINA	2/5/13
.613	MARIST	11/11/11
.603	vs. Wake Forest	3/20/10
.603	HARTFORD	12/29/09

LOWEST FIELD-GOAL PCT.

Pct.	Opp.	Date
.269	at South Carolina	3/1/14
.281	at Texas A&M	1/10/15
.296	BAYLOR	12/1/12
.298	LOUISVILLE	12/31/11
.309	at Auburn	2/12/14
.313	at Missouri	2/3/18
.315	GEORGIA	12/31/17
.327	ALABAMA	3/4/14
.339	vs. UConn	4/2/11
.342	ARKANSAS	2/27/14

HIGHEST FREE-THROW PCT.

Pct.	Opp.	Date
1.000	FLORIDA	2/7/12
1.000	AUSTIN PEAY	12/19/09
.958	TENNESSEE	1/18/14
.955	at Florida	2/7/15
.946	vs. Indiana	3/23/12
.923	at Mississippi State	2/25/15
.900	vs. Wisconsin	4/4/15
.900	at Ole Miss	2/18/14
.895	DREXEL	12/21/09
.889	at Alabama	1/17/15
.889	TENNESSEE	1/31/12

min 10 attempts

LOWEST FREE-THROW PCT.

Pct.	Opp.	Date
.200	ETSU	11/17/17
.333	vs. UConn	4/2/11
.391	ETSU	11/12/10
.412	vs. Wake Forest	3/20/10
.435	at Vanderbilt	2/27/16
.471	at Texas A&M	2/10/18
.471	PROVIDENCE	11/30/14
.478	at Louisville	12/29/12

min 10 attempts

HIGHEST 3-POINT PERCENTAGE

Pct.	Opp.	Date
.700	at Florida	3/1/16
.692	DREXEL	12/21/09
.667	vs. Alabama	3/10/18
.667	AUSTIN PEAY	12/19/09
.636	vs. Michigan	3/30/14
.625	MISSOURI	2/24/18
.625	BOSTON	11/30/10
.600	FLORIDA	2/6/16
.600	FLORIDA	2/7/12
.591	vs. Alabama	3/11/16

min 10 attempts

LOWEST 3-POINT PERCENTAGE

Pct.	Opp.	Date
.000	vs. Davidson	3/15/18
.077	vs. Alabama	3/12/10
.083	TEXAS	12/5/14
.091	at South Carolina	1/16/18
.091	at Tennessee	2/27/10
.100	at Missouri	2/3/18
.100	TENNESSEE	1/31/12
.111	at Vanderbilt	1/10/17
.118	COLUMBIA	12/10/14
.125	vs. LSU	3/9/12
.125	vs. West Virginia	3/27/10
.125	vs. Cornell	3/25/10

min 10 attempts

HIGHEST REBOUND MARGIN

Mg.	Opp.	Date
+31	NIJT	11/14/15
+30	GRAND CANYON	11/14/14
+28	NKU	11/10/13
+27	vs. Little Rock	1/3/12
+26	vs. Arizona State	11/28/16
+26	LOUISVILLE	12/31/11
+25	EASTERN KENTUCKY	12/9/15
+25	EASTERN MICHIGAN	1/2/13
+25	at Indiana	12/12/09
+24	SOUTH CAROLINA	2/14/15

LOWEST REBOUND MARGIN

Mg.	Opp.	Date
-25	at Florida	2/4/17
-18	at Tennessee	2/16/13
-16	vs. Baylor	12/6/13
-16	vs. Maryland	11/9/12
-15	TENNESSEE	1/18/14
-14	at LSU	1/5/16
-12	vs. Wisconsin	4/4/15
-12	GEORGIA	2/3/15
-12	at South Carolina	1/24/14
-12	vs. Alabama	3/12/10
-11	at Kansas	1/30/16
-11	TEXAS	12/5/14

KENTUCKY'S 100-POINT GAMES

Points (Score)	Opponent	Date
115 (115-69)	Arizona State	11/28/16
111 (111-76)	UT Martin	11/25/16
110 (110-75)	Auburn	2/21/15
108 (108-58)	Marist	11/11/11
107 (107-73)	UIC	11/26/17
105 (105-76)	UT Arlington	11/19/13
104 (104-75)	LIU Brooklyn	11/23/12
104 (104-61)	Hartford	12/29/09
103 (103-100)	North Carolina	12/17/16
102 (102-90)	Indiana	3/23/12
102 (102-92)	Rider	11/21/09
101 (101-70)	Cleveland St.	11/23/16
101 (101-49)	Lafayette	11/16/12
101 (101-70)	Arkansas	1/23/10
100 (100-58)	Texas A&M	1/3/17
100 (100-71)	ETSU	3/18/10

YEAR-BY-YEAR 100-POINT SCORING GAMES

Year	No.
2010	4
2011	0
2012	2
2013	2
2014	1
2015	1
2016	0
2017	5
2018	1



CALIPARI ERA LARGEST MARGINS

VICTORY MARGINS

Margin (Score)	Opponent	Date
+58 (86-28)	MONTANA STATE	11/13/14
+52 (101-49)	LAFAYETTE	11/16/12
+50 (108-58)	MARIST	11/11/11
+49 (86-37)	MISSOURI	1/13/15
+48 (92-44)	UT ARLINGTON	11/25/14
+48 (88-40)	RADFORD	11/23/11
+46 (115-69)	vs. Arizona State	11/28/16
+44 (88-44)	DREXEL	12/21/09
+42 (100-58)	TEXAS A&M	1/3/17
+43 (104-61)	HARTFORD	12/29/09
+40 (85-45)	GRAND CANYON	11/14/14
+39 (78-39)	vs. West Virginia	3/26/15
+39 (83-44)	vs. UCLA	12/20/14

VICTORY MARGIN IN RUPP ARENA

Margin (Score)	Opponent	Date
+58 (86-28)	MONTANA STATE	11/13/14
+52 (101-49)	LAFAYETTE	11/16/12
+50 (108-58)	MARIST	11/11/11
+49 (86-37)	MISSOURI	1/13/15
+48 (92-44)	UT ARLINGTON	11/25/14
+48 (88-40)	RADFORD	11/23/11
+44 (88-44)	DREXEL	12/21/09
+43 (104-61)	HARTFORD	12/29/09
+42 (100-58)	TEXAS A&M	1/3/17
+40 (85-45)	GRAND CANYON	11/14/14
+38 (87-49)	ROBERT MORRIS	11/17/13
+38 (88-50)	LIPSCOMB	12/15/12
+38 (82-44)	LSU	1/15/11

VICTORY MARGIN IN SEC PLAY

Margin (Score)	Opponent	Date
+49 (86-37)	MISSOURI	1/13/15
+42 (100-58)	TEXAS A&M	1/3/17
+38 (82-44)	LSU	1/15/11
+35 (110-75)	AUBURN	2/21/15
+34 (82-48)	GEORGIA	2/9/16
+34 (88-54)	MISSOURI	1/27/16
+34 (77-43)	SOUTH CAROLINA	2/14/15
+34 (86-52)	at South Carolina	2/4/12
+31 (90-59)	SOUTH CAROLINA	2/19/11
+31 (101-70)	ARKANSAS	1/23/10
+30 (43-36)	MISSISSIPPI STATE	2/27/13
+30 (79-49)	GEORGIA	3/1/12

VICTORY MARGIN ON THE ROAD

Margin (Score)	Opponent	Date
+34 (86-52)	at South Carolina	2/4/12
+31 (79-48)	at Portland	11/19/10
+27 (89-62)	at South Carolina	2/13/16
+26 (81-55)	at LSU	2/6/10
+24 (74-50)	at LSU	1/28/12
+23 (99-76)	at Ole Miss	12/29/16
+22 (70-48)	at Alabama	1/17/15
+22 (75-53)	at Auburn	1/19/13
+18 (74-56)	at Mississippi State	2/25/15
+18 (66-48)	at Tennessee	2/17/15
+17 (90-73)	at Indiana	12/12/09

VICTORY MARGIN AT A NEUTRAL SITE

Margin (Score)	Opponent	Date
+46 (115-69)	vs. Arizona State	11/28/16
+39 (78-39)	vs. West Virginia	3/26/15
+39 (83-44)	vs. UCLA	12/20/14
+38 (85-47)	vs. Penn State	11/19/11
+32 (72-40)	vs. Kansas	11/18/14
+30 (90-60)	vs. Wake Forest	3/20/10
+29 (100-71)	vs. ETSU	3/18/10
+29 (74-45)	vs. Tennessee	3/13/10
+28 (85-57)	vs. Stony Brook	3/17/16
+26 (85-59)	vs. Alabama	3/11/16

VICTORY MARGIN ON THE ROAD IN THE SEC

Margin (Score)	Opponent	Date
+34 (86-52)	at South Carolina	2/4/12
+27 (89-62)	at South Carolina	2/13/16
+26 (81-55)	at LSU	2/6/10
+24 (74-50)	at LSU	1/28/12
+23 (99-76)	at Ole Miss	12/29/16
+22 (70-48)	at Alabama	1/17/15
+22 (75-53)	at Auburn	1/19/13
+18 (74-56)	at Mississippi State	2/25/15
+18 (66-48)	at Tennessee	2/17/15
+16 (77-61)	at Alabama	1/9/16
+16 (69-53)	at Missouri	1/29/15

VICTORY MARGIN IN THE SEC TOURNAMENT

Margin (Score)	Opponent	Date
+29 (74-45)	vs. Tennessee	3/13/10
+26 (85-59)	vs. Alabama	3/11/16
+24 (91-67)	vs. Auburn	3/14/15
+23 (86-63)	vs. Alabama	3/10/18
+18 (85-67)	vs. LSU	3/14/14
+17 (82-65)	vs. Arkansas	3/12/17
+16 (70-54)	vs. Florida	3/13/11
+15 (78-63)	vs. Arkansas	3/15/15
+15 (64-49)	vs. Florida	3/13/15
+14 (72-58)	vs. Alabama	3/12/11

VICTORY MARGIN IN THE NCAA TOURNAMENT

Margin (Score)	Opponent	Date
+39 (78-39)	vs. West Virginia	3/26/15
+30 (90-60)	vs. Wake Forest	3/20/10
+29 (100-71)	vs. ETSU	3/18/10
+28 (85-57)	vs. Stony Brook	3/17/16
+23 (79-56)	vs. Hampton	3/19/15
+20 (95-75)	vs. Buffalo	3/17/18
+17 (62-45)	vs. Cornell	3/25/10
+16 (87-71)	vs. Iowa State	3/17/12
+15 (81-66)	vs. Western Kentucky	3/15/12
+13 (64-51)	vs. Cincinnati	3/21/15
+12 (82-70)	vs. Baylor	3/25/12
+12 (102-90)	vs. Indiana	3/23/12



CALIPARI ERA TEAM SEASON RECORDS

MOST WINS

Wins	Year
38	2015
38	2012
35	2010
32	2017
29	2014
29	2011
27	2016
26	2018
21	2013

FEWEST LOSSES

Losses	Year
1	2015
2	2012
3	2010
6	2017
9	2016
9	2011
11	2014
11	2018
12	2013

MOST POINTS

Points	Year
3,225	2017
3,095	2012
3,012	2010
2,992	2014
2,900	2015
2,861	2016
2,845	2011
2,840	2018
2,396	2013

HIGHEST POINTS

PER GAME AVERAGE	Year
84.9	2017
79.5	2016
79.3	2010
77.4	2012
76.8	2018
74.9	2011
74.8	2014
74.4	2015
72.6	2013

FEWEST

OPPONENT POINTS

Points	Year
2,118	2015
2,127	2013
2,412	2011
2,423	2012
2,451	2016
2,468	2010

2,599	2018
2,665	2014
2,716	2017

LOWEST OPPONENT POINTS PER GAME AVG.

Avg.	Year
54.3	2015
60.6	2012
63.5	2011
64.5	2013
64.9	2010
66.6	2014
68.1	2016
70.2	2018
71.5	2017

HIGHEST SCORING

MARGIN

Margin	Year
20.1	2015
16.8	2012
14.4	2010
13.4	2017
11.4	2016
11.4	2011
8.2	2014
8.1	2013
6.6	2018

MOST FIELD GOALS

FGs	Year
1,134	2017
1,096	2012
1,066	2010
1,028	2016
1,006	2015
1,004	2014
1,002	2011
998	2018
863	2013

MOST FIELD GOALS ATTEMPTED

Atts.	Year
2,396	2017
2,248	2012
2,228	2010
2,214	2014
2,183	2011
2,150	2015
2,149	2016
2,115	2018
1,815	2013

HIGHEST FIELD-

GOAL PERCENTAGE

Pct.	Year
.488	2012
.478	2016
.478	2010
.475	2013
.473	2017
.472	2018
.468	2015
.459	2011
.453	2014

LOWEST OPPONENT FIELD-GOAL PCT.

Pct.	Year
.354	2015
.374	2012
.378	2010
.392	2013
.394	2011
.397	2016
.404	2018
.411	2014
.424	2017

MOST 3-POINTERS

3's	Year
281	2011
267	2017
244	2016
231	2010
225	2012
203	2015
203	2014
195	2018
184	2013

MOST 3-POINTERS ATTEMPTED

Atts.	Year
756	2017
707	2011
697	2010
666	2016
611	2014
595	2012
582	2015
546	2018
532	2013

HIGHEST 3-POINT FIELD-GOAL PCT.

Pct.	Year
.397	2011
.378	2012
.366	2016
.357	2018

.353	2017
.349	2015
.346	2013
.332	2014
.331	2010

LOWEST OPPONENT 3-POINT FG PCT.

Pct.	Year
.271	2015
.301	2018
.306	2017
.313	2010
.318	2012
.322	2014
.324	2013
.324	2011
.326	2016

MOST FREE THROWS MADE

FTs	Year
781	2014
690	2017
685	2015
678	2012
649	2010
649	2018
561	2016
560	2011
486	2013

MOST FREE THROWS ATTEMPTED

Atts.	Year
1,146	2014
981	2017
971	2010
943	2015
938	2012
930	2018
813	2016
789	2011
757	2013

HIGHEST FREE-THROW PERCENTAGE

Pct.	Year
.726	2015
.723	2012
.710	2011
.703	2017
.698	2018
.690	2016
.682	2014



.668	2010
.642	2013

MOST REBOUNDS

Rebs.	Year
1,608	2014
1,584	2010
1,556	2012
1,511	2017
1,482	2015
1,428	2018
1,420	2011
1,396	2016
1,249	2013

HIGHEST REBOUNDS PER GAME AVERAGE

Avg.	Year
41.7	2010
40.2	2014
39.8	2017
38.9	2012
38.8	2016
38.6	2018
38.0	2015
37.8	2013
37.4	2011

HIGHEST REBOUND MARGIN

Margin	Year
9.4	2014
8.1	2010
6.8	2015
6.7	2012
5.2	2016
5.1	2018
4.7	2017
4.3	2013

MOST ASSISTS

Assts.	Year
585	2017
573	2010
553	2015
531	2012
512	2016
489	2018
482	2011
446	2014
441	2013

HIGHEST ASSISTS PER GAME AVERAGE

Avg	Year
15.39	2017
15.08	2010
14.22	2016
14.18	2015

13.36	2013
13.28	2012
13.22	2018
12.68	2011
11.15	2014

MOST STEALS

Stls.	Year
279	2010
253	2015
242	2012
229	2017
211	2011
208	2018
206	2016
189	2014
185	2013

HIGHEST STEALS PER GAME AVERAGE

Avg.	Year
7.34	2010
6.49	2015
6.05	2012
6.03	2017
5.72	2016
5.62	2018
5.61	2013
5.55	2011
4.72	2014

MOST BLOCKS

Blks.	Year
344	2012
273	2010
268	2015
239	2011
236	2014
217	2013
209	2016
201	2017
176	2018

HIGHEST BLOCKS PER GAME AVERAGE

Avg.	Year
8.60	2012
7.18	2010
6.87	2015
6.58	2013
6.29	2011
5.90	2014
5.81	2016
5.29	2017
4.76	2018

FEWEST TURNOVERS

TOs	Year
402	2016
406	2011
408	2015
430	2013
443	2017
453	2012
481	2014
481	2018
547	2010

LOWEST TURNOVERS PER GAME AVERAGE

Avg.	Year
10.46	2015
10.68	2011
11.17	2016
11.32	2012
11.66	2017
12.03	2014
13.00	2018
13.03	2013
14.39	2010

MOST OPPONENT TURNOVERS

TOs	Year
544	2017
533	2015
531	2010
466	2012
458	2011
447	2016
436	2018
428	2014
390	2013

FEWEST FOULS

Fls.	Year
566	2013
593	2012
601	2011
641	2010
665	2015
702	2018
718	2017
732	2014
737	2016

MOST PLAYERS TO AVG. DOUBLE-FIGURES

Players	Year
5	2012
4	2018
4	2017
4	2014
4	2013

4	2011
4	2010
3	2015
3	2016

MOST PLAYERS TO START (5+ GAMES)

Players	Year
7	2013
7	2015
7	2016
7	2018
6	2017
6	2014
6	2012
6	2011
6	2010

YEAR-BY-YEAR RESULTS

YEAR	W		L	T	PCT.	RANK	H	A	N	CONFERENCE			CONFERENCE TOURNAMENT			NCAA/NIT TOURNAMENT			COACH		
	W	L								PCT.	FINISH	W	L	PCT.	FINISH	W	L	FINISH			
1903	1	2			.333		1-2													Andrus	
1904	1	4			.250		1-1	0-3													Wendt
1905	1	4			.250		1-3	0-1													Kirby
1906	5	9			.357		2-3	3-6													Chambers
1907	3	6			.333		3-2														Spahr/Sweetland
1908	5	6			.455		4-1	1-5													Iddings
1909	5	4			.556		4-1	1-3													Sweetland
1910	4	8			.333		3-2	1-6													Tigert
1911	5	6			.455		3-2	2-4													Brumage
1912	9	0			1.000		7-0	2-0													Brumage
1913	5	3			.625		5-3														Park
1914	12	2			.857		9-0	3-2													Tuttle
1915	7	5			.583		6-1	1-4													Boles
1916	8	6			.571		4-6	4-0													Gill
1917	4	6			.400		3-2	1-4													Buchheit
1918	9	2	1		.792		5-0	4-1	0-1												Buchheit
1919	6	8			.429		3-4	3-4													Buchheit
1920	5	7			.417		3-2	2-5													Buchheit
1921	13	1			.929		7-0	2-1	4-0												Buchheit
1922	10	6			.625		5-1	4-4	1-1												Buchheit
1923	3	10			.231		2-7	1-3													Buchheit
1924	13	3			.813		10-1	3-2	0-1												Buchheit
1925	13	8			.619		8-2	4-5	1-1												Appelgran
1926	15	3			.833		9-1	4-1	2-1												Eklund
1927	3	13			.188		2-7	1-6													Hayden
1928	12	6			.667		6-2	4-3	2-1												Mauer
1929	12	5			.706		7-2	3-2	2-1												Mauer
1930	16	3			.842		12-1	2-1	2-1												Mauer
1931	15	3			.833		9-0	3-2	3-1												Rupp
1932	15	2			.882		10-1	4-0	1-1												Rupp
1933	21	3			.875		10-1	5-2	6-0												Rupp
1934	16	1			.941		10-0	5-0	1-1												Rupp
1935	19	2			.905		13-0	5-2	1-0												Rupp
1936	15	6			.714		11-1	3-4	1-1												Rupp



YEAR	W	L	T	PCT.	RANK	H	A	N	W	L	PCT.	FINISH	CONFERENCE	W	L	FINISH	CONFERENCE TOURNAMENT	W	L	FINISH	NCAA/NIT TOURNAMENT	W	L	FINISH	COACH
1937	17	5		.773		9-1	3-3	5-1	5	3	.625	1st		3	0	Champions								Rupp	
1938	13	5		.722		9-0	2-4	2-1	6	0	1.000	2nd		0	1	Quarterfinals								Rupp	
1939	16	4		.800		8-1	5-1	3-2	5	2	.714	1st		3	0	Champions								Rupp	
1940	15	6		.714		8-1	2-4	5-1	4	4	.500	7th		3	0	Champions								Rupp	
1941	17	8		.680		9-1	5-4	3-3	8	1	.889	1st		3	1	Runner-Up								Rupp	
1942	19	6		.760		10-0	4-4	5-2	6	2	.750	3rd		4	0	Champions								Rupp	
1943	17	6		.739		8-1	5-2	4-3	8	1	.889	1st		3	1	Runner-Up								Rupp	
1944	19	2		.905		8-0	3-1	8-1	0	0	.000	--		3	0	Champions								Rupp	
1945	22	4		.846		9-0	6-2	7-2	4	1	.800	1st		4	0	Champions								Rupp	
1946	28	2		.933		12-0	7-1	9-1	6	0	1.000	1st		4	0	Champions								Rupp	
1947	34	3		.919		16-0	8-1	10-2	11	0	1.000	1st		4	0	Champions								Rupp	
1948	36	3		.923		11-0	13-2	12-1	9	0	1.000	1st		4	0	Champions								Rupp	
Kentucky also won the 1948 World Championships, claiming the gold medal at the '48 Olympic Games in London.																									
1949	32	2		.941	1st/--	10-0	8-0	14-2	13	0	1.000	1st		4	0	Champions								Rupp	
1950	25	5		.833	3rd/--	10-0	6-4	9-1	11	2	.846	1st		3	0	Champions								Rupp	
1951	32	2		.941	1st/1st	14-0	8-1	10-1	14	0	1.000	1st		3	1	Runner-Up								Rupp	
1952	29	3		.906	1st/1st	12-0	8-1	9-2	14	0	1.000	1st		4	0	Champions								Rupp	
1953	<i>Under suspension by NCAA....No official games played</i>																								
1954	25	0		1.000	1st/2nd	16-0	5-0	4-0	14	0	1.000	t1st												Rupp	
1955	23	3		.885	2nd/2nd	13-1	8-1	2-1	12	2	.857	1st												Rupp	
1956	20	6		.769	9th/NR	11-2	6-2	3-2	12	2	.857	2nd												Rupp	
1957	23	5		.821	3rd/3rd	14-2	6-3	3-0	12	2	.857	1st												Rupp	
1958	23	6		.793	9th/14th	14-1	5-4	4-1	12	2	.857	1st												Rupp	
1959	24	3		.889	2nd/2nd	13-0	7-2	4-1	12	2	.857	t2nd												Rupp	
1960	18	7		.720	NR/NR	11-3	4-4	3-0	10	4	.714	3rd												Rupp	
1961	19	9		.679	NR/18th	12-2	2-5	5-2	10	4	.714	t2nd												Rupp	
1962	23	3		.885	3rd/3rd	14-2	6-0	3-1	13	1	.929	t1st												Rupp	
1963	16	9		.640	NR/NR	10-5	4-4	2-0	8	6	.571	5th												Rupp	
1964	21	6		.778	4th/3rd	13-1	4-3	4-2	11	3	.786	1st												Rupp	
1965	15	10		.600	NR/NR	11-3	4-5	0-2	10	6	.625	5th												Rupp	
1966	27	2		.931	1st/1st	13-0	10-1	4-1	15	1	.938	1st												Rupp	
1967	13	13		.500	NR/NR	8-7	4-6	1-0	8	10	.444	t5th												Rupp	
1968	22	5		.815	4th/4th	14-1	7-3	1-1	15	3	.833	1st												Rupp	
1969	23	5		.821	7th/7th	12-1	9-2	2-2	16	2	.889	1st												Rupp	
1970	26	2		.929	1st/1st	15-0	8-1	3-1	17	1	.944	1st												Rupp	
1971	22	6		.786	10th/--	12-1	10-2	0-3	16	2	.889	1st												Rupp	



YEAR-BY-YEAR RESULTS

YEAR	W		L	T	PCT.	RANK	H	A	N	CONFERENCE			CONFERENCE TOURNAMENT			NCAA/NIT TOURNAMENT			COACH
	W	L								PCT.	FINISH	W	L	PCT.	FINISH	W	L	FINISH	
1972	21	7	750	18th/14th	12-1	7-4	2-2	14	4	.778	t1st	14	4	.778	t1st	1	1	Elite Eight	Rupp
1973	20	8	714	17th/15th	11-2	7-4	2-2	14	4	.889	1st	14	4	.889	1st	1	1	Elite Eight	Hall
1974	13	5	500	NR/NR	9-3	4-7	0-3	9	9	.500	t4th	9	9	.500	t4th				Hall
1975	26	5	839	2nd/4th	12-0	7-4	7-1	15	3	.833	t1st	15	3	.833	t1st	4	1	Final Four-Runner-Up	Hall
1976	20	10	667	NR/NR	11-1	4-7	5-2	11	7	.611	t4th	11	7	.611	t4th	4	0	Champion (NIT)	Hall
1977	26	4	867	6th/5th	12-2	10-1	4-1	16	2	.889	t1st	16	2	.889	t1st	2	1	Elite Eight	Hall
1978	30	2	938	1st/1st	16-0	8-2	6-0	16	2	.889	1st	16	2	.889	1st	5	0	Final Four-Champion	Hall
1979	19	12	613	NR/NR	11-3	4-7	4-2	10	8	.556	6th	10	8	.556	6th	3	1	Runner-Up	Hall
1980	29	6	829	4th/3rd	12-3	9-1	8-2	15	3	.833	1st	2	1	.833	1st	2	1	Semifinals	Hall
1981	22	6	786	8th/8th	15-0	7-3	0-3	15	3	.833	2nd	15	3	.833	2nd	0	1	2nd Round	Hall
1982	22	8	733	8th/9th	15-1	6-5	1-2	13	5	.722	t1st	2	1	.722	t1st	2	1	1st Round	Hall
1983	23	8	742	12th/12th	14-1	6-5	3-2	13	5	.722	1st	0	1	.722	1st	2	1	Elite Eight	Hall
1984	29	5	853	3rd/3rd	16-0	8-4	5-1	14	4	.778	1st	14	4	.778	1st	3	0	Champions	Hall
1985	18	13	581	NR/NR	11-3	4-8	3-2	11	7	.611	t3rd	0	1	.611	t3rd	0	1	Quarterfinals	Hall
1986	32	4	889	3rd/3rd	18-0	10-3	4-1	17	1	.944	1st	17	1	.944	1st	3	0	Champions	Sutton
1987	18	11	621	NR/NR	13-2	5-6	0-3	10	8	.556	t3rd	0	1	.556	t3rd	0	1	Quarterfinals	Sutton
1988	25	5	833	6th/6th	14-2	6-3	5-0	13	5	.722	1st*	3	0	.722	1st*	3	0	Champions*	Sutton
1989	13	19	406	NR/NR	8-5	2-10	3-4	8	10	.444	t6th	0	1	.444	t6th	0	1	Quarterfinals	Sutton
1990	14	14	500	NR/NR	13-2	1-10	0-2	10	8	.556	t4th@	10	8	.556	t4th@				Pitino
1991	22	6	786	9th/-	13-0	7-6	2-0	14	4	.778	2nd SEC/1st East	14	4	.778	2nd SEC/1st East	3	0	Champions	Pitino
1992	29	7	806	6th/6th	15-2	5-4	9-1	12	4	.750	2nd SEC/1st East	12	4	.750	2nd SEC/1st East	3	0	Champions	Pitino
1993	30	4	882	6th/3rd	16-0	7-3	7-1	13	3	.813	2nd SEC/2nd East	13	3	.813	2nd SEC/2nd East	3	0	Champions	Pitino
1994	27	7	794	7th/8th	13-1	5-4	9-2	12	4	.750	2nd SEC/1st East	12	4	.750	2nd SEC/1st East	3	0	Champions	Pitino
1995	28	5	848	2nd/5th	12-1	7-2	9-2	14	2	.875	1st SEC/1st East	14	2	.875	1st SEC/1st East	2	1	Runner-Up	Pitino
1996	34	2	944	1st/2nd	13-0	8-0	13-2	16	0	1.000	1st SEC/1st East	16	0	1.000	1st SEC/1st East	3	0	Champions	Pitino
1997	35	5	825	2nd/5th	12-1	7-3	16-1	13	3	.813	2nd SEC/2nd East	13	3	.813	2nd SEC/2nd East	3	0	Champions	Pitino
1998	35	4	897	5th/1st	9-3	11-0	15-1	14	2	.875	1st SEC/1st East	14	2	.875	1st SEC/1st East	3	0	Champions	Smith
1999	28	9	757	8th/15th	12-1	4-5	12-3	11	5	.688	3rd SEC/2nd East	11	5	.688	3rd SEC/2nd East	3	0	Champions	Smith
2000	23	10	757	19th/20th	14-0	5-5	4-5	12	4	.750	1st SEC/1st East	12	4	.750	1st SEC/1st East	0	1	Quarterfinals	Smith
2001	24	10	706	9th/8th	11-1	7-5	6-4	12	4	.750	t1st SEC/1st East	3	0	.750	t1st SEC/1st East	3	0	Champions	Smith
2002	22	10	688	16th/13th	12-3	5-4	5-3	10	6	.625	t2nd SEC/1st East	0	1	.625	t2nd SEC/1st East	2	1	Sweet 16	Smith
2003	32	4	889	1st/4th	12-1	10-1	10-2	16	0	1.000	1st SEC/1st East	16	0	1.000	1st SEC/1st East	3	0	Champions	Smith
2004	27	5	844	2nd/8th	11-2	7-2	9-1	13	3	.813	2nd SEC/1st East	3	0	.813	2nd SEC/1st East	3	0	Champions	Smith
2005	28	6	824	7th/5th	14-1	7-3	7-2	14	2	.875	1st SEC/1st East	2	1	.875	1st SEC/1st East	2	1	Runner-Up	Smith
2006	22	13	629	NR/RV	10-5	6-4	6-4	9	7	.563	6th SEC/3rd East	2	1	.563	6th SEC/3rd East	2	1	Semifinals	Smith
2007	22	12	647	RV/RV	14-2	4-6	4-4	9	7	.563	4th SEC/4th East	1	1	.563	4th SEC/4th East	1	1	Quarterfinals	Smith



YEAR	W	L	T	PCT.	RANK	H	A	N	W	L	PCT.	FINISH	CONFERENCE	W	L	FINISH	CONFERENCE TOURNAMENT	W	L	FINISH	NCAA/NIT TOURNAMENT	W	L	FINISH	COACH	
2008	18	13		.581	NR/NR	14-4	4-6	0-3	12	4	.750	3rd SEC/2nd East	% Southern Conference	0	1	Quarterfinals	0	1	First Round	0	1	First Round	0	1	First Round	Gillsple
2009	22	14		.611	NR/NR	13-6	5-7	4-1	8	8	.500	7th SEC/4th East	From 1933-50 the SEC Champion was determined by a tournament, except for 1935.	1	1	Quarterfinals	2	1	Quarterfinals (NIT)	2	1	Quarterfinals (NIT)	2	1	Quarterfinals (NIT)	Gillsple
2010	35	3		.921	2nd/5th	18-0	7-2	10-1	14	2	.875	1st SEC/1st East	@ Not eligible for title due to NCAA sanctions	3	0	Champions	3	1	Elite Eight	3	1	Elite Eight	3	1	Elite Eight	Calipari
2011	29	9		.763	11th/3rd	15-0	4-7	10-2	10	6	.625	3rd SEC/2nd East		3	0	Champions	4	1	Final Four	4	1	Final Four	4	1	Final Four	Calipari
2012	38	2		.950	1st/1st	18-0	8-1	12-1	16	0	1.000	1st SEC/1st East		2	1	Runner-Up	6	0	Champions	6	0	Champions	6	0	Champions	Calipari
2013	21	12		.636	NR/NR	16-2	4-8	1-2	12	6	.667	2nd SEC		0	1	Quarterfinals	0	1	First Round (NIT)	0	1	First Round (NIT)	0	1	First Round (NIT)	Calipari
2014	29	11		.725	RV/2nd	16-2	5-5	8-4	12	6	.667	2nd SEC		2	1	Runner-Up	5	1	Final Four-Runner-Up	5	1	Final Four-Runner-Up	5	1	Final Four-Runner-Up	Calipari
2015	38	1		.974	1st/3rd	19-0	10-0	9-1	18	0	1.000	1st SEC		3	0	Champions	4	1	Final Four	4	1	Final Four	4	1	Final Four	Calipari
2016	27	9		.750	10th/16th	17-0	4-7	6-2	13	5	.722	11st SEC		3	0	Champions	1	1	2nd Round	1	1	2nd Round	1	1	2nd Round	Calipari
2017	32	6		.842	6th/5th	15-2	7-3	10-1	16	2	.889	1st SEC		3	0	Champions	3	1	Elite Eight	3	1	Elite Eight	3	1	Elite Eight	Calipari
2018	26	11		.703	18th/17th	16-2	4-6	6-3	10	8	.556	14th SEC		3	0	Champions	2	1	Sweet 16	2	1	Sweet 16	2	1	Sweet 16	Calipari

&- Southern Intercollegiate Athletic Association
 *- Vacated due to NCAA sanctions
 Rankings - AP/UPI (Coaches Poll)



ALL-TIME RESULTS

1903 (1-2)

Coach: Unnamed | Starters: Jan. White Guyn & R.H. Arnett, G; Joe Coons, C; H.Jan. Wurtele & Lee Andrews, F

Feb. 6	GEORGETOWN	6-15	L
Feb. 18	LEXINGTON YMCA	11-10	W
Feb. 20	TRANSYLVANIA	2-42	L

19-67

1904 (1-4)

Coach: Leander E. Andrus (Mgr.) | Captain: St. John

Starters: Guyn, Arnett, St. John, Wurtele, Coons

Feb. 4	at Georgetown	11-26	L
Feb. 12	at Transylvania#	5-12	L
Feb. 13	GEORGETOWN	10-22	L
Feb. 26	at Transylvania	12-14	L
Mar. 4	CINCINNATI	25-21	W

63-95

Transylvania (formerly known as Kentucky University) game at UK was called off because of failure to agree on a referee. State College (University of Kentucky) team was present and agreed to play. The offer was accepted and KU won 12-5.

1905 (1-4)

Coach: | Captain: Jan. Mar. Coons

Jan. 13	GEORGETOWN	9-14	L
Jan. 21	CINCINNATI YMCA	22-43	L
Jan. 27	TRANSYLVANIA	30-29	W
Feb. 4	at Transylvania	1-22	L
Feb. 22	TRANSYLVANIA	23-33	L

85-141

1906 (5-9)

Coach: W.B. Wendt (Mgr.) | Captain: Dec. P. Branson

Starters: Baer, Donan, Barbee, Wilson, Herman

Jan. 11	LEXINGTON YMCA#		W
Jan. 12	MIAMI, OHIO	10-15	L
Jan. 19	CENTRAL U.	15-14	W
Jan. 20	at Georgetown	9-34	L
Jan. 26	at Central U.	17-15	W
Jan. 27	CINCINNATI YMCA	16-23	L
Feb. 3	Christ Church, Cin.	24-38	L
Feb. 9	GEORGETOWN	22-28	L
Feb. 12	at New Albany YMCA	12-29	L
Feb. 13	at Vernon College	34-14	W
Feb. 14	at Moores Hill	32-11	W
Feb. 15	at Christ Church, Cin.	17-54	L
Feb. 16	at Cincinnati	6-48	L
Feb. 17	at Miami, Ohio	19-29	L

236-348

W.B. Wendt on Jan. 9, 1969 verified that State College (UK) opened the 1906 season against Kentucky U. (Transylvania) in the YMCA. Athletic committees of the two schools had canceled all games after a fight at a football game in November 1905. Wendt and the Kentucky U. manager agreed to play at the YMCA and list the State College foe as YMCA instead of Kentucky U. State College won but Mr. Wendt didn't remember the score, which he hadn't listed.

1907 (3-6)

Coach: A.Mar. Kirby (Mgr.)

Captain: Jan. Mar. Wilson | Starters: Shanklin, Baer, Bryant, Barbee

Jan. 16	LEXINGTON YMCA	17-25	L
Jan. 19	GEORGETOWN	16-15	W
Jan. 25	CENTRAL U.	22-9	W
Feb. 12	at Central U.	23-25	L
Feb. 15	TRANSYLVANIA	16-14	W

OT

Feb. 21	at Georgetown	8-19	L
Mar. 1	at Lexington YMCA	22-41	L
Mar. 7	at Transylvania	5-19	L
Mar. 9	CENTRAL U.	13-15	L

142-182

1908 (5-6)

Coach: Jan. S. Chambers (Mgr.) | Captain: Richard Barbee

Jan. 10	at Lexington YMCA	19-29	L
Jan. 21	TRANSYLVANIA	20-15	W
Jan. 25	at Central U.	21-32	L
Feb. 4	at Transylvania	20-15	W
Feb. 8	LOUISVILLE COLISEUM	29-28	W
Feb. 10	at Georgetown	22-30	L
Feb. 13	CENTRAL U.	31-20	W
Feb. 15	LEXINGTON YMCA	19-23	L
Feb. 22	at Louisville Coliseum	18-30	L
Mar. 2	GEORGETOWN	18-13	W
Mar. 7	at Central U.	10-29	L

227-264

1909 (5-4)

Mgr: Jan. S. Chambers | Captain: W.C. Fox

Jan. 9	LEXINGTON HIGH	28-9	W
Jan. 18	at Advent Memorial Club	27-41	L
Jan. 19	at Cincinnati	25-41	L
Jan. 27	CENTRAL U.	24-23	W
Feb. 6	at Central U.	20-35	L
Feb. 8	GEORGETOWN	43-32	W
Feb. 15	at Georgetown	48-19	W
Feb. 18	CINCINNATI	28-23	W
Feb. 26	CENTRAL U.	20-26	L

263-249

1910 (4-8)

Coach: R.E. Spahr and E.R. Sweetland | Captain: Bill Rodes

Jan. 8	at Kentucky Wesleyan	14-12	W
Jan. 22	GEORGETOWN	31-11	W
Jan. 24	DePAUW	11-24	L
Jan. 28	at Central	17-87	L
Feb. 4	at Georgetown	16-34	L
Feb. 7	at Cincinnati	17-47	L
Feb. 9	at DePauw	16-28	L
Feb. 10	at Rose Poly Technic	11-52	L
Feb. 16	TENNESSEE	26-5	W
Mar. 5	CENTRAL U.	13-31	L
Mar. 8	GEORGETOWN	24-23	W
Mar. 11	at Central	9-51	L

205-405

1911 (5-6)

Coach: H.Jan. Iddings | Captain: Jan. H. Gaiser

Jan. 13	LEXINGTON HIGH	29-36	L
Jan. 20	TRANSYLVANIA	18-23	L
Jan. 27	at Kentucky Wesleyan	19-25	L
Feb. 4	BETHANY	24-11	W
Feb. 9	at Ohio Wesleyan	19-37	L
Feb. 10	at Otterbein	27-41	L
Feb. 11	at Christ Church, Cin.	21-32	L
Feb. 17	at Georgetown	47-22	W
Feb. 23	BUTLER	21-16	W
Feb. 27	at Transylvania	22-19	W
Mar. 3	TRANSYLVANIA	30-24	W

277-286

**1912 (9-0)****Southern Champions**

Coach: E.R. Sweetland | Captain: W.C. Harrison

Jan. 5	GEORGETOWN	38-9	W
Jan. 12	at Central U.	32-13	W
Jan. 19	MIAMI, OHIO	31-14	W
Jan. 27	LEXINGTON YMCA	32-20	W
Feb. 1	CENTRAL U.	52-10	W
Feb. 7	TENNESSEE	27-15	W
Feb. 22	VANDERBILT	28-17	W
Feb. 23	VANDERBILT	22-18	W
Mar. 1	at Georgetown	19-18	W

281-134**LEADING SCORERS**

Binkley Barnett (Jr. F)	7.1
Dec. W. Hart (Jr. F)	5.4
W.C. Harrison (Sr. C)	4.0
Jake Gaiser (Sr. G)	3.9
R.C. Preston (So. G)	2.7
H.L. Farmer (Jr. F)	2.2

1913 (5-3)

Coach: Jan. Jan. Tigert | Captain: B. Barnett

Jan. 24	LEXINGTON YMCA	25-27	L
Feb. 8	CINCINNATI	20-18	W
Feb. 13	MARIETTA	42-16	W
Feb. 15	LOUISVILLE	34-10	W
Feb. 19	VANDERBILT	17-24	L
Feb. 20	VANDERBILT	42-29	W
Feb. 27	MIAMI, OHIO	24-16	W
Mar. 1	CHRIST CHURCH, CIN.	19-30	L

223-170**LEADING SCORERS**

R.C. Preston (Jr. C)	9.1
Binkley Barnett (Sr. F)	8.4
Ralph Morgan (So. F)	4.0
H.L. Farmer (Sr. F)	3.9
William Tuttle (So. F)	1.0

1914 (12-2)

Coach: Alpha Brumage | Captain: William Tuttle

Jan. 10	ASHLAND YMCA	28-15	W
Jan. 17	LOUISVILLE YMCA	30-21	W
Jan. 20	at Ashland YMCA	30-19	W
Jan. 21	at Marshall	46-6	W
Jan. 22	at Virginia	23-39	L
Jan. 24	at VMI	18-32	L
Jan. 31	LOUISVILLE YMHA	59-12	W
Feb. 7	LOUISVILLE	22-17	W
Feb. 11	TENNESSEE	21-14	W
Feb. 12	TENNESSEE	20-18	W
Feb. 21	CINCINNATI	20-18	W
Feb. 23	CHATTANOOGA	40-7	W
Feb. 28	MARIETTA	19-17	W
Mar. 3	at Louisville	26-13	W

402-248**LEADING SCORERS**

R.C. Preston (Sr. F)	6.1
#Tom Zerfoss (Sr. F)	6.0
Karl Zerfoss (So. G)	4.7
William Tuttle (Jr. F)	3.9
Herschel Scott (Jr. G)	3.2

Only played in first six games.

1915 (7-5)

Coach: Alpha Brumage | Captain: Ralph Morgan

Jan. 16	MARYVILLE	37-17	W
Jan. 23	LOUISVILLE	18-14	W
Jan. 30	ST. ANDREWS	32-15	W
Feb. 4	at Maryville	23-22	W

Feb. 5	at Tennessee	21-36	L
Feb. 6	at Tennessee	22-27	L
Feb. 12	VANDERBILT	34-39	L
Feb. 13	VANDERBILT	36-24	W
Feb. 17	TENNESSEE	22-13	W
Feb. 18	TENNESSEE	20-18	W
Feb. 26	vs. St. Andrews	25-50	L
Feb. 27	at Louisville	15-26	L

305-301**LEADING SCORERS**

Ralph Morgan (Sr. F)	8.3
Jim Server (Jr. C)	5.3
William Tuttle (Sr. F)	3.8
Karl Zerfoss (Jr. F)	3.7
Herschel Scott (Sr. G)	2.9

1916 (8-6)

Coach: James Park | Captain: K.P. Zerfoss

Jan. 14	at Cincinnati	39-24	W
Jan. 18	at Georgetown	29-22	W
Jan. 31	GEORGETOWN	30-22	W
Feb. 4	VANDERBILT	25-39	L
Feb. 5	VANDERBILT	20-23	L
Feb. 12	LOUISVILLE	22-28	L
Feb. 15	at Centre	38-5	W
Feb. 19	CINCINNATI	34-10	W
Feb. 22	at Louisville	32-24	W
Feb. 23	TENNESSEE	17-28	L
Feb. 26	MARYVILLE	36-25	W
Feb. 29	CENTRE	38-14	W
Mar. 3	MARIETTA	22-27	L
Mar. 4	MARIETTA	23-27	L

405-318**LEADING SCORERS**

Derrill Hart (Sr. F)	13.3
Jim Server (Sr. C)	5.7
Robert Ireland (Jr. F)	5.6
Karl Zerfoss (Sr. F)	3.3
George Gumbert (Sr. G)	2.4

1917 (4-6)

Coach: W.P. Tuttle | Captain: Robert Y. Ireland

Jan. 17	CENTRE	31-21	W
Jan. 27	at Georgetown	19-22	L
Jan. 30	ROSE POLY TECH	33-12	W
Feb. 9	TENNESSEE	20-23	L
Feb. 10	TENNESSEE	19-22	L
Feb. 16	at Centre	24-28	L
Feb. 21	GEORGETOWN	32-18	W
Mar. 1	at Cumberland	48-20	W
Mar. 2	at Tennessee	26-27	L
Mar. 3	at Tennessee	10-30	L

262-223**LEADING SCORERS**

C.C. Shrader (Sr. F)	7.1
Robert Ireland (Sr. F)	5.4
"Dutch" Longworth (Sr. C-F)	4.4
Pat Campbell (Jr. F)	4.2
William Rodes (Sr. G)	1.3

1918 (9-2-1)

Coach: S.A. Boles | Captain: Patrick Campbell

Jan. 9	KENTUCKY WESLEYAN	23-13	W
Jan. 17	at Centre	21-29	L
Jan. 24	GEORGETOWN	22-18	W
Feb. 7	TENNESSEE	33-26	W
Feb. 8	TENNESSEE	40-12	W
Feb. 9	at Kentucky Wesleyan#	21-21	T
Feb. 14	at Georgetown	25-16	W
Feb. 21	CENTRE	22-20	W 30T



ALL-TIME RESULTS

Feb. 28	Cumberland	42-21	W
Mar. 1	at Tennessee	29-18	W
Mar. 2	at Tennessee	32-20	W

State Championship (Louisville, Ky.)			
Mar. 9	Centre	12-24	L

322-238

Unique tie game resulted from scorer's error which wasn't discovered until after the teams' departures. Contest was rescheduled, but never played for unknown reasons.

LEADING SCORERS

H.C. Thomas (Jr. C-F)	10.8
Arthur Bastin (Jr. G)	4.0
A.P. Shanklin (Sr. F)	3.5
Pat Campbell (Sr. F)	3.2
Goerge Zerfoss (Jr. F)	2.8

1919 (6-8)

Coach: Andrew Gill | Captain: Jan. A. Dishman

Jan. 13	KENTUCKY WESLEYAN	46-5	W
Jan. 18	GEORGETOWN	30-32	L
Jan. 25	at Centre	30-38	L
Jan. 31	at Cincinnati	18-28	L
Feb. 6	at Chattanooga	28-25	W
Feb. 7	at Tennessee	22-40	L
Feb. 8	at Cumberland	22-21	W
Feb. 14	VANDERBILT	26-36	L
Feb. 15	at Georgetown	18-22	L
Feb. 21	CINCINNATI	34-21	W
Feb. 22	at Kentucky Wesleyan	18-13	W
Feb. 24	CENTRE	10-21	L
Feb. 28	TENNESSEE	30-14	W
Mar. 8	MIAMI, OHIO	14-38	L

346-354**LEADING SCORERS**

H.C. Thomas (Sr. F)	7.1
Jan. C. Everett (Jr. F)	6.6
Bob Lavin (Fr. G)	5.0
Tony Dishman (Sr. G)	3.3
Ed Parker (Sr. F)	3.3

1920 (5-7)

Coach: George C. Buchheit | Captain: Jan. C. Everett

Jan. 17	at Cincinnati	11-13	L
Jan. 22	MARYVILLE	27-13	W
Jan. 31	GEORGETOWN	25-14	W
Feb. 5	TENNESSEE	24-29	L
Feb. 7	TENNESSEE	26-27	L
Feb. 14	at Centre	15-44	L
Feb. 17	at Georgetown	28-16	W
Feb. 21	KENTUCKY WESLEYAN	43-13	W
Feb. 26	Cumberland	21-30	L
Feb. 27	at Tennessee	25-28	L
Feb. 28	at Tennessee	34-26	W
Mar. 6	CENTRE	18-20	L OT

297-273**LEADING SCORERS**

Basil Hayden (So. F)	10.8
William Blakely (Sr. G)	7.0
Jan. C. Everett (Sr. C)	5.5
Bob Lavin (So. F)	4.1
Jim Wilhelm (Jr. F)	3.6

1921 (13-1)**Southern Intercollegiate Champions**

Coach: George C. Buchheit | Captain: Basil Hayden

Jan. 12	KENTUCKY WESLEYAN	38-13	W
Jan. 15	CUMBERLAND	37-21	W
Jan. 18	GEORGETOWN	38-23	W
Jan. 21	CHATTANOOGA	42-10	W
Jan. 26	at Cincinnati	26-19	W
Jan. 29	AUBURN	40-25	W

Feb. 8	at Centre	27-29	L
Feb. 15	at Georgetown	56-11	W
Feb. 18	CENTRE	20-13	W
Feb. 22	VANDERBILT	37-18	W

SIAA Tournament (Atlanta)

Feb. 25	Tulane	50-28	W
Feb. 26	Mercer	49-25	W
Feb. 28	Mississippi A & M	28-13	W
Mar. 1	Georgia (Finals)	20-19	W

508-267**LEADING SCORERS**

William King (Fr. F)	11.4
Basil Hayden (Jr. F)	9.6
Paul Adkins (Jr. C)	6.5
Bob Lavin (Jr. G)	2.5
Fred Fest (So. C)	1.3

1922 (10-6)

Coach: George C. Buchheit | Captain: R.E. Lavin

Jan. 14	GEORGETOWN	17-26	L
Jan. 17	at Louisville	38-14	W
Jan. 18	at Vanderbilt	12-22	L
Jan. 21	LOUISVILLE	29-22	W
Jan. 26	MISSISSIPPI STATE	28-21	W
Jan. 27	MARSHALL	34-12	W
Feb. 4	at Centre	28-21	W
Feb. 6	at Georgetown	26-17	W
Feb. 8	at Washington & Lee	21-20	W
Feb. 9	at VMI	32-37	L
Feb. 11	at Georgetown U.	23-28	L
Feb. 13	at Virginia	30-32	L OT
Feb. 16	CLEMSON	38-14	W
Feb. 20	CENTRE	40-23	W

SIAA Tournament (Atlanta)

Feb. 24	Georgetown	41-21	W
Feb. 25	Mercer	22-35	L

459-365**LEADING SCORERS**

Paul Adkins (Sr. C)	8.8
William King (So. F)	8.3
Bob Lavin (Sr. F)	5.2
Basil Hayden (Sr. F)	5.0
William Poynz (Jr. F)	2.9

1923 (3-10)

Coach: George C. Buchheit | Captain: Fred Fest

Jan. 13	at Georgetown	24-13	W
Jan. 20	at Tennessee	26-30	L
Jan. 22	CHATTANOOGA	25-18	W
Jan. 25	ALABAMA	35-45	L
Jan. 27	CENTRE	14-21	L
Feb. 3	GEORGIA	19-23	L
Feb. 5	at Cincinnati	24-33	L
Feb. 7	CENTENARY	21-28	L
Feb. 10	TENNESSEE	23-28	L
Feb. 14	at Centre	10-17	L
Feb. 15	CLEMSON	13-30	L
Feb. 19	GEORGETOWN	21-45	L
Feb. 23	SEWANEE	30-14	W

285-349**LEADING SCORERS**

Carl Riefkin (Jr. F)	10.2
Fred Fest (Sr. C)	7.2
William Poynz (Sr. G)	3.3
Gilbert Smith (Sr. G)	1.5
W.G. Wilkinson (Sr. F)	1.2

1924 (13-3)

Coach: G.C. Buchheit | Captain: A.T. Rice

Jan. 1	VANDERBILT	33-13	W
Jan. 8	MEXICO YMCA	25-14	W



Jan. 12	at Georgetown	32-24	W
Jan. 14	MISSISSIPPI STATE	16-17	L
Jan. 15	SEWANEE	50-15	W
Jan. 18	at Tennessee	13-20	L
Jan. 19	at Chattanooga	24-23	W
Feb. 4	WEST VIRGINIA	24-21	W
Feb. 9	at Centre	27-18	W
Feb. 11	GEORGETOWN	39-35	W
Feb. 13	CLEMSON	38-13	W
Feb. 14	VIRGINIA	29-16	W
Feb. 19	VIRGINIA TECH	36-14	W
Feb. 21	CENTRE	38-24	W
Feb. 23	GEORGIA TECH	33-27	W

SIAA Tournament (Atlanta)

Feb. 29	North Carolina	20-41	L
---------	----------------	-------	---

477-335**LEADING SCORERS**

Jim McFarland (So. F)	9.9
Will Milward (Jr. C)	5.3
Lowell Underwood (So. C)	4.9
Carl Riefkin (Sr. F)	4.3
Bill King (Sr. F)	2.9

ALUMNI GYM ERA (1924-50)**1924-25 (13-8)**

Coach: C.O. Applegran | Captain: James McFarland

Dec. 13	CINCINNATI	28-23	W
Dec. 18	INDIANA	18-20	L
Dec. 20	MICHIGAN	11-21	L
Jan. 3	at Cincinnati	20-24	L
Jan. 5	at Illinois	26-36	L
Jan. 6	at Wabash	10-57	L
Jan. 9	OLE MISS	26-23	W
Jan. 10	GEORGETOWN	25-17	W
Jan. 17	at Centre	33-26	W
Jan. 30	WASHINGTON & LEE	28-22	W
Feb. 2	WEST VIRGINIA	29-19	W
Feb. 5	at Alabama	15-24	L
Feb. 6	at Georgia Tech	18-16	W
Feb. 7	at Georgia	24-28	L
Feb. 9	at Tennessee	35-22	W
Feb. 12	TULANE	29-22	W
Feb. 14	at Georgetown	36-21	W
Feb. 18	TENNESSEE	26-21	W
Feb. 21	CENTRE	39-10	W

Southern Conference Tournament (Atlanta)

Feb. 27	Mississippi State	31-26	W
Feb. 28	Georgia	31-32	L

538-510**LEADING SCORERS**

Jim McFarland (Jr. F)	7.1
Lowell Underwood (Jr. F)	6.3
Will Milward (Sr. C)	6.2
Foster Helm (So. F)	3.7
Charles Alberts (Jr. G)	2.5

1925-26 (15-3)

Coach: Ray Eklund | Captain: Burgess Carey

Dec. 19	DePAUW	29-38	L
Jan. 5	at Indiana	23-34	L
Jan. 9	BEREA	37-23	W
Jan. 12	at Georgetown	36-21	W
Jan. 16	GEORGIA TECH	25-24	W
Jan. 21	CENTRE	45-25	W
Jan. 30	GEORGETOWN	25-20	W
Feb. 1	ALABAMA	27-16	W
Feb. 4	at Centre	46-19	W
Feb. 5	WASHINGTON & LEE	44-34	W
Feb. 8	AUBURN	35-26	W
Feb. 12	at Tennessee	51-17	W
Feb. 15	at Georgia	22-18	W

Feb. 18	TENNESSEE	27-21	W
Feb. 20	VANDERBILT	30-20	W

Southern Conference Tournament (Atlanta)

Feb. 26	VMI	32-25	W
Feb. 27	Georgia	39-34	W
Mar. 1	Mississippi State	26-31	L

599-446**LEADING SCORERS**

Gayle Mohney (Jr. G)	11.1
Paul Jenkins (So. F)	7.3
Jim McFarland (Sr. F)	5.6
Lowell Underwood (Sr. C)	3.7
Henry Besuden (Sr. C)	2.1

1926-27 (3-13)

Coach: Basil Hayden | Captain: Paul Jenkins

Dec. 18	CINCINNATI	10-48	L
Dec. 21	INDIANA	19-38	L
Dec. 27	at Cincinnati	22-51	L
Dec. 31	PRINCETON	26-30	L
Jan. 3	FLORIDA	44-36	W
Jan. 10	at Kentucky Wesleyan	24-31	L
Jan. 15	VANDERBILT	32-48	L
Jan. 21	at Tennessee	14-19	L
Jan. 22	at Georgia Tech	16-48	L
Jan. 29	CENTRE	27-25	W
Feb. 1	at Georgetown	19-26	L
Feb. 4	WASHINGTON & LEE	34-36	L
Feb. 7	WEST VIRGINIA	26-44	L
Feb. 11	OLE MISS	17-37	L
Feb. 12	at Centre	22-16	W
Feb. 19	TENNESSEE	21-30	L

373-563**LEADING SCORERS**

Paul Jenkins (Jr. F)	6.1
Edwin Knadler (Sr. F)	4.4
Van Buren Ropke (Sr. F-C)	4.2
Frank Phipps (Jr. F)	3.4
Foster Helm (Sr. C)	2.5

1927-28 (12-6)

Coach: John Mauer | Captain: Paul Jenkins

Dec. 16	CLEMSON	33-17	W
Dec. 20	MIAMI, OHIO	31-36	L
Jan. 4	BEREA	37-16	W
Jan. 9	at Centre	36-23	W
Jan. 14	VANDERBILT	43-23	W
Jan. 16	at Virginia	31-28	W
Jan. 18	at Navy	26-32	L
Jan. 19	at Maryland	7-37	L
Jan. 28	TENNESSEE	48-18	W
Feb. 3	WASHINGTON & LEE	34-28	W
Feb. 4	at Indiana	29-48	L
Feb. 8	at Vanderbilt	54-29	W
Feb. 9	at Tennessee	43-16	W
Feb. 11	GEORGIA TECH	31-35	L
Feb. 18	CENTRE	30-20	W

Southern Conference Tournament (Atlanta)

Feb. 24	South Carolina	56-40	W
Feb. 25	Georgia	33-16	W
Feb. 27	Ole Miss	28-41	L

630-503**LEADING SCORERS**

Irvine Jeffries (Sr. G)	11.5
Cecil Combs (So. F)	10.3
Paul McBrayer (So. G-C)	5.5
Hays Owens (So. F)	3.8
Paul Jenkins (Sr. F)	3.3

**1928-29 (12-5)**

Coach: John Mauer Captain: Lawrence McGinnis				
Dec. 15	EASTERN NORMAL	35-10	W	
Dec. 21	MIAMI, OHIO	43-42	W	3OT
Jan. 4	NORTH CAROLINA	15-26	L	
Jan. 12	at Notre Dame	19-16	W	
Jan. 16	at Georgia Tech	19-33	L	
Jan. 17	at Tennessee	35-29	W	
Jan. 19	TENNESSEE	27-22	W	
Jan. 26	ALABAMA	26-27	L	
Feb. 1	at Mississippi State	25-23	W	OT
Feb. 2	1 Mississippi State	32-14	W	
Feb. 3	at Tulane	22-34	L	
Feb. 8	WASHINGTON & LEE	31-30	W	
Feb. 13	CENTRE	47-11	W	
Feb. 22	OLE MISS	35-30	W	
Feb. 23	OLE MISS	32-24	W	

Southern Conference Tournament (Atlanta)

Mar. 1	Tulane	29-15	W	
Mar. 2	Georgia	24-26	L	

496-411

1 Municipal Auditorium (Jackson, Miss.)

LEADING SCORERS

Stan Milward (So. C)	6.8
Louis McGinnis (So. F)	5.8
Cecil Combs (Jr. G)	5.8
Carey Spicer (So. F)	5.7
Paul McBrayer (Jr. G)	2.9

1929-30 (16-3)

Coach: John Mauer Captain: Paul McBrayer				
Dec. 14	GEORGETOWN	46-9	W	
Dec. 20	MIAMI, OHIO	35-20	W	
Dec. 31	BEREA	29-26	W	
Jan. 3	CLEMSON	31-15	W	
Jan. 10	CREIGHTON	27-28	L	
Jan. 11	CREIGHTON	25-21	W	
Jan. 18	TENNESSEE	23-20	W	
Jan. 24	MISSISSIPPI STATE	38-17	W	
Jan. 25	MISSISSIPPI STATE	20-14	W	
Jan. 31	at Tennessee	24-29	L	OT
Feb. 1	at Georgia	22-21	W	OT
Feb. 3	at Clemson	34-20	W	
Feb. 8	GEORGIA TECH	39-19	W	
Feb. 14	GEORGIA	36-23	W	
Feb. 18	KENTUCKY WESLEYAN	32-20	W	
Feb. 22	WASHINGTON & LEE	28-26	W	OT

Southern Conference Tournament (Atlanta)

Feb. 28	Maryland	26-21	W	
Mar. 1	Sewanee	44-22	W	
Mar. 3	Duke	32-37	L	

591-408

LEADING SCORERS

Cecil Combs (Sr. F)	6.6
Carey Spicer (Jr. F)	6.5
Stan Milward (Sr. C)	5.9
Louis McGinnis (So. F)	5.4
Paul McBrayer (Sr. G)	4.8

ADOLPH RUPP ERA (1930-71)**1930-31 (15-3)**

Coach: Adolph Rupp Captain: Carey Spicer				
Dec. 18	GEORGETOWN	67-19	W	
Dec. 27	MARSHALL	42-26	W	
Dec. 31	BEREA	41-25	W	
Jan. 3	CLEMSON	33-21	W	
Jan. 10	TENNESSEE	31-23	W	
Jan. 16	CHATTANOOGA	55-18	W	
Jan. 21	at Vanderbilt	42-37	W	
Jan. 31	at Tennessee	36-32	W	OT

Feb. 6	WASHINGTON & LEE	23-18	W
Feb. 9	GEORGIA TECH	38-34	W
Feb. 13	at Georgia	16-25	L
Feb. 14	at Clemson	26-29	L
Feb. 16	at Georgia Tech	35-16	W
Feb. 20	VANDERBILT	43-23	W

Southern Conference Tournament (Atlanta)

Feb. 27	North Carolina State	33-28	W
Feb. 28	Duke	35-30	W
Mar. 2	Florida	56-35	W
Mar. 3	Maryland	27-29	L

679-469

LEADING SCORERS

Carey Spicer (Sr. F)	10.6
Louis McGinnis (Sr. F)	9.6
George Yates (Jr. C)	7.0
Aggie Sale (So. C-F)	5.6
Jake Bronston (Jr. G)	3.9

1931-32 (15-2)**Southern Conference Co-Champions**

Coach: Adolph Rupp Captain: Ellis Johnson				
Dec. 15	GEORGETOWN	66-24	W	
Dec. 18	CARNEGIE TECH	36-34	W	
Dec. 23	BEREA	52-27	W	
Dec. 30	MARSHALL	46-16	W	
Jan. 2	CLEMSON	43-24	W	
Jan. 14	at Clemson	30-17	W	
Jan. 15	at Sewanee	30-20	W	
Jan. 16	at Tennessee	29-28	W	
Jan. 21	CHATTANOOGA	51-17	W	
Jan. 30	WASHINGTON & LEE	48-28	W	
Feb. 3	at Vanderbilt	61-37	W	
Feb. 6	DUKE	37-30	W	
Feb. 8	ALABAMA	50-22	W	
Feb. 13	TENNESSEE	41-27	W	
Feb. 20	VANDERBILT	31-32	L	

Southern Conference Tournament (Atlanta)

Feb. 26	Tulane	50-30	W
Feb. 27	North Carolina	42-43	L

743-456

LEADING SCORERS

Aggie Sale (Jr. F)	13.6
John DeMoisey (So. C-F)	10.0
Darrell Darby (Jr. F)	8.4
Howard Kreuter (Jr. F)	3.9
Ellis Johnson (Jr. G)	3.6

1932-33 (21-3, 8-0 SEC)**SEC Champions | SEC Tournament Champions**

Coach: Adolph Rupp Captain: Forest Sale				
Dec. 9	ALUMNI	52-17	W	
Dec. 12	GEORGETOWN	62-21	W	
Dec. 17	1 Marshall	57-23	W	
Dec. 20	TULANE	53-17	W	
Dec. 21	TULANE	42-11	W	
Dec. 30	at Chicago	58-26	W	
Jan. 2	OHIO STATE	30-46	L	
Jan. 6	at Creighton	32-26	W	
Jan. 7	at Creighton	22-34	L	
Jan. 10	SOUTH CAROLINA	44-36	W	
Jan. 14	at Tennessee	42-21	W	
Jan. 16	CLEMSON	67-18	W	
Jan. 28	TENNESSEE	44-23	W	
Jan. 31	at Vanderbilt	40-29	W	
Feb. 1	at Clemson	42-32	W	
Feb. 2	at South Carolina	38-44	L	
Feb. 6	MEXICO	81-22	W	
Feb. 11	GEORGIA TECH	45-22	W	
Feb. 13	2 Alabama	35-31	W	
Feb. 18	VANDERBILT	45-28	W	



SEC Tournament (Atlanta)			
Feb. 24	3	Ole Miss	49-31 W
Feb. 25	3	Florida	48-24 W
Feb. 27	3	LSU	51-38 W
Feb. 28	3	Mississippi State	46-27 W

1125-647

- 1 Ashland High School Gymnasium (Ashland, Ky.)
 2 Birmingham Athletic Club (Birmingham, Ala.)
 3 Atlanta Memorial Auditorium (Atlanta)

LEADING SCORERS

Aggie Sale (Sr. C-F)	13.8
John DeMoisey (Jr. C-F)	12.0
Bill Davis (Jr. G)	7.0
Darrell Darby (Sr. F)	4.0
Ellis Johnson (Sr. G)	3.8

1933-34 (16-1, 11-0 SEC)

Coach: Adolph Rupp | Captain: John DeMoisey

Dec. 5	ALUMNI	53-20	W
Dec. 9	GEORGETOWN	41-12	W
Dec. 14	MARSHALL	48-26	W
Dec. 16	CINCINNATI	31-25	W
Dec. 21	* at Tulane	32-22	W
Dec. 22	* at Tulane	42-29	W
Jan. 12	* at Sewanee	55-16	W
Jan. 13	* at Tennessee	44-23	W
Jan. 19	CHATTANOOGA	47-20	W
Jan. 27	* TENNESSEE	53-26	W
Feb. 1	1 Alabama	33-28	W
Feb. 2	* at Vanderbilt	48-26	W
Feb. 8	* ALABAMA	26-21	W
Feb. 10	* GEORGIA TECH	49-25	W
Feb. 15	* SEWANEE	60-15	W
Feb. 17	* VANDERBILT	47-27	W

SEC Tournament (Atlanta)

Feb. 24	2	Florida	32-38	L
---------	---	---------	-------	---

741-399

- 1 Birmingham Athletic Club (Birmingham, Ala.)
 2 Atlanta Memorial Auditorium (Atlanta)

LEADING SCORERS

John "Frenchy" DeMoisey (Sr. C)	12.5
Bill Davis (Sr. G)	8.3
Dave Lawrence (Jr. F)	7.9
Garland Lewis (So. C)	4.9
Jack Tucker (Jr. F)	3.0

1934-35 (19-2, 11-0 SEC)

SEC Co-Champions

Coach: Adolph Rupp | Captain: Dave Lawrence and Jack Tucker

Dec. 10	ALUMNI	55-8	W
Dec. 13	OGLETHORPE	81-12	W
Dec. 21	* at Tulane	38-9	W
Dec. 22	* at Tulane	52-12	W
Jan. 2	CHICAGO	42-16	W
Jan. 5	at New York U.	22-23	L
Jan. 14	CHATTANOOGA	66-19	W
Jan. 18	* TULANE	63-22	W
Jan. 19	* TULANE	55-12	W
Jan. 26	* TENNESSEE	48-21	W
Feb. 1	1* Alabama	33-26	W
Feb. 2	* at Vanderbilt	58-22	W
Feb. 5	at Xavier	40-27	W
Feb. 9	* GEORGIA TECH	57-30	W
Feb. 11	* ALABAMA	25-16	W
Feb. 13	at Michigan State	26-32	L
Feb. 16	* at Tennessee	38-36	W
Feb. 22	CREIGHTON	63-42	W
Feb. 23	CREIGHTON	24-13	W
Mar. 2	* VANDERBILT	53-19	W
Mar. 7	XAVIER	46-29	W

985-446

- 1 Birmingham Athletic Club (Birmingham, Ala.)

LEADING SCORERS

Leroy Edwards (So. C)	16.3
Dave Lawrence (Jr. F)	9.1
Garland Lewis (Jr. C-F)	5.8
Jack Tucker (Sr. F)	3.7
Warfield Donohue (So. G)	3.5

1935-36 (15-6, 6-2 SEC)

Coach: Adolph Rupp | Captain: Milerd Anderson

Dec. 6	GEORGETOWN	42-17	W
Dec. 17	BEREA	58-30	W
Dec. 23	PITTSBURGH	35-17	W
Jan. 8	at New York U.	28-41	L
Jan. 14	at Xavier	36-32	W
Jan. 17	* TULANE	49-24	W
Jan. 18	* TULANE	39-21	W
Jan. 21	MICHIGAN STATE	27-19	W
Jan. 25	* TENNESSEE	40-31	W
Feb. 1	* at Vanderbilt	24-33	L
Feb. 3	* at Alabama	32-30	W
Feb. 7	* ALABAMA	40-34	W
Feb. 10	at Notre Dame	20-41	L
Feb. 11	at Butler	39-28	W
Feb. 15	* at Tennessee	28-39	L
Feb. 18	XAVIER	49-40	W
Feb. 21	CREIGHTON	68-38	W
Feb. 22	CREIGHTON	29-31	L
Feb. 24	* VANDERBILT	61-41	W

SEC Tournament (Knoxville, Tenn.)

Feb. 28	1	Mississippi State	41-39	W
Feb. 29	1	at Tennessee	28-39	L

813-587

1 Alumni Memorial Gymnasium (Knoxville, Tenn.)

LEADING SCORERS

Ralph Carlisle (So. F)	11.5
Joe Hagan (So. F)	8.0
Garland Lewis (Sr. C)	7.5
Warfield Donohue (Jr. G)	3.0
Jan. Rice Walker (So. C-F)	2.4

1936-37 (17-5, 5-3 SEC)

SEC Champions | SEC Tournament Champions

Coach: Adolph Rupp | Captain: Warfield Donohue

Dec. 9	GEORGETOWN	46-21	W
Dec. 12	BEREA	70-26	W
Dec. 15	at Xavier	34-28	W OT
Dec. 21	CENTENARY	37-19	W
Jan. 2	MICHIGAN STATE	28-21	W
Jan. 5	1 Notre Dame	28-41	L
Jan. 8	CREIGHTON	59-36	W
Jan. 14	at Michigan State	23-24	L
Jan. 16	2 Akron	32-22	W
Jan. 23	* TENNESSEE	43-26	W
Jan. 30	* at Vanderbilt	41-26	W
Feb. 1	3* Alabama	38-27	W
Feb. 3	* at Tulane	28-35	L
Feb. 4	* at Tulane	28-25	W
Feb. 8	MEXICO	58-30	W
Feb. 10	* ALABAMA	31-34	L
Feb. 13	* at Tennessee	24-26	L
Feb. 20	* VANDERBILT	51-19	W
Feb. 22	XAVIER	23-15	W

SEC Tournament (Knoxville, Tenn.)

Feb. 26	4	LSU	57-37	W
Feb. 27	4	Georgia Tech	40-30	W
Mar. 1	4	at Tennessee	39-25	W

858-593

- 1 Jefferson County Armory (Louisville, Ky.)
 2 Schmidt Fieldhouse (Cincinnati, Ohio)
 3 Birmingham Athletic Club (Birmingham, Ala.)
 4 Alumni Memorial Gymnasium (Knoxville, Tenn.)

LEADING SCORERS

Ralph Carlisle (Jr. F)	9.9
------------------------	-----

Joe Hagan (Jr. F)	7.3
Homer Thompson (So. C)	4.9
Walter Hodge (Sr. G)	3.7
Bernie Oppen (So. G)	3.5

1937-38 (13-5, 6-0 SEC)

Coach: Adolph Rupp Captain: Jan. Rice Walker			
Dec. 15	BEREA	69-35	W
Dec. 18	CINCINNATI	38-21	W
Dec. 22	CENTENARY	35-25	W
Dec. 29	1 Pittsburgh	40-29	W
Jan. 8	at Michigan State	38-43	L
Jan. 10	at Detroit	26-34	L
Jan. 15	at Notre Dame	37-47	L
Jan. 22	* TENNESSEE	52-27	W
Jan. 29	* at Vanderbilt	42-19	W
Jan. 31	2* Alabama	57-31	W
Feb. 5	at Xavier	32-39	L
Feb. 7	MICHIGAN STATE	44-27	W
Feb. 12	* ALABAMA	28-21	W
Feb. 14	MARQUETTE	35-33	W
Feb. 17	XAVIER	45-29	W
Feb. 21	* VANDERBILT	48-24	W
Feb. 26	* at Tennessee	29-26	W

SEC Tournament (Baton Rouge, La.)			
Mar. 3	3 Tulane	36-38	L

731-512

- 1 Sugar Bowl Classic (Municipal Auditorium | New Orleans, La.)
- 2 Birmingham City Auditorium (Birmingham, Ala.)
- 3 Huey Long Fieldhouse (Baton Rouge, La.)

LEADING SCORERS

Joe Hagan (Sr. F)	10.1
Fred Curtis (Jr. F)	6.3
Bernie Oppen (Jr. G)	5.6
Homer Thompson (Jr. C)	4.9
Mickey Rouse (So. G)	4.4

1938-39 (16-4, 5-2 SEC)

SEC Champions SEC Tournament Champions			
Coach: Adolph Rupp Captain: Bernard Oppen			
Dec. 2	GEORGETOWN	39-19	W
Dec. 10	KENTUCKY WESLEYAN	57-18	W
Dec. 17	CINCINNATI	44-27	W
Dec. 21	WASHINGTON & LEE	67-47	W
Jan. 4	at Long Island	34-52	L
Jan. 6	at St. Joseph's	41-30	W
Jan. 14	1 Notre Dame	37-42	L
Jan. 21	* TENNESSEE	29-30	L
Jan. 28	2* Alabama	38-41	L
Jan. 30	* at Vanderbilt	51-37	W
Feb. 4	Marquette	37-31	W
Feb. 8	at Xavier	41-31	W
Feb. 11	* ALABAMA	45-27	W
Feb. 13	* MISSISSIPPI STATE	39-28	W
Feb. 18	* at Tennessee	36-34	W
Feb. 21	XAVIER	43-23	W
Feb. 25	* VANDERBILT	52-27	W

SEC Tournament (Knoxville, Tenn.)			
Mar. 2	3 Ole Miss	49-30	W
Mar. 3	3 LSU	53-34	W
Mar. 4	3 at Tennessee	46-38	W

878-646

- 1 Jefferson County Armory (Louisville, Ky.)
- 2 Birmingham City Auditorium (Birmingham, Ala.)
- 3 Alumni Memorial Gymnasium (Knoxville, Tenn.)

LEADING SCORERS

Fred Curtis (Sr. F)	9.2
Homer Thompson (Sr. C)	6.7
Keith Farnsley (So. F)	6.4
Mickey Rouse (Jr. G)	5.4
Marion Cluggish (Jr. C)	5.3

1939-40 (15-6, 4-4 SEC)

SEC Champions SEC Tournament Champions Sugar Bowl Champions			
Coach: Adolph Rupp Captain: Layton Rouse			
Dec. 9	BEREA	74-24	W
Dec. 16	CINCINNATI	30-39	L
Dec. 21	1 Clemson	55-31	W
Dec. 27	2 Ohio State	36-30	W
Jan. 1	KANSAS STATE	53-26	W
Jan. 6	at Xavier	42-41	W
Jan. 8	WEST VIRGINIA	47-38	W
Jan. 13	at Notre Dame	47-52	L
Jan. 20	* TENNESSEE	35-26	W
Jan. 27	3* Alabama	32-36	L
Jan. 29	* at Vanderbilt	32-40	L
Feb. 3	Marquette	51-45	W
Feb. 10	* ALABAMA	46-18	W
Feb. 12	XAVIER	37-29	W
Feb. 13	* MISSISSIPPI STATE	45-37	W
Feb. 17	* at Tennessee	23-27	L
Feb. 19	* at Georgia Tech	39-44	L
Feb. 24	* VANDERBILT	43-38	W

SEC Tournament (Knoxville, Tenn.)			
Feb. 29	4 Vanderbilt	44-34	W
Mar. 1	4 at Tennessee	30-29	W
Mar. 2	4 Georgia	51-43	W

892-724

- 1 American Enka Gymnasium (Asheville, N.C.)
- 2 Sugar Bowl Classic (Municipal Auditorium | New Orleans)
- 3 Birmingham City Auditorium (Birmingham, Ala.)
- 4 Alumni Memorial Gymnasium (Knoxville, Tenn.)

LEADING SCORERS

Mickey Rouse (Sr. G)	8.3
Keith Farnsley (Jr. F)	7.2
Marion Cluggish (Sr. C)	7.2
Lee Huber (Jr. G)	5.4
Jim King (So. C)	3.9
Carl Combs (Jr. G)	3.9

1940-41 (17-8, 8-1 SEC)

Coach: Adolph Rupp Captain: Lee Huber			
Dec. 7	ALUMNI	62-25	W
Dec. 12	WEST VIRGINIA	46-34	W
Dec. 13	MARYVILLE	53-14	W
Dec. 18	at Nebraska	39-40	L
Dec. 19	at Creighton	45-54	L
Dec. 20	at Kansas State	28-25	W
Dec. 27	CENTENARY	70-18	W
Dec. 30	1 Indiana	45-48	L
Jan. 4	2 Notre Dame	47-48	L
Jan. 9	at Xavier	48-43	W
Jan. 11	at West Virginia	43-56	L
Jan. 18	* at Tennessee	22-32	L
Jan. 20	* at Georgia Tech	47-37	W
Jan. 25	XAVIER	44-49	L
Feb. 1	* at Vanderbilt	51-50	W
Feb. 3	* at Alabama	38-36	W
Feb. 8	* ALABAMA	46-38	W
Feb. 10	* OLE MISS	60-41	W
Feb. 15	* TENNESSEE	37-28	W
Feb. 17	* GEORGIA TECH	60-41	W
Feb. 24	* VANDERBILT	58-31	W

SEC Tournament (Louisville, Ky.)			
Feb. 27	2 Ole Miss	62-52	W
Feb. 28	2 Tulane	59-30	W
Mar. 1	2 Alabama	39-37	W
Mar. 1	2 Tennessee	33-36	L

1182-943

- 1 Sugar Bowl Classic (Municipal Auditorium | New Orleans)
- 2 Jefferson County Armory (Louisville, Ky.)

LEADING SCORERS

Jim King (Jr. C)	6.0
------------------	-----



Lee Huber (Sr. G)	5.9
Keith Farnsley (Sr. F)	5.8
Mel Brewer (So. C)	5.1
Milt Ticco (So. C-F)	4.8

1941-42 (19-6, 6-2 SEC)

NCAA Final Four | SEC Champions | SEC Tournament Champions

Coach: Adolph Rupp | Captain: Carl Staker

Dec. 6	MIAMI, OHIO	35-21	W
Dec. 13	at Ohio State	41-43	L
Dec. 16	NEBRASKA	42-27	W
Dec. 22	SOUTH CAROLINA	64-25	W
Dec. 30	TEXAS A&M	49-29	W
Jan. 2	WASHINGTON & LEE	62-32	W
Jan. 10	at Xavier	40-39	W
Jan. 17	* at Tennessee	40-46	L
Jan. 19	* at Georgia	51-26	W
Jan. 20	* at Georgia Tech	63-53	W
Jan. 24	* MEXICO	56-26	W
Jan. 31	* GEORGIA	55-38	W
Feb. 2	* at Alabama	35-41	L
Feb. 7	at Notre Dame	43-46	L
Feb. 9	* ALABAMA	50-34	W
Feb. 14	* TENNESSEE	36-33	W
Feb. 16	* GEORGIA TECH	57-51	W
Feb. 21	XAVIER	44-36	W

SEC Tournament (Louisville, Ky.)

Feb. 26	Florida	42-36	W
Feb. 27	Ole Miss	59-32	W
Feb. 28	Auburn	40-31	W
Feb. 28	Alabama (finals)	36-34	W

Postseason Game (Louisville, Ky.)

Mar. 14	Great Lakes Navy	47-58	L
---------	------------------	-------	---

NCAA Tournament (New Orleans)

Mar. 20	Illinois	46-44	W
Mar. 21	Dartmouth	28-47	L

1161-928

LEADING SCORERS

Marvin Akers (Jr. G)	7.6
Mel Brewer (Jr. C)	7.0
Milt Ticco (Jr, F)	5.8
Ermal Allen (Sr. F)	4.9
Ken England (Jr. G)	4.9

1942-43 (17-6, 8-1 SEC)

Coach: Adolph Rupp | Co-Captains: Marvin Akers & Melvin Brewer

Dec. 12	CINCINNATI	61-39	W
Dec. 19	WASHINGTON	45-38	W
Dec. 23	1 Indiana	52-58	L
Jan. 2	OHIO STATE	40-45	L
Jan. 4	FORT KNOX	64-30	W
Jan. 9	at Xavier	43-38	W
Jan. 16	* at Tennessee	30-28	W
Jan. 18	* at Georgia	60-28	W
Jan. 19	* at Georgia Tech	38-36	W
Jan. 23	1 Notre Dame	60-55	W
Jan. 26	* VANDERBILT	39-38	W
Jan. 30	* at Alabama	32-41	L
Feb. 1	* at Vanderbilt	54-43	W
Feb. 6	* ALABAMA	67-41	W
Feb. 8	* XAVIER	48-36	W
Feb. 13	* TENNESSEE	53-29	W
Feb. 15	* GEORGIA TECH	58-31	W
Feb. 20	at DePaul	44-53	L

SEC Tournament (Louisville, Ky.)

Feb. 25	1 Tulane	48-31	W
Feb. 26	1 Georgia	59-30	W
Feb. 27	1 Mississippi State	52-43	W
Feb. 27	1 Tennessee	30-33	L

Postseason Game (Louisville, Ky.)

Mar. 6	1 Great Lakes Navy	39-53	L
--------	--------------------	-------	---

1116-897

1 Jefferson County Armory (Louisville, Ky.)

LEADING SCORERS

Milt Ticco (Sr. F)	10.1
Mel Brewer (Sr. C)	8.3
Marvin Akers (Sr. G)	7.1
Mulford Davis (So. F)	7.1
Kenny Rollins (So. G)	5.3

1943-44 (19-2)

SEC Champions | SEC Tournament Champions

Coach: Adolph Rupp

Dec. 1	FORT KNOX	51-18	W
Dec. 4	BEREA (Naval V-12)	54-40	W
Dec. 11	1 Indiana	66-41	W
Dec. 13	at Ohio State	40-28	W
Dec. 18	CINCINNATI	58-30	W
Dec. 20	at Illinois	41-43	L
Dec. 28	2 Carnegie Tech	61-14	W
Dec. 30	at St. John's	44-38	W
Jan. 8	1 Notre Dame	55-54	W
Jan. 15	WRIGHT FIELD	61-28	W
Jan. 31	FORT KNOX A.R.C.	76-48	W
Feb. 4	DePAUW	38-35	W
Feb. 7	ILLINOIS	51-40	W
Feb. 12	at Cincinnati	38-34	W
Feb. 26	OHIO	51-35	W

SEC Tournament (Louisville, Ky.)

Mar. 2	1 Georgia	57-29	W
Mar. 3	1 LSU	55-28	W
Mar. 4	1 Tulane	62-46	W

NIT (New York)

Mar. 20	2 Utah	46-38	W
Mar. 22	2 St. John's	45-48	L
Mar. 24	2 Oklahoma St. (cons.)	45-29	W

1095-724

1 Jefferson County Armory (Louisville, Ky.)

2 Madison Square Garden (New York)

LEADING SCORERS

Bob Brannum (Fr. C)	12.1
Jack Tingle (Fr. F)	8.4
Jack Parkinson (Fr. G)	7.0
Wilbur Schu (So. G)	6.2
Tom Moseley (So. G)	4.2

1944-45 (22-4, 4-1 SEC)

SEC Champions | SEC Tournament Champions

Coach: Adolph Rupp

Dec. 2	FORT KNOX	56-23	W
Dec. 4	BEREA	56-32	W
Dec. 9	CINCINNATI	66-24	W
Dec. 16	1 Indiana	61-43	W
Dec. 23	OHIO STATE	53-48	W
Dec. 26	2 Wyoming	50-46	W
Dec. 30	at Temple	45-44	W
Jan. 1	at Long Island	62-52	W
Jan. 6	OHIO	59-46	W
Jan. 8	ARKANSAS STATE	75-6	W
Jan. 13	MICHIGAN STATE	66-35	W
Jan. 20	* at Tennessee	34-35	L
Jan. 22	* at Georgia Tech	64-58	W
Jan. 27	1 Notre Dame	58-59	L
Jan. 29	* GEORGIA	73-37	W
Feb. 3	* GEORGIA TECH	51-32	W
Feb. 5	at Michigan State	50-66	L
Feb. 17	* TENNESSEE	40-34	W
Feb. 19	at Ohio	61-38	W
Feb. 24	at Cincinnati	65-35	W

SEC Tournament (Louisville, Ky.)

Mar. 1	1 Florida	57-35	W
Mar. 2	1 LSU	68-37	W
Mar. 3	1 Alabama	52-41	W
Mar. 3	1 Tennessee	39-35	W



NCAA Tournament (New York)				
Mar. 22	3	Ohio State	37-45	L
Mar. 24	3	Tufts (consolation)	66-56	W

1464-1042

- 1 Jefferson County Army (Louisville, Ky.)
 2 Buffalo Memorial Auditorium (Buffalo, N.Y.)
 3 Madison Square Garden (New York)

LEADING SCORERS

Alex Groza (Fr. C)	16.5
Jack Tingle (So. F)	11.5
Jack Parkinson (So. G)	10.4
Wilbur Schu (Jr. F)	8.0
Kenton Campbell (Fr. C)	6.3

1945-46 (28-2, 6-0 SEC)**NIT Champions | SEC Champions | SEC Tournament Champions**

Coach: Adolph Rupp | Captain: Jack Parkinson

Dec. 1		FORT KNOX	59-34	W
Dec. 7		WESTERN ONTARIO	51-42	W
Dec. 8		WESTERN ONTARIO	71-28	W
Dec. 15		CINCINNATI	67-31	W
Dec. 18		ARKANSAS	67-42	W
Dec. 21		OKLAHOMA	43-33	W
Dec. 29		at St. John's	73-59	W
Jan. 1		at Temple	45-53	L
Jan. 5		OHIO	57-48	W
Jan. 7		FORT BENNING	81-25	W
Jan. 12		at Michigan State	55-44	W
Jan. 14		at Xavier	62-36	W
Jan. 19	*	at Tennessee	50-32	W
Jan. 21	*	at Georgia Tech	68-43	W
Jan. 26	1	Notre Dame	47-56	L
Jan. 28	*	GEORGIA TECH	54-26	W
Feb. 5		MICHIGAN STATE	59-51	W
Feb. 4	*	at Vanderbilt	59-37	W
Feb. 9	2*	Vanderbilt	64-31	W
Feb. 16	*	TENNESSEE	54-34	W
Feb. 19		at Ohio	60-52	W
Feb. 23		XAVIER	83-40	W

SEC Tournament (Louisville, Ky.)

Feb. 28	1	Auburn	69-24	W
Mar. 1	1	Florida	69-32	W
Mar. 2	1	Alabama	59-30	W
Mar. 2	1	LSU	59-36	W

Postseason Game (Louisville, Ky.)

Mar. 9	1	Temple	54-43	W
--------	---	--------	-------	---

NIT (New York)

Mar. 16	3	Arizona	77-53	W
Mar. 18	3	West Virginia	59-51	W
Mar. 20	3	Rhode Island (finals)	46-45	W

1821-1194

- 1 Jefferson County Army (Louisville, Ky.)
 2 Paducah Tilghman Gym (Paducah, Ky.)
 3 Madison Square Garden (New York)

LEADING SCORERS

Jack Parkinson (6-0 Jr. G)	11.3
Wallace Jones (6-4 Fr. F)	9.7
Ralph Beard (5-10 Fr. G)	9.3
Jack Tingle (6-3 Jr. F)	9.2
Wilbur Schu (6-4 Sr. F)	7.7

1946-47 (34-3, 11-0 SEC)**SEC Champions | SEC Tournament Champions**

Coach: Adolph Rupp | Captain: Ken Rollins

Nov. 28		INDIANA CENTRAL	78-36	W
Nov. 30	*	TULANE	64-35	W
Dec. 2		FORT KNOX	68-31	W
Dec. 7		at Cincinnati	80-49	W
Dec. 9		IDAHO	65-35	W
Dec. 12	1	DePaul	65-45	W
Dec. 14		TEXAS A&M	83-18	W
Dec. 16		MIAMI, OHIO	62-49	W
Dec. 21	2	St. John's	70-50	W

Dec. 23		BAYLOR	75-34	W
Dec. 28		WABASH	96-24	W
Dec. 30	3	Oklahoma State	31-37	L
Jan. 4		OHIO	46-36	W
Jan. 11		Dayton U.	70-29	W
Jan. 13	*	at Vanderbilt	82-30	W
Jan. 18	*	at Tennessee	54-39	W
Jan. 20	*	at Georgia Tech	70-47	W
Jan. 21	*	at Georgia	84-45	W
Jan. 25		XAVIER	71-34	W
Jan. 27		MICHIGAN STATE	86-36	W
Feb. 1	1	Notre Dame	60-30	W
Feb. 3	*	at Alabama	48-37	W
Feb. 8		at DePaul	47-53	L
Feb. 10	*	GEORGIA	81-40	W
Feb. 15	*	TENNESSEE	61-46	W
Feb. 17	*	ALABAMA	63-33	W
Feb. 19		at Xavier	58-31	W
Feb. 21	*	VANDERBILT	84-41	W
Feb. 22	*	GEORGIA TECH	83-46	W

SEC Tournament (Louisville, Ky.)

Feb. 27	1	Vanderbilt	98-29	W
Feb. 28	1	Auburn	84-18	W
Mar. 1	1	Georgia Tech	75-53	W
Mar. 1	1	Tulane	55-38	W

Postseason Game (Louisville, Ky.)

Mar. 8	1	Temple	68-29	W
--------	---	--------	-------	---

NIT (New York)

Mar. 17	2	Long Island	66-62	W
Mar. 19	2	North Carolina State	60-42	W
Mar. 24	2	Utah	45-49	L

2536-1416

- 1 Jefferson County Army (Louisville, Ky.)
 2 Madison Square Garden (New York)
 3 Sugar Bowl Classic (Municipal Auditorium | New Orleans)

LEADING SCORERS

Ralph Beard (5-10 So. G)	10.9
Alex Groza (6-7 So. C-F)	10.6
Kenneth Rollins (6-0 Jr. G)	8.4
Joe Holland (6-4 Sr. F)	6.2
Wallace Jones (6-4 So. C)	5.9

1947-48 (36-3, 9-0 SEC)**World Champions (Olympic Games) | National Champions |****SEC Champions | SEC Tournament Champions**

Coach: Adolph Rupp | Captain: Kenneth Rollins

Nov. 29		INDIANA CENTRAL	80-41	W
Dec. 1		FORT KNOX	80-41	W
Dec. 5		TULSA	72-18	W
Dec. 6		TULSA	71-22	W
Dec. 10	1	DePaul	74-50	W
Dec. 13		at Cincinnati	67-31	W
Dec. 17		XAVIER	79-37	W
Dec. 20		at Temple	59-60	L
Dec. 23		at St. John's	52-40	W
Jan. 2	1	Creighton	65-23	W
Jan. 3		WESTERN ONTARIO	98-41	W
Jan. 5		at Miami, Ohio	67-53	W
Jan. 10		at Michigan State	47-45	W
Jan. 12		at Ohio	79-57	W
Jan. 17	*	at Tennessee	65-54	W
Jan. 19	*	at Georgia Tech	71-56	W
Jan. 20	*	at Georgia	88-51	W
Jan. 24		CINCINNATI	70-43	W
Jan. 31		at DePaul	68-51	W
Feb. 2		at Notre Dame	55-64	L
Feb. 5	*	at Alabama	41-31	W
Feb. 7	2	Washington, St. Louis	69-39	W
Feb. 9	*	at Vanderbilt	82-51	W
Feb. 14	*	TENNESSEE	69-42	W
Feb. 16	*	ALABAMA	63-33	W
Feb. 20	*	VANDERBILT	79-43	W
Feb. 21	*	GEORGIA TECH	78-54	W



Feb. 24	1	Temple	58-38	W
Feb. 28		at Xavier	59-37	W
SEC Tournament (Louisville, Ky.)				
Mar. 4	1	Florida	87-31	W
Mar. 5	1	LSU	63-47	W
Mar. 6	1	Tennessee	70-47	W
Mar. 6	1	Georgia Tech (finals)	54-43	W
NCAA Tournament (New York)				
Mar. 18	3	Columbia	76-53	W
Mar. 20	3	Holy Cross	60-52	W
Mar. 23	3	Baylor	58-42	W
Olympic Trials (New York)				
Mar. 27		Louisville	91-57	W
Mar. 29		Baylor	77-59	W
(Championship Collegiate Bracket)				
Mar. 31		PHILLIPS OILERS (AAU CHAMPS)	49-53	L

2690-1730

- 1 Jefferson County Armory (Louisville, Ky.)
- 2 Ellis Auditorium (Memphis, Tenn.)
- 3 Madison Square Garden (New York)

Olympic Team Exhibition Games				
UK vs. Phillips Oilers				
June 30		at Tulsa, Okla.	52-60	L
July 2		at Kansas City, Mo.	70-69	W 2OT
July 7		at Lexington, Ky.	50-56	L
Olympic Games (London, England)				
July 30		Switzerland	86-21	W
Aug. 2		Czechoslovakia	53-28	W
Aug. 3		Argentina	59-57	W
Aug. 4		Egypt	66-28	W
Aug. 6		Peru	61-33	W
Aug. 9		Uruguay	63-28	W
Aug. 11		Mexico	71-40	W
Aug. 13		France	65-21	W
(Gold Medal game)				
World Champions				

LEADING SCORERS

Alex Groza (6-7 Jr. C) (488 TP in 39 games)	12.5
Ralph Beard (5-10 Jr. G)	12.5
Wallace Jones (6-4 Jr. C-F)	9.3
James Line (6-2 So. F)	6.9
Kenneth Rollins (6-0 Sr. G)	6.6

1948-49 (32-2, 13-0 SEC)

National Champions | SEC Champions | SEC Tournament Champions | Ranked 1st AP | Lost in NIT in attempted "Grand Slam"

Coach: Adolph Rupp

Nov. 29		INDIANA CENTRAL	74-38	W
Dec. 8	1	DePaul	67-36	W
Dec. 10		TULSA	81-27	W
Dec. 13		ARKANSAS	76-39	W
Dec. 16		at Holy Cross	51-48	W
Dec. 18		at St. John's	57-30	W
Dec. 22	1*	Tulane	51-47	W
Dec. 29	2	Tulane	78-47	W
Dec. 30	2	Saint Louis	40-42	L
Jan. 11	3	Bowling Green	63-61	W
Jan. 15	*	at Tennessee	66-51	W
Jan. 17	*	at Georgia Tech	56-45	W
Jan. 22		at DePaul	2/NR 56-45	W
Jan. 29	1	Notre Dame	2/NR 62-38	W
Jan. 31	*	at Vanderbilt	2/NR 72-50	W
Feb. 2	*	at Alabama	1/NR 56-40	W
Feb. 3	4*	Ole Miss	1/NR 75-45	W
Feb. 5	5	Bradley	1/18 62-52	W
Feb. 8	*	TENNESSEE	1/NR 71-56	W
Feb. 12		XAVIER	1/NR 96-50	W
Feb. 14	*	ALABAMA	1/NR 74-32	W
Feb. 16	*	OLE MISS	1/NR 85-31	W
Feb. 19	*	GEORGIA TECH	1/NR 78-32	W
Feb. 21	*	GEORGIA	1/NR 95-40	W

Feb. 24		at Xavier	1/NR 51-40	W
Feb. 26	*	VANDERBILT	1/NR 70-37	W
SEC Tournament (Louisville, Ky.)				
Mar. 3	1	Florida	1/NR 73-36	W
Mar. 4	1	Auburn	1/NR 70-39	W
Mar. 5	1	Tennessee	1/NR 83-44	W
Mar. 5	1	Tulane	1/7 68-52	W
NIT (New York)				
Mar. 14	6	Loyola, Chicago	1/16 56-67	L
NCAA Eastern Regional (New York)				
Mar. 21	6	Villanova	1/5 85-72	W
Mar. 22	6	Illinois	1/4 76-47	W
NCAA Finals (Seattle)				
Mar. 26	7	Oklahoma State	1/2 46-36	W

2320-1492

- 1 Jefferson County Armory (Louisville, Ky.)
- 2 Sugar Bowl Classic (Municipal Auditorium | New Orleans)
- 3 Cleveland Arena (Cleveland)
- 4 Ellis Auditorium (Memphis, Tenn.)
- 5 Owensboro Sportscenter (Owensboro, Ky.)
- 6 Madison Square Garden (New York)
- 7 Edmondson Pavilion (Seattle)

LEADING SCORERS

Alex Groza (6-7 Sr. C)	20.5
Ralph Beard (5-10 Sr. G)	10.8
Wallace Jones (6-4 Sr. F-C)	8.6
Cliff Barker (6-2 Sr. G-F)	7.3
Dale Barnstable (6-3 Jr. F-G)	6.1

1949-50 (25-5, 11-2 SEC)

SEC Champions | SEC Tournament Champions | Sugar Bowl Champions | Ranked 3rd AP

Coach: Adolph Rupp | Captain: Dale Barnstable

Dec. 3		INDIANA CENTRAL	84-61	W
Dec. 10		WESTERN ONTARIO	90-18	W
Dec. 15		at St. John's	58-69	L
Dec. 21	1	DePaul	49-47	W
Dec. 23		at Purdue	60-54	W
Dec. 29	2	Villanova	57-56	W OT
Dec. 30	2	Bradley (finals)	71-66	W
Jan. 2	3	Arkansas	57-53	W
Jan. 4	4*	Mississippi State	87-55	W
Jan. 9		NORTH CAROLINA	2/NR 83-44	W
Jan. 14	*	at Tennessee	2/NR 53-66	L
Jan. 16	*	at Georgia Tech	2/NR 61-47	W
Jan. 17	*	at Georgia	5/NR 60-71	L
Jan. 21		at DePaul	5/NR 86-53	W
Jan. 23		at Notre Dame	5/NR 51-64	L
Jan. 26		at Xavier	4/NR 58-47	W
Jan. 28	*	GEORGIA	4/NR 88-56	W
Jan. 30	*	at Vanderbilt	4/NR 58-54	W
Feb. 2	*	at Alabama	6/NR 66-64	W
Feb. 4	5*	Ole Miss	6/NR 61-55	W
Feb. 11	*	TENNESSEE	7/NR 79-52	W
Feb. 13	*	ALABAMA	7/NR 77-57	W
Feb. 15	*	OLE MISS	5/NR 90-50	W
Feb. 18	*	GEORGIA TECH	5/NR 97-62	W
Feb. 23		XAVIER	5/NR 58-53	W
Feb. 25	*	VANDERBILT	5/NR 70-66	W
SEC Tournament (Louisville, Ky.)				
Mar. 3	1	Mississippi State	4/NR 56-46	W
Mar. 4	1	Georgia	4/NR 79-63	W
Mar. 4	1	Tennessee	4/NR 95-58	W
NIT (New York)				
Mar. 14	6	CCNY	3/NR 50-89	L

2089-1696

- 1 Jefferson County Armory (Louisville, Ky.)
- 2 Sugar Bowl Classic (Municipal Auditorium | New Orleans)
- 3 Little Rock, Ark.
- 4 Owensboro Sportscenter (Owensboro, Ky.)
- 5 Ellis Auditorium (Memphis, Tenn.)
- 6 Madison Square Garden (New York)



LEADING SCORERS		
Bill Spivey (7-0 So. C)		19.3
Jim Line (6-2 Sr. F)		13.1
Walt Hirsch (6-4 Jr. F)		9.9
Bobby Watson (5-10 So. G)		7.5
Dale Barnstable (6-3 Sr. G)		5.9

MEMORIAL COLISEUM ERA (1950-1975)

1950-51 (32-2, 14-0 SEC)

National Champions SEC Champions Ranked 1st AP, 1st UPI			
Coach: Adolph Rupp Captain: Walt Hirsch			
Dec. 1	WEST TEXAS ST.	73-43	W
Dec. 9	PURDUE	70-52	W
Dec. 12	at Xavier	67-56	W
Dec. 14	* FLORIDA	85-37	W
Dec. 16	KANSAS	68-39	W
Dec. 23	at St. John's	1/13 43-37	OT
Dec. 29	1 Saint Louis	1/NR 42-43	L
Dec. 30	1 Syracuse	1/NR 69-59	W
Jan. 5	* AUBURN	3/NR 79-35	W
Jan. 8	DePAUL	3/NR 63-55	W
Jan. 13	* ALABAMA	3/NR 65-48	W
Jan. 15	NOTRE DAME	3/NR 69-44	W
Jan. 20	* at Tennessee	2/NR 70-45	W
Jan. 22	* at Georgia Tech	2/NR 82-61	W
Jan. 27	* at Vanderbilt	1/NR 74-49	W
Jan. 29	* at Tulane	1/NR 104-68	W
Jan. 31	* at LSU	1/NR 81-59	W
Feb. 2	* at Mississippi State	1/NR 80-60	W
Feb. 3	2* Ole Miss	1/NR 86-39	W
Feb. 9	* GEORGIA TECH	1/NR 75-42	W
Feb. 13	XAVIER	1/NR 78-51	W
Feb. 17	* TENNESSEE	1/NR 86-61	W
Feb. 19	at DePaul	1/NR 60-57	W
Feb. 23	* GEORGIA	1/NR 88-41	W
Feb. 24	* VANDERBILT	1/NR 89-57	W

SEC Tournament (Louisville, Ky.)

Mar. 1	3 Mississippi State	1/NR 92-70	W
Mar. 2	3 Auburn	1/NR 84-54	W
Mar. 3	3 Georgia Tech	1/NR 82-56	W
Mar. 3	3 Vanderbilt	1/NR 57-61	L

NCAA First Round (Raleigh, N.C.)

Mar. 20	4 Louisville	1/NR 79-68	W
---------	--------------	------------	---

NCAA Eastern Regional (New York)

Mar. 22	5 St. John's	1/9 59-43	W
Mar. 24	5 Illinois	1/5 76-74	W

NCAA National Finals (Minneapolis)

Mar. 27	6 Kansas State	1/4 68-58	W
---------	----------------	-----------	---

2540-1783

- 1 Sugar Bowl Classic (Municipal Auditorium | New Orleans)
- 2 Owensboro Sportscenter (Owensboro, Ky.)
- 3 Jefferson County Armory (Louisville, Ky.)
- 4 Reynolds Coliseum (Raleigh, N.C.)
- 5 Madison Square Garden (New York)
- 6 Williams Arena (Minneapolis)

Exhibition Game

Apr. 27	KY ALL-STARS	92-49	W
Puerto Rico Exhibition Tour			
Aug. 25	San German Ath.	86-38	W
Aug. 26	Ponce Lions	83-43	W
Aug. 27	San Turce	93-40	W
Aug. 29	Univ. of Puerto Rico	91-44	W
Sep. 2	U.S. Navy	52-23	W
Sep. 3	(called at half - rain)		
Sep. 3	Puerto Rico	75-46	W

LEADING SCORERS		
Bill Spivey (7-0 Jr. C)		19.2
Shelby Linville (6-5 Jr. F)		10.4
Bobby Watson (5-10 Jr. G)		10.4
Frank Ramsey (6-3 So. G)		10.1

Cliff Hagan (6-4 So. C)		9.2
Walt Hirsch (6-3 Sr. F)		9.1

1951-52 (29-3, 14-0 SEC)

SEC Champions | SEC Tournament Champions | Runner-Up Sugar Bowl | Ranked 1st AP, 1st UPI
Coach: Adolph Rupp | Captain: Robert Watson

Dec. 8	WASHINGTON & LEE	96-46	W
Dec. 10	at Xavier	1/NR 97-72	W
Dec. 13	at Minnesota	1/NR 57-61	L
Dec. 17	ST. JOHN'S	2/1 81-40	W
Dec. 20	DePAUL	2/NR 98-60	W
Dec. 26	UCLA	1/16 84-53	W
Dec. 28	1 Brigham Young	1/NR 84-64	W
Dec. 29	1 Saint Louis	1/12 60-61	L
Jan. 3	2 Ole Miss	4/NR 116-58	W
Jan. 5	* LSU	4/NR 57-47	W
Jan. 7	XAVIER	4/NR 83-50	W
Jan. 12	* at Florida	3/NR 99-52	W
Jan. 14	3* Georgia	3/NR 95-55	W
Jan. 19	* at Tennessee	3/NR 65-56	W
Jan. 21	* at Georgia Tech	3/NR 96-51	W
Jan. 26	* at Alabama	3/NR 71-67	W
Jan. 28	* at Vanderbilt	3/NR 88-51	W
Jan. 30	* at Auburn	1/NR 88-48	W
Feb. 2	4 Notre Dame	1/NR 71-66	W
Feb. 4	* TULANE	1/NR 103-54	W
Feb. 6	* OLE MISS	1/NR 81-61	W
Feb. 9	* GEORGIA TECH	1/NR 93-42	W
Feb. 11	* MISSISSIPPI STATE	1/NR 110-66	W
Feb. 16	* TENNESSEE	1/NR 95-40	W
Feb. 21	* VANDERBILT	1/NR 75-45	W
Feb. 23	at DePaul	1/NR 63-61	W

SEC Tournament (Louisville, Ky.)

Feb. 28	3 Georgia Tech	1/NR 80-59	W
Feb. 29	3 Tulane	1/NR 85-61	W
Mar. 1	3 Tennessee	1/NR 81-66	W
Mar. 1	3 LSU	1/NR 44-43	W

NCAA Eastern Regional (Raleigh, N.C.)

Mar. 21	5 Penn. State	1/NR 82-54	W
Mar. 22	5 St. John's	1/10 57-64	L

2635-1774

- 1 Sugar Bowl Classic (Municipal Auditorium | New Orleans)
- 2 Owensboro Sportscenter (Owensboro, Ky.)
- 3 Jefferson County Armory (Louisville, Ky.)
- 4 Chicago Stadium (Chicago)
- 5 Reynolds Coliseum (Raleigh, N.C.)

LEADING SCORERS

Cliff Hagan (6-4 Jr. C)		21.6
Frank Ramsey (6-3 Jr. G)		15.9
Bobby Watson (5-10 Sr. G)		13.1
Lou Tsioropoulos (6-5 Jr. F)		7.9
Lucian Whitaker (6-0 Sr. F)		7.8

1952-53 — NO SCHEDULE

Under suspension by NCAA | Intra-Squad Scrimmage Results

Coach: Adolph Rupp | Co-Captains: Cliff Hagan and Frank Ramsey

Dec. 13	Varsity	76	Freshman	45
Jan. 19	Ramsey's	71	Hagan's	50
Feb. 4	Hagan's	68	Ramsey's	55
Feb. 28	Blues	49	Whites	47
		264		197

1953-54 (25-0, 14-0 SEC)

SEC Champions | UKIT Champions | Ranked 1st AP, 2nd UPI | Declined NCAA Berth

Coach: Adolph Rupp | Co-Captains: Cliff Hagan and Frank Ramsey

Dec. 5	TEMPLE	86-59	W
Dec. 12	at Xavier	2/NR 81-66	W
Dec. 14	WAKE FOREST	2/NR 101-69	W
Dec. 18	at Saint Louis	2/NR 71-59	W
Dec. 21	1 DUKE	2/13 85-69	W



Dec. 22	1	LASALLE	2/16	73-60	W
Dec. 28		MINNESOTA	2/8	74-59	W
Jan. 4		XAVIER	1/NR	77-71	W
Jan. 9	*	GEORGIA TECH	1/NR	105-53	W
Jan. 11		DePAUL	1/NR	81-63	W
Jan. 16	*	TULANE	1/NR	94-43	W
Jan. 23	*	at Tennessee	1/NR	97-71	W
Jan. 30	*	at Vanderbilt	1/NR	85-63	W
Feb. 2	2*	Georgia Tech	1/NR	99-48	W
Feb. 4	*	GEORGIA	1/NR	106-55	W
Feb. 6	3*	Georgia	1/NR	100-68	W
Feb. 8	*	at Florida	1/NR	97-55	W
Feb. 13	*	OLE MISS	1/NR	88-62	W
Feb. 15	*	MISSISSIPPI STATE	1/NR	81-49	W
Feb. 18	*	TENNESSEE	2/NR	90-63	W
Feb. 20		at DePaul	2/NR	76-61	W
Feb. 22	*	VANDERBILT	2/NR	100-64	W
Feb. 27	4*	Auburn	2/NR	109-79	W
Mar. 1	*	at Alabama	2/NR	68-43	W
Mar. 9	5	LSU	1/8	63-56	W

2187-1508

- 1 UK Invitation Tournament (Lexington, Ky.)
 2 Jefferson County Armory (Louisville, Ky.)
 3 Owensboro Sportscenter (Owensboro, Ky.)
 4 Garrett Coliseum (Montgomery, Ala.)
 5 SEC Playoff (Memorial Gym | Nashville, Tenn.) Kentucky and LSU tied for league title due to a schedule disagreement. Kentucky won but declined NCAA bid.

LEADING SCORERS

Cliff Hagan (6-4 Sr. C)	24.0
Frank Ramsey (6-3 Sr. G)	19.6
Lou Tsioropoulos (6-5 Sr. F)	14.5
Billy Evans (6-1 Jr. F)	8.4
Gayle Rose (6-0 Jr. G)	6.7

1954-55 (23-3, 12-2 SEC)**SEC Champions | UKIT Champions | Ranked 2nd AP, 2nd UPI**

Coach: Adolph Rupp | Captain: Bill Evans

Dec. 4		LSU		74-58	W
Dec. 11		at Xavier	2/NR	73-69	W
Dec. 18		TEMPLE	2/NR	79-61	W
Dec. 21	1	UTAH	1/2	70-65	W
Dec. 22	1	LASALLE	1/4	63-54	W
Dec. 30		SAINT LOUIS	1/NR	82-65	W
Jan. 1		at Temple	1/NR	101-69	W
Jan. 8	*	GEORGIA TECH	1/NR	58-59	L
Jan. 10		DePAUL	1/NR	92-59	W
Jan. 15	*	at Tulane	1/NR	58-44	W
Jan. 17	*	at LSU	1/NR	64-62	W
Jan. 22	*	at Tennessee	1/NR	84-66	W
Jan. 29	*	at Vanderbilt	1/18	75-71	W
Jan. 31	*	at Georgia Tech	1/NR	59-65	L
Feb. 3	*	FLORIDA	1/NR	87-63	W
Feb. 5	2*	Ole Miss	1/NR	84-66	W
Feb. 7	*	at Mississippi State	1/NR	61-56	W
Feb. 9	*	GEORGIA	2/NR	86-40	W
Feb. 14		XAVIER	2/NR	66-55	W
Feb. 19		at DePaul	2/NR	76-72	W
Feb. 21	*	VANDERBILT	2/20	77-59	W
Feb. 26	*	AUBURN	2/NR	93-59	W
Feb. 28	*	ALABAMA	2/12	66-52	W
Mar. 5	*	TENNESSEE	2/NR	104-61	W

NCAA Eastern Regional (Evanston, Ill.)

Mar. 11	3	Marquette	2/8	71-79	W
Mar. 12	3	Penn State	2/NR	84-59	L
(consolation)					

1987-1588

- 1 UK Invitation Tournament (Lexington, Ky.)
 2 Ellis Auditorium (Memphis, Tenn.)
 3 McGaw Memorial Hall (Evanston, Ill.)

LEADING SCORERS

Bob Burrow (6-7 Jr. C)	19.0
Billy Evans (6-1 Jr. F)	13.9

Phil Grawemeyer (6-7 Jr. F)	13.0
Jerry Bird (6-6 Jr. F)	10.7
Gayle Rose (6-0 Sr. G)	7.4

1955-56 (20-6, 12-2 SEC)**UKIT Runner-Up | Ranked 9th AP, 12th UPI**

Coach: Adolph Rupp | Captain: Phil Grawemeyer

Dec. 3		at LSU		62-52	W
Dec. 10		TEMPLE	2/NR	61-73	L
Dec. 12		DePAUL	2/NR	71-69	W
Dec. 15		at Maryland	12/NR	62-61	W
Dec. 17		IDAHO	12/NR	91-49	W
Dec. 20	1	MINNESOTA	9/NR	72-65	W
Dec. 21	1	DAYTON	9/14	74-89	L
Dec. 28		at Saint Louis	13/NR	101-80	W
Jan. 7	*	GEORGIA TECH	6/NR	104-51	W
Jan. 12	*	TULANE	5/NR	85-63	W
Jan. 14	*	LSU	5/NR	107-65	W
Jan. 21	*	at Tennessee	4/NR	95-68	W
Jan. 28	*	at Vanderbilt	3/7	73-81	L
Jan. 30	*	at Georgia Tech	3/NR	84-62	W
Feb. 1		DUKE	8/10	81-76	W
Feb. 4	2*	Auburn	8/NR	82-81	W
Feb. 6	*	at Florida	8/NR	81-70	W
Feb. 11	*	OLE MISS	7/NR	88-49	W
Feb. 13	*	MISSISSIPPI STATE	7/NR	86-65	W
Feb. 18		at DePaul	7/NR	79-81	L
Feb. 20	*	VANDERBILT	7/6	76-55	W
Feb. 25	2*	Alabama	8/7	77-101	L
Feb. 27	3*	Georgia	8/NR	143-66	W
Mar. 3	*	TENNESSEE	12/NR	101-77	W

NCAA Eastern Regional (Iowa City, Iowa)

Mar. 16	3	Wayne	9/NR	84-64	W
Mar. 17	3	at Iowa	9/5	77-89	L

2197-1802

- 1 UK Invitation Tournament (Lexington, Ky.)
 2 Garrett Coliseum (Montgomery, Ala.)
 3 Jefferson County Armory (Louisville, Ky.)
 3 Iowa Fieldhouse (Iowa City, Iowa)

LEADING SCORERS

Bob Burrow (6-7 Sr. C)	21.1
Jerry Bird (6-6 Sr. F)	16.2
Vernon Halvort (6-3 So. G)	13.3
Gerry Calvert (5-11 Jr. G)	11.2
Phil Grawemeyer (6-7 Sr. F)	8.4

1956-57 (23-5, 12-2 SEC)**SEC Champions | UKIT Champions | Sugar Bowl Champions |****Ranked 3rd AP, 3rd UPI**

Coach: Adolph Rupp

Honorary Co-Captains: Ed Beck and Gerry Calvert

Dec. 1		WASHINGTON & LEE		94-66	W
Dec. 3		MIAMI, FLA.		114-75	W
Dec. 8		at Temple		73-58	W
Dec. 10		SAINT LOUIS		70-71	L
Dec. 15		MARYLAND	3/NR	76-55	W
Dec. 18		at Duke	7/13	84-85	L
Dec. 21	1	SMU	7/4	73-67	W
Dec. 22	1	ILLINOIS	7/5	91-70	W
Dec. 28	2	Virginia Tech	3/NR	56-55	W
Dec. 29	2	Houston	3/NR	111-76	W
Jan. 5	*	GEORGIA TECH	3/NR	95-72	W
Jan. 7		LOYOLA, CHICAGO	3/NR	81-62	W
Jan. 12	*	at LSU	3/NR	51-46	W
Jan. 14	*	at Tulane	3/NR	60-68	L
Jan. 19	*	at Tennessee	4/NR	97-72	W
Jan. 26	*	at Vanderbilt	5/13	91-83	W
Jan. 28	*	at Georgia Tech	5/NR	76-65	W
Jan. 30	*	GEORGIA	4/NR	84-53	W
Feb. 2	*	FLORIDA	4/NR	88-61	W
Feb. 8	3*	Ole Miss	3/NR	75-69	W
Feb. 11	*	at Mississippi State	3/NR	81-89	L
Feb. 15		at Loyola, Chicago	3/NR	115-65	W



ALL-TIME RESULTS

Feb. 18	*	VANDERBILT	3/10	80-78	W
Feb. 23	*	ALABAMA	3/NR	79-60	W
Feb. 25	*	AUBURN	3/NR	103-85	W
Mar. 2	*	TENNESSEE	3/NR	93-75	W

NCAA Midwest Regional (Lexington, Ky.)					
Mar. 15		PITTSBURGH	3/NR	98-92	W
Mar. 16		MICHIGAN STATE	3/11	68-80	L

2357-1953

1 UK Invitation Tournament (Lexington, Ky.)

2 Sugar Bowl Classic (Loyola Fieldhouse | New Orleans)

3 Ellis Auditorium (Memphis, Tenn.)

LEADING SCORERS

Johnny Cox (6-4 So. F)	19.4
Gerry Calvert (5-11 Sr. G)	15.2
Vernon Hatton (6-3 Jr. G)	14.8
John Crigler (6-3 Jr. F)	10.3
Ed Beck (6-7 Jr. C)	9.5

1957-58 (23-6, 12-2 SEC)**National Champions | SEC Champions | Ranked 9th AP, 14th UPI**

Coach: Adolph Rupp | Honorary Captain: Ed Beck

Dec. 2		DUKE		78-74	W
Dec. 4		at Ohio State		61-54	W
Dec. 7		TEMPLE		85-83	W 3ot
Dec. 9		at Maryland		62-71	L
Dec. 14		at Saint Louis	3/9	73-60	W
Dec. 16		at SMU	3/NR	64-65	L
Dec. 20	1	WEST VIRGINIA	5/8	70-77	L
Dec. 21	1	MINNESOTA	5/10	78-58	W
Dec. 23		UTAH STATE	5/NR	92-64	W
Dec. 30		LOYOLA, CHICAGO	9/NR	75-42	W
Jan. 4	*	GEORGIA TECH	10/NR	76-60	W
Jan. 6	*	at Vanderbilt	10/NR	86-81	W
Jan. 11	*	LSU	9/NR	97-52	W
Jan. 13	*	TULANE	9/NR	86-50	W
Jan. 18	*	TENNESSEE	9/13	77-68	W
Jan. 27	*	at Georgia Tech	9/NR	52-71	L
Jan. 29	2*	Georgia	8/NR	74-55	W
Jan. 31	*	at Florida	8/NR	78-56	W
Feb. 8	*	OLE MISS	12/NR	96-65	W
Feb. 10	*	MISSISSIPPI STATE	12/17	72-62	W
Feb. 15		at Loyola, Chicago	12/NR	56-57	L
Feb. 17	*	VANDERBILT	12/NR	65-61	W
Feb. 22	3*	Alabama	13/NR	45-43	W OT
Feb. 24	4*	Auburn	13/NR	63-64	L
Mar. 1	*	at Tennessee	12/NR	77-66	W

NCAA Midwest Regional (Lexington, Ky.)					
Mar. 14		MIAMI, OHIO	9/NR	94-70	W
Mar. 15		NOTRE DAME	9/8	89-56	W

NCAA Final Four (Louisville, Ky.)					
Mar. 21	5	Temple	9/5	61-60	W
Mar. 22	5	Seattle	9/18	84-72	W

2166-1817

1 UK Invitation Tournament (Lexington, Ky.)

2 Alexander Memorial Coliseum (Atlanta)

3 Garrett Coliseum (Montgomery, Ala.)

4 Birmingham City Auditorium (Birmingham, Ala.)

5 Freedom Hall (Birmingham, Ala.)

LEADING SCORERS

Vernon Hatton (6-3 Sr. G)	17.1
Johnny Cox (6-4 Jr. F)	14.9
John Crigler (6-3 Sr. F)	13.6
Adrian Smith (6-0 Sr. G)	12.4
Ed Beck (6-7 Sr. C)	5.6

1958-59 (24-3, 12-2 SEC)**UKIT Champions | Ranked 2nd in Polls**

Coach: Adolph Rupp | Honorary Captain: Johnny Cox

Dec. 1		FLORIDA STATE		91-68	W
Dec. 6		at Temple		76-71	W
Dec. 8		at Duke		78-64	W
Dec. 11		SMU	2/18	72-60	W
Dec. 13		SAINT LOUIS	2/9	76-57	W

Dec. 15		MARYLAND	2/NR	58-56	W OT
Dec. 19	1	OHIO STATE	2/NR	95-76	W
Dec. 20	1	WEST VIRGINIA	2/7	97-91	W
Dec. 29		NAVY	1/NR	82-69	W
Dec. 30	2	Illinois	1/NR	76-75	W
Jan. 3	*	GEORGIA TECH	1/NR	72-62	W
Jan. 6	*	at Vanderbilt	1/NR	66-75	L
Jan. 10	*	at LSU	1/NR	76-61	W
Jan. 12	*	at Tulane	1/NR	85-68	W
Jan. 17	*	TENNESSEE	2/NR	79-58	W
Jan. 26	*	at Georgia Tech	1/NR	94-70	W
Jan. 29	*	GEORGIA	1/NR	108-55	W
Jan. 31	*	FLORIDA	1/NR	94-51	W
Feb. 7	3*	Ole Miss	1/NR	97-72	W
Feb. 9	*	at Mississippi State	1/11	58-66	L
Feb. 14	4	Notre Dame	1/NR	71-52	W
Feb. 18	*	VANDERBILT	3/NR	83-71	W
Feb. 21	*	AUBURN	3/2	75-56	W
Feb. 23	*	ALABAMA	3/NR	39-32	W
Feb. 28	*	at Tennessee	1/NR	69-56	W

NCAA Midwest Regional (Evanston, Ill.)					
Mar. 13	5	Louisville	2/NR	61-76	L
Mar. 14	5	Marquette (consolation)	2/20	98-69	W

2126-1373

1 UK Invitation Tournament (Lexington, Ky.)

2 Freedom Hall (Louisville, Ky.)

3 Municipal Auditorium (Jackson, Miss.)

4 Chicago Stadium (Chicago)

5 McGaw Memorial Hall (Evanston, Ill.)

LEADING SCORERS

Johnny Cox (6-4 Sr. F)	17.9
Billy Ray Lickert (6-3 So. G)	13.5
Bennie Coffman (6-0 Jr. G)	10.7
Don Mills (6-6 Jr. C)	10.5
Sid Cohen (6-1 Jr. G)	8.1
Dickie Parsons (5-10 So. G)	8.0

1959-60 (18-7, 10-4 SEC)**UKIT Runner Up**

Coach: Adolph Rupp | Co-Captains: Bill Lickert and Don Mills

Dec. 1		NORTHERN COLO.		106-73	W
Dec. 4		UCLA		68-66	W
Dec. 5		at Southern Cal		73-87	L
Dec. 12		at Saint Louis		61-73	L
Dec. 14		at Kansas		77-72	W OT
Dec. 18	1	NORTH CAROLINA		76-70	W
Dec. 19	1	WEST VIRGINIA		70-79	L
Dec. 22	2	Temple	13/NR	97-92	W
Dec. 28		OHIO STATE	13/3	96-93	W
Jan. 2	*	GEORGIA TECH	13/10	54-62	L
Jan. 5	*	at Vanderbilt	NR/NR	76-59	W
Jan. 9	*	LSU	NR/NR	77-45	W
Jan. 11	*	TULANE	NR/NR	68-42	W
Jan. 16	*	at Tennessee	17/NR	78-68	W
Jan. 25	*	at Georgia Tech	16/6	44-65	L
Jan. 27	3*	Georgia	15/NR	84-60	W
Jan. 29	*	at Florida	15/NR	75-62	W
Feb. 6	*	OLE MISS	NR/NR	61-43	W
Feb. 8	*	MISSISSIPPI STATE	NR/NR	90-59	W
Feb. 13		NOTRE DAME	NR/NR	68-65	W
Feb. 16	*	VANDERBILT	NR/NR	68-60	W
Feb. 20	*	at Auburn	NR/17	60-61	L
Feb. 22	4*	Alabama	NR/NR	75-55	W
Feb. 27	*	TENNESSEE	NR/NR	63-65	L
Mar. 5		PITTSBURGH	NR/NR	73-66	W

1838-1642

1 UK Invitation Tournament (Lexington, Ky.)

2 Freedom Hall (Louisville, Ky.)

3 Municipal Coliseum (Columbus, Ga.)

4 Garrett Coliseum (Montgomery, Ala.)

LEADING SCORERS

Billy Ray Lickert (6-3 Jr. f-G)	14.4
---------------------------------	------



Don Mills (6-6 Sr. C-F)	12.7
Sid Cohen (6-1 Sr. G)	10.7
Bennie Coffman (6-0 Sr. G)	10.2
Ned Jennings (6-9 Jr. C)	8.8

1960-61 (19-9, 10-4 SEC)

UKIT Runner-Up | Ranked 18th UPI

Coach: Adolph Rupp | Captain: Dick Parsons

Dec. 1	VMI		72-56	W
Dec. 3	FLORIDA STATE		58-63	L
Dec. 7	1 Notre Dame		68-62	W
Dec. 13	2 North Carolina	20/5	70-65	W
Dec. 17	at Temple	20/NR	58-66	L
Dec. 21	3 ILLINOIS	NR/NR	83-78	W
Dec. 22	3 SAINT LOUIS	NR/16	72-74	L OT
Dec. 31	MISSOURI	19/NR	81-69	W
Jan. 2	MIAMI, OHIO	19/NR	70-58	W
Jan. 7	* GEORGIA TECH	NR/NR	89-79	W
Jan. 9	* at Vanderbilt	NR/NR	62-64	L
Jan. 13	* at LSU	NR/NR	59-73	L
Jan. 14	* at Tulane	NR/NR	70-72	L
Jan. 21	* TENNESSEE	NR/NR	83-54	W
Jan. 30	* at Georgia Tech	NR/NR	60-62	L
Feb. 4	* FLORIDA	NR/NR	89-68	W
Feb. 7	* GEORGIA	NR/NR	74-67	W
Feb. 11	4* Ole Miss	NR/NR	74-60	W
Feb. 13	* at Mississippi State	NR/NR	68-62	W
Feb. 17	UCLA	NR/NR	77-76	W
Feb. 21	* VANDERBILT	NR/NR	60-59	W
Feb. 25	* ALABAMA	NR/NR	80-53	W
Feb. 27	* AUBURN	NR/NR	77-51	W
Mar. 4	* at Tennessee	NR/NR	68-61	W
Mar. 9	5 Vanderbilt	NR/NR	88-67	W
Mar. 11	6 Marquette	NR/NR	72-88	L

NCAA Midwest Regional (Louisville, Ky.)

Mar. 17	1 Morehead State	NR/NR	71-64	W
Mar. 18	1 Ohio State	NR/1	74-87	L

2027-1858

- 1 Freedom Hall (Louisville, Ky.)
- 2 Greensboro Coliseum (Greensboro, N.C.)
- 3 UK Invitation Tournament (Lexington, Ky.)
- 4 Municipal Auditorium (Jackson, Miss.)
- 5 SEC Playoff (Knoxville, Tenn.) To determine SEC representative in NCAA Tournament after champion Mississippi State declined bid.
- 6 Chicago Stadium (Chicago)

LEADING SCORERS

Billy Ray Lickert (6-3 Sr. F-G)	16.0
Roger Newman (6-4 Sr. F-G)	14.1
Larry Pursiful (6-1 Jr. G)	13.4
Ned Jennings (6-9 Sr. C)	11.5
Carroll Burchett (6-4 Jr. F-C)	5.1

1961-62 (23-3, 13-1 SEC)

SEC Co-Champions | UKIT Champions | Ranked 3rd AP, 3rd UPI

Coach: Adolph Rupp | Captain: Larry Pursiful

Dec. 2	MIAMI, OHIO	NR/NR	93-61	W
Dec. 4	SOUTHERN CAL	NR/4	77-79	L
Dec. 11	SAINT LOUIS	NR/NR	86-77	W
Dec. 16	BAYLOR	NR/NR	94-60	W
Dec. 18	TEMPLE	NR/NR	78-55	W
Dec. 22	1 TENNESSEE	NR/NR	96-69	W
Dec. 23	1 KANSAS STATE	NR/4	80-67	W
Dec. 27	YALE	6/NR	79-58	W
Dec. 30	2 Notre Dame	6/NR	100-53	W
Jan. 2	VIRGINIA	3/NR	93-73	W
Jan. 6	* GEORGIA TECH	3/NR	89-70	W
Jan. 8	* at Vanderbilt	3/NR	77-68	W
Jan. 12	* LSU	3/NR	84-63	W
Jan. 15	* at Tennessee	3/NR	95-82	W
Jan. 29	* at Georgia Tech	2/NR	71-62	W
Jan. 31	3* Georgia	2/NR	86-59	W
Feb. 2	* at Florida	2/NR	81-69	W
Feb. 10	* OLE MISS	2/NR	83-60	W

Feb. 12	* MISSISSIPPI STATE	2/9	44-49	L
Feb. 19	* VANDERBILT	2/NR	87-80	W
Feb. 24	* at Alabama	3/NR	73-65	W
Feb. 26	* at Auburn	3/NR	63-60	W
Mar. 5	* TULANE	4/NR	97-72	W
Mar. 10	* TENNESSEE	4/NR	90-59	W

NCAA Midwest Regional (Iowa City, Iowa)

Mar. 16	4 Butler	3/NR	81-60	W
Mar. 17	4 Ohio State	3/1	64-74	L

2141-1704

- 1 UK Invitation Tournament (Lexington, Ky.)
- 2 Freedom Hall (Louisville, Ky.)
- 3 Alexander Memorial Coliseum (Atlanta)
- 4 Iowa Fieldhouse (Iowa City, Iowa)

LEADING SCORERS

Cotton Nash (6-5 So. C-F)	23.4
Larry Pursiful (6-1 Sr. G)	19.1
Carroll Burchett (6-4 Sr. C-F)	11.2
Scotty Baesler (6-0 Jr. G)	10.9
Roy Roberts (6-4 Jr. F)	7.0

1962-63 (16-9, 8-6 SEC)

UKIT Champions

Coach: Adolph Rupp | Captain: Scotty Baesler

Dec. 1	VIRGINIA TECH	3/NR	77-80	L
Dec. 8	at Temple	9/NR	56-52	W
Dec. 12	FLORIDA STATE	NR/NR	83-54	W
Dec. 15	NORTHWESTERN	NR/NR	71-60	W
Dec. 17	NORTH CAROLINA	NR/NR	66-68	L
Dec. 21	1 IOWA	9/NR	94-69	W
Dec. 22	1 WEST VIRGINIA	9/7	79-75	W
Dec. 27	DARTMOUTH	5/NR	95-49	W
Dec. 29	2 Notre Dame	5/NR	78-70	W
Dec. 31	at Saint Louis	5/NR	63-87	L
Jan. 5	* GEORGIA TECH	6/NR	85-86	L OT
Jan. 7	* at Vanderbilt	6/NR	106-82	W
Jan. 11	* at LSU	NR/NR	63-56	W
Jan. 12	* at Tulane	NR/NR	81-72	W
Jan. 19	* TENNESSEE	NR/NR	69-78	L OT
Jan. 26	XAVIER	NR/NR	90-76	W
Jan. 28	* at Georgia Tech	NR/7	62-66	L
Jan. 31	* GEORGIA	NR/NR	74-67	W
Feb. 2	* FLORIDA	NR/NR	94-71	W
Feb. 9	3* Ole Miss	NR/NR	75-69	W
Feb. 11	* at Mississippi State	NR/8	52-56	L
Feb. 18	* VANDERBILT	NR/NR	67-69	L
Feb. 23	* AUBURN	NR/9	78-59	W
Feb. 25	* ALABAMA	NR/NR	80-63	L
Mar. 2	* at Tennessee	NR/NR	55-63	L

1893-1697

- 1 UK Invitation Tournament (Lexington, Ky.)
- 2 Freedom Hall (Louisville, Ky.)
- 3 Municipal Auditorium (Jackson, Miss.)

LEADING SCORERS

Cotton Nash (6-5 Jr. F-C)	20.6
*Charles Ishmael (6-5 Jr. G)	11.1
Ted Deeken (6-3 Jr. F)	9.8
Scotty Baesler (6-0 Sr. G)	9.7
Roy Roberts (6-4 Sr. F)	9.0

*Ineligible second semester

1963-64 (21-6, 11-3 SEC)

SEC Champions | UKIT Champions | Sugar Bowl Champions |

Ranked 4th AP, 3rd UPI

Coach: Adolph Rupp | Co-Captains: Cotton Nash and Ted Deeken

Nov. 30	VIRGINIA	9/NR	75-64	W
Dec. 2	TEXAS TECH	9/NR	102-91	W
Dec. 7	at Northwestern	9/NR	95-63	W
Dec. 9	NORTH CAROLINA	9/NR	100-80	W
Dec. 14	BAYLOR	5/NR	101-65	W
Dec. 20	1 WISCONSIN	2/NR	108-85	W
Dec. 21	1 WAKE FOREST (finals)	2/NR	98-75	W
Dec. 28	2 Notre Dame	2/NR	101-81	W



Dec. 30	3	at Loyola, La.	2/NR	86-64	W
Dec. 31	3	Duke	1/9	81-79	W
Jan. 4	*	at Georgia Tech	1/NR	67-76	L
Jan. 6	*	at Vanderbilt	1/6	83-85	L
Jan. 10	*	LSU	2/NR	103-84	W
Jan. 11	*	TULANE	2/NR	105-63	W
Jan. 18	*	TENNESSEE	4/NR	66-57	W
Jan. 25	*	GEORGIA TECH	5/NR	79-62	W
Feb. 1	*	at Florida	4/NR	77-72	W
Feb. 3	*	at Georgia	4/NR	103-83	W
Feb. 8	*	OLE MISS	3/NR	102-59	W
Feb. 10	*	MISSISSIPPI STATE	3/NR	65-59	W
Feb. 17	*	VANDERBILT	3/7	104-73	W
Feb. 23	4*	Auburn	3/NR	99-79	W
Feb. 24	*	at Alabama	3/NR	59-65	L
Feb. 29	*	at Tennessee	2/NR	42-38	W
Mar. 2	*	SAINT LOUIS	2/NR	60-67	L

NCAA Mideast Regional (Minneapolis)

Mar. 13	5	Ohio University	4/NR	69-85	L
Mar. 14	5	Loyola, Chi. (consolation)	4/8	91-100	L

2326-1954

- 1 UK Invitation Tournament (Lexington, Ky.)
- 2 Freedom Hall (Louisville, Ky.)
- 3 Sugar Bowl Classic (New Orleans)
- 4 Garrett Coliseum (Montgomery, Ala.)
- 5 Williams Arena (Minneapolis)

LEADING SCORERS

Cotton Nash (6-5 Sr. C-F)	24.0
Ted Deeken (6-3 Sr. F)	18.5
Larry Conley (6-3 So. F-C)	12.2
Terry Mobley (6-2 Jr. G)	9.4
Randy Embry (5-11 Jr. G)	7.2

1964-65 (15-10, 10-6 SEC)**UKIT Runner Up**

Coach: Adolph Rupp | Captain: Randy Embry

Dec. 4		IOWA	11/NR	85-77	W
Dec. 7	1	North Carolina	11/13	67-82	L
Dec. 9		IOWA STATE	9/NR	100-74	W
Dec. 12		SYRACUSE	9/NR	110-77	W
Dec. 18	2	WEST VIRGINIA	8/NR	102-78	W
Dec. 19	2	ILLINOIS	2/7	86-91	L
Dec. 22		at Saint Louis	NR/9	75-80	OT
Dec. 29	3	Notre Dame	NR/NR	97-111	L
Jan. 2		DARTMOUTH	NR/NR	107-67	W
Jan. 5	*	VANDERBILT	NR/NR	79-97	W
Jan. 9	*	at LSU	NR/NR	79-66	W
Jan. 11	*	at Tulane	NR/NR	102-72	W
Jan. 16	*	at Tennessee	NR/NR	58-77	L
Jan. 18	*	AUBURN	NR/NR	73-67	W
Jan. 23	*	at Florida	NR/NR	68-84	L
Jan. 25	*	at Georgia	NR/NR	102-82	W
Jan. 30	*	FLORIDA	NR/NR	78-61	W
Feb. 1	*	GEORGIA	NR/NR	96-64	W
Feb. 6	*	OLE MISS	NR/NR	102-65	W
Feb. 8	*	MISSISSIPPI STATE	NR/NR	74-56	W
Feb. 16	*	at Vanderbilt	NR/NR	90-91	L
Feb. 20	*	at Auburn	NR/NR	69-88	L
Feb. 22	*	at Alabama	NR/NR	71-75	L
Feb. 27	*	TENNESSEE	NR/NR	61-60	W
Mar. 1	*	ALABAMA	NR/NR	78-72	W

2109-1914

- 1 Charlotte Coliseum (Charlotte, N.C.)
- 2 UK Invitation Tournament (Lexington, Ky.)
- 3 Freedom Hall (Louisville, Ky.)

LEADING SCORERS

Louie Dampier (6-0 So. G)	17.0
Pat Riley (6-4 So. F)	15.0
Tommy Kron (6-5 Jr. G-F)	12.3
John Adams (6-7 Sr. C)	11.8
Larry Conley (6-3 Jr. F)	11.6

1965-66 (27-2, 15-1 SEC)**National Runner-Up | SEC Champions | UKIT Champions |****Ranked 1st in Polls**

Coach: Adolph Rupp | Honorary Captain:

Dec. 1		HARDIN-SIMMONS	NR/NR	83-55	W
Dec. 4		at Virginia	NR/NR	99-73	W
Dec. 8		at Illinois	NR/NR	86-68	W
Dec. 11		NORTHWESTERN	NR/NR	86-75	W
Dec. 17	1	AIR FORCE	NR/NR	78-58	W
Dec. 18	1	INDIANA (finals)	NR/NR	91-56	W
Dec. 22		at Texas Tech	10/NR	89-73	W
Dec. 29	2	Notre Dame	5/NR	103-69	W
Jan. 3		SAINT LOUIS	5/NR	80-70	W
Jan. 8	*	at Florida	2/NR	78-64	W
Jan. 10	*	at Georgia	2/NR	69-65	W 2ot
Jan. 15	*	VANDERBILT	2/3	96-83	W
Jan. 24	*	LSU	2/NR	111-85	W
Jan. 29	*	AUBURN	2/NR	115-78	W
Jan. 31	*	ALABAMA	2/NR	82-62	W
Feb. 2	*	at Vanderbilt	2/3	105-90	W
Feb. 5	*	GEORGIA	2/NR	74-50	W
Feb. 7	*	FLORIDA	2/NR	85-75	W
Feb. 12	*	at Auburn	1/NR	77-64	W
Feb. 14	*	at Alabama	1/NR	90-67	W
Feb. 19	*	at Mississippi State	1/NR	73-69	W
Feb. 21	*	at Ole Miss	1/NR	108-65	W
Feb. 26	*	TENNESSEE	1/NR	78-64	W
Mar. 5	*	at Tennessee	1/NR	62-69	L
Mar. 7	*	TULANE	1/NR	103-74	W

NCAA Mideast Regional (Iowa City, Iowa)

Mar. 11	3	Dayton #	1/NR	86-79	W
Mar. 12	3	Michigan	1/9	84-77	W

NCAA Final Four (College Park, Md.)

Mar. 18	4	Duke	1/2	83-79	W
Mar. 19	4	UTEP	1/3	65-72	L

2519-2028

- 1 UK Invitation Tournament (Lexington, Ky.)
 - 2 Freedom Hall (Louisville, Ky.)
 - 3 Iowa Fieldhouse (Iowa City, Iowa)
 - 4 Cole Field House (College Park, Md.)
- # Rupp wins his 747th game to pass Phog Allen of Kansas.

LEADING SCORERS

Pat Riley (6-4 Jr. F)	22.0
Louie Dampier (6-0 Jr. G)	21.1
Thad Jaracz (6-5 So. C)	13.2
Larry Conley (6-3 Sr. F)	11.5
Tommy Kron (6-5 Sr. G)	10.2

International Universities Tournament**(Tel Aviv, Israel) (Not counted in won-loss record)**

Aug. 3		Warsaw University	67-58	W
Aug. 4		Cambridge University	104-45	W
Aug. 6		Salonika University	91-60	W
Aug. 10		Istanbul University	82-36	W
Aug. 11		Warsaw University	87-57	W

1966-67 (13-13, 8-10 SEC)**UKIT Champions**

Coach: Adolph Rupp

Dec. 3		VIRGINIA	3/NR	104-84	W
Dec. 5		ILLINOIS	3/NR	97-98	L OT
Dec. 10		at Northwestern	3/NR	118-116	W
Dec. 13		NORTH CAROLINA	4/6	55-64	L
Dec. 17	*	FLORIDA	4/NR	75-78	L
Dec. 22	1	OREGON STATE	NR/NR	96-66	W
Dec. 23	1	KANSAS STATE	NR/NR	83-79	W
Dec. 28		CORNELL	NR/NR	77-92	L
Dec. 31	2	Notre Dame	NR/NR	96-85	W
Jan. 5	*	VANDERBILT	NR/NR	89-91	L OT
Jan. 14	*	at Florida	NR/10	72-89	L
Jan. 16	*	at Georgia	NR/NR	40-49	L
Jan. 21	*	AUBURN	NR/NR	60-58	W
Jan. 23	*	TENNESSEE	NR/NR	50-52	L 2ot



Jan. 28	*	LSU	NR/NR	102-72	W
Jan. 30	*	OLE MISS	NR/NR	96-53	W
Feb. 4	*	at LSU	NR/NR	105-84	W
Feb. 6	*	at Ole Miss	NR/NR	79-70	W
Feb. 11	*	MISSISSIPPI STATE	NR/NR	72-77	L OT
Feb. 13	*	at Tennessee	NR/NR	57-76	L
Feb. 18	*	at Mississippi State#	NR/NR	103-74	W
Feb. 20	*	GEORGIA	NR/NR	101-76	W
Feb. 25	*	at Alabama	NR/NR	71-81	L
Feb. 27	*	at Auburn	NR/NR	49-60	L
Mar. 4	*	at Vanderbilt	NR/NR	94-110	L
Mar. 6	*	ALABAMA	NR/NR	110-78	W

2151-2012

- 1 UK Invitation Tournament (Lexington, Ky.)
- 2 Freedom Hall (Louisville, Ky.)
- # Rupp passes Western Kentucky's E.A. Diddle to become the all-time winningest coach with 760 victories.

LEADING SCORERS

Louie Dampier (6-0 Sr. G)	20.6
Pat Riley (6-4 Sr. F)	17.4
Thad Jaracz (6-5 Jr. C-F)	11.3
Cliff Berger (6-8 Jr. C)	11.3
Phil Argento (6-0 So. G)	5.2

1967-68 (22-5, 15-3 SEC)

SEC Champions | UKIT Champions | Ranked 4th in Polls

Coach: Adolph Rupp | Captain: Thad Jaracz

Dec. 2		at Michigan	NR/NR	96-79	W
Dec. 4	*	FLORIDA	NR/NR	99-76	W
Dec. 6		XAVIER	9/NR	111-76	W
Dec. 9		PENNSYLVANIA	9/NR	64-49	W
Dec. 12	1	North Carolina	4/NR	77-84	L
Dec. 22	2	DAYTON	7/NR	88-85	W
Dec. 23	2	SOUTH CAROLINA	7/NR	76-66	W
Dec. 30	3	Notre Dame	6/NR	81-73	W
Jan. 6	*	at Vanderbilt	5/NR	94-78	W
Jan. 8	*	at Alabama	5/NR	84-76	W
Jan. 13	*	at Florida	4/NR	78-96	L
Jan. 15	*	GEORGIA	4/NR	104-73	W
Jan. 20	*	at Auburn	8/NR	73-74	L
Jan. 22	*	at Tennessee	8/NR	59-87	L
Jan. 27	*	at LSU	9/NR	121-95	W
Jan. 29	*	at Ole Miss	9/NR	85-76	W
Feb. 3	*	LSU	10/NR	109-96	W
Feb. 5	*	OLE MISS	10/NR	78-62	W
Feb. 10	*	at Mississippi State	8/NR	92-84	W
Feb. 12	*	TENNESSEE	8/NR	60-59	W
Feb. 17	*	MISSISSIPPI STATE	8/NR	107-81	W
Feb. 19	*	at Georgia	8/NR	106-87	W
Feb. 24	*	ALABAMA	5/NR	96-83	W
Feb. 26	*	AUBURN	5/NR	89-57	W
Mar. 2	*	VANDERBILT	5/NR	85-80	W

NCAA Mid-east Regional (Lexington, Ky.)

Mar. 15		MARQUETTE	5/NR	107-89	W
Mar. 16		OHIO STATE	5/NR	81-82	L

2400-2103

- 1 Greensboro Coliseum (Greensboro, N.C.)
- 2 UK Invitation Tournament (Lexington, Ky.)
- 3 Freedom Hall (Louisville, Ky.)

LEADING SCORERS

Mike Casey (6-4 So. G)	20.1
Dan Issel (6-8 So. C)	16.4
Mike Pratt (6-4 So. F)	14.1
Phil Argento (6-2 Jr. G)	12.3
Thad Jaracz (6-5 Sr. F)	11.3

1968-69 (23-5, 16-2 SEC)

SEC Champions | UKIT Champions | Ranked 7th in Polls

Coach: Adolph Rupp | Captain: Phil Argento

Nov. 30		XAVIER	3/NR	115-77	W
Dec. 2		at Miami, Ohio	3/NR	86-77	W
Dec. 7		NORTH CAROLINA	3/NR	77-87	L
Dec. 14		at Pennsylvania	4/NR	102-78	W

Dec. 20	1	MICHIGAN	4/NR	112-104	W
Dec. 21	1	ARMY	4/NR	80-65	W
Dec. 28	2	Notre Dame	4/NR	110-90	W
Dec. 31	3	Wisconsin	4/NR	65-69	L
Jan. 4	*	at Ole Miss	3/NR	69-59	W
Jan. 6	*	at Mississippi State	3/NR	91-72	W
Jan. 11	*	FLORIDA	7/NR	88-67	W
Jan. 13	*	GEORGIA	7/NR	88-68	W
Jan. 18	*	at Tennessee	5/NR	69-66	W
Jan. 25	*	at LSU	5/NR	108-96	W
Jan. 27	*	at Alabama	5/NR	83-70	W OT
Feb. 1	*	VANDERBILT	5/NR	103-89	W
Feb. 3	*	AUBURN	5/NR	105-93	W
Feb. 8	*	OLE MISS	4/NR	104-68	W
Feb. 10	*	MISSISSIPPI STATE	4/NR	91-69	W
Feb. 15	*	at Florida	4/NR	81-82	L
Feb. 17	*	at Georgia	4/NR	85-77	W
Feb. 22	*	LSU	6/NR	103-89	W
Feb. 24	*	ALABAMA	6/NR	108-79	W
Mar. 1	*	at Vanderbilt	6/NR	99-101	L
Mar. 3	*	at Auburn	6/NR	90-86	W
Mar. 8	*	TENNESSEE	7/NR	84-69	W

NCAA Mid-east Regional (Madison, Wis.)

Mar. 13	4	Marquette	7/14	74-81	L
Mar. 15	4	Miami, Ohio (consolation)	7/NR	72-71	W

2542-2199

- 1 UK Invitation Tournament (Lexington, Ky.)
- 2 Freedom Hall (Louisville, Ky.)
- 3 Chicago Stadium (Chicago)
- 4 Wisconsin Field House (Madison, Wisc.)

LEADING SCORERS

Dan Issel (6-8 Jr. C)	26.6
Mike Casey (6-4 Jr. G)	19.1
Mike Pratt (6-4 Jr. F)	16.9
Phil Argento (6-2 Sr. G)	10.0
Larry Steele (6-5 So. F)	8.6

1969-70 (26-2, 17-1 SEC)

SEC Champions | UKIT Champions | Ranked 1st AP, 1st UPI

Coach: Adolph Rupp | Co-Captains: Dan Issel and Mike Pratt

Dec. 1		WEST VIRGINIA	2/NR	106-87	W
Dec. 6		KANSAS	2/NR	115-85	W
Dec. 8	1	North Carolina	2/7	94-87	W
Dec. 13		INDIANA	1/NR	109-92	W
Dec. 19	2	NAVY	1/NR	73-59	W
Dec. 20	2	DUKE	1/NR	98-76	W
Dec. 27	3	Notre Dame	1/11	102-100	W
Dec. 29		MIAMI, OHIO	1/NR	80-58	W
Jan. 3	*	OLE MISS	1/NR	95-73	W
Jan. 5	*	MISSISSIPPI STATE	1/NR	111-76	W
Jan. 10	*	at Florida	2/NR	88-69	W
Jan. 12	*	at Georgia	2/NR	72-71	W
Jan. 17	*	TENNESSEE	2/NR	68-52	W
Jan. 24	*	LSU	2/NR	109-96	W
Jan. 26	*	ALABAMA	2/NR	86-71	W
Jan. 31	*	at Vanderbilt	2/NR	81-89	L
Feb. 2	*	at Auburn	2/NR	84-83	W
Feb. 7	*	at Ole Miss	3/NR	120-85	W
Feb. 9	*	at Mississippi State	3/NR	86-57	W
Feb. 14	*	FLORIDA	3/NR	110-66	W
Feb. 16	*	GEORGIA	3/20	116-86	W
Feb. 21	*	at LSU	2/NR	121-105	W
Feb. 23	*	at Alabama	2/NR	98-89	W
Feb. 28	*	VANDERBILT	1/NR	90-86	W
Mar. 2	*	AUBURN	1/NR	102-81	W
Mar. 7	*	at Tennessee	2/NR	86-69	W

NCAA Mid-east Regional (Columbus, Ohio)

Mar. 12	4	Notre Dame	1/9	109-99	W
Mar. 14	4	Jacksonville	1/4	100-106	L

2709-2253



- 1 Charlotte Coliseum (Charlotte, N.C.)
 2 UK Invitation Tournament (Lexington, Ky.)
 3 Freedom Hall (Louisville, Ky.)
 4 St. John Arena (Columbus, Ohio)

LEADING SCORERS

Dan Issel (6-8 Sr. C)	33.9
Mike Pratt (6-4 Sr. F)	19.3
Tom Parker (6-6 So. F)	10.4
Larry Steele (6-5 Jr. F)	8.8
Terry Mills (6-2 Jr. G)	8.1

1970-71 (22-6, 16-2 SEC)**SEC Champions | UKIT Runner-Up | Ranked 8th AP, 8th UPI**

Coach: Adolph Rupp

Honorary Co-Captains: Mike Casey and Larry Steele

Dec. 1	at Northwestern	3/NR	115-100	W
Dec. 5	MICHIGAN	3/NR	104-93	W
Dec. 7	at West Virginia	3/NR	106-100	W
Dec. 12	at Indiana	5/11	95-93	W OT
Dec. 18	1 DePAUL	3/NR	106-85	W
Dec. 19	1 PURDUE (finals)	3/NR	83-89	L
Dec. 22	OREGON STATE	7/NR	84-78	W
Dec. 29	2 Notre Dame	8/NR	92-99	L
Jan. 2	* at Ole Miss	8/NR	103-95	W
Jan. 4	* at Mississippi State	8/NR	79-71	W
Jan. 9	* FLORIDA	11/NR	101-75	W
Jan. 11	* GEORGIA	11/NR	79-66	W
Jan. 16	* at Tennessee	10/NR	71-75	L
Jan. 23	* at LSU	12/NR	82-79	W
Jan. 25	* at Alabama	12/NR	86-73	W
Jan. 30	* VANDERBILT	11/NR	102-92	W
Feb. 1	* AUBURN	11/NR	114-76	W
Feb. 6	* OLE MISS	8/NR	121-86	W
Feb. 8	* MISSISSIPPI STATE	8/NR	102-83	W
Feb. 13	* at Florida	8/NR	65-74	L
Feb. 15	* at Georgia	8/NR	107-95	W
Feb. 20	* LSU	12/NR	110-73	W
Feb. 22	* ALABAMA	12/NR	101-74	W
Feb. 27	* at Vanderbilt	10/NR	119-90	W
Mar. 1	* at Auburn	10/NR	102-83	W
Mar. 6	* TENNESSEE	8/NR	84-78	W

NCAA Midwest Regional (Athens, Ga.)

Mar. 18	3 Western Kentucky	8/NR	83-107	L
Mar. 20	3 Marquette (consolation)	8/7	74-91	L

2670-2373

- 1 UK Invitation Tournament (Lexington, Ky.)
 2 Freedom Hall (Louisville, Ky.)
 3 Stegeman Coliseum (Athens, Ga.)

LEADING SCORERS

Tom Parker (6-7 Jr. F)	17.6
Mike Casey (6-4 Sr. G)	17.0
Tom Payne (7-2 So. C)	16.9
Kent Hollenbeck (6-4 Jr. G)	14.0
Larry Steele (6-5 Sr. F)	13.1

1971-72 (21-7, 14-4 SEC)**SEC Champions | UKIT Champions | Ranked 18th AP, 14th UPI**

Coach: Adolph Rupp

Honorary Co-Captains: Stan Key and Tom Parker

Dec. 1	NORTHWESTERN	10/NR	94-85	W
Dec. 4	at Kansas	10/14	79-69	W
Dec. 6	at Kansas State	10/NR	71-64	W
Dec. 11	1 Indiana	7/NR	89-90	L 2ot
Dec. 13	MICHIGAN STATE	7/NR	85-91	L
Dec. 17	2 MISSOURI	7/NR	83-79	W
Dec. 18	2 PRINCETON	7/18	96-82	W
Dec. 28	1 Notre Dame	12/NR	83-67	W
Jan. 8	* OLE MISS	19/NR	93-82	W
Jan. 10	* MISSISSIPPI STATE	19/NR	104-76	W
Jan. 15	* at Florida	NR/NR	70-72	L
Jan. 17	* at Georgia	NR/NR	73-85	L
Jan. 22	* TENNESSEE	NR/19	72-70	W

Jan. 24	* VANDERBILT	NR/NR	106-80	W
Jan. 29	* LSU	NR/NR	89-71	W
Jan. 31	* ALABAMA	NR/NR	77-74	W
Feb. 5	* at Vanderbilt	NR/NR	85-80	W OT
Feb. 7	* at Auburn	NR/NR	78-72	W
Feb. 12	* at Ole Miss	NR/NR	90-82	W
Feb. 14	* at Mississippi State	NR/NR	63-55	W
Feb. 19	* FLORIDA	17/NR	95-68	W
Feb. 21	* GEORGIA	17/NR	87-63	W
Feb. 26	* at LSU	18/NR	71-88	L
Feb. 28	* at Alabama	18/NR	70-73	L
Mar. 6	* AUBURN	NR/NR	102-67	W
Mar. 9	* at Tennessee	NR/NR	67-66	W

NCAA Midwest Regional (Dayton, Ohio)

Mar. 16	3 Marquette	18/7	85-69	W
Mar. 18	3 Florida State	18/10	54-73	L

2311-2093

Earned NCAA bid by beating Tennessee twice.

- 1 Freedom Hall (Louisville, Ky.)
 2 UK Invitation Tournament (Lexington, Ky.)
 3 University of Dayton Arena (Dayton, Ohio)

LEADING SCORERS

Jim Andrews (6-11 Jr. C)	21.5
Tom Parker (6-7 Sr. F)	18.0
Ronnie Lyons (5-10 So. G)	13.2
Stan Key (6-3 Sr. G)	12.5
Larry Stamper (6-6 Jr. F)	10.3

JOE B. HALL ERA (1973-85)**1972-73 (20-8, 14-4 SEC)****SEC Champions | UKIT Champions | Ranked 17th AP, 15th UPI**

Coach: Joe B. Hall | Honorary Captain: Jim Andrews

Dec. 2	at Michigan State	13/NR	75-66	W
Dec. 4	IOWA	13/NR	66-79	L
Dec. 9	at Indiana	8/NR	58-64	L
Dec. 11	1 North Carolina	8/13	70-78	L
Dec. 15	2 NEBRASKA	NR/NR	85-60	W
Dec. 16	2 OREGON	NR/NR	95-68	W
Dec. 23	KANSAS	NR/NR	77-71	W
Dec. 30	1 Notre Dame	NR/NR	65-63	W
Jan. 6	* at Ole Miss	NR/NR	58-61	L
Jan. 8	* at Mississippi State	NR/NR	90-81	W
Jan. 13	* FLORIDA	NR/NR	95-65	W
Jan. 15	* GEORGIA	NR/NR	89-68	W
Jan. 20	* at Tennessee	NR/NR	64-65	L
Jan. 22	* at Vanderbilt	NR/18	75-76	L
Jan. 27	* at LSU	NR/NR	86-71	W
Jan. 29	* at Alabama	NR/9	95-93	W
Feb. 3	* VANDERBILT	NR/NR	76-83	L
Feb. 5	* AUBURN	NR/NR	88-57	W
Feb. 10	* OLE MISS	NR/NR	88-70	W
Feb. 12	* MISSISSIPPI STATE	NR/NR	100-87	W OT
Feb. 17	* at Florida	NR/NR	94-83	W
Feb. 19	* at Georgia	NR/NR	99-86	W
Feb. 24	* LSU	NR/NR	94-76	W
Feb. 26	* ALABAMA	NR/18	111-95	W
Mar. 3	* at Auburn	NR/NR	91-79	W
Mar. 8	* TENNESSEE	19/NR	86-81	W

NCAA Midwest Regional (Nashville, Tenn.)

Mar. 15	3 Austin Peay	17/19	106-100	W OT
Mar. 17	3 Indiana	17/6	65-72	L

2341-2098

- 1 Freedom Hall (Louisville, Ky.)
 2 UK Invitation Tournament (Lexington, Ky.)
 3 Memorial Gymnasium (Nashville, Tenn.)

LEADING SCORERS

Jim Andrews (6-11 Sr. C)	20.1
Kevin Grevey (6-5 So. F)	18.7
Jimmy Dan Conner (6-4 So. G-F)	11.2
Ronnie Lyons (5-10 Jr. G)	9.2
Mike Flynn (6-3 So. G)	9.1



1973-74 (13-13, 9-9 SEC)

UKIT Champions

Coach: Joe B. Hall | Captain: Ronnie Lyons

Dec. 1	MIAMI, OHIO	10/NR	81-68	W
Dec. 3	at Kansas	10/13	63-71	L
Dec. 8	1 Indiana	10/3	68-77	L
Dec. 10	2 North Carolina	10/5	84-101	L
Dec. 14	at Iowa	NR/NR	88-80	W
Dec. 21	3 DARTMOUTH	NR/NR	102-77	W
Dec. 22	3 STANFORD	NR/NR	78-77	W
Dec. 29	1 Notre Dame	NR/3	79-94	L
Jan. 5	* at LSU	NR/NR	84-95	L
Jan. 7	* GEORGIA	NR/NR	80-74	W
Jan. 12	* AUBURN	NR/NR	79-58	W
Jan. 14	* at Tennessee	NR/NR	54-67	L
Jan. 19	* OLE MISS	NR/NR	93-64	W
Jan. 21	* at Alabama	NR/10	77-81	L
Jan. 26	* at Florida	NR/NR	91-82	W
Jan. 28	* VANDERBILT	NR/7	65-82	L
Feb. 2	* at Mississippi State	NR/NR	82-70	W
Feb. 4	* LSU	NR/NR	73-70	W
Feb. 9	* at Georgia	NR/NR	86-72	W
Feb. 11	* at Auburn	NR/NR	97-99	L OT
Feb. 16	* TENNESSEE	NR/NR	61-58	W
Feb. 18	* at Ole Miss	NR/NR	60-61	L
Feb. 23	* ALABAMA	NR/8	71-94	L
Feb. 25	* FLORIDA	NR/NR	65-75	L
Mar. 2	* at Vanderbilt	NR/6	69-71	L
Mar. 4	* MISSISSIPPI STATE	NR/NR	108-69	W

2038-1987

1 Freedom Hall (Louisville, Ky.)

2 Greensboro Coliseum (Greensboro, N.C.)

3 UK Invitation Tournament (Lexington, Ky.)

LEADING SCORERS

Kevin Grevey (6-5 Jr. F)	21.9
Bob Guyette (6-9 Jr. C)	12.7
Jimmy Dan Conner (6-4 Jr. F-G)	12.0
Mike Flynn (6-3 Jr. G)	11.5
Ronnie Lyons (5-10 Sr. G)	7.8

1974 Australian Exhibition Tour

(Not counted in won-lost record)

May 13	Tahitian National Team	116-62	W
May 17	Australia	87-97	L
May 18	Newcastle	90-78	W
May 19	N.S.W. All Stars	123-67	W
May 21	Illawarra Hawks	115-57	W
May 22	N.S.W. All Stars	106-50	W
May 23	A.C.T.	96-69	W
May 25	Bulleen Heidelberg	88-83	W
May 26	St. Kilda Business House	80-67	W
May 27	Nunawading	99-82	W
May 28	Melbourne	79-86	L
May 30	Gippsland All Stars	127-74	W
May 31	Bulleen Heidelberg	72-71	W
June 1	Laker All Stars	111-83	W
June 3	South Australian All Stars	109-96	W
June 4	South Australian All Stars	110-81	W
June 5	South Australian All Stars	111-84	W
June 6	Coburg	108-82	W
June 7	St. Kilda Business House	96-85	W

1923-1454

1974-75 (26-5, 15-3 SEC)

National Runner-Up | SEC Co-Champions | UKIT Champions |

Ranked 2nd AP, 4th UPI

Coach: Joe B. Hall | Captain: Jimmy Dan Conner

Nov. 30	NORTHWESTERN	16/NR	97-70	W
Dec. 2	at Miami, Ohio	16/3	80-73	W
Dec. 7	at Indiana	15/9	74-98	L
Dec. 9	1 North Carolina	15/9	90-78	W
Dec. 20	2 WASHINGTON STATE	20/NR	97-75	W
Dec. 21	2 OKLAHOMA STATE	20/NR	90-65	W

Dec. 23	1 Kansas	20/18	100-63	W
Dec. 28	1 Notre Dame	17/13	113-96	W
Jan. 4	* LSU	9/NR	115-80	W
Jan. 6	* at Georgia	9/NR	96-77	W
Jan. 11	* at Auburn	7/NR	85-90	L
Jan. 13	* TENNESSEE	7/18	88-82	W
Jan. 18	* at Ole Miss	10/NR	85-82	W
Jan. 20	* ALABAMA	10/7	74-69	W
Jan. 25	* FLORIDA	11/NR	87-65	W
Jan. 27	* at Vanderbilt	11/NR	91-90	W
Feb. 1	* MISSISSIPPI STATE	5/NR	112-79	W
Feb. 3	* at LSU	5/NR	77-76	W
Feb. 8	* GEORGIA	5/NR	75-61	W
Feb. 10	* AUBURN	5/NR	119-76	W
Feb. 15	* at Tennessee	4/NR	98-103	L
Feb. 17	* OLE MISS	4/NR	108-89	W
Feb. 22	* at Alabama	7/5	84-79	W
Feb. 24	* at Florida	7/NR	58-66	L
Mar. 1	* VANDERBILT	4/NR	109-84	W
Mar. 8	* at Mississippi State	6/NR	118-80	W

NCAA First Round (Tuscaloosa, Ala.)

Mar. 15	3 Marquette	6/5	76-54	W
---------	-------------	-----	-------	---

NCAA Midwest Regional (Dayton, Ohio)

Mar. 20	4 Central Michigan	5/NR	90-73	W
---------	--------------------	------	-------	---

Mar. 22	4 Indiana	5/3	92-90	W
---------	-----------	-----	-------	---

NCAA Final Four (San Diego)

Mar. 29	5 Syracuse	2/6	95-79	W
---------	------------	-----	-------	---

Mar. 31	5 UCLA	2/1	85-92	L
---------	--------	-----	-------	---

2858-2434

1 Freedom Hall (Louisville, Ky.)

2 UK Invitation Tournament (Lexington, Ky.)

3 Coleman Coliseum (Tuscaloosa, Ala.)

4 University of Dayton Arena (Dayton, Ohio)

5 San Diego Sports Arena (San Diego)

LEADING SCORERS

Kevin Grevey (6-5 Sr. F)	23.6
Jimmy Dan Conner (6-4 Sr. G)	12.4
Rick Robey (6-10 Fr. C)	10.4
Jack Givens (6-4 Fr. F)	9.4
Mike Flynn (6-3 Sr. G)	9.0
Bob Guyette (6-9 Sr. F)	8.6

1975-76 (20-10, 11-7 SEC)

NIT Champions | UKIT Champions

Coach: Joe B. Hall | Captain: Jack Givens

Dec. 1	at Northwestern	6/NR	77-89	L
Dec. 8	1 North Carolina	7/4	77-90	L
Dec. 10	MIAMI, OHIO	14/NR	91-69	W
Dec. 13	at Kansas	14/NR	54-48	W
Dec. 15	2 Indiana	14/1	68-77	L OT
Dec. 19	3 GEORGIA TECH	20/NR	66-64	W
Dec. 20	3 OREGON STATE	20/NR	82-74	W
Dec. 30	2 Notre Dame	NR/5	79-77	W
Jan. 3	* at Mississippi State	NR/NR	73-77	L
Jan. 5	* at Alabama	NR/8	63-76	L
Jan. 10	* TENNESSEE	NR/9	88-90	L OT
Jan. 12	* GEORGIA	NR/NR	92-76	W
Jan. 17	* VANDERBILT	NR/NR	77-76	W
Jan. 24	* at Florida	NR/NR	89-82	W
Jan. 26	* at Auburn	NR/NR	84-91	L OT
Jan. 31	* OLE MISS	NR/NR	89-81	W
Feb. 2	* LSU	NR/NR	85-71	W
Feb. 7	* at Tennessee	NR/8	85-92	L
Feb. 9	* at Georgia	NR/NR	81-86	L
Feb. 14	* at Vanderbilt	NR/NR	65-69	L
Feb. 21	* FLORIDA	NR/NR	96-89	W
Feb. 23	* AUBURN	NR/NR	93-82	W
Feb. 28	* at Ole Miss	NR/NR	94-87	W
Mar. 1	* at LSU	NR/NR	85-70	W
Mar. 6	* ALABAMA	NR/16	90-85	W
Mar. 8	* MISSISSIPPI STATE	NR/NR	94-93	W OT

NIT (New York)

Mar. 13	4 Niagara	NR/NR	67-61	W
---------	-----------	-------	-------	---



Mar. 16	4	Kansas State	NR/NR	81-78	W
Mar. 18	4	Providence	NR/NR	79-78	W
Mar. 21	4	Charlotte	NR/17	71-67	W

2415-2345

- 1 Charlotte Coliseum (Charlotte, N.C.)
 2 Freedom Hall (Louisville, Ky.)
 3 UK Invitation Tournament (Lexington, Ky.)
 4 Madison Square Garden (New York)

LEADING SCORERS

Jack Givens (6-4 So. F)	20.1
Mike Phillips (6-10 So. C)	15.6
Larry Johnson (6-2 Jr. G)	11.2
James Lee (6-5 So. F)	9.3
Rick Robey (6-10 So. C-F)*	15.6
Reggie Warford (6-1 Sr. G)	6.5

*Played in 12 games.

RUPP ARENA ERA (1976-PRES.)**1976-77 (26-4, 16-2 SEC)****SEC Co-Champions | Ranked 6th AP, 5th UPI**

Coach: Joe B. Hall | Captains: Larry Johnson and Merion Haskins

Nov. 27	WISCONSIN	6/NR	72-64	W
Dec. 2	TCU	5/NR	103-53	W
Dec. 6	at Indiana	5/4	66-51	W
Dec. 11	KANSAS	4/NR	90-63	W
Dec. 13	at South Carolina	4/NR	98-67	W
Dec. 17	1 BOWLING GREEN	3/NR	77-59	W
Dec. 18	1 UTAH	3/NR	68-70	L
Dec. 30	2 Notre Dame	6/2	102-78	W
Jan. 3	* GEORGIA	6/NR	64-59	W OT
Jan. 8	* at Vanderbilt	3/NR	64-62	W
Jan. 12	* TENNESSEE	2/NR	67-71	L OT
Jan. 15	* at Auburn	2/NR	75-68	W
Jan. 17	* at Florida	2/NR	73-71	W
Jan. 22	* LSU	6/NR	87-72	W
Jan. 24	* OLE MISS	6/NR	100-73	W
Jan. 29	* at Alabama	6/3	87-85	W
Jan. 31	* at Mississippi State	6/NR	92-85	W
Feb. 5	* VANDERBILT	3/NR	113-73	W
Feb. 7	2 Florida State	3/NR	97-57	W
Feb. 12	* AUBURN	3/NR	89-82	W
Feb. 14	* FLORIDA	3/NR	104-78	W
Feb. 19	* at LSU	2/NR	90-76	W
Feb. 21	* at Ole Miss	2/NR	81-69	W
Feb. 26	* ALABAMA	2/8	85-70	W
Feb. 28	* MISSISSIPPI STATE	2/NR	77-64	W
Mar. 5	* at Tennessee	2/11	79-81	L
Mar. 7	* at Georgia	2/NR	72-54	W

NCAA First Round (Philadelphia)

Mar. 12	3 Princeton	6/NR	72-58	W
---------	-------------	------	-------	---

NCAA East Regional (College Park, Md.)

Mar. 17	4 VMI	3/20	93-78	W
Mar. 19	4 North Carolina	3/5	72-79	L

2509-2070

- 1 UK Invitation Tournament (Lexington, Ky.)
 2 Freedom Hall (Louisville, Ky.)
 3 Palestra (Philadelphia)
 4 Cole Field House (College Park, Md.)

LEADING SCORERS

Jack Givens (6-4 Jr. F)	18.9
Rick Robey (6-10 Jr. F)	14.2
Mike Phillips (6-10 Jr. C)	12.2
Larry Johnson (6-3 Sr. G)	10.7
James Lee (6-5 Jr. F)	9.8
Jay Shidler (6-1 Fr. G)	7.8
Truman Claytor (6-1 So. G)	6.6

1977-78 (30-2, 16-2 SEC)**National Champions | SEC Champions | UKIT Champions | Ranked 1st AP, 1st UPI**

Coach: Joe B. Hall | Captains: Jack Givens and Rick Robey

Nov. 26	SMU	2/NR	110-86	W
---------	-----	------	--------	---

Dec. 5	INDIANA	1/NR	78-64	W
Dec. 10	at Kansas	1/19	73-66	W
Dec. 12	SOUTH CAROLINA	1/NR	84-65	W
Dec. 16	1 PORTLAND STATE	1/NR	114-88	W
Dec. 17	1 ST. JOHN'S	1/NR	102-72	W
Dec. 23	IONA	1/NR	104-65	W
Dec. 31	2 Notre Dame	1/4	73-68	W
Jan. 2	* VANDERBILT	1/NR	72-59	W
Jan. 7	* at Florida	1/NR	86-67	W
Jan. 9	* at Auburn	1/NR	101-77	W
Jan. 14	* LSU	1/NR	96-76	W
Jan. 16	* OLE MISS	1/NR	76-56	W
Jan. 21	* at Mississippi State	1/NR	75-65	W
Jan. 23	* at Alabama	1/NR	62-78	L
Jan. 30	* GEORGIA	1/NR	90-73	W
Feb. 4	* FLORIDA	1/NR	88-61	W
Feb. 6	* AUBURN	1/NR	104-81	W
Feb. 11	* at LSU	1/NR	94-95	L OT
Feb. 13	* at Ole Miss	1/NR	64-52	W
Feb. 15	* TENNESSEE	3/NR	90-77	W
Feb. 18	* MISSISSIPPI STATE	3/NR	58-56	W
Feb. 20	* ALABAMA	3/NR	97-84	W
Feb. 25	* at Tennessee	2/NR	68-57	W
Feb. 27	* at Georgia	2/NR	78-67	W
Mar. 4	UNLV	1/NR	92-70	W
Mar. 6	* at Vanderbilt	1/NR	78-68	W

NCAA First Round (Knoxville, Tenn.)

Mar. 11	3 Florida State	1/13	85-76	W
---------	-----------------	------	-------	---

NCAA Midwest Regional (Dayton, Ohio)

Mar. 16	4 Miami, Ohio	1/19	91-69	W
Mar. 18	4 Michigan State	1/4	52-49	W

NCAA Final Four (St. Louis)

Mar. 25	5 Arkansas	1/5	64-59	W
Mar. 27	5 Duke	1/7	94-88	W

2693-2234

- 1 UK Invitation Tournament (Lexington, Ky.)
 2 Freedom Hall (Louisville, Ky.)
 3 Stokely Center (Knoxville, Tenn.)
 4 University of Dayton Arena (Dayton, Ohio)
 5 Checkerdome (St. Louis)

LEADING SCORERS

Jack Givens (6-4 Sr. F)	18.1
Rick Robey (6-10 Sr. F)	14.4
Kyle Macy (6-3 So. G)	12.5
James Lee (6-5 Sr. F)	11.3
Mike Phillips (6-10 Sr. C)	10.2
Truman Claytor (6-1 Jr. G)	6.9

1978 Japan Exhibition Tour

(Not counted in win-loss record)

July 13	Japan National (at Tokyo)	104-71	W
July 15	Japan National (at Niigata)	102-89	W
July 18	Japan National (at Nagoya)	97-59	W
July 19	Japan National (at Osaka)	87-82	W
July 20	Japan National (at Fukuoka)	88-61	W
July 22	Japan National (at Nagasaki)	122-79	W
July 24	Japan National (at Tokyo)	125-57	W

705-498

1978-79 (19-12, 10-8 SEC)

Coach: Joe B. Hall | Captains: Dwane Casey and Truman Claytor

Dec. 2	LASALLE	10/NR	109-77	W
Dec. 4	WEST TEXAS	10/NR	121-67	W
Dec. 9	KANSAS	10/5	67-66	W OT
Dec. 16	at Indiana	6/NR	67-68	L OT
Dec. 22	1 TEXAS A&M	11/17	69-73	L
Dec. 23	1 SYRACUSE	11/8	94-87	W
Dec. 30	2 Notre Dame	13/2	81-76	W
Jan. 3	* at Florida	9/NR	65-76	L
Jan. 6	* LSU	9/7	89-93	L
Jan. 8	* OLE MISS	9/NR	90-64	W
Jan. 13	* at Alabama	17/NR	52-55	L
Jan. 15	* at Mississippi State	17/NR	61-63	L
Jan. 20	* TENNESSEE	NR/NR	55-66	L



Jan. 22	*	GEORGIA	NR/NR	73-64	W
Jan. 25	*	at Auburn	NR/NR	86-83	W OT
Jan. 27	*	FLORIDA	NR/NR	87-81	W
Jan. 29	*	AUBURN	NR/NR	66-59	W
Feb. 3	*	at LSU	NR/9	61-70	L
Feb. 5	*	at Ole Miss	NR/NR	87-82	W
Feb. 7	*	at Vanderbilt	NR/17	58-68	L
Feb. 10	*	ALABAMA	NR/16	80-71	W
Feb. 12	*	MISSISSIPPI STATE	NR/NR	80-65	W
Feb. 17	*	at Tennessee	NR/NR	84-101	L
Feb. 19	*	at Georgia	NR/NR	90-74	W
Feb. 23	*	VANDERBILT	NR/NR	96-70	W
Feb. 25		at South Carolina	NR/19	79-74	W

SEC Tournament (Birmingham, Ala.)					
Feb. 28	3	Ole Miss	NR/NR	82-77	W
Mar. 1	3	Alabama	NR/NR	101-100	W
Mar. 2	3	LSU	NR/8	80-67	W
Mar. 3	3	Tennessee	NR/NR	69-75	L OT

NIT (Lexington, Ky.)					
Mar. 7		Clemson	NR/NR	67-68	L OT
2446-2280					

- 1 UK Invitation Tournament (Lexington, Ky.)
- 2 Freedom Hall (Louisville, Ky.)
- 3 Birmingham-Jefferson Civic Center (Birmingham, Ala.)

LEADING SCORERS					
Kyle Macy (6-3 Jr. G)					15.2
Dwight Anderson (6-3 Fr. G)					13.3
LaVon Williams (6-6 So. F)					11.5
Fred Cowan (6-8 So. C-F)					9.4
Truman Claytor (6-1 Sr. G)					8.7

1979-80 (29-6, 15-3 SEC)

SEC Champions UKIT Champions Great Alaska Shootout Champions Ranked 4th AP, 3rd UPI					
Coach: Joe B. Hall Captain: Kyle Macy					

Nov. 17	1	Duke	2/3	76-82	L OT
Nov. 30	2	Bradley	2/NR	79-58	W
Dec. 1	2	Alaska	2/NR	97-68	W
Dec. 2	2	Iona	2/NR	57-50	W
Dec. 8		BAYLOR	5/NR	80-46	W
Dec. 10		SOUTH CAROLINA	5/NR	126-81	W
Dec. 12		at Kansas	5/NR	57-56	W
Dec. 15		INDIANA	5/1	69-58	W
Dec. 17	3*	Georgia	5/NR	95-69	W
Dec. 21	4	CALIFORNIA	3/NR	78-52	W
Dec. 22	4	PURDUE	3/9	61-60	W
Dec. 29	5	Notre Dame	2/3	86-80	W
Jan. 2	*	AUBURN	2/NR	67-65	W
Jan. 5	*	at Tennessee	2/NR	47-49	L
Jan. 9	*	at Ole Miss	4/NR	79-73	W
Jan. 12	*	ALABAMA	4/NR	64-78	L
Jan. 17	*	at Florida	6/NR	76-63	W
Jan. 19	*	VANDERBILT	6/NR	106-90	W
Jan. 23	*	at Mississippi State	5/NR	89-67	W
Jan. 26	*	GEORGIA	5/NR	56-49	W
Jan. 28	*	LSU	5/11	60-65	L
Jan. 30	*	at Auburn	3/NR	64-62	L
Feb. 2	*	TENNESSEE	3/NR	83-75	W
Feb. 6	*	OLE MISS	6/NR	86-72	W
Feb. 9	*	at Alabama	6/NR	72-63	W
Feb. 13	*	FLORIDA	5/NR	95-70	W
Feb. 15	*	at Vanderbilt	5/NR	91-73	W
Feb. 17		at UNLV	5/NR	74-69	W
Feb. 20	*	MISSISSIPPI STATE	3/NR	71-65	W
Feb. 24	*	at LSU	3/5	76-74	W OT

SEC Tournament (Birmingham, Ala.)					
Feb. 28	6	Auburn	2/NR	69-61	W
Feb. 29	6	Ole Miss	2/NR	70-67	W
Mar. 1	6	LSU	2/5	78-80	L
NCAA Second Round (Bowling Green, Ky.)					
Mar. 8	7	Florida State	4/NR	97-78	W
NCAA Mid-east Regional (Lexington, Ky.)					
Mar. 13		Duke	4/14	54-55	L
2685-2323					

- 1 Hall of Fame Classic (Springfield, Mass.)
- 2 Great Alaskan Shootout (Anchorage, Alaska)
- 3 Omni (Atlanta)
- 4 UK Invitation Tournament (Lexington, Ky.)
- 5 Freedom Hall (Louisville, Ky.)
- 6 Birmingham-Jefferson Civic Center (Birmingham, Ala.)
- 7 Diddle Arena (Bowling Green, Ky.)

LEADING SCORERS					
Kyle Macy (6-3 Sr. G)					15.4
Sam Bowie (7-1 Fr. C)					12.9
Fred Cowan (6-8 Jr. F)					12.5
LaVon Williams (6-7 Sr. F)					7.5
Jay Shidler (6-1 Sr. G)					6.2

1980-81 (22-6, 15-3 SEC)

UKIT Champions Ranked 8th AP, 8th UPI					
Coach: Joe B. Hall Captain: Chuck Verderber					

Nov. 29		EAST TENNESSEE STATE	1/NR	62-57	W
Dec. 3		OHIO STATE	2/9	70-64	W
Dec. 6		at Indiana	2/5	68-66	W
Dec. 13		KANSAS	2/NR	87-73	W
Dec. 19	1	ALASKA	2/NR	91-56	W
Dec. 20	1	UAB (finals)	2/NR	61-53	W
Dec. 27	2	Notre Dame	2/8	61-67	L
Dec. 30		MAINE	5/NR	100-54	W
Jan. 3	*	GEORGIA	5/NR	76-62	W
Jan. 7	*	at Auburn	4/NR	79-66	W
Jan. 10	*	TENNESSEE	4/13	48-47	W
Jan. 14	*	OLE MISS	3/NR	64-55	W
Jan. 17	*	at Alabama	3/NR	55-59	L
Jan. 19	*	at LSU	3/6	67-81	L
Jan. 21	*	FLORIDA	6/NR	102-48	W
Jan. 24	*	at Vanderbilt	6/NR	78-64	W
Jan. 28	*	MISSISSIPPI STATE	7/NR	71-64	W
Jan. 31	*	at Georgia	7/NR	71-68	W 2ot
Feb. 4	*	AUBURN	6/NR	102-74	W
Feb. 7	*	at Tennessee	6/10	71-87	L
Feb. 11	*	at Ole Miss	11/NR	62-55	W
Feb. 14	*	ALABAMA	11/NR	77-62	W
Feb. 18	*	at Florida	10/NR	69-56	W
Feb. 21	*	VANDERBILT	10/NR	80-48	W
Feb. 25	*	at Mississippi State	9/NR	78-74	W
Mar. 1	*	LSU	9/2	73-71	W

SEC Tournament (Birmingham, Ala.)					
Mar. 5	3	Vanderbilt	7/NR	55-60	L
NCAA Second Round (Tuscaloosa, Ala.)					
Mar. 15	4	UAB	8/NR	62-69	L
2040-1760					

- 1 UK Invitation Tournament (Lexington, Ky.)
- 2 Freedom Hall (Louisville, Ky.)
- 3 Birmingham-Jefferson Civic Center (Birmingham, Ala.)
- 4 Coleman Coliseum (Tuscaloosa, Ala.)

LEADING SCORERS					
Sam Bowie (7-1 So. C)					17.4
Dirk Minniefield (6-3 So. G)					10.4
Derrick Hord (6-6 So. G-F)					8.9
Fred Cowan (6-8 Sr. F)					8.2
Chuck Verderber (6-6 Jr. F)					7.5

1981-82 (22-8, 13-5 SEC)

SEC Co-Champions UKIT Champions Ranked 8th AP, 9th UPI					
Coach: Joe B. Hall Captain: Chuck Verderber					

Nov. 28		AKRON	3/NR	83-64	W
Dec. 5		at Ohio State	2/NR	78-62	W
Dec. 8		INDIANA	2/10	85-69	W
Dec. 12		at Kansas	2/NR	77-74	W OT
Dec. 18	1	JACKSONVILLE	2/NR	107-91	W
Dec. 19	1	SETON HALL	2/NR	98-74	W
Dec. 26	2	North Carolina	2/1	69-82	L
Dec. 29	3	Notre Dame	4/NR	34-28	W OT
Jan. 2	*	at Georgia	4/NR	68-66	W
Jan. 6	*	AUBURN	3/NR	83-71	W
Jan. 9	*	at Tennessee	3/NR	66-70	L



ALL-TIME RESULTS

Jan. 13	*	at Ole Miss	6/NR	65-67	L
Jan. 16	*	ALABAMA	6/13	86-69	W
Jan. 20	*	at Florida	9/NR	91-76	W
Jan. 23	*	VANDERBILT	9/NR	67-58	W
Jan. 25	*	LSU	9/NR	76-65	W
Jan. 27	*	at Mississippi State	7/NR	51-56	L
Jan. 30	*	GEORGIA	7/NR	82-73	W
Feb. 3	*	at Auburn	9/NR	81-83	L OT
Feb. 6	*	TENNESSEE	9/16	77-67	W
Feb. 10	*	OLE MISS	12/NR	56-49	W
Feb. 13	*	at Alabama	12/10	72-62	W
Feb. 17	*	FLORIDA	10/NR	84-78	W
Feb. 20	*	at Vanderbilt	10/NR	73-69	W
Feb. 24	*	MISSISSIPPI STATE	7/NR	71-54	W
Feb. 27	*	at LSU	7/NR	78-94	L

SEC Tournament (Lexington, Ky.)

Mar. 4	AUBURN	15/NR	89-66	W
Mar. 5	OLE MISS	15/NR	62-58	W
Mar. 6	ALABAMA	15/18	46-48	L

NCAA First Round (Nashville, Tenn.)

Mar. 11	Middle Tennessee	15/NR	44-50	L
---------	------------------	-------	-------	---

2199-1993

- 1 UK Invitation Tournament (Lexington, Ky.)
- 2 Continental Arena (East Rutherford, N.J.)
- 3 Freedom Hall (Louisville, Ky.)
- 4 Memorial Gymnasium (Nashville, Tenn.)

LEADING SCORERS

Derrick Hord (6-6 Jr. F)	16.3
Jim Master (6-5 So. G)	13.4
Melvin Turpin (6-10 So. C)	13.1
Dirk Minniefield (6-3 Jr. G)	11.3
Charles Hurt (6-6 Jr. F)	6.6

1982 Japan Exhibition Tour

(not counted in win-loss record)

July 1	W. Germany (Kariya)	84-73	W
July 2	France (Kyotta)	77-65	W
July 4	W. Germany (Sapporo)	82-72	W
July 7	Japan (Akita)	86-66	W
July 10	France (Moebashi)	86-83	W
July 11	Japan (Tokyo)	106-71	W

Note: the Wildcats also toured Taiwan and Hong Kong during the 1982 trip. The following are results of games played there:

July 12	China #2 (Taipei)	86-63	W
July 15	China #1 (Hong Kong)	119-48	W

1982-83 (23-8, 13-5 SEC)**SEC Champions | UKIT Champions | Ranked 12th AP, 12th UPI**

Coach: Joe B. Hall | Captain: Charles Hurt

Nov. 27	BUTLER	4/NR	90-53	W
Dec. 1	at Notre Dame	3/NR	58-45	W
Dec. 4	VILLANOVA	3/4	93-79	W
Dec. 7	DETROIT	2/NR	83-46	W
Dec. 11	ILLINOIS	2/NR	76-57	W
Dec. 17	1 DUQUESNE	2/NR	55-42	W
Dec. 18	1 TULANE	2/NR	80-61	W
Dec. 22	at Indiana	2/5	59-62	L
Dec. 29	2 Kansas	NR/NR	83-62	W
Jan. 3	* OLE MISS	NR/NR	72-60	W
Jan. 5	* LSU	NR/NR	52-50	W
Jan. 8	* at Alabama	NR/5	67-74	L
Jan. 10	* at Mississippi State	NR/NR	59-53	W OT
Jan. 15	* AUBURN	NR/NR	67-75	L
Jan. 17	* FLORIDA	NR/NR	70-63	W
Jan. 22	* at Vanderbilt	NR/NR	82-77	W OT
Jan. 29	* at Georgia	NR/NR	63-70	L
Jan. 31	* at Tennessee	NR/NR	63-65	L
Feb. 5	* ALABAMA	NR/NR	76-70	W
Feb. 8	* MISSISSIPPI STATE	NR/NR	88-67	W
Feb. 12	* at Auburn	NR/NR	71-69	W
Feb. 14	* at Florida	NR/NR	73-61	W
Feb. 19	* VANDERBILT	NR/NR	82-63	W
Feb. 26	* GEORGIA	NR/NR	81-72	W
Feb. 27	* TENNESSEE	NR/20	69-61	W

Mar. 3	*	at Ole Miss	NR/NR	61-58	W
Mar. 5	*	at LSU	NR/NR	60-74	L

SEC Tournament (Birmingham, Ala.)

Mar. 11	3	Alabama	NR/NR	64-69	L
---------	---	---------	-------	-------	---

NCAA Second Round (Tampa, Fla.)

Mar. 19	4	Ohio	NR/NR	57-40	W
---------	---	------	-------	-------	---

NCAA Mideast Region (Knoxville, Tenn.)

Mar. 24	5	Indiana	NR/5	64-59	W
Mar. 26	5	Louisville	NR/2	68-80	L OT

2186-1937

- 1 UK Invitation Tournament (Lexington, Ky.)
- 2 Freedom Hall (Louisville, Ky.)
- 3 Birmingham-Jefferson Civic Center (Birmingham, Ala.)
- 4 Sun Dome (Tampa, Fla.)
- 5 Stokely Center (Knoxville, Tenn.)

LEADING SCORERS

Melvin Turpin (6-11 Jr. C)	15.1
Jim Master (6-5 Jr. G)	12.5
Derrick Hord (6-6 Sr. F)	8.9
Dirk Minniefield (6-3 Sr. G)	8.6
Charles Hurt (6-6 Sr. F)	8.2

1983-84 (29-5, 14-4 SEC)**NCAA Final Four | SEC Champions | SEC Tournament Champions |****UKIT Champions | Ranked 3rd AP, 3rd UPI**

Coach: Joe B. Hall | Captain: Dickey Beal

Nov. 26	LOUISVILLE	2/6	65-44	W
Dec. 3	INDIANA	1/NR	59-54	W
Dec. 10	at Kansas	2/NR	72-50	W
Dec. 16	1 WYOMING	2/NR	66-40	W
Dec. 17	1 BYU	2/NR	93-59	W
Dec. 20	at Cincinnati	2/NR	24-11	W
Dec. 24	at Illinois	2/NR	56-54	W
Dec. 28	2 Purdue	2/18	86-67	W
Jan. 2	* at Ole Miss	2/NR	68-55	W
Jan. 7	* at LSU	2/9	96-80	W
Jan. 9	* ALABAMA	2/NR	76-66	W
Jan. 11	* MISSISSIPPI STATE	2/NR	51-42	W
Jan. 13	* at Auburn	2/NR	63-82	L
Jan. 17	* at Florida	3/NR	57-69	L
Jan. 20	* VANDERBILT	3/NR	67-46	W
Jan. 22	HOUSTON	3/4	74-67	W
Jan. 28	* GEORGIA	3/18	64-40	W
Jan. 30	* TENNESSEE	3/NR	93-74	W
Feb. 4	* at Alabama	3/NR	62-69	L
Feb. 6	* at Mississippi State	3/NR	77-58	W
Feb. 11	* AUBURN	6/16	84-64	W
Feb. 13	* FLORIDA	6/NR	67-65	W
Feb. 19	* at Vanderbilt	6/NR	58-54	W
Feb. 25	* at Georgia	4/NR	66-64	W
Feb. 27	* at Tennessee	4/NR	58-63	L
Mar. 1	* OLE MISS	3/NR	76-57	W
Mar. 3	* LSU	3/NR	90-68	W

SEC Tournament (Nashville, Tenn.)

Mar. 8	3	Georgia	3/NR	92-79	W
--------	---	---------	------	-------	---

Mar. 9	3	Alabama	3/NR	48-46	W
--------	---	---------	------	-------	---

Mar. 10	3	Auburn	3/NR	51-49	W
---------	---	--------	------	-------	---

NCAA Second Round (Birmingham, Ala.)

Mar. 17	4	BYU	3/NR	93-68	W
---------	---	-----	------	-------	---

NCAA Mideast Region (Lexington, Ky.)

Mar. 22	Louisville	3/NR	72-67	W
---------	------------	------	-------	---

Mar. 24	Illinois	3/6	54-51	W
---------	----------	-----	-------	---

NCAA Final Four (Seattle)

Mar. 31	5	Georgetown	3/2	40-53	L
---------	---	------------	-----	-------	---

2318-1975

- 1 UK Invitation Tournament (Lexington, Ky.)
- 2 Freedom Hall (Louisville, Ky.)
- 3 Memorial Gymnasium (Nashville, Tenn.)
- 4 Birmingham-Jefferson Civic Center (Birmingham, Ala.)
- 5 Kingdome (Seattle)

LEADING SCORERS

Melvin Turpin (6-11 Sr. C)	15.2
Kenny Walker (6-8 So. F)	12.4



Sam Bowie (7-1 Sr. F)	10.5
Jim Master (6-5 Sr. G)	9.6
Winston Bennett (6-7 Fr. F)	6.5

1984-85 (18-13, 11-7 SEC)

UKIT Champions				
Coach: Joe B. Hall Captains: Winston Bennett and Kenny Walker				
Nov. 27	TOLEDO	NR/NR	63-54	W
Dec. 1	at Purdue	NR/NR	56-66	L
Dec. 4	SMU	NR/9	54-56	L
Dec. 8	at Indiana	NR/11	68-81	L
Dec. 15	at Louisville	NR/14	64-71	L
Dec. 21	1 ETSU	NR/NR	69-54	W
Dec. 22	1 CINCINNATI	NR/NR	66-55	W
Dec. 31	2 Kansas	NR/12	92-89	W
Jan. 2	* AUBURN	NR/NR	68-61	W
Jan. 5	N.C. STATE	NR/17	78-62	W
Jan. 7	* VANDERBILT	NR/NR	75-58	W
Jan. 9	* at Ole Miss	NR/NR	57-45	W
Jan. 12	* at Alabama	NR/NR	58-60	L
Jan. 16	* MISSISSIPPI STATE	NR/NR	58-57	W
Jan. 19	* FLORIDA	NR/NR	55-67	L
Jan. 23	* at Georgia	NR/NR	73-81	L
Jan. 27	* at Tennessee	NR/NR	65-81	L
Jan. 31	* LSU	NR/NR	53-43	W
Feb. 2	* at Auburn	NR/NR	49-47	W
Feb. 7	* at Vanderbilt	NR/NR	68-62	W
Feb. 9	* OLE MISS	NR/NR	67-52	W
Feb. 13	* ALABAMA	NR/NR	51-48	W
Feb. 16	* at Mississippi State	NR/NR	69-82	L
Feb. 20	* at Florida	NR/NR	76-68	W
Feb. 24	* GEORGIA	NR/18	77-79	L
Feb. 28	* TENNESSEE	NR/NR	92-67	W
Mar. 2	* at LSU	NR/NR	61-67	L

Jan. 6	* at Auburn	12/NR	56-60	L
Jan. 8	* OLE MISS	11/NR	75-58	W
Jan. 11	* ALABAMA	11/NR	76-52	W
Jan. 15	* at Mississippi State	11/NR	64-52	W
Jan. 18	* at Florida	11/NR	72-55	W
Jan. 23	* GEORGIA	11/NR	74-69	W
Jan. 25	* TENNESSEE	11/NR	74-57	W
Jan. 29	* at LSU	8/17	54-52	W
Jan. 31	* AUBURN	8/NR	81-71	W
Feb. 2	at North Carolina St.	8/NR	51-54	L
Feb. 5	* VANDERBILT	12/NR	73-65	W
Feb. 8	* at Ole Miss	12/NR	62-58	W
Feb. 13	* at Alabama	11/18	73-71	W
Feb. 15	* MISSISSIPPI STATE	11/NR	88-62	W
Feb. 19	* FLORIDA	8/NR	80-69	W
Feb. 22	* at Georgia	8/NR	80-75	W
Feb. 27	* at Tennessee	5/NR	62-60	W
Mar. 1	* LSU	5/NR	68-57	W

SEC Tournament (Lexington, Ky.)				
Mar. 6	Ole Miss	3/NR	95-69	W
Mar. 7	LSU	3/NR	61-58	W
Mar. 8	Alabama	3/NR	83-72	W

NCAA First/Second Round (Charlotte, N.C.)				
Mar. 14	3 Davidson	3/NR	75-55	W
Mar. 16	3 Western Kentucky	3/NR	71-64	W

NCAA Southeast Regional (Atlanta)				
Mar. 20	4 Alabama	3/NR	68-63	L
Mar. 22	4 LSU	3/NR	57-59	L

2666-2210

- 1 UK Invitation Tournament (Lexington, Ky.)
- 2 Freedom Hall (Louisville, Ky.)
- 3 Charlotte Coliseum (Charlotte, N.C.)
- 4 The Omni (Atlanta)

LEADING SCORERS				
Kenny Walker (6-8 Sr. F)	20.0			
Winston Bennett (6-7 Jr. F)	12.7			
Ed Davender (6-2 So. G)	11.5			
James Blackmon (6-3 Jr. G)	9.4			
Roger Harden (6-1 Sr. G)	6.8			

1986 Japan Tour (Not counted in Won-Loss Record)				
June 21	*Japan	80-55	W	
June 22	*Finland	87-67	W	
June 24	Finland (Sendai)	82-65	W	
June 26	Japan (Niigata)	79-73	W	
June 28	Finland (Ohtsu)	80-56	W	
June 29	Czechoslovakia (Sapporo)	74-80	L	
July 2	S. China (Hong Kong)	87-45	W	
* Kirin World Tournament (Tokyo)				

1986-87 (18-11, 10-8 SEC)

UKIT Champions				
Coach: Eddie Sutton Captains: James Blackmon, Paul Andrews				
Nov. 29	AUSTIN PEAY	11/NR	71-69	W
Dec. 2	TEXAS TECH	13/NR	66-60	W
Dec. 6	at Indiana	13/3	66-71	L
Dec. 13	LAMAR	19/NR	71-56	W
Dec. 19	1 IONA	18/NR	75-59	W
Dec. 20	1 BOSTON U.	18/NR	81-69	W
Dec. 27	at Louisville	18/NR	85-51	W
Dec. 30	2* Georgia	11/NR	65-69	L
Jan. 3	* at Auburn	11/5	63-60	W
Jan. 7	* ALABAMA	9/NR	55-69	L
Jan. 10	* at Tennessee	9/NR	68-75	L
Jan. 12	* at Mississippi State	9/NR	57-49	W
Jan. 14	* FLORIDA	NR/NR	67-62	W
Jan. 18	* LSU	NR/NR	41-76	L
Jan. 21	* at Vanderbilt	NR/NR	71-65	W
Jan. 25	NAVY	NR/18	80-69	W
Jan. 29	* at Ole Miss	NR/NR	65-76	L
Jan. 31	* MISSISSIPPI STATE	NR/NR	50-36	W
Feb. 4	* AUBURN	NR/20	75-71	W
Feb. 7	* at Alabama	NR/9	70-69	W

SEC Tournament (Birmingham, Ala.)				
Mar. 7	3 Florida	NR/NR	55-58	L

NCAA First/Second Round (Salt Lake City)				
Mar. 14	4 Washington	NR/NR	66-58	W
Mar. 16	4 UNLV	NR/9	64-61	W

NCAA West Regional (Denver)				
Mar. 22	5 St. John's	NR/3	70-86	L

2037-1976

- 1 UK Invitation Tournament (Lexington, Ky.)
- 2 Freedom Hall (Louisville, Ky.)
- 3 Birmingham-Jefferson Civic Center (Birmingham, Ala.)
- 4 Huntsman Center (Salt Lake City)
- 5 McNichols Arena (Denver)

LEADING SCORERS				
Kenny Walker (6-8 Jr. F)	22.9			
Ed Davender (6-1 Fr. G)	8.5			
Winston Bennett (6-7 So. F)	7.2			
Bret Bearup (6-9 Sr. C)	6.3			
James Blackmon (6-2 So. G)	5.4			
Roger Harden (6-1 Jr. G)	5.3			

EDDIE SUTTON ERA (1986-89)

1985-86 (32-4, 17-1 SEC)

SEC Champions SEC Tournament Champions Ranked 3rd AP, 3rd UPI				
Coach: Eddie Sutton				
Captains: Kenny Walker, Roger Harden and Leroy Byrd				
Nov. 22	NORTHWESTERN STATE	11/NR	77-58	W
Nov. 26	at Chaminade	10/NR	89-57	W
Nov. 27	at Hawaii	10/NR	98-65	W
Dec. 3	Cincinnati	9/NR	84-54	W
Dec. 7	Indiana	9/19	63-58	W
Dec. 14	at Kansas	9/7	66-83	L
Dec. 20	1 EAST CAROLINA	13/NR	86-52	W
Dec. 21	1 PEPPERDINE	13/NR	88-56	W
Dec. 28	LOUISVILLE	13/15	69-64	W
Dec. 30	2 vs. VMI	13/NR	93-55	W
Jan. 4	* at Vanderbilt	12/NR	80-71	W



ALL-TIME RESULTS

Feb. 11	*	TENNESSEE	NR/NR	91-84	W	OT
Feb. 14	*	at Florida	NR/19	56-74	L	
Feb. 19	*	VANDERBILT	NR/NR	65-54	W	
Feb. 21	*	at LSU	NR/NR	52-65	L	
Feb. 25	*	at Georgia	NR/NR	71-79	L	
Feb. 28	*	OLE MISS	NR/NR	64-63	W	
Mar. 1		OKLAHOMA	NR/12	75-74	W	

SEC Tournament (Atlanta)

Mar. 6	3	Auburn	NR/NR	72-79	L	
--------	---	--------	-------	-------	---	--

NCAA First/Second Rounds (Atlanta)

Mar. 13	3	Ohio State	NR/NR	77-91	L	
---------	---	------------	-------	-------	---	--

1965-1944

1 UK Invitation Tournament (Lexington, Ky.)

2 Freedom Hall (Louisville, Ky.)

3 The Omni (Atlanta)

LEADING SCORERS

Rex Chapman (6-4 Fr. G)	16.0
Ed Davender (6-3 Jr. G)	15.2
Richard Madison (6-7 Jr. F)	9.1
James Blackmon (6-3 Sr. G)	8.4
Robert Lock (6-11 Jr. C)	7.5

1987-88 (25-5, 13-5 SEC)***UKIT Champions | Ranked 6th AP, 6th UPI**

Coach: Eddie Sutton | Captains: Winston Bennett, Ed Davender, Cedric Jenkins, Rob Lock, Richard Madison

Nov. 28		HAWAII	5/NR	86-59	W	
Dec. 1		CINCINNATI	2/NR	101-77	W	
Dec. 5	1	Indiana	2/5	82-76	W	OT
Dec. 12		LOUISVILLE	1/NR	76-75	W	
Dec. 18	2	MIAMI, OHIO	1/NR	85-71	W	
Dec. 19	2	CHARLOTTE	1/NR	84-81	W	
Dec. 28		ALASKA	2/NR	100-58	W	
Dec. 31	*	VANDERBILT	2/NR	81-74	W	
Jan. 2	*	at Georgia	2/NR	84-77	W	
Jan. 6	*	MISSISSIPPI STATE	1/NR	93-52	W	
Jan. 9	*	AUBURN	1/NR	52-53	L	
Jan. 13	*	at Alabama	5/NR	63-55	W	
Jan. 16	*	TENNESSEE	5/NR	83-65	W	
Jan. 20	*	FLORIDA	4/NR	56-58	L	
Jan. 23	*	at LSU	4/NR	76-61	W	
Jan. 27	*	at Vanderbilt	9/NR	66-83	L	
Jan. 31	3	Notre Dame	9/NR	78-69	W	
Feb. 3	*	OLE MISS	10/NR	94-65	W	
Feb. 6	*	at Mississippi State	10/NR	83-59	W	
Feb. 10	*	at Auburn	10/NR	69-62	W	
Feb. 13	*	ALABAMA	10/NR	82-68	W	
Feb. 17	*	at Tennessee	9/NR	70-72	L	
Feb. 20	*	at Florida	9/NR	76-83	L	
Feb. 24	*	LSU	12/NR	95-69	W	
Feb. 28		SYRACUSE	12/10	62-58	W	
Mar. 2	*	GEORGIA	8/NR	80-72	W	
Mar. 5	*	at Ole Miss	8/NR	78-71	W	

SEC Tournament (Baton Rouge)

Mar. 11	4	Ole Miss	6/NR	82-64	W	
Mar. 12	4	LSU	6/NR	86-80	W	
Mar. 13	4	Georgia	6/NR	62-57	W	

2365-2024

1 RCA Dome (Indianapolis)

2 UK Invitation Tournament (Lexington, Ky.)

3 Freedom Hall (Louisville, Ky.)

4 Pete Maravich Assembly Center (Baton Rouge, La.)

LEADING SCORERS

Rex Chapman (6-4 So. G)	19.0
Ed Davender (6-3 Sr. G)	15.7
Winston Bennett (6-7 Sr. F)	15.3
Rob Lock (6-11 Sr. C)	10.9
Eric Manuel (6-6 Fr. F)	7.1

*As part of sanctions imposed upon the UK basketball program in 1989, the NCAA ordered Kentucky to erase from the record three NCAA tournament games from the 1987-88 season. Kentucky's 99-84 win over Southern, a 90-81 win over Maryland and an 80-74 loss to Villanova have been deleted from the records, thus changing the 1987-88 season record from 27-6 to 25-5.

The presidents of the Southeastern Conference institutions voted to strip Kentucky of the 1987-88 SEC regular season and SEC Tournament championships. Kentucky was not forced to forfeit any of those regular season or tournament games.

1988-89 (13-19, 8-10 SEC)

Coach: Eddie Sutton | Captain: Mike Scott

Nov. 19	1	Duke	NR/1	55-80	L	
Nov. 25	2	Iona	NR/NR	56-54	W	
Nov. 26	2	Seton Hall	NR/NR	60-63	L	
Nov. 28	2	California	NR/NR	89-71	W	
Dec. 3	3	Notre Dame	NR/NR	65-81	L	
Dec. 7		NORTHWESTERN STATE	NR/NR	82-85	L	
Dec. 10		WESTERN CAROLINA	NR/NR	78-60	W	
Dec. 16	4	Bowling Green	NR/NR	54-56	L	
Dec. 17	4	MARSHALL	NR/NR	91-78	W	
Dec. 20		INDIANA	NR/NR	52-75	L	
Dec. 27	5	Austin Peay	NR/NR	85-77	W	
Dec. 31		at Louisville	NR/14	75-97	L	
Jan. 4	*	GEORGIA	NR/NR	76-65	W	
Jan. 7	*	VANDERBILT	NR/NR	70-61	W	
Jan. 12	*	at Florida	NR/NR	69-56	W	
Jan. 14	*	LSU	NR/NR	62-64	L	
Jan. 18	*	at Alabama	NR/NR	64-76	L	
Jan. 21	*	at Tennessee	NR/17	66-65	W	
Jan. 25	*	AUBURN	NR/NR	86-76	W	
Jan. 28	*	at Ole Miss	NR/NR	65-70	L	
Feb. 1	*	MISSISSIPPI STATE	NR/NR	73-61	W	
Feb. 5	*	at Georgia	NR/NR	72-84	L	
Feb. 8	*	at Vanderbilt	NR/NR	51-81	L	
Feb. 11	*	FLORIDA	NR/NR	53-59	L	
Feb. 15	*	at LSU	NR/NR	80-99	L	
Feb. 18	*	ALABAMA	NR/NR	67-71	L	
Feb. 20	*	at Auburn	NR/NR	75-77	L	
Feb. 22	*	TENNESSEE	NR/NR	76-71	W	
Feb. 26		at Syracuse	NR/6	73-89	L	
Mar. 1	*	OLE MISS	NR/NR	70-69	W	
Mar. 4	*	at Mississippi State	NR/NR	67-68	L	

SEC Tournament (Knoxville, Tenn.)

Mar. 10	6	Vanderbilt	NR/NR	63-77	L	
---------	---	------------	-------	-------	---	--

2220-2316

1 Tip-off Classic (Springfield, Mass.)

2 Great Alaska Shootout (Anchorage, Alaska)

3 RCA Dome (Indianapolis)

4 UK Invitation Tournament (Lexington, Ky.)

5 Freedom Hall (Louisville, Ky.)

6 Thompson-Boling Arena (Knoxville, Tenn.)

LEADING SCORERS

LeRon Ellis (6-10 So. C)	16.0
Chris Mills (6-7 Fr. F)	14.3
Derrick Miller (6-5 Jr. G)	13.9
Reggie Hanson (6-7 So. F)	9.8
Sean Sutton (6-1 So. G)	5.9

RICK PITINO ERA (1990-97)**1989-90 (14-14, 10-8 SEC)**

Coach: Rick Pitino | Captain: Derrick Miller

Nov. 28		OHIO	NR/NR	76-73	W	
Dec. 2	1	Indiana	NR/14	69-71	L	
Dec. 4	*	MISSISSIPPI STATE	NR/NR	102-97	W	
Dec. 6		TENNESSEE TECH	NR/NR	111-75	W	
Dec. 9		at Kansas	NR/2	95-150	L	
Dec. 19		FURMAN	NR/NR	104-73	W	
Dec. 22	2	PORTLAND	NR/NR	88-71	W	
Dec. 23	2	UL LAFAYETTE	NR/NR	113-116	L	OT



Dec. 27	3	North Carolina	NR/24	110-121	L
Dec. 30		LOUISVILLE	NR/8	79-86	L
Jan. 3	*	at Georgia	NR/NR	91-106	L
Jan. 6	*	at Vanderbilt	NR/NR	85-92	L
Jan. 10	*	FLORIDA	NR/NR	89-81	W
Jan. 13	*	at LSU	NR/14	81-94	L
Jan. 17	*	ALABAMA	NR/25	82-65	W
Jan. 20	*	TENNESSEE	NR/NR	95-83	W
Jan. 24	*	at Auburn	NR/NR	70-74	L
Jan. 27	*	OLE MISS	NR/NR	98-79	W
Jan. 31	*	at Mississippi State	NR/NR	86-87	L
Feb. 3	*	GEORGIA	NR/NR	88-77	W
Feb. 7	*	VANDERBILT	NR/NR	100-73	W
Feb. 12	*	at Florida	NR/NR	78-74	W
Feb. 15	*	LSU	NR/9	100-95	W
Feb. 17	*	at Alabama	NR/NR	58-83	L
Feb. 21	*	at Tennessee	NR/NR	100-102	L
Feb. 24	*	AUBURN	NR/NR	98-95	W
Feb. 28	*	at Ole Miss	NR/NR	74-88	L
Mar. 5		at Notre Dame	NR/NR	67-80	L

2487-2461

1 RCA Dome (Indianapolis)
2 UK Invitation Tournament (Lexington, Ky.)
3 Freedom Hall (Louisville, Ky.)

LEADING SCORERS

Derrick Miller (6-5 Sr. G)	19.2
Reggie Hanson (6-7 Jr. C)	16.4
Deron Feldhaus (6-7 So. F)	14.4
John Pelphrey (6-7 So. F)	13.0
Sean Woods (6-2 So. G)	9.1

1990-91 (22-6, 14-4 SEC)**Best Record in SEC | Ranked 9th AP, 9th UPI**

Coach: Rick Pitino

Captains: Deron Feldhaus, Reggie Hanson, John Pelphrey

Nov. 24		PENNSYLVANIA	NR/NR	85-62	W
Nov. 28		at Cincinnati	NR/NR	75-71	W
Dec. 1	1	Notre Dame	NR/NR	98-90	W
Dec. 8		KANSAS	25/NR	88-71	W
Dec. 10		at North Carolina	25/10	81-84	L
Dec. 15		CHATTANOOGA	18/NR	86-70	W
Dec. 18		at Indiana	18/6	84-87	L
Dec. 21	2	v. Western Kentucky	18/NR	84-70	W
Dec. 27		EASTERN KENTUCKY	18/NR	74-60	W
Dec. 29		at Louisville	18/NR	93-85	W
Jan. 2	*	at Georgia	16/NR	81-80	W
Jan. 5	*	LSU	16/14	93-80	W
Jan. 9	*	MISSISSIPPI STATE	11/NR	89-70	W
Jan. 12	*	at Tennessee	11/NR	78-74	W
Jan. 16	*	at Ole Miss	9/NR	95-85	W
Jan. 19	*	VANDERBILT	9/NR	58-50	W
Jan. 23	*	FLORIDA	8/NR	81-65	W
Jan. 26	*	at Alabama	9/NR	83-88	L
Jan. 29	*	at Auburn	10/NR	89-81	W
Feb. 3	*	GEORGIA	10/NR	96-84	W
Feb. 5	*	at LSU	10/19	88-107	L
Feb. 9	*	at Mississippi State	10/NR	82-83	L
Feb. 13	*	TENNESSEE	16/NR	85-74	W
Feb. 16	*	OLE MISS	16/NR	89-77	W
Feb. 20	*	at Vanderbilt	12/NR	87-98	L
Feb. 23	*	at Florida	12/NR	90-74	W
Feb. 26	*	ALABAMA	13/NR	79-73	W
Mar. 2	*	AUBURN	13/NR	114-93	W

2405-2186

1 RCA Dome (Indianapolis)
2 Freedom Hall (Louisville, Ky.)

LEADING SCORERS

John Pelphrey (6-7 Jr. F)	14.4
Reggie Hanson (6-8 Sr. C)	14.4
Jamal Mashburn (6-9 Fr. F)	12.9
Deron Feldhaus (6-7 Jr. F)	10.8
Richie Farmer (6-0 Jr. G)	10.1

1991-92 (29-7, 12-4 SEC)**SEC East Champions | SEC Tournament Champions |****Ranked 6th AP, 6th CNN/USA Today**

Coach: Rick Pitino | Captains: Richie Farmer, Deron Feldhaus, John Pelphrey and Sean Woods

Nov. 20	1	WEST VIRGINIA	4/NR	106-80	W
Nov. 22	1	PITTSBURGH	4/NR	67-85	L
Dec. 4		MASSACHUSETTS	14/NR	90-69	W
Dec. 7	2	Indiana	14/9	76-74	W
Dec. 10		TEXAS STATE	9/NR	82-36	W
Dec. 12	3	Morehead State	9/NR	101-84	W
Dec. 14		ARIZONA STATE	9/NR	94-68	W
Dec. 21		at Georgia Tech	8/13	80-81	L
Dec. 23	4	Ohio	17/NR	73-63	W
Dec. 28		LOUISVILLE	17/21	103-89	W
Jan. 2		NOTRE DAME	17/NR	91-70	W
Jan. 4	*	at South Carolina	17/NR	80-63	W
Jan. 7	*	GEORGIA	15/NR	78-66	W
Jan. 11	*	FLORIDA	15/NR	81-60	W
Jan. 15	*	at Vanderbilt	10/NR	84-71	W
Jan. 18		EASTERN KENTUCKY	10/NR	85-55	W
Jan. 21	*	at Tennessee	8/NR	85-107	L
Jan. 25	*	ARKANSAS	8/9	88-105	L
Jan. 29	*	OLE MISS	14/NR	96-78	W
Feb. 2	*	at LSU	14/NR	53-74	L
Feb. 8	*	at Auburn	19/NR	85-67	W
Feb. 12	*	ALABAMA	19/16	107-83	W
Feb. 15		WESTERN KENTUCKY	19/NR	93-83	W
Feb. 19	*	at Mississippi State	13/NR	89-84	W
Feb. 23	*	at Georgia	13/NR	84-73	W
Feb. 26	*	SOUTH CAROLINA	11/NR	74-56	W
Mar. 1	*	VANDERBILT	11/NR	80-56	W
Mar. 4	*	at Florida	10/NR	62-79	L
Mar. 7	*	TENNESSEE	10/NR	99-88	W

SEC Tournament (Birmingham, Ala.)

Mar. 13	5	Vanderbilt	9/NR	76-57	W
Mar. 14	5	LSU	9/23	80-74	W
Mar. 15	5	Alabama	9/17	80-54	W

NCAA First/Second Rounds (Worcester, Mass.)

Mar. 20	6	Old Dominion	6/NR	88-69	W
Mar. 22	6	Iowa State	6/NR	106-98	W

NCAA East Regional (Philadelphia)

Mar. 26	7	Massachusetts	6/17	87-77	W
Mar. 28	7	Duke	6/1	103-104	L

3086-2680

1 Preseason NIT (Lexington, Ky.)
2 RCA Dome (Indianapolis)
3 Freedom Hall (Louisville, Ky.)
4 US Bank Arena (Cincinnati)
5 Birmingham-Jefferson Civic Center (Birmingham, Ala.)
6 Centrum (Worcester, Mass.)
7 Spectrum (Philadelphia)

LEADING SCORERS

Jamal Mashburn (6-8 So. F)	21.3
John Pelphrey (6-7 Sr. F)	12.5
Deron Feldhaus (6-7 Sr. F)	11.4
Richie Farmer (6-0 Sr. G)	9.6
Sean Woods (6-2 Sr. G)	7.7

1992-93 (30-4, 13-3 SEC)**NCAA Final Four | SEC Tournament Champions | ECAC Holiday****Festival Champions | Ranked 2nd AP, 3rd CNN/USA Today**

Coach: Rick Pitino | Captains: June Ior Braddy, Dale Brown

Dec. 2		WRIGHT STATE	5/NR	81-65	W
Dec. 5		GEORGIA TECH	5/13	96-87	W
Dec. 8		EASTERN KENTUCKY	3/NR	82-73	W
Dec. 12		at Louisville	3/9	88-68	W
Dec. 19		MOREHEAD STATE	3/NR	108-65	W
Dec. 22		MIAMI, OHIO	3/NR	65-49	W
Dec. 28	1	Rutgers	3/NR	89-67	W
Dec. 30	1	St. John's (finals)	3/NR	86-77	W
Jan. 3	2	Indiana	3/4	81-78	W



ALL-TIME RESULTS

Jan. 5	*	at Georgia	2/NR	74-59	W
Jan. 9	*	TENNESSEE	2/NR	84-70	W
Jan. 13	*	at Vanderbilt	1/NR	86-101	L
Jan. 19	*	at Alabama	4/NR	73-59	W
Jan. 23	*	at South Carolina	4/NR	108-82	W
Jan. 26	*	LSU	4/NR	105-67	W
Jan. 30	*	FLORIDA	4/NR	71-48	W
Feb. 3	*	MISSISSIPPI STATE	2/NR	87-63	W
Feb. 6	*	VANDERBILT	2/11	82-67	W
Feb. 10	*	at Arkansas	2/14	94-101	L
Feb. 13		at Notre Dame	2/NR	81-62	W
Feb. 17	*	SOUTH CAROLINA	2/NR	87-66	W
Feb. 20	*	GEORGIA	2/NR	86-70	W
Feb. 24	*	at Tennessee	2/NR	77-78	L
Feb. 27	*	AUBURN	2/NR	80-78	W
Mar. 3	*	at Ole Miss	5/NR	98-66	W
Mar. 7	*	at Florida	5/NR	85-77	W

SEC Tournament (Lexington, Ky.)

Mar. 12		TENNESSEE	4/NR	101-40	W
Mar. 13		ARKANSAS	4/14	92-81	W
Mar. 14		LSU	4/NR	82-65	W

NCAA First/Second Rounds (Nashville, Tenn.)

Mar. 19	3	Rider College	2/NR	96-52	W
Mar. 21	3	Utah	2/19	83-62	W

NCAA Southeast Regional (Charlotte, N.C.)

Mar. 25	4	Wake Forest	2/16	103-69	W
Mar. 27	4	Florida State	2/11	106-81	W

NCAA Final Four (New Orleans)

A.3	5	Michigan	2/3	78-81	L OT
-----	---	----------	-----	-------	------

2975-2374

- 1 ECAC Holiday Festival (Madison Square Garden, New York)
- 2 Freedom Hall (Louisville, Ky.)
- 3 Memorial Gymnasium (Nashville, Tenn.)
- 4 Charlotte Coliseum (Charlotte, N.C.)
- 5 Louisiana Superdome (New Orleans)

LEADING SCORERS

Jamal Mashburn (6-8 Jr. F)	21.0
Travis Ford (5-9 Jr. G)	13.6
Dale Brown (6-2 Sr. G)	9.4
Rodrick Rhodes (6-6 Fr. F)	9.1
Rodney Dent (6-10 Jr. C)	6.4

1993-94 (27-7, 12-4 SEC)

SEC East Co-Champions | SEC Tournament Champions | Maui Invitational Champions | Ranked 7th AP, 8th CNN/USA Today

Coach: Rick Pitino

Captains: Travis Ford, Gimel Martinez, Jeff Brassow

Nov. 27		LOUISVILLE	2/7	78-70	W
Dec. 1		TENNESSEE TECH	1/NR	115-77	W
Dec. 4	1	Indiana	1/21	84-96	L
Dec. 8		EASTERN KENTUCKY	6/NR	107-78	W
Dec. 17		MOREHEAD STATE	5/NR	97-61	W
Dec. 21	2	Texas	5/NR	86-61	W
Dec. 22	2	Ohio State	5/NR	100-88	W
Dec. 23	2	Arizona	5/13	93-92	W
Dec. 28		SAN FRANCISCO	5/NR	110-83	W
Dec. 30		ROBERT MORRIS	5/NR	92-67	W
Jan. 4	*	VANDERBILT	4/22	107-82	W
Jan. 6		NOTRE DAME	4/NR	84-59	W
Jan. 8	*	at Georgia	4/NR	90-94	L OT
Jan. 12	3*	Ole Miss	8/NR	98-64	W
Jan. 15	*	TENNESSEE	8/NR	93-74	W
Jan. 18	*	at Florida	7/NR	57-59	L
Jan. 22	*	at Mississippi State	7/NR	86-70	W
Jan. 26	*	SOUTH CAROLINA	9/NR	79-67	W
Jan. 30	*	at Auburn	9/NR	91-74	W
Feb. 2	*	ALABAMA	7/NR	82-67	W
Feb. 6	4	Massachusetts	7/11	67-64	W
Feb. 9	*	ARKANSAS	4/3	82-90	L
Feb. 12		at Syracuse	4/14	85-93	L
Feb. 15	*	at LSU	11/NR	99-95	W
Feb. 19	*	at Vanderbilt	11/NR	77-69	W
Feb. 23	*	at Tennessee	7/NR	77-73	W

Feb. 27	*	GEORGIA	7/NR	80-59	W
Mar. 2	*	FLORIDA	7/19	80-77	W
Mar. 5	*	at South Carolina	7/NR	74-75	L

SEC Tournament (Memphis, Tenn.)

Mar. 11	5	Mississippi State	10/NR	95-76	W
Mar. 12	5	Arkansas	10/1	90-78	W
Mar. 13	5	Florida	10/17	73-60	W

NCAA First/Second Rounds (St. Petersburg, Fla.)

Mar. 18	6	Tennessee State	7/NR	83-70	W
Mar. 20	6	Marquette	7/21	63-75	L

2954-2537

- 1 RCA Dome (Indianapolis)
- 2 Maui Invitational (Maui, Hawaii)
- 3 Freedom Hall (Louisville, Ky.)
- 4 Continental Arena (East Rutherford, N.J.)
- 5 The Pyramid (Memphis, Tenn.)
- 6 Tropicana Field (St. Petersburg, Fla.)

LEADING SCORERS

Tony Delk (6-1 So. G)	16.6
Rodrick Rhodes (6-7 So., F)	14.6
Travis Ford (5-9 Sr. G)	11.3
Jared Prickett (6-9 So. F)	8.2
Andre Riddick (6-8 Jr. C)	7.9

1994-95 (28-5, 14-2 SEC)

SEC Champions | SEC East Champions | SEC Tournament Champions | Ranked 2nd AP, 5th CNN/USA Today

Coach: Rick Pitino

Captains: Tony Delk, Mark Pope, Rodrick Rhodes

Nov. 26		UT MARTIN	4/NR	124-50	W
Nov. 30		OHIO	3/14	79-74	W
Dec. 3	1	UCLA	3/5	81-82	L
Dec. 7	2	Indiana	7/NR	73-70	W
Dec. 10		BOSTON U.	7/NR	90-49	W
Dec. 17	3	Texas Tech	6/NR	83-68	W
Dec. 27		MARSHALL	5/NR	116-75	W
Jan. 1		at Louisville	5/NR	86-88	L
Jan. 4	*	AUBURN	8/NR	98-64	W
Jan. 7	*	at South Carolina	8/NR	80-55	W
Jan. 10	*	at Florida	7/15	83-67	W
Jan. 14	*	GEORGIA	7/NR	83-71	W
Jan. 18	4*	Ole Miss	5/NR	82-65	W
Jan. 21	*	VANDERBILT	5/NR	81-68	W
Jan. 25	*	TENNESSEE	5/NR	69-50	W
Jan. 29	*	at Arkansas	5/9	92-94	L
Feb. 1	*	SOUTH CAROLINA	6/NR	90-72	W
Feb. 5		SYRACUSE	6/10	77-71	W
Feb. 8	*	at Tennessee	5/NR	68-48	W
Feb. 12		at Notre Dame	5/NR	97-58	W
Feb. 14	*	MISSISSIPPI STATE	4/23	71-76	L
Feb. 18	*	FLORIDA	4/NR	87-77	W
Feb. 21	*	at Alabama	6/20	72-52	W
Feb. 25	*	at Vanderbilt	6/NR	71-60	W
Mar. 1	*	at Georgia	5/NR	97-74	W
Mar. 4	*	LSU	5/NR	127-80	W

SEC Tournament (Atlanta)

Mar. 10	5	Auburn	3/NR	93-81	W
Mar. 11	5	Florida	3/NR	86-72	W
Mar. 12	5	Arkansas	3/5	95-93	W OT

NCAA First/Second Rounds (Memphis, Tenn.)

Mar. 16	6	Mount St. Mary's	2/NR	113-67	W
Mar. 18	6	Tulane	2/NR	82-60	W

NCAA Southeast Regional (Birmingham, Ala.)

Mar. 23	7	Arizona State	2/16	97-73	W
Mar. 25	7	North Carolina	2/4	61-74	L

2884-2278

- 1 Wooden Classic (Arrowhead Pond | Anaheim, Calif.)
- 2 Freedom Hall (Louisville, Ky.)
- 3 US Bank Arena (Cincinnati)
- 4 The Pyramid (Memphis, Tenn.)
- 5 Georgia Dome (Atlanta)
- 6 The Pyramid (Memphis, Tenn.)
- 7 Birmingham-Jefferson Civic Center (Birmingham, Ala.)



LEADING SCORERS		
Tony Delk (6-1 Jr. G)		16.7
Rodrick Rhodes (6-7 Jr. F)		12.9
Walter McCarty (6-9 Jr. F)		10.5
Jeff Sheppard (6-4 So. G)		8.3
Mark Pope (6-10 Jr. C)		8.2

1995 Italy Tour (Not counted in Won-Loss Record)			
Aug. 14	at Cagiva Varese	123-114	W
Aug. 16	at Venice Reyer	113-78	W
Aug. 17	Russia Dinamo (Venice)	116-81	W
Aug. 18	at Montecatini	115-123	L
Aug. 21	Siena (Scauri)	115-86	W

1995-96 (34-2, 16-0 SEC)

National Champions | SEC Champions | SEC East Champions | ECAC Holiday Festival Champions | Ranked 1st CNN/USA Today, 2nd AP
Coach: Rick Pitino
Captains: Tony Delk, Walter McCarty, Mark Pope

Nov. 24	1	Maryland	1/14	96-84	W
Nov. 28	2	Massachusetts	1/7	82-92	L
Dec. 2	3	Indiana	1/NR	89-82	W
Dec. 6		WISC.-GREEN BAY	5/NR	74-62	W
Dec. 9		GEORGIA TECH	5/16	83-60	W
Dec. 16		MOREHEAD STATE	5/NR	96-32	W
Dec. 19	4	Marshall	4/NR	118-99	W
Dec. 23		LOUISVILLE	4/25	89-66	W
Dec. 27	5	Rider	2/NR	90-65	W
Dec. 29	5	Iona	2/NR	106-79	W
Jan. 3	*	at South Carolina	2/NR	89-60	W
Jan. 6	*	OLE MISS	2/NR	90-60	W
Jan. 9	*	at Mississippi State	2/12	74-56	W
Jan. 13	*	TENNESSEE	2/NR	61-44	W
Jan. 16	*	at LSU	2/NR	129-97	W
Jan. 20		TCU	2/NR	124-80	W
Jan. 24	*	at Georgia	2/NR	82-77	W
Jan. 27	*	SOUTH CAROLINA	2/NR	89-57	W
Feb. 3	*	FLORIDA	2/NR	77-63	W
Feb. 7	*	at Vanderbilt	2/NR	120-81	W
Feb. 11	*	ARKANSAS	2/NR	88-73	W
Feb. 14	*	GEORGIA	2/NR	88-73	W
Feb. 17	*	at Tennessee	2/NR	90-50	W
Feb. 20	*	ALABAMA	2/NR	84-65	W
Feb. 24	*	at Florida	2/NR	94-63	W
Feb. 27	*	at Auburn	1/NR	88-73	W
Mar. 2	*	VANDERBILT	1/NR	101-63	W

SEC Tournament (New Orleans)					
Mar. 8	6	Florida	1/NR	100-76	W
Mar. 9	6	Arkansas	1/NR	95-75	W
Mar. 10	6	Mississippi State	1/NR	73-84	L

NCAA First/Second Rounds (Dallas)					
Mar. 14	7	San Jose State	2/NR	110-72	W
Mar. 16	7	Virginia Tech	2/22	84-60	W

NCAA Midwest Regional (Minneapolis)					
Mar. 21	8	Utah	2/12	101-70	W
Mar. 23	8	Wake Forest	2/9	83-63	W

NCAA Final Four (East Rutherford, N.J.)					
Mar. 30	9	Massachusetts	2/1	81-74	W
A.1	9	Syracuse	2/15	76-67	W

3292-2497

- 1 Tip-Off Classic (Springfield, Mass.)
- 2 Great Eight (The Palace, Auburn Hills, Mich.)
- 3 RCA Dome (Indianapolis)
- 4 Freedom Hall (Louisville, Ky.)
- 5 ECAC Holiday Festival (Madison Square Garden | New York)
- 6 Louisiana Superdome (New Orleans)
- 7 Reunion Arena (Dallas)
- 8 Hubert H. Humphrey Metrodome (Minneapolis)
- 9 Continental Arena (East Rutherford, N.J.)
- # UK's 16-0 regular season SEC record was the first perfect league slate since Alabama went 14-0 in 1956.

LEADING SCORERS		
Tony Delk (6-1 Sr. G)		17.8
Antoine Walker (6-8 So. F)		15.2
Walter McCarty (6-10 Sr. F)		11.3
Derek Anderson (6-4 Jr. G-F)		9.4
Ron Mercer (6-7 Fr. F)		8.0

1996-97 (35-5, 13-3 SEC)

National Runner-Up | SEC Tournament Champions | Great Alaska Shootout Champions | Ranked 2nd CNN/USA Today, 5th AP
Coach: Rick Pitino

Captains: Derek Anderson, Anthony Epps, Jared Prickett

Nov. 15	1	Clemson	3/20	71-79	L	OT
Nov. 28	2	Syracuse	8/12	87-53	W	
Nov. 29	2	Alaska Anchorage	8/NR	104-72	W	
Nov. 30	2	College of Charleston	8/NR	92-65	W	
Dec. 3	3	Purdue	6/NR	101-87	W	
Dec. 7	4	Indiana	6/8	99-65	W	
Dec. 9		WRIGHT STATE	6/NR	90-62	W	
Dec. 14		NOTRE DAME	3/NR	80-56	W	
Dec. 21	5	Georgia Tech	3/NR	88-59	W	
Dec. 23		UNC ASHEVILLE	3/NR	105-51	W	
Dec. 28	6	Ohio State	3/NR	81-65	W	
Dec. 31		at Louisville	3/14	74-54	W	
Jan. 4	*	TENNESSEE	3/NR	74-40	W	
Jan. 7	*	MISSISSIPPI STATE	3/NR	90-61	W	
Jan. 9		CANISIUS	3/NR	68-45	W	
Jan. 11	*	at Ole Miss	3/NR	69-73	L	
Jan. 14	*	at Georgia	5/21	86-65	W	
Jan. 18	*	AUBURN	5/NR	77-53	W	
Jan. 22	7*	Vanderbilt	3/NR	58-46	W	
Jan. 26	*	at Arkansas	3/NR	83-73	W	
Jan. 29	*	at Florida	3/NR	92-65	W	
Feb. 1	*	GEORGIA	3/NR	82-57	W	
Feb. 4	*	at South Carolina	3/19	79-84	L	OT
Feb. 6		WESTERN CAROLINA	3/NR	82-55	W	
Feb. 9		VILLANOVA	3/16	93-56	W	
Feb. 12	*	LSU	4/NR	84-48	W	
Feb. 15	*	FLORIDA	4/NR	85-56	W	
Feb. 19	*	at Alabama	3/NR	75-61	W	
Feb. 22	*	at Vanderbilt	3/NR	82-79	W	
Feb. 25	*	at Tennessee	3/NR	74-64	W	
Mar. 2	*	SOUTH CAROLINA	3/6	66-72	L	

SEC Tournament (Memphis, Tenn.)						
Mar. 7	8	Auburn	6/NR	92-50	W	
Mar. 8	8	Ole Miss	6/NR	88-70	W	
Mar. 9	8	Georgia	6/24	95-68	W	

NCAA First/Second Round (Salt Lake City)						
Mar. 13	9	Montana	5/NR	92-54	W	
Mar. 15	9	Iowa	5/NR	75-69	W	

NCAA West Regional (San Jose, Calif.)						
Mar. 20	10	St. Joseph's	5/12	83-68	W	
Mar. 22	10	Utah	5/2	72-59	W	

NCAA Final Four (Indianapolis)						
Mar. 29	1	Minnesota	5/3	78-69	W	
Mar. 31	1	Arizona	5/15	79-84	L	OT

3325-2512

- 1 RCA Dome (Indianapolis)
- 2 Great Alaska Shootout (Anchorage, Alaska)
- 3 Great Eight (United Center | Chicago)
- 4 Freedom Hall (Louisville, Ky.)
- 5 Georgia Dome (Atlanta)
- 6 Rock 'n Roll Shootout (Gund Arena | Cleveland)
- 7 US Bank Arena (Cincinnati)
- 8 The Pyramid (Memphis, Tenn.)
- 9 Huntsman Center (Salt Lake City)
- 10 San Jose Arena (San Jose, Calif.)

LEADING SCORERS		
Ron Mercer (6-7 So. G-F)		18.1
Derek Anderson (6-5 Sr. G)		17.7
Scott Padgett (6-9 So. F)		9.6
Anthony Epps (6-2 Sr. G)		8.9
Allen Edwards (6-5 Jr. F)		8.6



ORLANDO "TUBBY" SMITH ERA (1998-2007)

1997-98 (35-4, 14-2 SEC)

National Champions | SEC Champions | SEC East Champions |
SEC Tournament Champions | Ranked 5th AP, 1st USA Today/
ESPN

Coach: Tubby Smith

Captains: Allen Edwards, Cameron Mills, Jeff Sheppard

Nov. 20	MOREHEAD STATE	9/NR	88-49	W
Nov. 24	1 George Washington	9/NR	70-55	W
Nov. 25	1 Arizona	8/1	74-89	L
Nov. 26	1 Missouri	8/NR	77-55	W
Nov. 29	2 Clemson	9/NR	76-61	W
Dec. 3	3 Purdue	7/6	89-75	W
Dec. 6	4 Indiana	7/NR	75-72	W
Dec. 10	at Canisius	4/NR	81-54	W
Dec. 13	GEORGIA TECH	4/24	85-71	W
Dec. 20	TULSA	4/NR	74-53	W
Dec. 23	AMERICAN	4/NR	75-52	W
Dec. 27	LOUISVILLE	4/NR	76-79	L
Dec. 30	at Ohio	6/NR	95-58	W
Jan. 3	* VANDERBILT	6/NR	71-62	W
Jan. 6	* at Georgia	6/NR	90-79	W
Jan. 10	* at Mississippi State	6/NR	77-71	W
Jan. 13	* SOUTH CAROLINA	6/14	91-70	W
Jan. 17	* ARKANSAS	6/22	80-77	W OT
Jan. 21	5* Alabama	7/NR	70-67	W
Jan. 24	* at Tennessee	7/NR	85-67	W
Jan. 27	* at Vanderbilt	7/NR	63-61	W
Feb. 1	* FLORIDA	7/NR	78-86	L
Feb. 4	* at LSU	8/NR	63-61	W
Feb. 8	at Villanova	8/NR	79-63	W
Feb. 11	* TENNESSEE	7/NR	80-74	W
Feb. 14	* OLE MISS	7/18	64-73	L
Feb. 18	* at Florida	8/NR	79-54	W
Feb. 22	* GEORGIA	8/NR	85-74	W
Feb. 25	* at Auburn	7/NR	83-58	W
Feb. 28	* at South Carolina	7/14	69-57	W

SEC Tournament (Atlanta)

Mar. 6	6 Alabama	7/NR	82-71	W
Mar. 7	6 Arkansas	7/16	99-74	W
Mar. 8	6 South Carolina	7/15	86-56	W

NCAA First/Second Rounds (Atlanta)

Mar. 13	6 South Carolina State	5/NR	82-67	W
Mar. 15	6 Saint Louis	5/NR	88-61	W

NCAA South Regional (St. Petersburg, Fla.)

Mar. 20	7 UCLA	5/19	94-68	W
Mar. 22	7 Duke	5/3	86-84	W

NCAA Final Four (San Antonio)

Mar. 28	8 Stanford	5/10	86-85	W OT
Mar. 30	8 Utah	5/7	78-69	W

3123-2612

- EA Sports Maui Invitational (Lahaina Civic Center | Maui, Hawaii)
- Premier Classic (Phoenix)
- Great Eight (United Center | Chicago)
- RCA Dome (Indianapolis)
- Freedom Hall (Louisville, Ky.)
- Georgia Dome (Atlanta)
- Tropicana Field (St. Petersburg, Fla.)
- Alamodome (San Antonio)

LEADING SCORERS

Jeff Sheppard (6-3 Sr. G)	13.7
Nazr Mohammed (6-10 Jr. C)	12.0
Scott Padgett (6-9 Jr. F)	11.5
Wayne Turner (6-2 Jr. G)	9.3
Allen Edwards (6-5 Sr. F)	9.2

1998-99 (28-9, 11-5 SEC)

SEC Tournament Champions | Ranked 8th AP, 15th USA Today/
ESPN

Coach: Tubby Smith

Captains: Heshimu Evans, Scott Padgett, Wayne Turner

Nov. 17	EASTERN KENTUCKY	4/NR	99-64	W
Nov. 19	MERCER	4/NR	82-51	W
Nov. 23	1 Wright State	4/NR	97-75	W
Nov. 26	2 Colorado	4/NR	64-52	W
Nov. 27	2 Pittsburgh	4/NR	56-68	L
Nov. 28	2 UCLA	4/10	66-62	W
Dec. 1	3 Kansas	8/7	63-45	W
Dec. 5	MIAMI (FLA.)	8/NR	74-65	W
Dec. 8	4 Indiana	5/11	70-61	W OT
Dec. 12	MARYLAND	5/2	103-91	W
Dec. 19	5 Georgia Tech	3/2	80-39	W
Dec. 22	6 Duke	3/2	60-71	L
Dec. 26	at Louisville	3/NR	74-83	L
Dec. 29	TENNESSEE STATE	7/NR	97-47	W
Jan. 2	* FLORIDA	7/NR	93-58	W
Jan. 5	* at South Carolina	5/NR	68-61	W
Jan. 9	* at Vanderbilt	5/NR	73-57	W
Jan. 12	* TENNESSEE	6/NR	46-47	L
Jan. 16	* at Ole Miss	6/NR	63-57	W
Jan. 20	* AUBURN	7/6	72-62	W
Jan. 23	* MISSISSIPPI STATE	7/NR	76-49	W
Jan. 26	* at Georgia	6/NR	91-83	W OT
Jan. 30	* LSU	6/NR	86-62	W
Feb. 4	* at Florida	5/NR	68-75	L
Feb. 6	* at Alabama	5/NR	58-62	L
Feb. 13	* SOUTH CAROLINA	18/NR	74-40	W
Feb. 17	* GEORGIA	6/NR	92-71	W
Feb. 20	* at Arkansas	6/NR	70-74	L
Feb. 24	* VANDERBILT	13/NR	88-63	W
Feb. 28	* at Tennessee	13/NR	61-68	L

SEC Tournament (Atlanta)

Mar. 5	5 Ole Miss	14/NR	83-73	W
Mar. 6	5 Auburn	14/4	69-57	W
Mar. 7	5 Arkansas	14/22	76-63	W

NCAA First/Second Rounds (New Orleans)

Mar. 12	7 New Mexico State	14/NR	82-60	W
Mar. 14	7 Kansas	14/22	92-88	W OT

NCAA Midwest Regional (St. Louis)

Mar. 19	8 Miami (Ohio)	14/NR	58-43	W
Mar. 21	8 Michigan State	14/2	66-73	L

2790-2320

- US Bank Arena (Cincinnati)
- San Juan Shootout (Bayamone, P.R.)
- Great Eight (United Center | Chicago)
- Freedom Hall (Louisville, Ky.)
- Georgia Dome (Atlanta)
- Jimmy V Classic (Continental Arena, E. Rutherford, N.J.)
- Louisiana Superdome (New Orleans)
- Edward Jones Dome (St. Louis)

LEADING SCORERS

Scott Padgett (6-9 Sr. F)	12.6
Heshimu Evans (6-6 Sr. F)	11.8
Wayne Turner (6-2 Sr. G)	10.5
Michael Bradley (6-10 So. C)	9.8
Jamaal Magloire (6-10 Jr. C)	7.0

1999-00 (23-10, 12-4 SEC)

Co-SEC Champions | Co-SEC East Champions | Preseason NIT
Runner-Up | Ranked 19th AP, 20th USA Today/ESPN

Coach: Tubby Smith

Nov. 17	1 PENNSYLVANIA	14/NR	67-50	W
Nov. 19	1 UTAH	14/16	56-48	W
Nov. 24	1 Maryland	11/24	61-58	W
Nov. 26	1 Arizona	11/8	51-63	L
Nov. 29	2 Dayton	11/NR	66-68	L
Dec. 4	3 Indiana	13/23	75-83	L
Dec. 7	UNC ASHEVILLE	23/NR	86-41	W



Dec. 11	at Maryland	23/21	66-72	L
Dec. 18	LOUISVILLE	NR/NR	76-46	W
Dec. 23	MICHIGAN STATE	NR/5	60-58	W
Dec. 27	AK-ANCHORAGE	NR/NR	62-42	W
Dec. 30	4 Missouri	NR/NR	70-53	W
Jan. 5	5 Georgia Tech	25/NR	80-71	W
Jan. 8	* VANDERBILT	25/NR	72-52	W
Jan. 11	* at Auburn	20/4	63-66	L
Jan. 15	* at S. Carolina	20/NR	64-48	W
Jan. 19	* OLE MISS	18/NR	74-69	W
Jan. 22	* at Vanderbilt	18/20	81-73	W OT
Jan. 26	* at Georgia	16/NR	75-69	W
Jan. 29	at Miami (Fla.)	16/NR	60-57	W
Feb. 1	* TENNESSEE	14/6	81-68	W
Feb. 5	* SOUTH CAROLINA	14/NR	76-63	W
Feb. 8	* at Florida	11/12	73-90	L
Feb. 13	* at LSU	11/25	57-70	L
Feb. 16	* ALABAMA	19/NR	66-54	W
Feb. 19	* GEORGIA	19/NR	70-64	W
Feb. 23	* at Tennessee	18/7	67-74	L
Feb. 26	* ARKANSAS	18/NR	60-55	W
Feb. 29	* at Mississippi State	22/NR	73-61	W
Mar. 4	* FLORIDA	22/8	85-70	W

SEC Tournament (Atlanta)				
Mar. 10	6 Arkansas	16/NR	72-86	L
NCAA First/Second Rounds (Cleveland)				
Mar. 16	7 St. Bonaventure	19/NR	85-80	W 2OT
Mar. 18	7 Syracuse	19/16	50-52	L

2280-2074

- 1 Preseason NIT (Lexington, Ky., and New York)
- 2 US Bank Arena (Cincinnati)
- 3 RCA Dome (Indianapolis)
- 4 Sugar Bowl Classic (New Orleans)
- 5 Freedom Hall (Louisville, Ky.)
- 6 Georgia Dome (Atlanta)
- 7 Cleveland Convocation Center (Cleveland)

LEADING SCORERS

Tayshaun Prince (6-9 So. F)	13.3
Jamaal Magloire (6-10 Sr. C)	13.2
Keith Bogans (6-5 Fr. G)	12.5
Desmond Allison (6-5 So F)	7.8
Jules Camara (6-11 So. F)	7.2

2000-01 (24-10, 12-4 SEC)

Co-SEC Champions | Co-SEC East Champions | SEC Tournament Champions | Ranked 9th AP, 8th ESPN/USA Today

Coach: Tubby Smith | Captains: Tayshaun Prince, Jan. P. Blevins

Nov. 9	1 St. John's	12/NR	61-62	L
Nov. 10	1 UCLA	12/17	92-97	L OT
Nov. 21	2 Jacksonville State	20/NR	91-48	W
Nov. 25	PENN STATE	22/NR	68-73	L
Dec. 2	at North Carolina	NR/6	93-76	W
Dec. 5	EASTERN KENTUCKY	NR/NR	94-79	W
Dec. 9	3 Georgia Tech	NR/NR	84-86	L
Dec. 16	at Michigan State	NR/2	45-46	L
Dec. 22	4 Indiana	NR/NR	88-74	W
Dec. 27	HIGH POINT	NR/NR	102-49	W
Jan. 2	at Louisville	NR/NR	64-62	W
Jan. 6	* GEORGIA	NR/NR	67-63	W
Jan. 10	* SOUTH CAROLINA	NR/NR	69-63	W
Jan. 13	NOTRE DAME	NR/25	82-71	W
Jan. 16	* TENNESSEE	NR/4	84-74	W
Jan. 20	* at Ole Miss	NR/21	55-65	L
Jan. 23	* at Alabama	NR/18	60-70	L
Jan. 27	* VANDERBILT	NR/NR	86-75	W
Jan. 31	* at Georgia	NR/25	85-70	W
Feb. 3	* at South Carolina	NR/NR	94-61	W
Feb. 6	* FLORIDA	NR/8	71-70	W
Feb. 10	* MISSISSIPPI STATE	NR/NR	76-57	W
Feb. 14	* at Tennessee	22/15	103-95	W
Feb. 17	* at Vanderbilt	22/NR	79-74	W
Feb. 21	* LSU	13/NR	84-61	W

Feb. 25	* at Arkansas	13/NR	78-82	L
Feb. 28	* AUBURN	15/NR	90-78	W
Mar. 4	* at Florida	15/6	86-94	L

SEC Tournament (Nashville, Tenn.)				
Mar. 9	5 South Carolina	15/NR	78-65	W
Mar. 10	5 Arkansas	15/NR	87-78	W
Mar. 11	5 Ole Miss	15/14	77-55	W
NCAA First/Second Rounds (Uniondale, N.Y.)				
Mar. 15	6 Holy Cross	9/NR	72-68	W
Mar. 17	6 Iowa	9/24	92-79	W
NCAA East Regional (Philadelphia, Pa.)				
Mar. 22	7 Southern Cal	9/NR	76-80	L

2713-2400

- 1 Coaches vs. Cancer (Madison Square Garden | New York)
- 2 US Bank Arena (Cincinnati)
- 3 Georgia Dome (Atlanta)
- 4 Freedom Hall (Louisville, Ky.)
- 5 Gaylord Entertainment Center (Nashville, Tenn.)
- 6 Nassau Coliseum (Uniondale, N.Y.)
- 7 First Union Center (Philadelphia)

LEADING SCORERS

Keith Bogans (6-5 So. G)	17.0
Tayshaun Prince (6-9 Jr. F)	16.9
Jason Parker (6-8 Fr. C)	8.6
Marquis Estill (6-9 So. F)	7.3
Saul Smith (6-2 Sr. G)	6.8

2001-02 (22-10, 10-6 SEC)

Co-SEC East Champions | Ranked 16th AP, 13th USA Today/ESPN

Coach: Tubby Smith | Captains: Jan. P. Blevins, Tayshaun Prince

Nov. 15	1 WESTERN KENTUCKY	4/NR	52-64	L
Nov. 16	1 MARSHALL	4/NR	90-73	W
Nov. 24	MOREHEAD STATE	10/NR	94-75	W
Nov. 28	2 Kent State	13/NR	82-68	W
Dec. 5	VMI	11/NR	99-57	W
Dec. 8	NORTH CAROLINA	11/NR	79-59	W
Dec. 15	KENTUCKY STATE	9/NR	118-63	W
Dec. 18	3 Duke	7/1	92-95	L OT
Dec. 22	4 Indiana	7/NR	66-52	W
Dec. 29	LOUISVILLE	6/NR	82-62	W
Jan. 2	5 Tulane	6/NR	101-67	W
Jan. 5	* at Mississippi State	6/NR	69-74	L OT
Jan. 9	* GEORGIA	8/NR	84-88	L
Jan. 12	* at South Carolina	8/NR	51-50	W
Jan. 15	* OLE MISS	12/NR	87-64	W
Jan. 19	at Notre Dame	12/NR	72-65	W
Jan. 22	* at Auburn	8/NR	69-62	W
Jan. 26	* ALABAMA	8/14	61-64	L
Jan. 29	* at Florida	10/5	70-68	W
Feb. 2	* SOUTH CAROLINA	10/NR	91-74	W
Feb. 6	* at Tennessee	7/NR	74-76	L OT
Feb. 9	* at LSU	7/NR	68-56	W
Feb. 13	* VANDERBILT	10/NR	67-59	W
Feb. 16	* at Georgia	10/21	69-78	L
Feb. 19	* TENNESSEE	12/NR	64-61	W
Feb. 23	* ARKANSAS	12/NR	71-58	W
Feb. 27	* at Vanderbilt	11/NR	73-86	L
Mar. 2	* FLORIDA	11/8	70-67	W
SEC Tournament (Atlanta)				
Mar. 8	6 South Carolina	12/NR	57-70	L
NCAA First/Second Rounds (St. Louis)				
Mar. 14	7 Valparaiso	16/NR	83-68	W
Mar. 16	7 Tulsa	16/NR	87-82	W
NCAA East Regional (Syracuse, N.Y.)				
Mar. 22	8 Maryland	16/4	68-78	L

2460-2183



- 1 NABC Classic (Madison Square Garden, New York)
- 2 US Bank Arena (Cincinnati)
- 3 Continental Arena (East Rutherford, N.J.)
- 4 RCA Dome (Indianapolis)
- 5 Freedom Hall (Louisville, Ky.)
- 6 Georgia Dome (Atlanta)
- 7 Edward Jones Dome (St. Louis)
- 8 Carrier Dome (Syracuse, N.Y.)

LEADING SCORERS

Tayshaun Prince (6-9 Sr. F)	17.5
Keith Bogans (6-5 Jr. G)	11.6
Marquis Estill (6-9 Jr. C)	8.9
Gerald Fitch (6-3 So. G)	8.9
Cliff Hawkins (6-1 So. G)	7.1

2002-03 (32-4, 16-0 SEC)**SEC Champions | SEC East Champions | SEC Tournament Champions | Ranked 1st AP, 4th USA Today/ESPN**

Coach: Tubby Smith

Captains: Keith Bogans, Jules Camara, Marquis Estill

Nov. 25	1	Arizona State	15/NR	82-65	W
Nov. 26	1	Virginia	15/NR	61-75	L
Nov. 27	1	Gonzaga	15/NR	80-72	W
Dec. 3		HIGH POINT	18/NR	84-64	W
Dec. 7		at North Carolina	18/12	98-81	W
Dec. 10		at Tulane	12/NR	76-60	W
Dec. 14		MICHIGAN STATE	12/21	67-71	L
Dec. 21	2	Indiana	18/6	70-64	W
Dec. 28		at Louisville	14/NR	63-81	L
Dec. 30		TENNESSEE STATE	20/NR	115-87	W
Jan. 2		ALCORN STATE	20/NR	94-63	W
Jan. 4	3	Ohio	20/NR	83-75	W
Jan. 8	*	at Tennessee	18/NR	74-71	W
Jan. 11	*	SOUTH CAROLINA	18/NR	62-55	W
Jan. 14	*	at Vanderbilt	16/NR	74-52	W
Jan. 18		NOTRE DAME	16/10	88-73	W
Jan. 22	*	AUBURN	8/24	67-51	W
Jan. 25	*	at Alabama	8/15	63-46	W
Feb. 1	*	at South Carolina	7/NR	87-69	W
Feb. 4	*	FLORIDA	6/1	70-55	W
Feb. 8	*	at Ole Miss	6/NR	80-62	W
Feb. 11	*	GEORGIA	3/20	87-67	W
Feb. 15	*	LSU	3/NR	68-57	W
Feb. 19	*	at Arkansas	2/NR	66-50	W
Feb. 23	*	MISSISSIPPI STATE	2/19	70-62	W
Feb. 26	*	TENNESSEE	2/NR	80-68	W
Mar. 2	*	at Georgia	2/21	74-66	W
Mar. 5	*	VANDERBILT	2/NR	106-44	W
Mar. 8	*	at Florida	2/3	69-67	W

SEC Tournament (New Orleans)

Mar. 14	4	Vanderbilt	2/NR	81-63	W
Mar. 15	4	Auburn	2/NR	78-58	W
Mar. 16	4	Mississippi State	2/NR	64-57	W

NCAA First/Second Rounds (Nashville, Tenn.)

Mar. 21	5	IUPUI	1/NR	95-64	W
Mar. 23	5	Utah	1/NR	74-54	W

NCAA Midwest Regional (Minneapolis)

Mar. 27	6	Wisconsin	1/21	63-57	W
Mar. 29	6	Marquette	1/9	69-83	L

2782-2309

- 1 EA Sports Maui Invitational (Lahaina Civic Center | Maui, Hawaii)
- 2 Freedom Hall (Louisville, Ky.)
- 3 US Bank Arena (Cincinnati)
- 4 Louisiana Superdome (New Orleans)
- 5 Gaylord Entertainment Center (Nashville, Tenn.)
- 6 Hubert H. Humphery Metrodome (Minneapolis)

LEADING SCORERS

Keith Bogans (6-5 Sr. G)	15.7
Gerald Fitch (6-3 Jr. G)	12.3
Marquis Estill (6-9 Sr. C)	11.6
Erik Daniels (6-8 Jr. F)	9.5
Chuck Hayes (6-6 So. F)	8.6

2003-04 (27-5, 13-3 SEC)**SEC East Champions | SEC Tournament Champions | Ranked 2nd AP, 8th USA Today/ESPN**

Coach: Tubby Smith

Nov. 21		WINTHROP	10/NR	65-44	W
Nov. 28		TENNESSEE TECH	10/NR	108-81	W
Dec. 1	1	Marshall	9/NR	89-76	W
Dec. 6	2	UCLA	9/NR	52-50	W
Dec. 13	3	Michigan State	8/21	79-74	W
Dec. 20	4	Indiana	2/NR	80-41	W
Dec. 23		EASTERN KENTUCKY	2/NR	101-72	W
Dec. 27		LOUISVILLE	2/20	56-65	L
Dec. 31	5	Austin Peay	8/NR	61-53	W
Jan. 3		NORTH CAROLINA	8/9	61-56	W
Jan. 10	*	VANDERBILT	7/20	75-63	W
Jan. 13	*	at Mississippi State	5/20	67-66	W
Jan. 17	*	GEORGIA	5/NR	57-65	L
Jan. 20	*	at Tennessee	9/NR	69-68	W OT
Jan. 25		at Notre Dame	9/NR	71-63	W
Jan. 28	*	OLE MISS	5/NR	71-61	W
Jan. 31	*	at Vanderbilt	5/NR	60-66	L
Feb. 3	*	at Florida	9/21	68-65	W
Feb. 7	*	SOUTH CAROLINA	9/25	65-64	W
Feb. 10	*	ALABAMA	8/NR	66-55	W
Feb. 14	*	at Georgia	8/NR	68-74	L
Feb. 18	*	ARKANSAS	9/NR	73-56	W
Feb. 21	*	at Auburn	9/NR	68-59	W
Feb. 25	*	TENNESSEE	9/NR	92-60	W
Feb. 29	*	at LSU	9/NR	70-64	W
Mar. 3	*	at South Carolina	9/NR	84-65	W
Mar. 7	*	FLORIDA	9/NR	82-62	W

SEC Tournament (Atlanta)

Mar. 12	6	Georgia	8/NR	69-60	W
Mar. 13	6	South Carolina	8/NR	78-63	W
Mar. 14	6	Florida	8/NR	89-73	W

NCAA First/Second Rounds (Columbus, Ohio)

Mar. 19	7	Florida A&M	2/NR	96-76	W
Mar. 21	7	UAB	2/NR	75-76	L

2365-2036

- 1 US Bank Arena (Cincinnati)
- 2 Wooden Classic (Arrowhead Pond | Anaheim, Calif.)
- 3 Ford Field (Detroit)
- 4 RCA Dome (Indianapolis)
- 5 Freedom Hall (Louisville, Ky.)
- 6 Georgia Dome (Atlanta)
- 7 Nationwide Arena (Columbus, Ga.)

LEADING SCORERS

Gerald Fitch (6-3 Sr. G)	16.2
Erik Daniels (6-8 Sr. F)	14.5
Kelenna Azubuike (6-5 So. G)	11.1
Chuck Hayes (6-6 Jr. F)	10.7
Cliff Hawkins (6-1 Sr., G)	10.3

2004-05 (28-6, 14-2 SEC)**SEC Champions | SEC East Champions | Ranked 7th AP, 5th USA Today/ESPN**

Coach: Tubby Smith | Captains: Josh Carrier, Chuck Hayes

Nov. 20		COPPIN STATE	9/NR	77-46	W
Nov. 23	1	Ball State	8/NR	73-53	W
Nov. 26		GEORGIA STATE	8/NR	77-59	W
Nov. 30		TENNESSEE TECH	8/NR	92-63	W
Dec. 4		at North Carolina	8/9	78-91	L
Dec. 8		MOREHEAD STATE	10/NR	71-40	W
Dec. 11	2	Indiana	10/NR	73-58	W
Dec. 18		at Louisville	9/13	60-58	W
Dec. 22		WILLIAM & MARY	8/NR	92-47	W
Dec. 29		CAMPBELL	8/NR	82-50	W
Jan. 5	*	SOUTH CAROLINA	8/NR	79-75	W
Jan. 9		KANSAS	8/2	59-65	L
Jan. 12	*	VANDERBILT	9/NR	69-54	W
Jan. 15	*	at Georgia	9/NR	76-55	W
Jan. 19	*	at Ole Miss	8/NR	53-50	W



Jan. 22	*	LSU	8/NR	89-58	W
Jan. 25	*	at Tennessee	7/NR	84-62	W
Jan. 29	*	at Arkansas	7/NR	68-67	W
Feb. 5	*	at Vanderbilt	6/NR	84-70	W
Feb. 8	*	FLORIDA	5/NR	69-66	W
Feb. 12	*	GEORGIA	5/NR	60-51	W
Feb. 15	*	at South Carolina	3/NR	61-73	L
Feb. 19	*	MISSISSIPPI STATE	3/NR	94-78	W
Feb. 23	*	AUBURN	5/NR	81-73	W
Feb. 26	*	at Alabama	5/16	78-71	W
Mar. 2	*	TENNESSEE	3/NR	73-61	W
Mar. 6	*	at Florida	3/NR	52-53	L

SEC Tournament (Atlanta)					
Mar. 11	3	Tennessee	4/NR	86-62	W
Mar. 12	3	LSU	4/NR	79-78	W OT
Mar. 13	3	Florida	4/NR	53-70	L

NCAA First/Second Rounds (Indianapolis)					
Mar. 17	4	Eastern Kentucky	7/NR	72-64	W
Mar. 19	4	Cincinnati	7/23	69-60	W

NCAA Austin Regional (Austin, Texas)					
Mar. 25	5	Utah	7/18	62-52	W
Mar. 27	5	Michigan State	7/15	88-94	L 2OT

2503-2127

- 1 US Bank Arena (Cincinnati)
- 2 Freedom Hall (Louisville, Ky.)
- 3 Georgia Dome (Atlanta)
- 4 RCA Dome (Indianapolis)
- 5 Frank Erwin Center (Austin, Texas)

LEADING SCORERS

Kelenna Azubuike (6-5 Jr. F)	14.7
Patrick Sparks (6-0 Jr. G)	11.0
Chuck Hayes (6-6 Sr. F)	10.9
Randolph Morris (6-10 Fr. C)	8.8
Rajon Rondo (6-1 Fr G)	8.1

2005-06 (22-13, 9-7 SEC)

Coach: Tubby Smith | Captains: Preston LeMaster, Ravi Moss, Patrick Sparks, Brandon Stockton

Nov. 13	1	SOUTH DAKOTA STATE	9/NR	71-54	W
Nov. 14	1	LIPSCOMB	8/NR	67-49	W
Nov. 21	2	Iowa	7/18	63-67	L
Nov. 22	2	West Virginia	7/13	80-66	W
Nov. 25		LIBERTY	7/NR	81-51	W
Nov. 29		HIGH POINT	10/NR	75-55	W
Dec. 3		NORTH CAROLINA	10/NR	79-83	L
Dec. 6	3	at Georgia State	15/NR	73-46	W
Dec. 10	4	Indiana	15/18	53-79	L
Dec. 17		LOUISVILLE	23/4	73-61	W
Dec. 23	5	Iona	19/NR	73-67	W
Dec. 30	6	Ohio	18/NR	71-63	W
Jan. 3		UCF	19/NR	59-57	W
Jan. 7		at Kansas	19/NR	46-73	L
Jan. 10	*	VANDERBILT	NR/NR	51-57	L
Jan. 14	*	ALABAMA	NR/NR	64-68	L
Jan. 17	*	at Georgia	NR/NR	69-55	W
Jan. 21	*	SOUTH CAROLINA	NR/NR	80-78	W
Jan. 24	*	at Auburn	NR/NR	71-62	W
Jan. 29	*	ARKANSAS	NR/NR	78-76	W
Feb. 1	*	at Mississippi State	NR/NR	81-66	W
Feb. 4	*	at Florida	NR/8	80-95	L
Feb. 7	*	TENNESSEE	NR/11	67-75	L
Feb. 11	*	at Vanderbilt	NR/NR	81-84	L
Feb. 15	*	GEORGIA	NR/NR	68-61	W
Feb. 18	*	at South Carolina	NR/NR	79-66	W
Feb. 22	*	OLE MISS	NR/NR	80-40	W
Feb. 25	*	at LSU	NR/24	67-71	L
Mar. 1	*	at Tennessee	NR/11	80-78	W
Mar. 5	*	FLORIDA	NR/17	64-79	L

SEC Tournament (Nashville, Tenn.)					
Mar. 9	7	Ole Miss	NR/NR	71-57	W
Mar. 10	7	Alabama	NR/NR	68-61	W
Mar. 11	7	South Carolina	NR/NR	61-65	L

NCAA First/Second Rounds (Philadelphia)					
Mar. 17	8	UAB	NR/25	69-64	W
Mar. 19	8	Connecticut	NR/2	83-87	L

2477-2314

- 1 Guardians Classic (Lexington, Ky.)
- 2 Guardians Classic (Municipal Auditorium | Kansas City, Mo.)
- 3 Philips Arena (Atlanta)
- 4 RCA Dome (Indianapolis)
- 5 Freedom Hall (Louisville, Ky.)
- 6 US Bank Arena (Cincinnati)
- 7 Gaylor Entertainment Center (Nashville, Tenn.)
- 8 Wachovia Center (Philadelphia)

LEADING SCORERS

Randolph Morris (6-10 So. C)	13.3
Rajon Rondo (6-1 So. G)	11.2
Joe Crawford (6-4 So. G)	10.2
Patrick Sparks (6-0 Sr. G)	9.7
Ramel Bradley (6-1 So. G)	7.9

2006-07 (22-12, 9-7 SEC)

Coach: Tubby Smith
Captains: Lukasz Obrzut, Bobby Perry, Shera Thomas

Nov. 15		MIAMI (OHIO)	22/NR	57-46	W
Nov. 17		MISS. VALLEY ST.	22/NR	79-56	W
Nov. 20	1	DePaul	20/NR	87-81	W
Nov. 21	1	UCLA	20/5	68-73	L
Nov. 22	1	Memphis	20/11	63-80	L
Nov. 28		COL. of CHARLESTON	NR/NR	77-61	W
Dec. 2		at North Carolina	NR/7	63-75	L
Dec. 5	2	Chattanooga	NR/NR	79-53	W
Dec. 9		INDIANA	NR/NR	59-54	W
Dec. 16		at Louisville	NR/NR	61-49	W
Dec. 19		SANTA CLARA	NR/NR	74-60	W
Dec. 22		MASSACHUSETTS	NR/NR	82-68	W
Dec. 29		EASTERN KY.	NR/NR	78-65	W
Jan. 3		HOUSTON	NR/NR	77-70	W
Jan. 6	*	at Ole Miss	NR/NR	68-58	W
Jan. 10	*	AUBURN	NR/NR	84-57	W
Jan. 13	*	MISSISSIPPI STATE	NR/NR	64-60	W
Jan. 16	*	at South Carolina	25/NR	87-49	W
Jan. 20	*	VANDERBILT	25/NR	67-72	L
Jan. 24	*	at Georgia	NR/NR	69-78	L OT
Jan. 28	*	TENNESSEE	NR/NR	76-57	W
Feb. 3	*	at Arkansas	NR/NR	82-74	W
Feb. 7	*	SOUTH CAROLINA	20/NR	95-89	W
Feb. 10	*	FLORIDA	20/1	61-64	L
Feb. 13	*	at Tennessee	20/NR	85-89	L
Feb. 17	*	at Alabama	20/25	61-72	L
Feb. 20	*	LSU	NR/NR	70-63	W
Feb. 25	*	at Vanderbilt	NR/17	65-67	L
Feb. 28	*	GEORGIA	NR/NR	82-70	W
Mar. 4	*	at Florida	NR/5	72-85	L

SEC Tournament (Atlanta)					
Mar. 8	3	Alabama	NR/NR	79-67	W
Mar. 9	3	Mississippi State	NR/NR	82-84	L OT

NCAA First/Second Rounds (Chicago)					
Mar. 16	4	Villanova	NR/NR	67-58	W
Mar. 18	4	Kansas	NR/2	76-88	L

2496-2302

- 1 EA Sports Maui Invitational (Lahaina Civic Center | Maui, Hawaii)
- 2 Freedom Hall (Louisville, Ky.)
- 3 Georgia Dome (Atlanta)
- 4 United Center (Chicago)

LEADING SCORERS

Randolph Morris (6-11 Jr. C)	16.1
Joe Crawford (6-5 Jr. G)	14.0
Ramel Bradley (6-2 Jr. G)	13.4
Jodie Meeks (6-5 Fr. G)	8.7
Bobby Perry (6-8 Sr. F)	8.4

**BILLY GILLISPIE ERA (2008-2009)****2007-08 (18-13, 12-4 SEC)**

Coach: Billy Gillispie					
Nov. 6	1	CENTRAL ARKANSAS	20/nr	67-40	W
Nov. 7	1	GARDNER-WEBB	20/NR	68-84	L
Nov. 21		LIBERTY	NR/NR	80-54	W
Nov. 24		TEXAS SOUTHERN	NR/NR	83-35	W
Nov. 27		STONY BROOK	NR/NR	62-52	W
Dec. 1		NORTH CAROLINA	NR/1	77-86	L
Dec. 8		at Indiana	NR/15	51-70	L
Dec. 15	2	vs. UAB	NR/NR	76-79	L
Dec. 18		at Houston	NR/NR	69-83	L
Dec. 22		TENNESSEE TECH	NR/NR	69-47	W
Dec. 29		SAN DIEGO	NR/NR	72-81	L
Dec. 31		FLORIDA INTERNATIONAL	NR/NR	92-49	W
Jan. 5		LOUISVILLE	NR/NR	75-89	L
Jan. 12	*	VANDERBILT	NR/13	79-73	W OT
Jan. 15	*	at Mississippi State	NR/NR	69-64	L
Jan. 19	*	at Florida	NR/NR	70-81	L OT
Jan. 22	*	TENNESSEE	NR/8	72-66	W
Jan. 26	*	SOUTH CAROLINA	NR/NR	78-70	W
Feb. 2	*	at Georgia	NR/NR	63-58	W
Feb. 6	*	at Auburn	NR/NR	66-63	W
Feb. 9	*	ALABAMA	NR/NR	62-52	W
Feb. 12	*	at Vanderbilt	NR/24	52-93	L
Feb. 16	*	at LSU	NR/NR	67-63	W
Feb. 19	*	GEORGIA	NR/NR	61-55	W
Feb. 23	*	ARKANSAS	NR/NR	63-58	W
Feb. 27	*	OLE MISS	NR/NR	58-54	W
Mar. 2	*	at Tennessee	NR/2	60-63	L
Mar. 5	*	at South Carolina	NR/NR	71-63	W
Mar. 9	*	FLORIDA	NR/NR	75-70	W

SEC Tournament (Atlanta)

Mar. 15	3	vs. Georgia	NR/NR	56-60	L OT
---------	---	-------------	-------	-------	------

NCAA First/Second Rounds (Anaheim, Calif.)

Mar. 20	4	vs. Marquette	NR/25	66-74	L
---------	---	---------------	-------	-------	---

2129-2029

- 1 2k Sports College Hoops Classic (Lexington, Ky.)
- 2 Freedom Hall (Louisville, Ky.)
- 3 Alexander Memorial Coliseum- Ga. Tech (Atlanta)
- 4 Honda Center (Anaheim, Calif.)

LEADING SCORERS

Joe Crawford (6-5, Sr.)	17.9
Patrick Patterson (6-8, Fr.)	16.4
Ramel Bradley (6-2, Sr.)	15.9
Jodie Meeks (6-4, So.)	8.8
Perry Stevenson (6-9, So.)	5.9

2008-09 (22-14, 8-8 SEC)

Coach: Billy Gillispie					
Nov. 14		VMI	NR/NR	103-111	L
Nov. 18		at North Carolina	NR/1	58-77	L
Nov. 22	1	DELAWARE STATE	NR/NR	71-42	W
Nov. 24	1	LONGWOOD	NR/NR	91-57	W
Nov. 28	2	vs. Kansas State	NR/NR	74-72	L
Nov. 29	2	VS. WEST VIRGINIA	NR/NR	54-43	W
Dec. 3		LAMAR	NR/NR	103-61	W
Dec. 6		MIAMI (FLA.)	NR/21	67-73	L
Dec. 7		MISS. VALLEY ST.	NR/NR	88-65	W
Dec. 13		INDIANA	NR/NR	72-54	W
Dec. 20	3	vs. Appalachian State	NR/NR	93-69	W
Dec. 22		TENNESSEE STATE	NR/NR	102-58	W
Dec. 27		FLORIDA ATLANTIC	NR/NR	76-69	W
Dec. 29		CENTRAL MICHIGAN	NR/NR	84-52	W
Jan. 4		at Louisville	NR/18	71-74	L
Jan. 10	*	VANDERBILT	NR/NR	70-60	W
Jan. 13	*	at Tennessee	NR/24	90-72	W
Jan. 18	*	at Georgia	NR/NR	68-45	W
Jan. 21	*	AUBURN	NR/NR	73-64	W
Jan. 24	*	at Alabama	NR/NR	61-51	W
Jan. 27	*	at Ole Miss	NR/NR	80-85	L
Jan. 31	*	SOUTH CAROLINA	NR/NR	77-78	L

Feb. 3	*	MISSISSIPPI STATE	NR/NR	57-66	L
Feb. 10	*	FLORIDA	NR/NR	68-65	W
Feb. 14	*	at Arkansas	NR/NR	79-63	W
Feb. 17	*	at Vanderbilt	NR/NR	64-77	L
Feb. 21	*	TENNESSEE	NR/NR	77-58	W
Feb. 25	*	at South Carolina	NR/NR	59-77	L
Feb. 28	*	LSU	NR/18	70-73	L
Mar. 4	*	GEORGIA	NR/NR	85-90	L
Mar. 7	*	at Florida	NR/NR	53-60	L

SEC Tournament (Tampa, Fla.)

Mar. 12	4	vs. Ole Miss	NR/NR	71-58	W
Mar. 13	4	vs. LSU	NR/20	58-67	L

NIT

Mar. 17	5	UNLV	NR/NR	70-60	W
Mar. 23	6	at Creighton	NR/NR	65-63	W
Mar. 25	7	at Notre Dame	NR/NR	67-77	L

2669-2386

- 1 Las Vegas Invitational (Lexington, Ky.)
- 2 Las Vegas Invitational (Orleans Arena | Las Vegas, Nev.)
- 3 Freedom Hall (Louisville)
- 4 St. Pete Times Forum (Tampa, Fla.)
- 5 Memorial Coliseum (Lexington, Ky.)
- 6 Qwest Center (Omaha, Neb.)
- 7 Joyce Center (South Bend, Ind.)

LEADING SCORERS

Jodie Meeks (6-4, Jr., G)	23.7
Patrick Patterson (6-9, So., F)	17.9
Perry Stevenson (6-9, Jr., F)	7.8
Ramon Harris (6-7, Jr., G)	5.5
Darius Miller (6-7, Fr., G)	5.3

JOHN CALIPARI ERA (2010-PRES.)**2009-10 (35-3, 14-2 SEC)**

SEC Champions | SEC East Champions | SEC Tournament Champions | Ranked 2nd AP, 5th USA Today/ESPN

Coach: John Calipari

Nov. 13		MOREHEAD STATE	4/NR	75-59	W
Nov. 16		MIAMI (OHIO)	4/NR	72-70	W
Nov. 19	1	SAM HOUSTON STATE	4/NR	102-92	W
Nov. 21	1	RIDER	4/NR	92-63	W
Nov. 24	2	vs. Cleveland State	5/NR	73-49	W
Nov. 25	2	vs. Stanford	5/NR	73-65	W OT
Nov. 30	3	vs. UNC Asheville	5/NR	94-57	W
Dec. 5		NORTH CAROLINA	5/10	68-66	W
Dec. 9	4	vs. Connecticut	4/14	64-61	W
Dec. 12		at Indiana	4/NR	90-73	W
Dec. 19		AUSTIN PEAY	3/NR	90-69	W
Dec. 21		DREXEL	3/NR	88-44	W
Dec. 23		LONG BEACH STATE	3/NR	86-73	W
Dec. 29		HARTFORD	3/NR	104-61	W
Jan. 2		LOUISVILLE	3/NR	71-62	W
Jan. 9	*	GEORGIA	3/NR	76-68	W
Jan. 12	*	at Florida	2/NR	89-77	W
Jan. 16	*	at Auburn	2/NR	72-67	W
Jan. 23	*	ARKANSAS	2/NR	101-70	W
Jan. 26	*	at South Carolina	1/NR	62-68	L
Jan. 30	*	VANDERBILT	1/21	85-72	W
Feb. 2	*	OLE MISS	4/25	85-75	W
Feb. 6	*	at LSU	4/NR	81-55	W
Feb. 9	*	ALABAMA	3/NR	66-55	W
Feb. 13	*	TENNESSEE	3/12	73-62	W
Feb. 16	*	at Mississippi State	3/NR	81-75	W OT
Feb. 20	*	at Vanderbilt	2/17	58-56	W
Feb. 25	*	SOUTH CAROLINA	2/NR	82-61	W
Feb. 27	*	at Tennessee	2/19	65-74	L
Mar. 3	*	at Georgia	3/NR	80-69	W
Mar. 7	*	FLORIDA	3/NR	74-66	W

SEC Tournament (Nashville, Tenn.)

Mar. 12	5	vs. Alabama	2/NR	73-67	W
Mar. 13	5	vs. Tennessee	2/15	74-45	W
Mar. 14	5	vs. Mississippi State	2/NR	75-74	W OT

NCAA First/Second Rds. (New Orleans)



Mar. 18	6	vs. ETSU	2/NR	100-71	W
Mar. 20	6	vs. Wake Forest	2/NR	90-60	W
NCAA East Regional (Syracuse, N.Y.)					
Mar. 25	7	vs. Cornell	2/NR	62-45	W
Mar. 27	7	vs. West Virginia	2/6	66-73	L

3012-2468

- 1 Cancun Challenge (Rupp Arena | Lexington, Ky.)
- 2 Cancun Challenge (Moon Palace Resort | Cancun, Mexico)
- 3 Freedom Hall (Louisville, Ky.)
- 4 SEC/Big East Invitational (Madison Square Garden | New York)
- 5 Bridgestone Arena (Nashville, Tenn.)
- 6 New Orleans Arena (New Orleans)
- 7 Carrier Dome (Syracuse, N.Y.)

LEADING SCORERS

John Wall (6-4, Fr.)	16.6
DeMarcus Cousins (6-11, Fr.)	15.1
Patrick Patterson (6-9, Jr.)	14.3
Eric Bledsoe (6-1, Fr.)	11.3
Darius Miller (6-7, So.)	6.5

2010 Canada Exhibition Tour			
(Not counted in win-loss record)			
Aug. 15	Windsor	95-62	W
Aug. 16	Western Ontario	96-68	W
Aug. 17	Windsor	104-75	W

2010-11 (29-9, 10-6 SEC)

SEC Tournament Champions | NCAA Final Four | Ranked 11th AP, 3rd USA Today/ESPN

Coach: John Calipari

Nov. 12	ETSU	11/NR	88-65	W
Nov. 19	1 Portland	12/NR	79-48	W
Nov. 22	2 Oklahoma	8/NR	76-64	W
Nov. 23	2 Washington	8/13	74-67	W
Nov. 24	2 Connecticut	8/NR	67-84	L
Nov. 30	BOSTON	10/NR	91-57	W
Dec. 4	* at North Carolina	10/NR	73-75	L
Dec. 8	3 Notre Dame	17/23	72-58	W
Dec. 11	INDIANA	17/NR	81-62	W
Dec. 18	MISS. VALLEY ST.	17/NR	85-60	W
Dec. 22	WINTHROP	13/NR	89-52	W
Dec. 28	COPPIN STATE	11/NR	91-61	W
Dec. 31	at Louisville	11/22	78-63	W
Jan. 3	PENN	10/NR	86-62	W
Jan. 8	* at Georgia	10/NR	70-77	L
Jan. 11	* AUBURN	13/NR	78-54	W
Jan. 15	* LSU	13/NR	82-44	W
Jan. 18	* at Alabama	12/NR	66-68	L
Jan. 22	* at South Carolina	12/NR	67-58	W
Jan. 29	* GEORGIA	14/NR	66-60	W
Feb. 1	* at Ole Miss	10/NR	69-71	L
Feb. 5	* at Florida	10/NR	68-70	W
Feb. 8	* TENNESSEE	18/NR	73-61	W
Feb. 12	* at Vanderbilt	18/23	77-81	L
Feb. 15	* MISSISSIPPI STATE	22/NR	85-79	W
Feb. 19	* SOUTH CAROLINA	22/NR	90-59	W
Feb. 23	* at Arkansas	22/NR	76-77	L OT
Feb. 26	* FLORIDA	22/13	76-68	W
Mar. 1	* VANDERBILT	20/21	68-66	W
Mar. 6	* at Tennessee	20/NR	64-58	W

SEC Tournament (Atlanta)

Mar. 11	4 Ole Miss	15/NR	75-66	W
Mar. 12	4 Alabama	15/NR	72-58	W
Mar. 13	4 Florida	15/12	70-54	W

NCAA First/Second Rounds (Tampa, Fla.)

Mar. 17	5 Princeton	11/NR	59-57	W
Mar. 19	5 West Virginia	11/22	71-63	W

NCAA East Regional (Newark, N.J.)

Mar. 25	6 Ohio State	11/1	62-60	W
Mar. 27	6 North Carolina	11/7	76-69	W

NCAA Final Four (Houston)

April 2	7 Connecticut	11/9	55-56	L
---------	---------------	------	-------	---

2845-2412

- 1 Rose Garden (Portland, Ore.)
- 2 EA Sports Maui Invitational (Lahaina Civic Center | Maui, Hawaii)
- 3 SEC/Big East Invitational (Freedom Hall | Louisville, Ky.)
- 4 Georgia Dome (Atlanta)
- 5 St. Pete Times Forum (Tampa, Fla.)
- 6 Prudential Center (Newark, N.J.)
- 7 Reliant Stadium (Houston)

LEADING SCORERS

Brandon Knight (6-3 Fr. G)	17.3
Terrence Jones (6-8 Fr. F)	15.7
Doron Lamb (6-4 Fr. G)	12.3
Darius Miller (6-7 Jr. G)	10.9
DeAndre Liggins (6-6 Jr. G)	8.6

2011-12 (38-2, 16-0 SEC)

National Champions | SEC Champions | SEC East Champions | Ranked 1st AP, 1st Coaches

Coach: John Calipari

Nov. 11	MARIST	2/NR	108-58	W
Nov. 15	1 vs. Kansas	2/12	75-65	W
Nov. 19	2 vs. Penn State	2/NR	85-47	W
Nov. 20	2 vs. Old Dominion	2/NR	62-52	W
Nov. 23	RADFORD	2/NR	88-40	W
Nov. 26	PORTLAND	2/NR	87-63	W
Dec. 1	ST. JOHN'S	1/NR	81-59	W
Dec. 3	NORTH CAROLINA	1/5	73-72	W
Dec. 10	at Indiana	1/NR	72-73	L
Dec. 17	CHATTANOOGA	3/NR	87-62	W
Dec. 20	SAMFORD	3/NR	82-50	W
Dec. 22	LOYOLA	3/NR	87-63	W
Dec. 28	LAMAR	3/NR	86-64	W
Dec. 31	LOUISVILLE	3/4	69-62	W
Jan. 3	3 vs. Ark. Little Rock	2/NR	73-51	W
Jan. 7	* SOUTH CAROLINA	2/NR	79-64	W
Jan. 11	* at Auburn	2/NR	68-53	W
Jan. 14	* at Tennessee	2/NR	65-62	W
Jan. 17	* ARKANSAS	2/NR	86-63	W
Jan. 21	* ALABAMA	2/NR	77-71	W
Jan. 24	* at Georgia	1/NR	57-44	W
Jan. 28	* at LSU	1/NR	74-50	W
Jan. 31	* TENNESSEE	1/NR	69-44	W
Feb. 4	* at South Carolina	1/NR	86-52	W
Feb. 7	* FLORIDA	1/8	78-58	W
Feb. 11	* at Vanderbilt	1/NR	69-63	W
Feb. 18	* OLE MISS	1/NR	77-62	W
Feb. 21	* at Mississippi State	1/NR	73-64	W
Feb. 25	* VANDERBILT	1/NR	83-74	W
Mar. 1	* GEORGIA	1/NR	79-49	W
Mar. 4	* at Florida	1/16	74-59	W

SEC Tournament (New Orleans)

Mar. 9	4 LSU	1/NR	60-51	W
Mar. 10	4 Florida	1/22	74-71	W
Mar. 11	4 Vanderbilt	1/NR	64-71	L

NCAA First/Second Rounds (Louisville, Ky.)

Mar. 15	5 Western Kentucky	1/NR	81-66	W
Mar. 17	5 Iowa State	1/NR	87-71	W

NCAA East Regional (Atlanta)

Mar. 23	6 Indiana	1/16	102-90	W
Mar. 25	6 Baylor	1/9	82-70	W

NCAA Final Four (New Orleans)

Mar. 31	7 Louisville	1/17	69-61	W
April 2	7 Kansas	1/6	67-59	W

3095-2423

- 1 Champions Classic (Madison Square Garden | New York)
- 2 Hall of Fame Tip-off (Mohegan Sun | Uncasville, Conn.)
- 3 Freedom Hall (Louisville, Ky.)
- 4 Superdome (New Orleans)
- 5 KFC Yum! Center (Louisville, Ky.)
- 6 Georgia Dome (Atlanta)
- 7 Superdome (New Orleans)

LEADING SCORERS

Anthony Davis (6-10 Fr. F)	14.2
Doron Lamb (6-4 So. G)	13.7



Terrence Jones (6-9, So. F)	12.3
Michael Kidd-Gilchrist (6-7, Fr. F)	11.9
Marquis Teague (6-2, Fr. G)	10.0

2012-13 (21-12, 12-6 SEC)

Coach: John Calipari

Nov. 9	1 vs. Maryland	3/NR	72-69	W
Nov. 13	2 vs. Duke	3/9	68-75	L
Nov. 16	3 LAFAYETTE	3/NR	101-49	W
Nov. 21	3 MOREHEAD STATE	8/NR	81-70	W
Nov. 23	3 LIU-BROOKLYN	8/NR	104-75	W
Nov. 29	4 at Notre Dame	8/NR	50-64	L
Dec. 1	* BAYLOR	8/NR	55-64	L
Dec. 4	* SAMFORD	NR/NR	88-56	W
Dec. 8	* PORTLAND	NR/NR	74-46	W
Dec. 15	* LIPSCOMB	NR/NR	88-50	W
Dec. 22	* MARSHALL	NR/NR	82-54	W
Dec. 29	* at Louisville	NR/4	77-80	L
Jan. 2	* EASTERN MICHIGAN	NR/NR	90-38	W
Jan. 10	* at Vanderbilt	NR/NR	60-58	W
Jan. 12	* TEXAS A&M	NR/NR	71-83	L
Jan. 15	* TENNESSEE	NR/NR	75-65	W
Jan. 19	* at Auburn	NR/NR	75-53	W
Jan. 22	* at Alabama	NR/NR	55-59	L
Jan. 26	* LSU	NR/NR	75-70	W
Jan. 29	* at Ole Miss	NR/16	87-74	W
Feb. 2	* at Texas A&M	NR/NR	72-68	W OT
Feb. 5	* SOUTH CAROLINA	NR/NR	77-55	W
Feb. 9	* AUBURN	NR/NR	72-62	W
Feb. 12	* at Florida	25/7	52-69	L
Feb. 16	* at Tennessee	25/NR	58-88	L
Feb. 20	* VANDERBILT	NR/NR	74-70	W
Feb. 23	* MISSOURI	NR/NR	90-83	W OT
Feb. 27	* MISSISSIPPI STATE	NR/NR	85-55	W
Mar. 2	* at Arkansas	NR/NR	60-73	L
Mar. 7	* at Georgia	NR/NR	62-72	L
Mar. 9	* FLORIDA	NR/11	61-57	W

SEC Tournament (Nashville)

Mar. 15	5 Vanderbilt	NR/NR	48-64	L
---------	--------------	-------	-------	---

NIT First Round (Moon Township, Pa.)

Mar. 19	6 Robert Morris	NR/NR	57-59	L
---------	-----------------	-------	-------	---

2396-2127

- 1 Barclays Center Classic (Barclays Center | Brooklyn, N.Y.)
- 2 State Farm Champions Classic (Georgia Dome | Atlanta)
- 3 Barclays Center Classic (Rupp Arena)
- 4 SEC/Big East Challenge (South Bend, Ind.)
- 5 Bridgestone Arena (Nashville, Tenn.)
- 6 SeWall Center (Moon Township, Pa.)

LEADING SCORERS

Archie Goodwin (6-4.5 Fr. G)	14.1
Alex Poythress (6-7 Fr. F)	11.2
Nerlens Noel (6-10 Fr. F)	10.5
Kyle Wiltjer (6-10 So. F)	10.2
Ryan Harrow (6-2 So. G)	9.9

2013-14 (29-11, 12-6 SEC)

National Runner-Up | Keightley Classic Champions | Ranked 18th AP, 2nd Coaches

Coach: John Calipari

Nov. 8	UNC ASHEVILLE	1/NR	89-57	W
Nov. 10	NORTHERN KENTUCKY	1/NR	93-63	W
Nov. 12	1 vs. Michigan State	1/2	74-78	L
Nov. 17	2 ROBERT MORRIS	1/NR	87-49	W
Nov. 19	2 UT ARLINGTON	4/NR	105-76	W
Nov. 25	2 CLEVELAND STATE	3/NR	68-61	W
Nov. 27	2 EASTERN MICHIGAN	3/NR	81-63	W
Dec. 1	3 vs. Providence	3/NR	79-65	W
Dec. 6	4 vs. Baylor	3/20	62-67	L
Dec. 10	BOISE STATE	11/NR	70-55	W
Dec. 14	at North Carolina	11/18	77-82	L
Dec. 21	BELMONT	19/NR	93-80	W
Dec. 28	LOUISVILLE	19/6	73-66	W
Jan. 8	* MISSISSIPPI STATE	14/NR	85-63	W

Jan. 11	* at Vanderbilt	14/NR	71-62	W
Jan. 14	* at Arkansas	13/NR	85-87	L OT
Jan. 18	* TENNESSEE	13/NR	74-66	W
Jan. 21	* TEXAS A&M	14/NR	68-51	W
Jan. 25	* GEORGIA	14/NR	79-54	W
Jan. 28	* at LSU	11/NR	82-87	L
Feb. 1	* at Missouri	11/NR	84-79	W
Feb. 4	* OLE MISS	18/NR	80-64	W
Feb. 8	* at Mississippi State	18/NR	69-59	W
Feb. 12	* at Auburn	14/NR	64-56	W
Feb. 15	* FLORIDA	14/3	59-69	L
Feb. 18	* at Ole Miss	18/NR	84-70	W
Feb. 22	* LSU	18/NR	77-76	W OT
Feb. 27	* ARKANSAS	17/NR	67-71	L OT
Mar. 1	* at South Carolina	17/NR	67-72	L
Mar. 4	* ALABAMA	25/NR	55-48	W
Mar. 8	* at Florida	25/1	65-84	L

SEC Tournament (Atlanta)

Mar. 14	5 vs. LSU	RV/NR	85-67	W
Mar. 15	5 vs. Georgia	RV/NR	70-58	W
Mar. 16	5 vs. Florida	RV/1	60-61	L

NCAA Second/Third Rounds (St. Louis)

Mar. 21	6 vs. Kansas State	RV/NR	56-49	W
Mar. 23	6 vs. Wichita State	RV/2	78-76	W

NCAA Midwest Regional (Indianapolis)

Mar. 28	7 vs. Louisville	RV/5	74-69	W
Mar. 30	7 vs. Michigan	RV/7	75-72	W

NCAA Final Four (Arlington, Texas)

April 5	8 vs. Wisconsin	RV/12	74-73	W
April 7	8 vs. Connecticut	RV/18	54-60	L

2992-2665

- 1 State Farm Champions Classic (United Center | Chicago)
- 2 Keightley Classic (Rupp Arena | Lexington, Ky.)
- 3 Barclays Center (Brooklyn, N.Y.)
- 4 Big 12/SEC Challenge (AT&T Stadium | Arlington, Texas)
- 5 Georgia Dome (Atlanta)
- 6 Scottrade Center (St. Louis)
- 7 Lucas Oil Stadium (Indianapolis)
- 8 AT&T Stadium (Arlington, Texas)

LEADING SCORERS

Julius Randle (6-9 Fr. F)	15.0
James Young (6-7 Fr. G/F)	14.3
Aaron Harrison (6-6, Fr. G)	13.7
Andrew Harrison (6-6, Fr. G)	10.9
Willie Cauley-Stein (7-0, So. F)	6.8

2014 Big Blue Bahamas

(Not counted in win-loss record)

Aug. 10	Puerto Rico Reserves	74-49	W
Aug. 11	Chalons-Reims	81-58	W
Aug. 12	Puerto Rico Reserves	93-57	W
Aug. 15	Dominican Republic	84-71	W
Aug. 16	Chalons-Reims	77-72	W
Aug. 17	Dominican Republic	62-63	L

2014-15 (38-1, 18-0 SEC)

NCAA Final Four | SEC Champions | SEC Tournament Champions | Cawood Leford Classic Champions | Ranked 1st AP, 3rd Coaches

Coach: John Calipari

Nov. 14	1 GRAND CANYON	1/NR	85-45	W
Nov. 16	1 BUFFALO	1/NR	71-52	W
Nov. 18	2 vs. Kansas	1/5	72-40	W
Nov. 21	1 BOSTON	1/NR	89-65	W
Nov. 23	1 MONTANA STATE	1/NR	86-28	W
Nov. 25	1 UT ARLINGTON	1/NR	92-44	W
Nov. 30	1 PROVIDENCE	1/RV	58-38	W
Dec. 5	3 TEXAS	1/6	63-51	W
Dec. 7	EASTERN KENTUCKY	1/NR	82-49	W
Dec. 10	COLUMBIA	1/NR	56-46	W
Dec. 13	NORTH CAROLINA	1/21	84-70	W
Dec. 20	4 vs. UCLA	1/NR	83-44	W
Dec. 27	at Louisville	1/4	58-50	W
Jan. 6	* OLE MISS	1/NR	89-86	W OT
Jan. 10	* at Texas A&M	1/NR	70-64	W 2OT



Jan. 13	*	MISSOURI	1/NR	86-37	W
Jan. 17	*	at Alabama	1/NR	70-48	W
Jan. 20	*	VANDERBILT	1/NR	65-57	W
Jan. 24	*	at South Carolina	1/NR	58-43	W
Jan. 29	*	at Missouri	1/NR	69-53	W
Jan. 31	*	ALABAMA	1/NR	70-55	W
Feb. 3	*	GEORGIA	1/NR	69-58	W
Feb. 7	*	at Florida	1/NR	68-61	W
Feb. 10	*	at LSU	1/NR	71-69	W
Feb. 14	*	SOUTH CAROLINA	1/NR	77-43	W
Feb. 17	*	at Tennessee	1/NR	66-48	W
Feb. 21	*	AUBURN	1/NR	110-75	W
Feb. 25	*	at Mississippi State	1/NR	74-56	W
Feb. 28	*	ARKANSAS	1/18	84-67	W
Mar. 3	*	at Georgia	1/NR	72-64	W
Mar. 7	*	FLORIDA	1/NR	67-50	W

SEC Tournament (Nashville, Tenn.)					
Mar. 13	5	vs. Florida	1/NR	64-49	W
Mar. 14	5	vs. Auburn	1/NR	91-67	W
Mar. 15	5	vs. Arkansas	1/21	78-63	W
NCAA Second/Third Rounds (Louisville, Ky.)					
Mar. 19	6	vs. Hampton	1/NR	79-56	W
Mar. 21	6	vs. Cincinnati	1/NR	64-51	W
NCAA Midwest Regional (Cleveland)					
Mar. 26	7	vs. West Virginia	1/20	78-39	W
Mar. 28	7	vs. Notre Dame	1/8	68-66	W
NCAA Final Four (Indianapolis)					
April 4	8	vs. Wisconsin	1/3	64-71	L

2900-2118

- 1 Cawood Ledford Classic (Rupp Arena | Lexington, Ky.)
- 2 State Farm Champions Classic (Bankers Life Fieldhouse | Indianapolis)
- 3 SEC/Big 12 Challenge (Rupp Arena | Lexington, Ky.)
- 4 CBS Sports Classic (United Center | Chicago)
- 5 Bridgestone Arena (Nashville, Tenn.)
- 6 KFC Yum! Center (Louisville, Ky.)
- 7 Quicken Loans Arena (Cleveland)
- 8 Lucas Oil Stadium (Indianapolis)

LEADING SCORERS		
Aaron Harrison (6-6 So. G)		11.0
Karl-Anthony Towns (6-11 Fr. F)		10.3
Devin Booker (6-6, Fr. G)		10.0
Andrew Harrison (6-6, So. G)		9.3
Willie Cauley-Stein (7-0, Jr. F)		8.9

2015-16 (27-9, 13-5 SEC)

SEC Champions SEC Tournament Champions Hoophall Miami Invitational Champions Ranked 10th AP, 16th Coaches					
Coach: John Calipari					
Nov. 13	1	ALBANY	2/NR	78-65	W
Nov. 14	1	NJIT	2/NR	87-57	W
Nov. 17	2	vs. Duke	2/5	74-63	W
Nov. 20		WRIGHT STATE	2/NR	78-63	W
Nov. 24	1	BOSTON U.	1/NR	82-62	W
Nov. 27	3	vs. South Florida	1/NR	84-63	W
Nov. 30		ILLINOIS STATE	1/NR	75-63	W
Dec. 3		at UCLA	1/NR	77-87	L
Dec. 9		EASTERN KY.	5/NR	88-67	W
Dec. 12		ARIZONA STATE	5/NR	72-58	W
Dec. 19	4	vs. Ohio State	4/NR	67-74	L
Dec. 26		LOUISVILLE	12/16	75-73	W
Jan. 2	*	OLE MISS	10/NR	83-61	W
Jan. 5	*	at LSU	9/NR	67-85	L
Jan. 9	*	at Alabama	9/NR	77-61	W
Jan. 12	*	MISSISSIPPI STATE	14/NR	80-74	W
Jan. 16	*	at Auburn	14/NR	70-75	L
Jan. 21	*	at Arkansas	23/NR	80-66	W
Jan. 23	*	VANDERBILT	23/NR	76-57	W
Jan. 27	*	MISSOURI	20/NR	88-54	W
Jan. 30	5	at Kansas	20/4	84-90	L OT
Feb. 2	*	at Tennessee	20/NR	77-84	L
Feb. 6	*	FLORIDA	20/RV	80-61	W

Feb. 9	*	GEORGIA	22/NR	82-48	W
Feb. 13	*	at S. Carolina	22/RV	89-62	W
Feb. 18	*	TENNESSEE	14/NR	80-70	W
Feb. 20	*	at Texas A&M	14/RV	77-79	L OT
Feb. 23	*	ALABAMA	16/NR	78-53	W
Feb. 27	*	at Vanderbilt	16/NR	62-74	L
Mar. 1	*	at Florida	22/NR	88-79	W
Mar. 5	*	LSU	22/NR	94-77	W

SEC Tournament (Nashville, Tenn.)					
Mar. 11	6	vs. Alabama	16/NR	85-59	W
Mar. 12	6	vs. Georgia	16/NR	93-80	W
Mar. 13	6	vs. Texas A&M	16/17	82-77	W OT
NCAA First/Second Rounds (Des Moines, Iowa)					
Mar. 17	7	vs. Stony Brook	10/NR	85-57	W
Mar. 19	7	vs. Indiana	10/14	67-73	L

2861-2451

- 1 Hoophall Miami Invitational (Rupp Arena | Lexington, Ky.)
- 2 State Farm Champions Classic (United Center | Chicago)
- 3 Hoophall Miami Invitational (American Airlines Arena | Miami)
- 4 CBS Sports Classic (Barclays Center | Brooklyn, N.Y.)
- 5 Big 12/SEC Challenge (Allen Fieldhouse | Lawrence, Kan.)
- 6 Bridgestone Arena (Nashville, Tenn.)
- 7 Wells Fargo Arena (Des Moines, Iowa)

LEADING SCORERS		
Jamal Murray (6-4 Fr. G)		20.0
Tyler Ulis (5-9 So. G)		17.3
Alex Poysthres (6-8, Sr. F)		10.2
Isaiah Briscoe (6-3, Fr. G)		9.6
Derek Willis (6-9, Jr. F)		7.7

2016-17 (32-6, 16-2 SEC)

SEC Champions SEC Tournament Champions Atlantis Showcase Champions Ranked 6th AP, 5th Coaches					
Coach: John Calipari					
Nov. 11		STEPHEN F. AUSTIN	2/NR	87-64	W
Nov. 13	1	CANISUUS	2/NR	93-69	W
Nov. 15	2	vs. Michigan State	2/13	69-48	W
Nov. 20	1	DUQUESNE	2/NR	93-59	W
Nov. 23	1	CLEVELAND STATE	1/NR	101-70	W
Nov. 25	1	UT MARTIN	1/NR	111-76	W
Nov. 28	3	vs. Arizona State	1/NR	115-69	W
Dec. 3		UCLA	1/11	92-97	L
Dec. 7		VALPARAISO	6/RV	87-63	W
Dec. 11	4	vs. Hofstra	6/NR	96-73	W
Dec. 17	5	vs. North Carolina	6/7	103-100	W
Dec. 21		at Louisville	6/10	70-73	L
Dec. 29	*	at Ole Miss	8/NR	99-76	W
Jan. 3	*	TEXAS A&M	6/NR	100-58	W
Jan. 7	*	ARKANSAS	6/NR	97-71	W
Jan. 10	*	at Vanderbilt	6/NR	87-81	W
Jan. 14	*	AUBURN	6/NR	92-72	W
Jan. 17	*	at Mississippi State	5/NR	88-81	W
Jan. 21	*	SOUTH CAROLINA	5/24	85-69	W
Jan. 24	*	at Tennessee	4/NR	80-82	L
Jan. 28	6	KANSAS	4/2	73-79	L
Jan. 31	*	GEORGIA	8/NR	90-81	W OT
Feb. 4	*	at Florida	8/24	66-88	L
Feb. 7	*	LSU	15/NR	92-85	W
Feb. 11	*	at Alabama	15/NR	67-58	W
Feb. 14	*	TENNESSEE	13/NR	83-58	W
Feb. 18	*	at Georgia	13/NR	82-77	W
Feb. 21	*	at Missouri	11/NR	72-62	W
Feb. 25	*	FLORIDA	11/13	76-66	W
Feb. 28	*	VANDERBILT	9/NR	73-67	W
Mar. 4	*	at Texas A&M	9/NR	71-63	W
SEC Tournament (Nashville, Tenn.)					
Mar. 10	7	vs. Georgia	8/NR	71-60	W
Mar. 11	7	vs. Alabama	8/NR	79-74	W
Mar. 12	7	vs. Arkansas	8/RV	82-65	W
NCAA First/Second Rounds (Indianapolis)					
Mar. 17	8	vs. Northern Kentucky	5/NR	79-70	W
Mar. 19	8	vs. Wichita State	5/19	65-62	W



NCAA South Regional (Memphis, Tenn.)				
Mar. 24	9	vs. UCLA	5/8	86-75 W
Mar. 26	9	vs. North Carolina	5/6	62-65 L

3225-2716

- 1 Bluegrass Showcase (Rupp Arena | Lexington, Ky.)
- 2 State Farm Champions Classic (Madison Square Garden | New York)
- 3 Atlantis Showcase (Imperial Arena | Paradise Island, Bahamas)
- 4 Brooklyn Hoops Winter Festival (Barclays Center | Brooklyn, N.Y.)
- 5 CBS Sports Classic (T-Mobile Arena | Las Vegas)
- 6 SEC/Big 12 Challenge (Rupp Arena, Lexington, Ky.)
- 7 Bridgestone Arena (Nashville, Tenn.)
- 8 Bankers Life Fieldhouse (Indianapolis)
- 9 FedEx Forum (Memphis, Tenn.)

LEADING SCORERS

Malik Monk (6-3 Fr. G)	19.8
De'Aaron Fox (6-3 Fr. G)	16.7
Bam Adebayo (6-10, Fr. F)	13.0
Isaiah Briscoe (6-3, So. G)	12.1
Derek Willis (6-9, Sr. F)	7.0

2017-18 (26-11, 10-8 SEC)**SEC Tournament Champions | Atlantis Showcase Champions | Ranked 18th AP, 17th Coaches**

Coach: John Calipari

Nov. 10		UTAH VALLEY	5/NR	73-63	W
Nov. 12		VERMONT	5/NR	73-69	W
Nov. 14	1	vs. Kansas	7/4	61-65	L
Nov. 17	2	ETSU	7/NR	78-61	W
N. 20	2	TROY	8/NR	70-62	W
Nov. 22	2	FORT WAYNE	8/NR	86-67	W
Nov. 26	2	UIC	8/NR	107-73	W
Dec. 2		HARVARD	7/NR	79-70	W
Dec. 9	3	vs. Monmouth	8/NR	93-76	W
Dec. 16		VIRGINIA TECH	8/RV	93-86	W
Dec. 23	4	vs. UCLA	7/NR	75-83	L
Dec. 29		LOUISVILLE	16/RV	90-61	W
Dec. 31	*	GEORGIA	16/NR	66-61	W
Jan. 3	*	at LSU	17/NR	74-71	W
Jan. 6	*	at Tennessee	17/23	65-76	L
Jan. 9	*	TEXAS A&M	21/RV	74-73	W
Jan. 13	*	at Vanderbilt	21/NR	74-67	W
Jan. 16	*	at South Carolina	18/NR	68-76	L
Jan. 20	*	FLORIDA	18/NR	64-66	L
Jan. 23	*	MISSISSIPPI STATE	RV/NR	78-65	W
Jan. 27	5	at West Virginia	RV/7	83-76	W
Jan. 30	*	VANDERBILT	21/NR	83-81	W OT
Feb. 3	*	at Missouri	21/NR	60-69	L
Feb. 6	*	TENNESSEE	24/15	59-61	L
Feb. 10	*	at Texas A&M	24/NR	74-85	L
Feb. 14	*	at Auburn	RV/10	66-76	L
Feb. 17	*	ALABAMA	RV/RV	81-71	W
Feb. 20	*	ARKANSAS	RV/RV	87-72	W
Feb. 24	*	MISSOURI	RV/RV	87-66	W
Feb. 28	*	OLE MISS	23/NR	96-78	W
Mar. 3	*	at Florida	23/RV	67-80	L

SEC Tournament (St. Louis)

Mar. 9	6	vs. Georgia	RV/NR	62-49	W
Mar. 10	6	vs. Alabama	RV/NR	86-63	W
Mar. 11	6	vs. Tennessee	RV/13	77-72	W

NCAA First/Second Rounds (Boise, Idaho)

Mar. 15	7	vs. Davidson	18/RV	78-73	W
Mar. 17	7	vs. Buffalo	18/RV	95-75	W

NCAA South Regional (Atlanta)

Mar. 22	8	vs. Kansas State	18/RV	58-61	L
---------	---	------------------	-------	-------	---

2840-2599

- 1 State Farm Champions Classic (United Center | Chicago)
- 2 Adolph Rupp Classic (Rupp Arena | Lexington)
- 3 Citi Hoops Classic (Madison Square Garden | New York)
- 4 CBS Sports Classic (Smoothie King Center | New Orleans)
- 5 Big 12/SEC Challenge (WVU Coliseum | Morgantown, W.Va.)
- 6 Scottrade Center (St. Louis)
- 7 Taco Bell Arena (Boise, Idaho)
- 8 Philips Arena (Atlanta)

LEADING SCORERS

Kevin Knox (6-9 Fr. F)	15.6
Shai Gilgeous-Alexander (6-6 Fr. G)	14.4
PJ Washington (6-7, Fr. F)	10.8
Hamidou Diallo (6-5, R-Fr. G)	10.0
Quarde Green (6-0, Fr. G)	9.3



SERIES RECORDS VS. OPPONENTS

SCHOOL	W	L	LAST TIME	DATE
Advent Memorial	0	1	L, 41-27	1/18/1909
Air Force	1	0	W, 78-58	12/17/1965
Akron	2	0	W, 83-64	11/28/1981
Alabama	112	37	W, 86-63	3/10/2018
Alaska-Anchorage	5	0	W, 62-42	12/27/1999
Albany	1	0	W, 78-65	11/13/2015
Alcorn State	1	0	W, 94-63	1/2/2003
Alumni	4	0	W, 62-25	12/7/1940
American	1	0	W, 75-52	12/23/1997
Appalachian State	1	0	W, 93-69	12/20/2008
Arizona	2	3	L, 63-51	11/26/1999
Arizona State	5	0	W, 115-69	11/28/2016
Arkansas	31	11	W, 87-72	2/20/2018
Arkansas-Little Rock	1	0	W, 73-51	1/3/2012
Arkansas State	1	0	W, 75-6	1/8/1945
Army	1	0	W, 80-65	12/21/1968
Ashland YMCA	2	0	W, 30-19	1/20/1914
Auburn	92	19	L, 66-76	2/14/2018
Austin Peay	5	0	W, 90-69	12/19/2009
Ball State	1	0	W, 73-53	11/23/2004
Baylor	7	2	L, 67-62	12/6/2013
Belmont	1	0	W, 93-80	12/21/2013
Berea	11	0	W, 56-32	12/4/1944
Bethany	1	0	W, 24-11	2/4/1911
Boise State	1	0	W, 70-55	12/10/2013
Boston University	5	0	W, 82-62	11/24/2015
Bowling Green	2	1	L, 56-54	12/16/1988
Bradley	3	0	W, 79-58	11/30/1979
Buffalo	2	0	W, 95-75	3/17/2018
Butler	4	0	W, 90-53	11/27/1982
BYU	3	0	W, 79-58	3/17/1984
California	2	0	W, 89-71	11/28/1988
Campbell	1	0	W, 82-50	12/29/2004
Canisius	3	0	W, 93-69	11/13/2016
Carnegie Tech	2	0	W, 61-14	12/28/1943
Centenary	3	1	W, 70-18	12/27/1940
Central^	7	9	W, 52-10	2/1/1912
Central Arkansas	1	0	W, 67-40	11/06/2007
Central Michigan	2	0	W, 84-52	12/29/2008
Centre^	18	10	W, 47-11	2/13/1929
Chaminade	1	0	W, 89-57	11/26/1985
Charlotte	2	0	W, 84-81	12/19/1987
Chattanooga	12	0	W, 87-62	12/17/2011
Chicago	2	0	W, 42-16	1/2/1935
Christ Church	0	4	L, 30-19	3/1/1913
Cincinnati	28	10	W, 64-51	3/21/2015
Cincinnati YMCA	0	2	L, 38-9	1/27/1906
City College of New York	0	1	L, 89-50	3/14/1950
Clemson	12	4	W, 76-61	11/29/1997
Cleveland State	3	0	W, 101-70	11/23/2016
College of Charleston	2	0	W, 77-61	11/28/2006
Colorado	1	0	W, 64-52	11/26/1998
Columbia	2	0	W, 56-46	12/10/2014
Coppin State	2	0	W, 91-61	12/28/2010
Cornell	1	1	W, 62-45	3/25/2010
Creighton	8	4	W, 65-63	3/23/2009
Cumberland	4	1	W, 37-21	1/15/1921
Dartmouth	3	1	W, 102-77	12/21/1973
Davidson	2	0	W, 78-73	3/15/2018
Dayton	3	2	L, 68-66	11/29/1999
Delaware State	1	0	W, 71-42	11/22/2008
DePaul	18	3	W, 87-81	11/20/2006

SCHOOL	W	L	LAST TIME	DATE
DePauw	1	3	W, 38-35	2/4/1944
Detroit Mercy	1	1	W, 83-46	12/7/1982
Drexel	1	0	W, 88-44	12/21/2009
Duke	12	9	W, 74-63	11/17/2015
Duquesne	2	0	W, 93-59	11/20/2016
Eastern Kentucky	12	0	W, 88-67	12/9/2015
Eastern Michigan	2	0	W, 81-63	11/27/2013
East Carolina	1	0	W, 86-52	12/20/1985
ETSU	5	0	W, 78-61	11/17/2017
FIU	1	0	W, 92-49	12/31/2007
Florida	100	40	L, 67-80	3/3/2018
Florida A&M	1	0	W, 96-76	3/19/2004
Florida Atlantic	1	0	W, 76-69	12/27/2008
Florida State	6	2	W, 106-81	3/27/1993
Fort Benning	1	0	W, 81-25	1/7/1946
Fort Knox	7	0	W, 80-41	12/1/1947
Fort Wayne	1	0	W, 86-67	11/22/2017
Furman	1	0	W, 104-73	12/19/1989
Gardner-Webb	0	1	L, 68-84	11/07/2007
George Washington	1	0	W, 70-55	11/24/1997
Georgetown (Ky.)	35	15	W, 39-19	12/2/1938
Georgetown	0	2	L, 53-40	3/31/1984
Georgia	126	26	W, 62-49	3/9/2018
Georgia State	2	0	W, 73-46	12/6/2005
Georgia Tech	56	15	L, 86-84	12/9/2000
Gonzaga	1	0	W, 80-72	11/27/2002
Grand Canyon	1	0	W, 84-45	11/14/2004
Great Lakes	0	2	L, 53-39	3/6/1943
Hampton	1	0	W, 79-56	3/19/2015
Hardin-Simmons	1	0	W, 83-55	12/1/1965
Hartford	1	0	W, 104-61	12/29/2009
Harvard	1	0	W, 79-70	12/2/2017
Hawaii	2	0	W, 86-59	11/28/1987
High Point	3	0	W, 75-55	11/29/2005
Hofstra	1	0	W, 96-73	12/11/2016
Holy Cross	3	0	W, 72-68	3/15/2001
Houston	3	1	L, 69-83	12/18/2007
Idaho	2	0	W, 91-35	12/17/1955
Illinois	11	4	W, 54-51	3/24/1984
Illinois State	1	0	W, 75-63	11/30/2019
Indiana	32	25	L, 73-67	3/19/2016
Indiana Central	4	0	W, 94-61	12/3/1949
Iona	6	0	W, 73-67	12/23/2005
Iowa	5	3	L, 67-63	11/21/2005
Iowa State	3	0	W, 87-71	3/17/2012
IUPUI	1	0	W, 95-64	3/21/2003
Jacksonville	1	1	W, 107-91	12/18/1981
Jacksonville State	1	0	W, 91-48	11/21/2000
Kansas	22	9	L, 61-65	11/14/2017
Kansas State	9	1	L, 58-61	3/22/2018
Kent State	1	0	W, 82-68	11/28/2001
Kentucky State	1	0	W, 118-63	12/15/2001
*Kentucky Wesleyan	8	2	W, 57-18	12/10/1938
Lafayette	1	0	W, 101-49	11/16/2012
Lamar	3	0	W, 86-64	12/28/2010
LaSalle	3	0	W, 109-77	12/2/1978
Lexington High	1	1	L, 36-29	1/13/1911
Lexington YMCA	2	5	L, 27-25	1/24/1913
Liberty	2	0	W, 80-54	11/21/2007
Lipscomb	2	0	W, 88-50	12/15/2012
LIU Brooklyn	3	1	W, 104-75	11/23/2012
Long Beach State	1	0	W, 86-73	12/23/2009



SERIES RECORDS VS. OPPONENTS

SCHOOL	W	L	LAST TIME	DATE
Longwood	1	0	W, 91-57	11/24/2008
Louisiana	0	1	L, 116-113 OT	3/5/2016
Louisville	35	16	W, 90-61	12/29/2017
Louisville Coliseum	1	1	L, 30-18	2/22/1908
Louisville YMCA	1	0	W, 30-21	1/17/1914
Louisville YMHA	1	0	W, 59-12	1/31/1914
Loyola (Ill.)	4	3	L, 100-91	3/14/1964
Loyola (La.)	1	0	W, 86-64	12/30/1963
Loyola (Md.)	1	0	W, 87-63	12/22/2011
LSU	89	26	W, 74-71	1/3/2018
Maine	1	0	W, 100-54	12/30/1980
Marietta	2	2	L, 27-23	3/4/1916
Marist	1	0	W, 108-58	11/11/2011
Marquette	7	7	L, 66-74	3/20/2008
Marshall	12	0	W, 82-54	12/22/2012
Maryland	8	5	W, 72-69	11/9/2012
Maryville	5	0	W, 53-14	12/13/1940
Memphis	0	1	L, 80-63	11/22/2006
Mercer	2	1	W, 82-51	11/19/1998
Mexico	3	0	W, 56-26	1/24/1942
Mexico YMCA	1	0	W, 25-14	1/8/1924
Miami (Fla.)	3	1	L, 67-73	12/6/2008
Miami (Ohio)	22	4	W, 72-70	11/16/2009
Michigan	5	2	W, 75-72	3/30/2014
Michigan State	13	11	W, 69-48	11/15/2016
Middle Tennessee	0	1	L, 50-44	3/11/1982
Minnesota	4	1	W, 78-69	3/29/1997
Mississippi State	95	20	W, 78-65	1/23/2018
Mississippi Valley State	3	0	W, 85-60	12/18/2010
Missouri	11	1	W, 87-66	2/24/2018
Monmouth	1	0	W, 93-76	12/9/2017
Montana	1	0	W, 81-69	3/13/1997
Montana State	1	0	W, 86-28	11/23/2014
Moore's Hill	1	0	W, 32-11	2/14/1906
Morehead State	10	0	W, 81-70	11/21/2012
Mount St. Mary's	1	0	W, 113-67	3/16/1995
Navy	3	1	W, 80-69	1/25/1987
Nebraska	2	1	W, 85-60	12/15/1972
New Albany YMCA	0	1	L, 29-12	2/12/1906
New Mexico State	1	0	W, 82-60	3/12/1999
New York U.	0	2	L, 41-28	1/8/1936
Niagara	1	0	W, 67-61	3/13/1976
NJIT	1	0	W, 87-57	11/14/2015
North Carolina	15	24	L, 75-73	3/26/2017
North Carolina State	3	1	L, 54-51	2/2/1986
Northern Colorado	1	0	W, 106-73	12/1/1959
Northern Kentucky	2	0	W, 79-70	3/17/2017
Northwestern	7	1	L, 89-77	12/1/1975
Northwestern State	1	1	L, 85-82	12/7/1988
Notre Dame	43	19	W, 68-66	3/28/2015
Oglethorpe	1	0	W, 81-12	12/13/1934
Ohio	14	1	W, 71-63	12/30/2005
Ohio State	11	9	L, 74-67	12/19/2015
Ohio Wesleyan	0	1	L, 37-19	2/9/1911
Oklahoma	3	0	W, 76-64	11/22/2010
Oklahoma State	3	1	W, 90-65	12/21/1974
Old Dominion	2	0	W, 62-52	11/20/2011
Ole Miss	106	13	W, 96-78	2/28/2017
Oregon	1	0	W, 95-68	12/16/1972
Oregon State	3	0	W, 82-74	12/20/1975
Otterbein	0	1	L, 41-27	2/10/1911
Pennsylvania	5	0	W, 86-62	1/3/2011
Penn State	3	1	W, 85-47	11/19/2011
Pepperdine	1	0	W, 88-56	12/21/1985
Phillips Oilers	0	1	L, 53-49	3/31/1948

SCHOOL	W	L	LAST TIME	DATE
Pittsburgh	4	2	L, 68-56	11/27/1998
Portland	4	0	W, 74-46	12/8/2012
Portland State	1	0	W, 114-88	12/16/1977
Princeton	3	1	W, 59-57	3/17/2011
Providence	3	0	W, 58-38	11/30/2014
Purdue	6	2	W, 89-75	12/3/1997
Radford	1	0	W, 88-40	11/23/2011
Rhode Island	1	0	W, 46-45	3/20/1946
Rider	3	0	W, 92-63	11/21/2009
Robert Morris	2	1	W, 87-49	11/17/2013
Rose Polytechnic	1	1	W, 33-12	1/30/1917
Rutgers	1	0	W, 60-54	12/28/1992
Saint Louis	8	9	W, 88-61	3/15/1998
Sam Houston State	1	0	W, 102-92	11/19/2009
Samford	2	0	W, 88-56	12/4/2012
San Diego	0	1	L, 72-81	12/29/2007
San Francisco	1	0	W, 110-83	12/28/1993
San Jose State	1	0	W, 110-72	3/14/1996
Santa Clara	1	0	W, 74-60	12/19/2006
Seattle	1	0	W, 84-72	3/22/1958
Seton Hall	1	1	L, 63-60	11/26/1988
Sewanee	6	0	W, 60-15	2/15/1934
SMU	3	2	L, 56-54	12/4/1984
South Carolina	51	12	L, 68-76	1/16/2018
South Carolina State	1	0	W, 82-67	3/13/1998
South Dakota State	1	0	W, 71-54	11/13/2005
South Florida	1	0	W, 84-63	11/27/2015
Southern Cal	0	3	L, 80-76	3/22/2001
Stephen F. Austin	1	0	W, 87-64	11/11/16
Stony Brook	2	0	W, 85-57	3/17/2016
St. Andrews	1	1	L, 50-25	2/26/1915
St. Bonaventure	1	0	W, 85-80 ^{2OT}	3/16/2000
St. John's	11	5	W, 81-59	12/1/2011
St. Joseph's	2	0	W, 102-72	3/20/1997
Stanford	3	0	W, 73-65 OT	11/25/2009
Syracuse	8	3	L, 52-50	3/18/2000
TCU	2	0	W, 124-80	1/20/1996
Temple	14	4	W, 56-52	12/8/1962
Tennessee	154	71	W, 77-72	3/11/2018
Tennessee State	4	0	W, 102-58	12/22/2008
Tennessee Tech	5	0	W, 69-47	12/22/2007
Texas	2	0	W, 63-51	12/05/2014
Texas A&M	9	4	L, 74-85	2/10/2018
Texas Southern	1	0	W, 83-35	11/24/2007
Texas State	1	0	W, 82-36	12/10/1991
Texas Tech	4	0	W, 83-68	12/17/1994
Toledo	1	0	W, 63-54	11/27/1984
Transylvania	7	7	W, 30-24	3/3/1911
Troy	1	0	W, 70-62	11/20/2017
Tufts	1	0	W, 66-56	3/24/1945
Tulane	41	5	W, 76-60	12/10/2002
Tulsa	5	0	W, 87-82	3/16/2002
UAB	2	3	L, 76-79	12/15/2007
UCF	1	0	W, 59-57	1/3/2006
UCLA	8	7	L, 75-83	12/23/2017
UConn	1	4	L, 60-54	4/7/2014
UIC	1	0	W, 107-73	11/26/2017
UMass	5	1	W, 82-68	12/22/2006
UNC-Asheville	4	0	W, 89-57	11/8/2013
UNLV	4	0	W, 70-60	3/17/2009
Utah	9	2	W, 62-52	3/25/2005
Utah Valley	1	0	W, 73-63	11/10/2017



SCHOOL	W	L	LAST TIME	DATE
Utah State	1	0	W, 92-64	12/23/1957
UT Arlington	2	0	W, 92-44	11/25/2014
UTEP	0	1	L, 72-65	3/19/1966
UT Martin	2	0	W, 111-76	11/25/2016
Valparaiso	2	0	W, 87-63	12/7/2016
Vanderbilt	145	47	W, 83-81 ^{OT}	1/30/2018
Vermont	1	0	W, 73-69	11/12/2017
Vernon (Ind.)	1	0	W, 34-14	2/13/1906
Villanova	6	0	W, 67-58	3/16/2007
Virginia	6	3	L, 75-61	11/26/2002
Virginia Tech	4	1	W, 93-86	12/16/2017
VMI	5	3	L, 111-103	11/14/2008
Wabash	1	1	W, 96-24	12/28/1946
Wake Forest	5	0	W, 90-60	3/20/2010
Wash.U St. Louis	2	0	W, 69-39	2/7/1948
Washington	2	0	W, 74-67	11/23/2010
Washington & Lee	12	1	W, 94-66	12/1/1956
Washington State	1	0	W, 97-75	12/20/1974
Wayne	1	0	W, 84-64	3/16/1956
Western Carolina	2	0	W, 82-55	2/6/1997
Western Kentucky	4	2	W, 81-66	3/15/2012
Western Ontario	4	0	W, 90-18	12/10/1949
West Texas State	2	0	W, 121-67	12/4/1978
West Virginia	16	5	W, 83-76	1/27/2018
Wichita State	2	0	W, 65-62	3/19/2017
William & Mary	1	0	W, 92-47	12/22/2004
Winthrop	2	0	W, 89-52	12/22/2010
Wisconsin	4	2	L, 64-71	4/4/2015
Wisconsin-Green Bay	1	0	W, 74-62	12/6/1995
Wright Field	1	0	W, 61-28	1/15/1944
Wright State	4	0	W, 78-62	11/20/2015
Wyoming	2	0	W, 66-40	12/16/1983
Xavier	37	2	W, 115-77	11/30/1968
Yale	1	0	W, 79-58	12/27/1961

*-In 1918 the two teams played to a 21-21 tie.
 ^-Central University consolidated with Centre College in 1912. The schools are now considered one in the same under the name Centre.



KENTUCKY VS. D1 CONFERENCES

AMERICAN EAST (4-1)	Syracuse	4-3	West Virginia	1-0
Cincinnati	UConn	1-3	William & Mary	1-0
Louisville	Villanova	4-0		
UConn	West Virginia	3-1	CONFERENCE USA (14-9)	
South Florida			Cincinnati	1-0
	BIG 8 (34-4)		Houston	1-1
AMERICAN EAST (10-0)	Iowa State	2-0	Louisville	6-4
Albany	Kansas	17-3	Marquette	0-1
Boston	Kansas State	7-0	Marshall	1-0
Hartford	Missouri	2-0	Memphis	0-1
Maine	Nebraska	2-1	Saint Louis	1-0
Stony Brook	Oklahoma	2-0	Tulane	2-0
Vermont	Oklahoma State	1-0	UAB	1-2
	Texas	1-0	UCF	1-0
AMERICAN SOUTH (1-1)			EASTERN COLLEGIATE (5-0)	
Lamar	BIG 10 (91-57)		Iona	1-0
Louisiana	Illinois	11-4	Pittsburgh	4-0
	Indiana	32-25		
ATLANTIC ASSOC. OF WESTERN UNIVERSITY (2-0)	Iowa	5-3	GREAT MIDWEST (0-1)	
UCLA	Michigan	5-2	Marquette	0-1
	Michigan State	5-7		
ATLANTIC COAST (54-40)	Minnesota	4-1	GULF STAR (1-0)	
Clemson	Northwestern	7-1	Northwestern State	1-0
Duke	Ohio State	11-9		
Florida State	Penn State	1-1	HORIZON (12-0)	
Georgia Tech	Purdue	6-2	Butler	1-0
Louisville	Wisconsin	4-2	Cleveland State	3-0
Maryland			Detroit Mercy	1-0
Miami (Fla.)	BIG 12 (16-9)		Northern Kentucky	1-0
North Carolina	Baylor	1-2	UIC	1-0
North Carolina State	Colorado	1-0	Valparaiso	1-0
Notre Dame	Iowa State	1-0	Wisconsin-Green Bay	1-0
South Carolina	Kansas	5-6	Wright State	3-0
Virginia	Kansas State	2-1		
Virginia Tech	Missouri	2-0	INDEPENDENT (216-77)	
Wake Forest	Oklahoma	1-0	Air Force	1-0
	Texas	1-0	Army	1-0
	West Virginia	2-0	Bowling Green	1-0
ATLANTIC SUN (10-0)			Butler	2-0
Campbell	BIG SKY (2-0)		Cincinnati	10-4
College of Charleston	Montana	1-0	Dayton	3-1
East Tennessee State	Montana State	1-0	DePaul	17-3
Jacksonville State			Detroit Mercy	0-1
Lipscomb	BIG SOUTH (12-2)		Florida State	2-2
Mercer	Gardner-Webb	0-1	Georgetown	0-1
NJIT	High Point	3-0	Holy Cross	2-0
Northern Kentucky	Liberty	2-0	Iona	1-0
	UNC Asheville	4-0	Jacksonville	0-1
ATLANTIC 10 (13-2)	Radford	1-0	LaSalle	3-0
Davidson	VMI	0-1	LIU Brooklyn	2-1
Dayton	Winthrop	2-0	Longwood	1-0
Duquesne			Louisville	8-3
George Washington	BIG WEST (5-0)		Loyola (Ill.)	4-3
Rutgers	Long Beach State	1-0	Loyola (La.)	1-0
St. Bonaventure	New Mexico State	1-0	Marquette	7-4
St. Joseph's	San Jose State	1-0	Marshall	4-0
UMass	UNLV	2-0	Miami (Fla.)	1-0
Virginia Tech			Miami (Ohio)	5-4
	BUCKEYE INTERCOLLEGIATE (8-2)		Michigan State	8-4
BIG EAST (34-19)	Cincinnati	1-2	Navy	2-1
DePaul	Marshall	2-0	New York	0-1
Georgetown	Ohio	5-0	Niagara	1-0
Louisville			Notre Dame	34-17
Marquette	COLONIAL ATHLETIC ASSOCIATION (9-0)		Penn State	2-0
Miami (Fla.)	American	1-0	Portland State	1-0
Notre Dame	Drexel	1-0	Providence	1-0
Pittsburgh	East Carolina	1-0	Seattle	1-0
Providence	Hofstra	1-0	South Carolina	4-0
Seton Hall	Navy	1-0	South Dakota State	1-0
St. John's	Old Dominion	2-0	St. John's	1-0



St. Joseph's	1-0	Saint Louis	7-9	Moores Hill	1-0
Syracuse	4-0	Tulsa	3-0	New Albany YMCA	0-1
Temple	14-4	Wichita State	2-0	Northern Colorado	1-0
Tennessee	12-11	Washington (St. Louis)	1-0	Ohio Wesleyan	0-1
Utah State	1-0			Oglethorpe	1-0
UTEP	0-1	MOUNTAIN STATES	(4-1)	Otterbein	0-1
Vanderbilt	5-5	BYU	1-0	Phillips Oilers	0-1
Villanova	2-0	Utah	2-1	Rose Polytechnic	1-1
Wabash	0-1	Wyoming	1-0	St. Andrews	1-1
Washington (St. Louis)	1-0			Transylvania	7-7
West Virginia	7-2	MOUNTAIN WEST	(5-0)	Tufts	1-0
Xavier	37-2	Boise State	1-0	Vernon (Ind.)	1-0
		UNLV	1-0	Wabash	1-0
INDIANA COLLEGIATE	(1-0)	Utah	3-0	Wayne	1-0
Butler	1-0			Western Ontario	4-0
		NORTHEAST	(6-1)	West Texas State	2-0
IVY	(16-3)	LIU Brooklyn	1-0	Wright Field	1-0
Columbia	2-0	Mount St. Mary's	1-0		
Cornell	1-1	Rider	2-0	PAC 12	(23-13)
Dartmouth	3-1	Robert Morris	2-1	Arizona	1-3
Harvard	1-0			Arizona State	5-0
Pennsylvania	5-0	OHIO ATHLETIC	(7-4)	California	2-0
Princeton	3-1	Cincinnati	7-4	Oregon	1-0
Yale	1-0			Oregon State	3-0
		OHIO VALLEY	(43-2)	Southern Cal	0-3
KENTUCKY INTERCOLLEGIATE	(1-0)	Akron	2-0	Stanford	3-0
Louisville	1-0	Austin Peay	5-0	UCLA	5-7
		Belmont	1-0	Washington	2-0
METRO	(20-5)	Eastern Kentucky	12-0	Washington State	1-0
Cincinnati	5-0	Marshall	2-0		
Florida State	3-0	Middle Tennessee	0-1	PATRIOT	(3-0)
Georgia Tech	1-0	Morehead State	10-0	Boston	1-0
Louisville	9-5	UT Martin	2-0	Holy Cross	1-0
Tulane	2-0	Tennessee State	4-0	Lafayette	1-0
		Tennessee Tech	5-0		
METRO ATLANTIC ATHLETIC	(11-0)	Western Kentucky	0-1	PACIFIC COAST	(3-0)
Canisius	3-0			Idaho	2-0
Iona	4-0	OTHER	(169-73-1)	UCLA	1-0
Loyola (Md.)	1-0	Alaska-Anchorage	5-0		
Marist	1-0	Advent Memorial	0-1	SOUTH ATLANTIC	
Monmouth	1-0	Alumni	4-0	INTERCOLLEGIATE	(0-1)
Rider	1-0	Arkansas State	1-0	Virginia	0-1
		Ashland YMCA	2-0		
METROPOLITAN NEW YORK	(8-5)	Berea	11-0	SOUTHERN	(127-41)
City College of New York	0-1	Bethany	1-0	Alabama	1-3
New York	0-1	Carnegie Tech	2-0	Appalachian State	1-0
St. John's	8-3	Centenary	3-1	Auburn	2-0
		Central	7-9	Chattanooga	3-0
MID-AMERICAN	(39-2)	Centre	18-10	Clemson	11-2
Ball State	1-0	Chaminade	1-0	College of Charleston	1-0
Bowling Green	1-1	Chattanooga	9-0	Davidson	1-0
Buffalo	2-0	Chicago	2-0	Duke	2-1
Michigan	2-0	Christ Church	0-4	ETSU	3-0
Cincinnati	3-0	Cincinnati YMCA	0-2	Florida	2-0
Eastern Michigan	2-0	Cumberland	4-1	Furman	1-0
Kent State	1-0	DePauw	1-3	Georgia	6-5
Miami (Ohio)	17-0	Fort Benning	1-0	Georgia Tech	7-3
Ohio	9-1	Fort Knox	7-0	Marshall	3-0
Toledo	1-0	Georgetown (Ky.)	35-15	Maryland	1-2
		Great Lakes	0-2	Mississippi State	9-2
MID-EASTERN ATHLETIC	(6-0)	Hardin-Simmons	1-0	Ole Miss	4-2
Coppin State	2-0	Indiana Central	4-0	North Carolina	1-3
Delaware State	1-0	Kentucky State	1-0	North Carolina State	2-0
Florida A&M	1-0	Kentucky Wesleyan	8-2-1	Samford	2-0
Hampton	1-0	Lexington High	1-1	Sewanee	6-0
South Carolina State	1-0	Lexington YMCA	2-5	South Carolina	3-1
		Louisville Coliseum	1-1	Tennessee	15-6
MISSOURI VALLEY	(28-14)	Louisville YMCA	1-0	Tulane	4-1
Bradley	3-0	Louisville YMHA	1-0	Vanderbilt	9-3
Creighton	8-4	Marietta	2-2	Virginia	2-1
Houston	1-0	Maryville	5-0	Virginia Tech	2-1
Illinois State	1-0	Mercer	1-1	VMI	5-2
Oklahoma State	2-1	Mexico	3-0	Wake Forest	1-0
		Mexico YMCA	1-0	Washington & Lee	12-1



Western Carolina	2-0	TCU	1-0
West Virginia	3-2	Tulsa	2-0
		Utah	4-1
SOUTHEASTERN	(1,113-302)	Utah Valley	1-0
Alabama	111-34	Wyoming	1-0
Arkansas	27-11		
Auburn	90-19	YANKEE	(1-0)
Florida	98-40	Rhode Island	1-0
Georgia	120-21		
Georgia Tech	42-10		
LSU	89-26		
Mississippi State	86-18		
Missouri	7-1		
Ole Miss	102-11		
South Carolina	43-11		
Tennessee	127-54		
Texas A&M	7-3		
Tulane	33-4		
Vanderbilt	131-39		
SOUTHLAND	(6-1)		
Central Arkansas	1-0		
Lamar	2-0		
Northwestern State	0-1		
Sam Houston State	1-0		
Stephen F. Austin	1-0		
Texas State	1-0		
SOUTHWEST	(21-3)		
Arkansas	4-0		
Baylor	6-0		
Houston	1-0		
SMU	3-2		
Texas A&M	2-1		
TCU	1-0		
Texas Tech	4-0		
SOUTHWESTERN ATHLETIC	(5-0)		
Alcorn State	1-0		
Mississippi Valley State	3-0		
Texas Southern	1-0		
SUMMIT LEAGUE	(4-0)		
Fort Wayne	1-0		
IUPUI	1-0		
Valparaiso	1-0		
Wright State	1-0		
SUN BELT	(16-2)		
Arkansas-Little Rock	1-0		
Charlotte	2-0		
FIU	1-0		
Florida Atlantic	1-0		
Georgia State	2-0		
Jacksonville	1-0		
Troy	1-0		
UT Arlington	2-0		
UAB	1-1		
Western Kentucky	4-1		
WEST COAST	(9-1)		
Gonzaga	1-0		
Pepperdine	1-0		
Portland	4-0		
San Diego	0-1		
San Francisco	1-0		
Santa Clara	1-0		
UNLV	1-0		
WESTERN ATHLETIC	(15-1)		
Arizona	1-0		
BYU	2-0		
Hawaii	2-0		
Grand Canyon	1-0		



SCORES VS. ALL OPPONENTS

ADVENT MEMORIAL (AM LEADS, 1-0)

Season	Score	Site
1909:	L, 41-27	at Walnut Hills, Ohio <i>at Walnut Hills, Ohio: AM leads, 1-0</i>

AIR FORCE (UK LEADS, 1-0)

Season	Score	Site
1966:	W, 78-58	at Lexington <i>at Lexington: UK leads, 1-0</i>

AKRON (UK LEADS, 2-0)

Season	Score	Site
1937:	W, 32-22	at Cincinnati
1982:	W, 83-64	at Lexington <i>at Lexington: UK leads, 1-0</i> <i>at Neutral Sites: UK leads, 1-0</i> <i>at Cincinnati: UK leads, 1-0</i>

ALABAMA (UK LEADS, 112-37)

Season	Score	Site
1923:	L, 45-35	at Lexington
1925:	L, 24-13	at Tuscaloosa, Ala.
1926:	W, 27-16	at Lexington
1929:	L, 27-26	at Lexington
1932:	W, 50-22	at Lexington
1933:	W, 35-21	at Birmingham, Ala.
1934:	W, 33-28	at Birmingham, Ala.
	W, 26-21	at Lexington
1935:	W, 33-26	at Birmingham, Ala.
	W, 25-16	at Lexington
1936:	W, 32-30	at Tuscaloosa, Ala.
	W, 40-34	at Lexington
1937:	W, 38-27	at Birmingham, Ala.
	L, 34-31	at Lexington
1938:	W, 57-31	at Birmingham, Ala.
	W, 28-21	at Lexington
1939:	L, 41-38	at Birmingham, Ala.
	W, 45-27	at Lexington
1940:	L, 36-32	at Birmingham, Ala.
	W, 83-64	at Lexington
1941:	W, 38-36	at Tuscaloosa, Ala.
	W, 46-38	at Lexington
	W, 39-37	at Louisville (SEC)
1942:	L, 41-35	at Tuscaloosa, Ala.
	W, 50-34	at Lexington
	W, 36-34	at Louisville (SEC)
1943:	L, 41-32	at Tuscaloosa, Ala.
	W, 67-41	at Lexington
1945:	W, 52-41	at Louisville (SEC)
1946:	W, 59-30	at Louisville (SEC)
1947:	W, 48-37	at Tuscaloosa, Ala.
	W, 63-33	at Lexington
1948:	W, 41-31	at Tuscaloosa, Ala.
	W, 63-33	at Lexington
1949:	W, 56-40	at Tuscaloosa, Ala.
	W, 74-32	at Lexington
1950:	W, 66-64	at Tuscaloosa, Ala.
	W, 77-57	at Lexington
1951:	W, 65-48	at Lexington
1952:	W, 71-67	at Tuscaloosa, Ala.
1954:	W, 68-43	at Tuscaloosa, Ala.
1955:	W, 66-52	at Lexington
1956:	L, 101-77	at Montgomery, Ala.
1957:	W, 79-60	at Lexington
1958:	W, 45-43 ^{OT}	at Montgomery, Ala.
1959:	W, 39-32	at Lexington
1960:	W, 75-55	at Montgomery, Ala.
1961:	W, 80-53	at Lexington
1962:	W, 73-65	at Tuscaloosa, Ala.
1963:	W, 80-63	at Lexington
1964:	L, 65-59	at Tuscaloosa, Ala.
1965:	L, 75-71	at Tuscaloosa, Ala.

W, 78-72	at Lexington	
1966:	W, 82-62	at Lexington
	W, 90-67	at Tuscaloosa, Ala.
1967:	L, 81-71	at Tuscaloosa, Ala.
	W, 110-78	at Lexington
1968:	W, 84-76	at Tuscaloosa, Ala.
	W, 96-83	at Lexington
1969:	W, 83-70 ^{OT}	at Tuscaloosa, Ala.
	W, 108-79	at Lexington
1970:	W, 86-71	at Lexington
	W, 98-89	at Tuscaloosa, Ala.
1971:	W, 86-73	at Tuscaloosa, Ala.
	W, 101-74	at Lexington
1972:	W, 77-74	at Lexington
	L, 73-70	at Tuscaloosa, Ala.
1973:	W, 95-93	at Tuscaloosa, Ala.
	W, 111-95	at Lexington
1974:	L, 81-77	at Tuscaloosa, Ala.
	L, 94-71	at Lexington
1975:	W, 74-69	at Lexington
	W, 84-79	at Tuscaloosa, Ala.
1976:	L, 76-63	at Tuscaloosa, Ala.
	W, 90-85	at Lexington
1977:	W, 87-85	at Tuscaloosa, Ala.
	W, 85-70	at Lexington
1978:	L, 78-62	at Tuscaloosa, Ala.
	W, 97-84	at Lexington
1979:	L, 55-52	at Tuscaloosa, Ala.
	W, 80-71	at Lexington
	W, 101-100	at Birmingham, Ala. (SEC)
1980:	L, 78-64	at Lexington
	W, 72-63	at Tuscaloosa, Ala.
1981:	L, 59-55	at Tuscaloosa, Ala.
	W, 77-62	at Lexington
1982:	W, 86-69	at Lexington
	W, 72-62	at Tuscaloosa, Ala.
	L, 48-46	at Lexington (SEC)
1983:	L, 74-67	at Tuscaloosa, Ala.
	W, 76-70	at Lexington
	L, 69-64	at Birmingham, Ala. (SEC)
1984:	W, 76-66	at Lexington
	L, 69-62	at Tuscaloosa, Ala.
	W, 48-46	at Nashville, Tenn. (SEC)
1985:	L, 60-58	at Tuscaloosa, Ala.
	W, 51-48	at Lexington
1986:	W, 76-52	at Lexington
	W, 73-71	at Tuscaloosa, Ala.
	W, 83-72	at Lexington (SEC)
	W, 68-63	at Atlanta (NCAA)
1987:	L, 69-55	at Lexington
	W, 70-69	at Tuscaloosa, Ala.
1988:	W, 63-55	at Tuscaloosa, Ala.
	W, 82-68	at Lexington
1989:	L, 76-64	at Tuscaloosa, Ala.
	L, 71-67	at Lexington
1990:	W, 82-65	at Lexington
	L, 83-58	at Tuscaloosa, Ala.
1991:	L, 88-83	at Tuscaloosa, Ala.
	W, 79-73	at Lexington
1992:	W, 107-83	at Lexington
	W, 80-54	at Birmingham, Ala. (SEC)
1993:	W, 73-59	at Tuscaloosa, Ala.
1994:	W, 82-67	at Lexington
1995:	W, 72-52	at Tuscaloosa, Ala.
1996:	W, 84-65	at Lexington
1997:	W, 75-61	at Tuscaloosa, Ala.
1998:	W, 70-67	at Louisville
	W, 82-71	at Atlanta (SEC)

1999:	L, 62-58	at Tuscaloosa, Ala.
2000:	W, 66-54	at Lexington
2001:	L, 70-60	at Tuscaloosa, Ala.
2002:	L, 64-61	at Lexington
2003:	W, 63-46	at Tuscaloosa, Ala.
2004:	W, 66-55	at Lexington
2005:	W, 78-71	at Tuscaloosa, Ala.
2006:	L, 68-64	at Lexington
	W, 68-61	at Nashville, Tenn., Tenn. (SEC)
2007:	L, 72-61	at Tuscaloosa, Ala.
	W, 79-67	at Atlanta (SEC)
2008:	W, 62-52	at Lexington
2009:	W, 61-51	at Tuscaloosa, Ala.
2010:	W, 66-55	at Lexington
	W, 73-67	at Nashville, Tenn. (SEC)
2011:	L, 66-68	at Tuscaloosa, Ala.
	W, 72-58	at Atlanta (SEC)
2012:	W, 77-71	at Lexington
2013:	L, 59-55	at Tuscaloosa, Ala.
2014:	W, 55-48	at Lexington
2015:	W, 70-48	at Tuscaloosa, Ala.
	W, 70-55	at Lexington
2016:	W, 77-61	at Tuscaloosa, Ala.
	W, 78-53	at Lexington
	W, 85-59	at Nashville, Tenn. (SEC)
2017:	W, 67-58	at Tuscaloosa, Ala.
	W, 79-74	at Nashville, Tenn. (SEC)
2018:	W, 81-71	at Lexington
	W, 86-63	at St. Louis (SEC)
	<i>at Lexington: UK leads, 57-10</i>	
	<i>at Tuscaloosa, Ala.: UK leads, 31-23</i>	
	<i>at Neutral Sites: UK leads, 24-4</i>	
	<i>at Atlanta: UK leads, 4-0</i>	
	<i>at Birmingham, Ala.: UK leads, 7-3</i>	
	<i>at Louisville: UK leads, 5-0</i>	
	<i>at Montgomery, Ala.: UK leads, 2-1</i>	
	<i>at Nashville, Tenn.: UK leads, 5-0</i>	
	<i>at St. Louis: UK leads, 1-0</i>	

ALASKA-ANCHORAGE (UK LEADS, 5-0)

Season	Score	Site
1980:	W, 52-17	at Anchorage, Alaska (GAS)
1981:	W, 53-20	at Lexington (UKIT)
1988:	W, 55-8	at Lexington
1997:	W, 62-25	at Anchorage, Alaska (GAS)
2000:	W, 62-42	at Lexington
	<i>at Lexington: UK leads, 3-0</i>	
	<i>at Anchorage, Alaska: UK leads, 2-0</i>	

ALBANY (UK LEADS, 1-0)

Season	Score	Site
2016:	W, 78-65	at Lexington <i>at Lexington: UK leads, 1-0</i>

ALCORN STATE (UK LEADS, 1-0)

Season	Score	Site
2003:	W, 94-63	at Lexington <i>at Lexington: UK leads, 1-0</i>

ALUMNI (UK LEADS, 4-0)

Season	Score	Site
1931:	W, 52-17	at Lexington
1932:	W, 53-20	at Lexington
1933:	W, 55-8	at Lexington
1941:	W, 62-25	at Lexington
	<i>at Lexington: UK leads, 4-0</i>	

**AMERICAN (UK LEADS, 1-0)**

Season	Score	Site
1998:	W, 75-52	at Lexington
<i>at Neutral Sites: UK leads, 1-0</i>		
<i>at Louisville: UK leads, 1-0</i>		

APPALACHIAN STATE (UK LEADS, 1-0)

Season	Score	Site
2009:	W, 93-69	at Louisville
<i>at Neutral Sites: UK leads, 1-0</i>		
<i>at Louisville: UK leads, 1-0</i>		

ARIZONA (UA LEADS, 3-2)

Season	Score	Site
1946:	W, 77-53	at New York (NIT)
1994:	W, 93-92	at Maui, Hawaii (Maui)
1997:	L, 84-79 ^{OT}	at Indianapolis (NCAA)
1998:	L, 89-74	at Maui, Hawaii (Maui)
2000:	L, 63-51	at New York (PreNIT)
<i>at Neutral Sites: UA leads, 3-2</i>		
<i>at Indianapolis: UA leads, 1-0</i>		
<i>at Maui, Hawaii: Tied, 1-1</i>		
<i>at New York: Tied, 1-1</i>		

ARIZONA STATE (UK LEADS, 5-0)

Season	Score	Site
1992:	W, 94-68	at Lexington
1995:	W, 97-73	at Birmingham, Ala. (NCAA)
2003:	W, 82-65	at Maui, Hawaii (Maui)
2016:	W, 72-58	at Lexington
2017:	W, 115-69	at Paradise Island, Bahamas
<i>at Lexington: UK leads, 2-0</i>		
<i>at Neutral Sites: UK leads, 3-0</i>		
<i>at Birmingham, Ala.: UK leads, 1-0</i>		
<i>at Maui, Hawaii: UK leads, 1-0</i>		
<i>at Paradise Island, Bahamas: UK leads 1-0</i>		

ARKANSAS (UK LEADS, 31-11)

Season	Score	Site
1946:	W, 67-42	at Lexington
1949:	W, 76-39	at Lexington
1950:	W, 57-53	at Fayetteville, Ark.
1978:	W, 65-59	at St. Louis (NCAA)
1992:	L, 105-88	at Lexington
1993:	L, 101-94	at Fayetteville, Ark.
	W, 92-81	at Lexington (SEC)
1994:	L, 90-82	at Lexington
	W, 90-78	at Memphis, Tenn. (SEC)
1995:	L, 94-92	at Fayetteville, Ark.
	W, 95-93 ^{OT}	at Atlanta (SEC)
1996:	W, 88-73	at Lexington
	W, 95-75	at New Orleans (SEC)
1997:	W, 83-73	at Fayetteville, Ark.
1998:	W, 80-77 ^{OT}	at Lexington
	W, 99-74	at Atlanta (SEC)
1999:	L, 74-70	at Fayetteville, Ark.
	W, 76-63	at Atlanta (SEC)
2000:	W, 60-55	at Lexington
	L, 86-72	at Atlanta (SEC)
2001:	L, 82-78	at Fayetteville, Ark.
	W, 87-78	at Nashville, Tenn. (SEC)
2002:	W, 71-58	at Lexington
2003:	W, 66-50	at Fayetteville, Ark.
2004:	W, 73-56	at Lexington
2005:	W, 68-67	at Fayetteville, Ark.
2006:	W, 80-78	at Lexington
2007:	W, 82-74	at Fayetteville, Ark.
2008:	W, 63-58	at Lexington

2009:	W, 79-63	at Fayetteville, Ark.
2010:	W, 101-70	at Lexington
2011:	L, 76-77 ^{OT}	at Fayetteville, Ark.
2012:	W, 86-63	at Lexington
2013:	L, 73-60	at Fayetteville, Ark.
2014:	L, 87-85 ^{OT}	at Fayetteville, Ark.
	L, 71-67 ^{OT}	at Lexington
2015:	W, 84-67	at Lexington
	W, 78-63	at Nashville, Tenn. (SEC)
2016:	W, 80-66	at Fayetteville, Ark.
2017:	W, 97-71	at Lexington
	W, 82-65	at Nashville, Tenn. (SEC)
2018:	W, 87-72	at Fayetteville, Ark.
<i>at Lexington: UK leads, 14-3</i>		
<i>at Fayetteville, Ark.: UK leads, 8-7</i>		
<i>at Neutral Sites: UK leads, 9-1</i>		
<i>at Atlanta: UK leads, 3-1</i>		
<i>at Memphis, Tenn.: UK leads, 1-0</i>		
<i>at Nashville, Tenn.: UK leads, 3-0</i>		
<i>at New Orleans: UK leads, 1-0</i>		
<i>at St. Louis: UK leads, 1-0</i>		

ARKANSAS-LITTLE ROCK (UK LEADS, 1-0)

Season	Score	Site
2012:	W, 73-51	at Louisville, Ky.
<i>at Neutral Sites: UK leads, 1-0</i>		
<i>at Louisville, Ky.: UK leads, 1-0</i>		

ARKANSAS STATE (UK LEADS, 1-0)

Season	Score	Site
1945:	W, 75-6	at Lexington
<i>at Lexington: UK leads, 1-0</i>		

ARMY (UK LEADS, 1-0)

Year	Score	Site
1969:	W, 80-65	at Lexington (UKIT)
<i>at Lexington: UK leads, 1-0</i>		

ASHLAND YMCA (UK LEADS, 2-0)

Season	Score	Site
1914:	W, 28-15	at Lexington
	W, 30-19	at Ashland, Ky.
<i>at Lexington: UK leads, 1-0</i>		
<i>at Ashland, Ky.: UK leads, 1-0</i>		

AUBURN (UK LEADS, 92-19)

Season	Score	Site
1921:	W, 40-25	at Lexington
1926:	W, 35-26	at Lexington
1942:	W, 40-31	at Louisville (SEC)
1946:	W, 69-24	at Louisville (SEC)
1947:	W, 84-18	at Louisville (SEC)
1949:	W, 70-39	at Louisville (SEC)
1951:	W, 79-35	at Lexington
	W, 84-54	at Louisville (SEC)
1952:	W, 88-48	at Auburn, Ala.
1954:	W, 107-79	at Montgomery, Ala.
1955:	W, 93-59	at Lexington
1956:	W, 82-81	at Montgomery, Ala.
1957:	W, 103-85	at Lexington
1958:	L, 64-63	at Birmingham, Ala.
1959:	W, 75-56	at Lexington
1960:	L, 61-60	at Auburn, Ala.
1961:	W, 77-51	at Lexington
1962:	W, 63-60	at Auburn, Ala.
1963:	W, 78-59	at Lexington
1964:	W, 99-79	at Montgomery, Ala.
1965:	W, 73-67	at Lexington
	L, 88-69	at Auburn, Ala.
1966:	W, 115-78	at Lexington
	W, 77-64	at Auburn, Ala.
1967:	W, 60-58	at Lexington
	L, 62-49	at Auburn, Ala.

1968:	L, 74-73	at Auburn, Ala.
	W, 89-57	at Lexington
1969:	W, 105-93	at Lexington
	W, 90-86	at Auburn, Ala.
1970:	W, 84-83	at Auburn, Ala.
	W, 102-81	at Lexington
1971:	W, 114-75	at Lexington
	W, 102-83	at Auburn, Ala.
1972:	W, 78-72	at Auburn, Ala.
	W, 102-67	at Lexington
1973:	W, 88-57	at Lexington
	W, 91-79	at Auburn, Ala.
1974:	W, 79-58	at Lexington
	L, 99-97 ^{OT}	at Auburn, Ala.
1975:	L, 90-85	at Auburn, Ala.
	W, 119-76	at Lexington
1976:	L, 91-84 ^{OT}	at Auburn, Ala.
	W, 93-82	at Lexington
1977:	W, 75-68	at Auburn, Ala.
	W, 89-82	at Lexington
1978:	W, 101-77	at Auburn, Ala.
	W, 104-81	at Lexington
1979:	W, 86-83 ^{OT}	at Auburn, Ala.
	W, 66-59	at Lexington
1980:	W, 67-65	at Lexington
	W, 64-62	at Auburn, Ala.
	W, 69-61	at Birmingham, Ala. (SEC)
1981:	W, 79-66	at Auburn, Ala.
	W, 102-74	at Lexington
1982:	W, 83-71	at Lexington
	L, 83-81	at Auburn, Ala.
	W, 89-66	at Lexington (SEC)
1983:	L, 75-67	at Lexington
	W, 71-69	at Auburn, Ala.
1984:	L, 82-63	at Auburn, Ala.
	W, 84-64	at Lexington
	W, 51-49	at Nashville, Tenn. (SEC)
1985:	W, 68-61	at Lexington
	W, 49-47 ^{OT}	at Auburn, Ala.
1986:	L, 60-56	at Auburn, Ala.
	W, 81-71	at Lexington
1987:	W, 63-60	at Auburn, Ala.
	W, 75-71	at Lexington
	L, 79-72	at Atlanta (SEC)
1988:	L, 53-52	at Lexington
	W, 69-62	at Auburn, Ala.
1989:	W, 86-76	at Lexington
	L, 77-75	at Auburn, Ala.
1990:	L, 74-70	at Auburn, Ala.
	W, 98-95	at Lexington
1991:	W, 89-81	at Auburn, Ala.
	W, 114-93	at Lexington
1992:	W, 85-67	at Auburn, Ala.
1993:	W, 80-78	at Lexington
1994:	W, 91-74	at Auburn, Ala.
1995:	W, 98-64	at Lexington
	W, 93-81	at Atlanta (SEC)
1996:	W, 88-73	at Auburn, Ala.
1997:	W, 77-53	at Lexington
	W, 92-50	at Memphis, Tenn. (SEC)
1998:	W, 83-58	at Auburn, Ala.
1999:	W, 72-62	at Lexington
	W, 69-57	at Atlanta (SEC)
2000:	L, 66-63	at Auburn, Ala.
2001:	W, 90-78	at Lexington
2002:	W, 69-62	at Auburn, Ala.
2003:	W, 67-51	at Lexington
	W, 78-58	at New Orleans (SEC)
2004:	W, 68-59	at Auburn, Ala.
2005:	W, 81-73	at Lexington
2006:	W, 71-62	at Auburn, Ala.
2007:	W, 84-57	at Lexington



2008:	W, 66-63	at Auburn, Ala.
2009:	W, 73-64	at Lexington
2010:	W, 72-67	at Auburn, Ala.
2011:	W, 78-54	at Lexington
2012:	W, 68-53	at Auburn, Ala.
2013:	W, 75-53	at Auburn, Ala.
	W, 72-62	at Lexington
2014:	W, 64-56	at Auburn, Ala.
2015:	W, 110-75	at Lexington
	W, 91-67	at Nashville (SEC)
2016:	L, 75-70	at Auburn, Ala.
2017:	W, 92-72	at Lexington
2018:	L, 76-66	at Auburn, Ala.
	<i>at Lexington: UK leads, 47-2</i>	
	<i>at Auburn, Ala.: UK leads, 30-15</i>	
	<i>at Neutral Sites: UK leads, 15-2</i>	
	<i>at Atlanta: UK leads, 2-1</i>	
	<i>at Birmingham, Ala.: Tied, 1-1</i>	
	<i>at Louisville: UK leads, 5-0</i>	
	<i>at Memphis, Tenn.: UK leads, 1-0</i>	
	<i>at Montgomery, Ala.: UK leads, 3-0</i>	
	<i>at Nashville, Tenn.: UK leads, 2-0</i>	
	<i>at New Orleans: UK leads, 1-0</i>	

AUSTIN PEAY (UK LEADS, 5-0)

Season	Score	Site
1973:	W, 106-100 ^{OT}	at Nashville, Tenn., Tenn. (NCAA)
1987:	W, 71-69	at Lexington
1989:	W, 85-77	at Louisville
2004:	W, 61-53	at Louisville
2010:	W, 90-69	at Lexington
	<i>at Lexington: UK leads, 2-0</i>	
	<i>at Neutral Sites: UK leads, 3-0</i>	
	<i>at Louisville: UK leads, 2-0</i>	
	<i>at Nashville, Tenn., Tenn.: UK leads, 1-0</i>	

BALL STATE (UK LEADS, 1-0)

Season	Score	Site
2005:	W, 73-53	at Cincinnati
	<i>at Neutral Sites: UK leads, 1-0</i>	
	<i>at Cincinnati: UK leads, 1-0</i>	

BAYLOR (UK LEADS, 7-2)

Season	Score	Site
1947:	W, 75-34	at Lexington
1948:	W, 58-42	at New York (NCAA)
	W, 77-59	at New York (Olympic)
1962:	W, 94-60	at Lexington
1964:	W, 101-65	at Lexington
1980:	W, 80-46	at Lexington
2012:	W, 82-70	at Atlanta, Ga. (NCAA)
2013:	L, 64-55	at Lexington
2014:	L, 67-62	at Arlington, Texas
	<i>at Lexington: UK leads, 4-1</i>	
	<i>at Neutral Sites: UK leads, 3-1</i>	
	<i>at Arlington: BU leads, 1-0</i>	
	<i>at Atlanta: UK leads, 1-0</i>	
	<i>at New York: UK leads, 2-0</i>	

BELMONT (UK LEADS, 1-0)

Season	Score	Site
2014:	W, 93-80	at Lexington

AT LEXINGTON: UK LEADS, 1-0

BEREA (UK LEADS, 11-0)

Season	Score	Site
1926:	W, 37-23	at Lexington
1928:	W, 37-16	at Lexington
1930:	W, 29-26	at Lexington
1931:	W, 41-25	at Lexington
1932:	W, 52-27	at Lexington
1936:	W, 58-30	at Lexington
1937:	W, 70-26	at Lexington
1938:	W, 69-35	at Lexington

1940:	W, 74-24	at Lexington
1944:	W, 54-40	at Lexington
1945:	W, 56-32	at Lexington
	<i>at Lexington: UK leads, 11-0</i>	

BETHANY (UK LEADS, 1-0)

Season	Score	Site
1911:	W, 24-11	at Lexington
	<i>at Lexington: UK leads, 1-0</i>	

BOISE STATE (UK LEADS, 1-0)

Season	Score	Site
2014:	W, 70-55	at Lexington
	<i>at Lexington: UK leads, 1-0</i>	

BOSTON UNIVERSITY (UK LEADS, 5-0)

Season	Score	Site
1987:	W, 81-69	at Lexington (UKIT)
1995:	W, 90-49	at Lexington
2011:	W, 91-57	at Lexington
2015:	W, 89-65	at Lexington
2016:	W, 82-62	at Lexington
	<i>at Lexington: UK leads, 5-0</i>	

BOWLING GREEN (UK LEADS, 2-1)

Season	Score	Site
1949:	W, 63-61	at Cleveland
1977:	W, 77-59	at Lexington (UKIT)
1989:	L, 56-54	at Lexington (UKIT)
	<i>at Lexington: Tied, 1-1</i>	
	<i>at Neutral Sites: UK leads, 1-0</i>	
	<i>at Cleveland: UK leads, 1-0</i>	

BRADLEY (UK LEADS, 3-0)

Season	Score	Site
1949:	W, 62-52	at Owensboro, Ky.
1950:	W, 71-66	at New Orleans (Sugar)
1980:	W, 79-58	at Anchorage, Alaska
	<i>at Neutral Sites: UK leads, 3-0</i>	
	<i>at Anchorage, Alaska: UK leads, 1-0</i>	
	<i>at New Orleans: UK leads, 1-0</i>	
	<i>at Owensboro, Ky.: UK leads, 1-0</i>	

BUFFALO (UK LEADS, 2-0)

Season	Score	Site
2015:	W, 71-52	at Lexington
2018:	W, 95-75	at Boise, Idaho (NCAA)
	<i>at Lexington: UK leads, 1-0</i>	
	<i>at Neutral Sites: UK leads, 1-0</i>	
	<i>at Boise, Idaho: UK leads, 1-0</i>	

BUTLER (UK LEADS, 4-0)

Year	Score	Site
1911:	W, 21-16	at Lexington
1936:	W, 39-28	at Indianapolis
1962:	W, 81-60	at Iowa City, Iowa (NCAA)
1983:	W, 90-53	at Lexington
	<i>at Lexington: UK leads, 2-0</i>	
	<i>at Indianapolis: UK leads, 1-0</i>	
	<i>at Neutral Sites: UK leads, 1-0</i>	
	<i>at Iowa City, Iowa: UK leads, 1-0</i>	

BYU (UK LEADS, 3-0)

Season	Score	Site
1952:	W, 84-64	at New Orleans (Sugar)
1984:	W, 93-59	at Lexington (UKIT)
	W, 93-68	at Birmingham, Ala. (NCAA)
	<i>at Lexington: UK leads, 1-0</i>	
	<i>at Neutral Sites: UK leads, 2-0</i>	
	<i>at Birmingham, Ala.: UK leads, 1-0</i>	
	<i>at New Orleans: UK leads, 1-0</i>	

CALIFORNIA (UK LEADS, 2-0)

Season	Score	Site
1980:	W, 78-52	at Lexington (UKIT)
1989:	W, 89-71	at Anchorage, Alaska
	<i>at Lexington: UK leads, 1-0</i>	
	<i>at Neutral Sites: UK leads, 1-0</i>	
	<i>at Anchorage, Alaska: UK leads, 1-0</i>	

CAMPBELL (UK LEADS, 1-0)

Season	Score	Site
2005:	W, 82-50	at Lexington
	<i>at Lexington: UK leads, 1-0</i>	

CANISUS (UK LEADS, 3-0)

Season	Score	Site
1997:	W, 68-45	at Lexington
1998:	W, 81-54	at Buffalo, N.Y.
2017:	W, 93-69	at Lexington
	<i>at Lexington: UK leads, 2-0</i>	
	<i>at Buffalo, N.Y.: UK leads, 1-0</i>	

CARNEGIE TECH (UK LEADS, 2-0)

Season	Score	Site
1932:	W, 36-34	at Lexington
1944:	W, 61-14	at New York
	<i>at Lexington: UK leads, 1-0</i>	
	<i>at Neutral Sites: UK leads, 1-0</i>	
	<i>at New York: UK leads, 1-0</i>	

CENTENARY (UK LEADS, 3-1)

Season	Score	Site
1923:	L, 28-21	at Lexington
1937:	W, 37-19	at Lexington
1938:	W, 35-25	at Lexington
1941:	W, 70-18	at Lexington
	<i>at Lexington: UK leads, 3-1</i>	

CENTRAL (CC LEADS, 9-7)

Season	Score	Site
1906:	W, 15-14	at Lexington
	W, 17-15	at Danville, Ky.
1907:	W, 22-9	at Lexington
	L, 25-23 ^{OT}	at Lexington
	L, 15-13	at Lexington
1908:	L, 32-21	at Danville, Ky.
	W, 31-20	at Lexington
	L, 29-10	at Danville, Ky.
1909:	W, 24-23	at Lexington
	L, 35-20	at Danville, Ky.
	L, 26-20	at Danville, Ky.
1910:	L, 87-17	at Danville, Ky.
	L, 31-13	at Lexington
	L, 51-9	at Danville, Ky.
1912:	W, 32-13	at Danville, Ky.
	W, 52-10	at Lexington
	<i>at Lexington: UK leads, 5-3</i>	
	<i>at Danville, Ky.: CC leads, 6-2</i>	

*Central University consolidated with Centre College in 1912. The schools are now considered one in the same under the name.

CENTRAL ARKANSAS (UK LEADS, 1-0)

Season	Score	Site
2008:	W, 67-40	at Lexington
	<i>at Lexington: UK leads, 1-0</i>	

CENTRAL MICH. (UK LEADS, 2-0)

Season	Score	Site
1975:	W, 90-73	at Dayton, Ohio (NCAA)
2009:	W, 84-52	at Lexington
	<i>at Lexington: UK leads, 1-0</i>	
	<i>at Neutral Sites: UK leads, 1-0</i>	
	<i>at Dayton, Ohio: UK leads, 1-0</i>	

CENTRE (UK LEADS, 18-10)

Season	Score	Site
1916:	W, 38-5	at Danville, Ky.
	W, 38-14	at Lexington
1917:	W, 31-21	at Lexington
	L, 38-24	at Danville, Ky.
1918:	L, 29-21	at Danville, Ky.
	W, 22-20 ^{30T}	at Lexington
	L, 24-12	at Louisville
1919:	L, 38-30	at Danville, Ky.
	L, 21-10	at Lexington
1920:	L, 44-15	at Danville, Ky.
	L, 20-18 ^{OT}	at Lexington
1921:	L, 29-27	at Danville, Ky.
	W, 20-13	at Lexington
1922:	W, 28-21	at Danville, Ky.
	W, 40-23	at Lexington
1923:	L, 14-21	at Lexington
	L, 10-17	at Danville, Ky.
1924:	W, 27-18	at Danville, Ky.
	W, 38-24	at Lexington
1925:	W, 33-26	at Danville, Ky.
	W, 39-10	at Lexington
1926:	W, 45-25	at Lexington
	W, 46-19	at Danville, Ky.
1927:	W, 27-25	at Lexington
	W, 22-16	at Danville, Ky.
1928:	W, 36-23	at Danville, Ky.
	W, 30-20	at Lexington
1929:	W, 47-11	at Lexington
	<i>at Lexington: UK leads, 11-3</i>	
	<i>at Danville, Ky.: UK leads, 7-6</i>	
	<i>at Neutral Sites: CC leads, 1-0</i>	
	<i>at Louisville: CC leads, 1-0</i>	

*Central University consolidated with Centre College in 1912. The schools are now considered one in the same under the name.

CHAMINADE (UK LEADS, 1-0)

Season	Score	Site
1986:	W, 89-57	at Honolulu
	<i>at Honolulu: UK leads, 1-0</i>	

CHARLOTTE (UK LEADS, 2-0)

Season	Score	Site
1976:	W, 71-67	at New York (NIT)
1988:	W, 84-81	at Lexington (UKIT)
	<i>at Lexington: UK leads, 1-0</i>	
	<i>at Neutral Sites: UK leads, 1-0</i>	
	<i>at New York: UK leads, 1-0</i>	

CHATTANOOGA (UK LEADS, 12-0)

Season	Score	Site
1914:	W, 40-7	at Lexington
1919:	W, 29-26	at Chattanooga, Tenn.
1921:	W, 42-10	at Lexington
1923:	W, 25-18	at Lexington
1924:	W, 24-23	at Chattanooga, Tenn.
1931:	W, 55-18	at Lexington
1932:	W, 51-17	at Lexington
1934:	W, 47-20	at Lexington
1935:	W, 66-19	at Lexington
1991:	W, 86-70	at Lexington
2007:	W, 79-63	at Louisville
2012:	W, 87-62	at Lexington
	<i>at Lexington: UK leads, 9-0</i>	
	<i>at Chattanooga, Tenn.: UK leads, 2-0</i>	
	<i>at Neutral Sites: UK leads, 1-0</i>	
	<i>at Louisville: UK leads, 1-0</i>	

CHICAGO (UK LEADS, 2-0)

Season	Score	Site
1933:	W, 58-26	at Chicago
1935:	W, 42-16	at Lexington
	<i>at Lexington: UK leads, 1-0</i>	
	<i>at Chicago: UK leads, 1-0</i>	

CHRIST CHURCH (CC LEADS, 4-0)

Season	Score	Site
1906:	L, 38-24	at Lexington
	L, 54-17	at Cincinnati
1911:	L, 32-21	at Cincinnati
1913:	L, 30-19	at Lexington
	<i>at Lexington: CC leads, 2-0</i>	
	<i>at Cincinnati: CC leads, 2-0</i>	

CINCINNATI (UK LEADS, 28-10)

Season	Score	Site
1904:	W, 25-21	at Lexington
1906:	L, 29-16	at Lexington
1909:	L, 41-25	at Cincinnati
	W, 28-23	at Lexington
1910:	L, 47-17	at Cincinnati
1913:	W, 20-18	at Lexington
1914:	W, 20-18	at Lexington
1916:	W, 39-24	at Cincinnati
	W, 34-10	at Lexington
1919:	L, 28-18	at Cincinnati
	W, 34-21	at Lexington
1920:	L, 13-11	at Cincinnati
1921:	W, 26-19	at Cincinnati
1923:	L, 33-24	at Cincinnati
1925:	W, 28-23	at Lexington
	L, 24-20	at Cincinnati
1927:	L, 48-10	at Lexington
	L, 51-22	at Cincinnati
1934:	W, 31-25	at Lexington
1938:	W, 38-21	at Lexington
1939:	W, 44-27	at Lexington
1940:	L, 39-30	at Lexington
1943:	W, 61-39	at Lexington
1944:	W, 58-30	at Lexington
	W, 38-34	at Cincinnati
1945:	W, 66-24	at Lexington
	W, 65-35	at Cincinnati
1946:	W, 67-31	at Lexington
1947:	W, 80-49	at Cincinnati
1948:	W, 67-31	at Cincinnati
	W, 70-43	at Lexington
1984:	W, 24-11	at Cincinnati
1985:	W, 66-55	at Lexington
1986:	W, 84-54	at Lexington
1988:	W, 101-77	at Lexington
1991:	W, 75-71	at Cincinnati
2005:	W, 69-60	at Indianapolis (NCAA)
2015:	W, 64-51	at Louisville (NCAA)
	<i>at Lexington: UK leads, 18-3</i>	
	<i>at Cincinnati: UK leads, 8-7</i>	
	<i>at Neutral Sites: UK leads, 2-0</i>	
	<i>at Indianapolis: UK leads, 1-0</i>	
	<i>at Louisville: UK leads, 1-0</i>	

CINCINNATI YMCA (CIN. LEADS, 2-0)

Season	Score	Site
1905:	L, 43-22	at Lexington
1906:	L, 38-9	at Cincinnati
	<i>at Lexington: Cin. YMCA leads, 1-0</i>	
	<i>at Cincinnati: Cin. YMCA leads, 1-0</i>	

CITY COLLEGE OF NEW YORK (CCNY LEADS, 1-0)

Season	Score	Site
1950:	L, 89-50	at New York (NIT)
	<i>at Neutral Sites: CCNY leads, 1-0</i>	
	<i>at New York: CCNY leads, 1-0</i>	

CLEMSON (UK LEADS, 12-4)

Season	Score	Site
1922:	W, 38-14	at Lexington
1923:	L, 30-13	at Lexington
1924:	W, 38-13	at Lexington
1927:	W, 33-17	at Lexington
1930:	W, 31-15	at Lexington
	W, 34-20	at Clemson, S.C.
1931:	W, 33-21	at Lexington
	L, 29-26	at Clemson, S.C.
1932:	W, 43-24	at Lexington
	W, 30-17	at Clemson, S.C.
1933:	W, 67-18	at Lexington
1934:	W, 42-32	at Clemson, S.C.
1940:	W, 55-31	at Asheville, N.C.
1979:	L, 68-67 ^{OT}	at Lexington (NIT)
1997:	L, 79-71 ^{OT}	at Indianapolis
1998:	W, 76-61	at Phoenix
	<i>at Lexington: UK leads, 7-2</i>	
	<i>at Clemson, S.C.: UK leads, 3-1</i>	
	<i>at Neutral Sites: CU leads, 2-1</i>	
	<i>at Asheville, N.C.: UK leads, 1-0</i>	
	<i>at Indianapolis: CU leads, 1-0</i>	
	<i>at Phoenix: CU leads, 1-0</i>	

CLEVELAND STATE (UK LEADS, 3-0)

Season	Score	Site
2010:	W, 73-49	at Cancun, Mexico
2014:	W, 68-61	at Lexington
2017:	W, 101-70	at Lexington
	<i>at Lexington: UK leads, 2-0</i>	
	<i>at Neutral Sites: UK leads, 1-0</i>	
	<i>at Cancun, Mexico: UK leads, 1-0</i>	

COLLEGE OF CHARLESTON (UK LEADS, 2-0)

Season	Score	Site
1997:	W, 92-65	at Anchorage, Alaska
2007:	W, 77-61	at Lexington
	<i>at Lexington: UK leads, 1-0</i>	
	<i>at Neutral Sites: UK leads, 1-0</i>	
	<i>at Anchorage, Alaska: UK leads, 1-0</i>	

COLORADO (UK LEADS, 1-0)

Season	Score	Site
1999:	W, 64-52	at Bayamone, Puerto Rico
	<i>at Neutral Sites: UK leads, 1-0</i>	
	<i>at Bayamone, P.R.: UK leads, 1-0</i>	

COLUMBIA (UK LEADS, 2-0)

Season	Score	Site
1948:	W, 76-53	at New York (NCAA)
2015:	W, 56-46	at Lexington
	<i>at Lexington: UK leads, 1-0</i>	
	<i>at Neutral Sites: UK leads, 1-0</i>	
	<i>at New York: UK leads, 1-0</i>	

COPPIN STATE (UK LEADS, 2-0)

Season	Score	Site
2005:	W, 77-46	at Lexington
2011:	W, 91-61	at Lexington
	<i>at Lexington: UK leads, 2-0</i>	

CORNELL (TIED, 1-1)

Season	Score	Site
1967:	L, 92-77	at Lexington
2010:	W, 62-45	at Syracuse, N.Y. (NCAA)
	<i>at Lexington: CU leads, 1-0</i>	
	<i>at Neutral Sites: UK leads, 1-0</i>	
	<i>at Syracuse, N.Y.: UK leads, 1-0</i>	



CREIGHTON (UK LEADS, 8-4)

Season	Score	Site
1930:	L, 28-27	at Lexington
	W, 25-21	at Lexington
1933:	W, 32-26	at Omaha, Neb.
	L, 34-22	at Omaha, Neb.
1935:	W, 63-42	at Lexington
	W, 24-12	at Lexington
1936:	L, 31-29	at Lexington
	W, 68-38	at Lexington
1937:	W, 59-36	at Lexington
1940:	L, 54-45	at Omaha, Neb.
1948:	W, 65-23	at Omaha, Neb.
2009:	W, 65-63	at Omaha, Neb. (NIT)
	at Lexington: UK leads, 5-2	
	at Omaha, Neb.: UK leads, 3-2	

CUMBERLAND (UK LEADS, 4-1)

Season	Score	Site
1917:	W, 48-20	at Williamsburg, Ky.
1918:	W, 42-21	at Williamsburg, Ky.
1919:	W, 22-21	at Williamsburg, Ky.
1920:	L, 30-21	at Williamsburg, Ky.
1921:	W, 37-21	at Lexington
	at Lexington: UK leads, 1-0	
	at Williamsburg, Ky.: UK leads, 3-1	

DARTMOUTH (UK LEADS, 3-1)

Season	Score	Site
1942:	L, 47-28	at New Orleans (NCAA)
1963:	W, 95-49	at Lexington
1965:	W, 107-77	at Lexington
1974:	W, 102-77	at Lexington
	at Lexington: UK leads, 3-0	
	at Neutral Sites: DU leads, 1-0	
	at New Orleans: DU leads, 1-0	

DAVIDSON (UK LEADS, 2-0)

Season	Score	Site
1986:	W, 75-55	at Charlotte, N.C. (NCAA)
2018:	W, 78-73	at Boise, Idaho (NCAA)
	at Neutral Sites: UK leads, 2-0	
	at Boise, Idaho: UK leads, 1-0	
	at Charlotte, N.C.: UK leads, 1-0	

DAYTON (UK LEADS, 3-2)

Season	Score	Site
1948:	W, 70-29	at Lexington
1956:	L, 89-74	at Lexington (UKIT)
1966:	W, 86-79	at Iowa City, Iowa (NCAA)
1968:	W, 88-85	at Lexington (UKIT)
2000:	L, 68-66	at Cincinnati
	at Lexington: UK leads, 2-1	
	at Neutral Sites: Tied, 1-1	
	at Cincinnati: UD leads, 1-0	
	at Iowa City, Iowa: UK leads, 1-0	

DELAWARE STATE (UK LEADS, 1-0)

Season	Score	Site
2009:	W, 71-42	at Lexington
	at Lexington: UK leads, 1-0	

DEPAUL (UK LEADS, 18-3)

Season	Score	Site
1943:	L, 53-44	at Chicago
1947:	W, 65-45	at Louisville
	L, 53-47	at Chicago
1948:	W, 74-50	at Louisville
	W, 68-51	at Chicago
1949:	W, 67-36	at Louisville
	W, 56-45	at Chicago
1950:	W, 49-47	at Louisville

	W, 86-53	at Chicago
1951:	W, 63-55	at Lexington
	W, 60-57	at Chicago
1952:	W, 98-60	at Lexington
	W, 63-61	at Chicago
1954:	W, 81-63	at Lexington
	W, 76-61	at Chicago
1955:	W, 92-59	at Lexington
	W, 76-72	at Chicago
1956:	W, 71-69	at Lexington
	L, 81-79	at Chicago
1971:	W, 106-85	at Lexington (UKIT)
2007:	W, 87-81	at Honolulu
	at Lexington: UK leads, 6-0	
	at Chicago: UK leads, 7-3	
	at Neutral Sites: UK leads, 5-0	
	at Honolulu: UK leads, 1-0	
	at Louisville: UK leads, 4-0	

DEPAUW (DU LEADS, 3-1)

Season	Score	Site
1910:	L, 24-11	at Lexington
	L, 28-16	at Greencastle, Ind.
1926:	L, 38-29	at Lexington
1944:	W, 38-35	at Lexington
	at Lexington: DU leads, 2-1	
	at Greencastle, Ind.: DU leads, 1-0	

DETROIT MERCY (TIED, 1-1)

Season	Score	Site
1944:	L, 34-26	at Detroit
1983:	W, 83-46	at Lexington
	at Lexington: UK leads, 1-0	
	at Detroit: DM leads, 1-0	

DREXEL (UK LEADS, 1-0)

Season	Score	Site
2010:	W, 88-44	at Lexington
	at Lexington: UK leads, 1-0	

DUKE (UK LEADS, 12-9)

Season	Score	Site
1930:	L, 37-32	at Atlanta (So. Con.)
1931:	W, 35-30	at Atlanta (So. Con.)
1932:	W, 37-30	at Lexington
1954:	W, 85-69	at Lexington (UKIT)
1956:	W, 81-76	at Lexington
1957:	L, 85-84	at Durham, N.C.
1958:	W, 78-74	at Lexington
1959:	W, 78-64	at Durham, N.C.
1964:	W, 81-79	at New Orleans (Sugar)
1966:	W, 83-79	at College Park, Md. (NCAA)
1970:	W, 98-76	at Lexington (UKIT)
1978:	W, 94-88	at St. Louis (NCAA)
1980:	L, 82-76 ^{OT}	at Springfield, Mass.
	L, 55-54	at Lexington (NCAA)
1989:	L, 80-55	at Springfield, Mass.
1992:	L, 104-10 ^{30T}	at Philadelphia (NCAA)
1998:	W, 86-84	at St. Petersburg, Fla. (NCAA)
1999:	L, 71-60	at E. Rutherford, N.J.
2002:	L, 95-92 ^{OT}	at E. Rutherford, N.J.
2013:	L, 75-68	at Atlanta, Ga.
2016:	W, 74-63	at Chicago
	at Lexington: UK leads, 5-1	
	at Durham, N.C.: Tied, 1-1	
	at Neutral Sites: DU leads, 7-6	
	at Atlanta: DU leads, 2-1	
	at Chicago: UK leads, 1-0	
	at College Park, Md.: UK leads, 1-0	
	at East Rutherford, N.J.: DU leads, 2-0	
	at New Orleans: UK leads, 1-0	
	at Philadelphia: DU leads, 1-0	

at Springfield, Mass.: DU leads, 2-0
 at St. Louis: UK leads, 1-0
 at St. Petersburg, Fla.: UK leads, 1-0

DUQUESNE (UK LEADS, 2-0)

Season	Score	Site
1983:	W, 55-42	at Lexington (UKIT)
2017:	W, 93-59	at Lexington
	at Lexington: UK leads, 2-0	

EASTERN KENTUCKY (UK LEADS, 12-0)

Season	Score	Site
1959:	W, 35-10	at Lexington
1991:	W, 74-60	at Lexington
1992:	W, 85-55	at Lexington
1993:	W, 82-73	at Lexington
1994:	W, 107-78	at Lexington
1999:	W, 99-64	at Lexington
2001:	W, 94-79	at Lexington
2004:	W, 101-72	at Lexington
2005:	W, 72-64	at Indianapolis (NCAA)
2007:	W, 78-65	at Lexington
2015:	W, 82-49	at Lexington
2016:	W, 88-67	at Lexington
	at Lexington: UK leads, 11-0	
	at Neutral Sites: UK leads, 1-0	
	at Indianapolis: UK leads, 1-0	

EASTERN MICHIGAN (UK LEADS, 2-0)

Season	Score	Site
2013:	W, 90-38	at Lexington
2014:	W, 81-63	at Lexington
	at Lexington: UK leads, 2-0	

EAST CAROLINA (UK LEADS, 1-0)

Season	Score	Site
1986:	W, 86-52	at Lexington (UKIT)
	at Lexington: UK leads, 1-0	

ETSU (UK LEADS, 5-0)

Season	Score	Site
1981:	W, 69-54	at Lexington
1985:	W, 62-57	at Lexington
2010:	W, 100-71	at New Orleans (NCAA)
2011:	W, 88-65	at Lexington
2018:	W, 78-61	at Lexington
	at Lexington: UK leads, 4-0	
	at Neutral Sites: UK leads, 1-0	
	at New Orleans: UK leads, 1-0	

FIU (UK LEADS, 1-0)

Season	Score	Site
2008:	W, 92-49	at Lexington
	at Lexington: UK leads, 1-0	

FLORIDA (UK LEADS, 100-40)

Season	Score	Site
1927:	W, 44-36	at Lexington
1931:	W, 56-36	at Atlanta (So. Con.)
1933:	W, 48-24	at Atlanta (SEC)
1934:	L, 38-32	at Atlanta (SEC)
1942:	W, 42-36	at Louisville (SEC)
1945:	W, 57-35	at Louisville (SEC)
1946:	W, 69-32	at Louisville (SEC)
1948:	W, 87-31	at Louisville (SEC)
1949:	W, 73-36	at Louisville (SEC)
1951:	W, 85-37	at Lexington
1952:	W, 99-52	at Gainesville, Fla.
1954:	W, 97-55	at Gainesville, Fla.
1955:	W, 87-63	at Lexington
1956:	W, 81-70	at Gainesville, Fla.
1957:	W, 61-28	at Lexington
1958:	W, 78-56	at Gainesville, Fla.
1959:	W, 94-51	at Lexington

1960:	W, 75-62	at Gainesville, Fla.
1961:	W, 89-68	at Lexington
1962:	W, 81-69	at Gainesville, Fla.
1963:	W, 94-71	at Lexington
1964:	W, 77-72	at Gainesville, Fla.
1965:	L, 84-68	at Gainesville, Fla.
	W, 78-61	at Lexington
1966:	W, 78-64	at Gainesville, Fla.
	W, 85-75	at Lexington
1967:	L, 78-75	at Lexington
	L, 89-72	at Gainesville, Fla.
1968:	W, 99-76	at Lexington
	L, 96-78	at Gainesville, Fla.
1969:	W, 88-67	at Lexington
	L, 82-81	at Gainesville, Fla.
1970:	W, 88-69	at Gainesville, Fla.
	W, 110-65	at Lexington
1971:	W, 101-75	at Lexington
	L, 74-65	at Gainesville, Fla.
1972:	L, 72-70	at Gainesville, Fla.
	W, 95-68	at Lexington
1973:	W, 95-65	at Lexington
	W, 94-83	at Gainesville, Fla.
1974:	W, 91-82	at Gainesville, Fla.
	L, 75-65	at Lexington
1975:	W, 87-65	at Lexington
	L, 66-58	at Gainesville, Fla.
1976:	W, 89-82	at Gainesville, Fla.
	W, 96-89	at Lexington
1977:	W, 73-71	at Gainesville, Fla.
	W, 104-78	at Lexington
1978:	W, 86-67	at Gainesville, Fla.
	W, 88-61	at Lexington
1979:	L, 76-65	at Gainesville, Fla.
	W, 87-81	at Lexington
1980:	W, 76-63	at Gainesville, Fla.
	W, 95-70	at Lexington
1981:	W, 102-48	at Lexington
	W, 69-56	at Gainesville, Fla.
1982:	W, 91-76	at Gainesville, Fla.
	W, 84-78	at Lexington
1983:	W, 70-63	at Lexington
	W, 73-61	at Gainesville, Fla.
1984:	L, 69-57	at Gainesville, Fla.
	W, 67-65	at Lexington
1985:	L, 67-55	at Lexington
	W, 76-68	at Gainesville, Fla.
	L, 58-55	at Birmingham, Ala. (SEC)
1986:	W, 72-55	at Gainesville, Fla.
	W, 80-69	at Lexington
1987:	W, 67-62	at Lexington
	L, 74-56	at Gainesville, Fla.
1988:	L, 58-56	at Lexington
	L, 83-76	at Gainesville, Fla.
1989:	W, 69-56	at Gainesville, Fla.
	L, 59-53	at Lexington
1990:	W, 89-81	at Lexington
	W, 78-74	at Gainesville, Fla.
1991:	W, 81-65	at Lexington
	W, 90-74	at Gainesville, Fla.
1992:	W, 81-60	at Lexington
	L, 79-62	at Gainesville, Fla.
1993:	W, 71-48	at Lexington
	W, 85-77	at Gainesville, Fla.
1994:	L, 59-57	at Gainesville, Fla.
	W, 80-77	at Lexington
	W, 73-60	at Memphis, Tenn. (SEC)
1995:	W, 83-67	at Gainesville, Fla.
	W, 87-77	at Lexington
	W, 86-72	at Atlanta (SEC)
1996:	W, 77-63	at Lexington
	W, 94-63	at Gainesville, Fla.
	W, 100-76	at New Orleans (SEC)

1997:	W, 92-65	at Gainesville, Fla.
	W, 85-56	at Lexington
1998:	L, 86-78	at Lexington
	W, 79-54	at Gainesville, Fla.
1999:	W, 93-58	at Lexington
	L, 75-68	at Gainesville, Fla.
2000:	L, 90-73	at Gainesville, Fla.
	W, 85-70	at Lexington
2001:	W, 71-70	at Lexington
	L, 94-86	at Gainesville, Fla.
2002:	W, 70-68	at Gainesville, Fla.
	W, 70-67	at Lexington
2003:	W, 70-55	at Lexington
	W, 69-67	at Gainesville, Fla.
2004:	W, 68-65	at Gainesville, Fla.
	W, 82-62	at Lexington
	W, 89-73	at Atlanta (SEC)
2005:	W, 69-66	at Lexington
	L, 53-52	at Gainesville, Fla.
	L, 70-53	at Atlanta (SEC)
2006:	L, 95-80	at Gainesville, Fla.
	L, 79-64	at Lexington
2007:	L, 64-61	at Lexington
	L, 85-72	at Gainesville, Fla.
2008:	L, 81-70 ^{OT}	at Gainesville, Fla.
	W, 75-70	at Lexington
2009:	W, 68-65	at Lexington
	L, 60-53	at Gainesville, Fla.
2010:	W, 89-77	at Gainesville, Fla.
	W, 74-66	at Lexington
2011:	L, 68-70	at Gainesville, Fla.
	W, 76-68	at Lexington
	W, 70-54	at Atlanta (SEC)
2012:	W, 78-58	at Lexington
	W, 74-59	at Gainesville, Fla.
	W, 74-71	at New Orleans (SEC)
2013:	L, 69-52	at Gainesville, Fla.
	W, 61-57	at Lexington
2014:	L, 69-59	at Lexington
	L, 84-65	at Gainesville, Fla.
	L, 61-60	at Atlanta, Ga. (SEC)
2015:	W, 68-61	at Gainesville, Fla.
	W, 67-50	at Lexington
	W, 64-49	at Nashville, Tenn. (SEC)
2016:	W, 80-61	at Lexington
	W, 88-79	at Gainesville, Fla.
2017:	L, 86-66	at Gainesville, Fla.
	W, 76-66	at Lexington
2018:	L, 66-64	at Lexington
	L, 80-67	at Gainesville, Fla.
	<i>at Lexington: UK leads, 51-10</i>	
	<i>at Gainesville, Fla.: UK leads, 35-26</i>	
	<i>at Neutral Sites: UK leads, 14-4</i>	
	<i>at Atlanta: UK leads, 5-3</i>	
	<i>at Birmingham, Ala.: UF leads, 1-0</i>	
	<i>at Louisville: UK leads, 5-0</i>	
	<i>at Memphis, Tenn.: UK leads, 1-0</i>	
	<i>at Nashville, Tenn.: UK leads, 1-0</i>	
	<i>at New Orleans: UK leads, 2-0</i>	
FLORIDA A&M (UK LEADS, 1-0)		
<i>Season Score Site</i>		
2004:	W, 96-76	at Columbus, Ohio (NCAA)
	<i>at Neutral Sites: UK leads, 1-0</i>	
	<i>at Columbus, Ohio: UK leads, 1-0</i>	
FLORIDA ATLANTIC (UK LEADS, 1-0)		
<i>Season Score Site</i>		
2009:	W, 76-69	at Lexington
	<i>at Lexington: UK leads, 1-0</i>	

FLORIDA STATE (UK LEADS, 6-2)		
<i>Season Score Site</i>		
1959:	W, 91-68	at Lexington
1961:	L, 63-58	at Lexington
1963:	W, 83-54	at Lexington
1972:	L, 73-54	at Dayton, Ohio (NCAA)
1977:	W, 97-57	at Louisville
1978:	W, 85-76	at Knoxville, Tenn. (NCAA)
1980:	W, 97-78	at Bowling Green, Ky. (NCAA)
1993:	W, 106-81	at Charlotte, N.C. (NCAA)
	<i>at Lexington: UK leads, 2-1</i>	
	<i>at Neutral Sites: UK leads, 4-1</i>	
	<i>at Bowling Green, Ky.: UK leads, 1-0</i>	
	<i>at Charlotte, N.C.: UK leads, 1-0</i>	
	<i>at Dayton, Ohio: FSU leads, 1-0</i>	
	<i>at Knoxville, Tenn.: UK leads, 1-0</i>	
	<i>at Louisville: UK leads, 1-0</i>	
FORT BENNING (UK LEADS, 1-0)		
<i>Season Score Site</i>		
1946:	W, 81-25	at Lexington
	<i>at Lexington: UK leads, 1-0</i>	
FORT KNOX (UK LEADS, 7-0)		
<i>Season Score Site</i>		
1943:	W, 64-30	at Lexington
1944:	W, 51-18	at Lexington
	W, 76-48	at Lexington
1945:	W, 56-23	at Lexington
	W, 59-34	at Lexington
1947:	W, 68-31	at Lexington
1948:	W, 80-41	at Lexington
	<i>at Lexington: UK leads, 7-0</i>	
FORT WAYNE (UK LEADS, 1-0)		
<i>Season Score Site</i>		
2018:	W, 86-67	at Lexington
	<i>at Lexington: UK leads, 1-0</i>	
FURMAN (UK LEADS, 1-0)		
<i>Season Score Site</i>		
1990:	W, 104-73	at Lexington
	<i>at Lexington: UK leads, 1-0</i>	
GARDNER-WEBB (GW LEADS, 1-0)		
<i>Season Score Site</i>		
2008:	L, 84-68	at Lexington
	<i>at Lexington: GW leads, 1-0</i>	
GEORGE WASHINGTON (UK LEADS, 1-0)		
<i>Season Score Site</i>		
1998:	W, 70-55	at Maui, Hawaii
	<i>at Neutral Sites: UK leads, 1-0</i>	
	<i>at Maui, Hawaii: UK leads, 1-0</i>	
GEORGETOWN [Ky.] (UK LEADS, 35-15)		
<i>Season Score Site</i>		
1903:	L, 15-6	at Lexington
1904:	L, 26-11	at Georgetown, Ky.
	L, 22-10	at Lexington
1905:	L, 14-9	at Lexington
1906:	L, 34-9	at Georgetown, Ky.
	L, 28-22	at Lexington
1907:	W, 16-15	at Lexington
	L, 19-8	at Georgetown, Ky.
1908:	L, 30-22	at Georgetown, Ky.
	W, 18-13	at Lexington
1909:	W, 43-32	at Lexington
	W, 48-19	at Georgetown, Ky.
1910:	W, 31-11	at Lexington
	L, 34-16	at Georgetown, Ky.



W, 24-23	at Lexington
1911: W, 47-22	at Georgetown, Ky.
1912: W, 38-12	at Lexington
W, 19-18	at Georgetown, Ky.
1916: W, 29-22	at Georgetown, Ky.
W, 30-22	at Lexington
1917: L, 22-19	at Georgetown, Ky.
W, 32-18	at Lexington
1918: W, 22-18	at Lexington
W, 25-16	at Georgetown, Ky.
1919: L, 32-30	at Lexington
L, 22-18	at Georgetown, Ky.
1920: W, 25-14	at Lexington
W, 28-16	at Georgetown, Ky.
1921: W, 38-23	at Lexington
W, 56-11	at Georgetown, Ky.
1922: L, 26-17	at Lexington
W, 26-17	at Georgetown, Ky.
W, 41-21	at Atlanta (SIAA)
1923: W, 24-13	at Georgetown, Ky.
L, 48-21	at Lexington
1924: W, 32-24	at Georgetown, Ky.
W, 39-35	at Lexington
1925: W, 25-17	at Lexington
W, 36-21	at Georgetown, Ky.
1926: W, 36-21	at Georgetown, Ky.
W, 25-20	at Lexington
1927: L, 26-19	at Georgetown, Ky.
1928: W, 46-9	at Lexington
1931: W, 67-19	at Lexington
1932: W, 66-24	at Lexington
1933: W, 62-21	at Lexington
1934: W, 41-12	at Lexington
1936: W, 42-17	at Lexington
1937: W, 46-21	at Lexington
1939: W, 39-19	at Lexington

at Lexington: UK leads, 22-7
at Georgetown, Ky.: UK leads, 12-8
at Neutral Sites: UK leads, 1-0
at Atlanta: UK leads, 1-0

GEORGETOWN (GU LEADS, 2-0)

Season	Score	Site
1922:	L, 28-23	at Washington, D.C.
1984:	L, 53-40	at Seattle (NCAA)

at Washington, D.C.: GU leads, 1-0
at Neutral Sites: GU leads, 1-0
at Seattle: GU leads, 1-0

GEORGIA (UK LEADS, 126-26)

Season	Score	Site
1921:	W, 20-19	at Atlanta (SIAA)
1923:	L, 23-19	at Lexington
1925:	L, 28-24	at Athens, Ga.
L, 32-31	at Atlanta (So. Con.)	
1926:	W, 22-18	at Athens, Ga.
W, 39-34	at Atlanta (So. Con.)	
1928:	W, 33-16	at Atlanta (So. Con.)
1929:	L, 26-24	at Atlanta (So. Con.)
1930:	W, 22-21 ^{OT}	at Athens, Ga.
W, 36-23	at Lexington	
1931:	L, 25-16	at Athens, Ga.
1940:	W, 51-43	at Knoxville, Tenn. (SEC)
1942:	W, 51-26	at Athens, Ga.
W, 55-38	at Lexington	
1943:	W, 60-28	at Athens, Ga.
W, 59-30	at Louisville (SEC)	
1944:	W, 57-29	at Louisville (SEC)
1945:	W, 73-37	at Lexington
1947:	W, 84-45	at Athens, Ga.
W, 81-40	at Lexington	
1948:	W, 88-51	at Athens, Ga.
1949:	W, 95-40	at Lexington
1950:	L, 71-60	at Athens, Ga.

W, 88-56	at Lexington
W, 79-63	at Louisville (SEC)
1951: W, 88-41	at Lexington
1952: W, 95-55	at Louisville
1954: W, 106-55	at Lexington
W, 100-68	at Owensboro, Ky.
1955: W, 86-40	at Lexington
1956: W, 143-66	at Louisville
1957: W, 84-53	at Lexington
1958: W, 74-55	at Atlanta
1959: W, 108-55	at Lexington
1960: W, 84-60	at Columbus, Ga.
1961: W, 74-67	at Lexington
1962: W, 86-59	at Atlanta
1963: W, 74-67	at Lexington
1964: W, 103-83	at Athens, Ga.
1965: W, 102-82	at Athens, Ga.
W, 96-64	at Lexington
1966: W, 69-65 ^{2OT}	at Athens, Ga.
W, 74-50	at Lexington
1967: L, 49-40	at Athens, Ga.
W, 101-76	at Lexington
1968: W, 104-73	at Lexington
W, 106-87	at Athens, Ga.
1969: W, 88-68	at Lexington
W, 85-77	at Athens, Ga.
1970: W, 72-71	at Athens, Ga.
W, 116-86	at Lexington
1971: W, 79-66	at Lexington
W, 107-95	at Athens, Ga.
1972: L, 85-73	at Athens, Ga.
W, 87-63	at Lexington
1973: W, 89-68	at Lexington
W, 99-86	at Athens, Ga.
1974: W, 80-74	at Lexington
W, 86-72	at Athens, Ga.
1975: W, 96-77	at Athens, Ga.
W, 75-61	at Lexington
1976: W, 92-76	at Lexington
L, 86-81	at Athens, Ga.
1977: W, 64-59 ^{OT}	at Lexington
W, 72-54	at Athens, Ga.
1978: W, 90-73	at Lexington
W, 78-67	at Athens, Ga.
1979: W, 73-64	at Lexington
W, 90-74	at Athens, Ga.
1980: W, 95-69	at Atlanta
W, 56-49	at Lexington
1981: W, 76-62	at Lexington
W, 71-68 ^{OT}	at Athens, Ga.
1982: W, 68-66	at Athens, Ga.
W, 82-73	at Lexington
1983: L, 70-63	at Athens, Ga.
W, 81-72	at Lexington
1984: W, 64-40	at Lexington
W, 66-64	at Athens, Ga.
W, 92-79	at Nashville, Tenn. (SEC)
1985: L, 81-73	at Athens, Ga.
L, 79-77	at Lexington
1986: W, 74-69	at Lexington
W, 80-75	at Athens, Ga.
1987: L, 69-65	at Louisville
L, 79-71	at Athens, Ga.
1988: W, 84-77	at Atlanta
W, 80-72	at Lexington
W, 62-57	at Baton Rouge, La. (SEC)
1989: W, 76-65	at Lexington
L, 84-72	at Athens, Ga.
1990: L, 106-91	at Athens, Ga.
W, 88-77	at Lexington
1991: W, 81-80	at Athens, Ga.
W, 96-84	at Lexington
1992: W, 78-66	at Lexington

W, 84-73	at Athens, Ga.
1993: W, 74-59	at Athens, Ga.
W, 86-70	at Lexington
1994: L, 94-90 ^{OT}	at Athens, Ga.
W, 80-59	at Lexington
1995: W, 83-71	at Lexington
W, 97-74	at Athens, Ga.
1996: W, 82-77	at Athens, Ga.
W, 86-73	at Lexington
1997: W, 86-65	at Athens, Ga.
W, 82-57	at Lexington
W, 95-68	at Memphis, Tenn. (SEC)
1998: W, 90-79	at Athens, Ga.
W, 85-74	at Lexington
1999: W, 91-83 ^{OT}	at Athens, Ga.
W, 92-71	at Lexington
2000: W, 75-69	at Athens, Ga.
W, 70-64	at Lexington
2001: W, 67-63	at Lexington
W, 85-70	at Athens, Ga.
2002: L, 88-84	at Lexington
L, 78-69	at Athens, Ga.
2003: W, 87-67	at Lexington
W, 74-66	at Athens, Ga.
2004: L, 65-57	at Lexington
L, 74-68	at Athens, Ga.
W, 69-60	at Atlanta (SEC)
2005: W, 76-55	at Athens, Ga.
W, 60-51	at Lexington
2006: W, 69-55	at Athens, Ga.
W, 68-61	at Lexington
2007: L, 78-69 ^{OT}	at Athens, Ga.
W, 82-70	at Lexington
2008: W, 63-58	at Athens, Ga.
W, 61-55	at Lexington
L, 60-56 ^{OT}	at Atlanta (SEC)
2009: W, 68-45	at Athens, Ga.
L, 90-85	at Lexington
2010: W, 76-68	at Lexington
W, 80-68	at Athens, Ga.
2011: L, 70-77	at Athens, Ga.
W, 66-60	at Lexington
2012: W, 57-44	at Athens, Ga.
W, 79-49	at Lexington
2013: L, 72-62	at Athens, Ga.
2014: W, 79-54	at Lexington
W, 70-58	at Atlanta, Ga. (SEC)
2015: W, 69-58	at Lexington
W, 72-64	at Athens, Ga.
2016: W, 82-48	at Lexington
W, 93-80	at Nashville, Tenn. (SEC)
2017: W, 90-81 ^{OT}	at Lexington
W, 82-77	at Athens, Ga.
W, 71-60	at Nashville, Tenn. (SEC)
2018: W, 66-61	at Lexington
W, 62-49	at St. Louis (SEC)

at Lexington: UK leads, 61-5
at Athens, Ga.: UK leads, 42-17
at Neutral Sites: UK leads, 23-3
at Atlanta: UK leads, 9-3
at Baton Rouge, La.: UK leads, 1-0
at Columbus, Ga.: UK leads, 1-0
at Knoxville, Tenn.: UK leads, 1-0
at Louisville: UK leads, 5-1
at Memphis, Tenn.: UK leads, 1-0
at Nashville, Tenn.: UK leads, 3-0
at Owensboro, Ky.: UK leads, 1-0
at St. Louis: UK leads, 1-0

**GEORGIA STATE (UK LEADS, 2-0)**

Season	Score	Site
2005:	W, 77-59	at Lexington
2006:	W, 73-46	at Atlanta at Lexington: UK leads, 1-0 at Atlanta: UK leads, 1-0

GEORGIA TECH (UK LEADS, 56-15)

Season	Score	Site
1924:	W, 33-27	at Lexington
1925:	W, 18-16	at Atlanta
1926:	W, 25-24	at Lexington
1927:	L, 48-16	at Atlanta
1928:	L, 35-31	at Lexington
1929:	L, 33-19	at Atlanta
1930:	W, 39-19	at Lexington
1931:	W, 38-34	at Lexington
	W, 35-16	at Atlanta
1933:	W, 45-22	at Lexington
1934:	W, 49-25	at Lexington
1935:	W, 57-30	at Lexington
1937:	W, 40-30	at Knoxville, Tenn. (SEC)
1940:	L, 44-39	at Atlanta
1941:	W, 47-37	at Atlanta
	W, 60-41	at Lexington
1942:	W, 63-53	at Atlanta
	W, 57-51	at Lexington
1943:	W, 38-36	at Atlanta
	W, 58-31	at Lexington
1945:	W, 64-58	at Atlanta
	W, 51-32	at Lexington
1946:	W, 68-43	at Atlanta
	W, 54-26	at Lexington
1947:	W, 70-47	at Atlanta
	W, 83-46	at Lexington
	W, 75-53	at Louisville (SEC)
1948:	W, 71-56	at Atlanta
	W, 78-54	at Lexington
	W, 54-43	at Louisville (SEC)
1949:	W, 56-45	at Atlanta
	W, 78-32	at Lexington
1950:	W, 61-47	at Atlanta
	W, 97-62	at Lexington
1951:	W, 82-61	at Atlanta
	W, 75-42	at Lexington
	W, 82-56	at Louisville (SEC)
1952:	W, 96-51	at Atlanta
	W, 93-42	at Lexington
	W, 80-59	at Louisville (SEC)
1954:	W, 105-53	at Lexington
	W, 99-48	at Louisville
1955:	L, 59-58	at Lexington
	L, 65-59	at Atlanta
1956:	W, 104-51	at Lexington
	W, 84-62	at Atlanta
1957:	W, 95-75	at Lexington
	W, 76-65	at Atlanta
1958:	W, 76-60	at Lexington
	L, 71-52	at Atlanta
1959:	W, 72-62	at Lexington
	W, 94-70	at Atlanta
1960:	L, 62-54	at Lexington
	L, 65-44	at Atlanta
1961:	W, 89-79	at Lexington
	L, 62-60	at Atlanta
1962:	W, 89-70	at Lexington
	W, 71-62	at Atlanta
1963:	L, 86-85 ^{20T}	at Lexington
	L, 66-62	at Atlanta
1964:	L, 76-67	at Atlanta
	W, 79-62	at Lexington
1976:	W, 66-64	at Lexington (UKIT)
1992:	L, 81-80	at Atlanta (Omni)
1993:	W, 96-87	at Lexington

1996:	W, 83-60	at Lexington
1997:	W, 88-59	at Atlanta (Georgia Dome)
1998:	W, 85-71	at Lexington
1999:	W, 80-39	at Atlanta (Georgia Dome)
2000:	W, 80-71	at Louisville
2001:	L, 86-84	at Atlanta (Georgia Dome)
		at Lexington: UK leads, 30-4 at Atlanta (campus): UK leads, 17-9 at Neutral Sites: UK leads, 9-2 at Atlanta: Tied, 2-2 at Knoxville, Tenn.: UK leads, 1-0 at Louisville: UK leads, 6-0

GONZAGA (UK LEADS, 1-0)

Season	Score	Site
2003:	W, 80-72	at Maui, Hawaii at Neutral Sites: UK leads, 1-0 at Maui, Hawaii: UK leads, 1-0

GRAND CANYON (UK LEADS, 1-0)

Season	Score	Site
2015:	W, 85-45	at Lexington at Lexington: UK leads, 1-0

GREAT LAKES (GL LEADS, 2-0)

Season	Score	Site
1942:	L, 58-47	at Louisville
1943:	L, 53-39	at Louisville
		at Neutral Sites: GL leads, 2-0 at Louisville: GL leads, 2-0

HAMPTON (UK LEADS, 1-0)

Season	Score	Site
2015:	W, 79-56	at Louisville (NCAA) at Neutral Sites: UK leads, 1-0 at Louisville: UK leads, 1-0

HARDIN-SIMMONS (UK LEADS, 1-0)

Season	Score	Site
1966:	W, 83-55	at Lexington at Lexington: UK leads, 1-0

HARTFORD (UK LEADS, 1-0)

Season	Score	Site
2010:	W, 104-61	at Lexington at Lexington: UK leads, 1-0

HARVARD (UK LEADS, 1-0)

Season	Score	Site
2018:	W, 79-70	at Lexington at Lexington: UK leads, 1-0

HAWAII (UK LEADS, 2-0)

Season	Score	Site
1986:	W, 98-65	at Honolulu
1988:	W, 86-59	at Lexington at Lexington: UK leads, 1-0 at Honolulu: UK leads, 1-0

HIGH POINT (UK LEADS, 3-0)

Season	Score	Site
2001:	W, 102-49	at Lexington
2003:	W, 84-64	at Lexington
2006:	W, 75-55	at Lexington at Lexington: UK leads, 3-0

HOFSTRA (UK LEADS, 1-0)

Season	Score	Site
2017:	W, 96-73	at Brooklyn, N.Y. at Neutral Sites: UK leads, 1-0 at Brooklyn, N.Y.: UK leads, 1-0

HOLY CROSS (UK LEADS, 3-0)

Season	Score	Site
1948:	W, 60-52	at New York (NCAA)
1949:	W, 51-48	at Boston
2001:	W, 72-68	at Uniondale, N.Y. (NCAA) at Boston: UK leads, 1-0 at Neutral Sites: UK leads, 2-0 at New York: UK leads, 1-0 at Uniondale, N.Y.: UK leads, 1-0

HOUSTON (UK LEADS, 3-1)

Season	Score	Site
1957:	W, 111-76	at New Orleans (Sugar)
1984:	W, 75-67	at Lexington
2007:	W, 77-70	at Lexington
2008:	L, 83-69	at Houston at Lexington: UK leads, 2-0 at Houston: UK leads, 1-0 at Neutral Sites: UK leads, 1-0 at New Orleans: UK leads, 1-0

IDAHO (UK LEADS, 2-0)

Season	Score	Site
1947:	W, 65-35	at Lexington
1956:	W, 91-35	at Lexington at Lexington: UK leads, 2-0

ILLINOIS (UK LEADS, 11-4)

Season	Score	Site
1925:	L, 36-26	at Champaign, Ill.
1942:	W, 46-44	at New Orleans (NCAA)
1944:	L, 43-41	at Champaign, Ill.
	W, 51-40	at Lexington
1949:	W, 76-47	at New York (NCAA)
1951:	W, 76-74	at New York (NCAA)
1957:	W, 91-70	at Lexington (UKIT)
1959:	W, 76-75	at Louisville
1961:	W, 83-78	at Lexington (UKIT)
1965:	L, 91-86	at Lexington (UKIT)
1966:	W, 86-68	at Champaign, Ill.
1967:	L, 98-97 ^{OT}	at Lexington
1983:	W, 76-57	at Lexington
1984:	W, 56-54	at Champaign, Ill.
	W, 54-51	at Lexington (NCAA) at Lexington: UK leads, 5-2 at Champaign, Ill.: Tied, 2-2 at Neutral Sites: UK leads, 4-0 at Louisville: UK leads, 1-0 at New Orleans: UK leads, 1-0 at New York: UK leads, 2-0

ILLINOIS STATE (UK LEADS, 1-0)

Season	Score	Site
2016:	W, 75-63	at Lexington at Lexington: UK leads, 1-0

INDIANA (UK LEADS, 32-25)

Season	Score	Site
1925:	L, 20-18	at Lexington
1926:	L, 34-23	at Bloomington, Ind.
1927:	L, 38-19	at Lexington
1928:	L, 48-29	at Bloomington, Ind.
1941:	L, 48-45	at New Orleans (Sugar)
1943:	L, 58-52	at Louisville
1944:	W, 66-41	at Louisville
1945:	W, 61-43	at Louisville
1966:	W, 91-56	at Lexington (UKIT)
1970:	W, 109-92	at Lexington
1971:	W, 95-93 ^{OT}	at Bloomington, Ind.
1972:	L, 90-89 ^{20T}	at Louisville
1973:	L, 64-58	at Bloomington, Ind.
	L, 72-65	at Nashville (NCAA)



1974:	L, 77-68	at Louisville
1975:	L, 98-74	at Bloomington, Ind.
	W, 92-90	at Dayton, Ohio (NCAA)
1976:	L, 77-68 ^{OT}	at Louisville
1977:	W, 66-51	at Bloomington, Ind.
1978:	W, 78-64	at Lexington
1979:	L, 68-67 ^{OT}	at Bloomington, Ind.
1980:	W, 69-58	at Lexington
1981:	W, 68-66	at Bloomington, Ind.
1982:	W, 85-69	at Lexington
1983:	L, 62-59	at Bloomington, Ind.
	W, 64-59	at Knoxville, Tenn. (NCAA)
1984:	W, 59-54	at Lexington
1985:	L, 81-68	at Bloomington, Ind.
1986:	W, 63-58	at Lexington
1987:	L, 71-66	at Bloomington, Ind.
1988:	W, 82-76 ^{OT}	at Indianapolis
1989:	L, 75-52	at Lexington
1990:	L, 71-69	at Indianapolis
1991:	L, 87-84	at Bloomington, Ind.
1992:	W, 76-74	at Indianapolis
1993:	W, 81-79	at Louisville
1994:	L, 96-84	at Indianapolis
1995:	W, 73-70	at Louisville
1996:	W, 89-82	at Indianapolis
1997:	W, 99-65	at Louisville
1998:	W, 75-72	at Indianapolis
1999:	W, 70-61 ^{OT}	at Louisville
2000:	L, 83-75	at Indianapolis
2001:	W, 88-74	at Louisville
2002:	W, 66-55	at Indianapolis
2003:	W, 70-64	at Louisville
2004:	W, 80-41	at Indianapolis
2005:	W, 73-58	at Louisville
2006:	L, 79-53	at Indianapolis
2007:	W, 59-54	at Lexington
2008:	L, 70-51	at Bloomington, Ind.
2009:	W, 72-54	at Lexington
2010:	W, 90-73	at Bloomington, Ind.
2011:	W, 81-62	at Lexington
2012:	L, 73-72	at Bloomington, Ind.
	W, 102-90	at Atlanta, Ga. (NCAA)
2016:	L, 73-67	at Des Moines, Iowa (NCAA)

*at Lexington: UK leads, 10-3
at Bloomington, Ind.: IU leads, 11-4
at Neutral Sites: UK leads, 18-11
at Atlanta, Ga.: UK leads, 1-0
at Dayton, Ohio: UK leads, 1-0
at Des Moines, Iowa: IU leads, 1-0
at Indianapolis: UK leads, 6-4
at Knoxville, Tenn.: UK leads, 1-0
at Louisville: UK leads, 9-4
at Nashville, Tenn.: IU leads, 1-0
at New Orleans: IU leads, 1-0*

INDIANA CENTRAL (UK LEADS, 4-0)

Season	Score	Site
1947:	W, 78-36	at Lexington
1948:	W, 80-41	at Lexington
1949:	W, 74-38	at Lexington
1950:	W, 94-61	at Lexington

at Lexington: UK leads, 4-0

IONA (UK LEADS, 6-0)

Season	Score	Site
1978:	W, 104-65	at Lexington
1980:	W, 57-50	at Anchorage, Alaska
1987:	W, 75-59	at Lexington (UKIT)
1989:	W, 56-54	at Anchorage, Alaska
1996:	W, 106-79	at New York
2006:	W, 73-67	at Louisville

at Lexington: UK leads, 2-0

*at Neutral Sites: UK leads, 4-0
at Anchorage, Alaska: UK leads, 2-0
at Louisville: UK leads, 1-0
at New York: UK leads, 1-0*

IOWA (UK LEADS, 5-3)

Season	Score	Site
1956:	L, 89-77	at Iowa City, Iowa (NCAA)
1963:	W, 94-69	at Lexington (UKIT)
1965:	W, 85-77	at Lexington
1973:	L, 79-66	at Lexington
1974:	W, 88-80	at Iowa City, Iowa
1997:	W, 75-69	at Salt Lake City (NCAA)
2001:	W, 92-79	at Uniondale, N.Y. (NCAA)
2006:	L, 67-63	at Kansas City, Mo.

*at Lexington: UK leads, 2-1
at Iowa City, Iowa: Tied, 1-1
at Neutral Sites: UK leads, 2-1
at Kansas City, Mo.: UI leads, 1-0
at Salt Lake City: UK leads, 1-0
at Uniondale, N.Y.: UK leads, 1-0*

IOWA STATE (UK LEADS, 3-0)

Season	Score	Site
1965:	W, 100-74	at Lexington
1992:	W, 106-98	at Worcester, Mass. (NCAA)
2012:	W, 87-71	at Louisville, Ky. (NCAA)

*at Lexington: UK leads, 1-0
at Neutral Sites: UK leads, 1-0
at Louisville, Ky.: UK leads, 1-0
at Worcester, Mass.: UK leads, 1-0*

IUPUI (UK LEADS, 1-0)

Season	Score	Site
2003:	W, 95-64	at Nashville, Tenn. (NCAA)

*at Neutral Sites: UK leads, 1-0
at Nashville, Tenn.: UK leads, 1-0*

JACKSONVILLE (TIED, 1-1)

Season	Score	Site
1970:	L, 100-106	at Columbus, Ohio (NCAA)
1982:	W, 107-91	at Lexington (UKIT)

*at Lexington: UK leads, 1-0
at Neutral Sites: JU leads, 1-0
at Columbus, Ohio: JU leads, 1-0*

JACKSONVILLE STATE (UK LEADS, 1-0)

Season	Score	Site
2001:	W, 91-48	at Cincinnati, Ohio

*at Neutral Sites: UK leads, 1-0
at Cincinnati, Ohio: UK leads, 1-0*

KANSAS (UK LEADS, 22-9)

Season	Score	Site
1951:	W, 68-39	at Lexington
1960:	W, 77-72 ^{OT}	at Lawrence, Kan.
1970:	W, 115-85	at Lexington
1972:	W, 79-69	at Lawrence, Kan.
1973:	W, 77-71	at Lexington
1974:	L, 71-63	at Lawrence, Kan.
1975:	W, 100-63	at Louisville
1976:	W, 54-48	at Lawrence, Kan.
1977:	W, 90-63	at Lexington
1978:	W, 73-66	at Lawrence, Kan.
1979:	W, 67-66 ^{OT}	at Lexington
1980:	W, 57-56	at Lawrence, Kan.
1981:	W, 87-73	at Lexington
1982:	W, 77-74 ^{OT}	at Lawrence, Kan.

1983:	W, 82-62	at Louisville
1985:	W, 72-50	at Lawrence, Kan.
1986:	W, 92-89	at Louisville
1987:	L, 83-66	at Lawrence, Kan.
1990:	L, 150-95	at Lawrence, Kan.
1991:	W, 88-71	at Lexington
1999:	W, 63-45	at Chicago
	W, *92-88	at New Orleans (NCAA)
2005:	L, 65-59	at Lexington
2006:	L, 73-46	at Lawrence, Kan.
2007:	L, 88-76	at Chicago (NCAA)
2012:	W, 75-65	at New York
	W, 67-59	at New Orleans (NCAA)
2015:	W, 72-40	at Indianapolis
2016:	L, 90-84 ^{OT}	at Lawrence, Kan.
2017:	L, 79-73	at Lexington
2018:	L, 65-61	at Chicago

*at Lexington: UK leads, 7-2
at Lawrence, Kan.: UK leads, 7-5
at Neutral Sites: UK leads, 8-2
at Chicago: KU leads, 2-1
at Indianapolis: UK leads, 1-0
at Louisville: UK leads, 3-0
at New Orleans: UK leads, 2-0
at New York: UK leads, 1-0*

KANSAS STATE (UK LEADS, 9-1)

Season	Score	Site
1940:	W, 53-26	at Lexington
1941:	W, 28-25	at Manhattan, Kan.
1951:	W, 68-58	at Minneapolis (NCAA)
1962:	W, 80-67	at Lexington (UKIT)
1967:	W, 83-79	at Lexington (UKIT)
1972:	W, 71-64	at Manhattan, Kan.
1976:	W, 81-78	at New York (NIT)
2009:	W, 74-72	at Las Vegas
2014:	W, 56-49	at St. Louis (NCAA)
2018:	L, 61-58	at Atlanta (NCAA)

*at Lexington: UK leads, 3-0
at Manhattan, Kan.: UK leads, 2-0
at Neutral Sites: UK leads, 4-1
at Atlanta: KSU leads, 1-0
at Las Vegas: UK leads, 1-0
at Minneapolis: UK leads, 1-0
at New York: UK leads, 1-0
at St. Louis: UK leads, 1-0*

KENT STATE (UK LEADS, 1-0)

Season	Score	Site
2002:	W, 82-68	at Cincinnati, Ohio

*at Neutral Sites: UK leads, 1-0
at Cincinnati, Ohio: UK leads, 1-0*

KENTUCKY STATE (UK LEADS, 1-0)

Season	Score	Site
2002:	W, 118-63	at Lexington

at Lexington: UK leads, 1-0

KENTUCKY WESLEYAN (UK LEADS, 8-2-1)

Season	Score	Site
1910:	W, 14-12	at Winchester, Ky.
1911:	L, 25-19	at Winchester, Ky.
1918:	W, 23-13	at Lexington
	Tie, 21-21	at Winchester, Ky.
1919:	W, 46-5	at Lexington
	W, 18-13	at Lexington
1920:	W, 43-13	at Lexington
1921:	W, 38-13	at Lexington
1927:	L, 31-24	at Winchester, Ky.
1930:	W, 32-20	at Lexington
1939:	W, 57-18	at Lexington

*at Lexington: UK leads, 7-0
at Winchester, Ky.: KW leads, 2-1-1*

LAFAYETTE (UK LEADS, 1-0)

Season	Score	Site
2013:	W, 101-49	at Lexington
<i>at Lexington: UK leads, 1-0</i>		

LAMAR (UK LEADS, 3-0)

Season	Score	Site
1987:	W, 71-56	at Lexington
2009:	W, 103-61	at Lexington
2012:	W, 86-64	at Lexington
<i>at Lexington: UK leads, 3-0</i>		

LASALLE (UK LEADS, 3-0)

Season	Score	Site
1954:	W, 73-60	at Lexington (UKIT)
1955:	W, 63-54	at Lexington (UKIT)
1979:	W, 109-77	at Lexington
<i>at Lexington: UK leads, 3-0</i>		

LEXINGTON HIGH (TIED, 1-1)

Season	Score	Site
1909:	W, 28-9	at Lexington
1911:	L, 36-29	at Lexington
<i>at Lexington: Tied, 1-1</i>		

LEXINGTON YMCA (YMCA LEADS, 5-2)

Season	Score	Site
1903:	W, 11-10	at Lexington
1907:	L, 25-17	at Lexington
	L, 41-22	at YMCA
1908:	L, 29-29	at YMCA
	L, 23-19	at Lexington
1912:	W, 32-20	at Lexington
1913:	L, 27-25	at Lexington
<i>at Lexington: YMCA leads, 3-2</i>		
<i>at YMCA: YMCA leads, 2-0</i>		

LIBERTY (UK LEADS, 2-0)

Season	Score	Site
2006:	W, 81-51	at Lexington
2008:	W, 80-54	at Lexington
<i>at Lexington: UK leads, 2-0</i>		

LIPSCOMB (UK LEADS, 2-0)

Season	Score	Site
2006:	W, 67-49	at Lexington
2013:	W, 88-50	at Lexington
<i>at Lexington: UK leads, 2-0</i>		

LIU BROOKLYN (UK LEADS, 3-1)

Season	Score	Site
1939:	L, 52-34	at New York
1945:	W, 62-52OT	at New York
1947:	W, 63-62	at New York
2013:	W, 104-75	at Brooklyn
<i>at New York: UK leads, 2-1</i>		
<i>at Brooklyn: UK leads 1-0</i>		

LONG BEACH STATE (UK LEADS, 1-0)

Season	Score	Site
2009:	W, 86-73	at Lexington
<i>at Lexington: UK leads, 1-0</i>		

LONGWOOD (UK LEADS, 1-0)

Season	Score	Site
2009:	W, 91-57	at Lexington
<i>at Lexington: UK leads, 1-0</i>		

LOUISIANA (UL LEADS, 1-0)

Season	Score	Site
1990:	L, 116-113 ^{OT}	at Lexington (UKIT)
<i>at Lexington: LL leads, 1-0</i>		

LOUISVILLE (UK LEADS, 35-16)

Season	Score	Site
1913:	W, 34-10	at Lexington
1914:	W, 22-17	at Lexington
	W, 26-13	at Louisville
1915:	W, 18-14	at Lexington
	L, 26-15	at Louisville
1916:	L, 28-22	at Lexington
	W, 32-24	at Louisville
1922:	W, 38-14	at Louisville
	W, 29-22	at Lexington
1948:	W, 91-57	at New York (NCAA)
1951:	W, 79-68	at Raleigh, N.C. (NCAA)
1959:	L, 76-61	at Evanston, Ill. (NCAA)
1983:	L, 80-68 ^{OT}	at Knoxville, Tenn. (NCAA)
1984:	W, 65-44	at Lexington
	W, 72-67	at Lexington (NCAA)
1985:	L, 71-64	at Louisville
1986:	W, 69-64	at Lexington
1987:	W, 85-51	at Louisville
1988:	W, 76-75	at Lexington
1989:	L, 97-75	at Louisville
1990:	L, 86-79	at Lexington
1991:	W, 93-85	at Louisville
1992:	W, 103-89	at Lexington
1993:	W, 88-68	at Louisville
1994:	W, 78-70	at Lexington
1995:	L, 88-86	at Louisville
1996:	W, 89-66	at Lexington
1997:	W, 74-54	at Louisville
1998:	L, 79-76	at Lexington
1999:	L, 83-74	at Louisville
2000:	W, 76-46	at Lexington
2001:	W, 64-62	at Louisville
2002:	W, 82-62	at Lexington
2003:	L, 81-63	at Louisville
2004:	L, 65-56	at Lexington
2005:	W, 60-58	at Louisville
2006:	W, 73-61	at Lexington
2007:	W, 61-49	at Louisville
2008:	L, 89-75	at Lexington
2009:	L, 74-71	at Louisville
2010:	W, 71-62	at Lexington
2011:	W, 78-63	at Louisville
2012:	W, 69-62	at Lexington
	W, 69-61	at New Orleans (NCAA)
2013:	L, 80-77	at Louisville
2014:	W, 73-66	at Lexington
	W, 74-69	at Indianapolis (NCAA)
2015:	W, 58-50	at Louisville
2016:	W, 75-73	at Lexington
2017:	L, 73-70	at Louisville
2018:	W, 90-61	at Lexington
<i>at Lexington: UK leads, 19-5</i>		
<i>at Louisville: UK leads, 12-9</i>		
<i>at Neutral Sites: UK leads, 4-2</i>		
<i>at Evanston, Ill.: UL leads, 1-0</i>		
<i>at Indianapolis, Ind: UK leads, 1-0</i>		
<i>at Knoxville, Tenn.: UL leads, 1-0</i>		
<i>at New Orleans: UK leads, 1-0</i>		
<i>at New York: UK leads, 1-0</i>		
<i>at Raleigh, N.C.: UK leads, 1-0</i>		

LOUISVILLE COLISEUM (TIED, 1-1)

Season	Score	Site
1908:	W, 29-28	at Lexington
	L, 30-18	at Louisville
<i>at Lexington: UK leads, 1-0</i>		
<i>at Louisville: LC leads, 1-0</i>		

LOUISVILLE YMCA (UK LEADS, 1-0)

Season	Score	Site
1914:	W, 30-21	at Lexington
<i>at Lexington: UK leads, 1-0</i>		

LOUISVILLE YMHA (UK LEADS, 1-0)

Season	Score	Site
1914:	W, 59-12	at Lexington
<i>at Lexington: UK leads, 1-0</i>		

LOYOLA, ILL. (UK LEADS, 4-3)

Season	Score	Site
1949:	L, 67-56	at New York (NIT)
1951:	W, 97-61	at Lexington
1957:	W, 81-62	at Lexington
	W, 115-65	at Chicago
1958:	W, 75-42	at Lexington
	L, 57-56	at Chicago
1964:	L, 100-91	at Minneapolis (NCAA)
<i>at Lexington: UK leads, 3-0</i>		
<i>at Chicago: Tied, 1-1</i>		
<i>at Neutral Sites: LU leads, 2-0</i>		
<i>at Minneapolis: LU leads, 1-0</i>		
<i>at New York: LU leads, 1-0</i>		

LOYOLA, LA. (UK LEADS, 1-0)

Season	Score	Site
1964:	W, 86-64	at New Orleans (Sugar)
<i>at Neutral Sites: UK leads, 1-0</i>		
<i>at New Orleans: UK leads, 1-0</i>		

LOYOLA, (MD.) (UK LEADS, 1-0)

Season	Score	Site
2012:	W, 87-63	at Lexington
<i>at Lexington: UK leads, 1-0</i>		

LSU (UK LEADS, 89-26)

Season	Score	Site
1933:	W, 51-38	at Atlanta (SEC)
1937:	W, 57-37	at Knoxville, Tenn. (SEC)
1939:	W, 53-34	at Knoxville, Tenn. (SEC)
1944:	W, 55-28	at Louisville (SEC)
1945:	W, 68-37	at Louisville (SEC)
1946:	W, 59-36	at Louisville (SEC)
1948:	W, 63-47	at Louisville (SEC)
1951:	W, 81-59	at Baton Rouge, La.
1952:	W, 57-47	at Lexington
	W, 44-43	at Louisville (SEC)
1954:	W, 63-56	at Nashville, Tenn. (SEC)
1955:	W, 74-58	at Lexington
	W, 64-62	at Baton Rouge, La.
1956:	W, 62-52	at Baton Rouge, La.
	W, 107-65	at Lexington
1957:	W, 51-46	at Baton Rouge, La.
	W, 97-52	at Lexington
1958:	W, 76-61	at Baton Rouge, La.
1960:	W, 77-45	at Lexington
1961:	L, 73-59	at Baton Rouge, La.
1962:	W, 84-63	at Lexington
1963:	W, 63-56	at Baton Rouge, La.
1964:	W, 103-84	at Lexington
1965:	W, 79-66	at Baton Rouge, La.
1966:	W, 111-85	at Lexington
1967:	W, 102-72	at Lexington
	W, 105-84	at Baton Rouge, La.
1968:	W, 121-95	at Baton Rouge, La.
	W, 109-96	at Lexington
1969:	W, 108-96	at Baton Rouge, La.
	W, 103-89	at Lexington
1970:	W, 109-96	at Lexington
	W, 121-105	at Baton Rouge, La.



1971:	W, 82-79	at Baton Rouge, La.
	W, 110-73	at Lexington
1972:	W, 89-71	at Lexington
	L, 88-71	at Baton Rouge, La.
1973:	W, 86-71	at Baton Rouge, La.
	W, 94-76	at Lexington
1974:	L, 95-84	at Baton Rouge, La.
	W, 73-70	at Lexington
1975:	W, 115-80	at Lexington
	W, 77-76	at Baton Rouge, La.
1976:	W, 85-71	at Lexington
	W, 85-70	at Baton Rouge, La.
1977:	W, 87-72	at Lexington
	W, 90-76	at Baton Rouge, La.
1978:	W, 96-76	at Lexington
	L, 95-94 ^{OT}	at Baton Rouge, La.
1979:	L, 93-89	at Lexington
	L, 70-61	at Baton Rouge, La.
	W, 80-67	at Birmingham, Ala. (SEC)
1980:	L, 65-60	at Lexington
	W, 76-74 ^{OT}	at Baton Rouge, La.
	L, 80-78	at Birmingham, Ala. (SEC)
1981:	L, 81-67	at Baton Rouge, La.
	W, 73-71	at Lexington
1982:	W, 76-65	at Lexington
	L, 94-78	at Baton Rouge, La.
1983:	W, 52-50	at Lexington
	L, 74-60	at Baton Rouge, La.
1984:	W, 96-80	at Baton Rouge, La.
	W, 90-68	at Lexington
1985:	W, 53-43	at Lexington
	L, 67-61	at Baton Rouge, La.
1986:	W, 54-52	at Baton Rouge, La.
	W, 68-57	at Lexington
	W, 61-58	at Lexington (SEC)
	L, 59-57	at Atlanta (NCAA)
1987:	L, 76-41	at Lexington
	L, 65-52	at Baton Rouge, La.
1988:	W, 76-61	at Baton Rouge, La.
	W, 95-69	at Lexington
	W, 86-80	at Baton Rouge, La. (SEC)
1989:	L, 64-62	at Lexington
	L, 99-80	at Baton Rouge, La.
1990:	L, 94-81	at Baton Rouge, La.
	W, 100-95	at Lexington
1991:	W, 93-80	at Lexington
	L, 107-88	at Baton Rouge, La.
1992:	L, 74-53	at Baton Rouge, La.
	W, 80-74	at Birmingham, Ala. (SEC)
1993:	W, 105-67	at Lexington
	W, 82-65	at Lexington (SEC)
1994:	W, 99-95	at Baton Rouge, La.
1995:	W, 127-80	at Lexington
1996:	W, 129-97	at Baton Rouge, La.
1997:	W, 84-48	at Lexington
1998:	W, 63-61	at Baton Rouge, La.
1999:	W, 86-62	at Lexington
2000:	L, 70-57	at Baton Rouge, La.
2001:	W, 84-61	at Lexington
2002:	W, 68-56	at Baton Rouge, La.
2003:	W, 68-57	at Lexington
2004:	W, 70-64	at Baton Rouge, La.
2005:	W, 89-58	at Lexington
	W, 79-78 ^{OT}	at Atlanta (SEC)
2006:	L, 71-67	at Baton Rouge, La.
2007:	W, 70-63	at Lexington
2008:	W, 67-63	at Baton Rouge, La.
2009:	L, 73-70	at Lexington
	L, 67-58	at Tampa, Fla. (SEC)
2010:	W, 81-55	at Baton Rouge, La.
2011:	W, 82-44	at Lexington

2012:	W, 74-50	at Baton Rouge, La.
	W, 60-51	at New Orleans (SEC)
2013:	W, 75-70	at Lexington
2014:	L, 87-82	at Baton Rouge, La.
	W, 77-76 ^{OT}	at Lexington
	W, 85-67	at Atlanta (SEC)
2015:	W, 71-69	at Baton Rouge, La.
2016:	L, 85-67	at Baton Rouge, La.
	W, 94-77	at Lexington
2017:	W, 92-85	at Lexington
2018:	W, 74-71	at Baton Rouge, La.
	<i>at Lexington: UK leads, 44-5</i>	
	<i>at Baton Rouge, La.: UK leads, 31-18</i>	
	<i>at Neutral Sites: UK lead, 14-3</i>	
	<i>at Atlanta: UK leads, 3-1</i>	
	<i>at Birmingham, Ala.: UK leads, 2-1</i>	
	<i>at Knoxville, Tenn.: UK leads, 2-0</i>	
	<i>at Louisville: UK leads, 5-0</i>	
	<i>at Nashville, Tenn.: UK leads, 1-0</i>	
	<i>at New Orleans.: UK leads, 1-0</i>	
	<i>at Tampa, Fla.: LSU leads 1-0</i>	

MAINE (UK LEADS, 1-0)

<i>Season</i>	<i>Score</i>	<i>Site</i>
1981:	W, 100-54	at Lexington
	<i>at Lexington: UK leads, 1-0</i>	

MARIETTA (TIED, 2-2)

<i>Season</i>	<i>Score</i>	<i>Site</i>
1913:	W, 42-16	at Lexington
1914:	W, 19-17	at Lexington
1916:	L, 27-22	at Lexington
	L, 27-23	at Lexington
	<i>at Lexington: Tied, 2-2</i>	

MARIST (UK LEADS, 1-0)

<i>Season</i>	<i>Score</i>	<i>Site</i>
2012:	W, 108-58	at Lexington
	<i>at Lexington: UK leads, 1-0</i>	

MARQUETTE (TIED, 7-7)

<i>Season</i>	<i>Score</i>	<i>Site</i>
1938:	W, 35-33	at Lexington
1939:	W, 37-31	at Lexington
1940:	W, 51-45	at Milwaukee
1955:	L, 79-71	at Evanston, Ill. (NCAA)
1959:	W, 98-69	at Evanston, Ill. (NCAA)
1961:	L, 88-72	at Chicago
1968:	W, 107-89	at Lexington (NCAA)
1969:	L, 81-74	at Madison, Wis. (NCAA)
1971:	L, 91-74	at Athens, Ga. (NCAA)
1972:	W, 85-69	at Dayton, Ohio (NCAA)
1975:	W, 76-54	at Tuscaloosa, Ala. (NCAA)
1994:	L, 75-63	at St. Petersburg, Fla. (NCAA)
2003:	L, 83-69	at Minneapolis (NCAA)
2008:	L, 74-66	at Anaheim, Calif. (NCAA)
	<i>at Lexington: UK leads, 3-0</i>	
	<i>at Milwaukee: UK leads, 1-0</i>	
	<i>at Neutral Sites: MU leads, 7-3</i>	
	<i>at Anaheim, Calif.: MU leads, 1-0</i>	
	<i>at Athens, Ga.: MU leads, 1-0</i>	
	<i>at Chicago: MU leads, 1-0</i>	
	<i>at Dayton, Ohio: UK leads, 1-0</i>	
	<i>at Evanston, Ill.: Tied, 1-1</i>	
	<i>at Madison, Wis.: MU leads, 1-0</i>	
	<i>at Minneapolis: MU leads, 1-0</i>	
	<i>at St. Petersburg, Fla.: MU leads, 1-0</i>	
	<i>at Tuscaloosa, Ala.: UK leads, 1-0</i>	

MARSHALL (UK LEADS, 12-0)

<i>Season</i>	<i>Score</i>	<i>Site</i>
1914:	W, 46-6	at Huntington, W.Va.
1922:	W, 34-12	at Lexington
1931:	W, 42-26	at Lexington
1932:	W, 46-16	at Lexington
1933:	W, 57-23	at Ashland, Ky.
1934:	W, 48-26	at Lexington
1989:	W, 91-78	at Lexington (UKIT)
1995:	W, 116-75	at Lexington
1996:	W, 118-99	at Louisville
2002:	W, 90-73	at Lexington
2004:	W, 89-76	at Cincinnati
2013:	W, 82-54	at Lexington
	<i>at Lexington: UK leads, 8-0</i>	
	<i>at Huntington, W.Va.: UK leads, 1-0</i>	
	<i>at Neutral Sites: MU leads, 3-0</i>	
	<i>at Ashland, Ky.: UK leads, 1-0</i>	
	<i>at Cincinnati: UK leads, 1-0</i>	
	<i>at Louisville: UK leads, 1-0</i>	

MARYLAND (UK LEADS, 8-5)

<i>Season</i>	<i>Score</i>	<i>Site</i>
1928:	L, 37-7	at College Park, Md.
1930:	W, 26-21	at Atlanta (So.Con.)
1931:	L, 29-27	at Atlanta (So.Con.)
1956:	W, 62-61	at College Park, Md.
1957:	W, 76-55	at Lexington
1958:	L, 71-62	at College Park, Md.
1959:	W, 58-56 ^{OT}	at Lexington
1996:	W, 96-84	at Springfield, Mass.
1999:	W, 103-91	at Lexington
2000:	W, 61-58	at New York
	L, 72-66	at College Park, Md.
2002:	L, 78-68	at Syracuse, N.Y. (NCAA)
2013:	W, 72-69	at Brooklyn, N.Y.
	<i>at Lexington: UK leads, 3-0</i>	
	<i>at College Park, Md.: UM leads, 3-1</i>	
	<i>at Neutral Sites: UK leads, 4-2</i>	
	<i>at Atlanta: Tied, 1-1</i>	
	<i>at Brooklyn: UK leads, 1-0</i>	
	<i>at New York: UK leads, 1-0</i>	
	<i>at Springfield, Mass.: UK leads, 1-0</i>	
	<i>at Syracuse, N.Y.: UM leads, 1-0</i>	
	<i>*As part of sanctions imposed upon the UK basketball program in 1989, the NCAA ordered Kentucky to erase from the record three NCAA Tournament games from the 1987-88 season. Kentucky's 99-84 win over Southern, a 90-81 win over Maryland and an 80-74 loss to Villanova have been deleted from the records.</i>	

MARYVILLE (UK LEADS, 5-0)

<i>Season</i>	<i>Score</i>	<i>Site</i>
1915:	W, 37-17	at Lexington
	W, 23-22	at Maryville, Tenn.
1916:	W, 36-25	at Lexington
1920:	W, 27-13	at Lexington
1941:	W, 53-14	at Lexington
	<i>at Lexington: UK leads, 4-0</i>	
	<i>at Maryville, Tenn.: UK leads, 1-0</i>	

MEMPHIS (UM LEADS, 1-0)

<i>Season</i>	<i>Score</i>	<i>Site</i>
2007:	L, 80-63	at Honolulu
	<i>at Neutral Sites: UM leads, 1-0</i>	
	<i>at Honolulu: UM leads, 1-0</i>	

**MERCER (UK LEADS, 2-1)**

Season	Score	Site
1921:	W, 49-25	at Atlanta (SIAA)
1922:	L, 35-22	at Atlanta (SIAA)
1999:	W, 82-51	at Lexington
at Lexington: UK leads, 1-0		
at Neutral Sites: Tied, 1-1		
at Atlanta: Tied, 1-1		

MEXICO (UK LEADS, 3-0)

Season	Score	Site
1933:	W, 81-22	at Lexington
1937:	W, 58-30	at Lexington
1942:	W, 56-26	at Lexington
at Lexington: UK leads, 3-0		

MEXICO YMCA (UK LEADS, 1-0)

Season	Score	Site
1924:	W, 25-14	at Lexington
at Lexington: UK leads, 1-0		

MIAMI, FLA. (UK LEADS, 3-1)

Season	Score	Site
1957:	W, 114-75	at Lexington
1999:	W, 74-65	at Lexington
2000:	W, 60-57	at Miami
2009:	L, 73-67	at Lexington
at Lexington: UK leads, 2-1		
at Miami, Fla.: UK leads, 1-0		

MIAMI, OHIO (UK LEADS, 22-4)

Season	Score	Site
1906:	L, 15-10	at Lexington
	L, 29-19	at Oxford, Ohio
1912:	W, 31-14	at Lexington
1913:	W, 24-16	at Lexington
1919:	L, 38-14	at Lexington
1928:	L, 36-31	at Lexington
1929:	W, 43-42 ^{OT}	at Lexington
1930:	W, 35-20	at Lexington
1942:	W, 35-21	at Lexington
1947:	W, 62-49	at Lexington
1948:	W, 67-53	at Oxford, Ohio
1958:	W, 94-70	at Lexington (NCAA)
1961:	W, 70-58	at Lexington
1962:	W, 93-61	at Lexington
1969:	W, 86-77	at Oxford, Ohio
	W, 72-71	at Madison, Wis. (NCAA)
1970:	W, 80-58	at Lexington
1974:	W, 81-68	at Lexington
1975:	W, 80-73	at Oxford, Ohio
	W, 91-69	at Lexington
1978:	W, 91-69	at Dayton, Ohio (NCAA)
1988:	W, 85-71	at Lexington (UKIT)
1993:	W, 65-49	at Lexington
1999:	W, 58-43	at St. Louis (NCAA)
2007:	W, 57-46	at Lexington
2010:	W, 72-70	at Lexington
at Lexington: UK leads, 15-3		
at Oxford, Ohio: UK leads, 3-1		
at Neutral Sites: UK leads, 3-0		
at Dayton, Ohio: UK leads, 1-0		
at Madison, Wis.: UK leads, 1-0		
at St. Louis: UK leads, 1-0		

MICHIGAN (UK LEADS, 5-2)

Season	Score	Site
1925:	L, 21-11	at Lexington
1966:	W, 84-77	at Iowa City, Iowa (NCAA)
1968:	W, 96-79	at Ann Arbor, Mich.
1969:	W, 112-104	at Lexington (UKIT)
1971:	W, 104-93	at Ann Arbor, Mich.

1993:	L, 81-78 ^{OT}	at New Orleans (NCAA)
2014:	W, 75-72	at Indianapolis (NCAA)
at Lexington: Tied, 1-1		
at Ann Arbor, Mich.: UK leads, 2-0		
at Neutral Sites: UK leads, 2-1		
at Indianapolis, Ind: UK leads, 1-0		
at Iowa City, Iowa: UK leads, 1-0		
at New Orleans: UM leads, 1-0		

MICHIGAN STATE (UK LEADS, 13-11)

Season	Score	Site
1936:	L, 32-26	at East Lansing, Mich.
	W, 27-19	at Lexington
1937:	W, 28-21	at Lexington
	L, 24-23	at East Lansing, Mich.
1938:	L, 43-38	at East Lansing, Mich.
	W, 44-27	at Lexington
1945:	W, 66-36	at Lexington
	L, 66-50	at East Lansing, Mich.
1946:	W, 55-44	at East Lansing, Mich.
	W, 59-51	at Lexington
1947:	W, 86-36	at Lexington
1948:	W, 47-45	at East Lansing, Mich.
1957:	L, 80-68	at Lexington (NCAA)
1972:	L, 91-85	at Lexington
1973:	W, 75-66	at East Lansing, Mich.
1978:	W, 52-49	at Dayton, Ohio (NCAA)
1999:	L, 73-66	at St. Louis (NCAA)
2000:	W, 60-58	at Lexington
2001:	L, 46-45	at East Lansing, Mich.
2003:	L, 71-67	at Lexington
2004:	W, 79-74	at Detroit
2005:	L, 94-88 ^{2OT}	at Austin, Texas (NCAA)
2014:	L, 78-74	at Chicago
2017:	W, 69-48	at New York
at Lexington: UK leads, 7-3		
at East Lansing, Mich.: MSU leads, 5-3		
at Neutral Sites: Tied, 3-3		
at Austin, Texas: MSU leads, 1-0		
at Chicago: MSU leads, 1-0		
at Dayton, Ohio: UK leads, 1-0		
at Detroit: UK leads, 1-0		
at New York: UK leads, 1-0		
at St. Louis: MSU leads, 1-0		

MIDDLE TENNESSEE STATE (MTSU LEADS, 1-0)

Season	Score	Site
1982:	L, 50-44	at Nashville, Tenn. (NCAA)
at Neutral Sites: MT leads, 1-0		
at Nashville, Tenn.: MT leads, 1-0		

MINNESOTA (UK LEADS, 4-1)

Season	Score	Site
1952:	L, 61-57	at Minneapolis
1954:	W, 74-59	at Lexington
1956:	W, 72-65	at Lexington (UKIT)
1958:	W, 78-58	at Lexington (UKIT)
1997:	W, 78-69	at Indianapolis (NCAA)
at Lexington: UK leads, 3-0		
at Minneapolis: UM leads, 0-1		
at Neutral Sites: UK leads, 1-0		
at Indianapolis: UK leads, 1-0		

MISSISSIPPI STATE (UK LEADS, 95-20)

Season	Score	Site
1921:	W, 28-13	at Atlanta (SIAA)
1922:	W, 28-21	at Lexington
1924:	L, 17-16	at Lexington
1925:	W, 31-26	at Atlanta (So.Con.)
1926:	L, 31-26	at Atlanta (So.Con.)
1929:	W, 25-23 ^{OT}	at Starkville, Miss.
	W, 32-14	at Jackson, Miss.

1930:	W, 38-17	at Lexington
	W, 20-14	at Lexington
1933:	W, 46-27	at Atlanta (SEC)
1936:	W, 41-39	at Knoxville, Tenn. (SEC)
1939:	W, 39-28	at Lexington
1940:	W, 45-37	at Lexington
1943:	W, 52-43	at Louisville (SEC)
1950:	W, 87-55	at Owensboro, Ky.
	W, 56-46	at Louisville (SEC)
1951:	W, 80-60	at Starkville, Miss.
	W, 92-70	at Louisville (SEC)
1952:	W, 110-66	at Lexington
1954:	W, 81-49	at Lexington
1955:	W, 61-56	at Starkville, Miss.
1956:	W, 86-65	at Lexington
1957:	L, 89-81	at Starkville, Miss.
1958:	W, 72-62	at Lexington
1959:	L, 66-58	at Starkville, Miss.
1960:	W, 90-59	at Lexington
1961:	W, 68-62	at Starkville, Miss.
1962:	L, 49-44	at Lexington
1963:	L, 56-52	at Starkville, Miss.
1964:	W, 65-59	at Lexington
1965:	W, 74-56	at Lexington
1966:	W, 73-69	at Starkville, Miss.
1967:	L, 77-72 ^{OT}	at Lexington
	W, 103-74	at Starkville, Miss.
1968:	W, 92-84	at Starkville, Miss.
	W, 107-81	at Lexington
1969:	W, 91-72	at Starkville, Miss.
	W, 91-69	at Lexington
1970:	W, 111-76	at Lexington
	W, 86-57	at Starkville, Miss.
1971:	W, 79-71	at Starkville, Miss.
	W, 102-83	at Lexington
1972:	W, 104-76	at Lexington
	W, 63-55	at Starkville, Miss.
1973:	W, 90-81	at Starkville, Miss.
	W, 100-87 ^{OT}	at Lexington
1974:	W, 82-70	at Starkville, Miss.
	W, 108-69	at Lexington
1975:	W, 112-79	at Lexington
	W, 118-80	at Starkville, Miss.
1976:	L, 77-73	at Starkville, Miss.
	W, 94-93 ^{OT}	at Lexington
1977:	W, 92-85	at Starkville, Miss.
	W, 77-64	at Lexington
1978:	W, 75-65	at Starkville, Miss.
	W, 58-56	at Lexington
1979:	L, 63-61	at Starkville, Miss.
	W, 80-65	at Lexington
1980:	W, 89-67	at Starkville, Miss.
	W, 71-65	at Lexington
1981:	W, 71-64	at Lexington
	W, 78-74	at Starkville, Miss.
1982:	L, 56-51	at Starkville, Miss.
	W, 71-54	at Lexington
1983:	W, 59-53 ^{OT}	at Starkville, Miss.
	W, 88-67	at Lexington
1984:	W, 51-42	at Lexington
	W, 77-58	at Starkville, Miss.
1985:	W, 58-57	at Lexington
	L, 82-69	at Starkville, Miss.
1986:	W, 64-52	at Starkville, Miss.
	W, 88-62	at Lexington
1987:	W, 57-49	at Starkville, Miss.
	W, 50-36	at Lexington
1988:	W, 93-52	at Lexington
	W, 83-59	at Starkville, Miss.
1989:	W, 73-61	at Lexington
	L, 68-67	at Starkville, Miss.
1990:	W, 102-97	at Lexington
	L, 87-86	at Starkville, Miss.
1991:	W, 89-70	at Lexington



L, 83-82	at Starkville, Miss.
1992: W, 89-84	at Starkville, Miss.
1993: W, 87-63	at Lexington
1994: W, 86-70	at Starkville, Miss.
W, 95-76	at Memphis, Tenn. (SEC)
1995: L, 76-71	at Lexington
1996: W, 74-56	at Starkville, Miss.
L, 84-73	at New Orleans (SEC)
1997: W, 90-61	at Lexington
1998: W, 77-71	at Starkville, Miss.
1999: W, 76-49	at Lexington
2000: W, 73-61	at Starkville, Miss.
2001: W, 76-57	at Lexington
2002: L, 74-69 ^{OT}	at Starkville, Miss.
2003: W, 70-62	at Lexington
W, 64-57	at New Orleans (SEC)
2004: W, 67-66	at Starkville, Miss.
2005: W, 94-78	at Lexington
2006: W, 81-66	at Starkville, Miss.
2007: W, 64-60	at Lexington
L, 84-82 ^{OT}	at Atlanta (SEC)
2008: L, 69-64	at Starkville, Miss.
2009: L, 66-57	at Lexington
2010: W, 81-75 ^{OT}	at Starkville, Miss.
W, 75-74 ^{OT}	at Nashville, Tenn. (SEC)
2011: W, 85-79	at Lexington
2012: W, 73-64	at Starkville, Miss.
2013: W, 85-55	at Lexington
2014: W, 85-63	at Lexington
W, 69-59	at Starkville, Miss.
2015: W, 74-56	at Starkville, Miss.
2016: W, 80-74	at Lexington
2017: W, 88-81	at Starkville, Miss.
2018: W, 78-65	at Lexington
<i>at Lexington: UK leads, 48-5</i>	
<i>at Starkville, Miss.: UK leads, 35-12</i>	
<i>at Neutral Sites: UK leads, 12-3</i>	
<i>at Atlanta: UK leads, 3-2</i>	
<i>at Jackson, Miss.: UK leads, 1-0</i>	
<i>at Knoxville, Tenn.: UK leads, 1-0</i>	
<i>at Louisville: UK leads, 3-0</i>	
<i>at Memphis, Tenn.: UK leads, 1-0</i>	
<i>at Nashville, Tenn.: UK leads, 1-0</i>	
<i>at New Orleans: Tied, 1-1</i>	
<i>at Owensboro, Ky.: UK leads, 1-0</i>	

MISSISSIPPI VALLEY STATE (UK LEADS, 3-0)

Season	Score	Site
2007:	W, 79-56	at Lexington
2009:	W, 88-65	at Lexington
2011:	W, 85-60	at Lexington
<i>at Lexington: UK leads, 3-0</i>		

MISSOURI (UK LEADS, 11-1)

Season	Score	Site
1961:	W, 81-69	at Lexington
1972:	W, 83-72	at Lexington (UKIT)
1998:	W, 77-55	at Maui, Hawaii
2000:	W, 70-53	at New Orleans (Sugar)
2013:	W, 90-83 ^{OT}	at Lexington
2014:	W, 84-79	at Columbia, Mo.
2015:	W, 86-37	at Lexington
W, 69-53	at Columbia, Mo.	
2016:	W, 88-54	at Lexington
2017:	W, 72-62	at Columbia, Mo.
2018:	L, 69-60	at Columbia, Mo.
W, 87-66	at Lexington	
<i>at Lexington: UK leads, 6-0</i>		
<i>at Columbia, Mo.: UK leads, 3-1</i>		
<i>at Neutral Sites: UK leads, 2-0</i>		
<i>at Maui, Hawaii: UK leads, 1-0</i>		
<i>at New Orleans: UK leads, 1-0</i>		

MONMOUTH (UK LEADS, 1-0)

Season	Score	Site
2018:	W, 93-76	at New York
<i>at Neutral Sites: UK leads, 1-0</i>		
<i>at New York: UK leads, 1-0</i>		

MONTANA (UK LEADS, 1-0)

Season	Score	Site
1997:	W, 81-69	at Salt Lake City (NCAA)
<i>at Neutral Sites: UK leads, 1-0</i>		
<i>at Salt Lake City: UK leads, 1-0</i>		

MONTANA STATE (UK LEADS, 1-0)

Season	Score	Site
2015:	W, 86-28	at Lexington
<i>at Lexington: UK leads, 1-0</i>		

MOORES HILL (UK LEADS, 1-0)

Season	Score	Site
1906:	W, 32-11	at Moores Hill, Ind.
<i>at Moores Hill, Ind.: UK leads, 1-0</i>		

MOREHEAD STATE (UK LEADS, 10-0)

Season	Score	Site
1961:	W, 71-64	at Louisville (NCAA)
1992:	W, 101-84	at Louisville
1993:	W, 108-65	at Lexington
1994:	W, 97-61	at Lexington
1996:	W, 96-32	at Lexington
1998:	W, 88-49	at Lexington
2002:	W, 94-75	at Lexington
2005:	W, 71-40	at Lexington
2010:	W, 75-59	at Lexington
2013:	W, 81-70	at Lexington
<i>at Lexington: UK leads, 8-0</i>		
<i>at Neutral Sites: UK leads, 2-0</i>		
<i>at Louisville: UK leads, 2-0</i>		

MOUNT ST. MARY'S (UK LEADS, 1-0)

Season	Score	Site
1995:	W, 113-67	at Memphis, Tenn. (NCAA)
<i>at Neutral Sites: UK leads, 1-0</i>		
<i>at Memphis, Tenn.: UK leads, 1-0</i>		

NAVY (UK LEADS, 3-1)

Season	Score	Site
1929:	L, 32-26	at Annapolis, Md.
1959:	W, 82-69	at Lexington
1970:	W, 73-59	at Lexington (UKIT)
1987:	W, 80-69	at Lexington
<i>at Lexington: UK leads, 3-0</i>		
<i>at Annapolis, Md.: Navy leads, 1-0</i>		

NEBRASKA (UK LEADS, 2-1)

Season	Score	Site
1941:	L, 40-39	at Lincoln, Neb.
1942:	W, 42-27	at Lexington
1973:	W, 85-60	at Lexington (UKIT)
<i>at Lexington: UK leads, 2-0</i>		
<i>at Lincoln, Neb.: NU leads, 1-0</i>		

NEW ALBANY YMCA (Y. LEADS, 1-0)

Season	Score	Site
1906:	L, 29-12	at New Albany, Ind.
<i>at New Albany, Ind.: YMCA leads, 1-0</i>		

NEW MEXICO STATE (UK LEADS, 1-0)

Season	Score	Site
1999:	W, 82-60	at New Orleans (NCAA)
<i>at Neutral Sites: UK leads, 1-0</i>		
<i>at New Orleans: UK leads, 1-0</i>		

NEW YORK U. (NYU LEADS, 2-0)

Season	Score	Site
1935:	L, 23-22	at New York
1936:	L, 41-28	at New York
<i>at New York: NYU leads, 2-0</i>		

NIAGARA (UK LEADS, 1-0)

Season	Score	Site
1976:	W, 67-61	at New York (NIT)
<i>at Neutral Sites: UK leads, 1-0</i>		
<i>at New York: UK leads, 1-0</i>		

NIJT (UK LEADS, 1-0)

Season	Score	Site
2016:	W, 87-57	at Lexington
<i>at Lexington: UK leads, 1-0</i>		

NORTH CAROLINA (UNC LEADS, 24-15)

Season	Score	Site
1924:	L, 41-20	at Atlanta (SIAA)
1929:	L, 25-15	at Lexington
1932:	L, 43-42	at Atlanta (So.Con.)
1950:	W, 83-44	at Lexington
1960:	W, 76-70	at Lexington (UKIT)
1961:	W, 70-65	at Greensboro, N.C.
1963:	L, 68-66	at Lexington
1964:	W, 100-80	at Lexington
1965:	L, 82-67	at N.C.
1967:	L, 64-55	at Lexington
1968:	L, 84-77	at Greensboro, N.C.
1969:	L, 87-77	at Lexington
1970:	W, 94-87	at Charlotte, N.C.
1973:	L, 78-70	at Louisville
1974:	L, 101-84	at Greensboro, N.C.
1975:	W, 90-78	at Louisville
1976:	L, 90-77	at Charlotte, N.C.
1977:	L, 79-72	at College Park, Md. (NCAA)
1982:	L, 82-69	at E. Rutherford, N.J.
1990:	L, 121-110	at Louisville
1991:	L, 84-81	at Chapel Hill, N.C.
1995:	L, 74-61	at Birmingham, Ala. (NCAA)
2001:	W, 93-76	at Chapel Hill, N.C.
2002:	W, 79-59	at Lexington
2003:	W, 98-81	at Chapel Hill, N.C.
2004:	W, 61-56	at Lexington
2005:	L, 91-78	at Chapel Hill, N.C.
2006:	L, 83-79	at Lexington
2007:	L, 75-63	at Chapel Hill, N.C.
2008:	L, 86-77	at Lexington
2009:	L, 77-58	at Chapel Hill, N.C.
2010:	W, 68-66	at Lexington
2011:	L, 73-75	at Chapel Hill, N.C.
W, 76-69	at Newark, N.J. (NCAA)	
2012:	W, 73-72	at Lexington
2014:	L, 82-77	at Chapel Hill, N.C.
2015:	W, 84-70	at Lexington
2017:	W, 103-100	at Las Vegas
L, 75-73	at Memphis, Tenn. (NCAA)	
<i>at Lexington: UK leads, 8-6</i>		
<i>at Chapel Hill: UNC leads, 6-2</i>		
<i>at Neutral Sites: UNC leads, 12-5</i>		
<i>at Atlanta: UNC leads, 2-0</i>		
<i>at Birmingham, Ala.: UNC leads, 1-0</i>		
<i>at Charlotte, N.C.: UNC leads, 2-1</i>		
<i>at College Park, Md.: UNC leads, 1-0</i>		
<i>at East Rutherford, N.J.: UNC leads, 1-0</i>		
<i>at Greensboro, N.C.: UNC leads, 2-1</i>		
<i>at Las Vegas: UK leads, 1-0</i>		
<i>at Louisville: UNC leads, 2-1</i>		
<i>at Memphis, Tenn.: UNC leads, 1-0</i>		
<i>at Newark, N.J.: UNC leads, 1-0</i>		

**NORTH CAROLINA STATE (UK LEADS, 3-1)**

Season	Score	Site
1931:	W, 33-28	at Atlanta (So.Con.)
1947:	W, 60-42	at New York (NIT)
1985:	W, 78-62	at Lexington
1986:	L, 54-51	at Raleigh, N.C.

at Lexington: UK leads, 1-0
at Raleigh, N.C.: NCS leads, 1-0
at Neutral Sites: UK leads, 2-0
at Atlanta: UK leads, 1-0
at New York: UK leads, 1-0

NORTHERN COLORADO (UK LEADS, 1-0)

Season	Score	Site
1960:	W, 106-73	at Lexington

at Lexington: UK leads, 1-0

NORTHERN KENTUCKY (UK LEADS, 2-0)

Season	Score	Site
2014:	W, 93-63	at Lexington
2017:	W, 79-70	at Indianapolis (NCAA)

at Lexington: UK leads, 1-0
at Neutral Sites: UK leads, 1-0
at Indianapolis: UK leads, 1-0

NORTHWESTERN (UK LEADS, 7-1)

Season	Score	Site
1963:	W, 71-60	at Lexington
1964:	W, 95-63	at Evanston, Ill.
1966:	W, 86-75	at Lexington
1967:	W, 118-116	at Evanston, Ill.
1971:	W, 115-100	at Evanston, Ill.
1972:	W, 94-85	at Lexington
1975:	W, 97-70	at Lexington
1976:	L, 89-77	at Evanston, Ill.

at Lexington: UK leads, 4-0
at Evanston, Ill.: UK leads, 3-1

NORTHWESTERN STATE (TIED, 1-1)

Season	Score	Site
1986:	W, 77-58	at Lexington
1989:	L, 85-82	at Lexington

at Lexington: Tied, 1-1

NOTRE DAME (UK LEADS, 43-19)

Season	Score	Site
1929:	W, 19-16	at South Bend, Ind.
1936:	L, 41-20	at South Bend, Ind.
1937:	L, 41-28	at Louisville
1938:	L, 47-39	at South Bend, Ind.
1939:	L, 42-39	at Louisville
1940:	L, 52-47	at South Bend, Ind.
1941:	L, 48-47	at Louisville
1942:	L, 46-43	at South Bend, Ind.
1943:	W, 60-55	at Louisville
1944:	W, 55-54	at Louisville
1945:	L, 59-58 ^{OT}	at Louisville
1946:	L, 56-47	at Louisville
1947:	W, 60-30	at Louisville
1948:	L, 64-55	at South Bend, Ind.
1949:	W, 62-38	at Louisville
1950:	L, 64-51	at South Bend, Ind.
1951:	W, 69-44	at Lexington
1952:	W, 71-66	at Chicago
1958:	W, 89-56	at Lexington (NCAA)
1959:	W, 71-52	at Chicago
1960:	W, 68-65	at Lexington
1961:	W, 68-62	at Louisville
1962:	W, 100-53	at Louisville
1963:	W, 78-70	at Louisville
1964:	W, 101-81	at Louisville
1965:	L, 111-97	at Louisville
1966:	W, 103-69	at Louisville
1967:	W, 96-85	at Louisville
1968:	W, 81-73	at Louisville

1969:	W, 110-90	at Louisville
1970:	W, 102-100	at Louisville
	W, 109-99	at Columbus, Ohio (NCAA)

1971:	L, 99-92	at Louisville
1972:	W, 83-67	at Louisville
1973:	W, 65-63	at Louisville
1974:	L, 94-79	at Louisville
1975:	W, 113-96	at Louisville
1976:	W, 79-77	at Louisville
1977:	W, 102-78	at Louisville
1978:	W, 73-68	at Louisville
1979:	W, 81-76	at Louisville
1980:	W, 86-80	at Louisville
1981:	L, 67-61	at Louisville
1982:	W, 34-28 ^{OT}	at Louisville
1983:	W, 58-45	at South Bend, Ind.
1988:	W, 78-69	at Louisville
1989:	L, 81-65	at Indianapolis
1990:	L, 80-67	at South Bend, Ind.
1991:	W, 98-90	at Indianapolis
1992:	W, 91-70	at Lexington
1993:	W, 81-62	at South Bend, Ind.
1994:	W, 84-59	at Lexington
1995:	W, 97-58	at South Bend, Ind.
1997:	W, 80-56	at Lexington
2001:	W, 82-71	at Lexington
2002:	W, 72-65	at South Bend, Ind.
2003:	W, 88-73	at Lexington
2004:	W, 71-63	at South Bend, Ind.
2009:	L, 77-67	at South Bend, Ind. (NIT)

2011:	W, 72-58	at Louisville
2013:	L, 64-50	at South Bend, Ind.
2015:	W, 68-66	at Cleveland (NCAA)

at Lexington: UK leads, 8-0
at South Bend, Ind.: UK leads, 10-6
at Neutral Sites: UK leads, 29-10
at Chicago: UK leads, 2-0
at Cleveland: UK leads, 1-0
at Columbus, Ohio: UK leads, 1-0
at Indianapolis: Tied, 1-1
at Louisville: UK leads, 24-9

OGLETHORPE (UK LEADS, 1-0)

Season	Score	Site
1935:	W, 81-12	at Lexington

at Lexington: UK leads, 1-0

OHIO (UK LEADS, 14-1)

Season	Score	Site
1944:	W, 51-35	at Lexington
1945:	W, 59-46	at Lexington
	W, 61-38	at Athens, Ohio
1946:	W, 57-48	at Lexington
	W, 60-52	at Athens, Ohio
1947:	W, 46-36	at Lexington
1948:	W, 79-57	at Athens, Ohio
1964:	L, 85-69	at Minneapolis (NCAA)
1983:	W, 57-40	at Tampa, Fla. (NCAA)
1990:	W, 76-73	at Lexington
1992:	W, 73-63	at Cincinnati
1995:	W, 79-74	at Lexington
1998:	W, 95-58	at Athens, Ohio
2003:	W, 83-75	at Cincinnati
2006:	W, 71-63	at Cincinnati

at Lexington: UK leads, 6-0
at Athens, Ohio: UK leads, 4-0
at Neutral Sites: UK leads, 4-1
at Cincinnati: UK leads, 3-0
at Minneapolis: OU leads, 1-0
at Tampa, Fla: UK leads, 1-0

OHIO STATE (UK LEADS, 11-9)

Season	Score	Site
1933:	L, 46-30	at Lexington
1940:	W, 36-30	at New Orleans (Sugar)
1942:	L, 43-41	at Columbus, Ohio
1943:	L, 45-40	at Lexington
1944:	W, 40-28	at Columbus, Ohio
1945:	W, 53-48 ^{OT}	at Lexington
	L, 45-37	at New York (NCAA)
1958:	W, 61-54	at Columbus, Ohio
1959:	W, 95-76	at Lexington (UKIT)
1960:	W, 96-93	at Lexington
1961:	L, 87-74	at Louisville (NCAA)
1962:	L, 74-64	at Iowa City, Iowa (NCAA)
1968:	L, 82-81	at Lexington (NCAA)
1981:	W, 70-64	at Lexington
1982:	W, 78-62	at Columbus, Ohio
1987:	L, 91-77	at Atlanta (NCAA)
1994:	W, 100-88	at Maui, Hawaii
1997:	W, 81-65	at Cleveland
2011:	W, 62-60	at Newark, N.J.
2016:	L, 74-67	at Brooklyn, N.Y.

at Lexington: UK leads, 4-3
at Columbus, Ohio: UK leads, 3-1
at Neutral Sites: OSU leads, 5-4
at Atlanta: OSU leads, 1-0
at Brooklyn: OSU leads, 1-0
at Cleveland: UK leads, 1-0
at Iowa City, Iowa: OSU leads, 1-0
at Louisville: OSU leads, 1-0
at Maui, Hawaii: UK leads, 1-0
at Newark, N.J.: UK leads, 1-0
at New Orleans: UK leads, 1-0
at New York: OSU leads, 1-0

OHIO WESLEYAN (OW LEADS, 1-0)

Season	Score	Site
1911:	L, 37-19	at Delaware, Ohio

at Delaware, Ohio: OW leads, 1-0

OKLAHOMA (UK LEADS, 3-0)

Season	Score	Site
1947:	W, 43-33	at Lexington
1987:	W, 75-74	at Lexington
2011:	W, 76-64	at Maui, Hawaii

at Lexington: UK leads, 2-0
at Neutral Sites: UK leads, 1-0
at Maui, Hawaii: UK leads, 1-0

OKLAHOMA STATE (UK LEADS, 3-1)

Season	Score	Site
1944:	W, 45-29	at New York (NIT)
1947:	L, 37-31	at New Orleans (Sugar)
1949:	W, 46-36	at Seattle (NCAA)
1975:	W, 90-65	at Lexington (UKIT)

at Lexington: UK leads, 1-0
at Neutral Sites: UK leads, 2-1
at New Orleans: OSU leads, 1-0
at New York: UK leads, 1-0
at Seattle: UK leads, 1-0

OLD DOMINION (UK LEADS, 2-0)

Season	Score	Site
1992:	W, 88-69	at Worcester, Mass. (NCAA)
2012:	W, 62-52	at Uncasville, Conn.

at Worcester, Mass.: UK leads, 1-0
at Uncasville, Conn.: UK leads, 1-0
at Worcester, Mass.: UK leads, 1-0

**OLE MISS (UK LEADS, 106-13)**

Season	Score	Site
1925:	W, 26-23	at Lexington
1927:	L, 37-17	at Lexington
1928:	L, 41-28	at Atlanta (So.Con.)
1929:	W, 35-30	at Lexington
	W, 32-24	at Lexington
1933:	W, 49-31	at Atlanta (SEC)
1939:	W, 49-30	at Knoxville, Tenn. (SEC)
1941:	W, 60-41	at Lexington
	W, 62-52	at Louisville (SEC)
1942:	W, 59-32	at Louisville (SEC)
1949:	W, 75-45	at Memphis, Tenn.
	W, 85-31	at Lexington
1950:	W, 61-55	at Memphis, Tenn.
	W, 90-50	at Lexington
1951:	W, 86-39	at Owensboro, Ky.
1952:	W, 116-58	at Owensboro, Ky.
	W, 81-61	at Lexington
1954:	W, 88-62	at Lexington
1955:	W, 84-66	at Memphis, Tenn.
1956:	W, 88-49	at Lexington
1957:	W, 75-69	at Memphis, Tenn.
1958:	W, 96-65	at Lexington
1959:	W, 97-72	at Jackson, Miss.
1960:	W, 61-43	at Lexington
1961:	W, 74-60	at Jackson, Miss.
1962:	W, 83-60	at Lexington
1963:	W, 75-69	at Jackson, Miss.
1964:	W, 102-59	at Lexington
1965:	W, 102-65	at Lexington
1966:	W, 108-65	at Oxford, Miss.
1967:	W, 96-53	at Lexington
	W, 79-70	at Oxford, Miss.
1968:	W, 85-76	at Oxford, Miss.
	W, 78-62	at Lexington
1969:	W, 69-59	at Oxford, Miss.
	W, 104-68	at Lexington
1970:	W, 95-73	at Lexington
	W, 120-85	at Oxford, Miss.
1971:	W, 103-95	at Oxford, Miss.
	W, 121-86	at Lexington
1972:	W, 93-82	at Lexington
	W, 90-82	at Oxford, Miss.
1973:	L, 61-58	at Oxford, Miss.
	W, 88-70	at Lexington
1974:	W, 93-64	at Lexington
	L, 61-60	at Oxford, Miss.
1975:	W, 85-82	at Oxford, Miss.
	W, 108-89	at Lexington
1976:	W, 89-81	at Lexington
	W, 94-87	at Oxford, Miss.
1977:	W, 100-73	at Lexington
	W, 81-69	at Oxford, Miss.
1978:	W, 76-56	at Lexington
	W, 64-52	at Oxford, Miss.
1979:	W, 90-64	at Lexington
	W, 87-82	at Oxford, Miss.
	W, 82-77	at Birmingham, Ala. (SEC)
1980:	W, 79-73	at Oxford, Miss.
	W, 86-72	at Lexington
	W, 70-67	at Birmingham, Ala. (SEC)
1981:	W, 64-55	at Lexington
	W, 62-55	at Oxford, Miss.
1982:	L, 67-65	at Oxford, Miss.
	W, 56-49	at Lexington
	W, 62-58	at Lexington (SEC)
1983:	W, 72-60	at Lexington
	W, 61-58	at Oxford, Miss.
1984:	W, 68-55	at Oxford, Miss.
	W, 76-57	at Lexington
1985:	W, 57-45	at Oxford, Miss.

	W, 67-52	at Lexington
	W, 75-58	at Lexington
	W, 62-58	at Oxford, Miss.
	W, 95-69	at Lexington (SEC)
1987:	L, 76-65	at Oxford, Miss.
	W, 64-63	at Lexington
1988:	W, 94-65	at Lexington
	W, 78-71	at Oxford, Miss.
	W, 82-64	at Baton Rouge (SEC)
1989:	L, 70-65	at Oxford, Miss.
	W, 70-69	at Lexington
1990:	W, 98-79	at Lexington
	L, 88-74	at Oxford, Miss.
1991:	W, 95-85	at Oxford, Miss.
	W, 89-77	at Lexington
1992:	W, 96-78	at Lexington
1993:	W, 98-66	at Oxford, Miss.
1994:	W, 98-64	at Louisville
1995:	W, 82-65	at Memphis, Tenn.
1996:	W, 90-60	at Lexington
1997:	L, 73-69	at Oxford, Miss.
	W, 88-70	at Memphis, Tenn. (SEC)
1998:	L, 73-64	at Lexington
1999:	W, 63-57	at Oxford, Miss.
	W, 83-73	at Atlanta (SEC)
2000:	W, 74-69	at Lexington
2001:	L, 65-55	at Oxford, Miss.
	W, 77-55	at Nashville, Tenn. (SEC)
2002:	W, 87-64	at Lexington
2003:	W, 80-62	at Oxford, Miss.
2004:	W, 71-61	at Lexington
2005:	W, 53-50	at Oxford, Miss.
2006:	W, 80-40	at Lexington
	W, 71-57	at Nashville, Tenn. (SEC)
2007:	W, 68-58	at Oxford, Miss.
2008:	W, 58-54	at Lexington
2009:	L, 85-80	at Oxford, Miss.
	W, 71-58	at Tampa, Fla. (SEC)
2010:	W, 85-75	at Lexington
2011:	L, 69-71	at Oxford, Miss.
	W, 75-66	at Atlanta (SEC)
2012:	W, 77-62	at Lexington
2013:	W, 87-74	at Oxford, Miss.
2014:	W, 80-64	at Lexington
	W, 84-70	at Oxford, Miss.
2015:	W, 89-86 ^{OT}	at Lexington
2016:	W, 83-61	at Lexington
2017:	W, 99-76	at Oxford, Miss.
2018:	W, 96-78	at Lexington

OREGON (UK LEADS, 1-0)

Season	Score	Site
1973:	W, 95-68	at Lexington (UKIT)

at Lexington: UK leads, 1-0

OREGON STATE (UK LEADS, 3-0)

Season	Score	Site
1967:	W, 96-76	at Lexington (UKIT)
1971:	W, 84-78	at Lexington
1976:	W, 82-74	at Lexington (UKIT)

at Lexington: UK leads, 3-0

OTTERBEIN (OC LEADS, 1-0)

Season	Score	Site
1911:	L, 41-27	at Westerville, Ohio

at Westerville, Ohio: OC leads, 1-0

PENNSYLVANIA (UK LEADS, 5-0)

Season	Score	Site
1968:	W, 64-49	at Lexington
1969:	W, 102-78	at Philadelphia
1991:	W, 85-62	at Lexington
2000:	W, 67-50	at Lexington
2011:	W, 86-62	at Lexington

at Lexington: UK leads, 4-0
at Philadelphia: UK leads, 1-0

PENN STATE (UK LEADS, 3-1)

Season	Score	Site
1952:	W, 82-54	at Raleigh, N.C. (NCAA)
1955:	W, 84-59	at Evanston, Ill. (NCAA)
2001:	L, 73-68	at Lexington
2012:	W, 85-47	at Uncasville, Conn.

at Lexington: PSU leads, 1-0
at Neutral Sites: UK leads, 2-0
at Evanston, Ill.: UK leads, 1-0
at Raleigh, N.C.: UK leads, 1-0
at Uncasville, Conn.: UK leads, 1-0

PEPPERDINE (UK LEADS, 1-0)

Season	Score	Site
1986:	W, 88-56	at Lexington (UKIT)

at Lexington: UK leads, 1-0

PHILLIPS OILERS (PO LEADS, 1-0)

Season	Score	Site
1948:	L, 53-49	at New York

at Neutral Sites: PO leads, 1-0
at New York: UK leads, 1-0

PITTSBURGH (UK LEADS, 4-2)

Season	Score	Site
1936:	W, 35-17	at Lexington
1938:	W, 40-29	at New Orleans (Sugar)
1957:	W, 98-92	at Lexington (NCAA)
1960:	W, 73-66	at Lexington
1992:	L, 85-67	at Lexington
1999:	L, 68-56	at Bayamone, P.R.

at Lexington: UK leads, 3-1
at Neutral Sites: Tied, 1-1
at Bayamone, P.R.: Pitt leads, 1-0
at New Orleans: UK leads, 1-0

PORTLAND (UK LEADS, 4-0)

Season	Score	Site
1990:	W, 88-71	at Lexington (UKIT)
2011:	W, 79-48	at Portland, Ore.
2012:	W, 87-63	at Lexington
2013:	W, 74-46	at Lexington

at Lexington: UK leads, 3-0
at Portland, Ore.: UK leads, 1-0

**PORTLAND STATE (UK LEADS, 1-0)**

Season	Score	Site
1978:	W, 114-88	at Lexington (UKIT) at Lexington: UK leads, 1-0

PRINCETON (UK LEADS, 3-1)

Season	Score	Site
1936:	L, 30-26	at Lexington
1972:	W, 96-82	at Lexington (UKIT)
2014:	W, 72-59	at Philadelphia (NCAA)
2011:	W, 59-57	at Tampa, Fla. (NCAA) at Lexington: Tied, 1-1 at Neutral Sites: UK leads, 2-0 at Philadelphia: UK leads, 1-0 at Tampa, Fla.: UK leads, 1-0

PROVIDENCE (UK LEADS, 3-0)

Season	Score	Site
1976:	W, 79-78	at New York (NIT)
2014:	W, 79-65	at Brooklyn
2015:	W, 58-38	at Lexington at Lexington: UK leads, 1-0 at Neutral Sites: UK leads, 1-0 at Brooklyn: UK leads, 1-0 at New York: UK leads, 1-0

PURDUE (UK LEADS, 6-2)

Season	Score	Site
1950:	W, 60-54	at West Lafayette, Ind.
1951:	L, 70-52	at Lexington
1971:	L, 89-83	at Lexington (UKIT)
1980:	W, 61-60	at Lexington (UKIT)
1984:	W, 86-67	at Louisville
1985:	L, 66-56	at West Lafayette, Ind.
1997:	W, 101-87	at Chicago
1998:	W, 89-75	at Chicago at Lexington: UK leads, 2-1 at West Lafayette, Ind.: Tied, 1-1 at Neutral Sites: UK leads, 3-0 at Chicago: UK leads, 2-0 at Louisville: UK leads, 1-0

RADFORD (UK LEADS, 1-0)

Season	Score	Site
2012:	W, 88-40	at Lexington at Lexington: UK leads, 1-0

RHODE ISLAND (UK LEADS, 1-0)

Season	Score	Site
1946:	W, 46-45	at New York (NIT) at Neutral Sites: UK leads, 1-0 at New York: UK leads, 1-0

RIDER (UK LEADS, 3-0)

Season	Score	Site
1993:	W, 96-52	at Nashville, Tenn. (NCAA)
1996:	W, 90-65	at New York
2010:	W, 92-63	at Lexington at Lexington: UK leads, 1-0 at Neutral Sites: UK leads, 3-0 at Nashville, Tenn.: UK leads, 2-0 at New York: UK leads, 1-0

ROBERT MORRIS (UK LEADS, 2-1)

Season	Score	Site
1994:	W, 92-67	at Lexington
2013:	L, 59-57	at Moon Township
2014:	W, 87-49	at Lexington at Lexington: UK leads, 2-0 at Moon Township: RM leads, 1-0

ROSE POLYTECHNIC (TIED, 1-1)

Season	Score	Site
1910:	L, 52-11	at Terre Haute, Ind.
1917:	W, 33-12	at Lexington at Lexington: UK leads, 1-0 at Terre Haute, Ind.: RP leads, 1-0

RUTGERS (UK LEADS, 1-0)

Season	Score	Site
1993:	W, 60-54	at New York at Neutral Sites: UK leads, 1-0 at New York: UK leads, 1-0

SAINT LOUIS (SL LEADS, 9-8)

Season	Score	Site
1949:	L, 42-40	at New Orleans (Sugar)
1950:	L, 43-42 ^{OT}	at New Orleans (Sugar)
1952:	L, 61-60	at New Orleans (Sugar)
1954:	W, 71-59	at St. Louis
1955:	W, 82-65	at Lexington
1956:	W, 101-80	at St. Louis
1958:	W, 73-60	at St. Louis
1959:	W, 76-57	at Lexington
1960:	L, 73-61	at St. Louis
1961:	L, 74-72 ^{OT}	at Lexington (UKIT)
1962:	W, 86-77	at Lexington
1963:	L, 87-63	at St. Louis
1964:	L, 67-60	at Lexington
1965:	L, 80-75	at St. Louis
1966:	W, 80-70	at Lexington
1998:	W, 88-61	at Atlanta (NCAA) at Lexington: UK leads, 4-3 at St. Louis: Tied, 3-3 at Neutral Sites: SL leads, 3-1 at Atlanta: UK leads, 1-0 at New Orleans: SJ leads, 3-0

SAM HOUSTON STATE (UK LEADS, 1-0)

Season	Score	Site
2010:	W, 102-92	at Lexington at Lexington: UK leads, 1-0

SAMFORD (UK LEADS, 2-0)

Season	Score	Site
2012:	W, 82-50	at Lexington
2013:	W, 88-56	at Lexington at Lexington: UK leads, 2-0

SAN DIEGO (SD LEADS, 1-0)

Season	Score	Site
2008:	L, 81-72	at Lexington at Lexington: SD leads, 1-0

SAN FRANCISCO (UK LEADS, 1-0)

Season	Score	Site
1994:	W, 110-83	at Lexington at Lexington: UK leads, 1-0

SAN JOSE STATE (UK LEADS, 1-0)

Season	Score	Site
1996:	W, 110-72	at Dallas (NCAA) at Neutral Sites: UK leads, 1-0 at Dallas: UK leads, 1-0

SANTA CLARA (UK LEADS, 1-0)

Season	Score	Site
2007:	W, 74-60	at Lexington at Lexington: UK leads, 1-0

SEATTLE (UK LEADS, 1-0)

Season	Score	Site
1958:	W, 84-72	at Louisville (NCAA) at Neutral Sites: UK leads, 1-0 at Louisville: UK leads, 1-0

SETON HALL (TIED, 1-1)

Season	Score	Site
1982:	W, 98-72	at Lexington (UKIT)
1989:	L, 63-60	at Anchorage, Alaska at Lexington: UK leads, 1-0 at Neutral Sites: UK leads, 1-0 at Anchorage, Alaska: UK leads, 1-0

SEWANEE (UK LEADS, 6-0)

Season	Score	Site
1923:	W, 30-14	at Lexington
1924:	W, 50-15	at Lexington
1930:	W, 44-22	at Atlanta (So.Con.)
1932:	W, 30-20	at Seawanee, Tenn.
1934:	W, 55-16	at Seawanee, Tenn. W, 60-15 at Lexington: UK leads, 3-0 at Seawanee, Tenn.: UK leads, 2-0 at Neutral Sites: UK leads, 1-0 at Atlanta: UK leads, 1-0

SOUTH CAROLINA (UK LEADS, 51-12)

Season	Score	Site
1928:	W, 56-40	at Atlanta (So.Con.)
1933:	W, 44-36	at Lexington
	L, 44-38	at Columbia, S.C.
1942:	W, 64-25	at Lexington
1968:	W, 76-66	at Lexington (UKIT)
1977:	W, 98-67	at Columbia, S.C.
1978:	W, 84-65	at Lexington
1979:	W, 79-74	at Columbia, S.C.
1980:	W, 126-81	at Lexington
1992:	W, 80-63	at Columbia, S.C.
	W, 74-56	at Lexington
1993:	W, 108-82	at Columbia, S.C.
	W, 87-66	at Lexington
1994:	W, 79-67	at Lexington
	L, 75-74	at Columbia, S.C.
1995:	W, 80-55	at Columbia, S.C.
	W, 90-72	at Lexington
1996:	W, 89-60	at Columbia, S.C.
	W, 89-57	at Lexington
1997:	L, 84-79 ^{OT}	at Columbia, S.C.
	L, 72-66	at Lexington
1998:	W, 91-70	at Lexington
	W, 69-57	at Columbia, S.C.
	W, 86-56	at Atlanta (SEC)
1999:	W, 68-61	at Columbia, S.C.
	W, 74-40	at Lexington
2000:	W, 64-48	at Columbia, S.C.
	W, 76-63	at Lexington
2001:	W, 69-63	at Lexington
	W, 94-61	at Columbia, S.C.
	W, 78-65	at Nashville, Tenn. (SEC)
2002:	W, 51-50	at Columbia, S.C.
	W, 91-74	at Lexington
	L, 70-57	at Atlanta (SEC)
2003:	W, 62-55	at Lexington
	W, 87-69	at Columbia, S.C.
2004:	W, 65-64	at Lexington
	W, 84-65	at Columbia, S.C.
	W, 78-63	at Atlanta (SEC)
2005:	W, 79-75	at Lexington
	L, 73-61	at Columbia, S.C.
2006:	W, 80-78	at Lexington
	W, 79-66	at Columbia, S.C.
	L, 65-61	at Nashville, Tenn. (SEC)



2007:	W, 87-49	at Columbia, S.C.
	W, 95-89	at Lexington
2008:	W, 78-70	at Lexington
	W, 71-63	at Columbia, S.C.
2009:	L, 78-77	at Lexington
	L, 77-59	at Columbia, S.C.
2010:	L, 62-68	at Columbia, S.C.
	W, 82-61	at Lexington
2011:	W, 67-58	at Columbia, S.C.
	W, 90-59	at Lexington
2012:	W, 79-64	at Lexington
	W, 86-52	at Columbia, S.C.
2013:	W, 77-55	at Lexington
2014:	L, 72-67	at Columbia, S.C.
2015:	W, 58-43	at Columbia, S.C.
	W, 77-43	at Lexington
2016:	W, 89-62	at Columbia, S.C.
2017:	W, 85-69	at Lexington
2018:	L, 76-68	at Columbia, S.C.
	<i>at Lexington: UK leads, 27-2</i>	
	<i>at Columbia, S.C.: UK leads, 20-8</i>	
	<i>at Neutral Sites: UK leads, 4-2</i>	
	<i>at Atlanta: UK leads, 3-1</i>	
	<i>at Nashville, Tenn.: Tied, 1-1</i>	

SOUTH CAROLINA STATE (UK LEADS, 1-0)		
<i>Season Score Site</i>		
1998:	W, 82-67	at Atlanta (NCAA)
	<i>at Neutral Sites: UK leads, 1-0</i>	
	<i>at Atlanta: UK leads, 1-0</i>	

SOUTH DAKOTA STATE (UK LEADS, 1-0)		
<i>Season Score Site</i>		
2006:	W, 71-54	at Lexington (Guardians)
	<i>at Lexington: UK leads, 1-0</i>	

SOUTH FLORIDA (UK LEADS, 1-0)		
<i>Season Score Site</i>		
2016:	W, 84-63	at Miami
	<i>at Neutral Sites: UK leads, 1-0</i>	
	<i>at Miami: UK leads, 1-0</i>	

SOUTHERN (TIED, 0-0)
**As part of sanctions imposed upon the UK basketball program in 1989, the NCAA ordered Kentucky to erase from the record three NCAA tournament games from the 1987-88 season. Kentucky's 99-84 win over Southern, a 90-81 win over Maryland and an 80-74 loss to Villanova have been deleted from the records.*

SOUTHERN CAL (USC LEADS, 3-0)		
<i>Season Score Site</i>		
1960:	L, 87-73	at Los Angeles
1962:	L, 79-77	at Lexington
2001:	L, 80-76	at Philadelphia (NCAA)
	<i>at Lexington: USC leads, 1-0</i>	
	<i>at Los Angeles: USC leads, 1-0</i>	
	<i>at Neutral Sites: USC leads, 1-0</i>	
	<i>at Philadelphia: USC leads, 1-0</i>	

SMU (UK LEADS, 3-2)		
<i>Season Score Site</i>		
1957:	W, 73-67	at Lexington (UKIT)
1958:	L, 65-64	at Dallas
1959:	W, 72-60	at Lexington
1977:	W, 110-86	at Lexington
1985:	L, 56-54	at Lexington
	<i>at Lexington: UK leads, 3-1</i>	
	<i>at Dallas: SMU leads, 1-0</i>	

STEPHEN F. AUSTIN (UK LEADS, 1-0)		
<i>Season Score Site</i>		
2017:	W, 87-64	at Lexington
	<i>at Lexington: UK leads, 1-0</i>	

STONY BROOK (UK LEADS, 2-0)		
<i>Season Score Site</i>		
2008:	W, 62-52	at Lexington
2016:	W, 85-57	at Des Moines, Iowa (NCAA)
	<i>at Lexington: UK leads, 1-0</i>	
	<i>at Neutral Sites: UK leads, 1-0</i>	
	<i>at Des Moines, Iowa: UK leads, 1-0</i>	

ST. ANDREWS (TIED, 1-1)		
<i>Season Score Site</i>		
1915:	W, 32-15	at Lexington
	L, 50-25	at Louisville, Ky.
	<i>at Lexington: UK leads, 1-0</i>	
	<i>at Louisville, Ky.: SA leads, 1-0</i>	

ST. BONAVENTURE (UK LEADS, 1-0)		
<i>Season Score Site</i>		
2000:	W, 85-80 ^{2OT}	at Cleveland (NCAA)
	<i>at Neutral Sites: UK leads, 1-0</i>	
	<i>at Cleveland: UK leads, 1-0</i>	

ST. JOHN'S (UK LEADS, 11-5)		
<i>Season Score Site</i>		
1944:	W, 44-38	at New York
	L, 48-45	at New York (NIT)
1946:	W, 73-59	at New York
1947:	W, 70-50	at New York
1948:	W, 52-40	at New York
1949:	W, 57-30	at New York
1950:	L, 69-58	at New York
1951:	W, 43-37	at New York
	W, 59-43	at New York (NCAA)
1952:	W, 81-40	at Lexington
	L, 64-57	at Raleigh, N.C. (NCAA)

1978:	W, 102-72	at Lexington (UKIT)
1985:	L, 86-70	at Denver (NCAA)
1993:	W, 86-77	at New York
2001:	L, 62-61	at New York
2012:	W, 81-59	at Lexington
	<i>at Lexington: UK leads, 3-0</i>	
	<i>at New York: UK leads, 8-3</i>	
	<i>at Neutral Sites: SJ leads, 2-0</i>	
	<i>at Denver: SJ leads, 1-0</i>	
	<i>at Raleigh, N.C.: SJ leads, 1-0</i>	

ST. JOSEPH'S (UK LEADS, 2-0)		
<i>Season Score Site</i>		
1939:	W, 41-30	at Philadelphia
1997:	W, 102-72	at San Jose, Calif. (NCAA)
	<i>at Philadelphia: UK leads, 1-0</i>	
	<i>at Neutral Sites: UK leads, 1-0</i>	
	<i>at San Jose, Calif.: UK leads, 1-0</i>	

STANFORD (UK LEADS, 3-0)		
<i>Season Score Site</i>		
1974:	W, 78-77	at Lexington (UKIT)
1998:	W, 86-85 ^{OT}	at San Antonio (NCAA)
2010:	W, 73-65 ^{OT}	at Cancun, Mexico
	<i>at Lexington: UK leads, 1-0</i>	
	<i>at Neutral Sites: UK leads, 2-0</i>	
	<i>at Cancun, Mexico: UK leads, 1-0</i>	
	<i>at San Antonio: UK leads, 1-0</i>	

SYRACUSE (UK LEADS, 8-3)		
<i>Season Score Site</i>		
1951:	W, 69-59	at New Orleans (Sugar)
1965:	W, 110-77	at Lexington
1975:	W, 95-79	at San Diego (NCAA)
1979:	W, 94-87	at Lexington (UKIT)
1988:	W, 62-58	at Lexington
1989:	L, 89-73	at Syracuse, N.Y.
1994:	L, 93-85	at Syracuse, N.Y.
1995:	W, 77-71	at Lexington
1996:	W, 76-67	at E. Rutherford, N.J. (NCAA)
1997:	W, 87-53	at Anchorage, Alaska
2000:	L, 52-50	at Cleveland (NCAA)
	<i>at Lexington: UK leads, 4-0</i>	
	<i>at Syracuse, N.Y.: SU leads, 2-0</i>	
	<i>at Neutral Sites: UK leads, 4-1</i>	
	<i>at Anchorage, Alaska: UK leads, 1-0</i>	
	<i>at Cleveland: SU leads, 1-0</i>	
	<i>at East Rutherford, N.J.: UK leads, 1-0</i>	
	<i>at New Orleans: UK leads, 1-0</i>	
	<i>at San Diego: UK leads, 1-0</i>	

TEMPLE (UK LEADS, 14-4)		
<i>Season Score Site</i>		
1945:	W, 45-44	at Philadelphia
1946:	L, 53-45	at Philadelphia
	W, 54-43	at Louisville
1947:	W, 68-29	at Louisville
1948:	L, 60-59	at Philadelphia
1949:	W, 58-38	at Louisville
1954:	W, 86-59	at Lexington
1955:	W, 79-61	at Lexington
	W, 101-69	at Philadelphia
1956:	L, 73-61	at Lexington
1957:	W, 73-58	at Philadelphia
1958:	W, 85-833 ^{OT}	at Lexington
	W, 61-60	at Louisville (NCAA)
1959:	W, 76-71	at Philadelphia
1960:	W, 97-92	at Louisville
1961:	L, 66-58	at Philadelphia
1962:	W, 78-55	at Lexington
1963:	W, 56-52	at Philadelphia
	<i>at Lexington: UK leads, 4-1</i>	
	<i>at Philadelphia: UK leads, 5-3</i>	
	<i>at Neutral Sites: UK leads, 5-0</i>	
	<i>at Louisville: UK leads, 5-0</i>	

TENNESSEE (UK LEADS, 154-71)		
<i>Season Score Site</i>		
1910:	W, 26-5	at Lexington
1912:	W, 27-15	at Lexington
1914:	W, 20-14	at Lexington
	W, 20-18	at Lexington
1915:	L, 36-21	at Knoxville, Tenn.
	L, 27-22	at Knoxville, Tenn.
	W, 22-13	at Lexington
	W, 20-18	at Lexington
1916:	L, 28-17	at Lexington
1917:	L, 23-20	at Lexington
	L, 22-19	at Lexington
	L, 27-26	at Knoxville, Tenn.
	L, 30-10	at Knoxville, Tenn.
1918:	W, 33-26	at Lexington
	W, 40-12	at Lexington
	W, 29-18	at Knoxville, Tenn.
	W, 32-20	at Knoxville, Tenn.
1919:	L, 40-22	at Knoxville, Tenn.
	W, 30-14	at Lexington
1920:	L, 29-24	at Lexington
	L, 27-26	at Lexington
	L, 28-25	at Knoxville, Tenn.
	W, 34-26	at Knoxville, Tenn.
1923:	L, 30-26	at Knoxville, Tenn.



1924: L, 28-23 at Lexington	1956: W, 95-68 at Knoxville, Tenn.	1992: L, 107-85 at Knoxville, Tenn.
1925: W, 35-22 at Knoxville, Tenn.	W, 101-77 at Lexington	W, 99-88 at Lexington
W, 26-21 at Lexington	1957: W, 97-72 at Knoxville, Tenn.	1993: W, 84-70 at Lexington
1926: W, 51-17 at Knoxville, Tenn.	W, 93-75 at Lexington	L, 78-77 at Knoxville, Tenn.
W, 27-21 at Lexington	1958: W, 77-68 at Lexington	W, 101-40 at Lexington (SEC)
1927: L, 19-14 at Knoxville, Tenn.	W, 77-66 at Knoxville, Tenn.	1994: W, 93-74 at Lexington
L, 30-21 at Lexington	1959: W, 79-58 at Lexington	W, 77-73 at Knoxville, Tenn.
1928: W, 48-18 at Lexington	W, 69-56 at Knoxville, Tenn.	1995: W, 69-50 at Lexington
W, 43-16 at Knoxville, Tenn.	1960: W, 78-68 at Knoxville, Tenn.	W, 68-48 at Knoxville, Tenn.
1929: W, 35-29 at Knoxville, Tenn.	L, 65-63 at Lexington	1996: W, 61-44 at Lexington
W, 27-22 at Lexington	1961: W, 83-54 at Lexington	W, 90-50 at Knoxville, Tenn.
1930: W, 23-20 at Lexington	W, 68-61 at Knoxville, Tenn.	1997: W, 74-40 at Lexington
L, 29-24 ^{OT} at Knoxville, Tenn.	1962: W, 96-69 at Lexington (UKIT)	W, 74-64 at Knoxville, Tenn.
1931: W, 31-23 at Lexington	W, 95-82 at Knoxville, Tenn.	1998: W, 85-67 at Knoxville, Tenn.
W, 36-32 ^{OT} at Knoxville, Tenn.	W, 90-59 at Lexington	W, 80-74 at Lexington
1932: W, 29-28 at Knoxville, Tenn.	1963: L, 78-69 ^{OT} at Lexington	1999: L, 47-46 at Lexington
W, 41-27 at Lexington	L, 63-55 at Knoxville, Tenn.	L, 68-61 at Knoxville, Tenn.
1933: W, 42-21 at Knoxville, Tenn.	1964: W, 66-57 at Lexington	2000: W, 81-68 at Lexington
W, 44-23 at Lexington	W, 42-38 at Knoxville, Tenn.	L, 74-67 at Knoxville, Tenn.
1934: W, 44-23 at Knoxville, Tenn.	L, 77-58 at Knoxville, Tenn.	2001: W, 84-74 at Lexington
W, 53-26 at Lexington	W, 61-60 at Lexington	W, 103-95 at Knoxville, Tenn.
1935: W, 48-21 at Lexington	1966: W, 78-64 at Lexington	2002: L, 76-74 ^{OT} at Knoxville, Tenn.
W, 38-36 at Knoxville, Tenn.	L, 69-62 at Knoxville, Tenn.	W, 64-61 at Lexington
1936: W, 40-31 at Lexington	1967: L, 52-50 ^{2OT} at Lexington	2003: W, 74-71 at Knoxville, Tenn.
L, 39-28 at Knoxville, Tenn.	L, 76-57 at Knoxville, Tenn.	W, 80-68 at Lexington
L, 39-28 at Knoxville, Tenn. (SEC)	1968: L, 87-59 at Knoxville, Tenn.	2004: W, 69-68 ^{OT} at Knoxville, Tenn.
1937: W, 43-26 at Lexington	W, 60-59 at Lexington	2005: W, 84-62 at Knoxville, Tenn.
L, 26-24 at Knoxville, Tenn.	1969: W, 69-66 at Knoxville, Tenn.	W, 73-61 at Lexington
W, 39-25 at Knoxville, Tenn. (SEC)	W, 84-69 at Lexington	W, 76-62 at Atlanta (SEC)
1938: W, 52-27 at Lexington	1970: W, 68-52 at Lexington	2006: L, 75-67 at Lexington
W, 29-26 at Knoxville, Tenn.	W, 86-69 at Knoxville, Tenn.	W, 80-78 at Knoxville, Tenn.
1939: L, 30-29 at Lexington	1971: L, 75-71 at Knoxville, Tenn.	2007: W, 76-57 at Lexington
W, 36-34 ^{2OT} at Knoxville, Tenn.	W, 84-78 at Lexington	L, 89-85 at Knoxville, Tenn.
W, 46-38 at Knoxville, Tenn. (SEC)	1972: W, 72-70 at Lexington	2008: W, 72-66 at Lexington
1940: W, 35-26 at Lexington	W, 67-66 at Knoxville, Tenn.	L, 63-60 at Knoxville, Tenn.
L, 27-23 at Knoxville, Tenn.	1973: L, 65-64 at Knoxville, Tenn.	2009: W, 90-72 at Knoxville, Tenn.
W, 30-29 ^{OT} at Knoxville, Tenn. (SEC)	W, 86-81 at Lexington	W, 77-58 at Lexington
1941: L, 32-22 at Knoxville, Tenn.	1974: L, 67-54 at Knoxville, Tenn.	2010: W, 73-62 at Lexington
W, 37-28 at Lexington	W, 61-58 at Lexington	L, 74-65 at Knoxville, Tenn.
L, 36-33 at Louisville (SEC)	1975: W, 88-82 at Lexington	W, 74-45 at Nashville (SEC)
1942: L, 46-40 at Knoxville, Tenn.	L, 103-98 at Knoxville, Tenn.	2011: W, 73-61 at Lexington
W, 36-33 at Lexington	1976: L, 90-88 ^{OT} at Lexington	W, 64-58 at Knoxville, Tenn.
1943: W, 30-28 at Knoxville, Tenn.	L, 92-85 at Knoxville, Tenn.	2012: W, 65-62 at Knoxville, Tenn.
W, 53-29 at Lexington	1977: L, 71-67 ^{OT} at Lexington	W, 69-44 at Lexington
L, 33-30 at Louisville (SEC)	L, 81-79 at Knoxville, Tenn.	2013: W, 75-65 at Lexington
1945: L, 35-34 at Knoxville, Tenn.	1978: W, 90-77 at Lexington	L, 88-58 at Knoxville, Tenn.
W, 40-34 at Lexington	W, 68-57 at Knoxville, Tenn.	2014: W, 74-66 at Lexington
W, 39-35 at Louisville (SEC)	1979: L, 66-55 at Lexington	2015: W, 66-48 at Knoxville, Tenn.
1946: W, 50-32 at Knoxville, Tenn.	L, 101-84 at Knoxville, Tenn.	2016: L, 84-77 at Knoxville, Tenn.
W, 54-34 at Lexington	L, 75-69 ^{OT} at Birmingham, Ala. (SEC)	W, 80-70 at Lexington
1947: W, 54-39 at Knoxville, Tenn.	1980: L, 49-47 at Knoxville, Tenn.	2017: L, 82-80 at Knoxville, Tenn.
W, 61-46 at Lexington	W, 83-75 at Lexington	W, 83-58 at Lexington
1948: W, 65-54 at Knoxville, Tenn.	1981: W, 48-47 at Lexington	2018: L, 76-65 at Knoxville, Tenn.
W, 69-42 at Lexington	L, 87-71 at Knoxville, Tenn.	L, 61-59 at Lexington
W, 70-47 at Louisville (SEC)	1982: L, 70-66 at Knoxville, Tenn.	W, 77-72 at St. Louis (SEC)
1949: W, 66-51 at Knoxville, Tenn.	W, 77-67 at Lexington	<i>at Lexington: UK leads, 92-17</i>
W, 71-56 at Lexington	1983: L, 65-63 at Knoxville, Tenn.	<i>at Knoxville, Tenn.: UK leads, 54-51</i>
W, 83-44 at Louisville (SEC)	W, 69-61 at Lexington	<i>at Neutral Sites: UK leads, 8-3</i>
1950: L, 66-53 at Knoxville, Tenn.	1984: W, 93-74 at Lexington	<i>at Atlanta: UK leads, 1-0</i>
W, 79-52 at Lexington	L, 63-58 at Knoxville, Tenn.	<i>at Birmingham, Ala.: UT leads, 1-0</i>
W, 95-58 at Louisville (SEC)	1985: L, 81-65 at Knoxville, Tenn.	<i>at Louisville: UK leads, 5-2</i>
1951: W, 70-45 at Knoxville, Tenn.	W, 92-67 at Lexington	<i>at Nashville, Tenn.: UK leads, 1-0</i>
W, 86-61 at Lexington	1986: W, 74-57 at Lexington	<i>at St. Louis: UK leads, 1-0</i>
1952: W, 65-56 at Knoxville, Tenn.	W, 62-60 at Knoxville, Tenn.	
W, 95-40 at Lexington	1987: L, 75-68 at Knoxville, Tenn.	
W, 81-66 at Louisville (SEC)	W, 91-84 ^{OT} at Lexington	
1954: W, 97-71 at Knoxville, Tenn.	1988: W, 83-65 at Lexington	
W, 90-63 at Lexington	L, 72-70 at Knoxville, Tenn.	
1955: W, 84-66 at Knoxville, Tenn.	1989: W, 66-65 at Knoxville, Tenn.	
W, 104-61 at Lexington	W, 76-71 at Lexington	
	1990: W, 95-83 at Lexington	
	L, 102-100 at Knoxville, Tenn.	
	1991: W, 78-74 at Knoxville, Tenn.	
	W, 85-74 at Lexington	

TENNESSEE STATE (UK LEADS, 4-0)

Season	Score	Site
1994:	W, 83-70	at St. Petersburg, Fla. (NCAA)
1999:	W, 97-47	at Lexington
2003:	W, 115-87	at Lexington
2009:	W, 102-58	at Lexington
		<i>at Lexington: UK leads, 3-0</i>
		<i>at Neutral Sites: UK leads, 1-0</i>
		<i>at St. Petersburg, Fla.: UK leads, 1-0</i>



TENNESSEE TECH (UK LEADS, 5-0)

Season	Score	Site
1990:	W, 111-75	at Lexington
1994:	W, 115-77	at Lexington
2004:	W, 108-81	at Lexington
2005:	W, 92-63	at Lexington
2008:	W, 69-47	at Lexington

at Lexington: UK leads, 5-0

TEXAS (UK LEADS, 2-0)

Season	Score	Site
1994:	W, 86-61	at Maui, Hawaii
2015:	W, 63-51	at Lexington

at Lexington: UK leads, 1-0
at Neutral Sites: UK leads, 1-0
AT MAUI, HAWAII: UK LEADS, 1-0

TEXAS A&M (UK LEADS, 9-4)

Season	Score	Site
1942:	W, 49-29	at Lexington
1947:	W, 83-18	at Lexington
1979:	L, 73-69	at Lexington (UKIT)
2013:	L, 83-71	at Lexington
	W, 72-68 ^{OT}	at College Station, Texas
2014:	W, 68-51	at Lexington
2015:	W, 70-64 ^{2OT}	at College Station, Texas
2016:	L, 79-77 ^{OT}	at College Station, Texas
	W, 82-77 ^{OT}	at Nashville, Tenn. (SEC)
2017:	W, 100-58	at Lexington
	W, 71-63	at College Station, Texas
2018:	W, 74-73	at Lexington
	L, 85-74	at College Station, Texas

at Lexington: UK leads, 5-2
at College Station, Texas: UK leads, 3-2
at Neutral Sites: UK leads, 1-0
at Nashville, Tenn.: UK leads, 1-0

TEXAS SOUTHERN (UK LEADS, 1-0)

Season	Score	Site
2008:	W, 83-35	at Lexington

at Lexington: UK leads, 1-0

TEXAS STATE (UK LEADS, 1-0)

Season	Score	Site
1992:	W, 82-36	at Lexington

at Lexington: UK leads, 1-0

TEXAS TECH (UK LEADS, 4-0)

Season	Score	Site
1964:	W, 107-91	at Lexington
1966:	W, 89-73	at Lubbock, Texas
1987:	W, 66-60	at Lexington
1995:	W, 83-68	at Cincinnati

at Lexington: UK leads, 2-0
at Lubbock, Texas: UK leads, 1-0
at Neutral Sites: UK leads, 1-0
at Cincinnati: UK leads, 1-0

TOLEDO (UK LEADS, 1-0)

Season	Score	Site
1985:	W, 63-54	at Lexington

at Lexington: UK leads, 1-0

TRANSYLVANIA (TIED, 7-7)

Season	Score	Site
1903:	L, 42-22	at UK
1904:	L, 12-55	at Transylvania
1905:	L, 14-12	at Transylvania
	W, 30-29	at UK

L, 22-1	at Transylvania	
L, 33-23	at UK	
1906:	UK*	
1907:	W, 16-14	at Lexington YMCA
	L, 19-5	at UK
	W, 20-15	at Transylvania
1908:	W, 20-15	at UK
	W, 20-15	at Transylvania
1911:	L, 23-18	at UK
	W, 22-19	at Transylvania
	W, 30-24	at UK

at UK: UK leads, 4-3
at Transylvania: TU leads, 4-2
at Neutral Sites: UK leads, 1-0
**at Lexington YMCA: UK leads, 1-0*

TROY (UK LEADS, 1-0)

Season	Score	Site
2018:	W, 70-62	at Lexington

at Lexington: UK leads, 1-0

TUFTS (UK LEADS, 1-0)

Season	Score	Site
1945:	W, 66-56	at New York (NCAA)

at Neutral Sites: UK leads, 1-0
at New York: UK leads, 1-0

TULANE (UK LEADS, 41-5)

Season	Score	Site
1921:	W, 50-28	at Atlanta (SIAA)
1925:	W, 29-22	at Lexington
1929:	L, 34-22	at New Orleans
	W, 29-15	at Atlanta (So.Con.)
1932:	W, 50-30	at Atlanta (So.Con.)
1933:	W, 53-17	at Lexington
	W, 42-11	at Lexington
1934:	W, 32-22	at New Orleans
	W, 42-29	at New Orleans
1935:	W, 38-9	at New Orleans
	W, 52-12	at New Orleans
	W, 63-26	at Lexington
	W, 55-12	at New Orleans
1936:	W, 49-24	at Lexington
	W, 39-21	at Lexington
1937:	L, 35-28	at New Orleans
	W, 28-25	at New Orleans
1938:	L, 38-36	at Baton Rouge, La. (SEC)
1941:	W, 59-30	at Louisville (SEC)
1943:	W, 48-31	at Louisville (SEC)
1944:	W, 62-46	at Louisville (SEC)
1947:	W, 64-35	at New Orleans
	W, 55-38	at Louisville (SEC)
1949:	W, 51-47	at Louisville
	W, 78-47	at New Orleans (Sugar)
	W, 68-52	at Louisville (SEC)
1951:	W, 104-68	at New Orleans
1952:	W, 103-54	at Lexington
	W, 85-61	at Louisville (SEC)
1954:	W, 94-43	at Lexington
1955:	W, 58-44	at New Orleans
1956:	W, 85-63	at Lexington
1957:	L, 68-60	at New Orleans
1958:	W, 86-50	at Lexington
1959:	W, 85-68	at New Orleans
1960:	W, 68-42	at Lexington
1961:	L, 72-70	at New Orleans
1962:	W, 97-72	at Lexington
1963:	W, 81-72	at New Orleans
1964:	W, 105-63	at Lexington
1965:	W, 102-72	at New Orleans
1966:	W, 103-74	at Lexington
1983:	W, 80-61	at Lexington (UKIT)
1995:	W, 82-60	at Memphis, Tenn. (NCAA)

2002:	W, 101-67	at Louisville
2003:	W, 76-60	at New Orleans

at Lexington: UK leads, 15-0
at New Orleans: UK leads, 14-4
at Neutral Sites: UK leads, 12-1
at Atlanta: UK leads, 3-0
at Baton Rouge, La.: TU leads, 1-0
at Louisville: UK leads, 8-0
at Memphis, Tenn.: UK leads, 1-0

TULSA (UK LEADS, 5-0)

Season	Score	Site
1948:	W, 72-18	at Lexington
	W, 71-22	at Lexington
1949:	W, 81-27	at Lexington
1998:	W, 74-53	at Lexington
2002:	W, 87-82	at St. Louis (NCAA)

at Lexington: UK leads, 4-0
at Neutral Sites: UK leads, 1-0
at St. Louis: UK leads, 1-0

UAB (UAB LEADS, 3-2)

Season	Score	Site
1981:	W, 61-53	at Lexington (UKIT)
	L, 69-62	at Tuscaloosa, Ala. (NCAA)
2004:	L, 76-75	at Columbus, Ohio (NCAA)
2006:	W, 69-64	at Philadelphia (NCAA)
2008:	L, 79-76	at Louisville

at Lexington: UK leads, 1-0
at Neutral Sites: UAB leads, 3-1
at Birmingham, Ala.: UAB leads, 1-0
at Columbus, Ohio: UAB leads, 1-0
at Louisville: UAB leads 1-0
at Philadelphia: UK leads, 1-0

UCF (UK LEADS, 1-0)

Season	Score	Site
2006:	W, 59-57	at Lexington

at Lexington: UK leads, 1-0

UCLA (UK LEADS, 8-7)

Season	Score	Site
1952:	W, 84-53	at Lexington
1960:	W, 68-66	at Los Angeles
1961:	W, 77-76	at Lexington
1975:	L, 92-85	at San Diego (NCAA)
1995:	L, 82-81	at Anaheim, Calif.
1998:	W, 94-68	at St. Petersburg, Fla. (NCAA)
1999:	W, 66-62	at Bayamone, P.R.
2001:	L, 97-92 ^{OT}	at New York
2004:	W, 52-50	at Anaheim, Calif.
2007:	L, 73-68	at Honolulu
2015:	W, 83-44	at Chicago
2016:	L, 87-77	at Los Angeles
2017:	L, 97-92	at Lexington
	W, 86-75	at Memphis, Tenn. (NCAA)
2018:	L, 83-75	at New Orleans

at Lexington: UK leads, 2-1
at Los Angeles: Tied, 1-1
at Neutral Sites: Tied, 5-5
at Anaheim, Calif.: Tied, 1-1
at Bayamone, P.R.: UK leads, 1-0
at Chicago: UK leads, 1-0
at Honolulu: UCLA leads, 1-0
at Memphis, Tenn.: UK leads, 1-0
at New Orleans: UCLA leads, 1-0
at New York: UCLA leads, 1-0
at San Diego: UCLA leads, 1-0
at St. Petersburg, Fla.: UK leads, 1-0

**UCONN (UCONN LEADS, 4-1)**

Season	Score	Site
2006:	L, 87-83	at Philadelphia (NCAA)
2010:	W, 64-61	at New York
2011:	L, 67-84	at Maui, Hawaii (Maui)
	L, 55-56	at Houston (NCAA)
2014:	L, 60-54	at Arlington, Texas (NCAA)

at Neutral Sites: UC leads, 4-1
 at Arlington, Texas: UC leads, 1-0
 at Houston: UC leads, 1-0
 at Maui, Hawaii: UC leads, 1-0
 at New York: UC leads, 1-0
 at Philadelphia: UC leads, 1-0

UICT (UK LEADS, 1-0)

Season	Score	Site
2018:	W, 107-73	at Lexington

at Lexington: UK leads, 1-0

UMASS (UK LEADS, 5-1)

Season	Score	Site
1992:	W, 90-69	at Lexington
	W, 87-77	at Philadelphia (NCAA)
1994:	W, 67-64	at East Rutherford, N.J.
1996:	L, 92-82	at Auburn Hills, Mich.
	W, 81-74	at E Rutherford, N.J. (NCAA)
2007:	W, 82-68	at Lexington

at Lexington: UK leads, 2-0
 at Neutral Sites: UK leads, 3-1
 at Auburn Hills, Mich.: UM leads, 1-0
 at East Rutherford, N.J.: UK leads, 2-0
 at Philadelphia: UK leads, 1-0

UNC ASHEVILLE (UK LEADS, 4-0)

Season	Score	Site
1997:	W, 105-51	at Lexington
2000:	W, 86-41	at Lexington
2010:	W, 94-57	at Louisville
2014:	W, 89-57	at Lexington

at Lexington: UK leads, 3-0
 at Neutral Sites: UK leads, 1-0
 at Louisville: UK leads, 1-0

UNLV (UK LEADS, 4-0)

Season	Score	Site
1978:	W, 92-70	at Lexington
1980:	W, 74-69	at Las Vegas
1985:	W, 64-61	at Salt Lake City (NCAA)
2009:	W, 70-60	at Lexington (NIT)

at Lexington: UK leads, 2-0
 at Las Vegas: UK leads, 1-0
 at Neutral Sites: UK leads, 1-0
 at Salt Lake City: UK leads, 1-0

UTAH (UK LEADS, 9-2)

Season	Score	Site
1944:	W, 46-38	at New York (NIT)
1947:	L, 49-45	at New York (NIT)
1955:	W, 70-65	at Lexington (UKIT)
1977:	L, 70-68	at Lexington (UKIT)
1993:	W, 83-62	at Nashville (NCAA)
1996:	W, 101-70	at Minneapolis (NCAA)
1997:	W, 72-59	at San Jose, Calif. (NCAA)
1998:	W, 78-69	at San Antonio (NCAA)
2000:	W, 56-48	at Lexington (Pre-NIT)
2003:	W, 74-54	at Nashville, Tenn., (NCAA)
2005:	W, 62-52	at Austin, Texas (NCAA)

at Lexington: UK leads, 2-1
 at Neutral Sites: UK leads, 7-1
 at Austin, Texas: UK leads, 1-0
 at Minneapolis: UK leads, 1-0
 at Nashville, Tenn.: UK leads, 2-0
 at New York: Tied, 1-1
 at San Antonio: UK leads, 1-0
 at San Jose, Calif.: UK leads, 1-0

UTAH VALLEY (UK LEADS, 1-0)

Season	Score	Site
2018:	W, 73-63	at Lexington

at Lexington: UK leads, 1-0

UTAH STATE (UK LEADS, 1-0)

Season	Score	Site
1958:	W, 92-64	at Lexington

at Lexington: UK leads, 1-0

UT ARLINGTON (UK LEADS, 2-0)

Season	Score	Site
2014:	W, 105-76	at Lexington
2015:	W, 92-44	at Lexington

at Lexington: UK leads, 2-0

UTEP (UTEP LEADS, 1-0)

Season	Score	Site
1966:	L, 72-65	at College Park, Md. (NCAA)

at Neutral Sites: UTEP leads, 1-0
 at College Park, Md.: UTEP leads, 1-0
 * Formerly Texas Western

UT MARTIN (UK LEADS, 2-0)

Season	Score	Site
1995:	W, 124-50	at Lexington
2017:	W, 111-76	at Lexington

at Lexington: UK leads, 2-0

VALPARAISO (UK LEADS, 2-0)

Season	Score	Site
2002:	W, 83-68	at St. Louis (NCAA)
2017:	W, 87-63	at Lexington

at Lexington: UK leads, 1-0
 at Neutral Sites: UK leads, 1-0
 at St. Louis: UK leads, 1-0

VANDERBILT (UK LEADS, 145-47)

Season	Score	Site
1912:	W, 28-17	at Lexington
	W, 22-18	at Lexington
1913:	L, 24-17	at Lexington
	W, 42-29	at Lexington
1915:	L, 39-34	at Lexington
	W, 36-24	at Lexington
1916:	L, 39-25	at Lexington
	L, 23-20	at Lexington
1919:	L, 36-26	at Lexington
1921:	W, 39-18	at Lexington
1922:	L, 22-12	at Nashville, Tenn.
1924:	W, 33-13	at Lexington
1926:	W, 30-20	at Lexington
1927:	L, 48-32	at Lexington
1928:	W, 43-23	at Lexington
	W, 54-29	at Nashville, Tenn.
1931:	W, 42-37	at Nashville, Tenn.
	W, 43-23	at Lexington
1932:	W, 61-37	at Nashville, Tenn.
	L, 32-31	at Lexington
1933:	W, 40-29	at Nashville, Tenn.
	W, 45-28	at Lexington
1934:	W, 48-26	at Nashville, Tenn.
	W, 47-27	at Lexington
1935:	W, 58-22	at Nashville, Tenn.
	W, 53-19	at Lexington

1936:	L, 33-24	at Nashville, Tenn.
	W, 61-41	at Lexington
1937:	W, 41-26	at Nashville, Tenn.
	W, 51-19	at Lexington
1938:	W, 42-19	at Nashville, Tenn.
	W, 48-24	at Lexington
1939:	W, 51-37	at Nashville, Tenn.
	W, 52-27	at Lexington
1940:	L, 40-32	at Nashville, Tenn.
	W, 43-38	at Lexington
	W, 44-34	at Knoxville, Tenn. (SEC)
1941:	W, 51-50	at Nashville, Tenn.
	W, 58-31	at Lexington
1943:	W, 39-38	at Lexington
	W, 54-43	at Nashville, Tenn.
1946:	W, 59-37	at Nashville, Tenn.
	W, 64-31	at Paducah, Ky.
1947:	W, 82-30	at Nashville, Tenn.
	W, 84-41	at Lexington
	W, 98-29	at Louisville (SEC)
1948:	W, 82-51	at Nashville, Tenn.
	W, 79-43	at Lexington
1949:	W, 72-50	at Nashville, Tenn.
	W, 70-37	at Lexington
1950:	W, 58-54	at Nashville, Tenn.
	W, 70-66	at Lexington
1951:	W, 74-49	at Nashville, Tenn.
	W, 89-57	at Lexington
	L, 61-57	at Louisville (SEC)
1952:	W, 88-51	at Nashville, Tenn.
	W, 75-45	at Lexington
1954:	W, 85-63	at Nashville, Tenn.
	W, 100-64	at Lexington
1955:	W, 75-71	at Nashville, Tenn.
	W, 77-59	at Lexington
1956:	L, 81-73	at Nashville, Tenn.
	W, 76-55	at Lexington
1957:	W, 91-83	at Nashville, Tenn.
	W, 80-65	at Lexington
1958:	W, 86-81	at Nashville, Tenn.
	W, 65-61	at Lexington
1959:	L, 75-66	at Nashville, Tenn.
	W, 83-71	at Lexington
1960:	W, 76-59	at Nashville, Tenn.
	W, 68-60	at Lexington
1961:	L, 64-62	at Nashville, Tenn.
	W, 60-59	at Lexington
	W, 88-67	at Knoxville, Tenn. (SEC)
1962:	W, 77-68	at Nashville, Tenn.
	W, 87-80	at Lexington
1963:	W, 106-82	at Nashville, Tenn.
	L, 69-67	at Lexington
1964:	L, 85-83	at Nashville, Tenn.
	W, 104-73	at Lexington
1965:	L, 97-79	at Lexington
	L, 91-90	at Nashville, Tenn.
1966:	W, 96-83	at Lexington
	W, 105-90	at Nashville, Tenn.
1967:	L, 91-89 ^{OT}	at Lexington
	L, 110-94	at Nashville, Tenn.
1968:	W, 94-78	at Nashville, Tenn.
	W, 85-80	at Lexington
1969:	W, 103-89	at Lexington
	L, 101-99	at Nashville, Tenn.
1970:	L, 89-81	at Nashville, Tenn.
	W, 90-86	at Lexington
1971:	W, 102-92	at Lexington
	W, 119-90	at Nashville, Tenn.
1972:	W, 106-80	at Lexington
	W, 85-80 ^{OT}	at Nashville, Tenn.
1973:	L, 76-75	at Nashville, Tenn.
	L, 83-76	at Lexington
1974:	L, 82-65	at Lexington



1975:	L, 71-69	at Nashville, Tenn.
	W, 91-90	at Nashville, Tenn.
	W, 109-84	at Lexington
1976:	W, 77-76	at Lexington
	L, 69-65	at Nashville, Tenn.
1977:	W, 64-62	at Nashville, Tenn.
	W, 113-73	at Lexington
1978:	W, 72-59	at Lexington
	W, 78-68	at Nashville, Tenn.
1979:	L, 68-58	at Nashville, Tenn.
	W, 96-70	at Lexington
1980:	W, 106-90	at Lexington
	W, 91-73	at Nashville, Tenn.
1981:	W, 78-64	at Nashville, Tenn.
	W, 80-48	at Lexington
	L, 60-55	at Birmingham, Ala. (SEC)
1982:	W, 67-58	at Lexington
	W, 73-69	at Nashville, Tenn.
1983:	W, 82-77	at Nashville, Tenn.
	W, 82-63	at Lexington
1984:	W, 67-46	at Lexington
	W, 58-54	at Nashville, Tenn.
1985:	W, 75-58	at Lexington
	W, 68-62	at Nashville, Tenn.
1986:	W, 80-71	at Nashville, Tenn.
	W, 73-65	at Lexington
1987:	W, 71-65	at Nashville, Tenn.
	W, 65-54	at Lexington
1988:	W, 81-74	at Lexington
	L, 83-66	at Nashville, Tenn.
1989:	W, 70-61	at Lexington
	L, 81-51	at Nashville, Tenn.
	L, 77-63	at Knoxville, Tenn. (SEC)
1990:	L, 92-85	at Nashville, Tenn.
	W, 100-73	at Lexington
1991:	W, 58-50	at Lexington
	L, 98-87	at Nashville, Tenn.
1992:	W, 84-71	at Nashville, Tenn.
	W, 80-56	at Lexington
	W, 76-57	at Birmingham, Ala. (SEC)
1993:	L, 101-86	at Nashville, Tenn.
	W, 82-67	at Lexington
1994:	W, 107-82	at Lexington
	W, 77-69	at Nashville, Tenn.
1995:	W, 81-68	at Lexington
	W, 71-60	at Nashville, Tenn.
1996:	W, 120-81	at Nashville, Tenn.
	W, 101-63	at Lexington
1997:	W, 58-46	at Cincinnati
	W, 82-79	at Nashville, Tenn.
1998:	W, 71-62	at Lexington
	W, 63-61	at Nashville, Tenn.
1999:	W, 73-57	at Nashville, Tenn.
	W, 88-63	at Lexington
2000:	W, 72-52	at Lexington
	W, 81-73 ^{OT}	at Nashville, Tenn.
2001:	W, 86-75	at Lexington
	W, 79-74	at Nashville, Tenn.
2002:	W, 67-59	at Lexington
	L, 86-73	at Nashville, Tenn.
2003:	W, 74-52	at Nashville, Tenn.
	W, 106-44	at Lexington
	W, 81-63	at New Orleans
2004:	W, 75-63	at Lexington
	L, 66-60	at Nashville, Tenn.
2005:	W, 69-54	at Lexington
	W, 84-70	at Nashville, Tenn.
2006:	L, 57-52	at Lexington
	L, 84-81	at Nashville, Tenn.
2007:	L, 72-67	at Lexington
	L, 67-65	at Nashville, Tenn.
2008:	W, 79-73 ^{OT}	at Lexington

2009:	L, 93-52	at Nashville, Tenn.
	W, 70-60	at Lexington
	L, 77-64	at Nashville, Tenn.
2010:	W, 85-72	at Lexington
	W, 58-56	at Nashville, Tenn.
2011:	L, 77-81	at Nashville, Tenn.
	W, 68-66	at Lexington
2012:	W, 69-63	at Nashville, Tenn.
	W, 83-74	at Lexington
	L, 71-64	at New Orleans
2013:	W, 60-58	at Nashville, Tenn.
	W, 74-70	at Lexington
	L, 64-48	at Nashville, Tenn.
2014:	W, 71-62	at Nashville, Tenn.
2015:	W, 65-57	at Lexington
2016:	W, 76-57	at Lexington
	L, 74-62	at Nashville, Tenn.
2017:	W, 87-81	at Nashville, Tenn.
	W, 73-67	at Lexington
2018:	W, 74-67	at Nashville, Tenn.
	W, 83-81 ^{OT}	at Lexington
	<i>at Lexington: UK leads, 81-14</i>	
	<i>at Nashville, Tenn.: UK leads, 57-29</i>	
	<i>at Neutral Sites: UK leads, 7-4</i>	
	<i>at Birmingham, Ala.: Tied, 1-1</i>	
	<i>at Cincinnati: UK leads, 1-0</i>	
	<i>at Knoxville, Tenn.: UK leads, 2-1</i>	
	<i>at Louisville: Tied, 1-1</i>	
	<i>at New Orleans: Tied, 1-1</i>	
	<i>at Paducah, Ky.: UK leads, 1-0</i>	

VERMONT (UK LEADS, 1-0)

Season	Score	Site
2018:	W, 73-69	at Lexington
	<i>at Lexington: UK leads, 1-0</i>	

VERNON, IND. (UK LEADS, 1-0)

Season	Score	Site
1906:	W, 34-14	at Vernon, Ind.
	<i>at Vernon, Ind.: UK leads, 1-0</i>	

VILLANOVA (UK LEADS, 6-0)

Season	Score	Site
1949:	W, 85-72	at New York (NCAA)
1950:	W, 57-56 ^{OT}	at New Orleans (Sugar)
1983:	W, 93-79	at Lexington
1997:	W, 93-56	at Lexington
1998:	W, 79-63	at Philadelphia
2007:	W, 67-58	at Chicago (NCAA)
	<i>at Lexington: UK leads, 2-0</i>	
	<i>at Philadelphia: UK leads, 1-0</i>	
	<i>at Neutral Sites: UK leads, 4-0</i>	
	<i>at Chicago: UK leads, 1-0</i>	
	<i>at New Orleans: UK leads, 1-0</i>	
	<i>at New York: UK leads, 1-0</i>	
	<i>*As part of sanctions imposed upon the UK basketball program in 1989, the NCAA ordered Kentucky to erase from the record three NCAA tournament games from the 1987-88 season.</i>	
	<i>Kentucky's 99-84 win over Southern, a 90-81 win over Maryland and an 80-74 loss to Villanova have been deleted from the records.</i>	

VIRGINIA (UK LEADS, 6-3)

Season	Score	Site
1914:	L, 39-23	at Charlottesville, Va.
1922:	L, 32-30 ^{OT}	at Charlottesville, Va.
1924:	W, 29-16	at Lexington
1928:	W, 31-28	at Charlottesville, Va.
1962:	W, 93-73	at Lexington
1964:	W, 75-64	at Lexington
1966:	W, 99-73	at Charlottesville, Va.

1967:	W, 104-84	at Lexington
2003:	L, 75-61	at Maui, Hawaii
	<i>at Lexington: UK leads, 4-0</i>	
	<i>at Charlottesville, Va.: Tied, 2-2</i>	
	<i>at Neutral Sites: UVA leads, 1-0</i>	
	<i>at Maui, Hawaii: UVA leads, 1-0</i>	

VIRGINIA TECH (UK LEADS, 4-1)

Season	Score	Site
1924:	W, 36-14	at Lexington
1956:	W, 56-55	at New Orleans (Sugar)
1963:	L, 80-77	at Lexington
1996:	W, 84-60	at Dallas (NCAA)
2018:	W, 93-86	at Lexington
	<i>at Lexington: UK leads, 2-1</i>	
	<i>at Neutral Sites: UK leads, 2-0</i>	
	<i>at Dallas: UK leads, 1-0</i>	
	<i>at New Orleans: UK leads, 1-0</i>	

VMI (UK LEADS, 5-3)

Season	Score	Site
1915:	L, 32-18	at Lexington, Va.
1922:	L, 37-32	at Lexington, Va.
1926:	W, 32-25	at Atlanta (So.Con.)
1961:	W, 72-56	at Lexington, Ky.
1977:	W, 93-78	at College Park, Md. (NCAA)
1986:	W, 95-55	at Louisville
2002:	W, 99-57	at Lexington, Ky.
2009:	L, 111-103	at Lexington, Ky.
	<i>at Lexington, Ky.: UK leads, 2-1</i>	
	<i>at Lexington, Va.: VMI leads, 2-0</i>	
	<i>at Neutral Sites: UK leads, 3-0</i>	
	<i>at Atlanta: UK leads, 1-0</i>	
	<i>at College Park, Md.: UK leads, 1-0</i>	
	<i>at Louisville: UK leads, 1-0</i>	

WABASH (TIED, 1-1)

Season	Score	Site
1925:	L, 57-10	at Crawfordsville, Ind.
1947:	W, 96-24	at Lexington
	<i>at Lexington: UK leads, 1-0</i>	
	<i>at Crawfordsville, Ind.: WC leads, 1-0</i>	

WAKE FOREST (UK LEADS, 5-0)

Season	Score	Site
1953:	W, 101-69	at Lexington
1964:	W, 98-75	at Lexington (UKIT)
1993:	W, 103-69	at Charlotte, N.C. (NCAA)
1996:	W, 83-63	at Minneapolis (NCAA)
2010:	W, 90-60	at New Orleans (NCAA)
	<i>at Lexington: UK leads, 2-0</i>	
	<i>at Neutral Sites: UK leads, 3-0</i>	
	<i>at Charlotte, N.C.: UK leads, 1-0</i>	
	<i>at Minneapolis: UK leads, 1-0</i>	
	<i>at New Orleans: UK leads, 1-0</i>	

WASHINGTON UNIVERSITY OF ST. LOUIS (UK LEADS, 2-0)

Season	Score	Site
1943:	W, 45-38	at Lexington
1948:	W, 69-39	at Memphis, Tenn.
	<i>at Lexington: UK leads, 1-0</i>	
	<i>at Neutral Sites: UK leads, 1-0</i>	
	<i>at Memphis, Tenn.: UK leads, 1-0</i>	

**WASHINGTON (UK LEADS, 2-0)**

Season	Score	Site
1985:	W, 66-58	at Salt Lake City (NCAA)
2011:	W, 74-67	at Maui, Hawaii at Neutral Sites: UK leads, 2-0 at Maui, Hawaii: UK leads, 1-0 at Salt Lake City: UK leads, 1-0

WASHINGTON & LEE (UK LEADS, 12-1)

Season	Score	Site
1922:	W, 21-20	at Lexington, Va.
1926:	W, 28-22	at Lexington, Ky.
	W, 44-34	at Lexington, Ky.
1927:	L, 36-34	at Lexington, Ky.
1928:	W, 34-28	at Lexington, Ky.
1929:	W, 31-30	at Lexington, Ky.
1930:	W, 28-26 ^{OT}	at Lexington, Ky.
1931:	W, 23-18	at Lexington, Ky.
1932:	W, 48-28	at Lexington, Ky.
1939:	W, 67-47	at Lexington, Ky.
1942:	W, 62-32	at Lexington, Ky.
1952:	W, 96-46	at Lexington, Ky.
1957:	W, 94-66	at Lexington, Ky.

at Lexington, Ky.: UK leads, 11-1
at Lexington, Va.: UK leads, 1-0

WASHINGTON STATE (UK LEADS, 1-0)

Season	Score	Site
1975:	W, 97-75	at Lexington (UKIT)

at Lexington: UK leads, 1-0

WAYNE (UK LEADS, 1-0)

Season	Score	Site
1956:	W, 84-64	at Iowa City, Iowa (NCAA)

at Neutral Sites: UK leads, 1-0
at Iowa City, Iowa: UK leads, 1-0

WESTERN CAROLINA (UK LEADS, 2-0)

Season	Score	Site
1989:	W, 78-60	at Lexington
1997:	W, 82-55	at Lexington

at Lexington: UK leads, 2-0

WESTERN KENTUCKY (UK LEADS, 4-2)

Season	Score	Site
1971:	L, 107-83	at Athens, Ga. (NCAA)
1986:	W, 71-64	at Charlotte, N.C. (NCAA)
1991:	W, 84-70	at Louisville, Ky.
1992:	W, 93-83	at Lexington
2002:	L, 64-52	at Lexington
2012:	W, 81-66	at Louisville, Ky. (NCAA)

at Lexington: Tied, 1-1
at Neutral Sites: UK leads, 2-1
at Athens, Ga.: WKU leads, 1-0
at Charlotte, N.C.: UK leads, 1-0
at Louisville, Ky.: UK leads, 2-0

WESTERN ONTARIO (UK LEADS, 4-0)

Season	Score	Site
1946:	W, 51-42	at Lexington
	W, 71-28	at Lexington
1948:	W, 98-41	at Lexington
1950:	W, 90-18	at Lexington

at Lexington: UK leads, 4-0

WEST TEXAS STATE (UK LEADS, 2-0)

Season	Score	Site
1951:	W, 73-43	at Lexington
1979:	W, 121-67	at Lexington

at Lexington: UK leads, 2-0

WEST VIRGINIA (UK LEADS, 16-5)

Season	Score	Site
1924:	W, 24-21	at Lexington
1925:	W, 29-19	at Lexington
1927:	W, 44-26	at Lexington
1940:	L, 47-38	at Lexington
1941:	W, 46-34	at Lexington
	L, 56-43	at Morgantown, W.Va.
1946:	W, 59-51	at New York (NIT)
1958:	L, 77-70	at Lexington (UKIT)
1959:	W, 97-91	at Lexington (UKIT)
1960:	L, 79-70	at Lexington (UKIT)
1963:	W, 79-75	at Lexington (UKIT)
1965:	W, 102-78	at Lexington (UKIT)
1970:	W, 106-87	at Lexington
1971:	W, 106-100	at Morgantown, W.Va.
1992:	W, 106-80	at Lexington
2006:	W, 80-66	at Kansas City, Mo.
2009:	W, 54-43	at Las Vegas
2010:	L, 73-66	at Syracuse, N.Y. (NCAA)
2011:	W, 71-63	at Tampa, Fla. (NCAA)
2015:	W, 78-39	at Cleveland (NCAA)
2018:	W, 83-76	at Morgantown, W.Va.

at Lexington: UK leads, 9-3
at Morgantown, W.Va.: UK leads 2-1
at Neutral Sites: UK leads, 5-1
at Cleveland: UK leads, 1-0
at Kansas City, Mo.: UK leads, 1-0
at Las Vegas: UK leads, 1-0
at New York: UK leads, 1-0
at Syracuse, N.Y.: WV leads, 1-0
at Tampa, Fla.: UK leads, 1-0

WICHITA STATE (UK LEADS, 2-0)

Season	Score	Site
2014:	W, 78-76	St. Louis (NCAA)
2017:	W, 65-62	Indianapolis (NCAA)

at Neutral Sites: UK leads, 2-0
at Indianapolis: UK leads, 1-0
at St. Louis: UK leads, 1-0

WILLIAM & MARY (UK LEADS, 1-0)

Season	Score	Site
2005:	W, 92-47	at Lexington

at Lexington: UK leads, 1-0

WINTHROP (UK LEADS, 2-0)

Season	Score	Site
2004:	W, 65-44	at Lexington
2011:	W, 89-52	at Lexington

at Lexington: UK leads, 2-0

WISCONSIN (UK LEADS, 4-2)

Season	Score	Site
1963:	W, 108-85	at Lexington (UKIT)
1969:	L, 69-65	at Chicago
1977:	W, 72-64	at Lexington
2003:	W, 63-57	at Minneapolis (NCAA)
2014:	W, 74-73	at Arlington, Texas (NCAA)
2015:	L, 71-64	at Indianapolis (NCAA)

at Lexington: UK leads, 2-0
at Neutral Sites: Tied, 2-2
at Arlington, Texas: UK leads, 1-0
at Chicago: UW leads, 1-0
at Indianapolis: UW leads, 1-0
at Minneapolis: UK leads, 1-0

WISCONSIN-GREEN BAY (UK LEADS, 1-0)

Season	Score	Site
1996:	W, 74-62	at Lexington

at Lexington: UK leads, 1-0

WRIGHT FIELD (UK LEADS, 1-0)

Season	Score	Site
1944:	W, 61-28	at Lexington

at Lexington: UK leads, 1-0

WRIGHT STATE (UK LEADS, 4-0)

Season	Score	Site
1993:	W, 81-65	at Lexington
1997:	W, 90-62	at Lexington
1999:	W, 97-75	at Cincinnati
2016:	W, 78-63	at Lexington

at Lexington: UK leads, 3-0
at Neutral Sites: UK leads, 1-0
at Cincinnati: UK leads, 1-0

WYOMING (UK LEADS, 2-0)

Season	Score	Site
1945:	W, 50-46	at Buffalo, N.Y.
1984:	W, 66-40	at Lexington (UKIT)

at Lexington: UK leads, 1-0
at Neutral Sites: UK leads, 1-0
at Buffalo, N.Y.: UK leads, 1-0

XAVIER (UK LEADS, 37-2)

Season	Score	Site
1935:	W, 40-27	at Cincinnati
	W, 46-29	at Lexington
1936:	W, 36-32	at Cincinnati
	W, 49-40	at Lexington
1937:	W, 34-28 ^{OT}	at Cincinnati
	W, 23-15	at Lexington
1938:	L, 39-32	at Cincinnati
	W, 45-29	at Lexington
1939:	W, 41-31	at Cincinnati
	W, 43-23	at Lexington
1940:	W, 42-41	at Cincinnati
	W, 37-29	at Lexington
1941:	W, 48-43	at Cincinnati
	L, 49-44	at Lexington
1942:	W, 40-39	at Cincinnati
	W, 44-36	at Lexington
1943:	W, 43-38	at Lexington
	W, 48-36	at Lexington
1946:	W, 62-36	at Cincinnati
	W, 83-40	at Lexington
1947:	W, 71-34	at Lexington
	W, 58-31	at Cincinnati
1948:	W, 79-37	at Lexington
	W, 59-37	at Cincinnati
1949:	W, 96-50	at Lexington
	W, 51-40	at Cincinnati
1950:	W, 58-47	at Cincinnati
	W, 58-53	at Lexington
1951:	W, 67-56	at Cincinnati
	W, 78-51	at Lexington
1952:	W, 97-72	at Cincinnati
	W, 83-50	at Lexington
1954:	W, 81-66	at Cincinnati
	W, 77-71	at Lexington
1955:	W, 73-69	at Cincinnati
	W, 66-55	at Lexington
1963:	W, 90-76	at Lexington
1968:	W, 111-76	at Lexington
1969:	W, 115-77	at Lexington

at Lexington: UK leads, 21-1
at Cincinnati: UK leads, 16-1

YALE (UK LEADS, 1-0)

Season	Score	Site
1962:	W, 79-58	at Lexington

at Lexington: UK leads, 1-0



MEDIA POLICIES



SEC CREDENTIAL POLICY

By accepting or using a media credential (“Credential”) for access to any game or athletic contest sponsored or hosted by the Southeastern Conference (the “SEC”) or by any one or more of its member institutions (herein an “Event” or the “Events”) each person and entity issued such a Credential (herein referred to, along with the employer of each such person, collectively as a “Bearer”) agrees to the following terms and conditions:

GENERAL

Each Bearer must be and hereby represents that he or she is acting on a specific assignment for an accredited media agency and has a legitimate working function in connection with the Event attended. The Credential is not transferable and may be revoked at any time.

The rights and privileges granted to Bearer may be terminated if any term or condition for use of the Credential is breached. The unauthorized use of the Credential subjects the Bearer to ejection from the Event.

While within the Event venue, Bearer shall, at all times, adhere to the policies in place for the Event, abide by and respect access limitations, and accept and follow directions provided by the SEC or the SEC member institution(s) hosting the Event.

Bearer assumes all risks incidental to the performance by the Bearer of Bearer’s services in connection with the Event and assumes all risks incidental to each Event, whether occurring before, during or after the actual playing of the Event, and agrees that the SEC, its member institutions, and their respective agents, employees, directors, officers, student-athletes, coaches, and contractors shall not be liable for bodily injury, property damage or theft losses suffered or incurred by Bearer at the Event. Bearer understands that sports contests are physical, and that in the normal course of play it is possible for balls, players, or other objects to leave the court, track, course, or field of play and impact spectators. Bearer hereby waives and releases any and all Claims (as defined below) against the SEC and its member institutions arising directly or indirectly from any such injury, including those attributable to their negligence or that of their agents.

In the event that the name or likeness of Bearer is included in any broadcast, telecast, photograph, film, video or other media taken in connection with any Event, Bearer grants the SEC (or, if the media is controlled by a SEC member, grants such SEC member) the nonexclusive, transferable, perpetual right and license to use (and to sub-license the use of) such name and likeness in any media worldwide whether now known or thereafter devised.

Bearer agrees to indemnify and save harmless the SEC, its member institutions, and their respective agents, employees, directors, officers, student-athletes, coaches, and contractors, of and from any and all claims, liabilities, demands and causes of action asserted by persons and entities other than the SEC and its member institutions (jointly “Claims”) arising out of any act or omission, or anything done or purported to have been done, by Bearer, including but not limited to Claims arising from Bearer’s breach of any term or condition hereof. With respect to any Claim that might give rise to liability of the Bearer as an indemnitor, the indemnified party shall: (a) have the right to fully participate in the litigation of such claim with counsel selected by the indemnified party at the sole expense of the Bearer, and (b) not be obligated, without its consent, to participate in any settlement of such Claim.

SEC REAL-TIME INTERNET POLICY

By acceptance and use of an SEC media credential, the holder agrees to the following conditions for any and all athletic events hosted by the SEC and its member institutions:

1. The SEC and its member institutions grant a media organization a limited license to use certain gathered information on the media organization’s own Internet or online site beginning at the start of an athletic event and up to the conclusion of such event, all subject to the following limitations and conditions:
 - (a) No more than 10 still photographs may be used for news coverage of the game and other editorial purposes during the event.
 - (b) Video tape may only be shown as part of a single, non-archived, online “simulcast” of a television station’s regularly-scheduled news program.
 - (c) While a game is in progress, the use of textual statistical information is time-delayed and limited in amount (e.g., updates pertaining to score,

injuries and national, conference or institutional record-breaking performances, a condensed halftime story) so that an organization's Internet or online game coverage does not undercut the authorized and rights-paying fee organization's rights to play-by-play accounts of the game and/or exclusivity as to such rights.

2. Any proposed media use on an Internet or on-line sight of the game information that is more detailed and/or more than described above will require separate written authorization by the SEC and/or its member institutions. However, such written authorization will not permit the use of game information in entertainment contexts and will not authorize game coverage that, due to immediacy or detail, constitutes or approaches a play-by-play account of a game.
3. Should any of these conditions be breached, the SEC and/or its member institutions will issue a written warning for the first violation. If this violation occurs during the last game of the institutions' regularly-scheduled season, the media organization may not be credentialed for the SEC Tournament. A second violation of this policy will result in revocation of credentials to cover future basketball games hosted by the SEC and/or its member institutions.



CREDENTIAL REQUESTS

Requests for single-game credentials should be made as far in advance as possible and no later than five days prior to game day online at sportssystem.com/Kentucky.

Stephanie Guy
Office Coordinator
859.257.3838
stephanie.guy@uky.edu

CREDENTIAL CRITERIA

The University of Kentucky's decision to issue credentials to a media outlet for the purposes of covering a UK basketball home or away event is determined by a variety of factors. They include the following:

- Amount of coverage given to Kentucky throughout the season
- Intention/ability to cover all 22 sports at Kentucky
- Compliance with SEC media policy
- Distribution/size of publication: free, subscription, sale on newsstands, website traffic, etc.

- Radio or TV station program format and size of audience
- Length of existence of the publication, amount of original copy generated, number of full-time employees of the publication and the journalistic experience of the reporter(s)
- Attendance at Kentucky media sessions, including Olympic sport opportunities
- Space availability
- Professionalism, which includes but is not limited to conduct at games, press conferences, practices, on social media, etc.

The University of Kentucky has the right to revoke credentials under its own discretion.

INTERVIEW POLICIES-GENERAL

All interviews with University of Kentucky basketball players or staff members must be arranged through the UK Athletics Communications and Public Relations office. Media should never contact a player, coach or staff member directly.

The Wildcat Coal Lodge, dormitories, team locker rooms and other team quarters are private team areas. Media members are not permitted in these areas unless accompanied by appropriate university personnel.

PRACTICE/PRESS CONFERENCES

Other than announced exceptions, UK basketball practices are closed to the media. UK will accept requests to attend practice. All requests must be made 24 hours prior to practice. In cases in which practices are open to the media, cell phones must be turned on silent or vibrate while in the practice facility.

Player interviews are conducted prior to practices the day before a game and will be available to all UK media in the Joe Craft Center lobby area. UK will accept requests for player interviews, but they must be submitted 24 hours prior to the scheduled availability.

Coach John Calipari or an assistant coach will meet with members of the media immediately following player interviews in the Memorial Coliseum media room or the Joe Craft Center lobby area.

Gameday shoot-arounds are closed to the media.



TELEPHONE PLAYER INTERVIEWS

Telephone interviews are available to the media on a call-back basis. Individual player and coach telephone numbers will not be given to members of the media.

Players are instructed not to conduct interviews when contacted directly by telephone. The UK Athletics Communications and Public Relations office will arrange for telephone interviews at a time most convenient for the student-athlete.

Other special requests are handled on a case-by-case basis.

POSTGAME INTERVIEWS

Postgame interviews will be conducted in the media room. UK's opponent will address the media first approximately 10 minutes after the game. Following the conclusion of the visiting team, Coach Calipari conducts his postgame press conference in the media room while a player is taken to the UK Sports Network.

Following Coach Calipari's press conference, selected UK players are brought to the media interview room. No one-on-one interviews will be conducted postgame. Requests for such interviews should be made to the UK Athletics Communications and Public Relations office.

UKathletics.com

The official website for University of Kentucky Athletics is updated 24 hours before each game with the latest game notes and quotes from Coach John Calipari and selected players.

Following each game, the site will post a game box score with summary, postgame quotes and notes from all games and updated season statistics.

ACCESSING PUBLICITY PHOTOS/LOGOS

Media members wishing to obtain photos and logos of the University of Kentucky men's basketball team may do so by contacting the UK Athletics Communications and Public Relations office.

Photo requests need to be limited to no more than 5-7 pictures. For archive photos, please contact Ruth Bryan with UK Archives at ruth.bryan@uky.edu.

SEC SERVICES

John Calipari, along with the other 13 conference coaches, will participate in the Southeastern Conference's teleconference call. This year the calls will be conducted Jan. 3, Jan. 14, Jan. 24, Feb. 4, Feb.

18, March 4 and March 11. To listen only, media can call 877.381.5694. To ask questions, contact the SEC media relations office at 205.458.3010 for additional details. Information also can be obtained on the web at www.secsports.com.

TELECONFERENCE SCHEDULE (ET)

11:00 a.m.	Bryce Drew, Vanderbilt
11:07 a.m.	Michael White, Florida
11:14 a.m.	Frank Martin, South Carolina
11:21 a.m.	Tom Crean, Georgia
11:28 a.m.	Will Wade, LSU
11:35 a.m.	John Calipari, Kentucky
11:42 a.m.	Rick Barnes, Tennessee
11:49 a.m.	Mike Anderson, Arkansas
11:56 a.m.	Avery Johnson, Alabama
12:03 p.m.	Bruce Pearl, Auburn
12:10 p.m.	Kermit Davis, Ole Miss
12:17 p.m.	Ben Howland, Mississippi State
12:24 p.m.	Cuonzo Martin, Missouri
12:31 p.m.	Billy Kennedy, Texas A&M



RADIO/TV RIGHTS

Broadcasting rights to UK games are assigned exclusively to the UK Sports Network. One reciprocal rights fee waiver is guaranteed opponent schools visiting Lexington. Contact Brad Tucker, network coordinator, at tucker@jmisports.com. Two phone lines and an ISDN line are available for visiting radio.

VIDEO HIGHLIGHTS

UK Sports Video can provide highlight footage of most UK games. Contact Greg Gorham at greg.gorham@uky.edu to request assistance.

GAMEDAY MEDIA SERVICES

MEDIA PARKING

A limited number of spots are available in the Langley Garage. The city of Lexington assesses a charge for parking privileges. Requests should be made when submitting press and/or photo credential requests. The media parking area can be accessed from South Broadway. The garage opens three hours before tipoff.

MEDIA WILL CALL

Media will call is located at the main entrance to Rupp Arena off of High Street. Credentials are not available at the public will call window and will not be mailed. Will call will open two hours prior to the start of the game.

MEDIA SERVICES

The University of Kentucky uses a computerized statistics system. Working media will receive:

- Game program and notes
- Halftime statistics
- Final statistics
- Complete play-by-play
- Shot charts
- Coach and player quotes

MEDIA ROOM

The media room and photo compound is located beneath section 28 and can be accessed through the floor exit beneath section 26. Working facilities, with electrical outlets and a limited number of telephones, are available.

MEDIA SEATING

The UK Athletics Communications and Public Relations office will assign seats for each game. The seating chart will be available in the media room. Available seating areas will be upstairs on media row on the third floor only. Media row can be accessed through sections 16, 29 and 33, or by taking the elevator in the media room to the third floor.



WIRELESS INTERNET

UK provides media members with complimentary wireless internet access at Rupp Arena. Contact a UK Athletics Communications and Public Relations staff member for details.



TELEPHONES

A limited number of telephones are available in the Rupp Arena media room. Newspapers and radio stations desiring their own private lines, to be installed either on press row or in the media room, should contact Windstream at 800.843.9214.



PHOTO/VIDEO COMPOUND

A photo compound is available in the media room for use by photographers only. Courtesy wireless internet and phone lines can be utilized for filing digital photography. If outlets wish to install their own phone lines, they can be ordered from the Windstream phone number listed above.

PHOTOGRAPHERS

The photo zones are appropriately marked on the Rupp Arena floor on both baselines. Photo/video spots are assigned. Because of safety concerns, no

shooting is allowed on either sideline. Due to the amount of space, photo credentials will be limited. Additional spots (unassigned) are available on media row in front of the stairwell of section 32. See Chet White at the site for technical assistance.

Prior to moving or installing any cables around the basketball floor and/or in the seating area, including cable trays or otherwise, please coordinate your efforts with the Lexington Center/Rupp Arena technical staff.

Professional DSLR still cameras and video cameras are required to shoot from the floor. No point-and-shoot still cameras or flip video cameras will be allowed on the floor. Please have rubber/non-scratch pads under stools to avoid scratching the Rupp Arena floor. Per NCAA regulations, stools shall not exceed nine inches in height.

GAMEDAY LIVE STATS

Live in-game stats will be provided at the web address <http://Kentucky.StatBroadcast.com>. A password is required. This is for media use only and the Stat Broadcast link and password should not be publicized.



Standing (from left to right): Tyler Herro, PJ Washington, Nick Richards, EJ Montgomery, Reid Travis, Keldon Johnson, Zan Payne
Sitting (from left to right): Brad Calipari, Ashton Hagans, Jemarl Baker Jr., Immanuel Quickley, Jonny David, Quade Green

2018-19 SCHEDULE

OCTOBER

12	BIG BLUE MADNESS	SECN	7 p.m.
21	BLUE-WHITE GAME	SECN	7 p.m.
26	TRANSYLVANIA (EXH)	SECN	7 p.m.

NOVEMBER

2	INDIANA UNIVERSITY OF PENNSYLVANIA (EXH)	SECN	7 p.m.
6	vs. Duke ¹	ESPN	9:30 p.m.
9	SOUTHERN ILLINOIS	SECN	7 p.m.
14	NORTH DAKOTA ²	SECN	9 p.m.
18	VMI ²	SECN	6 p.m.
21	WINTHROP ²	SECN	1 p.m.
23	TENNESSEE STATE ²	SECN	7 p.m.
28	MONMOUTH	SECN	8:30 p.m.

DECEMBER

1	UNC GREENSBORO	SECN	4 p.m.
8	vs. Seton Hall ³	FOX	Noon
15	UTAH	ESPN2	5 p.m.
22	vs. North Carolina ⁴	CBS	5:15 p.m.
29	at Louisville	ESPN2	2 p.m.

JANUARY

5	at Alabama	ESPN	Noon/1 p.m.
8	TEXAS A&M	ESPN/ESPN2/SECN	7 p.m.
12	VANDERBILT	SECN	8:30 p.m.
15	at Georgia	ESPN/ESPN2/ESPNU/SECN	7 p.m.

19	at Auburn	ESPN/ESPN2	4/6 p.m.
22	MISSISSIPPI STATE	ESPN/ESPN2	7 p.m.
26	KANSAS ⁵	ESPN/ESPN2	6 p.m.
29	at Vanderbilt	ESPN/ESPN2	9 p.m.

FEBRUARY

2	at Florida	ESPN/ESPN2	4/6 p.m.
5	SOUTH CAROLINA	SECN	7 p.m.
9	at Mississippi State	CBS	1 p.m.
12	LSU	ESPN/ESPN2	7 p.m.
16	TENNESSEE	ESPN/ESPN2	8 p.m.
19	at Missouri	ESPN/ESPN2	9 p.m.
23	AUBURN	CBS	1:30 p.m.
26	ARKANSAS	ESPN/ESPN2/SECN	9 p.m.

MARCH

2	at Tennessee	CBS	2 p.m.
5	at Ole Miss	ESPN/ESPN2/ESPNU/SECN	9 p.m.
9	FLORIDA	CBS	2 p.m.
13-17	SEC Tournament ⁶	ESPN/SECN	

1-Champions Classic (Bankers Life Fieldhouse/Indianapolis)
 2-Ohio Valley Hardwood Showcase (Rupp Arena/Lexington, Ky.)
 3-Citi Hoops Classic (Madison Square Garden/New York)
 4-CBS Sports Classic (United Center/Chicago)
 5-SEC/Big 12 Challenge (Rupp Arena/Lexington, Ky.)
 6-SEC Tournament (Bridgestone Arena/Nashville)

Home Games in **BLUE** | All Times Eastern